

MEDIA GUIDE

2 0 2 3





COMMITMENT TO EXCELLENCE

AL DAVIS

JULY 4, 1929 - OCT. 8, 2011

Al Davis, a true legend, was a maverick, a giant among giants, a star among stars, a hero, a mentor and a friend.

When Davis passed away during the 2011 season, football lost an innovator, a pioneer with a deep love and passion for the game, a man who most assuredly will never be forgotten or duplicated. A Pro Football Hall of Famer who arguably did more to change the game than any other individual, Davis was honored the day after his passing with a moment of silence at every NFL stadium.

At one of those venues, Houston's Reliant Stadium, Davis' players took the field without his guidance for the first time in 17,710 days. And in one of so many franchise games for the ages, this comeback featuring key contributions from three of his first-round draft choices, the Raiders that day honored Davis by doing what he cared about most – they won.

"Just win," Davis once said. "Play hard. Try not to make mistakes, but don't worry about mistakes because there's only one thing that counts: Just win."

Before that win in Houston, Davis' death spawned an overwhelming outpouring of statements from football executives, coaches and players, past and present. A clear common thread in those expressions of remembrance was that anyone with any level of affinity for football should acknowledge that the game would not be what it is without Davis.

That's not just because Davis held the titles of general manager, head coach, league commissioner and principal owner, and led the Raiders to more wins than any other team. The game would not be what it is because, through his unyielding efforts to build the finest franchise in sports, Davis broke social barriers, creating opportunities for countless individuals, and cared selflessly about people, treating them the way they wanted to be treated. No one has had a more profound and lasting impact on pro football.

SEEDS OF GENIUS

Had Davis remained in coaching, fellow innovator Bill Walsh once theorized, Davis would be considered one of the greatest coaches of all-time.


On Jan. 19, 1963, the American Football League Raiders made a 33-year-old Davis the youngest general manager and head coach in pro history. And before the budding genius called his first play, Davis took complete control over all phases of the franchise, including changing Oakland's uniform colors to silver and black, to resemble the great Army teams he had idolized during the 1940s, and re-branded the Raiders into an image that is today instantly recognized worldwide.

"If there's anything that we've done that I'm particularly proud of," Davis recalled later in his life, "I would have to say the perpetuation of the greatness of the Raiders; to take a professional football team and give it a distinct characteristic, that's different from all others."

That characteristic in his first season on the Raiders sideline became forever linked to winning. Davis earned Coach of the Year honors after leading the Raiders, 1-13 the season before, to the most significant year-to-year improvement in pro football history, a 10-4 mark. Although he sacrificed his coaching career to become AFL Commissioner following the 1965 season, the profession always remained important to him, partly because it served as the foundation for his contributions to football.

That foundation was first poured in his hometown, the borough of Brooklyn, N.Y., where he played basketball and learned some of his unshakable principles under Coach Al Badain at Erasmus Hall High School.

Davis graduated with a degree in English literature from Syracuse University, which later honored him with a Letterman of Distinction award, and shortly after, in 1950, launched his career as line coach at Adelphi College.



After entering the Army in 1952, Davis served as head football coach at Ft. Belvoir, Va. There, he molded a national power, finishing with a win over Maryland, the reigning national champion.

Davis worked in the player personnel office of the Baltimore Colts for one year (1954), then spent two seasons (1955-56) as line coach and chief recruiter at The Citadel, before becoming in 1957 the University of Southern California's line coach.

His next job didn't take him very far, moving across town from USC to the Los Angeles Chargers of the new AFL, but the move to pro football was a major step. Hired by Sid Gillman in 1960 as the Chargers' offensive ends coach, Davis helped the team to a pair of division titles in just three years.

That rise gave Davis the opportunity to lead his own team in 1963. Several factors influenced his head-coach blueprints. In addition to his coaching career, the precision of the Black Knights of the Hudson, their quickness and explosion with Doc Blanchard and Glenn Davis, left an indelible impression on Davis growing up. He also took several chapters from another sport.

"As a young guy," he said, "I had a dream that someday I would build the finest organization in professional sports. I had a lot of thoughts on how I would do it. I had the inspiration of two great organizations when I was growing up.

"The Yankees to me personified the size of the players, power, the home run, and intimidation and fear. Very important characteristics to me of what I thought a great team and a great organization should have. The Dodgers, under Branch Rickey, were totally different in my mind. They represented speed. They represented development of players, a way of playing the game, the Dodger way of playing the game. And I always thought that someone intelligent could take all the qualities, the great qualities of both, and put them together and use them."

In addition to those qualities, he also instilled in the Raiders tenets that were all his own, and in the process, he revolutionized pro football.

Offensively, Davis created the vertical game, now known as stretching the field.

"When we came out of the huddle," he remembered about his Raiders, "we weren't looking for first downs. We didn't want to move the chains. We wanted touchdowns. We wanted the big play, the quick strike. It's No. 1 to say that you want to do that, it's No. 2 to say that you have the players to do it, but it's No. 3 to do it. Do it on first down of any football game, on that defense that you're playing against. For those cornerbacks that play out there on the corners, to know that the Raiders are coming at you, they're coming at you on top, they've got the speed to do it, and they will do it. It's like having the bomb and being willing to drop it. The adage that goes around in professional football, and I hear everyone say it, 'Take what they give you.' That all sounds good to everybody, but I always went the other way: We're going to take what we want."

On the other side of the line, Davis also wanted to attack, to put pressure on the pocket, and do more than just disrupt the offense physically.

"I do believe that this is a game, psychologically, of intimidation and of fear. I don't mean cowardly fear, but fear. I think this: That somewhere within the first five to 10 plays of the game that the other team's quarterback must go down, and he must go down hard. That alone sets the tempo for a game."

Once that tempo was established, taking a cue from college basketball, Davis was the first to utilize his cornerbacks in a bump-and-run principle.

"We used to call it the press. We got the idea from John Wooden, when he had his great zone press, with his great basketball teams, where they picked you up as soon as you took the ball out, and they pressured you. And we got the idea and called it press. And then I think Don Shula started calling it bump-and-run, so we changed to bump-and-run."



Davis' vision to see where the game was headed, or to pave a new road to winning, led future successful coaches like Bill Parcells and Bill Belichick to regard Davis as the NFL's most intelligent individual.

From 1963-2002, the Raiders dominated pro football, posting the game's best cumulative won-loss record. Earning the moniker "Team of the Decades," the franchise posted 17 winning seasons over an 18-year stretch from 1963-80. The Raiders then posted 11 more winning campaigns from 1982-2002, including double-digit wins in 1983, 1984, 1985, 1990, 1993, 2000, 2001 and 2002. All told under Davis, the Raiders won four league championships -- Super Bowls XI, XV and XVIII and the 1967 AFL title.

FROM HEAD COACH TO COMMISSIONER, TO MERGER

Persuaded by American Football League owners who viewed him as the perfect person to lead their battle against the established NFL, Davis reluctantly became league commissioner on April 8, 1966. Remarkably, Davis would spend less than 16 weeks in that role, but the shots his administration fired during that short period still reverberate today.

For the first half of the 1960s, the AFL and NFL fought a tenacious fight for college talent, but they battled with a significant unwritten rule that veterans were off limits. A little more than a month after Davis took office, the NFL's New York Giants violated that rule, signing veteran Buffalo kicker Pete Gogolak. As longtime Raiders executive Al LoCasale remembered, the NFL took a shot with a revolver and Davis shot back using a machine gun.

Davis passionately and strategically convinced AFL owners to go after established NFL stars. In a short period, the AFL had signed many of the NFL's veteran playmakers, including the NFL's leading passer John Brodie, and Roman Gabriel from the Los Angeles Rams.



"We had about four or five quarterbacks all lined up," Davis said. "Three or four of their other great players had already signed. It was a preliminary strike to let them know what's going to happen if they continue this."

Within months, the two leagues had agreed to a merger that formed the league familiar to today's fans, including as part of the agreement a world championship game now known as the Super Bowl. Having served as the driving force behind that merger, Davis resigned on July 25, 1966, returned to Oakland as head of football operations and purchased an interest in the franchise. Davis, who became managing general partner in 1972, teamed with head-coach successors John Rauch, John Madden and Tom Flores in building a stalwart that would become the league's most successful franchise.

A CHAMPION OF DIVERSITY AND EQUALITY

A trailblazer, Davis innovated not only how the game was played and coached, but also changed who held those roles, opening countless doors for qualified individuals, regardless of skin color.

Davis was 17 when, a short distance from his home, Jackie Robinson broke the color barrier in Major League Baseball. Shortly after, at Syracuse, Davis befriended Bernie Custis, who would fight racism and become pro football's first black quarterback. At USC, Davis started recruiting players from historically black colleges, and convinced future Pro Football Hall of Famer Willie Wood to remain at the school as the Trojans' quarterback. Wood and Ron Mix became the school's first interracial co-captains, and Davis helped Mix understand how athletics could serve as a leader in ushering needed social change.

With the Chargers, Davis teamed with Gillman to lead the fight for equality. In addition to refusing to stay at segregated team hotels, the team, inspired by Davis, recruited players from black programs, creating what Eddie Robinson called a new day for players of color and giving them a sense of belonging in the American Football League.

Later that decade, Davis brought to the Raiders guard Gene Upshaw and tackle Art Shell, eventual Hall of Famers. Upshaw and Shell joked that a convention of pro football's black offensive linemen could be held in a phone booth. But Davis gave them an opportunity, and Upshaw said he never experienced racism on the Raiders because Davis would never tolerate it.

And neither would Davis tolerate discrimination at the game's most important position. A year after Upshaw as a rookie helped the Raiders to an AFL championship, Davis in 1968 made Eldridge Dickey the first African-American quarterback ever selected in the first round. Again, Davis cared about one thing: Winning.

"We called it an untapped reservoir," Davis recalled. "We wanted to win. We wanted the players. We weren't interested in who they were, or exactly where they came from. I've always said, it's not important to be consistent; it's important to be right. It was done because it was right and fair, and to help the team win, and continue to win."

"The Raiders did become a proving ground for great minority players. I think it was an evolution, an evolution of equity and fairness, and we hope that's one legacy we leave."

Another legacy Davis left was hiring in 1989 the NFL's first African-American head coach, Shell. Davis told Shell the reason he hired him was not because he was black, but because he was the best available candidate for the job, and because he was a Raider. Upon winning his coaching debut, Shell had to remind reporters that he was not the game's first minority head coach. A decade before, Davis had hired Tom Flores to lead the Raiders to two Super Bowl victories. Additionally, Davis later made Amy Trask the NFL's first female chief executive.

THE RAIDER MYSTIQUE

To Davis, shattering barriers wasn't only about race or gender. He defined it on a larger scale, by creating an environment that allowed any individual the chance to succeed, and in the process fostered a unique brotherhood.

"The fire that burns brightest in me," Davis said, "and the fire that burns brightest in this organization is the will to win."

That philosophy evolved the Raiders' locker room into an us-versus-them mentality, a group that like its owner valued being feared more than respected. Davis brought in mavericks and molded them into champions, a group of rugged and colorful individualists that carried Davis' torch with swagger and intimidation.

Many of the players that won for the Raiders were rejected by other teams. But Davis did not treat them like misfits. He treated them like men, and those men brought him three Super Bowl titles and dominated the league like no other team.

"We may take a player in who doesn't have good social habits, or has been a failure somewhere else," Davis explained. "But it's predicated on bringing them into an environment, that can inspire them the will to do great, and they have done great."

A BELIEF IN HOW TO TREAT PEOPLE

Part of Davis' ability to acquire the right players and put them in an environment that bred success was his belief in how to deal with people. Davis always said that the Golden Rule was not good enough.

"When you have to lead men, you don't do unto others as you would have others do unto you," Davis said. "You do unto them, in a paramilitary situation, as they want to be done unto. You have to treat them the way they want to be treated."

That way of treating people led friends and former players to remember Davis as the epitome of loyalty. And in turn, he showed the rest of the NFL how to treat former players. Of all the awards he received, the recognition from men that played the game meant the most to Davis. In 1997, the NFL Alumni inducted Davis into the Order of the Leather Helmet, a lifetime-achievement award. Six years earlier, the NFL Players Association honored Davis with its inaugural Retired Players Award of Excellence, citing the care he had shown players long after they retired.

"I feel we're one of the last bastions of hope, as a team image, as a team organization," Davis explained. "I don't want to give that up with the Raiders. We believe in tradition. We believe in the glory. We believe in the debt we owe to our players from the past."



No question, the way Davis treated people led to a record nine Hall of Famers asking him to present them in Canton, Ohio, at their induction ceremonies, an exceptional fact that exists nowhere else in sports, and speaks volumes of Davis' compassion for others.

In 1992, Davis earned his own enshrinement in the Pro Football Hall of Fame, and for the first time stood at the familiar podium after someone else – his most successful Raiders coach, Madden – had introduced him. Davis took the opportunity to look back on the team that mirrored his life.

"Enshrinement is a reflection of a life's work, a reflection of a love affair with the greatest game the world has ever known. This honor is a testament to a great organization, and to all the capable people that have poured their talent and enthusiasm and loyalty into the greatness of the Raiders, and the Raiders legend and mystique."

100 Yards Receiving	374	Deablo, Divine	146
100 Yards Rushing.....	372	Delaney, Tom	52
2022 Game Summaries.....	322	Delsen, Larry.....	70
2022 Game-By-Game Statistics.....	331	Dengler, Andy	52
2022 NFL Standings	332	DeSanto, Heather.....	72
2022 Player Participation	320	Dorsett II, Phillip.....	148
2022 Results	316	Draft Picks And Undrafted Free Agents.....	297
2022 Season Highs	319	Edwards, Matt.....	23
2022 Statistics.....	317	Eluemunor, Jermaine.....	153
2022 Year In Review.....	315	Epps, Marcus	154
300 Yards Passing	376	Extra Points	505
Abdullah, Ameer.....	90	Facyson, Brandon.....	158
Aceves, Freddy.....	58	Farrell Jr., Neil.....	162
Adams, Davante.....	96	Feeney, Matt	24
Agoha, David	307	Feldman, Adam	73
Allegiant Stadium	511	Football Administration	48
All-Time Assistant Coaches	434	Football Administration Directory.....	7
All-Time Drafts	437	Football Support Staff.....	68
All-Time Head Coaches.....	380	Fotheringham, Cole.....	294
All-Time Honors	482	Garbers, Chase.....	294
All-Time Numbers.....	424	Garoppolo, Jimmy.....	163
All-Time Raiders.....	404	Goldsberry, Brad	52
Almeida, Priscilla.....	72	Graham, Patrick	25
Amendola, Danny	16	Grant, Drew	59
Annual Leaders	368	Grant, Jaydon	307
AP All-League Selections	481	Grasu, Hroniss.....	170
Ash, Chris	17	Gravel, Ryan	53
Ayres, Julia.....	49	Gruden, Deuce.....	27
Barnett, John	49	Gurman, Vitaliy	295
Bars, Alex.....	105	Haithecock, Derek	60
Batiste, D'Anthony	18	Hall, Deavante.....	60
Bennett, Edgar	19	Hall, Tyler	171
Bennett, Jakorian	298	Hand, Matt	53
Bobenmoyer, Jacob.....	107	Hardegree, Bo	28
Bolden, Brandon	108	Harkins, Tim	60
Bolton, Curtis	116	Harrington, Joe	61
Branch, Calvin	50	Hearn, Azizi	308
Bricillo, Carmen	21	Hein, Jordan	53
Brown, Brittain	118	Herock, Shaun	54
Brown, Isiah 'Ike'	293	Herron, Justin	174
Brown, Jordan.....	50	Heyward, Keith	29
Burney, Amari.....	299	Hill, John	54
Business Administration	69	Hobbs, Nate	175
Business Administration Directory.....	8	Hooper, Austin	177
Business Support Staff.....	77	Hooven, Joseph.....	61
Butler, Adam	119	Horsted, Jesper.....	181
Butler, Darien	123	Howard, Christian 'X'	73
Butler, Matthew	124	Howard, O.J	183
Caballero, Kyle	50	Hoyer, Brian	186
Capristo, Jade	58	Individual Records	352
Carley, Justin L.	70	Jacobs, Josh	196
Carlson, Daniel	125	James, Andre.....	201
Carter, DeAndre	128	Jenkins, John	203
Chess, Jay.....	72	Johnson, Adam	61
Chester, Ben	51	Johnson, Jakob	210
Christoff, David	51	Johnson, Jaquan	213
Clemmons, Cameron	22	Jones, Chandler.....	216
Coaching Staff	15	Jones, Tom	62
Cole, AJ	134	Jordan, Shannon	73
Cole Sr., Keelan	138	Joseph, Dwayne	54
Connolly, Ron.....	59	Kelly, Champ	49
Cortez, Chris.....	59	Kidd, Keith.....	55
Cosby, Bryce	293	King, Walt	55
Crome, Michael	70	Kiss, Will	62
Crosby, Max.....	142	Knox II, Curtis	55
Curtis, McClendon.....	307	Koonce, Malcolm	224
Daniels, DuJuan	51	Lacy, Chris.....	226
Davis, Mark	10	League Results.....	380

Leder, Daniel.....	62	Raiders Headquarters.....	512
Leonard, Rob.....	30	Raiders In The Community.....	514
Lombardi, Matt.....	31	Raiders Radio Network.....	509
Lombardi, Mick.....	32	Raiders vs. NFL.....	399
Long Jr., David.....	229	Rauhauser, Erin.....	75
Longenecker, Zachary.....	63	Receptions, Top Individual Seasons.....	379
Martinez, Jonathan.....	74	Records And History.....	333
Martinez, Qiava.....	71	Renfrow, Hunter.....	254
Masterson, Luke.....	232	Results by Season Summary.....	383
Mauga, Kana'i.....	295	Results by Season, All-Time.....	388
Maxie, Adam.....	56	Reuveni, Greg.....	57
Mayer, Michael.....	300	Robertson, Amik.....	258
McCormick, Sincere.....	296	Romanski, Bob.....	65
McDaniels, Josh.....	13	Roster, Alphabetical.....	312
McGill, Lenny.....	56	Roster, Numerical.....	314
McMahon, Tom.....	33	Roster, Positional.....	311
Media Information.....	519	Rushing Yards, Top Individual Seasons.....	377
Meredith, Jordan.....	233	Russo, Cameron.....	65
Meyers, Jakobi.....	234	Ryan, Rob.....	38
Miller, Kolton.....	237	Sanders, Montelle.....	66
Miranda, John.....	63	Schneider IV, Henry.....	66
Moehrig, Tre'von.....	240	Schuplinski, Jerry.....	40
Molina, Danny.....	63	Shears, DeAngelo.....	66
Moore, Ansley.....	64	Sheldon, Matt.....	41
Morgan, Sandra Douglass.....	11	Shelley, Duke.....	261
Morris, Jalun.....	56	Shenker, John Samuel.....	309
Mosley, Lemar.....	64	Silver and Black Productions.....	506
Munford Jr., Thayer.....	242	Silvera, Nesta Jade.....	302
Murray, Justin.....	243	Simmons, Jason.....	42
Muti, Netane.....	245	Sims, Cam.....	264
Negus, Jason.....	64	Singler, Mitch.....	43
Neibel, A.J.....	34	Slate, Rick.....	44
Nelson, Daryl.....	57	Smith II, Chris.....	303
Ng, Ricky.....	65	Smith, Ashley.....	67
Nichols, Bilal.....	246	Sotiropoulos, Christopher.....	76
Nichols, Cheryl.....	71	Spillane, Robert.....	267
O'Connell, Aidan.....	301	Stilkey, Jeffrey.....	76
Overstreet-White, Piper.....	74	Stiriti, Bob.....	67
Overtime/Shutout Victories.....	382	Super Bowls.....	456
Papagno, Nick.....	57	Superlatives.....	372
Pappas, Panos.....	74	Swinton II, Derius.....	45
Parham, Dylan.....	250	Tarlas, George.....	309
Parker, Brandon.....	251	Team Records.....	338
Pasco, Matthew.....	75	Teamer, Roderic.....	271
Passer Rating, Top Individual Seasons.....	378	The Last Time.....	334
Perryman, Jordan.....	308	The Raider Image.....	513
Phinney, Brad.....	71	Thomas, Drake.....	310
Pierce, Antonio.....	35	Tillery, Jerry.....	275
Plant, Adam.....	308	Touchet, Scott.....	67
Playoff History.....	461	Trades, 2013-23.....	444
Playoff Records, Individual.....	453	Tucker, Tre.....	304
Playoff Records, Team.....	450	Turner, DJ.....	278
Polamalu, Kennedy.....	36	Turner, Scott.....	46
Pola-Mao, Isaiah.....	253	Van Roten, Greg.....	280
Postseason Games, All-Time.....	449	Veterans And Players with Pro Experience.....	89
Practice Squad, 2013-23.....	447	Wagner, Dalton.....	310
Preseason Results, All-Time.....	385	Walker, Fred.....	47
Primetime Games.....	381	Walter, Austin.....	282
Pro Bowl Selections.....	485	Webb, Sam.....	285
Pro Bowlers, All-Time.....	484	White, Zamir.....	286
Pro Football Hall of Fame.....	486	Wilkerson, Kristian.....	287
Rahman, Zahir.....	75	Willis, Jordan.....	289
Raiderettes.....	518	Wilson, Tyree.....	305
Raiders Alumni.....	517	Yeargan, Brandon.....	58
Raiders Chronology.....	495	Young, Byron.....	306
Raiders Football Development.....	515	Ziegler, Dave.....	12
Raiders Foundation.....	516		

FOOTBALL ADMINISTRATION DIRECTORY

TELEPHONE NUMBERS

Main switchboard 702-520-2020
Ticket office 725-780-3001
Raider Image 725-780-3004

Mark Davis Owner

COACHING STAFF

Josh McDaniels Head Coach
Danny Amendola
Chris Ash
D'Anthony Batiste
Edgar Bennett
Carmen Bricillo
Cameron Clemmons
Matt Edwards
Matt Feeney
Patrick Graham
Deuce Gruden
Bo Hardegree
Keith Heyward
Rob Leonard
Matt Lombardi
Mick Lombardi
Tom McMahon
A.J. Neibel
Antonio Pierce
Kennedy Polamalu
Rob Ryan
Jerry Schuplinski
Matt Sheldon
Jason Simmons
Mitch Singler
Rick Slate
Derius Swinton II
Scott Turner
Fred Walker

EQUIPMENT

Deavante Hall
Adam Johnson
John Miranda
Danny Molina
Bob Romanski

FIELDS

Collin Doebler
Zachary Longenecker
McCade Lynch
Logan Mace
Sergio Nunez

FOOTBALL INFORMATION TECHNOLOGY

Freddy Aceves

FOOTBALL OPERATIONS

Derek Haithcock
Tom Jones
Daniel Leder
Ansley Moore
Henry Schneider IV

MEDIA RELATIONS

Jade Capristo
Joseph Hooven
Will Kiss
Cameron Russo
Ashley Smith

MEDICAL/ATHLETIC TRAINING

Chris Cortez
Drew Grant
Tim Harkins
Trevor Hunt
H. Rod Martin
Lemar Mosley
Oscar Ruiz
Scott Touchet
Dr. Chad Hanson
Dr. Michael Miao
Dr. Will Rosenberg
Dr. Navdeep Singh

NUTRITION

Jake Brubaker
Ricky Ng

PLAYER ENGAGEMENT

Jean Fajardo
Montelle Sanders
DeAngelo Shears

PLAYER PERSONNEL

Dave Ziegler General Manager
Champ Kelly Asst. General Manager
Julia Ayres
John Barnett
Calvin Branch
Jordan Brown
Kyle Caballero
Ben Chester
David Christoff
DuJuan Daniels
Tom Delaney
Andy Dengler
Brad Goldsberry
Ryan Gravel
Matt Hand
Jordan Hein
Shaun Herock
John Hill
Dwayne Joseph
Keith Kidd
Walt King
Curtis Knox II
Adam Maxie
Lenny McGill
JaLun Morris
Daryl Nelson
Nick Papagno
Greg Reuveni
Brandon Yeargan

SECURITY

Bob Stiriti
Ron Connolly
Ava Toailoa

VIDEO OPERATIONS

Joe Harrington
Jason Negus

QUICK FACTS

First Season: 1960 (American Football League)

Founding Co-owners and Directors: Y. Charles Soda, F. Wayne Valley, Robert L. Osborne, Don Blessing, Charles L. Harney, Roger D. Lapham, Jr., Wallace A. Marsh, William J. Hayes, Edward W. McGah

All-Time Record: Regular season: 497-458-11 (.520)

Postseason: 25-20 (.556)

AFL Championships: 1 - 1967

Super Bowl Championships: 3 - 1976, 1980, 1983

Division Titles: 17 - 1967-70, 1972-76, 1980, 1982-83, 1985, 1990, 2000-02

Conference: American Football Conference

Division: West Division

Stadium: Allegiant Stadium

Capacity: 65,000

Surface: Bermuda Grass

Year opened: 2020

Team Colors: Silver and Black

Radio: Lotus Broadcasting, Raider Nation Radio 920 AM and nationwide

Raiders Radio Network

Preseason TV: KVUU (Fox5 - Las Vegas)

INTEREST HOLDERS

**A. BOSCACCI
JILL BOSCACCI LOVINGFOSS
FIRST FOOTBALL
WINKENBACH FAMILY
FOX FOOTBALL
SARGENT FAMILY**

Sandra Douglass Morgan President

EXECUTIVES

Justin L. Carley
Michael Crome
Larry Delsen
Qiava Martinez
Cheryl Nichols
Brad Phinney

ADMINISTRATION

Holly Ducharme
Karen "Fudgie" Otten

ALUMNI RELATIONS

Katie Flath
Shamgo Jordan
Callie Reilly
Lindsey Sanders

AMBASSADORS

Angelique Martin-Parley
Melissa Tailes

COMMUNITY RELATIONS

Ebere Arum
Jibri Blount
Shelby Hurd
Erin Rauhauser
Cassidy Turpin

CORPORATE PARTNERSHIPS

Melissa Bacon
Kennedy Childress
Austin Crafton
Scott Erdmann
Karen Fontana
Jamie Gary
Dana Geary
Vickie Guindon
Christian "X" Howard
Emilee Leichman
Bruce Moreno
Holly Scarpinato
Miller Silbey
Taylor Tufano
Amanda Wilson

CREATIVE

Cami Bennett
Andrew Brass
Caroline Bufano
Rebecca Finlay
David Machuca
Chris Piret

DIGITAL

Kasey Carlson
Levi Edwards
Rachel Gossen
Janay Hagans
Mike Johnson Jr.
Logan Norton
Gavin Rivera

EVENT OPERATIONS

Priscilla Almeida
Marcus Castillo
Karissa Duran
Troy Maheras
Leo Rogers
Diman Starring

FACILITIES

Pete Caracciolo
Jason Carneira
Anthony Figueroa
Hugo Herrera
Mark Nichols
Najja Williams

FINANCE

Jennie Alexander
Sandra Asuncion
Faith Eder
May Escobar
Julie Gates
Benjamin Gerweck
Boubakar Jalloh
Dawn Lynn
Sherrie Anne Menor
Daniel Meza
Derek Person
Travis Scott
BreAnna Smith
Jeffrey Stilkey

FOOTBALL DEVELOPMENT

Jordan Aguilar
Marli Bartlett
Myles Hayes

GAME DAY ENTERTAINMENT

Justin Casserly
Kelly Heiple
Eben Sawilchik

GOVERNMENT RELATIONS

Piper Overstreet-White

HUMAN RESOURCES

Kendra Brown
Sean Bustos
Sharesha Chen
Heather DeSanto
Stephanie Dotson
Devon Lewis-Buchanan
Beverly Shields

INFORMATION TECHNOLOGY

Michele Amador
Ryan Dorsey
Luis Duenas
Andrew Ferrall
Matt Pasco
Clyde Sarvelton
Shawn Testa
Makana Willis

LEGAL

Nicole DiMuro
Lucas Paule
Zahir Rahman

OFFICE ADMINISTRATION

Tyssa Leyva
Dona Verner

PHOTOGRAPHY

Matt Aguirre
Jeff Bennett
Michael Clemens
Brittany Perry

PREMIUM HOSPITALITY & SUITE SERVICE

Shan Amthabhai
Isaiah Burist
Kylie Chandler
Ryan Gonzales
Cameron Stevens
Amir Zaffa

PREMIUM SALES

Francisco Ascencio
Sheldon Bell
Tisha Bell
Howie Long Jr.
Janae Miranda
Jyler Nigro
Panos Pappas
Cesar Serrano
John Sklavos

PREMIUM SERVICE

Tahira Bellot
Thomas Bold
Maria Carbajal
Sebastian Gomez
Kristina Goodchild
Anwaar Lacy
Brianna Lester
Ted Nam
Jake Ortale
Joel Rains
Samantha Sims

PUBLIC AFFAIRS

Mike Taylor

RAIDER IMAGE

Michael Acosta
Alexis Aguilar
Robert Baldizan
Christine Baldwin
Ron Bradley
Jason Brown
Celia Delgado
Laura Diekema
Danner Dunston
Jessica Felton
Kimberly Hernandez-Garcia
Steven Hernandez
Jackie Kaufman

Tamika Kelly
Amelia Lemos
Garland Lewis
Anthony Lopez
Desiderio Lopez
Tom Lydon
Cristina McAloon
Joseph Meneses
Adrian Montoya
Marlene Moreno
Brandy Moushey
Alec Munoz
Taryn Niederberger
Erica Olive
Sarah Penksa
Dallas Redd
Chris Shelby
Shocker Sisson
Janet Steele
Joseph Tesconi
Vanessa Vejar
Andrew Visconti
Jeremy White
Saul Williams
Eddie Willingham

RAIDERITES

Maria Cabande
Stephanie Hardy
Tiphonie McNiff

REVENUE PLANNING AND ANALYTICS

Aomori Allen
Justin Barnes
Dave Griffin
Beau Lail
Jack Levey
Billy Lu
Jonathan Martinez
Adam Rockett
Janiece Scharmann
Ken Schengrund
Amanda Walter

SILVER AND BLACK PRODUCTIONS

Steven Browning
Steven Camacho
Alexandra Curtin
Sam Freed
Micheala Jackson
Trisha Kirk
Janella Lacson
Antonette Manabat
Eddie McGee
Marcus Padilla
Eddie Paskal
Abigail Romanski
James Vega
Paden Wigness
Connor Young

STADIUM OPERATIONS

Dom Albertoni
Jessica Brady
Andrew Hudgins
Chloe Janfaza
Christopher Sotiropulos

STADIUM TOURS

Lauren Aguilar
Jay Chess
Bethany Corradi
Carrie Fountain
Matt Gutierrez
Angelina La Fontaine
Angela Little
Dustin Martin
William Nafataly
Nicole Venta
Brett Werder

TICKET OPERATIONS

Samuel Buzzas
Adam Feldman
Jaime Lafazia
Justin Lupo





MARK DAVIS
OWNER





SANDRA DOUGLASS MORGAN

PRESIDENT

Sandra Douglass Morgan was named President of the Las Vegas Raiders by Owner Mark Davis in July of 2022. She has more than two decades of leadership experience in the sports, gaming, legal and corporate sectors, and has served as a chief regulator, director, attorney, and advisor to integrated resorts, casinos, and telecommunications companies. Having an adept understanding of the community as a native Las Vegas, Sandra is incredibly proud to lead the Silver and Black in her hometown.

Prior to her joining the Raiders, Sandra served as Chairwoman of the Nevada Gaming Control Board. As the chief regulator for Nevada's dominant billion-dollar gaming industry, Sandra led the passage and implementation of cashless wagering regulations, ensured that gaming licensees adopted policies prohibiting discrimination and harassment, and led a team of 400 employees in five cities across the state of Nevada. Sandra also served as a Commissioner on the Nevada State Athletic Commission and was the first Black City Attorney in the State of Nevada when she was the chief legal officer for the City of North Las Vegas, where she served from 2008 to 2016.

Sandra was previously with Covington & Burling, LLP and served as an advisor to the State of Nevada's COVID-19 task force charged with finding solutions for access to personal protection equipment, virtual education options, and expanding testing capabilities so that the state could reopen its doors to tens of millions of visitors from across the globe.

Widely recognized for her commitment to Nevada businesses, education, and support for local causes, she is the recipient of the UNLV Boyd School of Law's Distinguished Service Alumni Award and the Corporate to Community Connector award from the National Urban League Young Professionals. She was honored to be included in the EBONY 2022 Power 100 List, the most influential "Women in Business and Politics," receiving an award from the Urban Chamber of Commerce in 2015 along with the Ladies of Distinction Award in 2013 from Olive Crest, a non-profit organization dedicated to assisting abused and neglected children. In 2012, Sandra was named Attorney of the Year by the Las Vegas Chapter of the National Bar Association which recognized her commitment to serving the local community, especially communities of color.

Sandra has served on a variety of nonprofit boards and is currently the vice chair of Super Bowl LVIII Host Committee, which will take place at Allegiant Stadium in 2024, marking the first time Las Vegas will host one of the most-watched annual sporting events in the world. Additionally, Sandra serves on the Board of Directors of Allegiant Travel Company and Fidelity National Financial, Inc., and is on the Board of Trustees for the UNLV Foundation. She is also a member of the State Bar of Nevada and the District of Columbia Bar.

Sandra graduated from the University of Nevada, Reno with a degree in Political Science and holds a Juris Doctor from the William S. Boyd School of Law at the University of Nevada, Las Vegas. She resides in Las Vegas with her husband Don and their two children.



DAVE ZIEGLER

GENERAL MANAGER

14th Season in NFL

2nd Season with Raiders

Dave Ziegler enters his second season as General Manager of the Las Vegas Raiders. Named to his post by Owner Mark Davis on Jan. 30, 2022, Ziegler is the just the fourth general manager in Raiders franchise history. Prior to arriving in Las Vegas, Ziegler spent nine seasons with the New England Patriots, most recently serving as the director of player personnel.

Ziegler continued to build the roster this offseason, adding 15 players in the early free agency period to improve depth and competition on both sides of the ball and special teams. In April's draft, Ziegler orchestrated four draft day trades, moving up in draft order each time to select top prospects at several different positions.

In his first offseason with the Raiders, Ziegler executed a blockbuster trade to bring elite wide receiver Davante Adams to Las Vegas. Despite not owning a selection until the third round of the NFL Draft, Ziegler and his staff were able to compile a solid draft class in 2022. Third-round selection Dylan Parham contributed immediately, starting all 17 regular season games on the offensive line and earning consensus All-Rookie honors, and four undrafted rookie free agents made the team's initial 53-man roster.

In 2021, Ziegler served his lone season as director of player personnel for the Patriots. He spent the 2020 season as assistant director of player personnel following four seasons as the director of pro personnel and three as the assistant director of pro scouting. During his time in New England, the Patriots won seven AFC East Division titles, advanced to six AFC Championship Games and claimed three Super Bowl championships (XLIX, LI and LIII).

Prior to joining the Patriots, Ziegler spent three seasons with the Denver Broncos, serving in a variety of roles for the club in their scouting department. During his time in Denver, the Broncos won two AFC West Division titles.

Before entering the NFL, Ziegler was the special teams coordinator at Chaparral High School in Scottsdale, Ariz., where he also coached running backs and tight ends. Previously, Ziegler coached wide receivers and special teams at Iona College in New Rochelle, N.Y., and at John Carroll University in University Heights, Ohio.

A three-time, all-conference honoree as a wide receiver, punt returner and kick returner at John Carroll, Ziegler holds several school records, including career return yards, return average and touchdowns. He was inducted into the John Carroll Hall of Fame in 2010. Ziegler was college teammates with Raiders Head Coach Josh McDaniels.

A native of Tallmadge, Ohio, Ziegler and his wife Carissa have two sons, Asher and Camden and a daughter, Georgina.

BACKGROUND

Years	College/Pro Team	Position Coached
2010-12	Denver Broncos	Scouting Department
2013-15	New England Patriots	Asst. Director of Pro Personnel
2016-19	New England Patriots	Director of Pro Personnel
2020	New England Patriots	Asst. Director of Player Personnel
2021	New England Patriots	Director of Player Personnel
2022-	Las Vegas Raiders	General Manager



JOSH McDANIELS

HEAD COACH

23rd Season in NFL

2nd Season with Raiders

Josh McDaniels enters his second season as Head Coach of the Las Vegas Raiders and his 23rd overall campaign in the NFL. McDaniels was named Raiders head coach by Owner Mark Davis on Jan. 31, 2022, following 19 seasons with the New England Patriots, including 13 as offensive coordinator. He also served as the Denver Broncos' head coach from 2009-10 and the St. Louis Rams' offensive coordinator in 2011.

In his first season at the helm in Las Vegas, McDaniels laid a solid foundation for the organization both on and off the field. McDaniels orchestrated an offense that was among the best in the NFL, as the Raiders scored on 42.4 percent (73-for-172) of the team's offensive possessions, a mark that ranked fifth in the league and was the second highest for a Raiders offense since 2001.

Individual standouts highlighted the offensive attack, as running back Josh Jacobs totaled 1,653 yards on the ground to become the first Raider to lead the NFL in rushing since 1985.

Wide receiver Davante Adams was equally outstanding in the passing game, setting a franchise record with 1,516 receiving yards and leading the NFL with 14 touchdowns through the air. The Raiders became just the fifth team in history, and the first since 1999, to have both a rusher and receiver eclipse the 1,500-yard mark in the same season.

In his 13 seasons as the Patriots offensive coordinator, McDaniels guided an offense to top-10 finishes eight times, including the NFL's No. 1 ranked offense in 2007, 2012 and 2017. He has also coached the team to 12 seasons with 10-or-more wins, while the offense has scored 400-plus points in 11 seasons. Overall, McDaniels was a part of six Super Bowl championships, 14 division titles and eight conference crowns with New England.

Regarded as one of the league's top quarterback coaches, McDaniels tutored quarterback Tom Brady to 10 Pro Bowl selections, two NFL Most Valuable Player awards and nine 4,000-yard passing seasons. Brady also led the league in touchdown passes two times (2007 and 2015) and passing yards three times (2005, 2007 and 2015) with McDaniels serving as his position coach.

In 2021, McDaniels played a key role in the development of quarterback Mac Jones, who led all rookie quarterbacks with 3,801 passing yards and 22 touchdowns. Jones' 10 wins are the most in a season by a Patriots rookie quarterback and his completion percentage of 67.6 was the second-best for a rookie quarterback in a season in league history. Under the guidance of McDaniels, tight end Hunter Henry set a single season career-high with nine receiving touchdowns, tied for the NFL lead among tight ends. Additionally, the offense finished eighth in rushing with 2,151 yards behind running back Damien Harris' career-high 929 rushing yards and 15 rushing touchdowns, tied for second-most in the NFL in 2021.

In 2020, McDaniels oversaw an offense that finished fourth in the NFL with 2,346 rushing yards, a mark that ranked as the fourth-highest rushing total in team history. The Patriots finished the season with 4.67 yards per rush attempt, the fourth-best average in franchise history. Additionally, the offense scored 20 rushing touchdowns, tied for sixth-most in the NFL. McDaniels guided quarterback Cam Newton to double-digit rushing touchdowns for the third time in his career. Newton set the franchise record for most rushing attempts (137) and yards (592) by a quarterback, while also finishing with the most rushing touchdowns by a quarterback (12) in the NFL. In 2019, McDaniels helped lead the Patriots to a 12-4 record and claim their 11th consecutive division title. Brady threw for 4,000-plus passing yards for the 11th time in his career and became the all-time leader in NFL history with his 17th season of at least 20 passing touchdowns. Additionally, McDaniels saw running back Sony Michel record 912 rushing yards to become only the second player in team history to post 900-plus rushing yards in each of his first two NFL seasons.

Under McDaniels' guidance in 2018, QB Tom Brady was selected to his 14th Pro Bowl and surpassed 4,000 passing yards for the 10th time in his career. The Patriots offense ranked top-5 in total points (436), total yards (6,295) and rushing yards (2,037). Additionally, McDaniels saw running back James White set the team franchise record by a running back for receptions (87) and receiving yards (751) in a single season. Rookie RB Sony Michel finished with 931 rushing yards and four 100-yard rushing games.

In 2017, McDaniels helped the Patriots reach their second consecutive Super Bowl by leading a unit that finished No. 1 in the NFL in total offense (394.2 yards per game). McDaniels helped guide the No. 2 passing offense (276.1 yards per game) and the No. 2 scoring offense (28.6 points per game). Brady and tight end Rob Gronkowski were both named to the Pro Bowl, while the Patriots offense had three players with 1,000-plus scrimmage yards in the same season for the first time in franchise history with wide receiver Brandin Cooks (1,122), Gronkowski (1,084) and running back Dion Lewis (1,110).

In 2016, McDaniels saw Brady earn his eighth consecutive Pro Bowl selection (2009-16) after finishing the season with 28 touchdowns passes and only two interceptions in 2016 for a TD/INT ratio of 14.00, the best in a single season. Brady threw just two interceptions in 432 pass attempts in 2016 for an interception percentage of 0.46, the fourth lowest in NFL history. Additionally, McDaniels guided running back LeGarrette Blount to a team single-season record with 18 rushing touchdowns while becoming the second player in franchise history to lead the NFL in rushing touchdowns. Wide receiver Julian Edelman recorded his second career 1,000-plus yards receiving season.

Under the guidance of McDaniels in 2015, the Patriots advanced to their fifth-straight conference championship game. The offense set an NFL record by scoring in 38 straight quarters, while Brady became just the fourth player in NFL history to reach 30 touchdown passes in six seasons and just the third player in league history with at least eight 4,000-plus yards passing seasons. Additionally, Gronkowski surpassed 1,000 receiving yards for the third time in his career.

In 2014, McDaniels helped the Patriots earn the fourth Super Bowl championship in franchise history. New England finished with the top-ranked red-zone offense, leading the league with 338 points scored (39 TDs, 22 FG) in 67 trips to the red zone. McDaniels offensive unit finished with 52 touchdowns, marking the eighth time in franchise history that New England has scored at least 50 touchdowns in a season. The offense's 468 points ranked fourth in the league.

COACHING BACKGROUND

Years	College/Pro Team	Position Coached
1999	Michigan State	Graduate Assistant
2001	New England Patriots	Personnel Assistant/ Coaching Assistant
2002-03	New England Patriots	Coaching Assistant
2004-05	New England Patriots	Quarterbacks
2006-08	New England Patriots	Offensive Coordinator/ Quarterbacks
2009-10	Denver Broncos	Head Coach
2011	St. Louis Rams	Offensive Coordinator/ Quarterbacks
2012-19	New England Patriots	Offensive Coordinator/ Quarterbacks
2020	New England Patriots	Offensive Coordinator
2021	New England Patriots	Offensive Coordinator/ Quarterbacks
2022-	Las Vegas Raiders	Head Coach

In his two seasons after returning to Foxborough (2012-13), McDaniels guided the offense to a top-10 finish in total offense both seasons. Additionally, Brady was selected to the Pro Bowl in 2012 and 2013 and eclipsed 4,000 passing yards for the sixth time in 2013. In 2011, McDaniels served as offensive coordinator of the St. Louis Rams. Under his guidance, Rams running back Steven Jackson eclipsed the 1,000-yard mark for the seventh consecutive season.

McDaniels served as head coach of the Denver Broncos from 2009-10, becoming the fifth-youngest head coach in NFL history at the time (32 years, 8 months).

In his first season with the Broncos in 2009, McDaniels guided the club to a 6-0 start that tied for the third-best start by a rookie head coach in the NFL history. Five Broncos made the Pro Bowl under McDaniels in 2009 while quarterback Kyle Orton enjoyed the best season of his five-year career, posting 10 games with a passer rating of at least 90.0 that tied for fifth in the league. The Broncos' 23 giveaways were their fourth-fewest total for a season in club history.

McDaniels began his NFL career with New England as a personnel assistant/coaching assistant in 2001, then serving as a coaching assistant from 2002-03. McDaniels was named the Patriots quarterbacks coach in 2004 and later promoted to offensive coordinator/quarterbacks coach in 2006.

During his first three years (2006-08) as offensive coordinator/quarterbacks coach, McDaniels directed a New England offense that led the NFL in points per game (28.8) while ranking second in the league in yards per game (370.8). The Patriots also committed the third-fewest turnovers (63) and ranked fourth in the league in third-down success (44.4 percent) under McDaniels during that period.

Under McDaniels' guidance during 2007, the Patriots set several league offensive records en route to becoming the first team in NFL history to win its first 18 games and advancing to Super Bowl XLII. New England's 589 points (36.8 ppg.) and 75 touchdowns were the most in league history for a season while its 6,580 yards (411.3 ypg.) ranked seventh in NFL history for a single campaign. McDaniels saw Brady earn the league MVP after setting a then-NFL record for touchdown passes (50) in a single-season and registered the third-most passing yards (4,806) for a year in league history, while wide receiver Wes Welker set the franchise record for receptions in a season (112) and wide receiver Randy Moss broke the NFL record for touchdown receptions with 23.

In his five seasons (2004-08) handling positional coaching responsibilities, McDaniels guided six different players to a total of nine Pro Bowl selections.

McDaniels began his coaching career as a graduate assistant at Michigan State University in 1999, working under head coach Nick Saban and helping the Spartans to a 10-2 record and a Citrus Bowl victory.

PERSONAL: A native of Canton, Ohio, McDaniels attended John Carroll University, where he played quarterback and wide receiver from 1995-98. McDaniels was a college teammate of Raiders General Manager Dave Ziegler. Josh and his wife, Laura, have four children.

COACHING STAFF





DANNY AMENDOLA

COACHING ASSISTANT/RETURNERS

14th Season in NFL
(13 as a player)

1st Season with Raiders

Danny Amendola enters his first season as a coaching assistant/returners coach with the Raiders.

Amendola enjoyed a 13-year NFL playing career as a wide receiver and kick returner with the St. Louis Rams (2009-12), New England Patriots (2013-17), Miami Dolphins (2018), Detroit Lions (2019-20) and Houston Texans (2021).

He played in 163 games with 76 starts and recorded 617 career receptions for 6,212 receiving yards and 24 touchdowns. As a returner, Amendola registered 153 kickoff returns for 3,590 yards (23.5 avg.) and 198 punt returns for 1,860 yards (9.4 avg.).

Known for his clutch play in the playoffs, Amendola appeared in 13 postseason games –all with the Patriots – and recorded 57 receptions for 709 yards and six touchdowns, with TD catches in New England’s Super Bowl XLIX and LI wins. He ranks fourth all-time in Super Bowl history with 337 receiving yards and eighth all-time with 21 receptions.

Amendola entered the NFL as an undrafted free agent and started his career with the Rams in 2009, where he led the league and set franchise records in kickoff returns (66), kickoff return yards (1,618) and total return yards (1,978) in his first year. In 2010, he registered a career-high 85 receptions for 689 yards and led the NFL with 2,364 all-purpose yards.

After four seasons with the Rams, he joined New England for five seasons and registered 230 catches for 2,383 yards and 12 touchdowns during that span. Amendola played one season with the Dolphins in 2018 and two seasons with the Lions from 2019-20 before his final year in Houston in 2021.

PERSONAL: Attended The Woodlands (Texas) High School, where he was named first-team all-state as a senior in both football and baseball. . . Played four years at Texas Tech (2004-07) and finished with the fifth-most catches (198) in school history. . . He was named to the All-Big 12 second-team after registering 103 catches for 1,177 yards and five touchdowns as a senior.

COACHING BACKGROUND

Years	College/Pro Team	Position Coached
2023	Las Vegas Raiders	Coaching Assistant/Returners



CHRIS ASH

DEFENSIVE BACKS

3rd Season in NFL

2nd Season with Raiders

Chris Ash enters his third season in the NFL and second as defensive backs coach of the Las Vegas Raiders.

In his first season with the Raiders in 2022, Ash led a unit that saw 13 different defensive backs record snaps, tied for the second most in a single season for the Raiders since 2000. His unit produced two defensive touchdowns in 2022, tied for the fourth most among defensive back units in the NFL and tied for the most by a Raiders defensive back unit since 2010. He also aided in the development of several young players who got significant playing time in 2022.

Ash entered the NFL coaching ranks in 2021 as defensive backs/safeties coach for the Jacksonville Jaguars after a 24-year career as a college coach, including roles as head coach at Rutgers and defensive coordinator at Texas, Ohio State, Wisconsin and Arkansas.

In his one season in Jacksonville, Ash helped the Jaguars to a 10-spot improvement in pass defense, finishing 17th in the league after ranking 27th in 2020.

Ash served as the defensive coordinator/safeties coach for Texas in 2020 and helped guide the team to a 7-3 record and victory in the Alamo Bowl. Prior to that, Ash spent four years (2016-19) as head coach at Rutgers, including a 2017 season that saw the team match its program record for victories in Big Ten play and tie a league win total from 2014.

Ash spent eight years in the Big Ten Conference, including four as a defensive coordinator with four Big Ten championships. Ash led four groups that ranked in the top 25 statistically, including a top-10 defensive unit in 2015 at Ohio State.

In 2015, the Buckeyes' defense ranked second nationally in scoring defense, ninth in total defense and ninth in sacks. The Buckeyes earned a berth in the Fiesta Bowl, finishing the season with a 12-1 record after defeating Notre Dame in the bowl game.

Ash saw six defensive players from his unit taken in the NFL Draft, including three in the first round. DE Joey Bosa was twice a unanimous First-Team All-American in 2014 and 2015 and Big Ten Defensive Lineman of the Year. CB Eli Apple was chosen 10th overall by the New York Giants and LB Darron Lee was selected 20th by the New York Jets.

In his first season, OSU's defense ranked 19th nationally in total defense and 26th in scoring defense. The Buckeyes also ranked fourth nationally with 24 interceptions en route to Big Ten, Sugar Bowl and National Championships.

Prior to taking over the OSU defense, Ash held the defensive coordinator post and coached the secondary at Arkansas in 2013. He helped improve Arkansas' pass defense in his one season in Fayetteville, with the Razorbacks defense finishing 72nd nationally in passing yards allowed after ranking 113th in 2012.

Ash was first promoted to the defensive coordinator role in the Big Ten while at the University of Wisconsin, where he spent three seasons with the Badgers. His 2011 defense led the Big Ten (conference games only) in total defense and pass defense efficiency, and it ranked fourth nationally in fewest passing yards allowed (163.6), 13th in scoring (19.0) and 15th in total defense (316.4). In 2012, Ash's defense ranked 15th nationally in total defense (322.5), 17th in scoring (19.1), 18th in fewest passing yards allowed (193.6), 22nd in pass efficiency and 24th against the run (128.9).


Ash began his coaching career as a defensive graduate assistant at his alma mater, Drake, in 1997. He was promoted to defensive coordinator for the next two seasons before moving on to Iowa State in 2000.

Ash spent eight seasons over two different stints at Iowa State. Ash served as a graduate assistant with the Cyclones in 2000-01 before being promoted to defensive backs coach for a total of six seasons, adding the title of recruiting coordinator for 2006 and 2009. Ash spent the 2007 and 2008 seasons at San Diego State as the defensive backs coach and recruiting coordinator.

PERSONAL: A native of Ottumwa, Iowa, Ash earned his undergraduate degree from Drake in 1996 and was a two-time letter winner at defensive back for the Bulldogs... Ash completed his master's degree in education from Iowa State in 2005... Ash and his wife, Doreen, are the parents of a son, Brady, and daughter, Alexis. Ash also has a son, Tanner, and a daughter, Jacey.

COACHING BACKGROUND

Years	College/Pro Team	Position Coached
1996	Drake	Volunteer Assistant
1997	Drake	Graduate Assistant
1998-99	Drake	Defensive Coordinator
2000-01	Iowa State	Graduate Assistant
2002-05	Iowa State	Defensive Backs
2006	Iowa State	Defensive Backs/Recruiting Coordinator
2007-08	San Diego State	Defensive Backs/Recruiting Coordinator
2009	Iowa State	Defensive Backs/Recruiting Coordinator
2010	Wisconsin	Defensive Backs
2011-12	Wisconsin	Defensive Coordinator/Defensive Backs
2013	Arkansas	Defensive Coordinator/Defensive Backs
2014-15	Ohio State	Co-Defensive Coordinator/Safeties
2016-19	Rutgers	Head Coach
2020	Texas	Defensive Coordinator/Safeties
2021	Jacksonville Jaguars	Defensive Backs/Safeties
2022-	Las Vegas Raiders	Defensive Backs



D'ANTHONY BATISTE

STRENGTH AND CONDITIONING ASSISTANT

14th Season in NFL
(8 as a player)

6th Season with Raiders

D'Anthony Batiste enters his 14th NFL season in 2022 and sixth as a Raiders strength and conditioning assistant. He brings 12 years of playing experience as an offensive lineman to the post, competing at the sport's highest levels.

Using his experience as a former offensive lineman, Batiste has worked extensively with offensive and defensive linemen during his time with the Silver and Black, tailoring his training to increase their skill sets in the trenches.

In 2022, Batiste's strength training helped the offensive line unit tie for the ninth-fewest sacks allowed (35) in the NFL. The Raiders offensive line paved the way for 2,059 rushing yards, the most in a single season since 2011. He was also instrumental in helping to produce five Pro Bowlers in WR Davante Adams, DE Maxx Crosby, RB Josh Jacobs, QB Derek Carr and P AJ Cole, the most by the Raiders since 2016.

In 2021, Batiste helped the Raiders finish with a 10-7 record, earning their first postseason berth since 2016. He also saw the Silver and Black produce four Pro Bowlers in P AJ Cole, DE Maxx Crosby, LB Denzel Perry and WR Hunter Renfrow, marking the first career selection for all four players.

In 2020, Batiste saw RB Josh Jacobs and TE Darren Waller both earn their first Pro Bowl selections. Waller led the team in all major receiving categories, setting a new club record with 107 receptions and posting career highs in receiving yards (1,196) and touchdowns (nine), while Jacobs surpassed the 1,000-yard mark with 1,065 yards on the ground and set a career high with 12 touchdowns.

In 2019, Batiste's training helped T Trent Brown and C Rodney Hudson as they each earned Pro Bowl honors, while G Richie Incognito was named a Pro Bowl alternate. The Raiders offensive line also paved the way for Pro Bowl alternate Jacobs, who was the first-ever 1,000-yard rookie rusher in team history.

Batiste helped the 2019 rookie class successfully transition from college to the NFL as they combined to lead the NFL in scrimmage touchdowns (17), sacks (14.5), yards after the catch (676), rushing yards (1,167) and rushing touchdowns (seven) among their rookie peers.


In 2018, his work with the men upfront helped produced Pro Bowl alternates in Hudson and G/T Kelechi Osemele. Batiste also worked with TE Jared Cook as he earned his first Pro Bowl selection, while setting career highs in receptions (68), receiving yards (896) and touchdowns (six). Cook tied for third-most among tight ends with four 100-yard games, including a franchise best performance among his position group in Week 1 with 180 yards.

Batiste came to the Raiders following his playing career in the Canadian Football League for the Edmonton Eskimos. He played in 56 games for Edmonton, helping the team capture the Grey Cup in 2015.

PERSONAL: Native of Marksville, La. ... Has numerous certifications, including USAW Level 1, personal training, health and wellness, FMS Level 1, YBT, CPR and AED. ... Earned his bachelor's degree from Louisiana-Lafayette in May 2022. ... Spent eight seasons as an NFL offensive lineman, playing for the Dallas Cowboys, Arizona Cardinals, Atlanta Falcons, Denver Broncos, Washington Redskins, Carolina Panthers and Pittsburgh Steelers. ... Appeared in 37 career games and made 14 starts. ... Made 10 starts with the Cardinals in 2012 and four starts for the Falcons in 2007. ... Played in 56 games from 2014-17 with the Edmonton Eskimos and was named a West Division All-Star at right tackle and the team's most outstanding offensive lineman in 2015. ... Originally joined the Eskimos in 2006 before the club let him out of his contract to join the Dallas Cowboys. ... Went undrafted in 2004. ... Played collegiately at Louisiana-Lafayette, appearing in 39 games and earned second-team All-Sun Belt honors as a senior in 2003.

COACHING BACKGROUND

Years	College/Pro Team	Position Coached
2018-19	Oakland Raiders	Strength and Conditioning Assistant
2020-	Las Vegas Raiders	Strength and Conditioning Assistant



EDGAR BENNETT

WIDE RECEIVERS

31st Season in NFL
(8 as a player)

6th Season with Raiders

Edgar Bennett, now entering his 31st season in the NFL, embarks upon his sixth year with the Silver and Black as the club's wide receivers coach.

In 2022, Bennett coached WR Davante Adams to his sixth consecutive Pro Bowl selection. In his first season with the Raiders, Adams set a franchise record with 1,526 receiving yards on 100 receptions, while his 14 receiving touchdowns ranked as the most in the NFL and tied for second-most in a single season in franchise history. Bennett also coached WR Mack Hollins to career highs with 57 receptions, 690 receiving yards and four touchdowns. His position group accounted for 21 of the team's 28 receiving touchdowns, the ninth-most receiving touchdowns by any team in the league and a seven-spot improvement from the previous season's ranking.

Under Bennett's guidance in 2021, WR Hunter Renfrow put together one of his greatest seasons in franchise history by a Raiders wide receiver to earn his first Pro Bowl selection. In his third season, Renfrow joined Hall of Fame WR Tim Brown as the only Raiders wide receiver to eclipse 100-plus receptions with a career-high 103. Bennett also saw Renfrow set a career high with 1,039 receiving yards, becoming the first Raiders wide receiver to surpass 1,000-plus receiving yards since 2016.

In 2020, Bennett toiled a wide receiver group that was paramount to the offense's success. The position group posted 14 receiving touchdowns on the campaign and recorded an NFL-best average of 15.2 yards per reception. It marked the highest average yards per reception by a Raiders wide receiving corps since 2004.

Highlighted among the receivers was newly acquired WR Nelson Agholor, who posted 48 receptions for a career-high 896 receiving yards while tying a career high with eight touchdown receptions. Agholor recorded six touchdown receptions of at least 20 yards this past season, including five of which that were at least 40 yards, ranking second and tied for fourth in the NFL among all players, respectively. His 18.7 yards per receptions marked a career high, as he finished first in the AFC and second in the NFL, while being etched in Raiders lore as the 10th-best mark all-time.

Bennett also coached Renfrow to a successful sophomore campaign, as he recorded then career highs in receptions (56) and receiving yards (656), while adding two touchdown receptions. Renfrow's 105 receptions are the third-most by a player through his first two seasons in Raiders history.

Bennett's ability to develop young players was magnified in his second season with the Silver and Black in 2019, as rookie receiver Renfrow recorded one of the most prolific campaigns by a rookie receiver in club history. Renfrow logged 49 receptions for 605 yards and four touchdowns, marks that rank second, sixth and tied for fourth, respectively, in franchise annals among all rookie players. Under Bennett, Renfrow became a third-down machine, notching 16 first-down receptions on third down, the second-most in the NFL among rookies in 2019. Furthermore, Renfrow was one of two players in the NFL, joining WR DeSean Jackson, to tally multiple receiving touchdowns at least 50 yards on third down.

With another year of constant change at the wide receiver position, Bennett worked to provide a seamless transition between his receivers and QB Derek Carr, who set career highs in yards, completion percentage, yards per attempt and passer rating, while connecting with 10 different wide receivers throughout the year. Bennett was also tasked with mentoring newly acquired free agent signing WR Tyrell Williams. Although hampered by a foot injury for the majority of the season, Williams led the club with six touchdown receptions in addition to his 42 catches and 651 receiving yards. Among players with at least 40 receptions in 2019, Williams' average of 15.5 yards per reception was tied for 13th-most in the NFL.

In Bennett's first season with the Raiders in 2018, he oversaw a group of wide receivers that provided flexibility and interchangeability in the offense. Leading the way was WR Jordy Nelson, who spent 10 years in Green Bay under Bennett. Nelson finished second on the team in both yards (739) and touchdown receptions (three), while finishing third in receptions (63). Under Bennett's direction, WR Seth Roberts set career highs in both receptions (45) and yards (494), while adding two scores to his campaign.

Bennett came aboard the staff in 2018 having spent the previous 17 seasons with the Packers' club in multiple roles, serving as the team's offensive coordinator from 2015-17, wide receivers coach from 2011-14, running backs coach from 2005-10 and as the team's director of player development from 2001-04. Bennett also spent five seasons playing running back for the Packers. As a player and coach, Bennett has won 11 division titles, appeared in six conference championships and won both Super Bowl XXXI in 1996 and XLV in 2010.

During his tenure as the offensive coordinator, Bennett helped orchestrate an offense that finished with 96 touchdown passes since 2015, the most in the NFC and second most in the NFL during that time frame despite missing All-Pro quarterback Aaron Rodgers for nine games in 2017 due to injury. As a former running back, Bennett was able to guide his running back corps to an average of 4.41 yards per carry in the same time frame, a mark that ranked sixth in the NFL. Additionally, Bennett led an offense that ranked eighth since 2015 with a 58.8 percent conversion rate in the red zone, including a third-place finish in 2017 with a success rate of 61.9 percent.

In 2017, Bennett's offense ranked fifth in the NFL in yards per rush (4.47 avg.), despite having to shuffle the backfield due to numerous injuries, including starting RB Ty Montgomery who missed eight games. The offense also tied for sixth in the NFC with 25 touchdown passes on the season.

Guided by Bennett, Rodgers put together one of the most prolific passing seasons in club history in 2016, tossing for 4,428 yards, completing over 400 passes for a completion percentage of 65.7, while adding an NFL-high 40 touchdowns through the air to just seven interceptions. In wake of Rodgers' success under Bennett's tutelage, Nelson and WR Davante Adams combined for a league-best 26 touchdown receptions. Nelson led the league with 14 scores of his own, adding 1,257 yards receiving and 97 receptions, the fifth most in the Packers history, en route to earning the NFL's Comeback Player of the Year Award. Additionally, the offense as a whole averaged 27.0 points per game, the fourth-best mark in the league.

At the helm of the offense for the first time in 2015, Bennett emphasized ball security, as the team's 17 turnovers were the fifth fewest in club history and also ranked fourth fewest in the NFL that year. Bennett's primary focus was most apparent with Rodgers, as he posted the third-best pass interception percentage (1.4) in the NFL, throwing just seven interceptions on 572 attempts. Bennett oversaw an offense that saw its quarterback post over 30 touchdown passes (31) for the fifth time in career. Green Bay also rostered four wide receivers that notched at least 50 receptions in the same season, just the third time (1983 and 2002) the feat has been accomplished

COACHING BACKGROUND

Years	College/Pro Team	Position Coached
2005-10	Green Bay Packers	Running Backs
2011-14	Green Bay Packers	Wide Receivers
2015-17	Green Bay Packers	Offensive Coordinator
2018-19	Oakland Raiders	Wide Receivers
2020-	Las Vegas Raiders	Wide Receivers

since 1940. The offense's incredibly efficient play helped guide the club to a franchise record seventh consecutive playoff berth (2009-15). From 2011-14, Bennett put together one of the finest receiving trios in the NFL, as WRs Randall Cobb, James Jones and Nelson made the Packers one of just three teams to roster three receivers with at least 20 receiving scores each during that span. The three combined for 92 receiving touchdowns. Nelson accounted for 43 of those, the fourth-most in the NFL since 2011 and also finished sixth in the league with 4,841 receiving yards in the same time frame.

In 2014, Bennett mentored Cobb and Nelson to one of the greatest single-season performances the NFL has seen by two teammates, as they became the first duo in league history to each record 90-plus receptions, 1,200-plus yards and 12-plus receiving touchdowns. Nelson's 1,519 receiving yards set a club record, while his 98 receptions were fourth-most in franchise annals. For Cobb, it was the first 1,000-yard season of his career. The two both earned Pro Bowl selections after becoming the first pair of Packers players to notch at least 90 receptions in the same season.

A 2013 campaign saw Green Bay receiving corps account for 3,319 yards receiving, the second most in a single season in club history, despite dealing with the loss of Rodgers for seven games due to injury. With four different quarterbacks taking the snap from under center that season, the group of receivers still managed to average 207.4 yards per game, second most in the league.

In 2012, Jones led the NFL with 14 receiving touchdowns, becoming the first Packer to lead the league in receiving scores since WR Shannon Sharpe (18) accomplished the feat in 1994. With the absence of two of their top wide receivers for multiple games, Bennett helped second-year receiver Cobb emerge as a versatile threat, as he led the team with 80 receptions and 954 yards, while also hauling in eight touchdown passes.

In 2011, the receivers posted some of the best numbers in club history, accounting for a team-record 3,667 yards receiving and 38 touchdowns, the second-highest touchdown total in NFL history by a receiving group at the time. Bennett coached Nelson to a career-high 15 touchdown receptions, the third most in team history, adding 68 receptions for 1,263 yards (18.6 avg.), marking the second-best receiving average in the league that year among wide receivers with at least 50 receptions. WR Greg Jennings earned a Pro Bowl selection that season, posting 949 yards and nine touchdowns in just 13 games played.

Prior to his move to wide receivers, Bennett served six years as a running backs coach for the Packers from 2005-10. In his six years, Bennett coached running backs to 1,000-yard seasons three different times.

In his last season as running backs coach, Bennett oversaw the development of sixth-round draft pick RB James Starks, who set a franchise rookie playoff-record with 123 rushing yards in 2010 in the NFC Wild Card round and was instrumental down the stretch during the Packers' Super Bowl XLV title run. From 2008-09, Bennett coached RB Ryan Grant to over 1,200 yards on the ground in consecutive seasons, just the third tailback in team history to accomplish the feat. Grant also finished second in the NFC in 2009 with 11 rushing scores, the most by a Packers running back since 2003.

Bennett was key to the initial progress of Grant in 2007, Grant's first season with the team, as he totaled five 100-yard performances and set a Green Bay postseason record with 201 yards on the ground against the Seahawks. In 2006, Bennett helped lead the Packers' all-time leading rusher RB Ahman Green to his final 1,000-yard season. Due to injuries in Year 1 as running backs coach in 2005, Bennett mentored undrafted rookie RB Samkon Gado to the second-most productive season by a first-year running back in club history, as Gado posted 582 yards and six scores on the ground.

Prior to his move to coaching, Bennett spent four years in the Packers front office, serving as the team's director of player development from 2001-04. Bennett and his developmental cast around him were recognized in 2003 as the NFC's best player development department.

PERSONAL: Native of Jacksonville, Fla. ...Played eight seasons in the NFL for the Green Bay Packers and Chicago Bears...Was the Packers' fourth-round selection in the 1992 NFL Draft...Played in 112 games, starting 77 of them and tallied 3,992 yards rushing on 1,115 carries and added 21 touchdowns...Also added 284 receptions for 2,245 yards and 10 receiving touchdowns...Became the fifth running back in Packers annals to rush for 1,000 yards in a season during the 1995 season as he finished with 1,067...Started for the Packers in their Super Bowl XXXI victory...Was a four-year starter at Florida State (1987, 1989-91) and graduated with a bachelor's degree in social science, with a primary emphasis in political science and a secondary emphasis in sociology...Inducted into the Green Bay Packers Hall of Fame in 2005...Inaugurated into the Florida State Athletic Hall of Fame in 2005...Attended Robert E. Lee High School in Jacksonville (Fla.) and earned first-team all-state honors...Has a son, Edgar IV, and daughter, Elyse Morgan.



CARMEN BRICILLO

OFFENSIVE LINE

5th Season in NFL

2nd Season with Raiders

Carmen Bricillo embarks on his second season as the offensive line coach with the Las Vegas Raiders, entering into his 20th year of coaching experience, his fifth at the NFL level.

In his first season with the Raiders in 2022, despite starting seven different offensive line combinations and not having a consistent front five until Week 5, Bricillo led an offensive line unit that only allowed 35 sacks, tied for the ninth fewest in the NFL. Under his leadership, the offensive line improved from allowing 40 sacks in 2021 (19th in the NFL) to 35 in 2022 (t-9th in the NFL). Bricillo's unit also paved the way 2,059 rushing yards by the Raiders offense, the most in a single season since 2011. Raiders rushers were also stuffed for a loss or no gain only 68 times in 2022, the fewest in the NFL.

Bricillo entered the NFL coaching ranks with the New England Patriots in 2019, serving as a coaching assistant before being promoted to offensive line coach in 2020-21. During his three years in New England, Bricillo helped the Patriots earn one AFC East title and make two playoff appearances.

In 2021, Bricillo helped the Patriots finished eighth in the NFL in rushing yards per game (126.5) and sixth in points per game (27.2). Additionally, Bricillo's line helped pave the way for RB Damien Harris, who set career highs with 202 carries for 929 yards and 15 touchdowns. Harris tied for second in the league with 15 rushing touchdowns, while recording the second most rushing touchdowns in franchise history. Collectively, the Patriots recorded 24 rushing touchdowns in 2021 behind Bricillo's line, a mark that tied third most in franchise history.

Bricillo helped the Patriots finished fourth in the NFL with 146.6 rushing yards per game in 2020. New England's 146.6 rushing yards per game also ranked seventh in franchise history, marking their best rushing attack since 1983.

From 2010-18, Bricillo spent nine years coaching the offensive line at Youngstown State. During his time with the program, Bricillo coached 15 All-Missouri Valley Conference selections and the Penguins advanced to the 2016 NCAA FCS National Championship Game. Behind his offensive line, the offense set multiple school years during his tenure including total yards (6,766 in 2016), yards per game (458.6 in 2011), rushing yards (3,883 in 2016), completion percentage (64.2 percent in 2011), passing yards (2,883 in 2016), passing touchdowns (27 in 2011) and points per game (36.2 in 2011).

Prior to his time at Youngstown State, Bricillo spent the 2009 season as an offensive assistant coach at Illinois and worked at Akron as director of video services in 2006 and a coaching assistant from 2007-08. Bricillo helped with the offensive line with Illinois and worked with the tackles and tight ends as a coaching assistant at Akron.

Bricillo began his collegiate coaching career at his alma mater, Duquesne, as the offensive line coach in 2005. Bricillo saw the team posted a 7-3 record and win a conference title that season, while also guiding four linemen to all-conference honors.

Prior to joining the staff at Duquesne, Bricillo spent two seasons as an assistant coach at Indiana Area High School.

PERSONAL: Native of Shelocta, Pa. ...Played center at Duquesne, earning first-team all-conference honors in 1995 and 1996...Won two league championships while playing at Duquesne, including the school's first-ever Metro Atlantic Athletic Conference title in 1995... Earned his bachelor's degree in business administration from Duquesne...Earned his master's degree in sports science and coaching from Akron...Bricillo and his wife, Megan, have a daughter named Rilyn.

COACHING BACKGROUND

Years	College/Pro Team	Position Coached
2003-04	Indiana Area High School	Assistant Coach
2005	Duquesne	Offensive Line
2006	Akron	Director of Video Services
2007-08	Akron	Coaching Assistant
2009	Illinois	Offensive Assistant
2010-18	Youngstown State	Offensive Line
2019	New England Patriots	Coaching Assistant
2020-21	New England Patriots	Offensive Line
2022-	Las Vegas Raiders	Offensive Line



CAMERON CLEMMONS

ASSISTANT OFFENSIVE LINE

4th Season in NFL

4th Season with Raiders

Cameron Clemmons enters his fourth season with the Raiders and his third as the team's assistant offensive line coach. He previously held the role of offensive quality control coach with Las Vegas in 2020.

In 2022, Clemmons supported an offensive line that only allowed 35 sacks, tied for the ninth fewest in the NFL. The offensive line also paved the way for 2,059 rushing yards by the Raiders offense, the most in a single season since 2011. The line also helped RB Josh Jacobs lead the NFL with 1,653 rush yards, just the third time in Raiders history a back has led the league in rushing.

In 2021, Clemmons worked with an offensive line that helped pave the way for the sixth-ranked passing offense (268.6 yards per game) in the NFL. Despite constant shuffling on the unit, the offense recorded a 4,000-yard passer and 1,000-yard receiver. The offensive line helped RB Josh Jacobs rank in the top-4 in the league in rushing yards per game (94.0) over the final four weeks of the season (Weeks 15-18). Clemmons saw C Andre James, G John Simpson and T Brandon Parker make career highs in starts, while G/T Alex Leatherwood became the first rookie offensive lineman to start in every contest since 2018.

In 2020, Clemmons assisted a tight ends unit that led the league in receptions (128) and yards after catch (661) and ranked second in receiving yards (1,419) and receiving touchdowns (13).

With Clemmons' help, TE Darren Waller posted one of the most historic receiving campaigns in franchise history and earned his first Pro Bowl selection after posting career highs in receiving yards (1,196) and touchdowns (nine), while setting a new club record with 107 receptions.

Prior to joining the Raiders, Clemmons spent four years coaching at the collegiate level with the University of Tennessee (2016-18) and Eastern Kentucky University (2015). Under Clemmons' guidance in 2019, G Trey Smith earned first-team All-SEC honors, while both T Wanya Morris and T Darnell Wright garnered freshman All-American and freshman All-SEC accolades in 2019. The program earned its first bowl game appearance since 2016, completing the season with a win over Indiana in the Gator Bowl.

Clemmons first joined Tennessee as a graduate assistant from 2016-18. In 2016, Clemmons primarily mentored the running backs, guiding RBs Alvin Kamara and John Kelly each to 500-plus rushing yards on the season. Kamara was selected in the third round of the 2017 NFL Draft, while Kelly was drafted in the sixth round in 2018.

While in his assistantship with the Volunteers, Clemmons participated in the Bill Walsh Minority Fellowship with the New England Patriots in 2017, working with club throughout the offseason program, minicamp and training camp to gain coaching experience.

Clemmons began his coaching career in 2015 as an offensive intern at Eastern Kentucky.

PERSONAL: A native of Mt. Juliet, Tenn. ... Signed as an undrafted free agent with the San Diego Chargers in 2015 ... Played one season in the Canadian Football League with the Ottawa Redblacks following his stint with the Chargers ... Four-year starter at Western Kentucky (2010-14), playing in 46 games for the Hilltoppers and earning All-Conference USA honors as a senior, while also starting at offensive tackle in the East-West Shrine All-Star Game ... Earned a bachelor's degree from Western Kentucky in biochemistry before completing his master's degree in agricultural leadership, education and communications at Tennessee in 2018.

COACHING BACKGROUND

Years	College/Pro Team	Position Coached
2015	Eastern Kentucky	Offensive Intern
2016-18	Tennessee	Graduate Assistant
2019	Tennessee	Offensive Quality Control Analyst
2020	Las Vegas Raiders	Offensive Quality Control
2021-	Las Vegas Raiders	Assistant Offensive Line



MATT EDWARDS

DEFENSIVE ASSISTANT, PASS RUSH SPECIALIST

6th Season in NFL

2nd Season with Raiders

Matt Edwards enters his second season as defensive assistant/pass rush specialist for the Raiders. Edwards joined the Silver and Black in 2022 having spent the previous four years with the Tennessee Titans, holding multiple positions during his tenure.

In his first season with Las Vegas, Edwards helped guide DE Maxx Crosby to his second Pro Bowl selection after career bests in tackles (88), tackles for loss (22) and sacks (12.5). Crosby's 88 tackles are the most in a single season by a Raiders defensive lineman and he became only the second defensive lineman in franchise history to record 20+ tackles for loss in a single season. Edwards also worked closely with DE Chandler Jones, helping Jones earn AFC Defensive Player of the Week honors in Week 13 after posting a three-sack game. Jones finished second on the team with 4.5 sacks and 15 quarterback hits.

In 2021, Edwards returned to assistant special teams coach after holding the title for each of his first two seasons (2018-19) with the Titans. Edwards helped coach K Randy Bullock, who finished ninth in franchise history with 120 points in a single season, while P Brett Kern had the league's third best ratio of punts inside the 20 to touchbacks (18:1). WR/RS Chester Rogers ranked fifth in the NFL with a 9.8-yard punt return average, the best by a Titans player since 2012, and the kickoff coverage unit ranked eighth in the league (20.3-yard average).

In 2020, he served as the defensive assistant for a unit that ranked seventh in the NFL with 23 takeaways, which tied for the most by a Titans' defense since 2013. Edwards also helped coach the defense to tally 15 interceptions, which ranked seventh in the NFL and was the most by the Titans since 2012.

In 2019, Edwards served as the assistant special teams coach for a unit that tied New England for the league lead with four total blocked kicks and punts. He also helped coach Kern to his third consecutive Pro Bowl after leading the NFL with 37 punts placed inside the 20-yard line and recording a 43.1-yard net average on punts, ranking second in team history.

In 2018, the Titans set a new NFL record by averaging 32 yards per kickoff return. Edwards helped coach WR/RS Darius Jennings as he set a franchise record with a 31.7-yard kickoff return average. He also saw Kern set a team record with 39 punts inside the 20-yard line.

Prior to the NFL, Edwards spent 15 seasons coaching collegiately. From 2014-17, he served as the defensive coordinator for Tiffin University. He helped Tiffin to consecutive winning seasons in his final two years. In 2017, the Dragons led the Great Lakes Intercollegiate Athletic Conference in sacks and tackles for loss.

Edwards served as special teams coordinator and defensive line coach at Florida Atlantic University in 2013.

In 2011, Edwards returned to his alma mater at Miami (Ohio) and served as the defensive ends coach before adding the responsibility of special teams coordinator and linebackers coach in 2012.

After starting his coaching career in 2003 as the linebackers coach at the College of Wooster, Edwards spent the next seven seasons working at Kent State, beginning as a graduate assistant (2004-05) before being promoted to defensive line coach (2006-10).

PERSONAL: A native of Cincinnati, Ohio, Edwards played collegiately at Miami (Ohio), where he played as a linebacker and defensive end and was named a team captain during his senior season... He earned his bachelor's degree in sport organization in 2002 and completed his master's degree in sport and recreational management from Kent State University... He and his wife, Mary, have four sons: Andrew, Luke, Nathan and William.

COACHING BACKGROUND

Years	College/Pro Team	Position Coached
2003-04	Indiana Area High School	Assistant Coach
2003	College of Wooster	Linebackers
2004-05	Kent State	Defensive Graduate Assistant/ Video Coordinator
2006-10	Kent State	Defensive Line
2011	Miami (Ohio)	Defensive Ends
2012	Miami (Ohio)	Linebackers/ Special Teams Coordinator
2013	Florida Atlantic	Defensive Line/ Special Teams Coordinator
2014-17	Tiffin	Defensive Coordinator
2018-19	Tennessee Titans	Assistant Special Teams
2020	Tennessee Titans	Defensive Assistant
2021	Tennessee Titans	Assistant Special Teams
2022-	Las Vegas Raiders	Defensive Assistant, Pass Rush Specialist



MATT FEENEY

DEFENSIVE QUALITY CONTROL

2nd Season in NFL

2nd Season with Raiders

Matt Feeney enters his second season as the defensive quality control coach for the Raiders.

In 2022, Feeney worked closely with the linebackers and aided in the development of undrafted rookie linebacker Luke Masterson, who finished with 50 tackles (26 solo), ranking third-most in the NFL among undrafted rookies and second-most in a single season in Raiders' history by an undrafted rookie. With Feeney's assistance, the Raiders saw four undrafted free agents play significant snaps on defense in Masterson, CB Sam Webb, S Isaiah Pola-Mao and LB Darien Butler.

Prior to joining the Silver and Black, Feeney spent three seasons (2019-21) as the defensive coordinator and inside linebackers coach at the University of Akron.

During his tenure at Akron, Feeney mentored LB John Lako and CB Alvin Davis Jr. to All-Mid-American Conference honors in 2019. Lako received first-team All-MAC recognition as he was the Zips' defensive leader for the second consecutive season, finishing with 138 tackles and recording double-digit tackles in nine games. Davis was the top defensive back on the team, recording 79 tackles and garnering third-team All-MAC honors after being named a first-team All-MAC selection in 2018 and second-team selection in 2017. In 2020, DB AJ Watts was named third-team All-MAC.

Prior to that, Feeney spent two seasons at the University of Tennessee at Chattanooga. He served as the team's defensive coordinator in 2018 after coaching the linebackers in 2017.

In 2018, Feeney's defense was ranked No. 1 in the Southern Conference in scoring defense (18.5), pass defense (172.0) and fumbles recovered (20). Under Feeney's tutelage, DL Isaiah Mack earned Southern Conference Defensive Player of the Year honors after finishing second in the conference and 19th in the FCS with 8.5 sacks. In total, Feeney saw six players from his defensive unit earn All-Conference honors. Mack and CB Kareem Orr both signed with the Tennessee Titans as undrafted free agents in 2019.

In 2017, Feeney's defense ranked No. 1 in the Southern Conference and No. 25 in the FCS in total defense (326.4). He mentored LB Tae Davis, who converted from safety and finished his senior season with 74 tackles in nine games and was signed as an undrafted free agent by the Cleveland Browns.

Feeney entered the collegiate coaching rankings with his alma mater, John Carroll University, where he coached linebacker from 2014-16. During each of his three seasons, the Blue Streaks defense finished in the top-15 among all Division III schools.

In 2016, Feeney helped LB Mason McKenrick earn All-OAC first team honors and be named a first-team All-America selection. LB Andy Bryan earned first-team All-OAC honors in 2015 under Feeney's guidance. In 2014, he coached LB Kevin Cope to All-American honors, while LB Jimmy King earned second-team All-League honors.

PERSONAL: Feeney was a standout linebacker and team captain at John Carroll University from 2010-13, earning the Gene Slaughter Most Outstanding Linebacker Award as a senior as the top linebacker in the Ohio Athletic Conference... He earned his degree in marketing... Feeney and his wife, Katie, have three daughters.

COACHING BACKGROUND

Years	College/Pro Team	Position Coached
2014	John Carroll	Linebackers
2015-16	John Carroll	Special Teams Coordinator/ Linebackers
2017	Tennessee at Chattanooga	Linebackers
2018	Tennessee at Chattanooga	Defensive Coordinator/ Outside Linebackers
2019	Akron	Defensive Coordinator/ Inside Linebackers
2020-21	Akron	Defensive Coordinator/Safeties
2022-	Las Vegas Raiders	Defensive Quality Control



PATRICK GRAHAM

DEFENSIVE COORDINATOR

15th Season in NFL

2nd Season with Raiders

Patrick Graham enters his second season as defensive coordinator with the Silver and Black, bringing with him 14 years of experience in the NFL, including four years as a defensive coordinator.

In his NFL career, Graham has coached in the playoffs in eight seasons, winning seven division titles, two conference championships and one Super Bowl (XLIX).

In his first season with the Raiders, Graham oversaw a unit that scored three defensive touchdowns, tied for the third-most in the NFL in 2022. His defense ranked 19th in rushing yards allowed per game (122.8) and saw a slight improvement in tackles for loss (68) and stuffs (39) from the 2021 season.

Under Graham's guidance, DE Maxx Crosby was named to his second career Pro Bowl after registering career highs in tackles (88), tackles for loss (22) and sacks (12.5). Crosby's 88 tackles are the most in a single season by a Raiders defensive lineman and he became only the second defensive lineman in franchise history to record 20+ tackles for loss in a single season. Graham also aided in the development of several young players who got significant playing time, including undrafted rookie CB Sam Webb, who posted 33 tackles, the fifth-most in the NFL among undrafted rookies. LB Luke Masterson finished with 50 tackles (26 solo), ranking third-most in the NFL among undrafted rookies and second-most in a single season in Raiders' history by an undrafted rookie.

Graham served his second stint with the New York Giants from 2020-21, serving as the club's assistant head coach/defensive coordinator.

In 2021, Graham oversaw a defense that tied for fourth in the league in passes defended (83), a mark that ranked 12th in franchise history, and tied for 12th in interceptions (15). Graham's defense was effective against the pass, holding teams to 225.8 passing yards per game, which ranked 15th in the NFL.

Under Graham's guidance, the Giants defense improved significantly in 2020, ranking ninth with 357 points allowed, which marked 94 fewer than their total in 2019. The defense was 12th in the NFL by allowing 349.3 yards per game after finishing 27th at 377.3 yards the previous season. It marked the club's best defensive finish since 2016 when they ranked 10th in the league with 339.7 yards a game. Additionally, the Giants defense allowed an average 5.3 yards a play in 2020, the NFL's ninth-lowest figure.

After placing 20th in the NFL in 2019, Graham helped the rushing defense rank 10th 111.4 yards a game and mark a season best since 2016 when they tied for third at 88.6 rushing yards a game. The pass defense improved from 28th in the NFL in 2019 to tie for 16th with 237.9 yards allowed a game, the team's best since 2013 when the Giants allowed 223.3 yards a game and ranked 10th in the league. Graham saw the Giants record 40 sacks in 2020, their highest total since 2014. DE Leonard Williams led the team with 11.5 sacks, the most by a Giants' player since OLB Jason Pierre-Paul's 14.5 in 2014.

With Graham's direction, veterans ILB Blake Martinez, Pro Bowl CB James Bradberry and S Logan Ryan excelled in their first season in a new defense. Martinez led the Giants and ranked third in the NFL with 151 tackles (86 solo). Bradberry started all 15 games in which he played, leading the team with three interceptions and tied for second in the NFL with 18 passes defended. Ryan, a cornerback most of his career, started 13 games at safety in Graham's defense and finished second on the team with 92 tackles (67), one sack, one interception, nine passes defended, three forced fumbles and two fumble recoveries.

Graham earned his first defensive coordinator role with the Miami Dolphins in 2019. He led a unit that had a constantly evolving cast of players because of roster transactions and injuries. The secondary's best player, former first-round draft choice Minkah Fitzpatrick, was traded to Pittsburgh on Sept. 17. CB Xavier Howard played in five games before going on injured reserve with a knee injury. S Reshad Jones, a two-time Pro Bowler, and Bobby McCain appeared in four and nine games, respectively, before they were placed on the injured reserve list on the same day.

Prior to joining the Dolphins, Graham spent the 2018 season as the Green Bay Packers inside linebackers coach and defensive run game coordinator. Under his tutelage, Martinez totaled 144 tackles (91) and a career-high five sacks. Green Bay's defense limited opponents to 4.3 yards per rush, which ranked 13th in the league.

In his first stint with the Giants, Graham coached the defensive line from 2016-17. In 2017, Graham helped Pierre-Paul lead the team with 8.5 sacks and DT Damon Harrison posted 76 tackles, which led all NFL defensive tackles.

In 2016, Graham's unit was instrumental in the Giants defense becoming the most improved in the NFL. The team allowed 158 fewer points and 1,290 fewer yards than it did in 2015. Their 17.8 points per game allowed was second in the NFL and the team's best since 2002.

Graham began his NFL coaching career in New England, where he spent seven seasons with the Patriots (2009-15), working with current Raiders head coach Josh McDaniels from 2012-15. He was a coaching assistant in 2009 before being promoted to defensive assistant in 2010 and linebackers coach in 2011. Graham moved to defensive line from 2012-13 before returning to linebackers in 2014-15.

During his tenure in New England, the Patriots won the AFC East title all seven seasons, the conference championship twice and Super Bowl XLIX. In his five years as a position coach (2011-15), New England led the NFL in takeaways (150) and was tied for fourth in sacks (214).

Graham's linebacker unit helped the team finish ninth in total yards allowed (339.4) in 2015 and 10th in points allowed (19.7). LB Jamie Collins tied a franchise record with five forced fumbles, earning the first Pro Bowl selection of his career and was named second-team All-Pro.

In 2014 Patriots finished their season with a Super Bowl victory against Seattle. Graham's linebackers helped the team's defense rank eighth in the league in points allowed (19.6) and ninth in rushing yards allowed (104.3) despite LBs Jerod Mayo and Don'ta Hightower missing 14 games combined due to injury. Collins led the team with 115 tackles (74) and also totaled four sacks and four forced fumbles.

Graham worked with the defensive line for the second straight year in 2013. Despite DT Vince Wilfork suffering a season ending injury in Week 4, New England's defense finished fifth in the league in sacks (48) and 10th in points allowed (21.1). The team's five top sack totals all came from defensive linemen, topped by DE Chandler Jones (11.5).

COACHING BACKGROUND

Years	College/Pro Team	Position Coached
2002-03	Wagner College	Graduate Assistant
2004	Richmond	Assistant Defensive Line
2005-06	Richmond	Tight Ends
2007-08	Notre Dame	Graduate Assistant
2009	New England Patriots	Coaching Assistant
2010	New England Patriots	Defensive Assistant
2011	New England Patriots	Linebackers
2012-13	New England Patriots	Defensive Line
2014-15	New England Patriots	Linebackers
2016-17	New York Giants	Defensive Line
2018	Green Bay Packers	Inside Linebackers/ Defensive Run Game Coordinator
2019	Miami Dolphins	Defensive Coordinator
2020-21	New York Giants	Assistant Head Coach/ Defensive Coordinator
2022-	Las Vegas Raiders	Defensive Coordinator

In 2012, Graham helped Wilfork earn his fifth Pro Bowl selection and first-team All-Pro honors, after totaling 59 tackles (41) with three sacks, two forced fumbles and six fumble recoveries. Additionally, Graham helped Rob Ninkovich transitioned from linebacker to defensive end in 2012, while totaling eight sacks.


Graham's first season as a position coach was in 2011 with the linebackers. New England finished with a 13-3 record, winning the AFC Championship. Mayo led the team with 103 tackles (97) and became the first player in franchise history to total 100-plus tackles in each of his first four seasons.

In 2010, Graham served as a defensive assistant with the Patriots, who finished second in the NFL with 38 takeaways and eighth in points allowed (19.6). He began his NFL coaching career in 2009 as a coaching assistant with New England.

Graham joined New England following two seasons (2007-08) as a graduate assistant at Notre Dame, where he worked with the defense. He spent three seasons (2004-06) as an assistant coach at Richmond, mentoring tight ends from 2005-06 and the defensive line in 2004.

Graham began his coaching career as a graduate assistant at Wagner (2002-03), while he pursued an MBA with a concentration in finance. He coached the junior varsity team to an undefeated season, while also serving as strength and conditioning coach and academic coordinator.

PERSONAL: Graham played collegiately at Yale, where he was a defensive lineman for the 1999 team that shared an Ivy League title with Brown... He earned a bachelor's degree in sociology with a concentration in economics and African American studies... A native of Waterbury, Conn., Graham and his wife, Pamela, have two children, Morgan and Silas.



DEUCE GRUDEN

STRENGTH AND CONDITIONING ASSISTANT

8th Season in NFL

6th Season with Raiders

Deuce Gruden enters his eighth season in the NFL and sixth with the Silver and Black as a strength and conditioning assistant.

Gruden works extensively with all position groups throughout the roster with a focus on strength training. His responsibilities also include assisting the athletic training staff in transitioning players back from injury into participation and managing performance data for the team's strength and conditioning staff.

Last season, Gruden saw five Raiders players make the Pro Bowl in WR Davante Adams, DE Maxx Crosby, RB Josh Jacobs, QB Derek Carr and P AJ Cole. He also assisted in the strength development of four undrafted free agents who made the final 53-man roster, tied for the most over the last 10 seasons by the Raiders and the most since 2019.

In 2021, Gruden helped the Raiders finish with a 10-7 record, earning their first postseason berth since 2016. Gruden also saw the Silver and Black produce four Pro Bowlers in P AJ Cole, DE Maxx Crosby, LB Denzel Perry and WR Hunter Renfrow, marking the first career selection for all four players.

Gruden's assistance in the weight room helped the Raiders produce two Pro Bowlers in 2020, as RB Josh Jacobs and TE Darren Waller each earned the nod for the first time in their careers. Waller set a new club record with 107 receptions and posted career highs in receiving yards (1,196) and touchdowns (nine), while Jacobs surpassed the 1,000-yard mark with 1,065 yards on the ground and a career-high 12 touchdowns.

In 2019, Gruden continued his work with implementing the team's strength and conditioning program and saw T Trent Brown and C Rodney Hudson earn Pro Bowl honors, while G Richie Incognito, FB Alec Ingold, Jacobs and Waller were named as alternates. Gruden also saw the 2019 rookie class combine to lead the NFL in scrimmage touchdowns (17), sacks (14.5), yards after the catch (676), rushing yards (1,167), rushing touchdowns (seven) and rushing first downs (60) among their rookie peers. The Raiders rookies also ranked second in receptions (107) and receiving yards (1,112).

During his first season with the Raiders in 2018, Gruden worked with TE Jared Cook as he earned his first Pro Bowl selection in 2018. Gruden also helped train Hudson and G/T Kelechi Osemele in 2018, who were named Pro Bowl alternates.

Prior to joining the Raiders, Gruden served as a strength and conditioning assistant with the Washington Redskins for two seasons (2016-17). He was promoted as a full-time strength and conditioning coach during the 2017 offseason after initially joining Washington as a strength and conditioning intern during the 2016 season, a year in which the strength staff helped produce five Pro Bowlers.

In addition to his coaching responsibilities, Gruden played an integral role in training athletes at ESPN's Wide World of Sports in Orlando for Jon Gruden's QB Camp, where he led workouts for college players preparing to participate in the NFL Combine.

PERSONAL: Native of Tampa, Fla. ... Earned a master's degree from A.T. Still University in Kinesiology with a focus in corrective exercise... Certified in USA weightlifting coaching and as a Strength and Conditioning Specialist... A competitive powerlifter who won gold at the 2017 International Powerlifting Federation's World Classic Powerlifting Championships in Belarus... Attended Lafayette University where he earned a degree in biology, while also playing running back for the Leopards from 2012-15.

COACHING BACKGROUND

Years	College/Pro Team	Position Coached
2016	Washington Redskins	Strength and Conditioning Intern
2017	Washington Redskins	Strength and Conditioning Ass't
2018-19	Oakland Raiders	Strength and Conditioning Ass't
2020-	Las Vegas Raiders	Strength and Conditioning Ass't



BO HARDEGREE

QUARTERBACKS

10th Season in NFL

2nd Season with Raiders

Bo Hardegree enters his second season as quarterbacks coach of the Las Vegas Raiders, bringing 15 years of coaching experience to the post, including the last 10 seasons in the NFL.

In 2022, Hardegree guided quarterback Derek Carr to his fourth career Pro Bowl after completing 305-of-502 passes for 3,522 yards and 24 touchdowns. Carr's 24 passing touchdowns ranked 12th-best in the NFL, while his 10 touchdown passes for 30-or-more yards ranked first in the league. Hardegree also assisted quarterback Jarrett Stidham in his first two career NFL starts in Week 17 and 18, seeing him pass for 584 yards, four touchdowns and an 91.6 passer rating.

In 2021, Hardegree played a key role in the development of rookie quarterback Mac Jones, who led all rookie quarterbacks with 3,801 passing yards and 22 touchdowns. Jones' 10 wins are the most in a season by a Patriots rookie quarterback and his completion percentage of 67.6 was the second-best for a rookie quarterback in a season in league history.

Prior to joining the Patriots, Hardegree spent two seasons as an offensive assistant with the New York Jets. Under the guidance of Hardegree in 2019, quarterback Sam Darnold improved in multiple categories from his rookie season, recording career highs in completion percentage (61.9 percent), passing yards (3,024) and touchdowns (19), while recording the league's 10th best passer rating (84.3) and compiling a 6-2 record over the final eight games of the season.

Before joining the Jets, Hardegree spent three seasons as quarterbacks coach of the Miami Dolphins. During his tenure, Hardegree worked with several different quarterbacks, including Jay Cutler, Matt Moore, Brock Osweiler and Ryan Tannehill.

In his first season with the Dolphins in 2016, Hardegree guided Tannehill to career highs with a 93.5 quarterback rating, 7.7 yards per attempt and a 67.1 completion percentage. Under Hardegree's tutelage, both Tannehill and Moore led the NFL in red zone passer rating. Tannehill posted a 119.7 mark to lead the league, while Moore finished second at 118.8.

Prior to the Dolphins, Hardegree spent one season in Chicago as an offensive assistant in 2015. He helped the Bears' rushing attack improve from 27th in 2014 to 11th in the NFL in 2015 as the unit averaged 25.6 more rushing yards per game. Bears quarterback Jay Cutler finished the 2015 season with the highest passer rating (92.3) of his career, while his 64.4 completion percentage, 2.3 interception percentage and 7.6 passing yards per attempt were all second best of his career.

Hardegree entered the NFL as an offensive quality control coach with the Denver Broncos in 2014. During that season, the Broncos offense ranked No. 2 in the NFL in scoring, averaging 30.1 points per contest. Quarterback Peyton Manning completed 66.2 percent of his passes for 4,727 yards and 39 touchdowns and set the NFL's then-career-passing touchdown record.

Prior to Denver, Hardegree spent three years (2011-13) as an intern at Louisiana State, working with the offense in 2012-13 and the defense in 2011. During his three seasons, LSU went 33-7 overall, winning the SEC in 2011 and advancing to the 2012 BCS National Championship game. In 2013, LSU ranked No. 23 in the FBS in scoring, averaging 35.8 points per game.

Hardegree began his coaching career as a graduate assistant at Duke (2008-10), where he earned his master's degree.

PERSONAL: Hardegree played quarterback at Tennessee, where he was a member of two SEC Eastern Division championship teams in 2004 and 2007...The Volunteers also won the 2005 Cotton Bowl and the 2008 Outback Bowl during his tenure...A native of Jackson, Tenn., he and his wife, Lauren, have one daughter, Isabella Rose.

COACHING BACKGROUND

Years	College/Pro Team	Position Coached
2008-10	Duke	Graduate Assistant
2011	Louisiana State	Defensive Coaching Intern
2012-13	Louisiana State	Offensive Coaching Intern
2014	Denver Broncos	Offensive Quality Control
2015	Chicago Bears	Offensive Assistant
2016-18	Miami Dolphins	Quarterbacks
2019-20	New York Jets	Offensive Assistant
2021	New England Patriots	Quality Control/Quarterbacks
2022-	Las Vegas Raiders	Quarterbacks



KEITH HEYWARD

DEFENSIVE QUALITY CONTROL

1st Season in NFL

1st Season with Raiders

Keith Heyward enters his first season with the Raiders as a defensive quality control coach in 2023, bringing with him 18 seasons of experience coaching at the collegiate level.

Heyward has spent 17-of-his-18 seasons coaching on the West Coast, including at five Pac-12 schools, where he has been part of a staff that has won 10+ games twice and 9+ wins four times. . . He has coached several players who have been selected in the NFL Draft, including four first-rounders: Washington's Desmond Trufant (2013 – Atlanta) and Marcus Peters (2015 – Kansas City), USC's Adoree' Jackson (2017 – Tennessee) and Louisville's Jaire Alexander (2018 – Green Bay).

In 2022, Heyward served as the defensive coordinator and cornerbacks coach for UNLV after one season as the outside linebackers coach at Cal.

Heyward held multiple positions at Oregon from 2017-20, serving as the safeties coach in 2017 before adding co-defensive coordinator duties in 2018 and the assistant head coach title from 2019-20. . . During his tenure, helped the Ducks compile a 32-15 (.681) record, win two Pac-12 titles (2019 and 2020) and appear in four bowl games, including a victory in the 2019 Rose Bowl.

Under Heyward's leadership, Oregon's defense picked off 59 passes during his four seasons and was the only team in the country with at least 15 interceptions for three straight campaigns from 2017-19.

Heyward coached at Louisville for one season in 2016, helping the defense rank 14th nationally in total defense (322.2 yards per game) and tied for 22nd in interceptions (15).

From 2014-15, he served as the passing game coordinator/defensive backs coach at USC, where his unit ranked tied for first in the Pac-12 with 14 interceptions in 2014 and finished third in the nation with five defensive touchdowns in 2015.

Prior to joining USC, Heyward spent two seasons at Washington (2012-13). . . He began his collegiate coaching career as a graduate assistant at Oregon State from 2005-06 and would return for a second stint with the Beavers from 2008-11, serving as the defensive backs coach. . . The Beavers finished with a 17-9 record over his two seasons and reached the Sun Bowl and Las Vegas Bowl. . . In 2007, he served as the linebackers coach for Cal Poly.

PERSONAL: A native of Woodland Hills, Calif., Heyward attended Taft High School. . . He played cornerback at Oregon State from 1997-2000, where he was named honorable mention as a senior in 2000 after recording four interceptions and helping the Beavers to a 11-1 record and No. 4 ranking in the AP Top 25. . . After earning his bachelor's degree in communications from Oregon State in 2000, Heyward played professionally with the BC Lions of the Canadian Football League (2001), the Scottish Claymores in NFL Europe (2002) and the Los Angeles Avengers in the Arena Football League (2004). . . Heyward and his wife, Cameo, have two daughters, Kendyl and Kamryn.

COACHING BACKGROUND

Years	College/Pro Team	Position Coached
2005-06	Oregon State	Graduate Assistant
2007	Cal Poly	Linebackers
2008-11	Oregon State	Defensive Backs
2012-13	Washington	Defensive Backs
2014-15	USC	Passing Game Coordinator, Defensive Backs
2016	Louisville	Defensive Backs
2017	Oregon	Safeties
2018	Oregon	Co-Defensive Coordinator, Safeties
2019-20	Oregon	Asst. Head Coach, Co-Defensive Coordinator
2021	California	Outside Linebackers
2022	UNLV	Defensive Coordinator, Cornerbacks
2023	Las Vegas Raiders	Defensive Quality Control



ROB LEONARD

DEFENSIVE LINE

11th Season in NFL

1st Season with Raiders

Rob Leonard enters his 11th NFL season, joining the Raiders after spending one season with the Baltimore Ravens.

In 2022, Leonard helped Baltimore's defense rank in the top-5 in four categories: No. 3 in points allowed per game (18.5), No. 3 in defensive red zone TD percentage (46.4), No. 3 in rushing yards per game (92.1) and No. 4 in third-down efficiency (34.9). Under Leonard's guidance, his unit combined for 19.5 sacks, including OLB Justin Houston who recorded 9.5 sacks and became the first Ravens defender in franchise history to produce three straight multi-sack games.

Prior to Baltimore, Leonard spent three years (2019-21) with the Miami Dolphins, where he held multiple positions during his tenure. ...He led a linebacker corps that produced 329 total tackles, 34 tackles for loss and 19.5 sacks, while tying for the NFL's fourth-most quarterback hits (61) over that span...

Under Leonard's tutelage in 2021, rookie OLB Jaelan Phillips finished with a Dolphins' rookie record with 8.5 sacks, good for second among all NFL rookies.

As the assistant defensive line coach in 2020, Leonard helped Miami's defense finish first in the NFL in both takeaways (29) and third-down defense (31.2 percent)....Spent the 2019 season as Miami's linebackers coach, helping Baker rank fourth in the AFC with 124 total tackles.

He spent the first six seasons of his NFL coaching career (2013-18) as an assistant with the New York Giants.

In 2018, Leonard served as outside linebackers coach, helping DE Olivier Vernon lead New York with seven sacks and 21 QB hits... As the assistant defensive line coach in 2017, helped guide DT Damon Harrison to produce 76 tackles, which ranked second on the team and led all NFL defensive linemen.

From 2013-16, Leonard was part of a staff that coached the NFL's most-improved defense, going from 32nd (420.3 yards per game) in 2015 to 10th (339.7 yards per game) in 2016 in total yards allowed...That season, the Giants finished 11-5 and earned a playoff berth...New York ranked eighth in the NFL in total defense in 2013, allowing just 332.3 yards per game.

Prior to joining the NFL ranks, Leonard coached at his alma mater, North Carolina State, where he was a graduate assistant for three seasons (2010-12), helping the Wolfpack appear in three consecutive bowl games.

In 2009, he served as a defensive assistant with Cardinal Gibbons High School in Raleigh, N.C.

Leonard was a three-year letterman at safety and linebacker at North Carolina State, initially joining the team as a walk-on before earning a scholarship following his freshman season at Washington & Jefferson College...In 2008, he led the Wolfpack with 95 tackles and earned the team's Mike Hardy Award, given annually to the player who plays beyond his capabilities.

COACHING BACKGROUND

Years	College/Pro Team	Position Coached
2010-12	N.C. State	Graduate Assistant
2013-16	New York Giants	Defensive Assistant
2017	New York Giants	Assistant Defensive Line
2018	New York Giants	Outside Linebackers
2019	Miami Dolphins	Linebackers
2020	Miami Dolphins	Assistant Defensive Line
2021	Miami Dolphins	Outside Linebackers
2022	Baltimore Ravens	Outside Linebackers
2023	Las Vegas Raiders	Defensive Line

PERSONAL: Attended Moon Area (Moon Township, Pa.) High School, where he earned first-team All-Conference honors as a cornerback, while also playing as a running back, kick returner and punter...He also earned second-team All-State honors at cornerback... Leonard and his wife, Anna, have two sons, Bo and Luke, and a daughter, Mary.



MATT LOMBARDI

OFFENSIVE ASSISTANT/ ASSISTANT WIDE RECEIVERS

6th Season in NFL

1st Season with Raiders

Matt Lombardi enters his first season as offensive assistant/wide receivers assistant for the Las Vegas Raiders in 2023, bringing five years of NFL coaching experience to the post.

Prior to joining the Silver and Black, Lombardi spent three seasons with the Panthers, where he served as the pass game specialist in 2022 and assistant quarterbacks coach from 2020-21.

In 2022, Lombardi worked with four different starting quarterbacks and helped QB Sam Darnold complete 58.6 percent of his passes for 1,143 yards, seven touchdowns for a 92.6 passer rating, the highest of his career.

Under Lombardi's guidance, Darnold threw for 2,527 yards and nine touchdowns in 2021, while recording career highs in rushing yards (222) and rushing touchdowns (five).

In his first season with the Panthers, Lombardi worked with QB Teddy Bridgewater, who set a franchise record with a completion percentage of 69.1.

In 2019, Lombardi spent the season as a defensive quality control coach with the Dolphins and saw DT Davon Godchaux record 75 tackles (33 solo), the third most among all NFL defensive linemen.

Prior to joining the Dolphins, Lombardi served as an offensive quality control coach at Baylor from 2017-18. During his tenure, he saw the team have a six-win improvement from 2017 to 2018 and helped in the development of WR Jalen Hurd, who was named the Big 12's Offensive Newcomer of the Year in 2018. Hurd led the team with 69 receptions for 946 yards and four touchdowns to become the second-ever winner of the award in school history.

Lombardi began his coaching career at Louisville, where he served as the special teams quality control coach in 2014 before working with the tight ends as a graduate assistant from 2015-16. Lombardi helped in the development of tight end Cole Hikutini, who led the team with 50 receptions for 668 yards and eight touchdowns in 2016, earning him second-team All-ACC honors. In 2013, Lombardi entered the NFL ranks as a scout for the Cleveland Browns.

PERSONAL: Native of Ocean City, N.J. ...Earned his bachelor's degree from the University of Delaware in 2013. ...He is the son of longtime NFL executive Michael Lombardi who worked for the 49ers, Browns, Eagles and Raiders...He is also the brother of current Raiders offensive Coordinator Mick Lombardi.

COACHING BACKGROUND

Years	College/Pro Team	Position Coached
2013	Cleveland Browns	Scout
2014	Louisville	Special Teams Quality Control
2015-16	Louisville	Tight Ends Graduate Assistant
2017-18	Baylor	Offensive Quality Control
2019	Miami Dolphins	Quality Control
2020-21	Carolina Panthers	Assistant Quarterbacks
2022	Carolina Panthers	Pass Game Specialist
2023	Las Vegas Raiders	Offensive Assistant/ Assistant Wide Receivers



MICK LOMBARDI

OFFENSIVE COORDINATOR

13th Season in NFL

2nd Season with Raiders

Mick Lombardi enters his second season as offensive coordinator with the Las Vegas Raiders in 2023. Lombardi joined the Silver and Black in 2022 after spending the previous three years with the New England Patriots, serving as the assistant quarterbacks coach in 2019 before being promoted to the wide receivers coach in 2020.

In his first season with the Raiders in 2022 – also his first season as an offensive coordinator - Lombardi led the Raiders offense to one of the most productive seasons in franchise history. His unit came away with points on 73-of-172 drives on offense (42.4 percent). Their 42.4 scoring percentage was the fifth best mark in the NFL this season and the second-best mark recorded by the Raiders in a single season since at least 2001. . . Lombardi led three offensive players to the Pro Bowl in 2022, including RB Josh Jacobs, WR Davante Adams and QB Derek Carr. With Jacobs' 1,653 rushing yards and Adams' 1,516 receiving yards in 2022, Lombardi's offense became just the fifth offense in NFL history to have a 1,500-yard yarder and receiver in the same season – the first since the Colts in 1999.

In 2021, Lombardi guided WR Kendrick Bourne to career highs in receptions (55), receiving yards (800) and touchdowns (five). Under Lombardi's tutelage, WR Jakobi Meyers hauled in a career-high 83 passes for 866 yards and two touchdowns. He also saw RB Brandon Bolden set career bests for receptions (41) and receiving yards (405).

In 2020, Lombardi saw WR Julian Edelman become the second Patriot to reach 600 career receptions, while RB James White became only the second running back in team history with 3,000 career receiving yards in the regular season. Under Lombardi, Meyers recorded 59 receptions for 729 yards, while also passing for two touchdowns. Overall, Patriots wide receivers completed four passes in 2020, the most in team history.

In 2019, Lombardi returned for his second stint in New England, serving as the assistant quarterbacks coach. QB Tom Brady threw for 4,000-plus passing yards for the 11th time in his career and became the all-time leader in NFL history with his 17th season of at least 20 passing touchdowns.

Prior to rejoining the Patriots, Lombardi served as an offensive assistant/assistant quarterbacks coach with the New York Jets from 2017-18.

In his first season with the Jets, Lombardi helped coach QB Josh McCown to a career season after McCown finished fourth in the NFL with a 67.3 completion percentage, the third best mark in franchise history. McCown finished with 2,926 yards passing, 18 touchdowns and a 94.5 passer rating.

Lombardi spent four seasons (2013-16) with the San Francisco 49ers, holding multiple positions during his tenure. In 2016, he served as an offensive quality control coach and helped the 49ers rank fourth in the NFL, rushing for an average of 126.2 yards per game. The offense also finished second in the league in red zone touchdown percentage (68.2 percent).

He spent the 2015 season as a defensive assistant after working as an offensive assistant in 2014 and the assistant to the head coach in 2013.

Lombardi entered the NFL serving as a scouting assistant from 2011-12 with the Patriots.

Lombardi began his coaching career at his alma mater Fordham as a student assistant coach during the 2009-10 seasons, working on film breakdowns and scouting reports and also assisting with the scout team.

PERSONAL: Native of Ocean City, N.J. . . . Earned his bachelor's degree in communications from Fordham in 2011. . . . His father, Michael, worked as an assistant to the Patriots coaching staff from 2014-16 and spent time as an executive for the 49ers, Browns, Eagles and Raiders. . . . His brother, Matt, currently serves as an offensive assistant/assistant wide receivers coach with Las Vegas. . . . Lombardi and his wife, Michelle, have two sons, Dominic and Michael, and a daughter, Sienna.

COACHING BACKGROUND

Years	College/Pro Team	Position Coached
2009-10	Fordham	Student Assistant
2011-12	New England Patriots	Scouting Assistant
2013-16	San Francisco 49ers	Assistant to the Head Coach/ Offensive Assistant/Defensive Assistant/Quality Control
2017-18	New York Jets	Offensive Assistant/ Assistant Quarterbacks
2019	New England Patriots	Assistant Quarterbacks
2020-21	New England Patriots	Wide Receivers
2022-	Las Vegas Raiders	Offensive Coordinator



TOM MCMAHON

SPECIAL TEAMS COORDINATOR

17th Season in NFL

2nd Season with Raiders

Tom McMahon enters his second season as special teams coordinator of the Las Vegas Raiders. In his first season with the Raiders in 2022, McMahon led a special teams unit that produced two Pro Bowl selections in K Daniel Carlson and P AJ Cole. Carlson broke an NFL record in 2022, making 11 field goals of 50+ yards and ranked tied for second in the league in field goal percentage (91.9). Cole finished fifth in the NFL in yards per punt (48.8) and downed 8.5 percent of his punts inside the five-yard line, the second best percentage in the NFL. Under McMahon, the special teams unit also only allowed 20.1 yards per kick return last season, the second lowest average in the NFL.

McMahon is a 31-year coaching veteran who has coached special teams at the NFL level for the past 16 seasons. Before joining the Raiders, he served four seasons as special teams coordinator for the Denver Broncos. Before joining the Broncos' staff, he worked as special teams coordinator for Indianapolis (2013-17), Kansas City (2012) and St. Louis (2009-11). During his time in the NFL, McMahon has coached seven players to Pro Bowl selections: K Daniel Carlson (2022), P AJ Cole (2022), P Dustin Colquitt (2012), LS Matt Overton (2013), K Adam Vinatieri (2014), P Pat McAfee (2014, '16) and LS Casey Kreiter (2018).

McMahon has seen his units establish all-time records in several categories. His Falcons unit in 2008 set an NFL mark by allowing just 49 yards in punt returns for the season, while his Colts group in 2015 allowed only 156 yards on kickoff returns to set a league record. In addition, Vinatieri set the NFL record by making 44 consecutive field goal attempts in a stretch from 2015-16.

During McMahon's four seasons in Denver, K Brandon McManus has ranked among the league's best, making 103-of-124 field goals (83.1 percent) and 117-of-122 extra point attempts (95.9 percent). McManus ranked second in the NFL with 21 made field goals from 50-plus yards, including an NFL single-season record tying 10 made field goals from 50-plus yards in 2020.

In 2021, McMahon saw P Sam Martin place 28 punts inside the 20-yard line, which ranked tied for fifth-most in the league. Under his guidance, K Brandon McManus moved into second all-time for field goal percentage (82.7 percent), total points (837) and field goals made (195) in team history.

McMahon guided the Broncos to improvement in net punting and punt returns in 2020. He saw PR Diontae Spencer ranked second in the league among qualifying players in punt return yards (15.8 avg.) while P Sam Martin helped the Broncos improve from 26th to 14th in net punting. McMahon's unit was the only team in the AFC to earn three Special Teams of the Week Honors in 2020 with key performances from McManus (Week 4 and 6) and Spencer (Week 14). McManus, who had three games with two 50-plus yard field goals, became the first kicker in NFL history with two games with a pair of 50-plus yard made field goals in the fourth quarter or overtime of the same season.

In 2019, Denver's special teams units ranked third in the NFL in kickoff return average (25.4 yards per return) while allowing the sixth fewest yards on kickoffs (439). Spencer was named a Pro Bowl alternate in his first season after finishing third in the league in kickoff return average (29.1) and tied for seventh in punt return average (8.0) among qualifying players.

In its first year under McMahon's guidance in 2018, Denver's special teams units improved in several significant categories. The Broncos led the NFL with four blocked kicks and were one of only two teams to block a field goal attempt (2), an extra point attempt and a punt. LS Casey Kreiter was selected to his first career Pro Bowl that season.

The Colts featured one of the NFL's most consistent special teams units during McMahon's five seasons in Indianapolis, ranking in the league's Top 5 in field goal percentage (89.6 / 3rd), net punting average (41.3 / 3rd), gross punting average (46.4 / 4th) and kickoff return average (24.5 / 5th) during that span. Three Colts special-teamsers combined for five Pro Bowl selections playing for McMahon: punter Pat McAfee (2014, '16), kicker Adam Vinatieri (2014) and long snapper Matt Overton (2013).

In 2017, the Colts were one of just four clubs to produce multiple special-teams takeaways without committing a turnover on those units. Indianapolis was also one of just two teams to allow fewer than 100 punt return yards (80) as punter Rigoberto Sanchez ranked fourth in the NFL with his 42.6-yard net punting average that broke the NFL rookie record. McAfee set a Colts record with a league-leading 49.3-yard gross punting average under McMahon in 2016 to earn his second career Pro Bowl selection. Vinatieri made his first 19 field goals that season to set an NFL record with 44 consecutive field goals made dating to the previous year. In 2014, McMahon helped Vinatieri (30-of-31 FGs) and McAfee (42.8 net avg., 30 punts inside the 20, 70 kickoff touchbacks) become just the fourth kicker-punter duo to both earn First Team All-Pro recognition from the Associated Press.

With the Chiefs in 2012, McMahon's special-teams unit ranked fourth in the NFL with three takeaways. Punter Dustin Colquitt earned his first career Pro Bowl selection after ranking second in the league with 45 punts placed inside the 20.

Coaching special teams for the St. Louis Rams from 2009-11, McMahon worked with talented returner Danny Amendola, who led the NFL with 3,572 combined return yards (812 PR / 2,760 KR) during his first two NFL seasons (2009-10).

McMahon began his NFL career as an assistant special teams coach for Atlanta from 2007-08. During his two years with the Falcons, Jerious Norwood ranked third in the NFL with a combined 2,628 kick return yards.

Before joining the NFL, McMahon coached outside linebackers and special teams at the University of Louisville in 2006. That season, kicker Art Carmody was named the Lou Groza Award winner as the nation's top kicker after converting 21-of-25 field goals (.840) and all 60 extra point attempts for 123 total points.

McMahon spent 11 seasons at Utah State University from 1995-2005 in a variety of roles. After beginning his tenure with the Aggies as a graduate assistant from 1995-97, he went on to serve as special teams/linebackers coach from 1998-2000 and defensive line coach/recruiting coordinator from 2001-05.

COACHING BACKGROUND

Years	College/Pro Team	Position Coached
1992	Carroll College	Secondary
1993	Bozeman (Mont.) High School	Assistant Coach
1994	Carroll College	Secondary
1995-97	Utah State University	Graduate Assistant
1998-2000	Utah State University	Special Teams/Linebackers
2001-05	Utah State University	Defensive Line/ Recruiting Coordinator
2006	University of Louisville	Special Teams Coordinator/ Outside LBs
2007-08	Atlanta Falcons	Assistant Special Teams
2009-11	St. Louis Rams	Special Teams Coordinator
2012	Kansas City Chiefs	Special Teams Coordinator
2013-17	Indianapolis Colts	Special Teams Coordinator
2018-21	Denver Broncos	Special Teams Coordinator
2022-	Las Vegas Raiders	Special Teams Coordinator

PERSONAL: A native of Helena, Mont., McMahon got his start in coaching at his alma mater, Carroll College, in 1992 as the school's secondary coach... He spent one year as an assistant coach at Bozeman (Mont.) High School in 1993 before returning to Carroll to coach the secondary in 1994... McMahon is married to his wife, Kim, and the couple has three children: Dawson, Emmett and Quincy.



A.J. NEIBEL

HEAD STRENGTH AND CONDITIONING

19th Season in NFL

11th Season with Raiders

A.J. Neibel, who holds 18 years of NFL experience in the sports performance and strength and conditioning realm, enters his fifth season as head strength and conditioning coach of the Silver and Black.

Neibel oversees all elements of the Raiders' strength and conditioning program, developing and implementing a comprehensive strategy for all position groups throughout the roster. Neibel directs all strength training, manages the team's performance data and works closely with the athletic training staff to transition players back from injury into participation.

Last season, Neibel's staff helped produce five Pro Bowlers in WR Davante Adams, DE Maxx Crosby, RB Josh Jacobs, QB Derek Carr and P AJ Cole, the most by the Raiders since 2016. He saw Jacobs total 1,653 yards on the ground to become the first Raider to lead the NFL in rushing since 1985, while Adams set a franchise record with 1,516 receiving yards and lead the NFL with 14 touchdowns through the air. Neibel also excelled in helping the 2022 undrafted free agent class, with four players making the 53-man roster out of training camp, tied for the most over the last 10 seasons by the Raiders and the most since 2019.

In 2021, Neibel and his staff's work with the team helped the Raiders earn a 10-7 record, clinching the club's first postseason berth since 2016. Under Neibel's guidance, the Raiders produced four first-time Pro Bowlers in P AJ Cole, DE Maxx Crosby, LB Denzel Perryman and WR Hunter Renfrow. Renfrow set career highs in catches (103), receiving yards (1,038) and touchdowns (nine), while Cole averaged a league- and career-high 50.0 yards per punt, a mark that ranks eighth all-time in NFL history. Additionally, Crosby and Perryman anchored a defensive unit that ranked sixth in the AFC with just 337.2 yards per game allowed.

In 2020, Neibel and his staff helped field a team that produced two offensive Pro Bowlers in RB Josh Jacobs and TE Darren Waller, while also seeing numerous other veteran players establish career highs in appearances, starts and statistical milestones. Jacobs appeared in a career-high 15 contests, setting personal bests in carries (273), rushing touchdowns (12), receptions (33) and receiving yards (238).

In part due to Neibel's strength program, Waller was once again able to compete in all 16 contests for the second consecutive campaign. He put together one of the most prolific campaigns by a player in Raiders history, compiling 1,196 receiving yards and nine touchdowns, while breaking Hall of Famer WR Tim Brown's single-season receptions record by tallying 107 on the year, fourth-most in the NFL and most among all tight ends. Waller became just the sixth tight end in NFL history to surpass 100 receptions in a single season, while also hauling in at least five passes in an incredible 13 contests and tallying five 100-yard contests.

In his return to the Silver and Black in 2019 after previously spending six seasons with the Silver and Black from 2003-08, Neibel helped produce two Pro Bowlers in T Trent Brown and C Rodney Hudson. The two paved the way for rookie running back Jacobs, who became the first-ever 1,000-yard rookie rusher in team history, while helping the club surrender just 29 sacks on the year, good for eighth-fewest in the NFL.

Neibel and his staff also excelled in helping the 2019 rookie class make the transition from college to the NFL, as the Raiders rookies combined to lead the NFL in scrimmage touchdowns (17) amongst their rookie peers. The Raiders rookies also ranked first in sacks (14.5), yards after the catch (676), rushing yards (1,167), rushing touchdowns (seven) and rushing first downs (60), while ranking second in receptions (107) and receiving yards (1,112).

Neibel's return to the Raiders came after spending the previous two seasons (2017-18) with the Jacksonville Jaguars as the club's athletic performance specialist/physical therapy assistant. In his role with the Jaguars, Neibel assisted both the medical and strength and conditioning staff transition players from injury back into participation, while helping manage performance data for the team's coaching staff. The team garnered eight Pro Bowl selections over two seasons under Neibel's guidance.

Prior to his stint with the Jaguars, Neibel spent six years (2011-16) with the Atlanta Falcons in a variety of roles. Over his five years with the club, the Falcons earned 21 total Pro Bowl selections under Neibel's direction, including four from WR Julio Jones (2012, 2014-16), and three apiece from TE Tony Gonzalez (2011-13) and QB Matt Ryan (2012, 2014, 2016).

In 2016, Neibel was tabbed as the club's athletic performance manager after serving as the team's head strength and conditioning coach during the previous three seasons (2013-15). In his first two seasons (2011-12) with the Falcons, Neibel was on staff as strength and conditioning assistant. Before joining the club, Neibel spent time working for the Atlanta Falcons' Therapy Center in Snellville, Ga.

Prior to Atlanta, Neibel also worked in the Bay Area with the San Francisco Giants of Major League Baseball and their affiliate, the San Jose Giants, as a strength and conditioning consultant from 2009-10. In his first tour with the Raiders, Neibel helped train athletes as a strength and conditioning/sports medicine associate.

COACHING BACKGROUND

Years	College/Pro Team	Position Coached
2003-08	Oakland Raiders	Strength and Conditioning/ Sports Medicine Associate
2009-10	San Francisco Giants	Strength and Conditioning Consultant
2011-12	Atlanta Falcons	Strength and Conditioning Assistant
2013-15	Atlanta Falcons	Head Strength and Conditioning
2016	Atlanta Falcons	Athletic Performance Manager
2017-18	Jacksonville Jaguars	Athletic Performance Specialist/ Physical Therapy Assistant
2019	Oakland Raiders	Head Strength and Conditioning
2020-	Las Vegas Raiders	Head Strength and Conditioning

PERSONAL: Native of Cupertino, Calif. ...Earned a degree in sports psychology from Long Beach State in 1996...Earned a second degree in physical therapy from Cerritos College in 1998 and a master's degree in advance exercise science from Concordia University in Chicago...Notable qualifications include being USA weightlifting certified, level one, Olympic lifting coach, a certified strength and conditioning specialist with the National Strength and Conditioning Association and certified in Russian Kettle bell training.



ANTONIO PIERCE

LINEBACKERS

11th Season in NFL
(9 as a player)

2nd Season with Raiders

Antonio Pierce enters his second season as linebackers coach for the Las Vegas Raiders, bringing with him nine years of NFL playing experience.

In his first season with the Silver and Black, Pierce helped in the development of undrafted rookie linebacker Luke Masterson, who finished with 50 tackles (26 solo), ranking third-most in the NFL among undrafted rookies and second-most in a single season in Raiders' history by an undrafted rookie. Pierce also guided LB Divine Deablo as he averaged 9.25 tackles per game, the 11th best average in the league, despite only playing in eight games. LB Denzel Perryman finished third on the team with 83 tackles and registered career highs in tackles for loss (15) and interceptions under Pierce's leadership.

Before entering the NFL coaching ranks, Pierce spent five seasons at Arizona State, serving as linebackers coach before adding the titles of associate head coach and defensive coordinator.

In 2021, Pierce was promoted to defensive coordinator and helped the Sun Devils' defense rank first in the PAC-12 in scoring defense (20.8), first in total yards allowed per game (326.3), tied for first in defensive touchdowns (three), second in interceptions (16) and second in sacks (27). Pierce saw three members of his defense earn Pac-12 honors with DL Tyler Johnson being named first-team All-Pac-12, while DL D.J. Davidson and LB Darien Butler were both named to the second-team defense.

In 2020, the Sun Devils ranked first in the PAC-12 in scoring defense (23.3) and first in turnover margin (+8). Pierce helped mentor Johnson and CB Chase Lucas to second-team All-Pac-12 honors, while DL Jermaine Lole, LB Kyle Soelle and CB Evan Fields earned conference honorable mention recognition.

In 2019, Pierce led a linebacker group that helped the Sun Devils rank third in the Pac-12 in rushing defense (125.1) and second in turnover margin (+14). He helped guide current Raiders LB Darien Butler to a career season finishing 11th in the Pac-12 with 90 total tackles and tied for second with three forced fumbles. He also saw LB Khaylan Kearsse-Thomas earn All-Pac-12 honorable mention after recording 57 tackles, including a team-high 11 tackles for loss and 4.5 sacks.


In 2018, Pierce lead a young linebacking core that saw LB Merlin Robertson earn Pac-12 Freshman Defensive Player of the Year honors after recording 77 tackles, 8.5 tackles for loss, five sacks and one interception.

Prior to ASU, Pierce spent four seasons as the head coach of the Long Beach Poly High School football program following a nine-year career in the NFL.

PERSONAL: A native of Long Beach, Calif., Pierce played collegiately for two seasons at Arizona after transferring from Mount San Antonio College...Played in 23 games and totaled 152 tackles, 20 tackles for loss and seven sacks...Entered the NFL as an undrafted free agent by the Washington Redskins and played four seasons with the club before signing with the New York Giants as an unrestricted free agent in 2005...Over his nine-year career, played in 115 games with 85 starts, totaling 732 tackles (462 solo), eight sacks, seven interceptions, eight forced fumbles and 11 fumble recoveries...He was named to his first Pro Bowl in 2006 and was a member of the Giants Super Bowl XLII championship team in 2007.

COACHING BACKGROUND

Years	College/Pro Team	Position Coached
2014-17	Long Beach Poly High School	Head Coach
2018-19	Arizona State	Linebackers/ Recruiting Coordinator
2020	Arizona State	Associate Head Coach/ Co-Defensive Coordinator/ Recruiting Coordinator
2021	Arizona State	Associate Head Coach/ Defensive Coordinator/ Recruiting Coordinator
2022-	Las Vegas Raiders	Linebackers



KENNEDY POLAMALU

RUNNING BACKS

13th Season in NFL

2nd Season with Raiders

Kennedy Polamalu enters his 32nd season in coaching at both the NFL and collegiate levels and his second season as running backs coach with the Las Vegas Raiders.

In his first season with the Raiders in 2022, Polamalu led a running back unit that combined for 2,059 yards and 12 touchdowns, the most rushing yards in a single season for the Raiders since 2011 (2,110). Polamalu saw RB Josh Jacobs rush for a career-high 1,653 rushing yards to become just the third player in franchise history to win the league rushing title en route to First Team All-Pro honors and his second career Pro Bowl. His 1,653 rushing yards are also the most in a single season since Marcus Allen rushed for 1,759 yards in his 1985 MVP season. Jacobs also recorded 93 rushing first downs, the most in the NFL and the most in a single season by a Raiders back since 1994.

Prior to arriving in Las Vegas, Polamalu spent five seasons as the running backs coach with the Minnesota Vikings. In 2021, Polamalu coached Vikings RB Dalvin Cook to his third-straight 1,000-season, as the veteran back totaled 1,159 yards on the ground to rank fifth in the NFL. Cook carried the ball 20-or-more times in seven different games and totaled six TDs on the ground. Additionally, Polamalu aided RB Alexander Mattison in setting a career high with 491 rushing yards and Mattison combined with Cook to account for 66 receptions out of the backfield.

The 2020 Vikings offense established a balanced attack and Cook enjoyed a career-best 1,557 yards and 16 TDs on the ground. Cook earned a second-straight Pro Bowl berth and All-Pro accolades on several teams. Cook ranked second in the NFL in rushing and posted the third-best mark in team history despite missing two games. He ranked second in NFL scrimmage yards with 1,918 (1,557 rushing/361 receiving) and broke the 100-yard rushing mark 8 times, including a career-high 206 vs. Detroit. Cook's 16 rushing TDs tied for second in the NFL and ranked second in team history. His 108 points (17 TDs, three 2-point conversions) ranked tied for second in the NFL and the trio of 2-pointers tied for the second-most in a season in NFL history. Mattison had his first career 100-yard game at Seattle after replacing an injured Cook. The Vikings' No. 5-ranked rushing attack helped the club rank No. 4 in the NFL in total offense in 2020, the highest ranking since 2004 and a 12-position jump from 2019.

In 2019, Polamalu coached Cook to a breakout season as he earned NFC Offensive Player of the Week and FedEx Ground Player of the Week honors and was named as a Pro Bowl starter after leading all non-quarterbacks in fan voting. FB C.J. Ham also was named to the Pro Bowl for his part in the Vikings rushing attack. Cook finished the 2019 regular season with 1,135 rushing yards, 10th-most in the NFL, and became the eighth player in franchise history to eclipse 1,000 rushing yards in a single season. Cook's 13 rushing TDs in 2019 ranked fourth in the NFL and tied for the second most by a Viking in a single season. Cook also became one-of-nine players in NFL history to record 500-plus rushing yards and 200-plus receiving yards in the first five games of a season. He became the fifth player in NFL history to open a season with three consecutive games of 110-plus rushing yards and a rushing TD, joining Hall of Famers Jim Brown, Curtis Martin, O.J. Simpson and Emmitt Smith.

The 2018 backfield workload was split equally between veteran Latavius Murray and Cook as he returned from a knee injury suffered early in his rookie season. Murray posted a career-high 155-yard rushing day vs. Arizona and Cook had a strong day vs. Miami when he posted 163 scrimmage yards with 136 yards and two TDs on the ground to earn his first NFC Offensive Player of the Week Award. Cook proved his value in the passing game during the season as well, reeling in 40 catches and two TDs.

In his first season with the Vikings in 2017, first-year sensation Cook set a team record for rookies with 288 yards in the opening three games of the season but was lost to injury for the season in the fourth game. Cook's production was replaced by the duo of Murray (842 yds, 8 TD) and Jerick McKinnon (574 yds, 3 TD) who combined for 1,412 yards and 11 rushing TDs. Murray carried the load with a team-high 216 attempts and 842 yards. Murray came on strong late in the season, notching 745 of his yards and all 8 TDs, including a pair of 100-yard outings, in the final 10 games of the season.

Under Polamalu's guidance at UCLA, RB Paul Perkins became the first Bruin since DeShaun Foster (2000-01) to register consecutive 1,000-yard rushing seasons and the first running back in program history to record 80 career receptions. Perkins, who was selected by the New York Giants in the 2016 NFL Draft, earned second-team All-Pac-12 recognition after rushing for 1,343 yards and 14 TDs as a senior. In 2014, Perkins experienced a breakout campaign, becoming the second player in school history to lead the Pac-12 in rushing with 1,575 yards.

Prior to his second UCLA stint, Polamalu was the offensive coordinator and running backs coach at his alma mater, USC, from 2010-12. In Polamalu's system, QB Matt Barkley became the all-time leading passer in school and conference history, throwing for 12,327 yards and 116 TDs. In 2011, Barkley finished sixth in the Heisman voting after completing 308 of 445 passes for 3,528 yards, 39 TDs (school record) and a 69.2 percent completion rate (school record), leading the Trojans to a No. 6 finish in the AP poll.

Polamalu previously coached the running backs in Jacksonville (2005-09) and Cleveland (2004). The Jaguars totaled the third-most rushing yards (133.7 ypg) and second-most rushing TDs (95) in the league from 2005-09, and two Jacksonville running backs earned Pro Bowl nods during that span: Fred Taylor (2007) and Maurice Jones-Drew (2009). In his Pro Bowl season under Polamalu, Jones-Drew rushed for 1,391 yards (4th in the NFL) and 15 TDs (second). With the Browns, they were one-of-seven NFL teams with multiple 500-yard rushers: Lee Suggs (744) and William Green (585).

Polamalu has deep roots at USC where he was a player and was involved in coaching or recruiting Heisman winners Carson Palmer, Matt Leinart and Reggie Bush. He also recruited the heralded 'Thunder and Lightning' backfield of Bush and Lendale White. He joined USC for the 2000-03 seasons, coaching running backs and special teams during that span. Prior to joining the USC coaching staff, Polamalu served as Colorado's running backs coach for two seasons (1997-98) between stints at San Diego State as the linebackers coach (1999) and running backs coach (1994-96).

COACHING BACKGROUND

Years	College/Pro Team	Position Coached
1992-93	UCLA	Graduate Assistant
1994-96	San Diego State	Special Teams/Running Backs
1997-98	Colorado	Running Backs
1999	San Diego State	Linebackers
2000	USC	Running Backs
2001	USC	Special Teams Coordinator
2002-03	USC	Special Teams Coordinator/ Running Backs
2004	Cleveland Browns	Running Backs
2005-09	Jacksonville Jaguars	Running Backs
2010-12	USC	Offensive Coordinator/ Running Backs
2014-15	UCLA	Running Backs
2016	UCLA	Offensive Coordinator
2017-21	Minnesota Vikings	Running Backs
2022-	Las Vegas Raiders	Running Backs

PERSONAL: Native of Pago Pago, American Samoa... Attended Mater Dei High School in Santa Ana, Calif., where he was an All-American in football, lettered in basketball and track, and served as the student body president... Played fullback and linebacker at USC from 1982-85, graduating with a bachelor's degree in history... Nephew, Troy Polamalu, played at USC and played 12 seasons in the NFL, winning two Super Bowls with the Pittsburgh Steelers and earning induction into the Pro Football Hall of Fame in 2020... Brother, Ao Polamalu, played football at Penn State and nephew, Nicky Sualua played running back at Ohio State before playing for the Bengals and Cowboys in the NFL... Great nephew, Isaiah Pola-Mao, currently plays safety for the Las Vegas Raiders... Polamalu and his wife, Stephanie, have six children, KC, Matthew, Tre, Sophia, Andrew and Xander, as well as a daughter-in-law, Theresa, and grandsons, Tre and Koa.



ROB RYAN

SENIOR DEFENSIVE ASSISTANT

23rd Season in NFL

7th Season with Raiders

Rob Ryan returned to the Silver and Black and enters his second season as the Raiders' senior defensive assistant, bringing 33 years of coaching experience to the position, including 22 seasons in the NFL ranks. Ryan has served as the defensive coordinator for the Oakland Raiders (2004-08), Cleveland Browns (2009-10), Dallas Cowboys (2011-12) and New Orleans Saints (2013-15), while also holding coaching positions with the Arizona Cardinals (1994-95), New England Patriots (2000-03), Buffalo Bills (2016), Washington Redskins (2019) and Baltimore Ravens (2021).

In his first season since rejoining the Silver and Black, Ryan helped guide DE Maxx Crosby to his second Pro Bowl selection after career bests in tackles (88), tackles for loss (22) and sacks (12.5). Crosby's 88 tackles are the most in a single season by a Raiders defensive lineman and he became only the second defensive lineman in franchise history to record 20+ tackles for loss in a single season. He also worked with four-time Pro Bowler DE Chandler Jones, who finished second on the team with 4.5 sacks and 15 quarterback hits. Under the guidance of Ryan, the defense ranked 19th in the NFL in rushing yards allowed per game (122.8 yards per game) and saw a slight improvement in tackles for loss (68) and stuffs (39) from the previous year.

Ryan spent the 2021 season as the inside linebackers coach for the Baltimore Ravens. During his time with the Ravens, Ryan helped guide LB Patrick Queen as he led the team with 98 tackles. Ryan's group was instrumental to the No. 1 ranked run defense in the NFL (84.5 yards per game).

In 2019, Ryan coached inside linebackers for Washington, helping guide LB Jon Bostic to a career-high 105 tackles. He also tutored rookie LB Cole Holcomb, who finished second in the NFL among rookie defenders with 101 tackles.

In 2016, Ryan served as the Buffalo Bills' assistant head coach/defense under his brother Rex Ryan. The defense ranked sixth in the NFL in passing defense (223.9 yards per game) and eighth in sacks (39) and produced four Pro Bowlers in DT Kyle Williams, LB Lorenzo Alexander, LB Zach Brown and CB Stephen Gilmore.

From 2013-15, Ryan served as defensive coordinator for the New Orleans Saints... In 2015, Ryan led a defensive unit that was among the youngest in the NFL and helped mentor a rookie class that included LB Stephone Anthony and LB Hau'oli Kikaha. Under the guidance of Ryan, Anthony finished with 144 tackles, first among rookies, and was named to the All-Rookie Team, while Kikaha recorded four forced fumbles, tied for second in the NFL and ranked first among rookies.

Ryan helped DE Cameron Jordan earn his second Pro Bowl selection after finishing with 10 sacks. In 2014, Ryan guided LB Curtis Lofton to a career-high 144 tackles, the fourth-most in the NFL, while DE Cameron Jordan recorded 7.5 sacks.

In 2013, Ryan led a Saints' defensive unit that finished fourth in the NFL in total defense (305.7), a 28-place improvement from the prior season. The unit ranked in the top-10 in many defensive categories, including sacks (49-fourth), pass defense (194.1-second), scoring defense (19.0-fourth) and third down conversion percentage (34.7-ninth). Ryan helped S Kenny Vaccaro earn PFWA All-Rookie Team honors after leading the secondary with 77 tackles and saw DE Cam Jordan selected to his first Pro Bowl after ranking fifth in the league with a career-high 12.5 sacks.

Ryan spent two seasons as the Dallas Cowboys' defensive coordinator from 2011-12, working with OLB DeMarcus Ware who recorded double-digit sacks totals and earned Pro Bowl honors in both seasons. In 2012, Ryan led a defense that produced two Pro Bowl selections in DE Anthony Spencer and Ware. Spencer posted a career-high 11 sacks while Ware led the team with 11.5 sacks, making the Cowboys one of three teams in the NFL to have two players with 11-plus sacks. In 2011, Ryan helped Ware to his sixth Pro Bowl selection and fourth first-team All-Pro recognition after finishing second in the NFL with 19.5 sacks... Ryan also helped second year LB Sean Lee lead the team with 102 tackles.

From 2009-10, Ryan served as the defensive coordinator for the Cleveland Browns. In 2010, the Browns' defense tied for eighth in the NFL with 19 interceptions and Ryan saw six different players post multiple takeaways... Ryan guided a secondary that included rookie CB Joe Haden, who tied for fifth in the NFL and second among rookies with a career-high six interceptions. Ryan also mentored rookie S T.J. Ward, who finished first among all rookies and sixth among all defensive backs in the NFL with 105 tackles. Both players were named to the PFWA All-Rookie Team. Under Ryan's guidance, the Browns defense allowed the fourth-fewest rushing touchdowns (seven). During his first season with the Browns, Ryan led a defensive unit that ranked eighth in the NFL in sacks (40).

Ryan earned his first NFL defensive coordinator position with the Raiders and spent five seasons (2004-08) with the club, helping produce a pair of Pro Bowlers DE Derrick Burgess and CB Nnamdi Asomugha. In 2006, Ryan oversaw a defense that led the NFL in pass defense and ranked third in total defense. The Raiders defense under Ryan also ranked fourth in the NFL in fewest yards allowed per play, fifth in defense inside the 20, fifth (tie) in defensive touchdowns and fifth in net passing yards per play. Ryan's defensive schemes in 2006 also helped Derrick Burgess record 12 sacks and play in his second straight Pro Bowl and Warren Sapp record 10 sacks, an NFL high for defensive tackles. In addition, the defensive schemes helped Nnamdi Asomugha post a career high eight interceptions. In 2005, Ryan saw Burgess named to his first Pro Bowl after leading the NFL with a career-high 16 sacks.

Prior to the Raiders, Ryan spent four years (200-03) as the linebackers coach for the New England Patriots... Ryan was part of two Super Bowl championship teams (XXXVI and XXXVIII). In 2003, Ryan's squad helped the Patriots defense rank first in the NFL in fewest points allowed (238) while ranking seventh overall in the NFL in total defense (291.6 yards per game). Ryan's unit also contributed to one of the best scoring defenses in franchise history in 2001, as the Patriots allowed just 14.9 points per game and produced Pro Bowlers Willie McGinest and Tedy Bruschi.

Ryan originally entered the NFL coaching ranks in 1994 as defensive backs coach on his father's staff at Arizona. He also coached Cardinals cornerbacks and safeties in 1995. With Ryan as his position coach, CB Aeneas Williams earned two trips to the Pro Bowl in 1994 and 1995. In 1995, the Cardinals led the NFL with 32 interceptions and 42 total takeaways. The 1994 Cardinals ranked second in

COACHING BACKGROUND

Years	College/Pro Team	Position Coached
1987	Western Kentucky	Defensive Assistant
1988	Ohio State	Outside Linebackers
1989-93	Tennessee State	Running Backs/Linebackers/ Defensive Line
1994-95	Arizona Cardinals	Defensive Backs
1996	Hutchinson (KS) CC	Defensive Coordinator
1997-99	Oklahoma State	Defensive Coordinator
2000-03	New England Patriots	Linebackers
2004-08	Oakland Raiders	Defensive Coordinator
2009-10	Cleveland Browns	Defensive Coordinator
2011-12	Dallas Cowboys	Defensive Coordinator
2013-15	New Orleans Saints	Defensive Coordinator
2016	Buffalo Bills	Assistant Head Coach/Defense
2019	Washington Redskins	Inside Linebackers
2021	Baltimore Ravens	Inside Linebackers
2022-	Las Vegas Raiders	Senior Defensive Assistant

the NFL total defense, second in run defense and third in pass defense.

From 1997-99, Ryan was Oklahoma State's defensive coordinator, where the Cowboys defense continually ranked among the best in the nation. He was named Coordinator of the Year by The Sporting News in 1997. In 1999, they were ranked 10th in the nation in total defense. In 1998, they were second in the nation with 41 sacks. In his first season at Oklahoma State, the Cowboys defense finished among the nation's top-20 in turnover margin, rushing defense, scoring defense and total defense, allowing just 302.7 yards per game... It was an over 100-yard improvement per game from the year before and helped the Cowboys produce an 8-4 mark and an Alamo Bowl berth.

Ryan was a graduate assistant at Western Kentucky in 1987 and at Ohio State in 1988. Ryan then spent five seasons at Tennessee State, where he coached running backs (1989-91), linebackers (1992) and the defensive line (1993).

He served as defensive coordinator at Hutchinson Community College in 1996, where they led the nation in total defense (228 yards per game) and in sacks (56)...His defense also set a national record by forcing 49 turnovers.

PERSONAL: Ryan played three seasons as an outside linebacker at Southwestern Oklahoma State...He is the son of NFL defensive coaching legend Buddy Ryan...His twin brother, Rex, was a head coach in the NFL for the New York Jets (2009-14) and Buffalo Bills(2015-16)...Rob and his wife, Kristin, have two sons, Joseph and Matthew, and a daughter, Dimitria.



JERRY SCHUPLINSKI

TIGHT ENDS

11th Season in NFL

2nd Season with Raiders

Jerry Schuplinski enters his 11th season as an NFL assistant and his first as tight ends coach with the Las Vegas Raiders.

In his first season with the Silver and Black, Schuplinski served as a senior offensive assistant and helped a unit that ranked in the top-12 in the NFL in total offense (352.5 yards per game), passing offense (231.4 yards per game) and scoring offense (23.2 points per game). Schuplinski also saw three offensive players be named to the Pro Bowl, including RB Josh Jacobs, WR Davante Adams and QB Derek Carr.

Prior to joining the Raiders, he spent two seasons as the New York Giants' quarterbacks coach.

In 2021, Schuplinski led a quarterback group that saw three different signal callers make starts due to injury. Quarterback Daniel Jones, in his second season under Schuplinski's tutelage, established a career high by completing 64.3 percent of his pass attempts (232-for-361). Jones also passed for 2,428 yards and 10 TDs despite making just 11 starts due to a neck injury suffered in Week 12.

In Schuplinski's first year with New York in 2020, the Giants completed 62.1% of their passes, the seventh-highest single-season figure in franchise history. Jones started all 14 games in which he played and completed 62.5 percent of his throws (280-for-448 passes) for 2,943 yards, 11 TDs and 10 INTs for a passer rating of 80.4. From Nov. 2 against Tampa Bay until the season finale vs. Dallas on Jan. 3, Jones threw a career-high 177 passes without an INT. In addition, Jones had 65 rushing attempts for 423 yards, the team's second-highest total and the record for a Giants quarterback in the Super Bowl era. Pro Football Hall of Famer Fran Tarkenton previously held the record with 306 yards in 1967. Jones' 6.5-yard average was the NFL's highest among the 91 players with at least 50 rushing attempts in 2020.

Schuplinski was the Miami Dolphins' quarterbacks coach in 2019, helping the team finish 12th in the NFL with 237.8 passing yards a game. Veteran quarterback Ryan Fitzpatrick threw 20 TD passes – his highest total since 2015 – and Miami won five of its last nine games after an 0-7 start.

Before joining the Dolphins' staff, Schuplinski spent six seasons (2013-18) with the New England Patriots. He was a coaching assistant for three seasons before beginning a three-year stint as the team's assistant quarterbacks coach. New England won three Super Bowls (XLIX, LI and LIII), four AFC titles and advanced to the conference championship game in every season Schuplinski was on the Patriots' staff under Bill Belichick.

Schuplinski spent his final three seasons in New England working closely with Tom Brady. In 2018, Schuplinski's final year with the team, the Patriots won Super Bowl LIII while finishing eighth in passing, averaging 266.1 net passing yards per game. Brady was seventh in the NFL with 4,355 passing yards and 10th with 29 passing TDs, earning his 14th Pro Bowl selection. The previous season, Schuplinski helped Brady win his third NFL Most Valuable Player Award. Brady was the NFL's leading passer, throwing for 4,577 yards. His 32 passing TDs and 102.8 passer rating were both third in the league. The Patriots led the NFL in total offense, averaging 394.2 yards per game, and finished second in scoring, averaging 28.6 points per game. In Schuplinski's first season as assistant quarterbacks coach in 2016, the Patriots won Super Bowl LI. Brady was named Super Bowl MVP after he passed for 466 yards and two TDs in a dramatic come-from-behind overtime victory against Atlanta. Patriots quarterbacks set an NFL record with 258 pass attempts without an INT to start the season. With Brady out for the first four games of the season, Schuplinski's extensive early season prep work with QBs Jimmy Garoppolo and Jacoby Brissett helped the team start 3-1 in Brady's absence.

Schuplinski got his start in the NFL in 2013 with the Patriots as a coaching assistant. During his three years in that position, New England won Super Bowl XLIX and compiled a 36-12 (.750) regular-season record.

Prior to New England, Schuplinski spent six seasons (2007-12) as the linebackers and special teams coach at Case Western Reserve in Cleveland. During his tenure, Schuplinski mentored 22 University Athletic Association (NCAA Division III) all-conference selections. Schuplinski was head coach and athletics director at Trinity High School in Garfield Heights, Ohio, from 2002-06. He began his coaching career as a running backs and special teams coach at his alma mater, John Carroll, from 2000-01.

PERSONAL: Native of Garfield Heights, Ohio...Played collegiately at John Carroll University, where he was teammates with Raiders General Manager Dave Ziegler, Head Coach Josh McDaniels, former NFL linebacker London Fletcher and Houston Texans' general manager Nick Caserio...Graduated with a bachelor's degree in business administration/marketing and a master's degree in business administration...He and his wife, Megan, have four daughters, Macy, Bryn, Jaxi and Josy.

COACHING BACKGROUND

Years	College/Pro Team	Position Coached
2000-01	John Carroll University	Running Backs/Special Teams
2002-06	Trinity (Ohio) High School	Head Coach
2007-12	Case Western Reserve	Linebackers/Special Teams
2013-15	New England Patriots	Coaching Assistant
2016-18	New England Patriots	Assistant Quarterbacks
2019	Miami Dolphins	Quarterbacks
2020-21	New York Giants	Quarterbacks
2022	Las Vegas Raiders	Senior Offensive Assistant
2023	Las Vegas Raiders	Tight Ends



MATT SHELDON

DIRECTOR OF FOOTBALL RESEARCH AND STRATEGY

20th Season in NFL

2nd Season with Raiders

Matt Sheldon enters his second season as Director of Football Research and Strategy with the Las Vegas Raiders in 2023, bringing with him 21 years of experience in coaching, analytics and video.

Sheldon previously worked as a senior analyst for the Denver Broncos in 2021 after serving as the director of football research and strategy with both the New York Jets (2019-20) and Miami Dolphins (2017-18). He also served as director of analytics and football research for the Chicago Bears from 2015-16. From 2013-14, Sheldon worked as the director of sports solutions development at Zebra Technologies, the official on-field player-tracking provider of the NFL.

Sheldon spent 12 seasons as a coach at the professional level, most recently as linebackers coach for the Montreal Alouettes of the CFL in 2012.

From 2010-11, Sheldon was the assistant defensive backs coach for the Minnesota Vikings. In 2010, the Vikings defense ranked eighth in total defense (312.6) and 10th in passing defense (210.4).

From 2006-09, he coached linebackers with the Buffalo Bills. In 2009, Sheldon's unit helped the Bills defense rank second in passing defense (184.3 yards per game) and interceptions (28) in 2009. Under Sheldon's guidance, LB Paul Poslusny led the Bills in tackles in 2008 and 2009.

Sheldon entered the NFL coaching ranks with the St. Louis Rams from 2001-05, where he was a defensive and special teams assistant. Defensively, he assisted with both the secondary and the linebackers. In his first season, the Rams were NFC champions and played in Super Bowl XXXVI.

Prior to St. Louis, Sheldon served as a defensive graduate assistant at Wisconsin (1997-99), where he assisted with the secondary and helped the Badgers win back-to-back Rose Bowls.

PERSONAL: A former defense back at the University of Minnesota (1987-91), Sheldon earned his bachelor's degree from UMN's Carlson School of Management and earned his MBA from Wisconsin.

COACHING BACKGROUND

Years	College/Pro Team	Position Coached
1997-99	Wisconsin	Graduate Assistant (Secondary)
2001-05	St. Louis Rams	Defensive/ Special Teams Assistant
2006-09	Buffalo Bills	Linebackers
2010-11	Minnesota Vikings	Assistant Defensive Backs
2012	Montreal Alouettes	Linebackers
2013-14	Zebra Technologies	Director of Sports Solutions Development
2015-16	Chicago Bears	Director of Analytics and Football Research
2017-18	Miami Dolphins	Director of Football Research and Strategy
2019-20	New York Jets	Director of Football Research and Strategy
2021	Denver Broncos	Senior Analyst
2022-	Las Vegas Raiders	Director of Football Research and Strategy



JASON SIMMONS

DEFENSIVE BACKS, PASS GAME COORDINATOR

23rd Season in NFL

2nd Season with Raiders

Jason Simmons, a 10-year NFL veteran as a player, enters his second season as Defensive Backs, Pass Game Coordinator for the Las Vegas Raiders.

In his first season with the Silver and Black, Simmons led a unit that saw 13 different defensive backs record snaps, tied for the second most in a single season for the Raiders since 2000. His unit produced two defensive touchdowns, tied for the fourth most among defensive back units in the NFL and tied for the most by a Raiders defensive back unit since 2010. Under Simmons, CB Amik Robertson had a career year and finished first on the team with nine passes defended and two interceptions, while CB Tyler Hall worked his way into a starting role and posted 20 tackles, two tackles for loss, one sack and four passes defended. Simmons also aided in the development of several young players who got significant playing time, including undrafted rookie CB Sam Webb, who posted 33 tackles, the fifth-most by an undrafted rookie in the NFL in 2022.

In 2021, Simmons' unit was part of a defense that allowed just 192.1 passing yards per game, ranking fourth in the NFL and marking the Panthers fewest since 2009. The defense also held its opponents to 305.9 total yards per game, ranking second-best in the NFL and marking the fewest yards per game allowed by a Carolina defense since 2013. Under the direction of Simmons, the Panthers tallied nine interceptions by six different players.

In 2020, Simmons helped a young Panthers defense improve to 18th in the NFL in points allowed per game after the team finished 31st in the category in 2019. Under Simmons' guidance, S Jeremy Chin was named to the PFWA All-Rookie Team after leading all rookies with 116 tackles and becoming the first player in franchise history to win two Defensive Rookie of the Month Awards.

Simmons joined the Panthers after spending the previous nine years in various roles on the Green Bay Packers staff. During Simmons' tenure (2011-19), Green Bay's defense recorded 146 total interceptions, tied for the fourth most by any team in that span.

In 2019, Simmons served as the Green Bay's defensive backs coach, where he helped the team advance to the NFC Championship game and finish the regular season tied for third in the league in interceptions, third in completion percentage allowed, fourth in pass breakups, fifth in forced fumbles, tied for fifth in passing touchdowns allowed and sixth in defensive passer rating. CB Kevin King totaled five interceptions (t-4th) and 15 passes defended (t-8th), while CB Jaire Alexander added two interceptions and finished tied for fourth in the league in passes defended with 17.

In 2018, Simmons served as the Packers' secondary coach, helping the team finish 12th in the NFL in pass defense (234.5 yards per game) – a 11-spot improvement after Green Bay finished 23rd in the category in 2017. Under Simmons' tutelage, Alexander led the team with 11 passes defended and finished second in tackles (64), earning him a spot on the PFWA's All-Rookie team.

Prior to coaching the secondary, Simmons served as an assistant special teams coach for Green Bay from 2015-17.

From 2015-17, the Packers ranked No. 2 in the league in opponent punt return average (5.7). Additionally, Green Bay's 10.7 yards per punt return in 2017 ranked No. 2 in the NFL.

In 2017, Simmons helped tutor undrafted rookie punter Justin Vogel as he ranked No. 7 in the NFL in net punting average (41.6). With Simmons' assistance, Green Bay's special teams continued to excel in punt coverage and punt returns in 2017 as the Packers finished No. 6 in the NFL in opponent punt return average (5.7).

In 2016, Simmons helped kicker Mason Crosby register 122 points, his 10th consecutive season with 100-plus points. Crosby finished the season 26-of-30 on field-goal attempts (86.7 pct.), his fourth consecutive season above 80 percent and the fifth of his career.

In 2015, Simmons saw Crosby surpass K Ryan Longwell for No. 1 on the all-time franchise

scoring list and P Tim Masthay set a then-franchise record with a 40.3-yard net punting average. Simmons made an impact on the coverage unit, helping WR Jeff Janis (15) and S Chris Banjo (21) post career highs in special teams tackles.

Simmons entered the NFL coaching ranks with the Packers as the team's coaching administrator in 2011.

PERSONAL: As a player, Simmons was drafted in the fifth round by the Steelers in the 1998 NFL Draft and went on to play in 121 games over a 10-year career from 1998-2007. Simmons spent the first four years of his career as a standout special teams player for the Steelers, before signing with the expansion Texans in 2002. In Houston, Simmons expanded his play onto the defensive side of the ball, seeing action as a safety in the Texans' secondary. Over his 10-year career, Simmons recorded 186 tackles (138 solo), 10 passes defended, three forced fumbles, three fumble recoveries, two sacks and two interceptions on defense, in addition to the 96 career stops on special teams. Simmons played safety at Arizona State University and was named second-team All-Pacific-10 during his senior season in 1997. A native of Inglewood, Calif., Simmons attended Leuzinger High School in Lawndale, Calif., where he lettered all four years in both football and track.

COACHING BACKGROUND		
Years	College/Pro Team	Position Coached
2011-14	Green Bay Packers	Coaching Administrator
2015-17	Green Bay Packers	Assistant Special Teams
2018	Green Bay Packers	Secondary
2019	Green Bay Packers	Defensive Backs
2020-21	Carolina Panthers	Defensive Pass
		Game Coordinator/Secondary
2022-	Las Vegas Raiders	Defensive Backs, Pass Game Coordinator



MITCH SINGLER

OFFENSIVE QUALITY CONTROL

2nd Season in NFL

2nd Season with Raiders

Mitch Singler enters his second season in the NFL as the offensive quality control coach with the Las Vegas Raiders.

In his first season with the Silver and Black, Singler worked closely with the wide receivers and saw WR Davante Adams set a franchise record with 1,526 receiving yards, while his 14 receiving touchdowns ranked as the most in the NFL and tied for second-most in a single season in franchise history. Singler also helped WR Mack Hollins to career highs with 57 receptions, 690 receiving yards and four touchdowns.

Prior to joining Las Vegas, Singler spent four seasons at Duke, serving as a football analyst working primarily with the offense for three seasons (2018-20) before being elevated to offensive quality control coordinator in 2021.

Last season, Singler helped coach RB Mateo Durant to first team All-ACC honors after rushing for 1,233 yards and nine touchdowns. Under the guidance of Singler, Durant finished first in the ACC in rushing attempts (256), second in rushing yards (1,233), second in rushing yards per game (102.8) and seventh in rushing touchdowns (nine).

In 2020, Singler mentored Durant and RB Deon Jackson who both surpassed the 600-yard rushing mark on the ground, finishing with 817 and 682 yards, respectively. Durant led the team with four 100-yard rushing games and ranked seventh in the ACC in rushing yards (817) and fourth in rushing yards per attempt (6.8).

In 2019, Singler worked with Jackson who led the team with 641 rushing yards and ranked ninth in the ACC with 172 rushing attempts. Singler saw Jackson earn second team All-ACC honors in 2018 after leading the Blue Devils in rushing yards (847) and rushing touchdowns (seven).

Prior to Duke, Singler served two seasons (2016-17) as the offensive quality control coach at his alma mater Oregon State. In 2017, Singler helped RB Ryan Nall finish with a team-high 810 rushing yards and eight rushing touchdowns. Nall was named a Pac-12 honorable mention in 2016 after ranking sixth in the Pac-12 in rushing yards (951), sixth in rushing yards per attempt (6.5) and third in rushing touchdowns (13).

PERSONAL: A native of Medford, Ore., Singler played wide receiver at Oregon State and helped the Beavers to bowl games in 2009 (Las Vegas Bowl), 2011 (Alamo Bowl) and 2013 (Hawaii Bowl) before graduating in 2014 with a degree in marketing...He and his wife, Janae, have one son, Easton.

COACHING BACKGROUND

Years	College/Pro Team	Position Coached
2016-17	Oregon State	Offensive Quality Control
2018-20	Duke	Football Analyst
2021	Duke	Offensive Quality Control Coordinator
2022-	Las Vegas Raiders	Offensive Quality Control



RICK SLATE

STRENGTH AND CONDITIONING ASSISTANT

6th Season in NFL

6th Season with Raiders

Rick Slate, who brings 35 years of strength and conditioning experience, enters his sixth season with the Silver and Black as a strength and conditioning assistant. He joined the Raiders after spending 25 seasons in Major League Baseball with the Florida Marlins, New York Mets and Atlanta Braves.

Working extensively with all position groups on the roster, Slate focuses include strength training and assistance in transitioning players back from injury into participation. He also helps manage performance data for the team's strength and conditioning staff.

In 2022, Slate worked with a group that helped produce five Pro Bowlers in WR Davante Adams, DE Maxx Crosby, RB Josh Jacobs, QB Derek Carr and P AJ Cole. He also assisted in the strength development of four undrafted free agents who made the final 53-man roster, tied for the most over the last 10 seasons by the Raiders and the most since 2019.

In 2021, Slate's work with the team helped the Silver and Black earn a 10-7 record, clinching their first postseason berth since 2016. Slate also saw the Raiders produce four first-time Pro Bowlers in P AJ Cole, DE Maxx Crosby, LB Denzel Perryman and WR Hunter Renfrow. Renfrow set career highs in catches (103), receiving yards (1,038) and touchdowns (nine), while Cole averaged a league- and career-high 50.0 yards per punt, a mark that ranks eighth all-time in NFL history. Additionally, Crosby and Perryman anchored a defensive unit that ranked sixth in the AFC with just 337.2 yards per game allowed.

Under Slate's training, QB Derek Carr put together one of his best seasons as a Raider. Carr set a career and franchise record with 4,804 yards and became the only quarterback in the NFL to rank in the top-five in passing yards (4,804) and completion percentage (68.4).

During his third season with the Raiders in 2020, Slate's guidance in the weight room helped the Raiders produce two Pro Bowlers in RB Josh Jacobs and TE Darren Waller, both earning the nod for the first time in their careers. Waller led the team in all major receiving categories, setting a new club record with 107 receptions and posting career highs in receiving yards (1,196) and touchdowns (nine), while Jacobs surpassed the 1,000-yard mark with 1,065 yards on the ground and set a career high with 12 touchdowns. Slate also saw Carr set personal bests in yards per attempt (7.9 avg.) and passer rating (101.4), while extending his streak of most seasons (three) in franchise history with at least 4,000 passing yards.

In 2019, Slate continued to help implement the team's strength and conditioning program while working with multiple position groups throughout the roster. Slate saw T Trent Brown and C Rodney Hudson earn Pro Bowl honors, while G Richie Incognito, FB Alec Ingold, Jacobs and Waller were named as alternates.

Slate helped guide the 2019 rookie class in their transition from college to the NFL, as Raiders rookies combined to lead the NFL in scrimmage touchdowns (17), sacks (14.5), yards after the catch (676), rushing yards (1,167), rushing touchdowns (seven) and rushing first downs (60) among their rookie peers. The Raiders rookies also ranked second in receptions (107) and receiving yards (1,112).

In 2018, Slate worked with TE Jared Cook as he earned his first Pro Bowl selection in 2018. Cook set career highs in receptions (68), receiving yards (896) and touchdowns (six) and tallied four 100-yard contests on the season. Slate also helped train Hudson and G/T Kelechi Osemele in 2018, who were named Pro Bowl alternates.

With Slate's guidance in the weight room, Carr started in all 16 contests for the third time in his career and finished the season with 4,049 yards on 381-of-553 passing (68.9 percent), 19 touchdowns against 10 interceptions for a passer rating of 93.9. In his fifth season in the league, Carr's completions, completion percentage, yards and yards per attempt (7.3 avg.) all marked then-career highs.

Prior to entering the NFL, Slate was with the Braves organization from 2011-17 serving as the team's director of strength and conditioning. Slate initially joined Atlanta in 2011 and served as the Braves' minor league strength and conditioning coordinator before being promoted in 2012.

In Atlanta, Slate oversaw all aspects of the Braves' strength and conditioning program throughout all levels of the organization. Under his program, the Braves reached the postseason in back-to-back seasons from 2012-13 and saw the team capture the NL East title in 2013.

From 2003-10, Slate was with the Mets for eight seasons as New York's strength and conditioning coordinator. Slate helped the club win the NL East title in 2006, their first division crown since 1988, and went on to reach the League Championship Series.

Slate began his professional career with the Marlins in 1992, one year prior to their inaugural season, as the team's minor league strength and conditioning coordinator. He was promoted in 1993 and served as Florida's strength and conditioning coordinator for nine years. During his tenure with the Marlins, Slate helped them win the 1997 World Series, becoming the first wild card team ever to win the World Series.

Before entering professional baseball, Slate spent six years at Florida State as an assistant strength and conditioning coach from 1987-92. During his time at Florida State, he helped the football program record six consecutive seasons with 10 or more wins, while earning six bowl wins and one ACC championship. He also helped his collegiate teams make it to the Sweet 16 in basketball and the College World Series in baseball while at Florida State.

PERSONAL: Attended Florida State earning a bachelor's degree in sports management and a master's certificate in athletic administration... Certified Strength and Conditioning Coach and Registered Strength and Conditioning Specialist through the National Strength and Conditioning Association... Holds numerous other certifications including CrossFit Level 1, SFG Kettlebell Instructor Level 1 and 2, USAW Club Coach Level 1, USFTF Level 1, FMS Level 1 and CPR... A member of the 2019 NFL Combine and Senior Bowl staff as well as the 2020 NFL Combine staff... Earned the NSCA - Strength and Conditioning Coach and CSCS®E Award.

COACHING BACKGROUND		
Years	College/Pro Team	Position Coached
1987-92	Florida State	Assistant Strength and Conditioning
1992	Florida Marlins	Minor League Strength and Conditioning Coordinator
1993-2001	Florida Marlins	Strength and Conditioning Coordinator
2003-10	New York Mets	Strength and Conditioning Coordinator
2011-12	Atlanta Braves	Minor League Strength and Conditioning Coordinator
2012-17	Atlanta Braves	Director of Strength and Conditioning
2018-19	Oakland Raiders	Strength and Conditioning Assistant
2020-	Las Vegas Raiders	Strength and Conditioning Assistant



DERIUS SWINTON II

ASSISTANT SPECIAL TEAMS

13th Season in NFL

1st Season with Raiders

Derius Swinton II enters his first season with the Las Vegas Raiders as the assistant special teams coach, his 13th season in the NFL coaching ranks.

Swinton joins the Raiders after serving as the special teams coordinator of the Los Angeles Chargers for the 2021 season. His new position in Las Vegas completes his AFC West career tour as Swinton has now held coaching positions for all four teams in the division beginning with the Chiefs in 2012, the Broncos in 2013-14, the Chargers in 2021 and now the Raiders in 2023.

In his lone season with the Chargers, he led a special teams unit that made significant improvement from 2020 to 2021 in the kicking and return game. Under Swinton, LA improved from 29th in the league in field goal percentage (72.7) to ninth in 2021 (88.9 percent), in large part to the mid-season acquisition of K Dustin Hopkins, who made 18-of-20 (90.0 percent) field goals after joining the Chargers in Week 8. In the kickoff return game, Swinton helped improve the Chargers from the 15th best average in the NFL in 2020 (22.0) to the fourth best average in the NFL in 2021 (25.0), led by the mid-season acquisition of Andre Roberts, who averaged 32.8 yards per kick return after joining the Chargers in Week 8, the second best mark in the league.

Swinton also spent a short stint of his career on the offensive side of the ball in 2018, serving as an offensive assistant with the Detroit Lions before returning to the special teams ranks with the Cardinals in 2020 as the assistant special teams coach, helping the team improve to the fifth best kickoff coverage in the NFL in 2020 (19.5 opp. avg.).

Swinton served as assistant special teams coach with the Chicago Bears for two seasons (2015, 17), highlighted by the Bears punt return unit posting the third-best average in the NFL in 2017 (10.5 avg.) and K Robbie Gould making a league-best seven field goals from 50+ yards in 2015.

Between his two seasons in Chicago, Swinton got his first opportunity as a special teams coordinator with the San Francisco 49ers in 2016. During his time in the Bay Area, he helped improve the 49ers kickoff coverage from the 25th fewest average return yards allowed to the fifth fewest return yards allowed in the NFL.

Swinton began his NFL coaching career with the St. Louis Rams in 2009, where he served as a special teams quality control coach from 2009-11 before coaching in the same role with the Chiefs in 2012.

After his lone season with the Chiefs in 2012, Swinton spent two seasons with the Denver Broncos (2013-14) as an assistant special teams coach, helping K Matt Prater to a Pro Bowl selection and second-team All-Pro honors after making 96.2 percent of his field goal attempts (2nd in the NFL), including an NFL-record 64-yard field goal.

PERSONAL: A native of Newport News, Va., Swinton began his coaching career after graduating from Hampton University in Hampton, Virginia, where he was a two-sport athlete, doubling as a star in the secondary and key contributor on the basketball team. After graduation, he took a defensive graduate assistant position at the University of Tennessee, where he helped safety Eric Berry earn All-America honors as a sophomore and second-team All-Southeastern Conference recognition as a freshman. In his second season with the Volunteers in 2008, Tennessee ranked third in the nation in total defense.

COACHING BACKGROUND

Years	College/Pro Team	Position Coached
2007-08	University of Tennessee	Defensive Graduate Assistant
2009-11	St. Louis Rams	Special Teams Quality Control
2012	Kansas City Chiefs	Special Teams Quality Control
2013-14	Denver Broncos	Assistant Special Teams
2015	Chicago Bears	Assistant Special Teams
2016	San Francisco 49ers	Special Teams Coordinator
2017	Chicago Bears	Assistant Special Teams
2018	Detroit Lions	Offensive Assistant
2020	Arizona Cardinals	Assistant Special Teams
2021	Los Angeles Chargers	Special Teams Coordinator
2023	Las Vegas Raiders	Assistant Special Teams



SCOTT TURNER

PASS GAME COORDINATOR

12th Season in NFL

1st Season with Raiders

Turner enters his first season with the Raiders as the team's pass game coordinator, bringing with him 11 years of NFL coaching experience.

Turner spent the previous three seasons (2020-22) as the offensive coordinator with the Washington Commanders. In 2021, Turner led an offense that produced a 1,000-yard rusher and receiver and ranked sixth in the NFC in rushing yards per game (121.2). WR Terry McLaurin recorded 1,000 receiving yards in each of his three seasons under Turner.

Prior to Washington, Turner served as the quarterbacks coach with the Carolina Panthers from 2018-19, as well as interim offensive coordinator in 2019. In his first season with Carolina, the offense finished 10th in the league in net yards (373.3), the second-highest season average in club history.

From 2014-16, Turner served as quarterbacks coach with the Minnesota Vikings. Under Turner's guidance, QB Teddy Bridgewater was named to the Pro Bowl in his second season in 2015 and recorded the eighth-best completion percentage (64.6 percent) and the 17th-highest passer rating (85.2) by a rookie in NFL history in 2014.

In his lone season as the Cleveland Browns wide receivers coach in 2013, Turner helped WR Josh Gordon to become the first Browns player in history to lead the NFL in receiving yards (1,646) and the 17th-best single-season receiving mark in NFL history.

Turner entered the NFL coaching ranks as an offensive quality control coach for the Panthers from 2011-12. The Panthers recorded two of the top four seasons in franchise history in terms of net yards, setting the all-time mark with 389.8 yards per game in 2011 and 360.7 in 2012. Turner helped coach QB Cam Newton, who was named NFL Offensive Rookie of the Year in 2011.

Prior to Turner's first stint in Carolina, he spent three seasons at the University of Pittsburgh (2008-10), two as an offensive assistant and the last as wide receivers coach. Turner made his coaching debut in 2005 as a graduate assistant at Oregon State.

A three-year letterman at UNLV from 2002-04, Turner served as a reserve quarterback for the Rebels before earning his degree in psychology in 2005.

PERSONAL: A native of Oakton, Va. . . . He is the son of former NFL Coach Norv Turner . . . The two previously coached together in Carolina, Minnesota, and Cleveland. . . . He and his wife, Robyn, have two children – a son, Harry (9) and a daughter, Rose (7).

COACHING BACKGROUND

Years	College/Pro Team	Position Coached
2005	Oregon State	Graduate Assistant
2008-10	Pitt	Offensive Assistant
2011-12	Carolina Panthers	Offensive Quality Control
2013	Cleveland Browns	Wide Receivers
2014-16	Minnesota Vikings	Quarterbacks
2017	Michigan	Offensive Analyst
2018-19	Carolina Panthers	Quarterbacks/ Interim Offensive Coordinator
2020-22	Washington Commanders	Offensive Coordinator
2023	Las Vegas Raiders	Pass Game Coordinator



FRED WALKER

OFFENSIVE ASSISTANT

2nd Season in NFL

2nd Season with Raiders

Fred Walker enters his second season with the Raiders as an offensive assistant.

In 2022, Walker helped an offense that ranked No. 5 in the NFL in scoring percentage, scoring on 73-of-172 of the team's offensive possessions, a mark that ranked fifth in the league and was the second highest for a Raiders offense since 2001. He also saw quarterback Derek Carr complete 305-of-502 passes for 3,522 yards and 24 touchdowns and be named to his fourth Pro Bowl.

Prior to entering the NFL coaching ranks, Walker spent 11 seasons coaching at the college level.

In 2021, Walker served as the quarterbacks coach at Massachusetts after one year coaching wide receivers for Murray State in 2020.

Walker served as an offensive assistant at Duke from 2018-19, where he worked primarily with the quarterbacks. Under Walker's guidance, QB Daniel Jones was a two-time team Most Valuable Player with the Blue Devils and finished his final season completing 237-of-392 passes (60 percent) for 22 touchdowns and nine interceptions, while rushing for 319 yards and three TDs.

During the 2017 season, Walker served as wide receivers coach at Tennessee Tech, where he helped WR Dontez Byrd earn All-OVC first team honors after setting new school records for receptions (78) and receiving yards (1,003), while ranking 10th nationally for receptions per game (7.1) and 18th in receiving yards per game (91.2).

Walker spent two seasons as a graduate assistant at Troy University from 2015-16. In 2016, he helped QB Brandon Silvers and RB Jordan Chunn earn first team All-Sun Belt honors.

While in his assistantship with Mississippi State, Walker helped coach the Bulldogs' wide receivers from 2011-2012 before working primarily with the quarterbacks from 2013-2015. During his tenure, he guided QB Dak Prescott, who set school records for rushing yards by a quarterback (986), total offense (4,435), total touchdowns (41), completion percentage (.62), passing yards (3,449), 200-yard passing games (12) and passing touchdowns (27) in 2014.

Among his other duties at Mississippi State, he helped break down opponent film and develop scouting reports, was the offensive signal caller during games, and helped build the offensive playbook.

PERSONAL: A native of Canton, Miss., Walker graduated from Mississippi State in 2014 with a degree in kinesiology... He earned a graduate degree in criminal justice from Troy in 2016... He is married to his wife, Jamie.

COACHING BACKGROUND

Years	College/Pro Team	Position Coached
2011-14	Mississippi State	Student Assistant
2015-16	Troy University	Graduate Assistant/ Offensive Analyst
2017	Tennessee Tech	Wide Receivers
2018-19	Duke	Offensive Assistant
2020	Murray State	Wide Receivers
2021	University of Massachusetts	Quarterbacks
2022-	Las Vegas Raiders	Offensive Assistant

FOOTBALL ADMINISTRATION





CHAMP KELLY

ASSISTANT GENERAL MANAGER

2nd Season with Raiders

Anthony "Champ" Kelly is in his second season as the Assistant General Manager of the Las Vegas Raiders. In his current role, Kelly assists in developing and implementing the team's short- and long-term strategic plan, including player evaluations, player procurement, football systems, staff and scout development, maximizing salary cap and draft choice allocations, as well as operational budgeting.

Prior to joining the Raiders, Kelly spent seven seasons with the Chicago Bears (2015-21) and eight seasons with the Denver Broncos (2007-14). In his NFL career, his teams have won five division titles, one conference championship, appeared in Super Bowl XLVIII, and to date, players have earned a combined 58 Pro Bowl nominations and six Hall of Fame enshrinements.

Preceding his NFL career, Kelly served as both the General Manager and wide receivers coach for the Lexington Horsemen of the United Indoor Football (UIF) league.

A native of Campbellton, Florida, Kelly graduated from the University of Kentucky with a bachelor's degree in computer science and master's degree in business administration. A four-year letterwinner as a wide receiver and defensive back for the Wildcats from 1998-2001, Kelly was a part of two bowl teams. Kelly continued his playing career in the UIF and was a two-time first-team All-Star on defense. He was also UIF Man of the Year in 2006 recognizing his leadership both on and off the field.

In addition to Kelly's work in football, he has also served as a software/quality engineer for a Fortune 100 company, IBM.

Kelly and his wife, Stephanie, have three daughters, Claire, Chloe and Caroline. The Kelly family is active in the community and founded a non-profit corporation, Heart Power, which has hosted youth programs in Florida, Kentucky, Alabama, Colorado, and Illinois.



JULIA AYRES

FOOTBALL ADMINISTRATION ANALYST

2nd Season with Raiders

Julia Ayres enters her second season with the Raiders as the Football Administration Analyst. She was hired by the Raiders after graduating in May of 2022 with a Bachelor of Science from Bryant University.

Prior to her time with the Silver and Black, Julia was an honors student with a major in actuarial mathematics, a concentration in sports studies, and a minor in finance. While at Bryant, Julia served as a Research Assistant in the Actuarial Math Department and was an All-Conference long-distance runner for Bryant's cross country and track teams.

A native of Collegeville, Pa., she is the daughter of Dan and Kathy Ayres, and has a younger brother, Christopher.



JOHN BARNETT

DIRECTOR OF SCOUTING ADMINISTRATION &
ASSISTANT TO THE GENERAL MANAGER

2nd Season with Raiders

John Barnett enters his second season as Director of Scouting Administration and Assistant to the General Manager for the Las Vegas Raiders after 11 seasons in administration at the collegiate level. He spent the previous six seasons as Director of Football Operations, with stints at Louisiana Tech, Southern Miss, and Eastern Kentucky University. His responsibilities included overseeing all day-to-day operations of the football program, coordinating team travel logistics, and serving as a liaison with campus departments and the community. Prior to working at the collegiate level, he served as an assistant football coach at Blacksburg (Va.) High School and Camden (N.J.) Catholic High School, his alma mater.

A native of Merchantville, N.J., Barnett earned a bachelor's degree in human development from Virginia Tech in 2011 and a master's degree in sport management from Southern Miss in 2012. He is the son of Gregory and Tami Barnett, and has one brother, Steven.



CALVIN BRANCH

AREA SCOUT

25th Season with Raiders

Calvin Branch enters his 25th season with the Raiders and his 20th as a college scout. Prior to his time as a college scout, he played defensive back for the Silver and Black from 1997-2000, with additional stints in 2002 and 2005, after joining the organization as the team's sixth-round draft pick in 1997.

A native of Houston, Branch graduated from Colorado State with a bachelor's degree in business marketing. He played running back for the Rams where he was first-team all-conference and Blue/Gray All Star game MVP as a senior. Branch's brother Colin also played in the NFL and was a fourth-round pick of the Carolina Panthers in 2003. Branch has a son, Caden.



JORDAN BROWN

PLAYER PERSONNEL ASSISTANT

1st Season with Raiders

Jordan Brown enters his first season as a Player Personnel Assistant for the Las Vegas Raiders. He previously served as an operations intern with the Indianapolis Colts, a Player Personnel Assistant at Miami University (OH), a Scouting Apprentice with the Los Angeles Rams and the Assistant Director of Scouting at West Virginia University. His responsibilities included day-to-day operations, player evaluations, opponent scouting/advances and management of the transfer portal. Jordan was also a scouting department member of the Los Angeles Rams Super Bowl LVI team.

A native of St. Louis, Mo. Jordan earned a bachelor's degree in exercise science with a focus in sport management from Truman State University in 2018. He is the son of Anthony and Pamela Brown, and has one older brother, Anthony Brown Jr. Jordan's fiancée's name is Alexia Creamer.




KYLE CABALLERO

AREA SCOUT

9th Season with Raiders

Kyle Caballero enters his ninth season with the Raiders and his sixth season as Midwest area scout. He served as an in-house scout from 2015-17 after signing with the Raiders as an undrafted free agent quarterback back in 2012. Between his stints with the Silver and Black, Caballero worked for a cognitive sports training startup and played quarterback in the Austrian Football League for the Prague Black Panthers.

A native of Gilbert, Ariz., Caballero graduated from Brown University with a bachelor's degree in business economics and played quarterback for the Bears. Caballero's mother, Stephanie Caballero-Gray, raised him and his two sisters (Ashley and Courtney) on a dairy farm. Stephanie lives in Arizona with Kyle's stepfather, Charlie Gray. Caballero currently resides in Phoenix with his wife Chelsea and their two children: daughter Blake and son Grady.



BEN CHESTER

PRO SCOUT
10th Season with Raiders

Ben Chester enters his 10th season with the Raiders as a Pro Scout after originally joining the organization in 2014. In his current role, Chester assists the player personnel department in various areas: evaluating both professional and college players, advance scouting of upcoming opponents, directing in-season tryouts, assisting in setting the free agency board, and attending college pro days. Prior to his time with the Silver and Black, Chester was a defensive graduate assistant for the UW-Stevens Point football team and a football operations assistant/pro liaison at UW-Oshkosh.

A native of Green Bay, Wisc., Chester graduated from UW-Green Bay with a degree in business administration and received his master's degree from UW-Stevens Point in Education. He was a member of the Ripon College football team before having a few stints as a quarterback in the Indoor Football League. Chester resides in Las Vegas with his wife, Amy.



DAVID CHRISTOFF

DIRECTOR OF FOOTBALL ANALYTICS
9th Season with Raiders

David Christoff enters his ninth season with the Raiders and his fifth as Director of Football Analytics, having been promoted to his current post in 2019. Christoff, who served as the Raiders' Director of Player Analytics from 2017-18, originally joined the organization as a Player Personnel Analyst in 2015.

Prior to his time with the Silver and Black, Christoff built a player tracking system for football and developed new metrics to evaluate team performance in pass protection. He also served as a research analyst at the MIT Sloan School of Management.

A native of Dallas, Texas, Christoff graduated from MIT with a bachelor's degree in mechanical engineering, focus in applied math and fluid dynamics, and also played defensive tackle for the Engineers. Christoff's father, Carl, is a native of Massillon, Ohio and played football at Massillon Washington High School, alma mater of the legendary Paul Brown. His sister, Caroline, is an assistant professor of philosophy at Muskingum University.



DUJUAN DANIELS

SENIOR NATIONAL SCOUT
5th Season with Raiders

Dujuan Daniels enters his fifth season with the Raiders after serving the previous 13 seasons in the New England Patriots' personnel department. He served two years as the Raiders' Assistant Director of Player Personnel before moving into his current role.

Daniels spent six seasons as a national scout for New England. He joined the Patriots in 2006 as a scouting assistant before being promoted and serving five seasons as an area scout. During his time in New England, the Patriots won 12 AFC East Division titles, advanced to six AFC Championship Games and claimed three Super Bowl championships (XLIX, LI and LIII). He attended the NFL Symposium for General Manager and Head Coaching candidates at the University of Pennsylvania's Wharton School of Management in 2014 as well as the Fritz Pollard Association General Manager Symposium in 2019. He participated in the NFL's inaugural Ozzie Newsome General Manager Forum in 2021.

Prior to joining the Patriots, Daniels served as the offensive coordinator at Cathedral High School in Indianapolis. (2004-05) and was the wide receivers coach at Graceland University in Lamon, Iowa (2003). Daniels was a four-year letterman at Boston College, where he was a wide receiver and kick returner. The Indianapolis native went to four bowl games with the Eagles, was a two-time selection to the Big East All-Academic Team and was named the Boston College Male Scholar Athlete of the Year in both 1999 and 2000. He also received the Boston College Football Coaches Leadership Award in 2000.

He attended Bishop Chatard High School in Indianapolis, where he was a member of the Division 3A state championship football team in 1997 while earning Indiana's Mr. Football award. Daniels earned a bachelor's degree in communications and a master's degree in higher education administration from Boston College. He was inducted into the Indiana Football Hall of Fame in 2019.

Daniels and his wife, Natalie, have sons Kingston and Rocky Madden and a daughter (the late Oakley Rose.)



TOM DELANEY

SENIOR VICE PRESIDENT -
DIRECTOR OF FOOTBALL ADMINISTRATION
24th Season with Raiders

Tom Delaney enters his 24th year with the Raiders and the fifth in his present capacity. He served the previous seven seasons as Director of Football Administration, having been named to that post in 2012. Delaney is responsible for negotiating player contracts and managing the salary cap. He also maintains the team's compliance with NFL and Management Council regulations.

He is a member of the NFL Management Council's Club Services Committee, which has developed new technology and systems for player contract reporting, salary cap management and information management.

A native of Pleasanton, Calif., Delaney holds a math degree from UC Davis and worked in asset management as a financial analyst prior to joining the Raiders. His wife's name is Evelyn.



ANDY DENGLER

SENIOR NATIONAL SCOUT
2nd Season with Raiders

Andy Dengler enters his second season with the Raiders as a Senior National Scout. Previously, he was with the Jacksonville Jaguars for 23 years from 1998-2021, handling various roles including area scout, national scout, college director and assistant director of player personnel. He started in scouting 1995-1998, as an area scout with National Football Scouting. Prior to scouting, he coached college football at both St. Joseph's College 1992-1995 (OL-OC) and 1990-1992 Tiffin University (OL). He was a graduate assistant at Bowling Green State University, and prior to that was a high school teacher and coach for two years.

A native of Circleville, Ohio, Dengler earned a Master of Education degree from Bowling Green State University and undergraduate Bachelor of Arts from Heidelberg College. He is married with two daughters.



BRAD GOLDSBERRY

DIRECTOR OF FOOTBALL SYSTEMS
2nd Season with Raiders

Brad Goldsberry enters his second season with the Raiders as Director of Football Systems. Prior to his time with the Silver and Black, Goldsberry served as the Director of Football Research/Analytics for the Chicago Bears, working primarily with the scouting department and coaching staff.

A native of Elizabeth, Colo., Goldsberry graduated from MIT with a bachelor's degree in computer science and engineering and played wide receiver for the Engineers. Outside of football, Goldsberry is involved with the Greenhouse Scholars program and the Big Brothers Big Sisters program.



RYAN GRAVEL

AREA SCOUT

3rd Season with Raiders

Ryan Gravel enters his first season as an area scout after two seasons as a Player Personnel Assistant. Prior to his time with the Silver and Black, Gravel worked in recruiting at Wake Forest University as a player personnel assistant, where he led the offensive recruiting efforts. He also served as director of recruiting at Eastern Kentucky University and Yale University, where he oversaw all recruiting-related activities. Gravel previously served as wide receivers coach at John Carroll University and Ave Maria University.

A native of Swampscott, Mass., Gravel graduated Magna Cum Laude from Florida Gulf Coast University with a bachelor's degree in business management. The son of Michael Gravel and Donna Witham, he is the youngest of four children with a sister, Jamie, and two brothers, Corey and Josh.



MATT HAND

AREA SCOUT

5th Season with Raiders

Matt Hand enters his 18th NFL season and fifth as a Raiders Area Scout. He is responsible for the West Region after previously having covered the Midlands and East Coast regions in his previous seasons.

Prior to his time with the Silver and Black, Hand worked as the director of player personnel for the AAF's Salt Lake Stallions in 2018-2019. He was the Buffalo Bills' west region area scout from 2011-17, mid-south/ midlands region area scout from 2010-11, BLESTO scout Atlantic/mid-south region from 2007-10, college scouting administrator from 2005-07 and training camp operations Intern in 2004. He was a graduate assistant at Southern Mississippi from 2004-05 and a scouting assistant at Southern Miss from 2002-04.

A native of Chelsea, Mich., Hand graduated from University of Southern Mississippi with a master's degree in science, while also earning his bachelor's degree in science. Hand also holds an associate degree in arts from Grand Rapids C.C. He resides in Arizona.



JORDON HEIN

PRO SCOUT

2nd Season with Raiders

Jordon Hein enters his second season with the Raiders and his first year as a pro scout. Prior to his time with the Silver and Black, Hein was with the New England Patriots where he spent four total seasons, three as a scouting assistant and one as a pro scout. He was a part of the 2018 team that won Super Bowl LIII in Atlanta.

A native of Scottsdale, Ariz., Hein graduated from California State University-Bakersfield in 2015 with a bachelor's degree in psychology. He was a member of the baseball team where he started and played all four years in centerfield for the Roadrunners and was a captain of the 2015 team that won the WAC Championship and participated in the UCLA Regional. After his playing career, he was inducted into the Golden Circle Student Athlete Hall of Fame. Hein graduated from Chaparral High School in Scottsdale, Ariz., in 2011.




SHAUN HEROCK

SENIOR PERSONNEL ADVISOR
9th Season with Raiders

Shaun Herock enters his second season as Senior Personnel Advisor in his return to the Silver and Black. In his first stint with the Raiders, he served seven seasons in the player personnel department (2012-18). He was the college scouting director and assumed the post of interim General Manager in 2018.

Herock spent the previous three seasons with the Cleveland Browns as a senior personnel advisor and national scout. Prior to his first stint with the Raiders, he served 19 years with the Green Bay Packers, including 11 as the team's assistant director of college scouting. Herock, who embarks on his 30th overall year in scouting, became a full-time scout for the Packers in 1994. A former Raiders ball boy, he began his NFL career with the Atlanta Falcons from 1989-92 before joining the Packers initially as a summer intern in the scouting department.

Herock was a four-year letterman at the University of Richmond, playing center and tackle during his collegiate career. Shaun's father, Ken, played, coached, and scouted for the Raiders and enjoyed a long NFL career in personnel, including a significant role in helping to build the Raiders' Super Bowl XI championship team. Herock resides in Georgia with his wife Mia. The couple has three children, Shaun Jr, Anthony, and Christopher.



JOHN HILL

AREA SCOUT
5th Season with Raiders

John Hill enters his fifth season with the Raiders and his first as a Southeast Area Scout. He previously served as a pro scout from 2019-21 and as West Coast Area Scout in 2022. Prior to his time with the Silver and Black, Hill spent three seasons with the Philadelphia Eagles (2016-19) as a scouting assistant and pro scouting coordinator.

A native of Bloomfield Hills, Mich., Hill graduated from Princeton University with a bachelor's degree in politics and economics. He also played cornerback for the Tigers and was an All-Ivy League sprinter on the track and field team. Hill and his wife, Taylor, currently reside in Atlanta.



DWAYNE JOSEPH

DIRECTOR OF PRO PERSONNEL
5th Season with Raiders

Dwayne Joseph enters his fifth season with the Raiders as Director of Pro Personnel. Joseph came to the Silver and Black after spending four seasons as the Philadelphia Eagles' Director of Pro Scouting. He participated in the inaugural NFL Ozzie Newsome General Manager Forum in 2021 and the NFL Front Office Accelerator in 2022.

With the Eagles, Joseph coordinated all aspects of the pro scouting department, including preparation for the free agency signing period, advance scouting of upcoming opponents, management of the NFL waiver wire and evaluation of all players in the NFL and other professional football leagues. He was on staff with the Eagles' Super Bowl LII Championship team.

Prior to joining Philadelphia, Joseph served three years in the Chicago Bears' front office. From 2013-14, Joseph served as the Bears' associate director of pro personnel after originally joining the club as its assistant director of pro scouting in 2012. Prior to his most recent stint with Chicago, Joseph was a pro scout for the Miami Dolphins from 2004-06 and 2008-2011. He was the Dolphins assistant director of pro personnel in 2007.

Joseph began his post-playing career in 1998 as the Chicago Bears coordinator of player programs. After serving in that role from 1998-2001, Joseph was promoted to director of player development and worked in that capacity until he left to pursue a scouting career with the Dolphins in 2004.

During the 2015 offseason, Joseph represented the Bears at the NFL Career Development Symposium for coaches and front office personnel. In 2005, he attended the NFL-Stanford Program on behalf of the Dolphins and, in the 2007 offseason, he participated in the NFL Football Operations Personnel Symposium.

A four-year letterman at Syracuse, Joseph signed with the Bears in 1994 as an undrafted free agent cornerback and went on to appear in 16 career games for the Bears, making one start and recording 42 tackles and an interception. Joseph earned a bachelor's degree in human development at Syracuse and also earned a master's degree in education leadership from DePaul University. A native of Miami, Joseph is married and has two sons.




KEITH KIDD

DIRECTOR OF SCOUT DEVELOPMENT

2nd Season with Raiders

Keith Kidd enters his second season with the Raiders as the Director of Scout Development and his 21st season in the NFL. Prior to his time with the Silver and Black, he served as a scouting consultant for the New England Patriots during the 2021 season. He was an independent consultant and worked as director of football relations in the fall of 2013-16 at Eastern Kentucky University. Kidd worked 18 years in the NFL with four teams — the Arizona Cardinals (1991-99), Cleveland Browns (1999-2002), New England Patriots (2002-05, 2021) and Denver Broncos (2009-13). He was director of pro personnel with the Broncos for four seasons. As assistant director of pro personnel with the Patriots from 2002-04, Kidd helped the club to back-to-back Super Bowl wins during the 2003 and 2004 seasons. Kidd was part of the Browns' re-entry into the NFL in 1999 as their director of pro personnel and worked in that capacity through the 2001 season. Before joining the Browns, Kidd spent eight years with the Arizona Cardinals' scouting department from 1991-99. In addition, Kidd spent three seasons as an NFL analyst for ESPN's scouting organization, Scouts Inc. Kidd began his career as a graduate assistant at Eastern Kentucky University from 1987-1988. Additionally, Kidd spent 1989-91 as a graduate assistant at Arizona State University.

Born in Richmond, Ky., Kidd is a graduate of Eastern Kentucky University with a master's degree in sports administration and a bachelor's degree in physical education. His father, Roy Kidd, spent 39 seasons as the head coach for ECU from 1964-2002 and was inducted into the College Football Hall of Fame in 2003, as the sixth-most winningest college football coach. Keith and his wife, Laura, have one son, Kody, who's a graduate of John Carroll University where he played four years of college football.



WALT KING

COORDINATOR, PLAYER PERSONNEL
RESEARCH AND STRATEGY

5th Season with Raiders

Walt King enters his fifth season with the Raiders and his first as Coordinator, Player Personnel Research and Strategy. He spent the previous four seasons in Football Research & Development after three seasons with the Los Angeles Angels. In his current role, King coordinates, conducts, and implements player personnel research into roster construction strategy and decision-making and provides insights and cross-checks on existing scouting processes. He is responsible for the development and implementation of player tracking metrics and predictive player evaluation models and has served as both a judge and mentor for the Big Data Bowl.

A native of Berea, Ohio, King earned a bachelor's degree in economics from Ohio State in 2016. He presented undergraduate research at the 2016 M.I.T. Sloan Sports Analytics Conference. He is the son of Matt and Amy and he and his wife, Kyah, live in Henderson, Nev., with their pets Hank and Peggy.



CURTIS KNOX II

AREA SCOUT

3rd Season with Raiders

Curtis Knox II enters his first season as an Area Scout with the Raiders after two seasons as a Player Personnel Assistant. Prior to his time with the Silver and Black, Curtis spent three years (2019-21) as a scouting assistant for the NFL Combine and National Football Scouting (NFS). He has also worked in player personnel for the Indianapolis Colts (2017) and Ohio State University (2018). Prior to working in football, Curtis worked in the front office for the WNBA Dallas Wings during their inaugural and sophomore seasons.

A native of Lake Como, Texas, Curtis played collegiately at Sam Houston State and graduated from Texas Tech University. Curtis graduated from All Saints Episcopal School in west Fort Worth, Texas, where he was a part of a state championship team in 2008. Curtis has 6 Siblings, Calvin, Curtyce, Constance, Faith, Jordan, and Tawny. His sister Curtyce Knox played collegiate Basketball at Texas A&M University. Curtis has one daughter, Kimis Nicole (3).



ADAM MAXIE

PRO SCOUT

5th Season with Raiders

Adam Maxie enters his fifth season with the Raiders and third as a Pro Scout. He served as a pro scout from 2020-2021 after originally joining the organization as an assistant pro scout in 2019. Prior to his time with the Silver and Black, Maxie was a scouting intern for the Minnesota Vikings in 2018.

Born in Metairie, La., Maxie graduated from Coastal Carolina with an interdisciplinary studies degree, while also playing defensive back. He played defensive back at Kent State from 2012-14 before transferring to Coastal Carolina in 2015. Following his collegiate career, Maxie earned a tryout with the Buffalo Bills in 2017. Adam's father, Brett, played 13 seasons in the NFL, coached secondary for 16 seasons in the NFL and most recently coached at Colorado. He has three siblings, two sisters, Maya, 27, and Olivia, 26, and his brother Brett, 30, is an area scout for the Dallas Cowboys.



LENNY MCGILL

SENIOR NATIONAL SCOUT

2nd Season with Raiders

Lenny McGill enters his second season as Senior National Scout with the Raiders after spending the prior seven seasons (2015-2021) with the Miami Dolphins as their West Coast scout. Prior to that he spent six seasons (2009-14) with the Denver Broncos. McGill scouted the Southwest region for the Broncos in 2014 after spending his first five years with the team as assistant director of college scouting. His scouting efforts helped Denver capture four consecutive AFC West division titles from 2011-14 with a young nucleus of talent that played major roles for the club. The Broncos went on to win the AFC Championship game in 2013 and play in Super Bowl XLVIII.

McGill joined the Broncos after nine years (2000-08) as a college scout for the Green Bay Packers following the conclusion of his five-year NFL playing career. As a college scout with the Packers, McGill was responsible for scouting the Central Plains region. Hired by Green Bay in 2000, he was part of five playoff berths and four division titles.

Prior to his scouting career, McGill played cornerback in the NFL for Green Bay (1994-95), Atlanta (1996-97) and Carolina (1998). McGill played at Arizona State University from 1990-93 and was a two-year starter for the Sun Devils. He also lettered for three seasons on the Sun Devils' track and field team. As a senior in high school, he had the top triple jump in the nation at 51'2".

McGill is a graduate of Arizona State with a bachelor's degree in criminal justice. Born in Long Beach, Calif., McGill is single with no kids.



JALUN MORRIS

PLAYER PERSONNEL ASSISTANT

2nd Season with Raiders

Jalun Morris is entering his second season as a Player Personnel Assistant for the Las Vegas Raiders after six years in recruiting at the collegiate level. Before he joined the Silver and Black, he spent two years at the University of Alabama-Birmingham as the Assistant Director of Recruiting. His responsibilities included helping to oversee the management of the recruiting board, assisting with visits, and breaking down POA tapes for high school prospects. Prior to that, he spent one year as a scouting intern with the Seattle Seahawks, where he performed daily transaction duties to keep all NFL team roster boards updated and evaluated players from other leagues (AAF, CFL, AFL). Prior to his time in Seattle, he spent the previous three seasons as a Recruiting Specialist at the University of Alabama in Tuscaloosa. His duties included breaking down and building POA tapes for high school prospects and helping to manage and provide hospitality to prospects on official and unofficial visits.

A native of Fairfield, Ala., Morris earned a bachelor's degree in marketing and a master's degree in sports management from the University of Alabama. He is the son of Michelle and Richard Morris.




DARYL NELSON

DIRECTOR OF TEAM GROWTH AND DEVELOPMENT

1st Season with Raiders

Daryl Nelson enters his first season as Director of Team Growth and Development for the Las Vegas Raiders. Prior to joining the Raiders, Daryl was a part of the New England Patriots organization. In his tenure, he held the positions of Director of Organizational Development (2021-22), Associate Athletic Trainer (2020-21), and Assistant Athletic Trainer (2016-2020). Daryl also spent two seasons at the University of Louisville as an Assistant Athletic Trainer for the football team. In his current role, Daryl oversees and supports the personal and professional development programming for players, coaches, and support staff. These areas include staff development, spiritual wellness, player engagement, mental skills, and behavioral health.

A native of Peoria, Ariz., Daryl earned a bachelor's degree in athletic training from Texas Christian University in 2011 and a master's degree in allied health management from The Ohio State University in 2013. Daryl is a certified athletic trainer who has a passion for engaging with the community through volunteering and mentoring aspiring young professionals. He is the son of Gary and Stephanie Nelson, and has one sister, Candice.



NICK PAPAGNO

PLAYER PERSONNEL ASSISTANT

3rd Season with Raiders

Nick Papagno enters his third season with the Raiders and his second as a Player Personnel Assistant. He originally joined the organization in 2021 as a training camp scouting intern. Prior to joining the Raiders, Papagno spent the 2020 season with Georgia Tech as an offensive intern working with tight ends. In addition, he spent the previous four seasons working with Temple University in various roles with the football program including recruiting, football operations, and as an offensive student assistant working with quarterbacks.

A native of Farmingdale, N.Y., Papagno graduated from Temple University with a bachelor's degree in sport and recreation management with a concentration in governance and policy.



GREG REUVENI

PERSONNEL COORDINATOR

9th Season with Raiders

Greg Reuveni enters his second season as Personnel Coordinator for the Raiders after spending the previous three years as a scouting assistant. Prior to joining the player personnel department, Reuveni was a coaching assistant working with the defensive backs, while also serving in a video role for the Silver and Black.

A native of Danville, Calif., Reuveni graduated from Arizona State University with a bachelor's degree in business communication.



BRANDON YEARGAN

DIRECTOR OF COLLEGE SCOUTING
2nd Season with Raiders

Brandon Yeargan enters his second season with the Raiders as the Director of College Scouting. He spent the previous nine seasons with the New England Patriots and was a part of three Super Bowl-winning teams. He originally joined the Patriots as a scouting assistant in April 2013. Yeargan spent five seasons as an area scout and the last three seasons as a national scout. Prior to New England, he spent 2011 and 2012 at the University of North Carolina, earning his master's degree in sport administration. In 2011, he worked for the football staff as a recruiting intern. In 2012, he served as a recruiting graduate assistant, in addition to working with the offensive coaching staff in various roles.

A native of Charlotte, N.C., Yeargan graduated from Davidson College with a bachelor's degree in sociology. Yeargan was a three-year letterman as a Linebacker. He and his wife, Stephanie, were married in the 2017 off-season. Yeargan and his wife have one daughter, Haley.



FREDDY ACEVES

MANAGER, FOOTBALL INFORMATION TECHNOLOGY
1st Season with Raiders

Freddy Aceves enters his first full season as Manager of Football Information Technology with the Raiders. Prior to his current position, Aceves served as Senior Systems Administrator for the Silver and Black. He joined the Raiders after working in information technology capacities throughout Silicon Valley.

A Bay Area native, Aceves attended City College of San Francisco. He currently resides in Las Vegas.



JADE CAPRISTO

MEDIA RELATIONS COORDINATOR
2nd Season with Raiders

Jade Capristo enters her second season as Media Relations Coordinator with the Raiders. She started her public relations career as a gameday staffer for the Silver and Black media relations department while the team was in Oakland in 2018 and went on to work for several professional sports teams in the greater Los Angeles Area including the Los Angeles Angels, Los Angeles Dodgers, Los Angeles Chargers and Los Angeles Kings before rejoining the Raiders in a full-time capacity in 2022.

Capristo was born in New York City and raised in Huntington Beach, Calif. She attended San Francisco State University and earned her bachelor's degree in sports communications and broadcast journalism. She currently resides in Las Vegas.



RON CONNOLLY

DIRECTOR OF SECURITY

4th Season with Raiders

Ron Connolly is entering his fourth season with the Las Vegas Raiders and his second as Director of Security. Before assuming his current role, he served as a member of the security travel team. Connolly originally joined the Raiders in 2020 for the inaugural season in Las Vegas. In his current position, he assists with managing the day-to-day security of the training facility and oversight of security at Allegiant Stadium. Additionally, he performs the security advance and coordination responsibilities for all team travel during the football season.

Connolly is originally from New York and served as a Detective with the New York City Police Department for 20 years. In 2011, he retired and relocated to Las Vegas. Before joining the Raiders, he managed corporate security and conducted corporate investigations for a fortune 500 gaming company. Ron currently resides in Las Vegas with his wife Kim and their two sons, Karrison and Ryan.



CHRIS CORTEZ

HEAD ATHLETIC TRAINER

16th Season with Raiders

Chris Cortez is entering his fourth year as Head Athletic Trainer for the Las Vegas Raiders and his 16th season with the organization. He spent the previous 12 years as assistant athletic trainer with the Silver and Black. He supervises the evaluation and care of injuries as well as rehabilitation and treatment of all players. He started his professional career in 2007 with the Raiders after graduating from Oklahoma State University. He served on the Professional Football Athletic Trainers' Society (PFATS) executive committee from 2017-2019 as AFC Assistant Athletic Trainer representative. In 2020, he was awarded with the PFATS Tim Davey Assistant Athletic Trainer Award, which recognizes exceptional dedication to the profession.

Originally from San Antonio, Texas, Cortez graduated from Texas State University with a degree in exercise and sports science and earned his master's degree in health and human performance from Oklahoma State University in 2007. Chris and his wife Desiree have three children Rachael, Loralei and Remy.



DREW GRANT

PHYSICAL THERAPIST/ATHLETIC TRAINER

6th Season with Raiders

Drew Grant enters his sixth year as Physical Therapist and Athletic Trainer for the Raiders. He assists with the evaluation and care of athletes, including short-term and long-term rehabilitation of injuries. Grant is a licensed Athletic Trainer and Physical Therapist, as well as a Board-Certified Sports Physical Therapist (SCS) and a Certified Strength and Conditioning Specialist (CSCS).

Grant started his career with the Raiders in 2018. Prior to joining the Silver and Black, he spent one season with the Pittsburgh Steelers as a part of a sports physical therapy residency through the University of Pittsburgh Medical Center (UPMC). Grant also provided rehabilitation for athletes at Carnegie Mellon University as well as the general population during his time at UPMC.

A native of Allen Park, Mich., Grant received his Doctor of Physical Therapy degree from Duke University in 2016 and a Bachelor of Science degree in athletic training from Alma College in 2013. He currently resides in Las Vegas with his wife, Katie.



DEREK HAITHCOCK

MANAGER OF TEAM TRAVEL AND LOGISTICS
12th Season with Raiders

Derek Haithcock returns to the Raiders in 2023, entering his first season as the teams' Manager of Team Travel and Logistics. In 2022, Haithcock served as Assistant to the Head Coach with the Denver Broncos. He joined the Broncos after three years at Cal, serving as the Golden Bears' Director of Recruiting Operations from 2019-21. He worked in numerous football operations roles with the Silver and Black from 2008-18, beginning his career as an intern before serving as the Assistant to the Head Coach.

A native of Apex, N.C., Haithcock attended the University of North Carolina-Greensboro, graduating with a bachelor's degree in business management. Haithcock and his wife, Cristina, have three children: Reign, Dean and Carolina.



DEAVANTE HALL

EQUIPMENT SPECIALIST
8th Season with Raiders

Deavante Hall enters his eighth season with the Raiders after joining the team in 2016 as an intern on the equipment staff. He assists in managing practice and locker room setup for games, outfitting players with the proper equipment, ordering and maintaining equipment and apparel for the team. Prior to joining the Raiders, he was a student equipment manager for the University of Arizona football team for three years.

Born and raised in San Jose, Calif., Deavante graduated from the University of Arizona with a bachelor's degree in general studies, sports and society.



TIM HARKINS

PHYSICIAN ASSISTANT/ATHLETIC TRAINER
4th Season with Raiders

Tim Harkins is entering his fourth season with the Las Vegas Raiders as Physician Assistant/Athletic Trainer. He got his start with the Raiders in 2011 as a summer training camp athletic training intern. In his dual role as PA/ATC, Tim works to help players, coaches and staff members with all medical needs.

Harkins was born and raised in Alameda, Calif. He attended Loyola Marymount University where he received a bachelor's degree in athletic training. He later received his master's degree in physician assistant studies from Marshall B. Ketchum University. Harkins currently resides in Henderson, Nev., with his wife, Patti, newborn baby girl, Lilah, and dog, Koloa.



JOE HARRINGTON

DIRECTOR OF VIDEO OPERATIONS
6th Season with Raiders

Joe Harrington enters his sixth season with the Raiders, having joined the Silver and Black prior to the 2018 season. Harrington manages the entirety of the team's technology needs, directing video and digital support for Raiders' practices, games, meetings and team functions.

Harrington came to the Raiders after serving 27 years at the University of Tennessee as the Vols' sports technology coordinator. At Tennessee, he designed and implemented state of the art technology in the Anderson Training Center and the College Sports Video Association named him the SEC Video Coordinator of the Year four times (1997, 1998, 2003 and 2016). He was named national Filmer of the Year in 2016.

A native of Camillus, N.Y., Harrington graduated from Tennessee in 1990 with a degree in communications. He and his wife, Tammy, have three children: Connor, Abigail and Hayden Jane.



JOSEPH HOOVEN

MEDIA RELATIONS COORDINATOR
2nd Season with Raiders

Joseph Hooven is entering his second season with the Las Vegas Raiders as Media Relations Coordinator and his fifth season in the NFL. In his current role, Hooven works closely with players and coaches to facilitate interview requests from local, national and internal media outlets. Hooven is also responsible for statistical research, analysis and writing for various publications produced by the department – including weekly game releases, game notes and media guides – to provide the media with accurate statistical information on the team.

Prior to joining the Raiders in 2022, Hooven worked on media relations staffs around the NFL, including two seasons with the New York Jets (2018, 2020) and one season with the Houston Texans (2019). He also spent one season in the NBA G League working for the New Orleans Pelicans organization as manager of basketball communications for the launch of the Birmingham Squadron in Birmingham, Ala., in 2021.

Hooven earned a bachelor's degree in public relations from Auburn University, where he also worked as a media relations assistant with Auburn Athletics from 2016-18. A native of Birmingham, Ala., Hooven currently resides in Las Vegas with his wife, Lauren.



ADAM JOHNSON

ASSISTANT EQUIPMENT MANAGER
18th Season with Raiders

Adam Johnson is entering his 18th season with the Las Vegas Raiders as an Assistant Equipment Manager. He oversees practice equipment logistics, quarterback ball preparation, staff, coaches, and players practice and game apparel. Additionally, he oversees all the clothing and headwear orders for the club. Before taking his current position, he spent four years teaching in Minden, Nev. He originally began working Napa Training Camp for the Raiders in 2006 while attending the University of Nevada and working as a student equipment manager.

As a native Nevadan, Johnson earned his bachelor's degree in education with an emphasis on secondary social studies from the University of Nevada-Reno. He currently lives in Henderson, Nev., with his wife Molly and two sons, Oliver (11) and Augustus (6). They spend their free time finding ways to be outside, travel and are often found on a baseball diamond.



TOM JONES

VICE PRESIDENT OF FOOTBALL OPERATIONS/
ASSISTANT TO THE HEAD COACH
25th Season with Raiders

Tom Jones is entering his 25th season with the Las Vegas Raiders and his second as Vice President of Football Operations/Assistant to the Head Coach. Before assuming his current role, Jones most recently served as the Director of Team Operations. He originally joined the Raiders in 1996 as an intern. In his current position, Jones works closely with Head Coach Josh McDaniels and General Manager Dave Ziegler. He manages several aspects of Coach McDaniels' agenda, including day-to-day football operations, scheduling, the football calendar, CBA compliance, the Bill Walsh Fellowship Program, and communication with players, coaches, and other departments.

A Bay Area native, Jones earned a bachelor's degree in political science and criminal justice from Chico State before moving on to the University of San Francisco to obtain a master's degree in sport management. Jones currently resides in Henderson, Nev., with his wife, Kelly, and two children, Jayden and Emma.



WILL KISS

SENIOR DIRECTOR - MEDIA RELATIONS
16th Season with Raiders

Will Kiss enters his 16th season with the Raiders and his 11th as head of the organization's communications and public relations department. He served as the assistant director of public relations/media relations from 2008-12. Kiss oversees and facilitates the execution of the team's media policy and overall communications strategy, while serving as the primary media contact for both football and business operations. He has managed communications efforts for six international games and has been invited by the NFL to serve on the league's public relations staff for two Super Bowls and six Pro Bowls. He currently serves on the Media and Public Relations Committee for Super Bowl LVIII in Las Vegas.

Prior to joining the Raiders, Kiss spent five years in collegiate athletics. He served as the assistant director of communications at the West Coast Conference and was a media relations assistant at Stanford, the nation's most successful Division I intercollegiate athletic program.

Kiss graduated from the University of San Francisco with both bachelor's and master's degrees. He volunteers with several San Francisco-based community organizations and initiatives. Kiss and his wife, Dr. Katie Kiss, have two children, Jeanette, a freshman at the University of Mississippi, and Owen.



DANIEL LEDER

MANAGER OF TEAM OPERATIONS
8th Season with Raiders

Daniel Leder is entering his eighth season with the Las Vegas Raiders and his second as the Manager of Team Operations. Leder started with the team as a training camp intern in 2012 and has served in a variety of roles in the football operations department since joining the organization in a full-time capacity in 2016. In his current role, Leder handles multiple aspects of day-to-day operations, including player communication, player information & onboarding, travel, team events, and playbooks. He also operates the StillShot picture-viewing system used by coaches on gameday.

Leder is a native of Jupiter, Fla., and graduated from the University of Miami in 2016 with bachelor's degrees in sport administration and finance. He currently resides in Henderson, Nev.



ZACHARY LONGENECKER

HEAD GROUNDSKEEPER
11th Season with Raiders

Zachary Longenecker enters his 11th season with the Raiders and his 10th as Head Groundskeeper. He served as the team's assistant groundskeeper from 2013-14. Prior to his time with the Silver and Black, Longenecker worked in groundskeeping for several organizations, including the NFL (Minnesota Vikings), Major League Baseball (Miami Marlins, St. Louis Cardinals and Oakland Athletics), Minor League Baseball (Reading Phillies) and NCAA Football (Penn State).

A native of Annville, Pa., Longenecker graduated with a bachelor's degree in turf science from Penn State University. Longenecker and his wife, Konstantina, have one son, Gianni.



JOHN MIRANDA

EQUIPMENT SPECIALIST
12th Season with Raiders

John Miranda, or "Johnny," is entering his 12th year in the Raiders organization and his 10th in the equipment department. Miranda started as an ambassador in the community relations/youth initiatives department in 2011. He also worked in premium seating in 2012 before joining the equipment staff in 2013. Miranda oversees the ordering, organizing, and overall fitting and maintenance of the players' helmets and shoulder pads. In addition, he works directly with the defense and special teams staffs to assist their day-to-day preparation, managing the setting up of drills, making sure that they have the correct equipment, and ensuring the Coach to Player Communications (C2P/Green Dots) are functioning correctly. Miranda also aids in the preparation of the footballs for the quarterbacks and specialists.

Miranda is originally from San Jose and attended San Jose State University. He graduated in 2012 with a bachelor's degree in communication studies and a minor in radio, television, and film. He currently lives with his girlfriend, Karissa, in Henderson.



DANNY MOLINA

ASSISTANT EQUIPMENT MANAGER
24th Season with Raiders

Danny Molina enters his 24th season with the Raiders, having served over two decades on the Silver and Black's equipment staff. Molina, who joined the Raiders in 2000, facilitates and manages equipment services for the team, coordinating daily practice itineraries and supervising practice preparation and presentation. He manages locker room set up and sideline logistics for all games, including the inventory, packing and management of essential football materials for road contests. Molina served as the Raiders' field manager from 2004-12, overseeing field operations for all football-related activities, and was an assistant equipment manager for the Frankfurt Galaxy of NFL Europe during the 2000 season.

A native of Oxnard, Calif., Molina lettered four years in basketball and graduated with a Bachelor of Arts degree in criminology and criminal justice from California Lutheran University. He was named Cal Lutheran's Student of the Year as a senior. Molina and his wife, Yume, have one son, La'ikū.




ANSLEY MOORE

COORDINATOR OF TEAM OPERATIONS
AND FAMILY AFFAIRS
3rd Season with Raiders

Ansley Moore enters her third season with the Raiders and her first as Coordinator of Team Operations & Family Affairs. In her current role, Ansley assists in the day-to-day operations of the team and support of the players. She also oversees the Football Family Program and involvement of players, coaches, and support staff families. Her career with the Raiders began as a Football Operations Assistant. Prior to joining the Raiders, she served as a Sports Agent Intern with a national NFL agency. She has served as an advocate for young women in professional football through her participation and leadership in the NFL Women's Careers in Football Forum for the last three years. In addition, she worked as a Football Operations Intern at the University of Colorado at Boulder.

A native of Atlanta, Moore earned a Bachelor of Science in Business Administration from Auburn University. While attending Auburn, she worked for the Tigers football team as a student manager for three seasons under Head Coach Gus Malzahn.



LEMAR MOSLEY

ATHLETIC TRAINER
4th Season with Raiders

Lemar Mosley is entering his fourth season with the Las Vegas Raiders as a member of the athletic training staff. He has diverse experience as an athletic trainer, previously working in the performing arts, collegiate, clinical, and NFL settings. In his current position, Mosley works within the medical staff to manage all aspects of performance health care.

A New Jersey native, Mosley earned a bachelor's degree in communications from Rutgers University, a bachelor's degree in health and exercise science from Rowan University, and a master's degree in health and human performance from California University of Pennsylvania. Mosley shares an interest of community involvement and has helped deliver educational events for students and clinicians to optimize administration of athlete medical care within the Las Vegas community.



JASON NEGUS

VIDEO ASSISTANT
6th Season with Raiders

Jason Negus is entering his sixth season with the Las Vegas Raiders. In his current position, Negus works with the team's coaches on various projects, filming of all practices and games, and managing the meeting rooms where coaches conduct study with players. Prior to joining the Raiders, Negus served on the video staff for the San Diego/Los Angeles Chargers for 18 seasons (1999-2017).

A San Diego native, Negus currently resides in Henderson, Nev., with his wife, Kandace, and two children, Preslee and Jett.



RICKY NG

PERFORMANCE NUTRITION DIRECTOR
5th Season with Raiders

Ricky Ng is entering his fifth season with the Las Vegas Raiders. Before assuming his current role, Ng worked in Canada as a service provider with the Edmonton Elks of the CFL and the NHL's Edmonton Oilers. Along with a team of three performance nutritionists, he manages players and coaches' nutrition servicing which encompasses: supplementation, culinary services, practice/game-day fueling.

Originally from Canada, Ricky earned a bachelor's degree in nutrition and food science before pursuing his International Olympics Committee diploma in sports nutrition.



BOB ROMANSKI

DIRECTOR OF EQUIPMENT OPERATIONS
52nd Season with Raiders

Bob Romanski enters his 52nd season with the Raiders, 43rd as a full-time employee. He has served as the Head Equipment Manager since 1995. He is responsible for overseeing, purchasing, and maintaining all football, player, coaching, and staff equipment needs. He also coordinates the transport of all team gear for training camp, home and away games.

Romanski grew up working Raider summer training camps as a kid for his father, Richard Romanski, who was the first Head Equipment Manager for the Raiders, until he took over the role. He was instrumental in the design of the Allegiant Stadium locker room, as well as player locker room and equipment sections of the Intermountain Healthcare Performance Center in Henderson.

Romanski was born in Milwaukee, Wisc., grew up in San Leandro, Calif., and currently lives in Henderson. He is happily married to his wife of 32 years, Cecilia. Together they have two children, son, Lucas, 29 and daughter, Abbey, 26.



CAMERON RUSSO

MEDIA RELATIONS MANAGER
8th Season with Raiders

Cameron Russo is entering his eighth year with the Las Vegas Raiders and his second as Media Relations Manager. He served as the Media Relations Coordinator in 2021 and the media relations assistant from 2018-20. Russo oversees the writing of all team publications, including the annual team media guide, manages the entire credentialing process for all media and football staff, and helps to facilitate player and coach interview requests.

Before assuming his current role in media relations, Russo joined the Silver and Black as a football operations intern in 2016. His professional experience also includes two years with the Golden State Warriors public relations staff, and he has been invited by the NFL to serve on the league's public relations staff for Super Bowls LIII and LIV.

A native of San Jose, Calif., Russo earned his bachelor's degree in business administration from Seattle University in 2015 and his master's degree in sport management from the University of San Francisco in 2017.



MONTELLE SANDERS

DIRECTOR OF PLAYER ENGAGEMENT

5th Season with Raiders

Montelle Sanders enters his fifth season as Director of Player Engagement for the Las Vegas Raiders. Sanders joined the Silver and Black in 2019 after serving in football operations and player development/engagement with the New York Jets from 2008-19.

In his current role, Sanders coordinates the Raiders' rookie development program and assists new players with making the transition to Las Vegas and the NFL. Among other duties, he communicates with Raiders players returning various team and league programs that are available, assists players in returning to school to finish their degrees or pursue graduate school, and with financial education and internship opportunities.

A native of Cleveland, Sanders earned a bachelor's degree at Jackson State University and received a master's degree from Slippery Rock University, where he was recently inducted into the school's Sport Management Hall of Fame. He resides in Henderson, Nev.



HENRY SCHNEIDER IV

MANAGER OF COACHING OPERATIONS

5th Season with Raiders

Henry Schneider IV enters his eighth NFL season and his fifth with the Las Vegas Raiders. He was named Manager of Coaching Operations in 2022 after one year as Football Operations Coordinator and two years as Football Operations Assistant. Schneider works directly with VP of Football Operations/Assistant to the Head Coach and assists with several aspects of Coach McDaniels' agenda, including day-to-day Football Operations, football calendar, NFL Combine & Owners Meetings logistics, Coaches Pro Day travel, the Bill Walsh Fellowship Program, all coaching administration needs, football liaison regarding all building events, and the NFL Gameday Technology liaison. Prior to joining the Raiders, Schneider spent two separate seasons with the Seattle Seahawks (2018 & 2016) and one season with the Miami Dolphins (2017).

Schneider earned his bachelor's degree in exercise science and his master's degree in sport management from the University of Alabama. He worked for four seasons (2012-2015) as a student manager for the Alabama Crimson Tide football program under the direction of Head Coach Nick Saban. The Crimson Tide won two National Championships, three SEC Championships, and made two appearances in the College Football Playoff during his tenure. He lettered in football, basketball, and golf at Dougherty Valley High School in San Ramon, Calif. Schneider is a native of the Dallas-Fort Worth area and currently resides in Henderson, Nev.



DEANGELO SHEARS

PLAYER ENGAGEMENT MANAGER

9th Season with Raiders

DeAngelo Shears is entering his ninth season with the Las Vegas Raiders and his first as Player Engagement Manager. Before assuming his current role, Shears served as the Player Engagement Coordinator for the Raiders. He originally joined the Raiders in 2015 as an operations intern. In his current position, Shears is responsible for professional development opportunities for the team's players. He also oversees the Injured Reserve (IR) Goal Setting Program and assists in developing the Raiders Rookie Academy curriculum.

Born and raised in Chicago, Shears earned his bachelor's degree in sports management and business administration from Howard University. He began studies to pursue a master's degree in business administration at Roosevelt University, which he completed at the University of Phoenix. Shears is a proud member of Kappa Alpha Psi Fraternity Incorporated and resides in Las Vegas.



ASHLEY SMITH

MEDIA RELATIONS ASSISTANT
4th Season with Raiders

Ashley Smith is entering her fourth season with the Las Vegas Raiders and second as the Media Relations Assistant. She originally joined the Raiders as a media relations gameday representative during the team's inaugural season in Las Vegas (2020.)

Smith was born in Los Angeles and raised in the Las Vegas Valley. She attended high school at Shadow Ridge where she earned a scholarship to play volleyball at the University of Kansas. In 2019, she graduated with a degree in communications with a minor in business. Smith currently lives in North Las Vegas, Nev., where her parents, Nathaniel and Zenith and two sisters, Alysha and Arianna also reside.



BOB STIRITI

VICE PRESIDENT OF SECURITY
8th Season with Raiders

Bob Stiriti enters his eighth season with the Raiders and his second as Vice President of Security after originally joining the organization as the Director of Team Security and serving in that role from 2016-22.

Prior to his time with the Silver and Black, Stiriti was a Federal Agent. His experience includes background with the Department of Homeland Security, Department of the Treasury, Homeland Security Investigations, Customs and Border Protection (CBP), U.S. Customs Service and the U.S. Secret Service. Competencies include managing and directing investigations of national security threats, smuggling violations, financial crimes, public corruption, commercial fraud, intellectual property rights, and executive protection.

A native of Boston, Stiriti graduated from Northeastern University with a bachelor's degree in criminal justice and a master's degree in business management from National Louis University. Bob has two sons, Anthony and Santino.



SCOTT TOUCHET

**DIRECTOR OF SPORTS MEDICINE ADMINISTRATION/
ATHLETIC TRAINER**
29th Season with Raiders

Scott Touchet enters his 29th season with the Raiders and his fourth as Director of Sports Medicine Administration/Athletic Trainer. He originally joined the organization in 1995 as an assistant athletic trainer after having served a year-long internship with the Dallas Cowboys in 1992. Touchet oversaw the planning and development for the athletic training department's facilities at both Allegiant Stadium and the Intermountain Healthcare Performance Center. In addition to treating and rehabilitating players, he oversees electronic medical records and worker's compensation for the Raiders. Touchet was the winner of the 2014 PFATS Assistant Athletic Trainer of the Year Award.

A native of Corpus Christi, Texas, Touchet graduated from the University of Arizona with a Master of Science in athletic training in 1995 and Lamar University with a Bachelor of Science in health education, with an emphasis in athletic training in 1993. Touchet and his wife Gloria have three children, Jordan (31), Katrice (29), and Wyatt (19).

FOOTBALL SUPPORT STAFF



GEORGE ATKINSON



JAKE BRUBAKER

Culinary/Nutrition



COLLIN DOEBLER

Fields




DR. CHAD HANSON

Team Orthopedic Physician




JEAN FAJARDO

Team Clinician



TREVOR HUNT

Athletic Training



McCADE LYNCH

Fields



LOGAN MACE

Fields




H. ROD MARTIN

Athletic Trainer Emeritus




DR. MICHAEL MIAO

Team Orthopedic Physician



SERGIO NUNEZ

Fields



DR. WILL ROSENBERG

Team Orthopedic Physician




OSCAR RUIZ

Athletic Training



DR. NAVDEEP SINGH

Medical Consultant



AVA TOAILOA

Security

BUSINESS ADMINISTRATION





JUSTIN L. CARLEY

SENIOR VICE PRESIDENT AND GENERAL COUNSEL

Justin Carley joined the Raiders as Senior Vice President and General Counsel in October 2022 to lead the legal and government relations teams, and plays a critical role in deal-making, contract negotiation, crisis and litigation management, and political and public relations. He also provides advice and counseling on football matters and business operations, including stadium and headquarter management, real estate development, construction, employment issues, sales and sponsorship relations, and event management.

Immediately before joining the Raiders, Carley was Senior Assistant General Counsel for the Howard Hughes Corporation with nationwide responsibilities. Prior to that, he started his legal career and spent 13 years practicing law at the law firm of Snell & Wilmer, in Las Vegas, Nevada. Carley has been immersed in the southern Nevada legal community, was voted a Top Southern Nevada Attorney for 9 consecutive years and a Mountain States Super Lawyer for 6 consecutive years. He is also Martindale-Hubbell A/V Rated Preeminent, was voted one of The Best Lawyers in America® for Commercial Litigation (2018-2019) and made Vegas Inc.'s 40 Under 40 list in 2018. In February 2023, Carley joined the Board of Directors of the Las Vegas Global Economic Alliance.

Carley was born and raised in Rhode Island, spent his first year at Hawaii Pacific University, and then completed his studies and graduated from Rhode Island College. In 2003, he relocated to Las Vegas for law school at the University of Nevada Las Vegas - William S. Boyd School of Law, which he graduated from in 2006. Justin is married to Anna Carley, and they have two dogs - Rosy and JJ.



MICHAEL CROME

SENIOR VICE PRESIDENT -
CHIEF FINANCIAL OFFICER

Michael Crome, in his third season as Senior Vice President, Chief Financial Officer for the Las Vegas Raiders, possesses over two decades of leadership experience in accounting, financial analysis and strategic planning, forecasting and business analytics. Prior to joining the Silver & Black, Crome was a partner at Sorelle Capital and was Vice President of Finance, Planning and Analysis at Pinnacle Entertainment, and Vice President, Finance, Budgeting and Planning at Caesars Entertainment. He started his career as a consultant for Accenture specializing in business strategy.

The Columbus, Ohio native received a bachelor's in accounting from the University of Akron and an MBA from the Darden School of Business at the University of Virginia. As a graduate student, he spent a semester in Hyderabad, India studying the dynamics of doing business in the world's fifth largest economy and most densely populated country.

Crome and his wife, Chaka, have one daughter, Brie. An avid runner, Crome completed the World Marathon Challenge in 2019, finishing seven full marathons in seven continents over seven days. Michael is a member of the Executive Committee of the Las Vegas Super Bowl Host Committee. He was appointed by the Governor to serve on the Nevada Economic Forum and serves on the board for Communities in Schools of Nevada, and on the Vegas Chamber Board of Directors. He also served as Chairman of the Board for Junior Achievement of Southern Nevada.



LARRY DELSEN

BOARD OF DIRECTORS

Larry Delsen has served as a member of the Raiders Board of Directors for the past nine years. He has been a trusted advisor to the Davis family for five decades. He is a Certified Public Accountant and most recently has been charged with overseeing the financial function of the Raiders organization as a working member of the organization's Board of Directors. He has extensive financial and business management experience. Delsen is also the CEO of the WNBA Las Vegas Aces and Managing Partner of Delsen & Company LLP.

Delsen graduated from Fairleigh Dickinson University with a bachelor's degree in business administration and accounting. He spent his early professional years servicing numerous Wall Street clients. He is currently a resident of Las Vegas. He also maintains a home in San Diego, California where he raised his three children with his wife of 45 years, Sherry.

Larry and Sherry's family are Marcy and her spouse Isaac, Matt and his wife Maryam and Scott and his wife Chelsea. They also have six grandchildren—Joey, Alyssa, Bennett, Landon, Layla and Merrick.



QIAVA MARTINEZ

SENIOR VICE PRESIDENT -
CHIEF SALES OFFICER

Qiava Martinez is in her 16th year with the Raiders. Prior to being named Senior Vice President – Chief Sales Officer, Martinez was Vice President of Premium Sales & Service for the Las Vegas Raiders. Martinez began her career with the Raiders in 2008 as an Inside Sales Ticket Representative, then was elevated to Director of Group Sales and Fundraising for three years. Shortly after, Martinez was promoted to the Director of Premium Seating and Service.

Prior to pursuing a career in the sports industry, Martinez was the publisher and owner of Culture Magazine, an outlet used by teenage writers to express their life experiences. Martinez was also the Executive Director for the non-profit Youth Achieving Destiny. Martinez earned her Bachelor of Arts in political science from the University of California, Berkeley. She also received a master's in business administration from the University of Phoenix, Bay Area Chapter. She sits on the following youth and sports focused boards, Teach For America Las Vegas Chapter, and the Icy Baby Foundation founded by her mother, Roxane and niece rap artist Saweetie.

Her father, Willie Harper played in the NFL for 13 years (11 with the San Francisco 49ers). Her brother Matthew Harper is the defensive backs coach for the 49ers. Her youngest brother, Josh Harper, was signed as an undrafted free agent by the Oakland Raiders in 2015. The Martinez family includes husband Jonathan and daughter Harper.



CHERYL NICHOLS

SENIOR VICE PRESIDENT -
ADMINISTRATION, FACILITIES AND OWNERSHIP

Cheryl Nichols is in her 48th season with the Raiders and ninth as Senior Vice President – Administration, Facilities and Ownership. Nichols oversees administration for the Las Vegas Raiders and helps direct the planning and execution of facility improvements, construction and maintenance at the team's headquarters and Intermountain Healthcare Performance Center as well as at Allegiant Stadium and The Raiderettes Studio. She is also instrumental in event planning and special projects for the Silver and Black.

Prior to joining the Raiders, Nichols owned her own interior design and construction company in the Bay Area. She has two children, Kimberlie and Mark.



BRAD PHINNEY

SENIOR VICE PRESIDENT -
CHIEF EXPERIENCE OFFICER

Brad Phinney, entering his 20th season with the Raiders, first as Chief Experience Officer, possesses two decades of experience with the Silver and Black, holding leadership positions that have included oversight of content and production. Hired first by Al Davis, Phinney has spent the past decade working closely with Mark Davis to shape the look and feel of the team's in-stadium presentation and video and broadcast programming across several platforms.

Prior to his role as Chief Experience Officer, Phinney held various positions within Silver and Black Productions, the production arm for the Raiders, including stints as an intern, producer, editor, director, and show caller for live events and in-stadium productions. More recently, Phinney had the opportunity to make many A/V scope-related decisions for the design-build of Allegiant Stadium and Intermountain Health Performance Center, including the build-out of two video control rooms, and the organization's broadcast studios, Cox Studios, located at the team's headquarters in Henderson, Nev. To date, Silver and Black Productions has earned 15 regional Emmy Awards.

Born and raised in the East Bay, Phinney earned his bachelor's degree in communication with a focus on sports management from the University of California, Santa Barbara. Phinney and his wife, Casey, have two sons, Graham, and Blake, and have now called Southern Nevada home for five years.



PRISCILLA ALMEIDA

VICE PRESIDENT, EVENTS

Priscilla Almeida is entering her sixth season with the Las Vegas Raiders and her second as Vice President, Events. Prior to assuming her current role, Priscilla most recently served as the Director of Event Operations. During her time with the Las Vegas Raiders, she has cultivated the department's growth from 13 events per year in 2018 to nearly 200 by 2022. Priscilla has previously held roles with the Portland Trail Blazers at the Rose Quarter, Custom Hotel at LAX, The NOVO, Crypto.com Arena, Walter Pyramid at CSULB, JazzReggae Festival at UCLA, and Pauley Pavilion at UCLA.

Priscilla is a graduate of UCLA with a bachelor's degree in international development studies and a minor in Spanish as well as CSULB with a master's degree in kinesiology, option: sport management. She is a member of the Las Vegas Super Bowl Host Committee – Events & Hospitality Sub-Committee, serves on the Executive Advisory Board for BizBash Sports, and is a member of Latinas in Power.



JAY CHESS

VICE PRESIDENT,
ALLEGIANSTADIUM TOURS AND GROUP SALES

Jay Chess is entering his 18th season with the Las Vegas Raiders and his fourth as Vice President of Allegiant Stadium Tours & Group Sales. Before assuming his current role, Chess most recently served as the VP of Ticket Sales & Service for five seasons, during which the club sold out each game of his tenure. He originally joined the Raiders in 2006 as a Ticket Sales Representative. In his current role, Chess oversaw the creation and development of the 12-time award winning Allegiant Stadium Tours attraction. He is responsible for managing the comprehensive guest experience, marketing, driving revenue growth, staffing, and the strategic development of the Allegiant Stadium Tour business.

A Bay Area native, Chess earned a bachelor's degree in business administration from Chico State University. He currently resides in Henderson, Nev., with his wife, Jen, and his son, JJ.



HEATHER DESANTO

VICE PRESIDENT, HUMAN RESOURCES

Heather DeSanto is entering her second season with the Las Vegas Raiders as Vice President, Human Resources. Prior to joining the Raiders, DeSanto spent 23 years as a progressive Human Resources leader in hospitality and gaming with her most recent role as the Senior Vice President, Human Resources for The Venetian Resort in Las Vegas. DeSanto lived abroad in Singapore for eight years where she last served as the Vice President, Human Resources for Marina Bay Sands, an integrated resort. In her current role, DeSanto drives organizational effectiveness through various Human Resources initiatives and supports management on all major initiatives impacting employees, while developing relevant Human Resources programs and strategies.

A Bay Area native, DeSanto was born and raised in Santa Cruz, Calif. She earned a bachelor's degree in business administration (management) from San Jose State University and, in 2015, attended an executive leadership program at the INSEAD Asia Campus in Singapore. DeSanto currently resides in Summerlin/Las Vegas, Nev., with her husband, Nick, and son, Chase. She enjoys traveling and wildlife/outdoor photography.



ADAM FELDMAN

VICE PRESIDENT, TICKET AND SALES OPERATIONS

Adam Feldman is entering his 21st season with the Las Vegas Raiders and first as Vice President, Ticket and Sales Operations. Before assuming his current role, Feldman most recently served as the Vice President of Stadium Management, Programming and Guest Experience. He originally joined the Raiders in 2002 as an intern. In his current position, Feldman leads the Ticket Operations team and strategizes with internal sales and service departments and external stadium partners to maximize revenue.

A Bay Area native, Feldman earned a bachelor's degree in finance from the University of Arizona. Feldman currently resides in Henderson, Nev., with his wife, Ryan, and two children, Kayla and Lucas.



CHRISTIAN 'X' HOWARD

VICE PRESIDENT, CORPORATE PARTNERSHIPS

Christian "X" Howard is entering his eighth season as the Vice President of Corporate Partnerships with the Raiders and is a 32-year sports management executive. Howard joined the Raiders in 2016 to spearhead the Corporate Partnership department's move to Las Vegas. Currently the Raiders hold a top-5 place in corporate partnerships with the NFL. Prior to the Raiders, Christian spent 25 years with the Los Angeles Clippers.

Christian earned a bachelor's degree in marketing and advertising at Arizona State University. He is an avid sportsman, who still plays competitive soccer and occasionally basketball. Christian and his wife, Traci, live in Green Valley and have 2 sons, Hunter and Brophy.



SHANNON JORDAN

VICE PRESIDENT, ALUMNI RELATIONS

Shannon Jordan is entering her fourth season with the Las Vegas Raiders and her 29th year in the sports and philanthropic community. Before assuming her current role, Shannon led the corporate partnerships client service department for the six-time World Champion Chicago Bulls, and subsequently served as Executive Director for Mike Ditka's two nonprofit organizations - Gridiron Greats Assistance Fund & After the Impact Fund. In her current role with the Raiders, Shannon is principally responsible for preserving and promoting the relationships between the Raiders organization and more than 950 Alumni and their families. Several aspects of her oversight include navigation of collectively bargained benefits and resources, programming for health and wellness, and oversight of alumni marketing and community programs.

A Chicago native, Shannon earned a bachelor's degree in communications and marketing with a broadcasting minor from Western Illinois University. Shannon currently resides in Henderson, Nev., with her husband of 25 years, Bryan and their 12-year-old pup, Cami.



JONATHAN MARTINEZ

VICE PRESIDENT,
REVENUE PLANNING AND ANALYTICS

Jonathan Martinez is entering his 18th season with the Las Vegas Raiders and is the Vice President, Revenue Planning & Analytics. He originally joined the Raiders in 2006 as an intern. In his current role, Martinez is responsible for data & analytics, consumer insights, research, international marketing, and digital products across the organization.

As a native of Baldwin Park, Calif., Martinez holds a bachelor's degree in communications from Saint Mary's College of California. Martinez is a member of the Hispanic Scholarship Foundation Advisory Council. Martinez currently resides in Henderson, Nev., with his wife Qiava and daughter Harper.



PIPER OVERSTREET-WHITE

VICE PRESIDENT, GOVERNMENT RELATIONS

Piper is entering her second season with the Las Vegas Raiders. As Vice President of Government Relations, Piper operates at the intersection of policy, sports, and economic development. She leads the club's legislative efforts at the local, state, and federal levels advancing initiatives that engage stakeholders around the organization's strategic business priorities.

Since her youth in Alaska and her 25 years here in Nevada, volunteering for the betterment of her community has always been a priority. She currently serves on the Board of Directors for Opportunity 180. She is an active member of the Las Vegas Chapter of Jack & Jill of America, Inc., having served as Program Director, Corresponding Secretary, and lead Teen Advisor. Piper is a member of the Palo Verde High School Organizing Team, the Urban Chamber of Commerce Government Affairs Committee, and a proud member of the Hampton University Alumni Association.

Piper is married to Jason White, and they have two children, Torrance and Taryn.



PANOS PAPPAS

VICE PRESIDENT, PREMIUM SALES AND SERVICE

Panos Pappas is entering his 19th season with the Las Vegas Raiders and his first as Vice President of Premium Sales and Service. Before assuming his current role, Pappas was the Director of Premium Service. He originally joined the Raiders in 2005 as public relations intern. In his current position, Pappas is responsible for overseeing the Premium Sales for all Raiders and third-party events at Allegiant Stadium, and the Season Ticket Member Service for all Raider homes games.

A native of Berkeley, Calif., Pappas earned a bachelor's degree in communications from UC Davis before moving on to the University of San Francisco to obtain a master's degree in sport management. Pappas currently resides in Henderson, Nev., with his wife, Andrea, and their daughter Maria.



MATTHEW PASCO

VICE PRESIDENT, TECHNOLOGY

Matt Pasco is entering his 21st season with the Raiders and his 10th as Vice President, Technology. Pasco assumed the role of head of the technology department in 2007 when he became Director of IT. He originally joined the Raiders as a technology consultant in 1999 before becoming a full-time staff member in 2002. In 2017, Pasco began work on Allegiant Stadium, heading up the technology design for the building which opened in 2020. Pasco also led technology design and build for the Intermountain Health Performance Center. Today, Matt oversees technical strategy and support for The Raiders and Allegiant Stadium.

A Bay Area native, Pasco served in the United States Marine Corps from 1993-1997. He currently resides in Henderson, Nev., with his wife, Amber, and two daughters, Hailey and Maddie.



ZAHIR RAHMAN

VICE PRESIDENT, DEPUTY GENERAL COUNSEL

Zahir Rahman is entering his fourth season with the Las Vegas Raiders and his first as Vice President, Deputy General Counsel. He previously served as the Vice President, Assistant General Counsel for three years. Zahir oversees and advises on day-to-day business operations for the team and Allegiant Stadium. Prior to joining the Raiders, Zahir was an associate in Covington & Burling's Corporate Sports Practice (2018-2020) and in Skadden, Arps, Slate, Meagher & Flom's Project Finance Group (2015-2018).

Zahir was born and raised in Baltimore. He received a bachelor's degree, summa cum laude in political science and government from Wake Forest University (2010) where he was named a finalist for the Rhodes Scholarship and was awarded a Fulbright Research Scholarship (Morocco). He received his JD, cum laude from the University of Pennsylvania Law School (2015). He currently lives in Henderson, Nev., with his wife Maggie and their three young children.



ERIN RAUHAUSER

VICE PRESIDENT, COMMUNITY RELATIONS

Erin Rauhauser is entering her 11th season with the Las Vegas Raiders and her seventh as Vice President, Community Relations. Since relocation to Las Vegas in 2020, the Raiders' community relations department has impacted over 100,000 community members and facilitated the donation of millions of dollars into the Las Vegas community through various programs.

Previously, Rauhauser served as the team's Director of Community Relations for two seasons. She was a Community Relations Coordinator for one year after joining the Silver and Black as a Community Relations and Player Engagement Intern in 2013. Prior to coming to the Raiders, she worked in the non-profit field with organizations that served the Bay Area, focusing on workforce development and food security.

A Southern California native, Rauhauser earned a bachelor's degree in history with a concentration in the Americas and Africa at UC Santa Cruz. She currently resides in Henderson, Nev., with her husband, Nate, and two children, Elliot and Barrett.



CHRISTOPHER SOTIROPULOS

VICE PRESIDENT, STADIUM OPERATIONS

Christopher Sotiropulos is entering his 17th season with the Las Vegas Raiders and second season as the Vice President of Stadium Operations. His previous role was Senior Director of Stadium Development and Operations. His tenure began with the Oakland Raiders as an intern in 2007 where he assisted ticketing, marketing, and merchandise before he started a full-time role in 2010.

In his current role, Sotiropulos oversees all aspects of stadium operations for the Raiders at Allegiant Stadium. In his day-to-day duties, he serves as a liaison with many agencies and departments to develop sustainability initiatives, maintain appropriate emergency preparedness plans, and manage capital projects that take place on a yearly basis, including the new construction of additional premium suites and exterior canopies to add shade and misting for employees and guests.

A Bay Area native and graduate of De La Salle High School, Sotiropulos earned his bachelor's degree in sport management from Syracuse University. Sotiropulos currently resides in Summerlin with his wife Jessica.



JEFFREY STILKEY

VICE PRESIDENT,
FINANCIAL PLANNING AND ANALYSIS

Jeffrey Stilkey is entering his second full season with the club having joined during the 2021 campaign. Reporting to CFO Michael Crome, he supports the leadership team and is responsible for budgeting, forecasting, financial reporting, data management/analysis, risk, due diligence and financial systems for the organization.

Prior to joining the club, Jeffrey worked in similar roles supporting c-suite and operational leaders in both the private and non-profit sectors across multiple industries. He grew up in the Cincinnati/Northern Kentucky Metro area and holds a bachelor's degree in finance from Northern Kentucky University. He currently resides in Henderson, Nev., with his wife, Jennifer, and three children.

BUSINESS SUPPORT STAFF



MICHAEL ACOSTA
Raider Image



ALEXIS AGUILAR
Raider Image



JORDAN AGUILAR
Football Development



LAUREN AGUILAR
Stadium Tours



MATT AGUIRRE
Photography



DOM ALBERTONI
Stadium Operations



JENNIE ALEXANDER
Finance



AOMORI ALLEN
Revenue Planning
and Analytics



MICHELE AMADOR
Information Technology



SHAN AMTHABHAI
Premium Hospitality
& Suite Service



EBERE ARUM
Community Relations



**FRANCISCO
ASCENCIO**
Premium Sales



SANDRA ASUNCION
Finance



MELISSA BACON
Corporate Partnerships



JUSTIN BARNES
Revenue Planning and
Analytics



MARLI BARTLETT
Football Development

BUSINESS SUPPORT STAFF



SHELDON BELL
Premium Sales



TISHA BELL
Premium Sales



TAHIRA BELLOT
Premium Service



CAMI BENNETT
Creative



JEFF BENNETT
Photography



JIBRI BLOUNT
Community Relations



THOMAS BOLD
Premium Service



RON BRADLEY
Raider Image



JESSICA BRADY
Stadium Operations



ANDREW BRASS
Creative



JASON BROWN
Raider Image



KENDRA BROWN
Human Resources



STEVEN BROWNING
Silver and Black Productions



**CAROLINE
BUFANO**
Creative



ISAIAH BURIST
Premium Hospitality
& Suite Service



SEAN BUSTOS
Human Resources


BUSINESS SUPPORT STAFF



SAMUEL BUZZAS
Ticket Operations



MARIA CABANDE
Raiderettes



STEVEN CAMACHO
Silver and Black Productions




PETE CARACCILO
Facilities



MARIA CARBAJAL
Premium Service



KASEY CARLSON
Digital



JASON CARREIRA
Facilities



JUSTIN CASSERLY
Game Day Entertainment



MARCUS CASTILLO
Event Operations



KYLEE CHANDLER
Premium Hospitality
& Suite Service



SHARENE CHEN
Human Resources



MICHAEL CLEMENS
Photography



BETHANY CORRADI
Stadium Tours



AUSTIN CRAFTON
Corporate Partnerships



CELIA DELGADO
Raider Image



LAURA DIEKEMA
Raider Image

BUSINESS SUPPORT STAFF



NICOLE DIMURO
Legal



RYAN DORSEY
Information Technology



**STEPHANNIE
DOTSON**
Human Resources



HOLLY DUCHARME
Administration



LUIS DUENAS
Information Technology



KARISSA DURAN
Event Operations



FAITH EDER
Finance



LEVI EDWARDS
Digital



SCOTT ERDMANN
Corporate Partnerships



MAY ESCOBAR
Finance



JESSICA FELTON
Raider Image



ANDREW FERRALL
Information Technology



**ANTHONY
FIGUEROA**
Facilities



REBECCA FINLAY
Creative



KATIE FLATH
Alumni Relations



KAREN FONTANA
Corporate Partnerships

BUSINESS SUPPORT STAFF



CARRIE FOUNTAIN
Stadium Tours



SAM FREED
Silver and Black Productions



JAMIE GARY
Corporate Partnerships



JULIE GATES
Finance



DANA GEARY
Corporate Partnerships



**BENJAMIN
GERWECK**
Finance



**SEBASTIAN
GOMEZ**
Premium Service




RYANN GONZALES
Premium Hospitality
& Suite Service



**KRISTINA
GOODCHILD**
Premium Service



RACHEL GOSSEN
Digital



DAVE GRIFFIN
Revenue Planning and
Analytics



**VICKIE
GUINDON**
Corporate Partnerships



MATT GUTIERREZ
Stadium Tours



JANAY HAGANS
Digital



**STEPHANIE
HARDY**
Raiderettes



MYLES HAYES
Football Development

BUSINESS SUPPORT STAFF



KELLY HEINLE
Game Day Entertainment



**KIMBERLY
HERNANDEZ-GARCIA**
Raider Image



**STEVEN
HERNANDEZ**
Raider Image



HUGO HERRERA
Facilities



**ANDREW
HUDGINS**
Stadium Operations



SHELBY HURD
Community Relations



**MICHAELA
JACKSON**
Silver and Black Productions



**BOUBAKAR
JALLOH**
Finance



CHLOE JANFAZA
Stadium Operations



MIKE JOHNSON JR.
Digital



JACKIE KAUFMAN
Raider Image



TAMIKA KELLY
Raider Image



TRISHA KIRK
Silver and Black Productions



JANELLE LACSON
Silver and Black Productions



JAIME LAFAZIA
Ticket Operations



**ANGELINA LA
FONTAINE**
Stadium Tours


BUSINESS SUPPORT STAFF



ANWAAR LACY
Premium Service



BEAU LAIL
Revenue Planning and
Analytics



EMILEE LEICHMAN
Corporate Partnerships



AMELIA LEMOS
Raider Image



BRIANNA LESTER
Premium Service



JACK LEVEY
Revenue Planning and
Analytics



**DEVON
LEWIS-BUCHANAN**
Human Resources



GARLAND LEWIS
Raider Image



TLYSSA LEYVA
Office Administration



ANGELA LITTLE
Stadium Tours



HOWIE LONG JR.
Premium Sales



BILLY LU
Revenue Planning and
Analytics



JUSTIN LUPO
Ticket Operations



TOM LYDON
Raider Image



DAWN LYNN
Finance



DAVID MACHUCA
Creative

BUSINESS SUPPORT STAFF



TROY MAHERAS
Event Operations



**ANTONETTE
MANABAT**
Silver and Black Productions



**ANGELIQUE
MARTIN-PARLEY**
Ambassadors



DUSTIN MARTIN
Stadium Tours



CRISTINA MCALOON
Raider Image



EDDIE MCGEE
Silver and Black Productions



TIPHONIE MCNIFF
Raiderettes



JOSEPH MENESES
Raider Image



**SHERRIE ANNE
MENOR**
Finance



DANIEL MEZA
Finance



JANAE MIRANDA
Premium Sales



**ADRIAN
MONTOYA**
Raider Image



BRUCE MORENO
Corporate Partnerships



MARLENE MORENO
Raider Image



**BRANDY
MOUSHEY**
Raider Image



ALEC MUNOZ
Raider Image

BUSINESS SUPPORT STAFF



WILLIAM NAFTALY
Stadium Tours



TED NAM
Premium Service



MARK NICHOLS
Facilities



TARYN NIEDERBERGER
Raider Image



TYLER NIGRO
Premium Sales



LOGAN NORTON
Digital



ERICA OLIVE
Raider Image



JAKE ORTALE
Premium Service



KAREN 'FUDGIE' OTTEN
Administration



MARCUS PADILLA
Silver and Black Productions



EDDIE PASKAL
Silver and Black Productions



LUCAS PAULE
Legal



SARAH PENKSA
Raider Image



BRITTANY PERRY
Photography



DEREK PERSON
Finance




CHRIS PIRET
Creative

BUSINESS SUPPORT STAFF



JOEL RAINS
Premium Service



DALLAS REDD
Raider Image



CALLIE REILLY
Alumni Relations



GAVIN RIVERA
Digital



ADAM ROCKETT
Revenue Planning and
Analytics



LEO ROGERS
Event Operations



LINDSEY SANDERS
Alumni Relations



EBEN SAWILCHIK
Game Day Entertainment



HOLLY SCARPINATO
Corporate Partnerships



JANIECE SCHARMANN
Revenue Planning and
Analytics



KEN SCHENGRUND
Revenue Planning and
Analytics



TRAVIS SCOTT
Finance



CESAR SERRANO
Premium Sales



CLYDE SERVELLON
Information Technology



CHRIS SHELBY
Raider Image



BEVERLY SHIELDS
Human Resources

BUSINESS SUPPORT STAFF



MILLER SIBLEY
Corporate Partnerships



SAMANTHA SIMS
Premium Service



JOHN SKLAVOS
Premium Sales



BREANNA SMITH
Finance



DIMAN STARRING
Event Operations



JANET STEELE
Raider Image



CAMERON STEVENS
Premium Hospitality
& Suite Service



MELISSA TAILES
Ambassadors



MIKE TAYLOR
Public Affairs



JOSEPH TESCONI
Raider Image



SHAWN TESTA
Information Technology



TAYLOR TUFANO
Corporate Partnerships



CASSIDY TURPIN
Community Relations



JAMES VEGA
Silver and Black Productions



NICOLE VENTA
Stadium Tours



DONA VERNER
Office Administration

BUSINESS SUPPORT STAFF



ANDREW VISCONTI
Raider Image



AMANDA WALTER
Revenue Planning and
Analytics



BRETT WERDER
Stadium Tours



JEREMY WHITE
Raider Image



PADEN WIGNESS
Silver and Black Productions



NAJJA WILLIAMS
Facilities



MAKANA WILLIS
Information Technology



EDDIE WILLINGHAM
Raider Image



AMANDA WILSON
Corporate Partnerships



CONNOR YOUNG
Silver and Black Productions



AMIR ZAFFA
Premium Hospitality
& Suite Service

VETERANS

AND PLAYERS WITH PRO EXPERIENCE





AMEER ABDULLAH

22

POSITION: Running Back
HT/WT: 5-9/203
ACQUIRED: UFA-'22 (Car.)
BORN: 6/13/93

NFL SEASON: 9
RAIDERS SEASON: 2
COLLEGE: Nebraska
HOMETOWN: Birmingham, Ala.

TRANSACTIONS: Selected by Detroit Lions in the second round (54th overall) of the 2015 NFL Draft, May 1, 2015...Waived by Lions, Nov. 6, 2018...Claimed via waivers by Minnesota Vikings, Nov. 7, 2018...Waived by Vikings, Aug. 31, 2021...Signed by Vikings to practice squad, Sept. 1, 2021...Released by Vikings Oct. 19, 2021...Signed by Carolina Panthers as a free agent, Oct. 23, 2021...Signed by Las Vegas Raiders as an unrestricted free agent, March 18, 2022.

CAREER: Versatile running back enters his ninth season in the NFL and second with the Raiders...In his first season with the Raiders, rushed four times for 20 yards while catching 25 passes for 211 yards and one TD...In 2021, played in 17 games with one start and totaled 51 carries for 166 yards and 38 receptions for 289 yards with one TD...In 2020, played in 16 games and finished the season with eight carries for 42 yards while totaling eight receptions for 58 yards and a career high two receiving TDs...Played in all 16 games in 2019 and finished the season with 23 carries for 115 yards, while adding 15 receptions for 88 yards and one TD...Played in 10 games in 2018, recording three receptions for 28 yards and one carry for one yard...In 2017, played in 14 games with 11 starts, totaling 165 carries for 552 yards and four TDs while adding 25 receptions for 162 yards and one TD...In 2016, played in two games and finished with 18 rushes for 101 yards and five receptions for 57 yards with one TD...Finished fifth in the NFL in all-purpose yardage with 1,857 total yards (597 rushing, 183 receiving, 1,077 kickoff) as a rookie in 2015...Career totals include 108 games played with 23 starts, 413 carries for 1,594 yards and six TDs in addition to 144 receptions for 1,076 yards and eight TDs...Has returned 142 career kickoffs for 3,487 yards.

AT A GLANCE

- Career totals include 108 games played with 23 starts, 413 carries for 1,594 yards and six TDs in addition to 144 receptions for 1,076 yards and eight TDs...Has returned 142 career kickoffs for 3,487 yards.
- In 2017, set career highs in rushing attempts (165) and rushing TDs (four), while finishing with 552 yards rushing and 162 yards receiving with one TD.
- Finished fifth in the NFL in all-purpose yardage with 1,857 total yards in 2015, ranking third amongst Lions rookies in franchise history.

2022: Played in all 17 games and totaled four rushes for 20 yards and 25 receptions for 211 yards with one TD...Added 26 kickoff returns for 543 yards...**(9/11) at LAC:** Saw action on offense and special teams...**(9/18) vs. Ari.:** Recorded a season-long 23-yard reception...**(9/25) at Ten:** Returned one kickoff for 23 yards...**(10/2) vs. Den.:** Returned one kickoff for 17 yards...**(10/10) at KC:** Returned one kickoff for 16 yards...**(10/23) vs. Hou.:** Hauled in two passes for seven yards (3.5 avg.) and added one kickoff return for 17 yards...Registered three tackles on special teams...**(10/30) at NO.:** Recorded four receptions for 28 yards (7.0 avg.)...Added one kickoff return for 20 yards and one special teams tackle...**(11/6) at Jac.:** Posted one reception for eight yards (8.0 avg.)...Totaled 21 yards on two kickoff returns...**(11/13) vs. Ind.:** Tied a season-high with four receptions and totaled 33 yards...Registered two tackles on special teams and returned three kickoffs for 86 yards (28.7 avg.)...**(11/20) at Den.:** Posted five yards on three receptions and returned three kickoffs for 69 yards...**(11/27) at Sea.:** Rushed for a season-high 16 yards on three carries (5.3 avg.) and recorded 39 yards on three receptions, including an 18-yard TD catch...Added three kickoff returns for 73 yards (24.3 avg.)...**(12/4) vs. LAC:** Rushed one time for four yards...**(12/8) at LAR:** Hauled in two passes for 17 yards and returned one kickoff for 15 yards...**(12/18) vs. NE:** Recorded two receptions for 14 yards...Added a season-high 111 yards on two kickoff returns (22.2 avg.)...**(12/24) at Pit.:** Posted two receptions for 27 yards (13.5 avg.)...Returned three kickoffs for 50 yards...**(11/23) vs. SF:** Saw action on offense and special teams...**(1/7/23) vs. KC:** Recorded one reception for 10 yards and one kickoff return for 25 yards.

2021 (WITH MIN. AND CAR.): Played in 17 games with one start between the Vikings and Panthers, totaling 51 carries for 166 yards and 38 receptions for 289 yards with one TD...Returned 29 kickoffs for 646 yards (22.3 avg.)...**(9/12) at Cin.:** Rushed one time for four yards...Added two receptions for 15 yards...**(9/26) vs. Sea.:** Rushed five times for 24 yards...**(10/31) at Atl.:** Carried the ball eight times for a season-high 31 yards...Hauled in three passes for 35 yards...**(11/7) vs. NE:** Recorded four receptions for 30 yards...**(11/14) at Ari.:** Recorded a season-high nine carries to go to 24 yards...Added four catches for 27 yards...**(12/12) vs. Atl.:** Rushed four times for 16 yards and caught two passes for 17 yards...**(12/19) at Buf.:** Caught four passes for 48 yards and one TD...Rushed four times for seven yards...**(12/22) at NO:** Rushed six times for 21 yards...Added four receptions for 31 yards...**(1/9/22) at TB:** Recorded a career-high nine receptions for 56 yards...Carried the ball seven times for 26 yards.

2020 (WITH MIN.): Played in 16 games and finished the season with eight carries for 42 yards and returned four kickoffs 107 yards while totaling eight receptions for 58 yards and a career high two receiving TDs...**(9/27) vs. Ten.:** Returned two kickoffs for 47 yards...**(10/11) at Sea.:** Returned two kickoffs for 37 yards, including a 20-yard return...**(10/18) vs. Atl.:** Rushed two times for seven yards and returned three kickoffs for 73 yards, including a 29-yard return...**(11/1) at GB:** Returned one kickoff nine yards...**(11/8) vs. Det.:** Scored a 22-yard receiving TD...**(12/6) vs. Jac.:** Rushed two times for 11 yards...**(12/13) at TB:** Recorded 11 yards on three carries and hauled in two passes for 10 yards...**(12/20) vs. Chi.:** Returned one kickoff for a season-long 30 yards...**(12/25) at NO:** Rushed for 13 yards on one carry...**(1/3/21) at Det.:** Scored second receiving TD of the season.

2019 (WITH MIN.): Played in all 16 games and finished the season with 23 carries for 115 yards, while adding 15 receptions for 88 yards and one TD...Recorded 13 kickoff returns for 325 yards (25.0 avg.)...**(9/8) vs. Atl.:** Finished with two carries for eight yards...**(9/22) vs. Oak.:** Returned one kickoff for 25 yards...**(10/6) at NYG:** Rushed three times for 24 yards and returned one kickoff for 33 yards...**(10/20) at Det.:** Posted the team's longest kick return of the season by going 38 yards on his second kick return of the game...**(11/3) at KC:** Caught a 16-yard touchdown pass from QB Kirk Cousins...**(12/15) at LAC:** Carried a season-high five times for 25 yards...**(12/23) vs. GB:** Recorded a season-high 27 rushing yards on four carries, while catching six passes for 31 yards...**Postseason: (1/5/20) at NO:** Rushed one time for nine yards...**(1/12/20) at SF:** Recorded five kickoff returns for 148 yards, the second-highest kickoff return yardage total of his career...Also caught one pass for seven yards.

2018 (WITH DET. AND MIN.): Played in 10 games between the Lions and Vikings... Appeared in three games for the Lions and returned four kickoffs for 107 yards (26.8 avg.), while adding two receptions for 18 yards and one rushing attempt for one yard... Served as the Vikings' primary kick returner for the final seven games of the season after joining the team on Nov. 7... Returned 10 kickoffs for 258 yards (25.8 avg.) and added two receptions for 18 yards... (10/7) vs. GB: Returned one kickoff for 30 yards... (10/21) at Mia.: Rushed one time for one yard... (10/28) vs. Sea.: Returned three kickoffs for 77 yards (25.7 avg.). (11/18) at Chi.: Made his Vikings debut and recorded one catch for 10 yards... Also returned two kickoffs for 57 yards... (12/2) at NE: Returned two kickoffs for 61 yards... (12/10) at Sea.: Returned three kickoffs for 64 yards (21.3 avg.)... (12/23) at Det.: Had two kickoff returns for 52 yards.

2017 (WITH DET.): Played in 14 games with 11 starts, totaling 165 carries for 552 yards and four TDs... Added 25 receptions for 162 yards and one TD... Returned eight kickoffs for 179 yards (22.4 avg.)... Set career highs in rushing attempts (165) and rushing TDs (four)... (9/10) vs. Ari.: Carried the ball 15 times for 30 yards... Also caught three passes for 11 yards... (9/18) at NYG: Rushed 17 times for 86 yards (5.1 avg.)... (9/24) vs. Atl.: Totaled 14 carries for 47 yards and three receptions for 39 yards... (10/1) at Min.: Rushed for a career-high 94 yards and one TD on 20 attempts... (10/8) vs. Car.: Rushed 10 times for 31 yards and added one catch for three yards... (10/15) at NO: Rushed 14 times for 54 yards... (10/29) vs. Pit.: Rushed 11 times for 27 yards... Hauled in three passes for 11 yards... (11/6) at GB: Carried the ball a career-high 21 times and finished with 48 yards and one TD... Added one reception for nine yards... (11/12) vs. Cle.: Recorded 11 carries for 52 yards and one TD... Had one reception for three yards... (11/19) at Chi.: Rushed 11 times for 22 yards... Hauled in two passes for 13 yards with one TD... (11/23) vs. Min.: Recorded three catches for 29 yards... Rushed six times for 14 yards... (12/24) at Cin.: Rushed six times for 21 yards and made one catch for five yards... (12/31) vs. GB: Carried the ball eight times for 18 yards while recording one catch for 11 yards.

2016 (WITH DET.): Played in two games and finished with 18 rushes for 101 yards (5.6 avg.)... Added five receptions for 57 yards (11.4 avg.) with one TD... Was placed on the Reserve/Injured List with a foot injury on Sep. 21... (9/11) at Ind.: Carried the ball 12 times for a team-high 63 yards... Also hauled in five passes receptions for 57 yards and one TD... (9/18) vs. Ten.: Rushed six times for 38 yards before leaving the game in the second quarter due to injury.

2015 (WITH DET.): Played in 16 games with nine starts and totaled 143 carries for 597 yards (4.2 avg.) with two TDs... Added 25 receptions for 183 yards (7.3 avg.) and one TD... Returned 37 kickoffs for 1,077 yards (29.1 avg.)... Finished fifth in the NFL in all-purpose yardage with 1,857 total yards (597 rushing, 183 receiving, 1,077 kickoff)... Among all rookies in Lions history, his 1,857 all-purpose yards rank third all-time... (9/13) at SD: Totaled 199 all-purpose yards (50 rushing, 44 receiving and 105 kick return yards)... (9/20) at Min.: Rushed six times for nine yards... Also hauled in one pass for nine yards and returned three kickoffs for 84 yards... (9/27) vs. Den.: Recorded eight carries for 23 yards... Also caught two passes for 19 yards and his first career TD reception... (10/5) at Sea.: Rushed 13 times for 33 yards... Also caught two passes for 11 yards and returned two kickoffs for 34 yards... (10/11) vs. Ari.: Carried the ball six times for 16 yards while catching one pass for nine yards... Returned one kickoff for 41 yards... (10/18) vs. Chi.: Started at running back and carried the ball 14 times for 48 yards... Also hauled in three passes for 21 yards and returned one kickoff for 22 yards... (10/25) vs. Min.: Rushed eight times for 43 yards and returned three kickoffs for 79 yards... (11/1) at KC: Returned six kickoffs for 151 yards, which are both career-highs... (11/15) at GB: Rushed five times for 15 yards and returned two kickoffs for 134 yards, including a 104-yard return, which tied an NFL record for the longest non-scoring play... (11/22) vs. Oak.: Carried the ball 12 times for a team-high 44 yards... Also caught one pass for two yards and returned two kickoffs for 54 yards... (11/26) vs. Phi.: Recorded a season-high 16 carries for 63 yards... Also caught one pass for 12 yards and returned one kickoff for 25 yards... (12/3) vs. GB: Rushed 13 times for 67 yards, including a career-long run of 36 yards... Also returned two kickoffs for 51 yards... (12/13) at StL.: Carried the ball seven times for 23 yards and caught two passes for 21 yards... Also returned one kickoff for 21 yards... (12/21) at NO: Rushed nine times for a career-high 77 yards and one TD... Also returned four kickoffs for 123 yards and caught two passes for 12 yards... (12/27) vs. SF: Finished with eight carries for 39 yards... (1/3/16) at Chi.: Recorded 10 carries for 44 yards, one reception for seven yards and four kickoff returns for 64 yards... With 115 all-purpose yards, became the third rookie in team history with 1,800-plus all-purpose yards (RB Billy Sims, 1,907 in 1980; RB Barry Sanders, 1,870 in 1989).

COLLEGE: Played in 53 games with 33 starts at Nebraska from 2011-14, totaling 813 carries for 4,588 rushing yards with 39 TDs... Also added 73 receptions for 690 yards and seven TDs... Returned 61 kickoffs for 1,592 yards (26.1 avg.) with one TD, while adding 31 punt returns for 316 yards (10.2 avg.) and one TD... Registered 7,186 all-purpose yards on 978 attempts (135.6 avg. yards per game)... Ranks second all-time in career rushing yards in program history... As a senior in 2014, started all 13 games and recorded 2,272 all-purpose yards... Finished with 22 receptions for 269 yards and three TDs... Rushed 264 times for 1,611 yards and 19 TDs... Registered his third consecutive 1,000-yard season... Returned 14 kickoffs for 392 yards... Named second-team All-American, second-team All-Big Ten and a Doak Award finalist... As a junior in 2013, started all 13 games and carried the ball 281 times for 1,690 yards and nine TDs... Added 26 catches for 232 yards and two TDs... Had four kickoff returns for 77 yards... Named a third-team All-American by the Associated Press and first-team All-Big Ten... As a sophomore in 2012, played in 14 games with seven starts and recorded 226 rushing attempts for 1,137 yards... Added 24 receptions for 178 yards and two TDs... Returned 17 kickoffs for 360 yards and 16 punt returns for 209 yards and one TD... Named second-team All-Big Ten... As a freshman in 2011, played in 13 games and carried the ball 42 times for 150 yards with three TDs... Added one catch for 11 yards... Returned 26 kickoffs for 763 yards and one TD... Added 15 punt returns for 106 yards... Named Big Ten All-Freshman team.

PERSONAL: Attended Homewood (Ala.) High School, where he rushed for 1,800 yards and 24 touchdowns, while catching 33 passes for 515 yards as a senior... He also scored four TDs on punt returns to help school to a 6-4 record... Named South region player of the year and was selected to participate in the Mississippi-Alabama All-Star Classic.

SINGLE-GAME HIGHS: RUSHING: Attempts – 21, 11/6/17 at GB. Yards – 94, 10/1/17 at Min. Long – 36, 12/3/15 vs. GB. Touchdowns – 1, six times; last: 12/31/17 vs. GB. RECEIVING: Receptions – 9, 1/9/22 at TB. Yards – 57, 9/11/16 at Ind. Long – 36, 9/13/15 at SD. Touchdowns – 1, eight times; last: 11/27/22 at SEA. RETURNS: Kickoffs – 6, 11/1/15 at KC. Yards – 151, 11/1/15 at KC. Long – 104, 11/15/15 at GB.

AMEER ABDULLAH'S CAREER STATISTICS

Year	Team	GP	GS	RUSHING				RECEIVING				TOTAL OFFENSE		
				Att.	Yds	Avg.	Lg.	TD	Rec.	Yds.	Avg.		Lg.	TD
2015	Detroit	16	9	143	597	4.2	36	2	25	183	7.3	36	1	780
2016	Detroit	2	2	18	101	5.6	24	0	5	57	11.4	18	1	158
2017	Detroit	14	11	165	552	3.3	34	4	25	162	6.5	22	1	714
2018	Det./Min.	10	0	1	1	1.0	1	0	3	28	9.3	12	0	29
2019	Minnesota	16	0	23	115	5.0	15	0	15	88	5.9	16t	1	203
2020	Minnesota	16	0	8	42	5.3	13	0	8	58	7.3	22t	2	100
2021	Min./Car.	17	1	51	166	3.3	15	0	38	289	7.6	23t	1	455
2022	Las Vegas	17	0	4	20	5.0	7	0	25	211	8.4	23	1	231
Totals		108	23	413	1,594	3.9	36	6	144	1076	7.5	36	8	2,670

POSTSEASON

2016	Detroit	0	0	0	0	-	-	0	0	0	-	-	0	0
2019	Minnesota	2	0	1	9	9.0	9	0	1	7	7.0	7	0	16
Totals		2	0	1	9	9.0	9	0	1	7	7.0	7	0	16

KICKOFF RETURNS

Year	Team	Ret.	Yds.	Avg.	Lg.	TD	PUNT RETURNS					
							Ret.	FC	Yds.	Avg.	Lg.	TD
2015	Detroit	37	1,077	29.1	104	0	0	0	0	-	-	0
2016	Detroit	0	0	-	-	0	0	0	0	-	-	0
2017	Detroit	8	179	22.4	29	0	0	0	0	-	-	0
2018	Det./Min.	14	365	26.1	33	0	0	0	0	-	-	0
2019	Minnesota	13	325	25.0	38	0	0	0	0	-	-	0
2020	Minnesota	15	352	23.5	33	0	0	0	0	-	-	0
2021	Min./Car.	29	646	22.3	45	0	0	0	0	-	-	0
2022	Las Vegas	26	543	20.9	33	0	0	0	0	-	-	1
Totals		142	3,487	24.6	104	0	0	0	0	-	-	0

POSTSEASON

2016	Detroit	0	0	-	-	0	0	0	0	-	-	0
2019	Minnesota	6	151	25.2	39	0	0	0	0	-	-	0
Totals		6	151	25.2	39	0	0	0	0	-	-	0

AMEER ABDULLAH GAME-BY-GAME

2022, LAS VEGAS (6-11)

DATE	OPP.	W/L	GP/GS	RUSHING					RECEIVING					TOTAL OFFENSE
				Att.	Yds.	Avg.	Lg.	TD	Rec.	Yds.	Avg.	Lg.	TD	
9/11	at LAC	L	1/0	0	0	-	-	0	0	0	-	-	0	0
9/18	Ari.	L	1/0	0	0	-	-	0	1	23	23.0	23	0	23
9/25	at Ten.	L	1/0	0	0	-	-	0	0	0	-	-	0	0
10/2	Den.	W	1/0	0	0	-	-	0	0	0	-	-	0	0
10/10	at KC	L	1/0	0	0	-	-	0	0	0	-	-	0	0
10/23	Hou.	W	1/0	0	0	-	-	0	2	7	3.5	5	0	7
10/30	at NO	L	1/0	0	0	-	-	0	4	28	7.0	10	0	28
11/6	at Jac.	L	1/0	0	0	-	-	0	1	8	8.0	8	0	8
11/13	Ind.	L	1/0	0	0	-	-	0	4	33	8.3	14	0	33
11/20	at Den.	W	1/0	0	0	-	-	0	3	5	1.7	5	0	5
11/27	at Sea.	W	1/0	3	16	5.3	7	0	3	39	13.0	18t	1	55
12/4	LAC	W	1/0	1	4	4.0	4	0	0	0	-	-	0	4
12/8	at LAR	L	1/0	0	0	-	-	0	2	17	8.5	13	0	17
12/18	NE	W	1/0	0	0	-	-	0	2	14	7.0	8	0	14
12/24	at Pit.	L	1/0	0	0	-	-	0	2	27	13.5	17	0	27
1/123	SF	L	1/0	0	0	-	-	0	0	0	-	-	0	0
1/7/23	KC	L	1/0	0	0	-	-	0	1	10	10.0	10	0	10
TOTALS			17/0	4	20	5.0	7	0	25	211	8.4	23	1	231

2021, MINNESOTA/CAROLINA

DATE	OPP.	W/L	GP/GS	RUSHING					RECEIVING					TOTAL OFFENSE
				ATT.	YDS.	AVG.	LG.	TD	REC.	YDS.	AVG.	LG.	TD	
9/12	at Cin.*	L	1/0	1	4	4.0	4	0	2	15	7.5	10	0	19
9/19	at Ari.*	L	1/0	0	0	-	-	0	0	0	-	-	0	0
9/26	Sea.*	W	1/0	5	24	4.8	9	0	0	0	-	-	0	24
10/3	Cle.*	L	1/0	0	0	-	-	0	1	2	2.0	2	0	2
10/10	Det.*	W	1/0	1	2	2.0	2	0	0	0	-	-	0	2
10/17	at Car.*	W	1/0	0	0	-	-	0	0	0	-	-	0	0
10/24	at NYG	L	1/0	0	0	-	-	0	0	0	-	-	0	0
10/31	at Atl.	W	1/0	8	31	3.9	9	0	3	35	11.7	17	0	66
11/7	NE	L	1/0	1	0	0.0	0	0	4	30	7.5	12	0	30
11/14	at Ari.	W	1/0	9	24	2.7	15	0	4	27	6.8	11	0	51
11/21	Was.	L	1/1	1	6	6.0	6	0	0	0	-	-	0	6
11/28	at Mia.	L	1/0	2	4	2.0	5	0	2	20	10.0	13	0	24
12/12	Atl.	L	1/0	4	16	4.0	4	0	2	17	8.5	11	0	33
12/19	at Buf.	L	1/0	4	7	1.8	7	0	4	48	12.0	23t	1	55
12/26	TB	L	1/0	2	1	0.5	3	0	3	8	2.7	6	0	9
1/2/22	at NO	L	1/0	6	21	3.5	15	0	4	31	7.8	17	0	52
1/9/22	at TB	L	1/0	7	26	3.7	10	0	9	56	6.2	18	0	82
Totals			17/1	51	166	3.3	15	0	38	289	7.6	23t	1	455

*W/MIN.

2020, MINNESOTA (7-9)

DATE	OPP.	W/L	GP/GS	RUSHING					RECEIVING					TOTAL OFFENSE
				ATT.	YDS.	AVG.	LG.	TD	REC.	YDS.	AVG.	LG.	TD	
9/13	GB	L	1/0	0	0	-	-	0	0	0	-	-	0	0
9/20	at Ind.	L	1/0	0	0	-	-	0	0	0	-	-	0	0
9/27	Ten.	L	1/0	0	0	-	-	0	0	0	-	-	0	0
10/4	at Hou.	W	1/0	0	0	-	-	0	0	0	-	-	0	0
10/11	at Sea.	L	1/0	0	0	-	-	0	0	0	-	-	0	0
10/18	Atl.	L	1/0	2	7	3.5	4	0	1	1	1.0	1	0	8
11/1	at GB	W	1/0	0	0	-	-	0	0	0	-	-	0	0
11/8	Det.	W	1/0	0	0	-	-	0	1	22	22.0	22t	1	22
11/16	at Chi.	W	1/0	0	0	-	-	0	0	0	-	-	0	0
11/22	Dal.	L	1/0	0	0	-	-	0	0	0	-	-	0	0
11/29	Car.	W	1/0	0	0	-	-	0	0	0	-	-	0	0
12/6	Jac.	W	1/0	2	11	5.5	7	0	1	18	18.0	18	0	29
12/13	at TB	L	1/0	3	11	3.7	4	0	2	10	5.0	6	0	21
12/20	Chi.	L	1/0	0	0	-	-	0	0	0	-	-	0	0
12/25	at NO	L	1/0	1	13	13.0	13	0	0	0	-	-	0	13
1/3/21	at Det.	W	1/0	0	0	-	-	0	3	7	2.3	6	1	7
Totals			16/0	8	42	5.3	13	0	8	58	7.3	22t	2	100

2019, MINNESOTA (10-6)

DATE	OPP.	W/L	GP/GS	RUSHING					RECEIVING					TOTAL OFFENSE
				ATT.	YDS.	AVG.	LG.	TD	REC.	YDS.	AVG.	LG.	TD	
9/8	Atl.	W	1/0	2	8	4.0	6	0	0	0	-	-	0	8
9/15	at GB	L	1/0	1	2	2.0	2	0	0	0	-	-	0	2
9/22	Oak.	W	1/0	0	0	-	-	0	0	0	-	-	0	0
9/29	at Chi.	L	1/0	0	0	-	-	0	2	14	7.0	8	0	14
10/6	at NYG	W	1/0	3	24	8.0	15	0	0	0	-	-	0	24
10/13	Phi.	W	1/0	0	0	-	-	0	0	0	-	-	0	0
10/20	at Det.	W	1/0	0	0	-	-	0	0	0	-	-	0	0
10/24	Was.	W	1/0	0	0	-	-	0	0	0	-	-	0	0
11/3	at KC	L	1/0	1	2	2.0	2	0	1	16	16.0	16t	1	18
11/10	at Dal.	W	1/0	0	0	-	-	0	0	0	-	-	0	0
11/17	Den.	W	1/0	1	5	5.0	5	0	2	11	5.5	6	0	16
12/2	at Sea.	L	1/0	0	0	-	-	0	0	0	-	-	0	0
12/8	Det.	W	1/0	0	0	-	-	0	1	2	2.0	2	0	2
12/15	at LAC	W	1/0	5	25	5.0	11	0	0	0	-	-	0	25
12/23	GB	L	1/0	4	27	6.8	14	0	6	31	5.2	10	0	58
12/29	Chi.	L	1/0	6	22	3.7	11	0	3	14	4.7	7	0	36
Totals			16/0	23	115	5.0	15	0	15	88	5.9	16t	1	203
POSTSEASON														
1/5/20	AT NO	W	1/0	1	9	9.0	9	0	0	0	-	-	0	9
1/11/20	AT SF	L	1/0	0	0	-	-	0	1	7	7.0	7	0	7
Totals			2/0	1	9	9.0	9	0	1	7	7.0	7	0	16

2018, DETROIT/MINNESOTA

DATE	OPP.	W/L	GP/GS	RUSHING					RECEIVING					TOTAL OFFENSE
				ATT.	YDS.	AVG.	LG.	TD	REC.	YDS.	AVG.	LG.	TD	
9/10	NYJ*	L				(INACTIVE)								
9/16	at SF*	L				(INACTIVE)								
9/23	NE*	W				(INACTIVE)								
9/27	at Dal.*	L				(INACTIVE)								
10/7	GB*	W	1/0	0	0	-	-	0	0	0	-	-	0	0
10/21	at Mia.*	W	1/0	1	1	1.0	1	0	1	12	12.0	12	0	13
10/28	Sea.*	L	1/0	0	0	-	-	0	1	6	6.0	6	0	6
11/4	at Min.*	L				(INACTIVE)								
11/11	at Chi.*	L				(NOT ON ROSTER)								
11/18	at Chi.	L	1/0	0	0	-	-	0	1	10	10.0	10	0	10
11/25	GB	W	1/0	0	0	-	-	0	0	0	-	-	0	0
12/2	at NE	L	1/0	0	0	-	-	0	0	0	-	-	0	0
12/10	at Sea.	L	1/0	0	0	-	-	0	0	0	-	-	0	0
12/16	Mia.	W	1/0	0	0	-	-	0	0	0	-	-	0	0
12/23	at Det.	W	1/0	0	0	-	-	0	0	0	-	-	0	0
12/31	Chi.	L	1/0	0	0	-	-	0	0	0	-	-	0	0
Totals			10/0	1	1	1.0	1	0	3	28	9.3	12	0	29

*w/Det.

2017, DETROIT (9-7)

DATE	OPP.	W/L	GP/GS	RUSHING					RECEIVING					TOTAL OFFENSE
				ATT.	YDS.	AVG.	LG.	TD	REC.	YDS.	AVG.	LG.	TD	
9/10	ARI.	W	1/1	15	30	2.0	7	0	3	11	3.7	6	0	41
9/18	AT NYG	W	1/1	17	86	5.1	34	0	0	0	-	-	0	86
9/24	ATL.	L	1/1	14	47	3.4	11	0	3	39	13.0	22	0	86
10/1	AT MIN.	W	1/1	20	94	4.7	29	1	3	15	5.0	8	0	109
10/8	CAR.	L	1/1	10	31	3.1	16	0	1	3	3.0	3	0	34
10/15	AT NO	L	1/1	14	54	3.9	34	0	0	0	-	-	0	54
10/29	PIT.	L	1/1	11	27	2.5	8	0	3	11	3.7	8	0	38
11/6	AT GB	W	1/1	21	48	2.3	11	1	1	9	9.0	9	0	57
11/12	CLE.	W	1/1	11	52	4.7	20	1	1	3	3.0	3	0	55
11/19	AT CHI.	W	1/1	11	22	2.0	11	0	2	13	6.5	11	1	35
11/23	MIN.	L	1/1	6	14	2.3	5	0	3	29	9.7	18	0	43
12/3	AT BAL.	L												
12/10	AT TB	W												
12/16	CHI.	W	1/0	1	8	8.0	8	0	3	13	4.3	11	0	21
12/24	AT CIN.	L	1/0	6	21	3.5	6	0	1	5	5.0	5	0	26
12/31	GB	W	1/0	8	18	2.3	7	1	1	11	11.0	11	0	29
Totals			14/11	165	552	3.3	34	4	25	162	6.5	22	1	714

2016, DETROIT (9-7)

DATE	OPP.	W/L	GP/GS	RUSHING					RECEIVING					TOTAL OFFENSE
				ATT.	YDS.	AVG.	LG.	TD	REC.	YDS.	AVG.	LG.	TD	
9/11	AT IND.	W	1/1	12	63	5.3	13	0	5	57	11.4	18	1	120
9/18	TEN.	L	1/1	6	38	6.3	24	0	0	0	-	-	0	38
9/25	AT GB	L												
10/2	AT CHI.	L												
10/9	PHI.	W												
10/16	LAR	W												
10/23	WAS.	W												
10/30	AT HOU.	L												
11/6	AT MIN.	W												
11/20	JAC.	W												
11/24	MIN.	W												
12/4	AT NO	W												
12/11	CHI.	W												
12/18	AT NYG	L												
12/26	AT DAL.	L												
1/1/17	GB	L												
Totals			2/2	18	101	5.6	24	0	5	57	11.4	18	1	158
POSTSEASON														
1/7/17	AT SEA.	L												
Totals			0/0	0	0	-	-	0	0	0	-	-	0	0

2015, DETROIT (7-9)

DATE	OPP.	W/L	GP/GS	RUSHING					RECEIVING					TOTAL OFFENSE
				ATT.	YDS.	AVG.	LG.	TD	REC.	YDS.	AVG.	LG.	TD	
9/13	AT SD	L	1/0	9	77	8.6	27	1	2	12	6.0	7	0	89
9/20	AT MIN.	L	1/1	13	67	5.2	36	0	0	0	-	-	0	67
9/27	DEN.	L	1/0	16	63	3.9	23	0	1	12	12.0	12	0	75
10/5	AT SEA.	L	1/1	7	50	7.1	24	1	4	44	11.0	36	0	94
10/11	ARI.	L	1/0	14	48	3.4	12	0	3	21	7.0	13	0	69
10/18	CHI.	W	1/1	12	44	3.7	9	0	1	2	2.0	2	0	46
10/25	MIN.	L	1/0	10	44	4.4	11	0	1	7	7.0	7	0	51
11/1	AT KC	L	1/0	8	43	5.4	13	0	0	0	-	-	0	43
11/15	AT GB	W	1/0	8	39	4.9	10	0	4	9	2.3	4	0	48
11/22	OAK.	W	1/0	13	33	2.5	9	0	2	11	5.5	12	0	44
11/26	PHI.	W	1/1	8	23	2.9	9	0	2	19	9.5	16	1	42
12/3	GB	L	1/1	7	23	3.3	7	0	2	21	10.5	14	0	44
12/13	AT STL.	L	1/1	6	16	2.7	5	0	1	9	9.0	9	0	25
12/21	AT NO	W	1/1	5	15	3.0	9	0	1	7	7.0	7	0	22
12/27	SF	W	1/1	6	9	1.5	7	0	1	9	9.0	9	0	18
1/3/16	AT CHI.	W	1/1	1	3	3.0	3	0	0	0	-	-	0	3
Totals			16/9	143	597	4.2	36	2	25	183	7.3	36	1	780



DAVANTE ADAMS

17

POSITION: Wide Receiver **NFL SEASON:** 10
HT/WT: 6-1/215 **RAIDERS SEASON:** 2
ACQUIRED: TR-'22 (GB) **COLLEGE:** Fresno State
BORN: 12/24/92 **HOMETOWN:** East Palo Alto, Calif.

TRANSACTIONS: Selected by Green Bay Packers in the second round (53rd overall) of the 2014 NFL Draft, May 9, 2014... Re-signed by Packers to contract extension, Dec. 29, 2017... Acquired via trade by Las Vegas Raiders, March 17, 2022.

CAREER: Veteran wide receiver enters his 10th season in the NFL and second with the Raiders... A six-time Pro Bowler (2017-22) and three-time Associated Press All-Pro First Team selection (2020-22), has appeared in 133 games with 126 starts, recording 769 receptions for 9,637 yards with 87 TDs... In 11 career postseason games, has registered 72 catches for 910 yards with eight TDs... Set Raiders single-season receiving record in his first season with the team (2022), totaling 100 receptions for 1,516 yards (15.2 avg.) and 14 touchdowns, becoming one of only six players in NFL history to record two-consecutive seasons of 100+ receptions and 1,500 receiving yards... In 2021, set franchise single-season records with 123 receptions and 1,553 receiving yards, while adding 11 TDs... Posted 115 receptions in 2020 and tied WR Sterling Sharpe (1994) for the most receiving TDs in a season in Green Bay history with a league-best 18, becoming the first player in NFL history with 100-plus receptions and 18-plus receiving TDs in a season... In 2019, started all 12 games he appeared in and led the team with 83 receptions for 997 yards (12.0 avg.) and five TDs (tied for team lead)... In 2018, started all 15 games he appeared in and led the team with 111 receptions for 1,386 yards (12.5 avg.) and 13 TDs... In 2017, started all 14 games he played in and led the team with 74 catches for a team-high 885 yards (12.0 avg.) and 10 TDs... In 2016, played in all 16 games with 15 starts and posted 75 catches for 997 yards (13.3 avg.) and 12 TDs... Played in 13 games with 12 starts and registered 50 receptions for 483 yards (9.7 avg.) and a TD in 2015... Appeared in all 16 games with 11 starts as a rookie in 2014 and recorded 38 catches for 446 yards (11.7 avg.) and three TDs.

AT A GLANCE

- Owns 769 receptions for 9,637 yards (12.5 avg.) and 87 touchdowns — joining four Hall of Fame receivers as the only five players in NFL history to reach 9,000+ receiving yards and 80+ receiving touchdowns in their first nine NFL seasons.
- Posted 1,516 receiving yards in his first season with the Raiders (2022), breaking the franchise single-season receiving record, surpassing Hall of Fame receiver Tim Brown's 1,408 receiving yards in 1997.
- Since 2016, leads the NFL in receptions (681), receiving yards (8,708), receiving TDs (83), red-zone receiving TDs (57) and games with at least one TD catch (59).
- Is the only player in NFL history with three seasons (2018, 2020-21) of 110-plus catches, 1,350-plus receiving yards and 11-plus receiving TDs.
- Led the NFL in receiving TDs, receiving yards per game (98.1) and receptions per game (8.2) in 2020, becoming the first NFL player to lead the league in all three categories since Sharpe in 1992.
- Has recorded 39 games with 100+ receiving yards since entering the league in 2014, the second most in the NFL over that span (Julio Jones, 47).

2022: Started in all 17 games and broke the Raiders single-season receiving record with 1,516 receiving yards (3rd in the NFL) on 100 receptions (15.2 avg.), while adding 14 touchdowns... Ranked first in the NFL in receiving touchdowns (14), third in receiving yards (1,516), first in receiving average among players with at least 100 receptions (15.2) and ninth in receptions (100)... Earned his sixth-straight Pro Bowl selection (2017-22), the seventh longest active Pro Bowl streak in the NFL and his third-straight Associated Press All-Pro First Team selection (2020-22)... Recorded eight 100-yard games, the second most in the NFL in 2022 and the most in a single season in franchise history... **(9/11) at LAC:** Finished the game with a team-high 10 receptions for 141 yards (14.1 avg.) and one touchdown, including a 41-yard grab in the second quarter... **(9/18) vs. Ari.:** Recorded two receptions for 12 yards (6.0 avg.) and a touchdown... **(9/25) at Ten.:** Recorded five receptions for 36 yards (7.2 avg.) and one touchdown, his third-straight game with a red zone touchdown on the season... **(10/2) vs. Den.:** Notched his second 100-yard game of the season, logging team-high 101 receiving yards on nine receptions (11.2 avg.)... Added one rush for four yards... **(10/10) at KC:** Led the team with 124 receiving yards and two touchdowns on three receptions (41.3 avg.), notching his 17th career game with multiple receiving touchdowns... **(10/23) vs. Hou.:** Led the team with eight receptions for 95 yards (11.9 avg.)... **(10/30) at NO.:** Recorded one reception for three yards... **(11/6) at Jac.:** Led the Raiders with 10 catches for 146 yards (14.6 avg.) and two touchdowns... With his two touchdowns, Adams became just the 4th player in NFL history to record 700+ receptions and 80+ receiving touchdowns in their first nine NFL seasons, joining three Hall of Famers... **(11/13) vs. Ind.:** Led the Raiders with nine catches for 126 yards (14.0 avg.) and one touchdown on a 48-yard grab in the fourth quarter, notching his fifth 100-yard game in 2022... Reached 81 career touchdowns, tying Hall of Fame receiver Lance Alworth and Art Powell for the sixth most TDs in a player's first nine seasons in the NFL... **(11/20) at Den.:** Finished with a team-high seven receptions for 141 yards (20.1 avg.) and two touchdowns, including a 31-yard touchdown grab in the second quarter and a 35-yard touchdown catch in overtime to seal the win... He is now just the sixth player in NFL history with six or more seasons with at least 10 touchdown catches, alongside five Hall of Famers... **(11/27) at Sea.:** Finished with a team-high seven receptions for 74 yards (tied for team lead), averaging 10.6 yards per catch... **(12/4) vs. LAC:** Finished the game with a season-high 177 receiving yards and two touchdowns on eight catches (22.1 avg.)... His 177 receiving yards tied for the ninth most in a single game in the NFL in 2022 and the 12th most in Raiders history... **(12/8) at LAR:** Finished the game with a team-high 71 receiving yards on three catches (23.7 avg.), his 10th game with 70+ receiving yards this season... **(12/18) vs. NE:** Tallied four receptions for 28 yards (7.0 avg.)... **(12/24) at Pit.:** Finished the game with two receptions for 15 yards (7.5 avg.)... **(1/1/23) vs. SF:** Finished the game with a team-high seven receptions for 153 yards (21.9 avg.) and two touchdowns, including a 60-yard touchdown in the third quarter... His 60-yard grab was tied for the longest reception by the Raiders in 2022 and is only Adams' second career reception of 60+ yards... Recorded his eighth game this season with 100+ receiving yards, the second most in the NFL in 2022... Notched his second game this season with 150+ receiving yards and 2+ touchdowns, becoming the only player in the NFL in 2022 with multiple of such games... Adams reached 14 receiving touchdowns, the most in the NFL and the most in a single season by a Raider since 1969... **(1/7/23) vs. KC:** Finished the game with a team-high 73 yards on five receptions (14.6 avg.).

2021 (WITH GB): Started all 16 games he appeared in and led the team with a franchise single-season record 123 catches for a team single-season record 1,553 yards (12.8 avg.) and a team-high 11 TDs... Was a unanimous first-team All-Pro selection by The Associated Press, becoming the first Green Bay WR to earn AP All-Pro honors in back-to-back years since Sterling Sharpe in 1992-93...

Was named to the All-NFL team by the PFWA...Named a Pro Bowl starter, his fifth straight selection...Ranked No. 2 in the league in receptions and No. 3 in receiving yards...Became just the sixth player in NFL history with 120-plus receptions, 1,500-plus receiving yards and 11-plus receiving TDs in a season...Ranked No. 2 in the league with eight 100-yard receiving games...**(9/12) at NO:** Finished with five receptions for 56 yards (11.2 avg.)...**(9/20) vs. Det.:** Led the team with eight receptions for 121 yards (15.1 avg.) with a 50-yard long...**(9/26) at SF:** Recorded a team-high 12 receptions for 132 yards (11.0 avg.) and one TD...Marked his sixth career game with 12-plus receptions...Finished with a season-high nine receiving first downs...**(10/3) vs. Pit.:** Posted a team-high six receptions for 64 yards (10.7 avg.)...**(10/10) at Cin.:** Posted 11 receptions for a career-high 206 yards (18.7 avg.) and one TD...His 206 yards were the most receiving yards by a Packer since WR Jordy Nelson registered 209 in 2014...Marked the 26th 100-yard receiving game of his career as he moved past Nelson (25) for sole possession of the No. 3 spot in franchise history...Matched his season high with nine receiving first downs...Became only the second Packer to post 10-plus catches, 100-plus receiving yards and one receiving TD in back-to-back road games...**(10/17) at Chi.:** Led the team with 89 receiving yards on four catches (22.3 avg.)...**(10/24) vs. Was.:** Finished with six receptions for a team-high 76 yards (12.7 avg.) and one TD...**(11/7) at KC:** Recorded six receptions for 42 yards (7.0 avg.)...**(11/14) vs. Sea.:** Posted a team-high seven receptions for 78 yards (11.1 avg.)...**(11/21) at Min.:** Led the team with seven catches for a team-high 115 yards (16.4 avg.) and two TDs...**(11/28) vs. LAR:** Recorded eight receptions for 104 yards (13.0 avg.), marking his 28th career 100-yard receiving game...Surpassed the 1,000-yard receiving mark for the second straight season...**(12/12) vs. Chi.:** Finished with a team-high 10 receptions for 121 yards (12.1 avg.) and two TDs...Marked his fifth game since 2020 with 10-plus catches, 100-plus receiving yards and multiple receiving TDs, the most in league history over a two-season span...Became the first player in team history to register three consecutive games with seven-plus receptions and 100-plus receiving yards...**(12/19) at Bal.:** Registered six catches for 44 yards (7.3 avg.) and one TD...Posted a three-yard TD to mark the 70th TD catch of his career as he moved past Nelson (69) for No. 2 all-time behind only Hutson (99)...**(12/25) vs. Cle.:** Led the team with 10 receptions for 114 yards (11.4 avg.) and two TDs...Recorded his NFL-record eighth career game with 10-plus catches, 100-plus receiving yards and multiple TD catches...On his nine-yard TD from QB Aaron Rodgers, the 66th of his career, surpassed Rodgers and Nelson (65) as the most productive TD combo in team history...Registered his 30th career 100-yard receiving game as he moved past Nelson (29) for sole possession of the No. 2 spot in team history...**(1/2/22) vs. Min.:** Finished with a team-high 11 receptions for 136 yards (12.4 avg.) and one TD...Became the first player in team history to post 10-plus catches, 100-plus receiving yards and a receiving TD in back-to-back games...Surpassed the 8,000-yard receiving mark for his career as he joined Harrison and Fitzgerald as the only players in NFL history with 650-plus catches, 8,000-plus receiving yards and 70-plus receiving yards in their first eight seasons...**(1/9/22) at Det.:** Posted six receptions for 55 yards (9.2 avg.)...**Postseason: (1/22/22) vs. SF:** Tied the single-game franchise postseason record with nine receptions for 90 yards (10.0 avg.).

2020 (WITH GB): Started all 14 games he played in and posted 115 receptions for 1,374 yards (11.9 avg.) and 18 TDs...Tied WR Sterling Sharpe's single-season team record set in 1994 for receiving TDs...Became the first player in NFL history to register 100-plus receptions and 18-plus receiving TDs in a season...Led the NFL in receiving TDs, receiving yards per game (98.1) and receptions per game (8.2), becoming the first NFL player to lead the league in all three categories since Sharpe in 1992...Ranked tied for No. 2 in the league in receptions, tied for No. 5 in receiving yards and tied for No. 2 in 100-yard receiving games (career-high seven) despite missing two games due to injury...Earned first-team All-Pro honors from Associated Press...Earned first-team All-NFL honors from the PFWA...Was selected to his fourth straight Pro Bowl...Joined Sharpe as the only players in team history with two 100-catch seasons...Posted four games with 10-plus receptions, 100-plus receiving yards and two-plus receiving TDs, the most in NFL history by a player in a single season...Registered five games with 10-plus catches, the most in a season in team history and tied for the most in the league in 2020...Had multiple TD catches in five games, the second most in franchise history...Posted three TD catches in a game twice on the season, tying the franchise mark (Hutson, 1938 and 1942; Sharpe, 1994)...Matched his career high by posting a TD catch in 11 games (tied for No. 1 in the NFL)...Had five games with 10-plus catches, 100-plus receiving yards and a receiving TD, the second most in a season in league history (WR Michael Thomas, six in 2019)...Posted two games on the season with 13-plus catches, 150-plus receiving yards and two-plus receiving TDs (Weeks 1 and 7), tied for the most in NFL history (Anquan Boldin, 2007; Dwayne Bowe, 2010)...Became the first player in team history to have three games with 10-plus catches and 150-plus receiving yards in a season...Had seven games with 100-plus receiving yards and a TD, tied with WR Jordy Nelson (2014) for the most in franchise history...Led the NFL in red-zone receptions (23) and TDs (14)...Ranked No. 1 in the NFL in third-down receiving yards (405), No. 3 in third-down catches (29) and tied for No. 3 in third-down TD receptions (four)...Also started both playoff games and posted 18 receptions for 133 yards (7.4 avg.) and two TDs...His 18 catches in the playoffs were his most in a single postseason and tied for the third most in team history...**(9/13) at Min.:** Tied WR Don Hutson's single-game franchise record for receptions with 14 catches for 156 yards (11.1 avg.) and two TDs...Recorded nine catches for 103 yards (11.4 avg.) and one TD in the first half, matching his career high for receptions in a half (nine in the first half at Minnesota in 2019)...**(9/20) vs. Det.:** Posted three receptions for 36 yards (12.0 avg.)...**(10/25) at Hou.:** Posted a career-high 196 receiving yards and two TDs on 13 receptions (15.1 avg.)...**(11/1) vs. Min.:** Registered a career-high three TD receptions...**(11/5) at SF:** Hauled in 10 passes for 173 yards (17.3 avg.) and one TD, becoming just the second player in NFL history to have three games in a season with 10-plus receptions, 150-plus receiving yards and one receiving TD (Calvin Johnson, 2012)...Posted 118 receiving yards in the second half, the most in his career in a second half...**(11/22) at Ind.:** Led the team with 106 yards and a TD on seven receptions (15.1 avg.)...**(11/29) vs. Chi.:** Led the team with six receptions for 61 yards (10.2 avg.), including a 12-yard TD pass from Rodgers...**(12/6) vs. Phi.:** Finished with 10 receptions for 121 yards (12.1 avg.) and two TDs, tying a franchise record by posting a receiving TD in his seventh straight game...**(12/13) at Det.:** Led the team with seven receptions for 115 yards (16.4 avg.) and one TD, becoming the first player in franchise history to register a TD catch in eight consecutive



games...**(12/27) vs. Ten.:** Recorded a team-high 11 receptions for 142 yards (12.9 avg.) and matched his career high with three TD catches...**(1/3/21) at Chi.:** Posted a team-high six receptions for 46 yards (7.7 avg.) and one TD... His 115 receptions surpassed Sharpe (112 in 1993) for the single-season franchise record...**Postseason: (1/16/21) vs. LAR:** Tied his single-game postseason franchise record for receptions with nine catches for 66 yards (7.3 avg.) and one TD... Became the first player in team history to register nine receptions in back-to-back playoff games...**(1/24/21) vs. TB:** Tied the single-game franchise playoff record with nine receptions for 67 yards (7.4 avg.) and a TD, his third straight playoff game with nine receptions as he matched WR Julian Edelman's NFL postseason record... Brought his career reception total in the postseason to 63 as he moved into sole possession of the No. 1 spot in team history ahead of Nelson (54).

2019 (WITH GB): Started all 12 games he appeared in and led the team with 83 receptions for 997 yards (12.0 avg.) and five TDs... Was named to the Pro Bowl for his third straight season (2017-19)... Was inactive for four contests with a toe injury... Ranked No. 5 in the NFL in receiving yards per game (83.1)... Became the first Packer to finish in the top five in the NFL in receiving yards per game in back-to-back seasons since Sharpe in 1992-93... Ranked No. 4 in the league in receptions per game (6.9)... Recorded a team-high five 100-yard receiving games... Started both games in the playoffs and led the team with 17 receptions for 298 yards (17.5 avg.) and two TDs... Tied a single-postseason team record with two 100-yard receiving games...**(9/15) vs. Min.:** Finished with seven receptions for 106 yards (15.1 avg.)...**(9/26) vs. Phi.:** Posted a season-high 180 receiving yards on 10 receptions (18.0 avg.)... Marked his eighth career game with 10-plus receptions as he moved past Sharpe and WR Donald Driver to set a new team record... Recorded 107 receiving yards on six catches (17.8 avg.) in the first quarter, the most receiving yards in a first quarter by a Packer since WR Javon Walker in 2004... Finished the first half with 158 receiving yards since 1998...**(11/10) vs. Car.:** Posted a team-high 118 yards on seven receptions (16.9 avg.)...**(12/15) vs. Chi.:** Hauled in seven passes for 103 yards (14.7 avg.) and one TD...**(12/23) at Min.:** Registered 13 receptions for 116 yards (8.9 avg.), joining Hutson as the only players in franchise history to register two career games with 13-plus receptions...**Postseason: (1/12/20) vs. Sea.:** Set a franchise playoff record with 160 receiving yards and two TDs on eight receptions (20.0 avg.)... Became the first player in team history to register 150-plus receiving yards and two-plus receiving TDs in a playoff game...**(1/19/20) at SF:** Tied a single-game franchise postseason record for catches with nine receptions for 138 yards (15.3 avg.)... Became just the second player in NFL history to post back-to-back games with eight-plus receptions and 130-plus receiving yards in a single postseason... Registered the fourth 100-yard receiving game of his career for the most in team playoff history.

2018 (WITH GB): Started all 15 games he appeared in and led the team with 111 receptions for 1,386 yards (12.5 avg.) and 13 TDs... Was selected to his second straight Pro Bowl... Was tied for No. 2 in the NFL in receiving TDs, tied for No. 6 in receptions and ranked No. 7 in receiving yards... Became just the third player in team history to register 100-plus receptions in a season... Led the league with 12 TD catches in the red zone and ranked No. 2 in the NFL in red-zone receiving yards (133)... Posted a TD catch in a career-high 11 games on the season (No. 2 in the NFL)... Was tied for No. 2 in the NFL with four 130-yard receiving games, tied for the second most in a season in franchise history...**(9/9) vs. Chi.:** Posted five receptions for 88 yards (17.6 avg.) and one TD...**(9/16) vs. Min.:** Recorded eight catches for 64 yards and one TD...**(9/23) at Was.:** Hauled in seven passes for 52 yards and one TD...**(10/7) at Det.:** Led the team with nine receptions for 140 yards (15.6 avg.) and one TD...**(10/15) vs. SF:** Finished with 10 receptions for 132 yards (13.2 avg.) and two TDs...**(10/28) at LAR:** Led the team with 133 receiving yards on five receptions (26.6 avg.), becoming the second player in team history to record 130-plus receiving yards in three consecutive games... Became the first NFL player with a streak of three straight games with 130-plus receiving yards since WR Odell Beckham Jr. in 2015... Set a career high (min. four receptions) with his average of 26.6 yards per catch...**(11/15) at Sea.:** Led the team with a season-high 166 yards receiving on 10 receptions (16.6 avg.)...**(11/25) at Min.:** Posted five receptions for 69 yards (13.8 avg.) and one TD... Surpassed the 1,000-yard receiving mark on the season for the first time in his career...**(12/16) at Chi.:** Finished with a team-high eight receptions for 119 yards (14.9 avg.), including six catches for 100 yards (16.7 avg.) in the second half.

2017 (WITH GB): Started all 14 games he played in and led the team with 74 catches for a team-high 885 yards (12.0 avg.) and 10 TDs... Was tied for No. 2 in the league in TD catches and tied for No. 4 in the NFL in red-zone TD catches with seven... Was selected to his first career Pro Bowl...**(9/17) at Atl.:** Recorded eight catches for 99 yards (12.4 avg.) and one TD...**(9/24) vs. Cin.:** Made three catches for 60 yards (20.0 avg.)...**(10/8) at Dal.:** Led the team with seven receptions for 66 yards (9.4 avg.) and two TDs...**(11/12) at Chi.:** Posted five receptions for 90 yards (18.0 avg.) and one TD...**(11/19) vs. Bal.:** Finished with a season-high 126 yards on eight receptions (15.8 avg.)**(11/26) at Pit.:** Hauled in five passes for 82 yards and one TD...**(12/10) at Cle.:** Posted a season-high 10 receptions for 84 yards (8.4 avg.) and two TDs...**(12/17) at Car.:** Recorded five receptions for 57 yards (11.4 avg.) and one TD.

2016 (WITH GB): Played in all 16 games with 15 starts and posted 75 catches for 997 yards (13.3 avg.) and 12 TDs... Was named an alternate for the Pro Bowl... Was tied for No. 2 in the NFL in TD catches... Recorded at least one TD grab in nine games on the season, tied for No. 2 in the NFL behind Nelson (11)... Registered four 100-yard receiving games... Was tied for the league lead with three multi-receiving-TD games... Posted two games with both 100-plus receiving yards and two TD catches, tied for the NFL lead... Started all three postseason games and finished third on the team with 16 receptions for 217 yards (13.6 avg.) and two TDs...**(9/11) at Jac.:** Posted three receptions for 50 yards (16.7 avg.) and one TD...**(9/25) vs. Det.:** Hauled in two passes for 23 yards (11.5 avg.) and one TD...**(10/9) vs. NYG:** Recorded five catches for 85 yards (17.0 avg.) and one TD...**(10/20) vs. Chi.:** Posted a season-high 13 catches for 132 yards (10.2 avg.) and two TDs... Named NFC Offensive Player of the Week for his performance, his first time winning the award...**(10/30) at Atl.:** Led the team with 12 catches for 74 yards (6.2 avg.) to become the first player in team history to register 12-plus receptions in back-to-back games...**(11/13) at Ten.:** Registered a season-high 156 yards receiving on six catches (26.0 avg.)...**(12/11) vs. Sea.:** Finished with 104 receiving yards and one TD on four catches (26.0 avg.)...**Postseason: (1/8/17) vs. NYG:** Posted a team-leading eight catches for 125 yards (15.6 avg.) and one TD.

2015 (WITH GB): Played in 13 games with 12 starts and registered 50 receptions for 483 yards (9.7 avg.) and one TD... Was inactive for three games due to an ankle injury... Played in and started one playoff contest, catching four passes for 48 yards (12.0 avg.) and one TD...**(9/13) at Chi.:** Posted four receptions for 59 yards (14.8 avg.)...**(9/20) vs. Sea.:** Recorded five catches for 33 yards (6.6 avg.)...**(11/8) at Car.:** Registered a team-leading seven catches for a season-high 93 yards (13.3 avg.)...**(11/15) vs. Det.:** Led the team with a season-best 10 receptions for 79 yards (7.9 avg.)...**(11/22) at Min.:** Posted three catches for 36 yards (12.0 avg.)...**(12/3) at Det.:** Hauled in four passes for 21 yards (5.3 avg.) and one TD...**(12/20) at Dak.:** Recorded five receptions for 32 yards (6.4 avg.)...**(1/31/16) vs. Min.:** Registered four catches for 54 yards (13.5 avg.)...**Postseason: (1/10/16) at Was.:** Posted four catches for 48 yards (12.0 avg.) and one TD before exiting with a knee injury.

2014 (WITH GB): Appeared in all 16 games with 11 starts as a rookie and had 38 catches for 446 yards (11.7 avg.) and three TDs... Also started both playoff games and recorded eight catches for 124 yards (15.5 avg.) and one TD... **(9/4) at Sea.:** Made his NFL debut... **(9/14) vs. NYJ:** Finished with five receptions for 50 yards (10.0 avg.)... **(10/2) vs. Min.:** Made his first NFL start and registered his first career TD... **(10/12) vs. Mia.:** Posted six receptions for 77 yards (12.8 avg.)... **(10/26) at NO:** Posted a season-high seven receptions for 75 yards (10.7 avg.)... **(10/30) vs. NE:** Finished with a season-high 121 yards receiving on six catches (20.2 avg.), the best receiving-yardage total by a Green Bay rookie since Sharpe's 124-yard outing vs. Detroit on Nov. 20, 1988... **Postseason: (1/11/15) vs. Dal.:** Led the team with 117 receiving yards and one TD on seven catches (16.7 avg.)... Both his yardage and reception totals setting franchise playoff records by a rookie.

COLLEGE: Started all 26 games he appeared in at Fresno State from 2012-13, totaling 233 receptions for 3,030 yards (13.0 avg.) and 38 TDs... Set school career records for receptions and TD catches, despite playing just two seasons for the Bulldogs... Caught at least one TD pass in 22 of 26 games, highlighted by a streak of 11 straight games with a TD grab (school and Mountain West records)... Posted 13 games with 100-plus receiving yards during his career, a school record... As a sophomore in 2013, started all 13 games and caught 131 passes for 1,718 yards (13.1 avg.) and 24 TDs... Led the nation in receptions and receptions per game (10.1), while ranking second in the country in receiving yards per game (132.2)... Set a Mountain West Conference record with his 24 TD grabs, ranking No. 4 in single-season FBS history... His 1,718 receiving yards set a school record and ranked No. 2 in the country... Posted three 200-yard receiving games... Posted six double-digit-reception games, the most in the nation... Registered seven 100-yard receiving games... Earned first-team All-Mountain West honors for the second straight season... Won the Paul Warfield Award, which is presented to the nation's best receiver by the Touchdown Club of Columbus... As a freshman in 2012, led the Mountain West in every receiving category, catching 102 passes for 1,312 yards (12.9 avg.) and 14 TDs... All three of the totals were school and conference records by a freshman and led all FBS freshmen in 2012... Ranked eighth in the FBS in total receptions, ninth in receptions per game (7.85) and receiving yards, and 10th in receiving yards per game (100.9)... Became the first receiver in school history to have three games with 10-plus receptions in a single season... Had six 100-yard receiving games and four games with two TD catches... Was a unanimous first-team All-Mountain West selection, becoming the first freshman and the second WR in conference history to be a unanimous first-team choice... Was named the 2012 Mountain West Conference Freshman of the Year, becoming just the third player in school history to earn the honor... Named a Freshman All-American by CBSSports.com, Phil Steele's College Football and Sporting News... Named a fourth-team All-American by Phil Steele's College Football and an honorable mention All-American by Sports Illustrated... Was a nominee for the College Football Performance Awards National Freshman Performer of the Year Award and was added to the midseason watch list for the Biletnikoff Award.

PERSONAL: Attended Palo Alto (Calif.) High School, where he helped lead his team to a CIF state championship as a senior in 2010... Registered 63 receptions for 1,094 yards (17.4 avg.) and 11 TDs in his senior season... Added 44 tackles, including two for a loss, two forced fumbles, an INT and four passes defended at cornerback... As a junior, caught 29 passes for 484 yards (16.7 avg.) and seven TDs... Also lettered all four years in basketball, averaging 20.0 points, 5.8 rebounds and 5.4 assists as a senior and 15.0 points, 8.0 rebounds and 7.0 assists as a junior.

SINGLE-GAME HIGHS: RECEIVING: Receptions – 14, 9/13/20 at Min. Yards – 206, 10/10/21 at Cin. Long – 66t, 12/11/16 vs. Sea. Touchdowns – 3, two times; last: 12/27/20 vs. Ten.

DAVANTE ADAMS' CAREER STATISTICS

Year	Team	RECEIVING							RUSHING					TOTAL OFFENSE
		GP	GS	Rec.	Yds.	Avg.	Lg.	TD	Att.	Yds.	Avg.	Lg.	TD	
2014	Green Bay	16	11	38	446	11.7	45	3	0	0	-	-	0	446
2015	Green Bay	13	12	50	483	9.7	40	1	0	0	-	-	0	483
2016	Green Bay	16	15	75	997	13.3	66t	12	0	0	-	-	0	997
2017	Green Bay	14	14	74	885	12.0	55t	10	0	0	-	-	0	885
2018	Green Bay	15	15	111	1,386	12.5	57	13	0	0	-	-	0	1386
2019	Green Bay	12	12	83	997	12.0	58	5	0	0	-	-	0	997
2020	Green Bay	14	14	115	1,374	11.9	56t	18	0	0	-	-	0	1374
2021	Green Bay	16	16	123	1,553	12.6	59	11	0	0	-	-	0	1553
2022	Las Vegas	17	17	100	1,516	15.2	60t	14	3	-1	-0.3	4	0	1515
Totals		133	126	769	9,637	12.5	66t	87	3	-1	-0.3	4	0	9,636
POSTSEASON														
2014	Green Bay	2	2	8	124	15.5	46t	1	0	0	-	-	0	124
2015	Green Bay	1	0	4	48	12.0	20	1	0	0	-	-	0	48
2016	Green Bay	3	3	16	217	13.6	32	2	0	0	-	-	0	217
2019	Green Bay	2	2	17	298	17.5	65	2	0	0	-	-	0	298
2020	Green Bay	2	2	18	133	7.4	21	2	0	0	-	-	0	133
2021	Green Bay	1	1	9	90	10.0	25	0	0	0	-	-	0	90
Totals		11	10	72	910	12.6	65	8	0	0	-	-	0	910

DAVANTE ADAMS GAME-BY-GAME

2022, LAS VEGAS (6-11)

Date	Opp.	W/L	GP/GS	RECEIVING						RUSHING				TOTAL OFFENSE
				Rec.	Yds.	Avg.	Lg.	TD	Att.	Yds.	Avg.	Lg.	TD	
9/11	at LAC	L	1/1	10	141	14.1	41	1	0	0	-	-	0	141
9/18	Ari.	L	1/1	2	12	6.0	11	1	0	0	-	-	0	12
9/25	at Ten.	L	1/1	5	36	7.2	18	1	1	-4	-4.0	-4	0	32
10/2	Den.	W	1/1	9	101	11.2	20	0	1	4	4.0	4	0	105
10/10	at KC	L	1/1	3	124	41.3	58t	2	0	0	-	-	0	124
10/23	Hou.	W	1/1	8	95	11.9	16	0	0	0	-	-	0	95
10/30	at NO	L	1/1	1	3	3.0	3	0	1	-1	-1.0	-1	0	2
11/6	at Jac.	L	1/1	10	146	14.6	38t	2	0	0	-	-	0	146
11/13	Ind.	L	1/1	9	126	14.0	48t	1	0	0	-	-	0	126
11/20	at Den.	W	1/1	7	141	20.1	35t	2	0	0	-	-	0	141
11/27	at Sea.	W	1/1	7	74	10.6	28	0	0	0	-	-	0	74
12/4	LAC	W	1/1	8	177	22.1	45t	2	0	0	-	-	0	177
12/8	at LAR	L	1/1	3	71	23.7	35	0	0	0	-	-	0	71
12/18	NE	W	1/1	4	28	7.0	11	0	0	0	-	-	0	28
12/24	at Pit.	L	1/1	2	15	7.5	12	0	0	0	-	-	0	15
1/1/23	SF	L	1/1	7	153	21.9	60t	2	0	0	-	-	0	153
1/7/23	KC	L	1/1	5	73	14.6	22	0	0	0	-	-	0	73
Totals			17/17	100	1516	15.2	60t	14	3	-1	-0.3	4	0	1,515

2021, GREEN BAY (13-4)

Date	Opp.	W/L	GP/GS	RECEIVING						RUSHING				TOTAL OFFENSE
				Rec.	Yds.	Avg.	Lg.	TD	Att.	Yds.	Avg.	Lg.	TD	
9/12	at No.	L	1/1	5	56	11.2	31	0	0	0	-	-	0	56
9/20	Det.	W	1/1	8	121	15.1	50	0	0	0	-	-	0	121
9/26	at SF	W	1/1	12	132	11	25	1	0	0	-	-	0	132
10/3	Pit.	W	1/1	6	64	10.7	21	0	0	0	-	-	0	64
10/10	at Cin.	W	1/1	11	206	18.7	59	1	0	0	-	-	0	206
10/17	at Chi.	W	1/1	4	89	22.3	41	0	0	0	-	-	0	89
10/24	Was.	W	1/1	6	76	12.7	26	1	0	0	-	-	0	76
10/28	at Ari.	W												(RESERVE/COVID-19)
11/7	at KC	L	1/1	6	42	7	14	0	0	0	-	-	0	42
11/14	Sea.	W	1/1	7	78	11.1	34	0	0	0	-	-	0	78
11/21	at Min.	L	1/1	7	115	16.4	37	2	0	0	-	-	0	115
11/28	LAR	W	1/1	8	104	13	43	0	0	0	-	-	0	104
12/12	Chi.	W	1/1	10	121	12.1	38t	2	0	0	-	-	0	121
12/19	at Bal.	W	1/1	6	44	7.3	16	1	0	0	-	-	0	44
12/25	Cle.	W	1/1	10	114	11.4	33	2	0	0	-	-	0	114
1/2/22	Min.	W	1/1	11	136	12.4	30	1	0	0	-	-	0	136
1/9/22	at Det.	L	1/1	6	55	9.2	16	0	0	0	-	-	0	55
Totals			16/16	123	1553	12.6	59	11	0	0	-	-	0	1,553
POSTSEASON														
1/22/22	SF	L	1/1	9	90	10.0	25	0	0	0	-	-	0	90
Totals			1/1	9	90	10.0	25	0	0	0	-	-	0	90

2020, GREEN BAY (13-3)

Date	Opp.	W/L	GP/GS	RECEIVING					RUSHING					TOTAL OFFENSE
				Rec.	Yds.	Avg.	Lg.	TD	Att.	Yds.	Avg.	Lg.	TD	
9/13	at Min.	W	1/1	14	156	11.1	40	2	0	0	-	-	0	156
9/20	Det.	W	1/1	3	36	12.0	17	0	0	0	-	-	0	36
9/27	at NO	W			(INACTIVE - ANKLE/FOOT)									
10/5	Atl.	W			(INACTIVE - ANKLE/FOOT)									
10/18	at TB	L	1/1	6	61	10.2	18	0	0	0	-	-	0	61
10/25	at Hou.	W	1/1	13	196	15.1	45t	2	0	0	-	-	0	196
11/1	Min.	L	1/1	7	53	7.6	15	3	0	0	-	-	0	53
11/5	at SF	W	1/1	10	173	17.3	49	1	0	0	-	-	0	173
11/15	Jac.	W	1/1	8	66	8.3	22	1	0	0	-	-	0	66
11/22	at Ind.	L	1/1	7	106	15.1	33	1	0	0	-	-	0	106
11/29	Chi.	W	1/1	6	61	10.2	15	1	0	0	-	-	0	61
12/6	Phi.	W	1/1	10	121	12.1	42	2	0	0	-	-	0	121
12/13	at Det.	W	1/1	7	115	16.4	56t	1	0	0	-	-	0	115
12/19	Car.	W	1/1	7	42	6.0	14	0	0	0	-	-	0	42
12/27	Ten.	W	1/1	11	142	12.9	32	3	0	0	-	-	0	142
1/3/21	at Chi.	W	1/1	6	46	7.7	9	1	0	0	-	-	0	46
Totals			14/14	115	1,374	11.9	56t	18	0	0	-	-	0	1,374
POSTSEASON														
1/16/21	LAR	W	1/1	9	66	7.3	21	1	0	0	-	-	0	66
1/24/21	TB	L	1/1	9	67	7.4	15	1	0	0	-	-	0	67
Totals			2/2	18	133	7.4	21	2	0	0	-	-	0	133

2019, GREEN BAY (13-3)

Date	Opp.	W/L	GP/GS	RECEIVING					RUSHING					TOTAL OFFENSE
				Rec.	Yds.	Avg.	Lg.	TD	Att.	Yds.	Avg.	Lg.	TD	
9/5	at Chi.	W	1/1	4	36	9.0	11	0	0	0	-	-	0	36
9/15	Min.	W	1/1	7	106	15.1	39	0	0	0	-	-	0	106
9/22	Den.	W	1/1	4	56	14.0	22	0	0	0	-	-	0	56
9/26	Phi.	L	1/1	10	180	18.0	58	0	0	0	-	-	0	180
10/6	at Dal.	W			(INACTIVE)									
10/14	Det.	W			(INACTIVE)									
10/20	Oak.	W			(INACTIVE)									
10/27	at KC	W			(INACTIVE)									
11/3	at LAC	L	1/1	7	41	5.9	9	0	0	0	-	-	0	41
11/10	Car.	W	1/1	7	118	16.9	38	0	0	0	-	-	0	118
11/24	at SF	L	1/1	7	43	6.1	14	1	0	0	-	-	0	43
12/1	at NYG	W	1/1	6	64	10.7	25	2	0	0	-	-	0	64
12/8	Was.	W	1/1	4	41	10.3	15	0	0	0	-	-	0	41
12/15	Chi.	W	1/1	7	103	14.7	34	1	0	0	-	-	0	103
12/23	at Min.	W	1/1	13	116	8.9	18	0	0	0	-	-	0	116
12/29	at Det.	W	1/1	7	93	13.3	33	1	0	0	-	-	0	93
Totals			12/12	83	997	12.0	58	5	0	0	-	-	0	997
POSTSEASON														
1/12/20	Sea.	W	1/1	8	160	20.0	40t	2	0	0	-	-	0	160
1/19/20	at SF	L	1/1	9	138	15.3	65	0	0	0	-	-	0	138
Totals			2/2	17	298	17.5	65	2	0	0	-	-	0	298

2018, GREEN BAY (6-9-1)

Date	Opp.	W/L	GP/GS	RECEIVING					RUSHING					TOTAL OFFENSE
				Rec.	Yds.	Avg.	Lg.	TD	Att.	Yds.	Avg.	Lg.	TD	
9/9	Chi.	W	1/1	5	88	17.6	51	1	0	0	-	-	0	88
9/16	Min.	T	1/1	8	64	8.0	16	1	0	0	-	-	0	64
9/23	at Was.	L	1/1	7	52	7.4	16	1	0	0	-	-	0	52
9/30	Buf.	W	1/1	8	81	10.1	25	0	0	0	-	-	0	81
10/7	at Det.	L	1/1	9	140	15.6	30	1	0	0	-	-	0	140
10/15	SF	W	1/1	10	132	13.2	38	2	0	0	-	-	0	132
10/28	at LAR	L	1/1	5	133	26.6	48	0	0	0	-	-	0	133
11/4	at NE	L	1/1	6	40	6.7	10	1	0	0	-	-	0	40
11/11	Mia.	W	1/1	4	57	14.3	25t	2	0	0	-	-	0	57
11/15	at Sea.	L	1/1	10	166	16.6	57	0	0	0	-	-	0	166
11/25	at Min.	L	1/1	5	69	13.8	36	1	0	0	-	-	0	69
12/2	Ari.	L	1/1	8	93	11.6	19	1	0	0	-	-	0	93
12/9	Atl.	W	1/1	7	81	11.6	22	1	0	0	-	-	0	81
12/16	at Chi.	L	1/1	8	119	14.9	28	0	0	0	-	-	0	119
12/23	at NYJ	W	1/1	11	71	6.5	16t	1	0	0	-	-	0	71
12/30	Det.	L		(INACTIVE)										
Totals			15/15	111	1,386	12.5	57	13	0	0	-	-	0	1,386

2017, GREEN BAY (7-9)

Date	Opp.	W/L	GP/GS	RECEIVING					RUSHING					TOTAL OFFENSE
				Rec.	Yds.	Avg.	Lg.	TD	Att.	Yds.	Avg.	Lg.	TD	
9/10	Sea.	W	1/1	3	47	15.7	21	0	0	0	-	-	0	47
9/17	at Atl.	L	1/1	8	99	12.4	33t	1	0	0	-	-	0	99
9/24	Cin.	W	1/1	3	60	20.0	41	0	0	0	-	-	0	60
9/28	Chi.	W	1/1	2	13	6.5	8	1	0	0	-	-	0	13
10/8	at Dal.	W	1/1	7	66	9.4	14	2	0	0	-	-	0	66
10/15	at Min.	L	1/1	5	54	10.8	19	1	0	0	-	-	0	54
10/22	NO	L	1/1	2	12	6.0	8	0	0	0	-	-	0	12
11/6	Det.	L	1/1	7	53	7.6	9	0	0	0	-	-	0	53
11/12	at Chi.	W	1/1	5	90	18.0	42	1	0	0	-	-	0	90
11/19	Bal.	L	1/1	8	126	15.8	33	0	0	0	-	-	0	126
11/26	at Pit.	L	1/1	5	82	16.4	55t	1	0	0	-	-	0	82
12/3	TB	W	1/1	4	42	10.5	14	0	0	0	-	-	0	42
12/10	at Cle.	W	1/1	10	84	8.4	25t	2	0	0	-	-	0	84
12/17	at Car.	L	1/1	5	57	11.4	13t	1	0	0	-	-	0	57
12/23	Min.	L		(INACTIVE)										
12/31	at Det.	L		(INACTIVE)										
Totals			14/14	74	885	12.0	55t	10	0	0	-	-	0	885

2016, GREEN BAY (10-6)

Date	Opp.	W/L	GP/GS	RECEIVING					RUSHING					TOTAL OFFENSE
				Rec.	Yds.	Avg.	Lg.	TD	Att.	Yds.	Avg.	Lg.	TD	
9/11	at Jac.	W	1/1	3	50	16.7	29t	1	0	0	-	-	0	50
9/18	at Min.	L	1/1	3	26	8.7	13	0	0	0	-	-	0	26
9/25	Det.	W	1/0	2	23	11.5	14t	1	0	0	-	-	0	23
10/9	NYG	W	1/1	5	85	17.0	29t	1	0	0	-	-	0	85
10/16	Dal.	L	1/1	2	34	17.0	22	0	0	0	-	-	0	34
10/20	Chi.	W	1/1	13	132	10.2	24	2	0	0	-	-	0	132
10/30	at Atl.	L	1/1	12	74	6.2	22	0	0	0	-	-	0	74
11/6	Ind.	L	1/1	4	41	10.3	40	1	0	0	-	-	0	41
11/13	at Ten.	L	1/1	6	156	26.0	46	0	0	0	-	-	0	156
11/20	at Was.	L	1/1	3	42	14.0	37	0	0	0	-	-	0	42
11/28	at Phi.	W	1/1	5	113	22.6	50	2	0	0	-	-	0	113
12/4	Hou.	W	1/1	1	17	17.0	17	0	0	0	-	-	0	17
12/11	Sea.	W	1/1	4	104	26.0	66t	1	0	0	-	-	0	104
12/18	at Chi.	W	1/1	2	25	12.5	19	0	0	0	-	-	0	25
12/24	Min.	W	1/1	4	44	11.0	20t	1	0	0	-	-	0	44
1/1/17	at Det.	W	1/1	6	31	5.2	9t	2	0	0	-	-	0	31
Totals			16/15	75	997	13.3	66t	12	0	0	-	-	0	997
POSTSEASON														
1/8/17	NYG	W	1/1	8	125	15.6	31	1	0	0	-	-	0	125
1/15/17	at Dal.	W	1/1	5	76	15.2	32	0	0	0	-	-	0	76
1/22/17	at Atl.	L	1/1	3	16	5.3	8	1	0	0	-	-	0	16
Totals			3/3	16	217	13.6	32	2	0	0	-	-	0	217

2015, GREEN BAY (10-6)

Date	Opp.	W/L	GP/GS	RECEIVING					RUSHING					TOTAL OFFENSE
				Rec.	Yds.	Avg.	Lg.	TD	Att.	Yds.	Avg.	Lg.	TD	
9/13	at Chi.	W	1/1	4	59	14.8	25	0	0	0	-	-	0	59
9/20	Sea.	W	1/1	5	33	6.6	13	0	0	0	-	-	0	33
9/28	KC	W	1/1	0	0	-	-	0	0	0	-	-	0	0
10/4	at SF	W		(INACTIVE)										
10/11	LAR	W		(INACTIVE)										
10/18	SD	W		(INACTIVE)										
11/1	at Den.	L	1/1	1	8	8.0	8	0	0	0	-	-	0	8
11/8	at Car.	L	1/1	7	93	13.3	40	0	0	0	-	-	0	93
11/15	Det.	L	1/1	10	79	7.9	18	0	0	0	-	-	0	79
11/22	at Min.	W	1/1	3	36	12.0	16	0	0	0	-	-	0	36
11/26	Chi.	L	1/1	2	14	7.0	8	0	0	0	-	-	0	14
12/3	at Det.	W	1/1	4	21	5.3	8t	1	0	0	-	-	0	21
12/13	Dal.	W	1/1	2	12	6.0	8	0	0	0	-	-	0	12
12/20	at Oak.	W	1/1	5	32	6.4	8	0	0	0	-	-	0	32
12/27	at Ari.	L	1/1	3	42	14.0	38	0	0	0	-	-	0	42
1/3/16	Min.	L	1/0	4	54	13.5	24	0	0	0	-	-	0	54
Totals			13/12	50	483	9.7	40	1	0	0	-	-	0	483
POSTSEASON														
1/10/16	at Was.	W	1/0	4	48	12.0	20	1	0	0	-	-	0	48
1/16/16	at Ari.	L		(INACTIVE)										
Totals			1/0	4	48	12.0	20	1	0	0	-	-	0	48

2014, GREEN BAY (12-4)

Date	Opp.	W/L	GP/GS	RECEIVING					RUSHING					TOTAL OFFENSE
				Rec.	Yds.	Avg.	Lg.	TD	Att.	Yds.	Avg.	Lg.	TD	
9/4	at Sea.	L	1/0	0	0	-	-	0	0	0	-	-	0	0
9/14	NYJ	W	1/0	5	50	10.0	24	0	0	0	-	-	0	50
9/21	at Det.	L	1/0	2	11	5.5	9	0	0	0	-	-	0	11
9/28	at Chi.	W	1/0	2	18	9.0	15	0	0	0	-	-	0	18
10/2	Min.	W	1/1	1	11	11.0	11t	1	0	0	-	-	0	11
10/12	at Mia.	W	1/1	6	77	12.8	24	0	0	0	-	-	0	77
10/19	Car.	W	1/1	1	21	21.0	21t	1	0	0	-	-	0	21
10/26	at NO	L	1/1	7	75	10.7	16	0	0	0	-	-	0	75
11/9	Chi.	W	1/0	1	10	10.0	10	0	0	0	-	-	0	10
11/16	Phi.	W	1/1	2	13	6.5	7	1	0	0	-	-	0	13
11/23	at Min.	W	1/1	1	10	10.0	10	0	0	0	-	-	0	10
11/30	NE	W	1/1	6	121	20.2	45	0	0	0	-	-	0	121
12/8	Atl.	W	1/1	1	6	6.0	6	0	0	0	-	-	0	6
12/14	at Buf.	L	1/1	1	6	6.0	6	0	0	0	-	-	0	6
12/21	at TB	W	1/1	2	17	8.5	9	0	0	0	-	-	0	17
12/28	Det.	W	1/1	0	0	-	-	0	0	0	-	-	0	0
Totals			16/11	38	446	11.7	45	3	0	0	-	-	0	446
POSTSEASON														
1/11/15	Dal.	W	1/1	7	117	16.7	46t	1	0	0	-	-	0	117
1/18/15	at Sea.	L	1/1	1	7	7.0	7	0	0	0	-	-	0	7
Totals			2/2	8	124	15.5	46t	1	0	0	-	-	0	124



ALEX BARS

64

POSITION: Guard
HT/WT: 6-5/314
ACQUIRED: UFA-'22 (Chi.)
BORN: 9/8/95

NFL SEASON: 5
RAIDERS SEASON: 2
COLLEGE: Notre Dame
HOMETOWN: Nashville, Tenn.

TRANSACTIONS: Signed by Chicago Bears as an undrafted free agent, May 2, 2019...Waived by Bears, Aug. 31, 2019...Signed by Bears to practice squad, Sept. 1, 2019...Signed by Bears to active roster, Oct. 15, 2019...Re-signed by Bears as a free agent, March 3, 2021...Signed by Las Vegas Raiders as an unrestricted free agent, March 17, 2022.

CAREER: Enters his fifth NFL season and second with the Las Vegas Raiders...In his first season with the Raiders, played in 15 games and started a career-high 14 games, making starts at both left guard and right guard...Prior to joining the Raiders, played three seasons with the Chicago Bears (2019-21), seeing action in 38 career games with 13 starts...Played in all 17 regular-season games in 2021 and all 16 games in 2020...Joined Bears as an undrafted free agent in 2019 and spent time on the practice squad before being elevated to the active roster.

2022: In his first season with the Raiders, played in 15 games and started in a career-high 14 games, making two starts at left guard and 12 starts on right guard...Part of an offensive line that paved the way for 2,059 rushing yards by the Raiders in 2022, the most in a single season by the Raiders since 2011...Part of an offensive line that allowed just 35 sacks, tied for the ninth fewest in the NFL and five fewer than the year prior...**(9/25) at Ten.:** Made his first start as a Raider (left guard) after being signed to the active roster from the practice squad...**(10/2) vs. Den.:** Started at left guard as part of an offensive line that blocked for RB Josh Jacobs' 144 rushing yards and two touchdowns, a single-game career high at the time...**(10/10) at KC:** Made his first start at right guard and helped Josh Jacobs set a new career high with 154 rushing yards...**(10/23) vs. Hou.:** Started at right guard and helped the Raiders offense record 400 total yards, the most in a single game by the Raiders since Week 12 of the 2021 season...**(10/30) at NO.:** Started at right guard...**(11/6) at Jac.:** Started at right guard as part of an offense that recorded 321 total yards...**(11/13) vs. Ind.:** Started at right guard, paving the way for 232 passing yards and 77 rushing yards...**(11/20) at Den.:** Started at right guard and helped RB Josh Jacobs post his fourth 100-yard game of the season...**(11/27) at Sea.:** Started at right guard and helped the offense post a season-high 576 yards, the most by any team in the NFL in 2022...Also paved the way for 283 total rushing yards and a 7.1 yards per carry average, the best mark by the Raiders since 2011...**(12/4) vs. LAC:** Started at right guard and blocked for RB Josh Jacobs' 144 rushing yards and one touchdown, his sixth 100-yard game in 2022...Part of an offensive line that allowed zero sacks...**(12/8) at LAR:** Started at right guard and Raiders rush for 165 yards, the sixth game of the season with 150+ yards...Also part of an offensive line that allowed zero sacks...**(12/18) vs. NE:** Inactive with a knee injury...**(12/24) at Pit.:** Started at right guard...**(1/1/23) vs. SF:** Started at right guard and helped the offense record 500 total yards, the Raiders second game of 500+ yards...On an offensive line that allowed zero sacks, one of only two teams to allow zero sacks to the 49ers in 2022...**(1/7/23) vs. KC:** Started at right guard and helped pave the way for 155 rushing yards.

2021 (WITH CHI.): Appeared in all 17 games, including five starts...**(10/3) vs. Det.:** Helped Bears rush for 188 yards...**(10/10) at LV:** Made first start of the season...Paved the way for the Bears to rush for 143 yards...**(10/31) vs. SF:** Helped QB Justin Fields rush for a season-high 103 yards...**(11/8) at Pit.:** Part of an offense that recorded a season-high 414 total yards on offense...**(11/21) vs. Bal.:** Blocked for an offense that posted 353 total yards...**(11/25) at Det.:** Helped pave the way for the Bears to record 378 total yards...**(12/5) vs. Ari.:** Started and aided in RB David Montgomery's season-high 141 all-purpose yards...**(12/22) vs. NYG:** Helped Montgomery rush for two TDs.

2020 (WITH CHI.): Played in 16 games with eight starts...Started the final eight games of the season, making six starts at right guard and individual starts at center and left guard...**(11/8) at Ten.:** Made first-career start at center...**(11/16) vs. Min.:** Made first-career start at left guard...**(11/29) at GB:** Made first-career start at right guard...Helped RB David Montgomery eclipse 100 yards on the ground...**(12/6) vs. Det.:** Helped the Bears produced 140 yards on the ground with three TDs...**(12/20) at Min.:** Part of a ground attack that produced a season-high 199 rushing yards and two TDs...**Postseason: (1/10/21) at NO:** Started at right guard in an NFC Wild Card Game.

2019 (WITH CHI.): Appeared in five games as a rookie after earning promotion from the practice squad prior to Week 7...Inactive for six games...Saw action in each of the final five games of the regular season...**(11/28) at Det.:** Made NFL debut.

COLLEGE: Appeared in 36 career games with 32 starts at Notre Dame...Made starts at right tackle, right guard and left guard over his collegiate career...Named 2018 Sporting All-American First Team...As a graduate student in 2018, played the first five games of the season before suffering a season-ending injury...As a senior in 2017, started all 13 games at right guard...Part of an offensive line that paved the way for the No. 7-ranked rushing offense in the Football Bowl Subdivision (FBS) with 269.3 rushing yards per game...Paved the way as the Irish set a single-season school record with 3,503 rushing yards...Helped Notre Dame set the modern single-game record for rushing yards per carry against Boston College, as the Irish averaged 10.1 yards per attempt and totaled 515 yards to snap a record that stood for 75 years...As a junior in 2016, started all 12 games at right tackle...Part of an offensive line that paved the way for 417.6 total yards per game...As a sophomore in 2015, appeared in six games and made two starts at left guard...Part of a line that helped the Irish average 5.63 rushing yards per carry to establish a modern school record.

AT A GLANCE

- Enters fifth season in the NFL and second season with the Raiders after originally signing as an undrafted free agent with the Chicago Bears in 2019.
- Has played in 33 career games with 27 starts since entering the league in 2019.
- Last season – his first season with the Raiders – played in 15 games and started in a career-high 14 games, making starts at both left guard and right guard.
- Played in 36 games with 32 starts during collegiate career at Notre Dame, earning 2018 All-American honors from The Sporting News.

PERSONAL: Attended Montgomery Bell High School in Nashville, Tenn. ...Named second-team offensive lineman on the USA Today All-USA Prep All-American Team in 2013. ...Ranked as the No. 76 player in the nation by ESPN.com, No. 98 by Rivals.com and No. 99 by Tom Lemming/CBS Sports. ...Played both tackle and defensive tackle. ...Led team to Tennessee Division II-AA semifinals in 2013 and a 10-2 record. ...First-team Tennessee Class II-AA all-state selection by the Tennessee Sports Writers Association. ...First-team All-Midstate selection by the Nashville Tennessean in 2013. ...Played in the Under Armour High School All-America Game. ...Also competed in shot put and played saxophone in band.

ALEX BARS' GAMES PLAYED/STARTED

Year	Team	GP	GS
2019	Chicago	5	0
2020	Chicago	16	8
2021	Chicago	17	5
2022	Las Vegas	15	14
Totals		53	27
POSTSEASON			
2020	Chicago	1	1
Totals		1	1



JACOB BOBENMOYER

50

POSITION: Long Snapper **NFL SEASON:** 4
HT/WT: 6-2/235 **RAIDERS SEASON:** 1
ACQUIRED: UFA-'23 (Den.) **COLLEGE:** Northern Colorado
BORN: 5/28/97 **HOMETOWN:** Cheyenne, Wyo.

TRANSACTIONS: Signed by Denver Broncos as a free agent, Mar. 11, 2020...Signed by Las Vegas Raiders as an unrestricted free agent, Mar. 18, 2023.

CAREER: Veteran long snapper joins the Raiders after three seasons (2020-22) with the Denver Broncos...In 2022, appeared in 13 games and totaled four special teams tackles...Appeared in all 17 games for Denver in 2021 and recorded four special-teams tackles...As a rookie in 2020, played in 16 games and registered one fumble recovery and three special teams tackles...Career totals include 46 games played and four special teams tackles.

AT A GLANCE

- Has appeared in 46 games with the Broncos, totaling one fumble recovery and 11 special teams tackles during his career.
- In 2020, helped K Brandon McManus set a then single-season record with 10 field goals of 50+ yards.
- Played collegiately as a long snapper and edge rusher/linebacker at Northern Colorado, where he saw action on kick and punt coverage and return teams in addition to handling long snapping duties.

2022 (WITH DEN.): Appeared in 13 games and recorded four tackles on special teams...Missed four games on the Reserve/Injured List...Helped K Brandon McManus convert on 28-of-36 (77.8 percent) of his field goal attempts and 25-of-27 PATs for 109 points...Snapped to P Corliss Waitman on a league-leading 96 punts and ranked tied for seventh in the NFL with 30 punts inside the 20-yard line...**(9/12) at Sea.:** Helped McManus convert on 3-of-4 FG attempts and one PAT...**(9/25) vs. SF:** Helped Waitman earn AFC Special Teams Player of the Week honors after punting 10 times for 476 yards (47.6 avg.) with six punts inside the 20-yard line, a new franchise record...**(10/6) vs. Ind.:** Made his first special teams tackle of the season...Snapped on five punts and four FG attempts...Helped McManus reach 900 career regular-season punts and hit from 50+ yards for the 36th time...**(11/20) vs. LV:** Recorded one special teams tackle...Snapped on four punts, four FG attempts and one PAT...**(11/27) at Car.:** Notched one special teams tackle...Snapped on seven punts, two FG attempts and one PAT...**(1/8/23) vs. LAC:** Posted one tackle on special teams...Snapped on five punts, one FG attempt and four PATs.

2021 (WITH DEN.): Appeared in 17 games and recorded four special teams tackles...Helped McManus connect on 26-of-31 field goal attempts and 33-of-34 PATs for 111 points...Snapped to P Sam Martin who punted 67 times for 3,083 yards (46.0 avg.) and 28 punts inside the 20-yard line...**(9/12) at NYG:** Snapped on two punts, two FG attempts and two PATs...**(9/19) at Jac.:** Snapped on four punts, three FG attempts and two PATs...**(9/26) vs. NYJ:** Helped McManus connect on 4-of-4 field goal attempts and two extra points...**(10/3) vs. Bal.:** Collected one special teams tackle...Snapped on 10 punts and one PAT...Helped Martin set career highs in punts (10) and yards (49.1)...Also helped Martin record a season-long 68-yard punt and place four punts inside the 20-yard line...**(10/31) vs. Was.:** Recorded one special teams tackle...Snapped on three punts, two FG attempts and one PAT...Helped Martin place all three punts inside the 20-yard line...**(11/7) at Dal.:** Notched one special teams tackle...Snapped on three punts, four FG attempts and one PAT...**(11/14) vs. Phi.:** Helped Martin record a 50.8 net punting average on four punts for 212 yards...**(12/5) at KC:** Helped Martin register a season-high 53.3 avg. on three punts for 160 yards...**(12/12) vs. Det.:** Helped McManus earn AFC Special Teams Player of the Week after making a 52-yard field goal and converting all five PATs...**(1/2/22) at LAC:** Snapped on three punts, two FG attempts and one PAT...Helped McManus record a career-long 61-yard field goal to mark the longest field goal in a road game in franchise history...**(1/8/22) vs. KC:** Recorded his seventh career special teams stop...Snapped on three punts, two FG attempts and three PATs.

2020 (WITH DEN.): Played in 16 games and posted one fumble recovery and three special teams tackles...Helped McManus connect on a league-high 10 field goals of 50+ yards which set a then single-season franchise record, while also converting on 28-of-34 field goal attempts (82.4 percent) and 24-of-27 PATs...Also helped Martin record a 46.8 average on 65 punts...**(9/14) vs. Ten.:** Made his NFL and Broncos debut in the season opener...Snapped on five punts and one PAT...Also helped Martin punt five times for a 46.4 average with three punts placed inside the 20-yard line...**(9/20) at Pit.:** Snapped on four punts, two FG attempts and one PAT...Helped McManus surpass K Matt Prater for third all-time in regular-season made field goals in Broncos history...**(10/18) at NE:** Helped McManus earn AFC Special Teams Player of the Week honors after setting a career high and single-game franchise record with six made field goals (45, 44, 27, 52, 20, 54) and connecting on multiple 50-yard field goals...**(11/8) at Atl.:** Helped McManus tie Prater for the third-most total points in franchise history after connecting on 2-of-2 field goals (43, 41) and 3-of-3 PATs for nine points...**(11/15) at LV:** Snapped on four punts and two FG attempts...Helped McManus surpass Prater for the third-most points in franchise history...**(12/27) at LAC:** Helped McManus record multiple 50+ yard field goals for the seventh time in his career, tying the NFL record.

COLLEGE: Played in 31 games over three seasons at Northern Colorado...Was credited with 24 tackles (10 solo) and blocked one punt during his career with the Bears...Was voted a Phil Steele fourth-team All-America long snapper in 2018.

PERSONAL: Attended Cheyenne East (Wyo.) High School where he was an all-state linebacker, all-conference tight end and track athlete...Competed in shotput and discus and on the 4x100 relay team...Last name pronounced BOB-en-meyer.

ADDITIONAL STATISTICS: Special-teams tackles — 3 in 2020, 4 in 2021, 4 in 2022. NFL Totals — 11. Fumble recoveries — 1 in 2020. NFL Totals — 1.

JACOB BOBENMOYER'S GAMES PLAYED/STARTED

Year	Team	GP	GS
2020	Denver	16	0
2021	Denver	17	0
2022	Denver	13	0
Totals		46	0



BRANDON BOLDEN

34

POSITION: Running Back
HT/WT: 5-11/220
ACQUIRED: UFA-'22 (NE)
BORN: 1/26/90

NFL SEASON: 11
RAIDERS SEASON: 2
COLLEGE: Mississippi
HOMETOWN: Baton Rouge, La.

TRANSACTIONS: Signed by New England Patriots as an undrafted free agent, May 10, 2012... Re-signed by Patriots as an unrestricted free agent, April 5, 2017... Re-signed by Patriots as a free agent, Sept. 4, 2017... Signed by Miami Dolphins as a free agent, Sept. 5, 2018... Re-signed by Patriots as an unrestricted free agent, March 14, 2019... Signed by Las Vegas Raiders as an unrestricted free agent, March 17, 2022.

CAREER: Veteran running back enters his 11th NFL season and second with the Raiders, having played eight seasons with the New England Patriots and one season with the Miami Dolphins... Has played in 147 career games with nine starts... Totals include 1,363 rushing yards on 300 carries and 12 TDs... Has also added 109 career receptions for 959 yards and seven scores... Standout special teams contributor... Credited with 58 career special teams tackles... Has returned 27 career kickoffs for 609 yards... Has played in 17 career playoff games, including three Super Bowls.

2022: Played in 16 games and recorded 17 rushes for 66 yards...

Posted nine receptions for 57 yards and one TD... Finished tied for third on the team with seven special teams tackles... Returned one kickoff for 32 yards... (9/11) at LAC: Finished with two catches for 21 yards (10.5 avg.), including an 18-yard TD... Added three carries for seven yards... (9/18) vs. Ari.: Inactive due to a hamstring injury... (9/25) at Ten.: Rushed for 17 yards on three attempts (5.7 avg.) and caught two passes for four yards... (10/2) vs. Den.: Returned one kickoff for 32 yards... (10/10) at KC: Rushed one time for five yards... Recorded a season-high three receptions for 29 yards (9.7 avg.)... (10/23) vs. Hou.: Recorded one tackle on special teams... (10/30) at NO: Appeared on special teams... (11/6) at Jac.: Rushed one time for five yards... (11/13) vs. Ind.: Played on special teams... (11/20) at Den.: Caught one pass for four yards... (11/27) at Sea.: Saw action on special teams... (12/4) vs. LAC: Played on special teams... (12/8) at LAR: Recorded one tackle on special teams... (12/18) vs. NE: Registered one special teams tackle... (12/24) at Pit.: Notched one tackle on special teams... (1/1/23) vs. SF: Rushed 32 yards on eight attempts (4.0 avg.)... (1/7/23) vs. KC: Recorded one tackle on special teams.

2021 (WITH NE): Played in all 17 games with one start... Set a career high with 41 catches for 405 yards and two TDs... Also rushed for 226 yards on 44 carries with one TD... Marked his highest rushing yardage total since 2013... Credited with a career-high 11 special teams tackles (nine solo)... (10/3) vs. TB: Matched a career-high with six catches for 51 yards... (10/10) at Hou.: Had a season-long 24-yard rush... Added four catches for six yards... (10/24) vs. NYJ: Hauled in six passes for a season-high 79 yards and one TD... (11/7) at Car.: Carried the ball a season-high eight times for 54 yards... Also had two receptions for 27 yards... (11/14) vs. Cle.: Rushed for 32 yards on just three carries, including a 22-yard run... had three catches for 38 yards... (11/28) vs. Ten.: Totaled four receptions for 54 yards... (1/9/22) at Mia.: Recorded 66 yards from scrimmage and two TDs... Rushed for 46 yards with a TD on seven carries... Also totaled 20 yards and a TD on two catches... Postseason: (1/15/22) at Buf.: Set a postseason career best with four catches for 27 yards in an AFC Wild Card Game.

2020 (WITH NE): Exercised the Reserve/Opt-Out option due to COVID-19 and did not play.

2019 (WITH NE): Played in 15 games with two starts... Totaled 15 rushing attempts for 68 yards and three TDs... Also caught nine passes for 111 yards and one score... Established a career high with four total TDs... Returned 23 kickoffs for 515 yards, both career highs... Credited with seven solo tackles on special teams... Blocked a punt that was returned for a TD... (9/8) vs. Pit.: Handled kick return duties for the first time, returning two kickoffs for 35 yards... (9/29) at Buf.: Scored a 4-yard TD on his lone carry of the game... (10/6) at Was.: Hauled in a 29-yard TD reception and rushed five times for 13 yards... (10/10) vs. NYG: Scored on a 1-yard run to mark his third-straight week with a TD... Finished with three carries for 23 yards and two catches for 22 yards... Blocked a punt that was recovered by New England for a TD... (12/8) vs. KC: Scored on a 10-yard TD run, marking his fourth score of the season... Also returned four kickoffs for 76 yards... Postseason: (1/4/20) vs. Ten.: Appeared as a reserve in an AFC Wild Card Game.

2018 (WITH MIA): Signed with Miami after participating in training camp with New England and played in all 16 games... Produced 91 yards on eight rushing attempts with two TDs... Caught three passes for 13 yards with one TD... Posted six special teams tackles (four)... (11/11) at GB: Blocked a punt on special teams... (12/9) vs. NE: Rushed twice for 60 yards and two TDs, including a 54-yard TD scamper in the second quarter... (12/23) vs. Jac.: Had a 4-yard TD catch.

2017 (WITH NE): Played in all 16 games... Totaled eight special teams tackles (seven)... Recorded 67 rushing yards on 13 attempts... Also had one catch for seven yards... (9/24) vs. Hou.: Posted two stops on special teams... Postseason: (1/13/18) vs. Ten.: Carried the ball four times for 27 yards and first career postseason TD in AFC Divisional Playoff Game... (2/4/18) vs. Phi.: Saw action in Super Bowl LII.

2016 (WITH NE): Played in 14 games... Posted four solo tackles on special teams and forced a fumble... (9/11) at Ari.: Rushed once for four yards... (9/22) vs. Hou.: Forced a fumble on a first-quarter kickoff that was recovered by New England and set up a TD... (10/2) vs. Buf.: Caught two passes for 15 yards... Postseason: (2/5/17) vs. Atl.: Recorded one special teams tackle that pinned Atlanta at their own 11-yard line with 57 seconds left in regulation in Super Bowl LI.

AT A GLANCE

- Has played in 147 career games with nine starts over 10 NFL seasons, totaling 1,363 rushing yards on 300 carries and 12 TDs, while adding 109 career receptions for 959 yards and seven scores.
- Set career highs with 41 receptions for 405 yards in 2021, 20 more receptions than his previous single-season high.
- Originally entered the NFL as an undrafted free agent in 2012 and has played in 17 career postseason games, including three Super Bowls, with the Patriots.

2015 (WITH NE): Saw action in 15 games with two starts...Rushed for 207 yards on 63 attempts and racked up 19 catches for 180 yards...Produced the first two receiving TDs of his career...Credited with three special teams tackles (two)...**(10/18) at Ind.:** Assisted on a tackle on a fake punt attempt, marking first-career tackle on defense...**(11/8) vs. Was.:** Caught three passes for 27 yards, including a TD on an 18-yard reception...Marked first-career TD catch...Also had a 12-yard rush...**(11/29) at Den.:** Totaled four catches for 84 yards...Hauled in a 63-yard TD in the fourth quarter, setting a career long...Also carried the ball four times for 11 yards...**(12/13) at Hou.:** Totaled 16 carries for 51 yards...**(12/20) vs. Ten.:** Made his first start of the season...Rushed 10 times for 35 yards...Also had two receptions for 18 yards...**Postseason: (1/6/16) vs. KC:** Made second career postseason start...Credited with two special teams tackles.

2014 (WITH NE): Played in 16 games with two starts...Totaled 89 yards on 28 carries with one TD...Also caught two passes for eight yards...Compiled six tackles (four) on special teams, blocked one punt and forced a fumble on a kickoff...**(10/5) vs. Cin.:** Credited with two special teams stops...Forced a fumble on a kickoff that was recovered by the Patriots for a TD...Also had one carry for three yards...**(11/30) at GB:** Made first start of the season and had three carries for 17 yards...Produced a TD on a 6-yard run...**(12/7) at SD:** Blocked a punt that led to a New England TD...**Postseason: (1/10/15) vs. Bal.:** Made first-career postseason start in AFC Divisional Playoff...Had three carries for seven yards, an 11-yard reception and produced a special teams tackle...**(2/1/15) at Sea.:** Saw action in a reserve role in Super Bowl XLIX.

2013 (WITH NE): Saw action in 12 games with two starts...Compiled 271 rushing yards on 55 carries with three TDs...Also caught 21 passes for 152 yards...**(9/22) vs. TB:** Made season debut and first-career start...Racked up 100 yards of total offense...Had 51 yards on just three rushing attempts, establishing a career-long with a 46-yard run...Also caught five passes for 49 yards...**(10/20) at NYJ:** Rushed for 36 yards on eight carries including first TD of the season...Added a 7-yard catch...**(10/27) vs. Mia.:** Compiled 22 yards on eight yards with a third-quarter TD...Caught two passes for seven yards...**(11/24) vs. Den.:** Rushed 13 times for 58 yards with a TD...Had an 11-yard reception...Played in two postseason games.

2012 (WITH NE): Played in 10 games in rookie season...Finished with 56 carries for 274 yards with two TDs...**(9/9) at Ten.:** Made NFL debut, rushing for 11 yards on five carries...**(9/23) at Bal.:** Rushed for four yards and scored first-career TD on a 2-yard run...**(9/30) at Buf.:** Set a career high with 137 rushing yards on 16 carries with a TD...Combined with Stevan Ridley to become the first Patriots running back duo to eclipse 100 yards rushing in the same game since 1980...Earned FedEx Ground Player of the Week honors for his efforts...**(10/7) vs. Den.:** Posted 54 yards on 14 carries as part of a rushing attack that surpassed 200 yards for the second-straight week...Played in two postseason games.

COLLEGE: Played at Mississippi and finished career ranked second in program history in total TDs (33), rushing TDs (27), third in all-purpose yards (3,861) and fourth in rushing yards (2,604)...As a senior, played in 10 games with four starts and totaled 462 rushing yards on 96 carries with four TDs...Served as a team captain...As a junior, named honorable mention All-SEC by the Associated Press...Played in 13 games with 11 starts and tied the school's single-season records with 17 total TDs and 14 rushing TDs...Finished fifth in the SEC with an average of 81.3 rushing yards per game...As a sophomore, appeared in 13 games with eight starts...Registered 614 yards on 129 carries with four TDs...Also had 20 catches for 209 yards and one TD...As a freshman, played in all 13 games and rushed for 542 yards with five TDs...Added a receiving TD.

PERSONAL: Attended Scotlandville Magnet High School in Baton Rouge, La...As a senior, rushed for 866 yards and 12 TDs...Also caught 12 passes for 256 yards...Named first-team All-District 5-5A...Ranked the No. 34 player in Louisiana by SuperPrep and named to SuperPrep all-region team...Named to the Times-Picayune Best of the Rest Preps team...Ranked the No. 21 player in Louisiana and No. 34 running back in the nation by Rivals.com...Rated the No. 32 player in Louisiana and the No. 93 running back in the nation by Scout.com...As a junior, earned second-team All-District 6-4A honors...Credited with over 1,000 rushing yards as a sophomore and junior...Grandfather, Frank Pitts, played 10 years in the NFL as a wide receiver for the Chiefs, Browns and Raiders, playing in Super Bowl I and Super Bowl IV.

ADDITIONAL STATISTICS: Special teams tackles – 5 in 2012, 6 in 2014, 3 in 2015, 4 in 2016, 8 in 2017, 6 in 2018, 7 in 2019, 11 in 2021, 7 in 2022; NFL Totals: 58. Blocked punts – 1 in 2014, 1 in 2018, 1 in 2019; NFL Totals: 3. Forced fumbles – 1 in 2014, 1 in 2015, 1 in 2016, 1 in 2019; NFL Totals: 4. Fumble recoveries – 1 in 2016. NFL Totals: 1.

SINGLE-GAME HIGHS: RUSHING: Recoveries – 16, two times; last: 12/13/15 at Hou. Yards – 137, 9/30/12 at Buf. Long – 54t, 12/9/18 vs. NE. Touchdowns – 2, 12/9/18 vs. NE. RECEIVING: Receptions – 6, three times, last: 10/24/21 vs. NYJ. Yards – 84, 12/29/15 at Den. Long – 63t, 11/29/15 at Den. Touchdowns – 1, six times, last: 1/9/22 at Mia. RETURNS: Kickoffs – 4, 12/8/19 vs. KC. Yards – 76, 12/8/19 vs. KC. Long – 38, 12/29/19 vs. Mia.

BRANDON BOLDEN'S CAREER STATISTICS

Year	Team	GP	GS	RUSHING					RECEIVING					TOTAL OFFENSE
				Att.	Yds	Avg.	Lg.	TD	Rec.	Yds.	Avg.	Lg.	TD	
2012	New England	10	0	56	274	4.9	27	2	2	11	5.5	11	0	285
2013	New England	12	2	55	271	4.9	46	3	21	152	7.2	18	0	423
2014	New England	16	2	28	89	3.2	17	1	2	8	4.0	4	0	97
2015	New England	15	2	63	207	3.3	14	0	19	180	9.5	63t	2	387
2016	New England	14	0	1	4	4.0	4	0	2	15	7.5	13	0	19
2017	New England	16	0	13	67	5.2	20	0	1	7	7.0	7	0	74
2018	Miami	16	0	8	91	11.4	54t	2	3	13	4.3	9	1	104
2019	New England	15	2	15	68	4.5	21	3	9	111	12.3	29t	1	179
2020	New England			(RESERVE/OPT-OUT - COVID-19)										
2021	New England	17	1	44	226	5.1	24	1	41	405	9.9	28	2	631
2022	Las Vegas	16	0	17	66	3.9	12	0	9	57	6.3	18t	1	123
Totals		147	9	300	1,363	4.5	54t	12	109	959	8.8	63t	7	2,322

POSTSEASON

2012	New England	2	0	0	0	-	-	0	0	0	-	-	0	0
2013	New England	2	0	0	0	-	-	0	0	0	-	-	0	0
2014	New England	3	1	3	7	2.3	4	0	1	11	11.0	11	0	18
2015	New England	2	1	5	12	2.4	4	0	3	26	8.7	20	0	38
2016	New England	3	0	0	0	-	-	0	0	0	-	-	0	0
2017	New England	3	0	4	27	6.8	20	1	0	0	-	-	0	27
2019	New England	1	0	0	0	-	-	0	0	0	-	-	0	0
2021	New England	1	0	0	0	-	-	0	4	27	6.8	12	0	27
Totals		17	2	12	46	3.8	20	1	8	64	8.0	20	0	110

KICKOFF RETURNS

Year	Team	KICKOFF RETURNS					PUNT RETURNS					
		Ret.	Yds.	Avg.	Lg.	TD	Ret.	FC	Yds.	Avg.	Lg.	TD
2012	New England	0	0	-	-	0	0	0	0	-	-	0
2013	New England	0	0	-	-	0	0	0	0	-	-	0
2014	New England	0	0	-	-	0	0	0	0	-	-	0
2015	New England	0	0	-	-	0	0	0	0	-	-	0
2016	New England	0	0	-	-	0	0	0	0	-	-	0
2017	New England	0	0	-	-	0	0	0	0	-	-	0
2018	Miami	0	0	-	-	0	0	0	0	-	-	0
2019	New England	23	515	22.4	38	0	0	0	0	-	-	0
2020	New England	0	0	-	-	0	0	0	0	-	-	0
2021	New England	3	62	20.7	25	0	0	0	0	-	-	0
2022	Las Vegas	1	32	32.0	32	0	0	0	0	-	-	0
Totals		27	609	22.6	38	0	0	0	0	-	-	0

BRANDON BOLDEN GAME-BY-GAME

2022, LAS VEGAS (6-11)

Date	Opp.	W/L	GP/GS	RUSHING					RECEIVING					Total Offense
				Att.	Yds.	Avg.	Lg.	TD	Rec.	Yds.	Avg.	Lg.	TD	
9/11	at LAC	L	1/0	3	7	2.3	5	0	2	21	10.5	18t	1	28
9/18	Ari.	L		(INACTIVE - HAMSTRING)										
9/25	at Ten.	L	1/0	3	17	5.7	12	0	2	4	2.0	6	0	21
10/2	Den.	W	1/0	0	0	-	-	0	1	-1	-1.0	-1	0	-1
10/10	at KC	L	1/0	1	5	5.0	5	0	3	29	9.7	12	0	34
10/23	Hou.	W	1/0	0	0	-	-	0	0	0	-	-	0	0
10/30	at NO	L	1/0	0	0	-	-	0	0	0	-	-	0	0
11/6	at Jac.	L	1/0	1	5	5.0	5	0	0	0	-	-	0	5
11/13	Ind.	L	1/0	0	0	-	-	0	0	0	-	-	0	0
11/20	at Den.	W	1/0	0	0	-	-	0	1	4	4.0	4	0	4
11/27	at Sea.	W	1/0	0	0	-	-	0	0	0	-	-	0	0
12/4	LAC	W	1/0	0	0	-	-	0	0	0	-	-	0	0
12/8	at LAR	L	1/0	0	0	-	-	0	0	0	-	-	0	0
12/18	NE	W	1/0	0	0	-	-	0	0	0	-	-	0	0
12/24	at Pit	L	1/0	1	0	0.0	0	0	0	0	-	-	0	0
1/123	SF	L	1/0	8	32	4.0	10	0	0	0	-	-	0	32
1/7/23	KC	L	1/0	0	0	-	-	0	0	0	-	-	0	0
Totals			16/0	17	66	3.9	12	0	9	57	6.3	18t	1	123

2021, NEW ENGLAND (10-7)

Date	Opp.	W/L	GP/GS	RUSHING					RECEIVING					Total Offense
				Att.	Yds.	Avg.	Lg.	TD	Rec.	Yds.	Avg.	Lg.	TD	
9/12	Mia.	L	1/0	1	5	5.0	5	0	0	0	-	-	0	5
9/19	at NYJ	W	1/0	0	0	-	-	0	0	0	-	-	0	0
9/26	NO	L	1/0	3	-1	-0.3	0	0	3	23	7.7	14	0	22
10/3	TB	L	1/0	1	0	0.0	0	0	6	51	8.5	15	0	51
10/10	at Hou.	W	1/0	2	25	12.5	24	0	4	6	1.5	3	0	31
10/17	Dal.	L	1/0	1	-1	-1.0	-1	0	1	3	3.0	3	0	2
10/24	NYJ	W	1/0	2	0	0.0	0	0	6	79	13.2	28	1	79
10/31	at LAC	W	1/0	4	26	6.5	14	0	0	0	0.0	0	0	26
11/7	at Car.	W	1/1	8	54	6.8	16	0	2	27	13.5	28	0	81
11/14	Cle.	W	1/0	3	32	10.7	22	0	3	38	12.7	20	0	70
11/18	at Atl.	W	1/0	1	1	1.0	1	0	2	15	7.5	9	0	16
11/28	Ten.	W	1/0	0	0	-	-	0	4	54	13.5	21	0	54
12/6	at Buf.	W	1/0	4	28	7.0	16	0	1	7	7.0	7	0	35
12/18	at Ind.	L	1/0	4	3	0.8	3	0	3	41	13.7	16	0	44
12/26	Buf.	L	1/0	2	4	2.0	3	0	2	20	10.0	14	0	24
1/2/22	Jac.	W	1/0	1	4	4.0	4	0	2	21	10.5	13	0	25
1/9/22	at Mia.	L	1/0	7	46	6.6	19	1	2	20	10.0	18t	1	66
Totals			17/1	44	226	5.1	24	1	41	405	9.9	28	2	631
POSTSEASON														
1/15/22	at Buf.	L	1/0	0	0	-	-	0	4	27	6.8	12	0	27
Totals			1/0	0	0	-	-	0	4	27	6.75	12	0	27

2019, NEW ENGLAND (12-4)

Date	Opp.	W/L	GP/GS	RUSHING					RECEIVING					Total Offense
				Att.	Yds.	Avg.	Lg.	TD	Rec.	Yds.	Avg.	Lg.	TD	
9/8	Pit.	W	1/0	1	7	7.0	7	0	0	0	-	-	0	7
9/15	at Mia.	W		(INACTIVE)										
9/22	NYJ	W	1/1	2	-2	-1.0	3	0	2	21	10.5	11	0	19
9/29	at Buf.	W	1/0	1	4	4.0	4t	1	0	0	0.0	0	0	4
10/6	at Was.	W	1/0	5	13	2.6	5	0	1	29	29.0	29t	1	42
10/10	NYG	W	1/0	3	23	7.7	21	1	2	22	11.0	16	0	45
10/21	at NYJ	W	1/0	1	2	2.0	2	0	4	39	9.8	28	0	41
10/27	Cle.	W	1/0	0	0	-	-	0	0	0	-	-	0	0
11/3	at Bal.	L	1/0	0	0	-	-	0	0	0	-	-	0	0
11/17	at Phi.	W	1/1	0	0	-	-	0	0	0	-	-	0	0
11/24	Dal.	W	1/0	1	11	11.0	11	0	0	0	-	-	0	11
12/1	at Hou.	L	1/0	0	0	-	-	0	0	0	-	-	0	0
12/8	KC	L	1/0	1	10	10.0	10t	1	0	0	-	-	0	10
12/15	at Cin.	W	1/0	0	0	-	-	0	0	0	-	-	0	0
12/21	Buf.	W	1/0	0	0	-	-	0	0	0	-	-	0	0
12/29	Mia.	L	1/0	0	0	-	-	0	0	0	-	-	0	0
Totals			15/2	15	68	4.5	21	3	9	111	12.3	29t	1	179
POSTSEASON														
1/4/20	Ten.	L		1/0	0	0	-	-	0	0	0	-	-	0
Totals				1/0	0	0	-	-	0	0	0	-	-	0

2018, MIAMI (7-9)

Date	Opp.	W/L	GP/GS	RUSHING					RECEIVING					Total Offense
				Att.	Yds.	Avg.	Lg.	TD	Rec.	Yds.	Avg.	Lg.	TD	
9/9	Ten.	W	1/0	0	0	-	-	0	0	0	-	-	0	0
9/16	at NYJ	W	1/0	0	0	-	-	0	0	0	-	-	0	0
9/23	Oak.	W	1/0	0	0	-	-	0	0	0	-	-	0	0
9/30	at NE	L	1/0	0	0	-	-	0	0	0	-	-	0	0
10/7	at Cin.	L	1/0	0	0	-	-	0	0	0	-	-	0	0
10/14	Chi.	W	1/0	0	0	-	-	0	0	0	-	-	0	0
10/21	Det.	L	1/0	0	0	-	-	0	0	0	-	-	0	0
10/25	at Hou.	L	1/0	0	0	-	-	0	0	0	-	-	0	0
11/4	NYJ	W	1/0	0	0	-	-	0	0	0	-	-	0	0
11/11	at GB	L	1/0	0	0	-	-	0	0	0	-	-	0	0
11/25	at Ind.	L	1/0	0	0	-	-	0	0	0	-	-	0	0
12/2	Buf.	W	1/0	1	10	10.0	10	0	0	0	-	-	0	10
12/9	NE	W	1/0	2	60	30.0	54t	2	1	0	0.0	0	0	60
12/16	at Min.	L	1/0	1	12	12.0	12	0	0	0	-	-	0	12
12/23	Jac.	L	1/0	4	9	2.3	7	0	1	4	4.0	4t	1	13
12/30	at Buf.	L	1/0	0	0	0.0	0	0	1	9	9.0	9	0	9
Totals			16/0	8	91	11.4	54t	2	3	13	4.3	9	1	104

2017, NEW ENGLAND (13-3)

Date	Opp.	W/L	GP/GS	RUSHING					RECEIVING					Total Offense
				Att.	Yds.	Avg.	Lg.	TD	Rec.	Yds.	Avg.	Lg.	TD	
9/7	KC	L	1/0	0	0	-	-	0	0	0	-	-	0	0
9/17	at NO	W	1/0	0	0	-	-	0	0	0	-	-	0	0
9/24	Hou.	W	1/0	0	0	-	-	0	0	0	-	-	0	0
10/1	Car.	L	1/0	0	0	-	-	0	0	0	-	-	0	0
10/5	at TB	W	1/0	0	0	-	-	0	0	0	-	-	0	0
10/15	at NYJ	W	1/0	0	0	-	-	0	0	0	-	-	0	0
10/22	Atl.	W	1/0	0	0	-	-	0	0	0	-	-	0	0
10/29	LAC	W	1/0	0	0	-	-	0	0	0	-	-	0	0
11/12	at Den.	W	1/0	2	1	0.5	2	0	0	0	-	-	0	1
11/19	at LV	W	1/0	0	0	-	-	0	0	0	-	-	0	0
11/26	Mia.	W	1/0	0	0	-	-	0	0	0	-	-	0	0
12/3	at Buf.	W	1/0	0	0	-	-	0	0	0	-	-	0	0
12/11	at Mia.	L	1/0	0	0	-	-	0	0	0	-	-	0	0
12/17	at Pit.	W	1/0	0	0	-	-	0	0	0	-	-	0	0
12/24	Buf.	W	1/0	2	20	10.0	12	0	0	0	-	-	0	20
12/31	NYJ	W	1/0	9	46	5.1	20	0	1	7	7.0	7	0	53
Totals			16/0	13	67	5.2	20	0	1	7	7.0	7	0	74
POSTSEASON														
1/13/18	Ten.	W	1/0	4	27	6.8	20	1	0	0	-	-	0	27
1/21/18	Jac.	W	1/0	0	0	-	-	0	0	0	-	-	0	0
2/4/18	Phi.	L	1/0	0	0	-	-	0	0	0	-	-	0	0
Totals			3/0	4	27	6.8	20	1	0	0	-	-	0	27

2016, NEW ENGLAND (14-2)

Date	Opp.	W/L	GP/GS	RUSHING					RECEIVING					Total Offense
				Att.	Yds.	Avg.	Lg.	TD	Rec.	Yds.	Avg.	Lg.	TD	
9/11	at Ari.	W	1/0	1	4	4.0	4	0	0	0	-	-	0	4
9/18	Mia.	W	1/0	0	0	-	-	0	0	0	-	-	0	0
9/22	Hou.	W	1/0	0	0	-	-	0	0	0	-	-	0	0
10/2	Buf.	L	1/0	0	0	-	-	0	2	15	7.5	13	0	15
10/9	at Cle.	W		(INACTIVE)										
10/16	Cin.	W		(INACTIVE)										
10/23	at Pit.	W	1/0	0	0	-	-	0	0	0	-	-	0	0
10/30	at Buf.	W	1/0	0	0	-	-	0	0	0	-	-	0	0
11/13	Sea.	L	1/0	0	0	-	-	0	0	0	-	-	0	0
11/20	at SF	W	1/0	0	0	-	-	0	0	0	-	-	0	0
11/27	at NYJ	W	1/0	0	0	-	-	0	0	0	-	-	0	0
12/4	LAR	W	1/0	0	0	-	-	0	0	0	-	-	0	0
12/12	Bal.	W	1/0	0	0	-	-	0	0	0	-	-	0	0
12/18	at Den.	W	1/0	0	0	-	-	0	0	0	-	-	0	0
12/24	NYJ	W	1/0	0	0	-	-	0	0	0	-	-	0	0
1/1/17	at Mia.	W	1/0	0	0	-	-	0	0	0	-	-	0	0
Totals			14/0	1	4	4.0	4	0	2	15	7.5	13	0	19
POSTSEASON														
1/14/17	Hou.	W	1/0	0	0	-	-	0	0	0	-	-	0	0
1/22/17	Pit.	W	1/0	0	0	-	-	0	0	0	-	-	0	0
2/5/17	at Atl.	W	1/0	0	0	-	-	0	0	0	-	-	0	0
Totals			3/0	0	0	-	-	0	0	0	-	-	0	0

2015, NEW ENGLAND (12-4)

Date	Opp.	W/L	GP/GS	RUSHING					RECEIVING					Total Offense
				Att.	Yds.	Avg.	Lg.	TD	Rec.	Yds.	Avg.	Lg.	TD	
9/10	Pit.	W	1/0	5	1	0.2	3	0	1	12	12.0	12	0	13
9/20	at Buf.	W	1/0	1	1	1.0	1	0	1	2	2.0	2	0	3
9/27	Jac.	W	1/0	0	0	-	-	0	0	0	-	-	0	0
10/11	at Dal.	W	1/0	0	0	-	-	0	0	0	-	-	0	0
10/18	at Ind.	W	1/0	0	0	-	-	0	0	0	-	-	0	0
10/25	NYJ	W		(INACTIVE)										
10/29	Mia.	W	1/0	0	0	-	-	0	0	0	-	-	0	0
11/8	Was.	W	1/0	1	12	12.0	12	0	3	27	9.0	18t	1	39
11/15	at NYG	W	1/0	1	-3	-3.0	-3	0	0	0	0.0	0	0	-3
11/23	Buf.	W	1/0	4	15	3.8	7	0	0	0	0.0	0	0	15
11/29	at Den.	L	1/0	4	11	2.8	9	0	4	84	21.0	63t	1	95
12/6	Phi.	L	1/0	3	22	7.3	14	0	1	2	2.0	2	0	24
12/13	at Hou.	W	1/0	16	51	3.2	12	0	0	0	0.0	0	0	51
12/20	Ten.	W	1/1	10	36	3.6	10	0	2	18	9.0	12	0	54
12/27	at NYJ	L	1/1	9	30	3.3	13	0	5	30	6.0	14	0	60
1/3/16	at Mia.	L	1/0	9	31	3.4	10	0	2	5	2.5	6	0	36
Totals			15/2	63	207	3.3	14	0	19	180	9.5	63t	2	387
POSTSEASON														
1/16/16	KC	W	1/1	0	0	0.0	0	0	1	-3	-3.0	-3	0	-3
1/24/16	at Den.	L	1/0	5	12	2.4	4	0	2	29	14.5	20	0	41
Totals			2/1	5	12	2.4	4	0	3	26	8.7	20	0	38

2014, NEW ENGLAND (12-4)


Date	Opp.	W/L	GP/GS	RUSHING					RECEIVING					Total Offense
				Att.	Yds.	Avg.	Lg.	TD	Rec.	Yds.	Avg.	Lg.	TD	
9/7	at Mia.	L	1/0	2	8	4.0	7	0	1	4	4.0	4	0	12
9/14	at Min.	W	1/0	4	0	0.0	2	0	0	0	-	-	0	0
9/21	Oak.	W	1/0	2	4	2.0	3	0	0	0	-	-	0	4
9/29	at KC	L	1/0	0	0	-	-	0	0	0	-	-	0	0
10/5	Cin.	W	1/0	1	3	3.0	3	0	0	0	-	-	0	3
10/12	at Buf.	W	1/0	6	10	1.7	8	0	0	0	-	-	0	10
10/16	NYJ	W	1/0	0	0	-	-	0	1	4	4.0	4	0	4
10/26	Chi.	W	1/0	0	0	-	-	0	0	0	-	-	0	0
11/2	Den.	W	1/0	0	0	-	-	0	0	0	-	-	0	0
11/16	at Ind.	W	1/0	0	0	-	-	0	0	0	-	-	0	0
11/23	Det.	W	1/0	0	0	-	-	0	0	0	-	-	0	0
11/30	at GB	L	1/1	3	17	5.7	12	1	0	0	-	-	0	17
12/7	at SD	W	1/0	0	0	-	-	0	0	0	-	-	0	0
12/14	Mia.	W	1/0	0	0	-	-	0	0	0	-	-	0	0
12/21	at NYJ	W	1/0	5	32	6.4	17	0	0	0	-	-	0	32
12/28	Buf.	L	1/1	5	15	3.0	7	0	0	0	-	-	0	15
Totals			16/2	28	89	3.2	17	1	2	8	4.0	4	0	97
POSTSEASON														
1/10/15	Bal.	W	1/1	3	7	2.3	4	0	1	11	11.0	11	0	18
1/18/15	Ind.	W	1/0	0	0	-	-	0	0	0	-	-	0	0
2/1/15	at Sea.	W	1/0	0	0	-	-	0	0	0	-	-	0	0
Totals			3/1	3	7	2.3	4	0	1	11	11.0	11	0	18

2013, NEW ENGLAND (12-4)

Date	Opp.	W/L	GP/GS	RUSHING					RECEIVING					Total Offense
				Att.	Yds.	Avg.	Lg.	TD	Rec.	Yds.	Avg.	Lg.	TD	
9/8	at Buf.	W		(INACTIVE)										
9/12	NYJ	W		(INACTIVE)										
9/22	TB	W	1/1	3	51	17.0	46	0	5	49	9.8	17	0	100
9/29	at Atl.	W	1/0	6	17	2.8	8	0	1	-5	-5.0	-5	0	12
10/6	at Cin.	L	1/0	5	24	4.8	12	0	6	40	6.7	14	0	64
10/13	NO	W	1/0	5	19	3.8	12	0	2	9	4.5	5	0	28
10/20	at NYJ	L	1/1	8	36	4.5	9	1	1	7	7.0	7	0	43
10/27	Mia.	W	1/0	8	22	2.8	8	1	2	7	3.5	5	0	29
11/3	Pit.	W	1/0	3	36	12.0	14	0	0	0	-	-	0	36
11/18	at Car.	L		(INACTIVE)										
11/24	Den.	W	1/0	13	58	4.5	33	1	1	11	11.0	11	0	69
12/1	at Hou.	W	1/0	3	2	0.7	1	0	1	18	18.0	18	0	20
12/8	Cle.	W		(INACTIVE)										
12/15	at Mia.	L	1/0	0	0	0.0	0	0	0	0	-	-	0	0
12/22	at Bal.	W	1/0	1	6	6.0	6	0	2	16	8.0	12	0	22
12/29	Buf.	W	1/0	0	0	0.0	0	0	0	0	-	-	0	0
Totals			12/2	55	271	4.9	46	3	21	152	7.2	18	0	423
POSTSEASON														
1/11/14	Ind.	W	1/0	0	0	-	-	0	0	0	-	-	0	0
1/19/14	at Den.	L	1/0	0	0	-	-	0	0	0	-	-	0	0
Totals			2/0	0	0	-	-	0	0	0	-	-	0	0

2012. NEW ENGLAND (11-4)

Date	Opp.	W/L	GP/GS	RUSHING					RECEIVING					Total Offense
				Att.	Yds.	Avg.	Lg.	TD	Rec.	Yds.	Avg.	Lg.	TD	
9/9	at Ten.	W	1/0	5	11	2.2	9	0	0	0	-	-	0	11
9/16	Ari.	L	1/0	0	0	0.0	0	0	0	0	-	-	0	0
9/23	at Bal.	L	1/0	2	4	2.0	2t	1	0	0	-	-	0	4
9/30	at Buf.	W	1/0	16	137	8.6	27	1	1	11	11.0	11	0	148
10/7	Den.	W	1/0	14	54	3.9	24	0	1	0	0.0	0	0	54
10/14	at Sea.	L	1/0	6	28	4.7	13	0	0	0	-	-	0	28
10/21	NYJ	W												
10/28	at StL.	W												
11/11	Buf.	W												
11/18	Ind.	W												
11/22	at NYJ	W												
12/2	at Mia.	W												
12/10	Hou.	W	1/0	2	11	5.5	6	0	0	0	-	-	0	11
12/16	SF	L	1/0	0	0	0.0	0	0	0	0	-	-	0	0
12/23	at Jac.	W	1/0	5	3	0.6	4	0	0	0	-	-	0	3
12/30	Mia.	W	1/0	6	26	4.3	24	0	0	0	-	-	0	26
Totals			10/0	56	274	4.9	27	2	2	11	5.5	11	0	285
POSTSEASON														
1/13/13	Hou.	W	1/0	0	0	-	-	0	0	0	-	-	0	0
1/20/13	Bal.	L	1/0	0	0	-	-	0	0	0	-	-	0	0
Totals			2/0	0	0	-	-	0	0	0	-	-	0	0



CURTIS BOLTON

36

POSITION: Linebacker
HT/WT: 6-0/228
ACQUIRED: FA-'22
BORN: 12/18/95

NFL SEASON: 3
RAIDERS SEASON: 2
COLLEGE: Oklahoma
HOMETOWN: Murrieta, Calif.

TRANSACTIONS: Signed by Green Bay Packers as an undrafted free agent, May 5, 2019...Waived by the Packers, Oct. 6, 2020...Signed by Houston Texans to practice squad, Nov. 11, 2020...Signed by Texans as a reserve/future free agent, Jan. 4, 2021...Waived by Texans, March 16, 2021...Signed by Indianapolis Colts as a free agent, Aug. 10, 2021...Waived by Colts, Aug. 31, 2021...Signed by Colts to practice squad, Sept. 1, 2021...Waived by Colts, Sept. 3, 2021...Signed by San Francisco 49ers to practice squad, Sept. 14, 2021...Waived by 49ers, Oct. 5, 2021...Signed by Detroit Lions to practice squad, Dec. 1, 2021...Waived by Lions, April 27, 2022...Signed by Las Vegas Raiders as a free agent, Aug. 1, 2022...Signed by Raiders to practice squad, Aug. 31, 2022...Signed by Raiders to active roster, Nov. 10, 2022...Re-signed by Raiders as an unrestricted free agent, March 18, 2023.

CAREER: Enters his third NFL season and second with the Raiders...Last season, played in 10 games and finished with five special teams tackles...In 2021, appeared in five games with the Lions and recorded three tackles on special teams...Has also spent time on the Houston Texans and Green Bay Packers practice squads...Has played in 15 career games and totaled eight tackles on special teams.

2022: Played in a career-high 10 games and totaled five special teams tackles (two solo)... **(10/10) at KC:** Recorded one special teams tackle... **(11/13) vs. Ind.:** Notched one special teams tackle...

(12/4) vs. LAC: Posted one tackle on special teams... **(12/8) at LAR:** Recorded one tackle on special teams... **(12/18) vs. NE:** Notched one tackle on special teams.

2021 (WITH SF AND DET.): Signed by the 49ers as a member of the practice squad from Weeks 2-4...Split time between the practice squad and active roster with the Lions from Week 13 to Week 18...Played in five games and recorded three tackles (two) on special teams... **(12/12) at Den.:** Appeared in his first NFL game... **(12/19) vs. Ari.:** Recorded two tackles on special teams... **(12/26) at Atl.:** Posted one tackle on special teams.

2020 (WITH GB AND HOU.): Spent time with the Packers to start the season before being released and signing to the Texans practice squad in Week 10, where he spent the remainder of the season.

2019 (WITH GB): Played in the preseason with Green Bay before suffering a season-ending injury.

COLLEGE: Played in 34 games with 14 starts over four seasons at the University of Oklahoma (2015-18), totaling 155 tackles (70 solo), 4.5 sacks, 12 tackles for loss, two fumble recoveries and two passes defended...As a senior in 2018, started all 14 games and set career highs with 139 tackles, 12 tackles for loss, 4.5 sacks, two fumble recoveries and two passes defended...Named All-Big 12 Honorable Mention...Ranked second on team, third in the Big 12 and 22nd nationally with 9.9 tackles per game...As a junior in 2017, played in four games and recorded five tackles (three)...Appeared in 12 games as a sophomore in 2016 and totaled 11 tackles (nine) and one tackle for loss...Played in four games as a freshman in 2015...Redshirted in 2014.

PERSONAL: Attended Vista Murrieta High School in Murrieta, Calif...As a senior, recorded 109 total tackles, (75 solo), 13 sacks, two forced fumbles and one fumble recovery as a defensive lineman...Rated a three-star recruit by ESPN.com, Rivals.com and 247Sports.com.

ADDITIONAL STATISTICS: Special Teams Tackles – 3 in 2021, 5 in 2022; NFL Totals: 8.

AT A GLANCE

- Played in a career-high 10 games for the Raiders in 2022, finishing tied for fifth on the team with five special teams tackles.
- Has played in 15 career games and totaled eight tackles on special teams.
- As a senior at Oklahoma in 2018, earned All-Big 12 Honorable Mention after setting career highs with 139 tackles, 12 tackles for loss, 4.5 sacks, two fumble recoveries and two passes defended.

CURTIS BOLTON'S CAREER STATISTICS

Year	Team	GP	GS	TACKLES					INTERCEPTIONS					FUMBLES			
				Total	Solo	Asst.	Sacks	Yds.	No.	Yds.	Lg.	TD	PD	FF	FR	Yds.	
2021	Detroit	5	0	0	0	0	0.0	0.0	0	0	-	0	0	0	0	0	0
2022	Las Vegas	10	0	0	0	0	0.0	0.0	0	0	-	0	0	0	0	0	0
Totals		15	0	0	0	0	0.0	0.0	0	0	-	0	0	0	0	0	0

CURTIS BOLTON GAME-BY-GAME

2022, LAS VEGAS (6-11)

Date	Opp.	W/L	GP/GS	TACKLES					INTERCEPTIONS					FUMBLES				
				Total	Solo	Asst.	Sacks	Yds.	No.	Yds.	Lg.	TD	PD	FF	FR	Yds.		
9/11	at LAC	L																
9/18	ARI.	L																
9/25	at Ten.	L																
10/2	Den.	W																
10/10	at KC	L	1/0	0	0	0	0.0	0.0	0	0	-	0	0	0	0	0	0	0
10/23	Hou.	W																
10/30	at NO	L																
11/6	at Jac.	L																
11/13	Ind.	L	1/0	0	0	0	0.0	0.0	0	0	-	0	0	0	0	0	0	0
11/20	at Den.	W	1/0	0	0	0	0.0	0.0	0	0	-	0	0	0	0	0	0	0
11/27	at Sea.	W	1/0	0	0	0	0.0	0.0	0	0	-	0	0	0	0	0	0	0
12/4	LAC	W	1/0	0	0	0	0.0	0.0	0	0	-	0	0	0	0	0	0	0
12/8	at LAR	L	1/0	0	0	0	0.0	0.0	0	0	-	0	0	0	0	0	0	0
12/18	NE	W	1/0	0	0	0	0.0	0.0	0	0	-	0	0	0	0	0	0	0
12/24	at Pit.	L	1/0	0	0	0	0.0	0.0	0	0	-	0	0	0	0	0	0	0
1/1/23	SF	L	1/0	0	0	0	0.0	0.0	0	0	-	0	0	0	0	0	0	0
1/7/23	KC	L	1/0	0	0	0	0.0	0.0	0	0	-	0	0	0	0	0	0	0
Totals			10/0	0	0	0	0.0	0.0	0	0	-	0	0	0	0	0	0	0

2021, DETROIT (3-13-1)

Date	Opp.	W/L	GP/GS	TACKLES					INTERCEPTIONS					FUMBLES				
				Total	Solo	Asst.	Sacks	Yds.	No.	Yds.	Lg.	TD	PD	FF	FR	Yds.		
9/12	SF	L																
9/20	at GB	L																
9/26	Bal.	L																
10/3	at Chi.	L																
10/10	at Min.	L																
10/17	Cin.	L																
10/24	at LAR	L																
10/31	Phi.	L																
11/14	at Pit.	T																
11/21	at Cle.	L																
11/25	Chi.	L																
12/5	Min.	W																
12/12	at Den.	L	1/0	0	0	0	0.0	0.0	0	0	-	0	0	0	0	0	0	0
12/19	Ari.	W	1/0	0	0	0	0.0	0.0	0	0	-	0	0	0	0	0	0	0
12/26	at Atl.	L	1/0	0	0	0	0.0	0.0	0	0	-	0	0	0	0	0	0	0
1/2/22	at Sea.	L	1/0	0	0	0	0.0	0.0	0	0	-	0	0	0	0	0	0	0
1/9/22	GB	W	1/0	0	0	0	0.0	0.0	0	0	-	0	0	0	0	0	0	0
Totals			5/0	0	0	0	0.0	0.0	0	0	-	0	0	0	0	0	0	0



BRITAIN BROWN

38

POSITION: Running Back **NFL SEASON:** 2
HT/WT: 6-1/205 **RAIDERS SEASON:** 2
ACQUIRED: D7b-'22 **COLLEGE:** UCLA
BORN: 10/10/97 **HOMETOWN:** Canton, Ga.

TRANSACTIONS: Selected by Las Vegas Raiders in the seventh round (250th overall) of the 2022 NFL Draft, April 30, 2022.

2022 (WITH LV): Appeared in six games as a rookie, seeing action primarily on special teams...Was inactive for 11 contests...(11/13) vs. Ind.: Saw action on special teams...(11/20) at Den.: Played on special teams...(12/8) at LAR: Appeared on special teams...(12/18) vs. NE: Appeared on special teams...(12/24) at Pit.: Played on special teams...(1/1/23) vs. SF: Saw action on special teams.

COLLEGE: Spent two years at UCLA from 2020-21, appearing in 17 games with four starts...Totalled 184 rushes for 1,158 rushing yards and 11 TDs...Added 24 receptions for 213 yards and one TD...As a redshirt senior, played in 10 games with four starts...Rushed 102 times for 615 yards and seven TDs...Recorded 18 receptions for 129 yards...In 2020, posted 82 carries for 543 yards with four TDs...Had six catches for 84 yards and one TD...Played three seasons at Duke from 2017-19, seeing action in 25 games with five starts, rushing 222 times for 1,126 yards and 10 TDs...Finished with 17 receptions for 218 yards and one TD...In 2019, played in three games and posted 12 carries for 56 yards...Recorded two receptions for 13 yards...In 2017, appeared in all 13 games and rushed 130 times for 701 yards and seven TDs...Also caught 14 passes for 161 yards.

AT A GLANCE

- Playing in six games as a rookie after being selected by the Raiders in the seventh round of the 2022 NFL Draft.
- Appeared in 17 games with four starts at UCLA from 2020-21, totaling 184 carries for 1,158 rushing yards and 11 TDs, while adding 24 receptions for 213 yards and one TD.
- Played in 25 career games with five starts at Duke from 2017-19, rushing 222 times for 1,126 yards and 10 TDs, while catching 17 passes for 218 yards and one TD.

PERSONAL: Attended Cherokee High School in Canton, Ga., where he was rated a four-star prospect by ESPN.com...Rated as a three-star recruit by Rivals.com, Scout.com and 247Sports.com...As a senior, posted 213 carries for 1,777 yards and 18 TDs...Added 24 receptions for 284 yards and two TDs...Named Region 5-AAAAAA Offensive Player of the Year...Earned GSWA Class AAAAAA all-state first team honors.

BRITAIN BROWN'S CAREER STATISTICS

Year	Team	RUSHING								RECEIVING					TOTAL OFFENSE
		GP	GS	Att.	Yds	Avg.	Lg.	TD	Rec.	Yds.	Avg.	Lg.	TD		
2022	Las Vegas	6	0	0	0	-	-	0	0	0	-	-	0	0	
Totals		6	0	0	0	-	-	0	0	0	-	-	0	0	

BRITAIN BROWN GAME-BY-GAME

2022, LAS VEGAS (6-11)

Date	Opp.	W/L	GP/GS	RUSHING					RECEIVING					Total Offense
				Att.	Yds.	Avg.	Lg.	TD	Rec.	Yds.	Avg.	Lg.	TD	
9/11	at LAC	L				(INACTIVE)								
9/18	Ari.	L				(INACTIVE)								
9/25	at Ten.	L				(INACTIVE)								
10/2	Den.	W				(INACTIVE)								
10/10	at KC	L				(INACTIVE)								
10/23	Hou.	W				(INACTIVE)								
10/30	at NO	L				(INACTIVE)								
11/6	at Jac.	L				(INACTIVE)								
11/13	Ind.	L	1/0	0	0	-	-	0	0	0	-	-	0	0
11/20	at Den.	W	1/0	0	0	-	-	0	0	0	-	-	0	0
11/27	at Sea.	W				(INACTIVE)								
12/4	LAC	W				(INACTIVE)								
12/8	at LAR	L	1/0	0	0	-	-	0	0	0	-	-	0	0
12/18	NE	W	1/0	0	0	-	-	0	0	0	-	-	0	0
12/24	at Pit	L	1/0	0	0	-	-	0	0	0	-	-	0	0
1/1/23	SF	L	1/0	0	0	-	-	0	0	0	-	-	0	0
1/7/23	KC	L				(INACTIVE)								
Totals			6/0	0	0	-	-	0	0	0	-	-	0	0



ADAM BUTLER

69

POSITION: Defensive Tackle **NFL SEASON:** 6
HT/WT: 6-5/300 **RAIDERS SEASON:** 1
ACQUIRED: FA-'23 **COLLEGE:** Vanderbilt
BORN: 4/12/94 **HOMETOWN:** Desoto, Texas

TRANSACTIONS: Signed by New England Patriots as an undrafted free agent, May 5, 2017... Signed by Miami Dolphins as an unrestricted free agent, March 19, 2021... Released by Dolphins, Aug. 2, 2022... Signed by Las Vegas Raiders as a Reserve/future free agent, Jan. 27, 2023.

CAREER: Joins the Raiders after spending the 2021 season with the Miami Dolphins... Originally entered the NFL as an undrafted free agent with the New England Patriots and spent four seasons with the club from 2017-20... Has played in 80 career games with 13 starts and totaled 113 tackles (63 solo), 17 sacks, 22 tackles for loss, one forced fumble and 12 passes defended... In 2021, played in 17 games with one start and recorded 17 tackles (nine), two sacks and two passes defended... Played in 15 games with four starts in 2020 and registered a career-high 34 tackles (18 solo), six tackles for loss, four sacks and two passes defended... In 2019, played in 16 games with two starts and registered 26 tackles (17), six sacks and five passes defended... In 2018, appeared in 16 games and recorded 17 tackles (eight), three sacks, two passes defended and one forced fumble... Played in 16 games with six starts in 2017 and totaled 19 tackles (11) and two sacks.

AT A GLANCE

- Played in 80 career games with 13 starts, totaling 113 tackles (63 solo), 17 sacks, 12 passes defended and one forced fumble.
- In 2021 with the Dolphins, played in 17 games with one start and recorded 17 tackles (nine), two sacks and two passes defended.
- Appeared in seven career postseason games with New England and won Super Bowl LIII.

2021 (WITH MIA.): Appeared in 17 games with one start and recorded 17 tackles (nine), two sacks and two passes defended... (9/12) at NE: Posted two tackles (one)... (9/19) vs. Buf.: Made his only start of the season on the defensive line and recorded one tackle... (9/26) at LV: Notched one tackle... (10/17) at Jac.: Made one tackle... (10/31) at Buf.: Finished with a season-high four tackles (two)... (11/7) vs. Hou.: Totaled two tackles and two passes defended... (11/11) vs. Bal.: Recorded two tackles and one sack... Brought down QB Lamar Jackson for a loss of five yards in the third quarter... (11/21) at NYJ: Posted one tackle... (11/28) vs. Car.: Recorded one pass defended... (12/5) vs. NYG: Registered two tackles and one sack... Sacked QB Mike Glennon for a loss of eight yards in the fourth quarter... (1/22/22) at Ten.: Logged one tackle...

2020 (WITH NE): Played in 15 games with four starts and registered a career-high 34 tackles (18 solo), six tackles for loss, four sacks and two passes defended... (9/13) vs. Mia.: Recorded three tackles (two)... (9/20) at Sea.: Posted two tackles (one)... (9/27) vs. LV: Totaled three tackles (one) and one tackle for loss... (10/5) at KC: Recorded one tackle... (10/18) vs. Den.: Made first start of the season... (10/25) vs. SF: Appeared in a reserve role on the defensive line... (11/1) at Buf.: Posted one tackle... (11/15) vs. Bal.: Registered three tackles (two)... (11/29) vs. Ari.: Started at defensive tackle and tallied a career-high five tackles (two)... Added one sack and one pass defended... (12/6) at LAC: Recorded three tackles and sacked QB Justin Herbert for a nine-yard loss... Also registered one pass defended... (12/10) at LAR: Posted three tackles (one)... (12/20) at Mia.: Recorded four tackles (two)... Sacked QB Tua Tagovailoa for a three-yard loss... (12/28) vs. Buf.: Started on the defensive line and made two tackles... (1/3/21) vs. NYJ: Posted four total tackles and a 10-yard sack of Jets QB Sam Darnold in the third quarter.

2019 (WITH NE): Played in 16 with two starts and posted 26 tackles (17 solo), a career-high six sacks and five passes defended as part of a team that finished No. 1 in the NFL in total defense (275.9 yards per game) and scoring (14.1 points allowed per game)... His six sacks were third most on the team... (9/15) at Mia.: Totaled four tackles (three), two sacks and one pass defended... Marked his first career multi-sack game... (9/22) vs. NYJ: Posted three tackles... (9/29) at Buf.: Tallied two tackles, one tackle for loss and one pass defended... (10/6) at Was.: Recorded two tackles (one)... (10/27) vs. Cle.: Registered his second career multi-sack game... Finished with four tackles (two), two sacks and two tackles for loss... (11/3) at Bal.: Registered one pass defended... (11/17) at Phi.: Tallied one tackle, one sack and one pass defended... Sacked QB Carson Wentz for a loss of three yards in the second quarter... (12/8) vs. KC: Tied a season-high with four tackles, including one tackle for loss... (12/15) at Cin.: Finished with three tackles (two) and one pass defended... (12/21) vs. Buf.: Registered two tackles (one) and 0.5 sacks... (12/29) vs. Mia.: Recorded one tackle for loss... Postseason: (1/4/20) vs. Ten.: Totaled three tackles and added one pass defended in the AFC Wild Card.

2018 (WITH NE): Appeared in 16 games and recorded 17 tackles (eight solo), three sacks, one forced fumble and two passes defended... (9/9) vs. Hou.: Posted a season-high five tackles (one)... (9/16) at Jac.: Notched one tackle... (9/30) vs. Mia.: Recorded two tackles, one sack and one pass defended... Brought down QB Ryan Tannehill for a loss of nine yards in the third quarter... (10/4) vs. Ind.: Posted one tackle for loss... (12/2) vs. Min.: Tallied one tackle and one sack, taking down QB Kirk Cousins for a loss of eight yards in the first quarter... (12/21) vs. Buf.: Recorded two tackles and 0.5 sacks... (12/30) vs. NYJ: Compiled one tackle, one sack and one forced fumble... Strip-sacked Darnold in the third quarter and the fumble was recovered by LB Kyle Van Noy and returned 46 yards for a TD... Postseason: (1/13/19) vs. LAC: Logged one tackle... (1/20/19) at KC: Saw action on defense in the AFC Championship... (2/3/19) vs. LAR: Played in Super Bowl LII.

2017 (WITH NE): Played in 16 games with six starts and totaled 19 tackles (11 solo) and two sacks... (9/7) vs. KC: Made his NFL debut and recorded one tackle... (9/17) at NO: Made his first career start at defensive tackle... (9/24) vs. Hou.: Posted three tackles (one)... (10/5) at TB: Recorded two tackles (one) (10/15) at NYJ: Notched one tackle... (10/22) vs. Atl.: Recorded three tackles (two) while adding the first sack of his career by taking down QB Matt Ryan for a loss of 10 yards in the second quarter... (10/29) vs. LAC: Posted two tackles (one)... (11/12) at Den.: Recorded three tackles (two)... (12/3) at Buf.: Logged two tackles (one)... (12/11) at Mia.: Posted two tackles (one) and one sack... Brought down QB Jay Cutler for a loss of 10 yards in the third quarter... Postseason: (1/13/18) vs. Ten.: Sacked QB Marcus Mariota for a loss of five yards in the third quarter... Added one tackle... (1/21/18) vs. Jac.: Totaled one tackle and one sack, bringing down QB Blake Bortles for a loss of six yards... (2/4/18) vs. Phi.: Posted one tackle in Super Bowl LII.

COLLEGE: A four-year starter at Vanderbilt from 2013-16... Played in 47 games with 34 starts... As a senior in 2016, started all 13 games and recorded 31 tackles (18 solo), four sacks and one pass defended... Played in all 12 games as a junior in 2015 and posted 18 tackles (12) and three sacks... As a sophomore in 2014, played in 12 games with nine starts and totaled 35 tackles (16), 2.5 sacks, three passes defended and one fumble recovery returned for a TD... Also blocked one kick... As a redshirt freshman in 2013, switched from offensive line to defensive

A. BUTLER

line in the spring... Appeared in 12 games with six starts and registered 25 tackles (16), two passes defended, one forced fumble and one fumble recovery... Added two blocked kicks... Redshirted in 2012.

PERSONAL: Attended Duncanville (Texas) High School... Played left tackle and defensive end... A two-time first team 5A All-District selection... Helped team to District titles and 5A playoff appearances as a junior and senior... As a senior, blocked eight field goal attempts... Also lettered in track and field as a thrower.

SINGLE-GAME HIGHS: TACKLES: Total – 5, 11/29/20 vs. Ari. Solo – 4, 12/8/19 vs. KC. Sacks – 2, two times, last: 10/27/19 vs. Cle. Passes Defended – 2, two times; last: 11/7/21 vs. Hou. Forced Fumbles – 1, 12/30/18 vs. NYJ.

ADAM BUTLER'S CAREER STATISTICS

Year	Team	GP	GS	TACKLES					INTERCEPTIONS					FUMBLES			
				Total	Solo	Asst.	Sacks	Yds.	No.	Yds.	Lg.	TD	PD	FF	FR	Yds.	
2017	New England	16	6	19	11	8	2.0	20.0	0	0	-	0	0	0	0	0	0
2018	New England	16	0	17	8	9	3.0	22.0	0	0	-	0	2	1	0	0	
2019	New England	16	2	26	17	9	6.0	35.5	0	0	-	0	5	0	0	0	
2020	New England	15	4	34	18	16	4.0	31.0	0	0	-	0	2	0	0	0	
2021	Miami	17	1	17	9	8	2.0	13.0	0	0	-	0	3	0	0	0	
Totals		80	13	113	63	50	17.0	121.5	0	0	-	0	12	1	0	0	

POSTSEASON

2017	New England	3	0	3	3	0	2.0	11.0	0	0	-	0	0	0	0	0
2018	New England	3	0	1	0	1	0.0	0.0	0	0	-	0	0	0	0	0
2019	New England	1	0	3	2	1	0.0	0.0	0	0	-	0	1	0	0	0
Totals		7	0	7	5	2	2.0	11.0	0	0	-	0	1	0	0	0

ADAM BUTLER GAME-BY-GAME

2021, MIAMI DOLPHINS (9-8)

Date	Opp.	W/L	GP/GS	TACKLES					INTERCEPTIONS					FUMBLES		
				Total	Solo	Asst.	Sacks	Yds.	No.	Yds.	Lg.	TD	PD	FF	FR	Yds.
9/12	at NE	W	1/0	2	1	1	0.0	0.0	0	0	-	0	0	0	0	0
9/19	Buf.	L	1/1	1	0	1	0.0	0.0	0	0	-	0	0	0	0	0
9/26	at LV	L	1/0	1	0	1	0.0	0.0	0	0	-	0	0	0	0	0
10/3	Ind.	L	1/0	0	0	0	0.0	0.0	0	0	-	0	0	0	0	0
10/10	at TB	L	1/0	0	0	0	0.0	0.0	0	0	-	0	0	0	0	0
10/17	at Jac.	L	1/0	1	0	1	0.0	0.0	0	0	-	0	0	0	0	0
10/24	Atl.	L	1/0	0	0	0	0.0	0.0	0	0	-	0	0	0	0	0
10/31	at Buf.	L	1/0	4	2	2	0.0	0.0	0	0	-	0	0	0	0	0
11/7	Hou.	W	1/0	2	2	0	0.0	0.0	0	0	-	0	2	0	0	0
11/11	Bal.	W	1/0	2	2	0	1.0	5.0	0	0	-	0	0	0	0	0
11/21	at NYJ	W	1/0	1	0	1	0.0	0.0	0	0	-	0	0	0	0	0
11/28	Car.	W	1/0	0	0	0	0.0	0.0	0	0	-	0	1	0	0	0
12/5	NYG	W	1/0	2	2	0	1.0	8.0	0	0	-	0	0	0	0	0
12/19	NYJ	W	1/0	0	0	0	0.0	0.0	0	0	-	0	0	0	0	0
12/27	at NO	W	1/0	0	0	0	0.0	0.0	0	0	-	0	0	0	0	0
1/2/22	at Ten.	L	1/0	1	0	1	0.0	0.0	0	0	-	0	0	0	0	0
1/9/22	NE	W	1/0	0	0	0	0.0	0.0	0	0	-	0	0	0	0	0
Totals			17/1	17	9	8	2.0	13.0	0	0	-	0	3	0	0	0

ADAM BUTLER GAME-BY-GAME

2020, NEW ENGLAND PATRIOTS (7-9)

Date	Opp.	W/L	GP/GS	TACKLES					INTERCEPTIONS					FUMBLES				
				Total	Solo	Asst.	Sacks	Yds.	No.	Yds.	Lg.	TD	PD	FF	FR	Yds.		
9/13	Mia.	W	1/0	3	2	1	0.0	0.0	0	0	-	0	0	0	0	0	0	
9/20	at Sea.	L	1/0	2	1	1	0.0	0.0	0	0	-	0	0	0	0	0	0	
9/27	LV	W	1/0	3	1	2	0.0	0.0	0	0	-	0	0	0	0	0	0	
10/5	at KC	L	1/0	1	0	1	0.0	0.0	0	0	-	0	0	0	0	0	0	
10/18	Den.	L	1/1	0	0	0	0.0	0.0	0	0	-	0	0	0	0	0	0	
10/25	SF	L	1/0	0	0	0	0.0	0.0	0	0	-	0	0	0	0	0	0	
11/1	at Buf.	L	1/0	1	0	1	0.0	0.0	0	0	-	0	0	0	0	0	0	
11/9	at NYJ	W	1/0	0	0	0	0.0	0.0	0	0	-	0	0	0	0	0	0	
11/15	Bal.	W	1/0	3	2	1	0.0	0.0	0	0	-	0	0	0	0	0	0	
11/22	at Hou.	L		(INACTIVE)														
11/29	Ari.	W	1/1	5	2	3	1.0	9.0	0	0	-	0	1	0	0	0	0	
12/6	at LAC	W	1/0	3	3	0	1.0	9.0	0	0	-	0	1	0	0	0	0	
12/10	at LAR	L	1/0	3	1	2	0.0	0.0	0	0	-	0	0	0	0	0	0	
12/20	at Mia.	L	1/0	4	2	2	1.0	3.0	0	0	-	0	0	0	0	0	0	
12/28	Buf.	L	1/1	2	1	1	0.0	0.0	0	0	-	0	0	0	0	0	0	
1/3/21	NYJ	W	1/1	4	3	1	1.0	10.0	0	0	-	0	0	0	0	0	0	
Totals			15/4	34	18	16	4.0	31.0	0	0	-	0	2	0	0	0	0	

2019, NEW ENGLAND PATRIOTS (12-4)

Date	Opp.	W/L	GP/GS	TACKLES					INTERCEPTIONS					FUMBLES			
				Total	Solo	Asst.	Sacks	Yds.	No.	Yds.	Lg.	TD	PD	FF	FR	Yds.	
9/8	Pit.	W	1/0	0	0	0	0.0	0.0	0	0	-	0	0	0	0	0	0
9/15	at Mia.	W	1/1	4	3	1	2.0	0.0	0	0	-	0	1	0	0	0	0
9/22	NYJ	W	1/0	3	0	3	0.5	0.0	0	0	-	0	0	0	0	0	0
9/29	at Buf.	W	1/0	2	2	0	0.0	0.0	0	0	-	0	1	0	0	0	0
10/6	at Was.	W	1/1	2	1	1	0.0	0.0	0	0	-	0	0	0	0	0	0
10/10	NYG	W	1/0	0	0	0	0.0	0.0	0	0	-	0	0	0	0	0	0
10/21	at NYJ	W	1/0	0	0	0	0.0	0.0	0	0	-	0	0	0	0	0	0
10/27	Cle.	W	1/0	4	2	2	2.0	17.5	0	0	-	0	0	0	0	0	0
11/3	at Bal.	L	1/0	0	0	0	0.0	0.0	0	0	-	0	1	0	0	0	0
11/17	at Phi.	W	1/0	1	1	0	1.0	3.0	0	0	-	0	1	0	0	0	0
11/24	Dal.	W	1/0	0	0	0	0.0	0.0	0	0	-	0	0	0	0	0	0
12/1	at Hou.	L	1/0	0	0	0	0.0	0.0	0	0	-	0	0	0	0	0	0
12/8	KC	L	1/0	4	4	0	0.0	0.0	0	0	-	0	0	0	0	0	0
12/15	at Cin.	W	1/0	3	2	1	0.0	0.0	0	0	-	0	1	0	0	0	0
12/21	Buf.	W	1/0	2	1	1	0.5	3.0	0	0	-	0	0	0	0	0	0
12/29	Mia.	L	1/0	1	1	0	0.0	0.0	0	0	-	0	0	0	0	0	0
Totals			16/2	26	17	9	6.0	23.5	0	0	-	0	5	0	0	0	0
POSTSEASON																	
1/4/20	Ten.	L	1/0	3	2	1	0.0	0.0	0	0	-	0	1	0	0	0	0
Totals			1/0	3	2	1	0.0	0.0	0	0	-	0	1	0	0	0	0

A. BUTLER

ADAM BUTLER GAME-BY-GAME

2018, NEW ENGLAND PATRIOTS (11-5)

Date	Opp.	W/L	GP/GS	TACKLES					INTERCEPTIONS					FUMBLES					
				Total	Solo	Asst.	Sacks	Yds.	No.	Yds.	Lg.	TD	PD	FF	FR	Yds.			
9/9	Hou.	W	1/0	5	1	4	0.0	0.0	0	0	-	0	0	0	0	0	0	0	
9/16	at Jac.	L	1/0	1	1	0	0.0	0.0	0	0	-	0	0	0	0	0	0	0	
9/23	at Det.	L	1/0	0	0	0	0.0	0.0	0	0	-	0	0	0	0	0	0	0	
9/30	Mia.	W	1/0	2	2	0	1.0	9.0	0	0	-	0	1	0	0	0	0	0	
10/4	Ind.	W	1/0	1	1	0	0.0	0.0	0	0	-	0	1	0	0	0	0	0	
10/14	KC	W	1/0	0	0	0	0.0	0.0	0	0	-	0	0	0	0	0	0	0	
10/21	at Chi.	W	1/0	0	0	0	0.0	0.0	0	0	-	0	0	0	0	0	0	0	
10/29	at Buf.	W	1/0	0	0	0	0.0	0.0	0	0	-	0	0	0	0	0	0	0	
11/4	GB	W	1/0	3	0	3	0.0	0.0	0	0	-	0	0	0	0	0	0	0	
11/11	at Ten.	L	1/0	1	0	1	0.0	0.0	0	0	-	0	0	0	0	0	0	0	
11/25	at NYJ	W	1/0	0	0	0	0.0	0.0	0	0	-	0	0	0	0	0	0	0	
12/2	Min.	W	1/0	1	1	0	1.0	8.0	0	0	-	0	0	0	0	0	0	0	
12/9	at Mia.	L	1/0	1	1	0	0.0	0.0	0	0	-	0	0	0	0	0	0	0	
12/16	at Pit.	L	1/0	1	0	1	0.0	0.0	0	0	-	0	0	0	0	0	0	0	
12/23	Buf.	W	1/0	0	0	0	0.0	0.0	0	0	-	0	0	0	0	0	0	0	
12/30	NYJ	W	1/0	1	1	0	1.0	5.0	0	0	-	0	0	1	0	0	0	0	
Totals			16/0	17	8	9	3.0	22.0	0	0	-	0	2	1	0	0	0	0	
POSTSEASON																			
1/13/19	LAC	W	1/0	1	0	1	0.0	0.0	0	0	-	0	0	0	0	0	0	0	
1/20/19	at KC	W	1/0	0	0	0	0.0	0.0	0	0	-	0	0	0	0	0	0	0	
2/3/19	at LAR	W	1/0	0	0	0	0.0	0.0	0	0	-	0	0	0	0	0	0	0	
Totals			3/0	1	0	1	0.0	0.0	0	0	-	0	0	0	0	0	0	0	

2017, NEW ENGLAND PATRIOTS (13-3)

Date	Opp.	W/L	GP/GS	TACKLES					INTERCEPTIONS					FUMBLES					
				Total	Solo	Asst.	Sacks	Yds.	No.	Yds.	Lg.	TD	PD	FF	FR	Yds.			
9/7	KC	L	1/0	1	1	0	0.0	0.0	0	0	-	0	0	0	0	0	0	0	
9/17	at NO	W	1/1	0	0	0	0.0	0.0	0	0	-	0	0	0	0	0	0	0	
9/24	Hou.	W	1/1	3	1	2	0.0	0.0	0	0	-	0	0	0	0	0	0	0	
10/1	Car.	L	1/1	0	0	0	0.0	0.0	0	0	-	0	0	0	0	0	0	0	
10/5	at TB	W	1/1	2	1	1	0.0	0.0	0	0	-	0	0	0	0	0	0	0	
10/15	at NYJ	W	1/0	1	1	0	0.0	0.0	0	0	-	0	0	0	0	0	0	0	
10/22	Atl.	W	1/0	3	2	1	1.0	10.0	0	0	-	0	0	0	0	0	0	0	
10/29	LAC	W	1/1	2	1	1	0.0	0.0	0	0	-	0	0	0	0	0	0	0	
11/12	at Den.	W	1/1	3	2	1	0.0	0.0	0	0	-	0	0	0	0	0	0	0	
11/19	at Oak.	W	1/0	0	0	0	0.0	0.0	0	0	-	0	0	0	0	0	0	0	
11/26	Mia.	L	1/0	0	0	0	0.0	0.0	0	0	-	0	0	0	0	0	0	0	
12/3	at Buf.	W	1/0	2	1	1	0.0	0.0	0	0	-	0	0	0	0	0	0	0	
12/11	at Mia.	W	1/0	2	1	1	1.0	10.0	0	0	-	0	0	0	0	0	0	0	
12/17	at Pit.	W	1/0	0	0	0	0.0	0.0	0	0	-	0	0	0	0	0	0	0	
12/24	Buf.	W	1/0	0	0	0	0.0	0.0	0	0	-	0	0	0	0	0	0	0	
12/31	NYJ	W	1/0	0	0	0	0.0	0.0	0	0	-	0	0	0	0	0	0	0	
Totals			16/6	19	11	8	2.0	20.0	0	0	-	0	0	0	0	0	0	0	
POSTSEASON																			
1/13/18	Ten.	W	1/0	1	1	0	1.0	5.0	0	0	-	0	0	0	0	0	0	0	
1/21/18	Jac.	W	1/0	1	1	0	1.0	6.0	0	0	-	0	0	0	0	0	0	0	
2/4/18	Phi.	L	1/0	1	1	0	0.0	0.0	0	0	-	0	0	0	0	0	0	0	
Totals			3/0	3	3	0	2.0	11.0	0	0	-	0	0	0	0	0	0	0	



DARIEN BUTLER

58

POSITION: Linebacker
HT/WT: 6-0/225
ACQUIRED: UDFA-'22
BORN: 2/29/00

NFL SEASON: 2
RAIDERS SEASON: 2
COLLEGE: Arizona State
HOMETOWN: Compton, Calif.

TRANSACTIONS: Selected by Las Vegas as an undrafted free agent, May 12, 2022.

2022: Appeared in 15 games at linebacker and recorded four tackles (one solo)... Finished tied for fourth on the team with seven special teams tackles... **(10/2) vs. Den.:** Recorded two special teams tackles... **(10/23) vs. Hou.:** Posted one tackle on special teams... **(11/13) vs. Ind.:** Registered three tackles (one) at linebacker... Added one stop on special teams... **(11/20) at Den.:** Recorded one tackle on special teams... **(11/27) at Sea.:** Posted one tackle on special teams... **(12/4) vs. LAC:** Made one tackle on special teams... **(12/24) at Pit.:** Played at linebacker and recorded one tackle.

AT A GLANCE

- Played in 15 games as a rookie in 2022 and finished fourth on the team with seven special teams tackles.
- A three-time captain at Arizona State (2019-21), where he totaled 243 career tackles (121 solo), 24.5 tackles for loss, four sacks, three INTs, seven passes defended, three forced fumbles and four fumble recoveries.

COLLEGE: Played four years at Arizona State, playing in 40 games... Totaled 243 career tackles (121 solo), 24.5 tackles for loss, four sacks, three INTs, seven passes defended, three forced fumbles and four fumble recoveries... Three-time team captain... As a senior, played in 10 games and finished second on team with 68 tackles (32)... Recorded a career-high 8.5 tackles for loss, two sacks and three INTs... Semifinalist for the Butkus Award... As a junior, played in four games with two starts... Credited with 15 tackles (nine) and one fumble recovery... As a sophomore, played in all 13 games... First true sophomore in program history to be named a captain... Led the team with 90 tackles (44) and three forced fumbles... Also recorded 6.5 tackles for loss, one sack and one fumble recovery... As a freshman, started all 13 games... Named the program's Ron Pritchard Outstanding Linebacker Award recipient... Tied for second on the team with 70 tackles (36)... Tackle total was the fourth-most by a true freshman nationally... Added eight tackles for loss, one sack and two fumble recoveries.

PERSONAL: Attended Narbonne High School in Los Angeles, Calif... A consensus three-star recruit... Listed as the No. 55 outside linebacker in the nation by 247Sports.com and the No. 48 inside linebacker by ESPN.com... Compiled 321 total tackles, 47 tackles for loss, five sacks, 19 passes defended and eight forced fumbles during prep career... As a senior, posted 150 total tackles, 33 tackles for loss, five sacks and one INT.

ADDITIONAL STATISTICS: Special teams tackles – 7 in 2022.

DARIEN BUTLER'S CAREER STATISTICS

Year	Team	RUSHING						RECEIVING					TOTAL OFFENSE		
		GP	GS	Att.	Yds	Avg.	Lg.	TD	Rec.	Yds.	Avg.	Lg.		TD	
2022	Las Vegas	15	0	4	1	3	0.0	0.0	0	0	-	0	0	0	0
Totals		15	0	4	1	3	0.0	0.0	0	0	-	0	0	0	0

DARIEN BUTLER GAME-BY-GAME

2022, LAS VEGAS (6-11)

Date	Opp.	W/L	GP/GS	RUSHING						RECEIVING					Total Offense	
				Att.	Yds.	Avg.	Lg.	TD	Rec.	Yds.	Avg.	Lg.	TD			
9/11	at LAC	L														
9/18	ARI.	L	1/0	0	0	0	0.0	0.0	0	0	-	0	0	0	0	0
9/25	at Ten.	L	1/0	0	0	0	0.0	0.0	0	0	-	0	0	0	0	0
10/2	Den.	W	1/0	0	0	0	0.0	0.0	0	0	-	0	0	0	0	0
10/10	at KC	L	1/0	0	0	0	0.0	0.0	0	0	-	0	0	0	0	0
10/23	Hou.	W	1/0	0	0	0	0.0	0.0	0	0	-	0	0	0	0	0
10/30	at NO	L	2/0	0	0	0	0.0	0.0	0	0	-	0	0	0	0	0
11/6	at Jac.	L	1/0	0	0	0	0.0	0.0	0	0	-	0	0	0	0	0
11/13	Ind.	L	1/0	3	1	2	0.0	0.0	0		-	0	0	0	0	0
11/20	at Den.	W	1/0	0	0	0	0.0	0.0	0	0	-	0	0	0	0	0
11/27	at Sea.	W	2/0	0	0	0	0.0	0.0	0	0	-	0	0	0	0	0
12/4	LAC	W	1/0	0	0	0	0.0	0.0	0	0	-	0	0	0	0	0
12/8	at LAR	L	1/0	0	0	0	0.0	0.0	0	0	-	0	0	0	0	0
12/18	NE	W	1/0	0	0	0	0.0	0.0	0	0	-	0	0	0	0	0
12/24	at Pit.	L	1/0	1	0	1	0.0	0.0	0	0	-	0	0	0	0	0
1/1/23	SF	L	1/0	0	0	0	0.0	0.0	0	0	-	0	0	0	0	0
1/7/23	KC	L	1/0	0	0	0	0.0	0.0	0	0	-	0	0	0	0	0
Totals			15/0	4	1	3	0.0	0.0	0	0	-	0	0	0	0	0



MATTHEW BUTLER

94

POSITION: Defensive Tackle **NFL SEASON:** 2
HT/WT: 6-3/290 **RAIDERS SEASON:** 2
ACQUIRED: D5-'22 **COLLEGE:** Tennessee
BORN: 6/10/99 **HOMETOWN:** Raleigh, N.C.

TRANSACTIONS: Selected by Las Vegas Raiders in the fifth round (175th overall) of the 2022 NFL Draft, April 30, 2022.

2022: Appeared in six games and totaled five tackles (one solo), a half-sack and one quarterback hit...Was inactive for 11 contests... (9/25) at Ten.: Recorded one tackle... (10/2) vs. Den.: Posted one tackle... (11/6) at Jac.: Recorded one tackle... (12/4) vs. LAC: Registered his first career half-sack and added one tackle and one quarterback hit... (12/8) at LAR: Saw action on defense... (12/18) vs. NE: Posted one tackle.

AT A GLANCE

- Played in six games as a rookie in 2022 and recorded five tackles and a half-sack.
- Appeared in 53 games with 26 starts during his career at Tennessee, totaling 152 tackles (69 solo), 9.5 sacks, three passes defended and two forced fumbles.

COLLEGE: Spent five years at Tennessee from 2017-21, appearing in 53 games with 26 starts...Finished his collegiate career with 152 tackles (69 solo), 9.5 sacks, three passes defended and two forced fumbles...In 2021, played in all 13 games with 12 starts and recorded 47 tackles (19), five sacks and one forced fumble...In 2020, started all 10 games and compiled 43 tackles (22), two sacks, one pass defended and one forced fumble...In 2019, appeared in 13 games with four starts, totaling 45 tackles (23), 2.5 sacks and two passes defended...In 2018, appeared in nine games and finished with 13 tackles...Posted four tackles against Florida...In 2017, saw action in eight games and tallied four tackles...Earned a degree in political science.

PERSONAL: Attended Garner (N.C.) High School...Rated as a four-star prospect...Named to the 2016 North Carolina Associated Press All-State Class 4A team...Selected to participate in the Shrine Bowl of the Carolinas...As a senior, finished with 96 tackles, including 44 tackles for loss, and 26 sacks, helping his team to a 12-2 record and appearance in the regional semifinals.

SINGLE-GAME HIGHS: TACKLES: Total – 1, two times, last: 10/2/22 vs. Den. Solo – 1, 10/2/22 vs. Den.


MATTHEW BUTLER'S CAREER STATISTICS

Year	Team	GP	GS	TACKLES					INTERCEPTIONS					FUMBLES				
				Total	Solo	Asst.	Sacks	Yds.	No.	Yds.	Lg.	TD	PD	FF	FR	Yds.		
2022	Las Vegas	6	0	5	1	4	0.5	1.5	0	0	-	0	0	0	0	0	0	0
Totals		6	0	5	1	4	0.5	1.5	0	0	-	0	0	0	0	0	0	0

MATTHEW BUTLER GAME-BY-GAME

2022, LAS VEGAS (6-11)

Date	Opp.	W/L	GP/GS	TACKLES					INTERCEPTIONS					FUMBLES				
				Total	Solo	Asst.	Sacks	Yds.	No.	Yds.	Lg.	TD	PD	FF	FR	Yds.		
9/11	at LAC	L		(INACTIVE)														
9/18	Ari.	L		(INACTIVE)														
9/25	at Ten.	L	1/0	1	0	1	0.0	0.0	0	0	-	0	0	0	0	0	0	0
10/2	Den.	W	1/0	1	1	0	0.0	0.0	0	0	-	0	0	0	0	0	0	0
10/10	at KC	L		(INACTIVE)														
10/23	Hou.	W		(INACTIVE)														
10/30	at NO	L		(INACTIVE)														
11/6	at Jac.	L	1/0	1	0	1	0.0	0.0	0	0	-	0	0	0	0	0	0	0
11/13	Ind.	L		(INACTIVE)														
11/20	at Den.	W		(INACTIVE)														
11/27	at Sea.	W		(INACTIVE)														
12/4	LAC	W	1/0	1	0	1	0.5	1.5	0	0	-	0	0	0	0	0	0	0
12/8	at LAR	L	1/0	0	0	0	0.0	0.0	0	0	-	0	0	0	0	0	0	0
12/18	NE	W	1/0	1	0	1	0.0	0.0	0	0	-	0	0	0	0	0	0	0
12/24	at Pit.	L		(INACTIVE)														
1/1/23	SF	L		(INACTIVE)														
1/7/23	KC	L		(INACTIVE)														
Totals			6/0	5	1	4	0.5	1.5	0	0	-	0	0	0	0	0	0	0



DANIEL CARLSON

2

POSITION: Kicker
HT/WT: 6-5/215
ACQUIRED: FA-'18
BORN: 1/23/95

NFL SEASON: 6
RAIDERS SEASON: 6
COLLEGE: Auburn
HOMETOWN: Colorado Springs, Colo.

TRANSACTIONS: Selected by Minnesota Vikings in the fifth round (167th overall) of the 2018 NFL Draft, April 28, 2018...Waived by Vikings, Sept. 17, 2018...Signed by Oakland Raiders as a free agent, Oct. 23, 2018...Re-signed by Raiders as an exclusive rights free agent, April 15, 2019... Re-signed by Raiders as an exclusive rights free agent, April 16, 2020...Re-signed by Raiders as a restricted free agent, April 29, 2021.

CAREER: Enters his sixth year with the Raiders after a record breaking 2022 season...Last season (2022), Carlson made 34-of-37 field goals (91.9%) and 35-of-36 extra points (97.2%) for 137 total points en route to selections to the AP All-Pro First team and the PFWA All-NFL team...In 2021, earned second-team All-AP honors after leading the NFL in total field goals made (40), total points scored (150) and game-winning field goals in the fourth quarter or overtime (five)...Has been named AFC Special Teams Player of the Week six times in his career (Week 11 in 2018, Week 1 in 2020, Weeks 2, 12, 17 and 18 in 2021)...Became the first ever kicker to win four Player of the Week awards in a single season...Owns the franchise record for field goals made (40) and total points scored in a single season (150)...Set the club record for highest field goal percentage (94.3) in 2020, breaking Raiders legend K Sebastian Janikowski's point total previously set in 2010...Over his career, has converted on 109-of-125 field goals (87.2 percent) and 133-of-140 PATs for a total of 460 points.

2022: Selected to the AP All-Pro First Team and the PFWA All-NFL team after making 34-of-37 field goals (91.9%) and 35-of-36 extra points (97.2%) for 137 total points...In 2022, ranked second in made field goals (34), tied for third in points scored (137) and tied for fourth in field goal percentage (91.9%)...He made 41 consecutive field goals from Week 8 of the 2021 season to Week 11 in 2022, the third longest streak in NFL history...Carlson also set an NFL record in 2022, making 11 field goals of 50+ yards...**(9/11) at LAC:** Hit 2-of-2 field goals and an extra point for a total of seven points...**(9/18) vs. Ari:** Converted on 3-of-3 field goal attempts (25, 32, 55) and 2-of-2 extra point attempts for 11 points, his 19th career game with 10+ points...**(9/25) at Ten:** Made 3-of-3 field goals (21,32,35) and went 1-of-1 on extra points...Has scored 10+ points in 20 games since entering the league in 2018...**(10/2) vs. Den:** Converted 4-of-4 field goal attempts (26, 39, 22, 30), and went 1-for-2 on PATs...Totalled 13 points, his 21st career game with 10+ points since 2018...Made his 35th consecutive field goal attempts dating back to Week 8 of the 2021 season...**(10/10) at KC:** Converted on 3-of-3 field goal attempts (53, 50, 47) and went 2-for-2 on extra points...Now owns 22 career games with 10+ points since 2018...Became only the 10th kicker in NFL history to make at least 35-straight attempts...**(10/23) vs. Hou:** Converted on his lone field goal attempt, and went 5-for-5 in extra point attempts...**(11/6) at Jac:** Made 2-of-2 field goal attempts and completed two successful point after attempts...**(11/13) vs. Ind:** Made 2-of-3 extra point attempts...**(11/20) at Den:** Converted 3-of-4 (75.0%) field goal attempts and made his lone extra point attempt...**(11/27) at Sea:** Made 2-of-3 field goals (66.7%) from 25 and 36, and went 4-for-4 on extra points for 10 total points...**(12/4) vs. LAC:** Hit 2-of-3 field goals (66.7%) from 25 and 55...Made 3-for-3 extra points for nine total points...His 89.3 field goal percentage through Week 13 tied for the best mark in the NFL (min. 25 attempts)...**(12/8) at LAR:** Converted on all three field goal attempts and his lone point after attempt...**(12/18) vs. NE:** Made his lone field goal attempt from 49 yards and converted on 3-of-3 extra points for six total points...His 29 total field goals through Week 15 tied for the second most in the NFL...**(12/24) at Pit:** Converted on his lone field goal attempt and made one extra point attempt for four total points...**(11/23) vs. SF:** Made 2-of-2 field goal attempts from 20 and 57, and converted on 4-of-4 extra point attempts for 10 total points in the game, notching his eighth game this season with 10+ points, the most in the NFL...Finished the season with 26 career games of 10+ points, the third most in the NFL since 2018.

2021: Played in all 17 games and converted on 40-of-43 FGs (93.0 percent) and 30-of-33 PATs (90.9 percent) for 150 points on the season...His 150 points set the franchise record for most points scored in a single season, breaking his previous record of 144 set in 2020...His FG percentage of 93.0 ranks third all time in franchise history...Named AFC Special Teams Player of the Week in Weeks 2,12,17,18...Became the first ever kicker to win four Player of the Week awards in one season...Led the NFL with five games where he converted a game-winning FG in the fourth quarter or overtime...Finished the season ranked first in the NFL in points scored (150), first in field goals made (40), fourth in field goal percentage (93.0) and tied for seventh for field goals made from 50-plus yards (six)...Was the only player in the league this season with two games of five made field goals...**(9/13) vs. Bal:** Converted on FGs of 34 and 55 yards...His 55-yard FG came as time expired in the fourth quarter to send the game into overtime...Connected on three PATs...**(9/19) at Pit:** Converted on FGs of 46, 33, 41 and 45 yards in the win...His 45-yard FG with 20 seconds left in the game sealed the win for the Silver and Black...Connected on two PATs...**(9/26) vs. Mia:** Converted on FGs of 50, 38 and 22 yards...His game-winning, 22-yard FG came as time expired in overtime for the Raiders third straight win...**(10/4) at LAC:** Connected on two PATs...**(10/10) vs. Chi:** Converted on a 31-yard FG...**(10/17) at Den:** Converted on FGs of 50 and 30 yards, while also connecting on four PATs...**(10/24) vs. Phi:** Converted on FGs of 28 and 39 yards...Connected on three PATs...**(11/7) at NYG:** Converted on FGs of 25, 32 and 25 yards...Connected on one PAT...**(11/14) vs. KC:** Was perfect on two PATs...**(11/21) vs. Cin:** Converted on FGs of 27 and 47 yards and connected on one PAT...**(11/25) at Dal:** Converted on FGs of 22, 46, 30, 56 and 29...His 29-yard FG came in overtime to seal the Raiders win...Connected on two PATs...His 56-yard field goal marked a new career long...**(12/5) vs. Was:** Converted on FGs of 52, 38 and 37 yards...**(12/12) at KC:** Converted a 26-yard FG...**(12/20) at Cle:** Convert-

AT A GLANCE

- Since entering the league in 2018, Carlson has made 143-of-162 field goals (88.3%) and 168-of-176 extra points for 597 total points. Since 2018, his 143 field goals rank third in the NFL, his 88.3 field goal percentage ranks second (min. 150 att.) and his 597 points rank tied for fourth.
- In 2022, made 34-of-37 field goals (91.9%), including an NFL-record 11 field goals from 50+ yards. His 34 makes ranked tied for second in the NFL, his 91.9 percentage ranked tied for fourth and his 137 points were tied for fourth.
- Made 41 consecutive field goal attempts from Week 8 of the 2021 season to Week 11 of the 2022 season. His streak of 41 consecutive makes is the third longest active streak in NFL history. His streak is also the longest in franchise history.
- Ranked first in the NFL in total field goals made (40) and total points scored (150) in 2021.
- In 2021, was named the AFC Special Teams Player of the Week in Weeks 2, 12, 17 and 18, becoming the first ever kicker to win four Player of the Week awards in a single season...Also led the NFL with five games where he converted on a field goal in the fourth quarter and overtime of wins.

CARLSON

ed on FGs of 24, 40 and 48 yards...His 48-yard field goal clinched the 16-14 win as time expired, marking his third of the season...(12/26) vs. **Den.**: Converted a 41-yard FG to give the Raiders the lead and win with 7:35 left in the game...(1/2/22) at **Ind.**: Connected on FGs of 47, 44 and 33-yards...His 33-yard FG sealed the 23-20 victory as time expired, marking his fourth game-winning FG this season...(1/9/22) vs. **LAC**: Converted on FGs of 24, 31, 52, 40 and 47 yards...His 47-yard FG as time expired in overtime marked his fifth game-winning FG...Set the single season franchise record for most points scored (150), surpassing his own record of 144 points set in 2020...His 150 points are tied for most in the NFL this season...His five field goals tied a career high (last: 5 at Dallas, Nov. 25, 2021) and his 17 points in the contest are the second highest of his career...**Postseason**: (1/15/22) at **Cin.**: Converted on FGs of 47, 28, 34 and 28 yards.



2020: Played in all 16 games and converted on 33-of-35 FGs and 45-of-47 PATs to total 144 points...Finished the season ranked tied for first in the NFL in points scored(144), fourth in FGs made (33) and sixth in FG percentage (94.3 percent – min. 15 attempts)...His 94.3 FG percentage marked a new franchise record...Led the NFL in FGs made between 20-29 yards, as he finished a perfect 18-for-18 on the season...His four FGs this season of 50-plus yards tied for third-most in franchise history...Earned AFC Special Teams Player of the Week honors for his performance in Week 1...Was perfect on all 10 FG attempts in the month of December and January and totaled 44 points to earn AFC Special Teams Player of the Month...(9/13) at **Car.**: Converted on FG attempts of 20 and 54 yards and was perfect on all four PATs...His 54-yard FG marked a new career long...Earned AFC Special Teams Player of the Week honors for his performance in the season-opening win...(9/21) vs. **NO.**: Connected on FG attempts of 28 and 54 yards and was true on all four PATs...(9/27) at **NE**: Converted on 2-of-3 FG attempts and two PATs, connecting on FG attempts of 29 and 25 yards...(10/4) vs. **Buf.**: Finished the contest 3-of-3 on FG attempts and was perfect on two PATs...Tied a then-career high for FGs made in a single game with three...Tied his then-career-long with a 54-yard FG attempt...(10/11) at **KC**: Finished 2-of-2 on FG attempts while making 4-of-5 PATs for a total of 10 points...(10/25) vs. **TB**: Connected on FG attempts of 42 and 36 yards while making 2-of-2 PATs...(11/1) at **Cle.**: Finished 3-of-4 on FG attempts and 1-of-1 PATs for 10 points...(11/8) at **LAC**: Finished 1-of-1 on FG attempts while making 4-of-4 PATs...(11/15) vs. **Den.**: Finished 3-of-3 on FG attempts while making 4-of-4 PATs to record a career-high 13 points...Connected on a 52-yard FG...His four FGs on the season of 50-plus yards tied for third-most in franchise history...(11/22) vs. **KC**: Converted on a FG attempt of 35-yards and was perfect on all four PATs...(11/29) at **Atl.**: Connected on FG attempts of 29 and 24 yards...(12/6) at **NYJ**: Converted on a 48-yard FG attempt and was perfect on all four PATs...(12/13) vs. **Ind.**: Converted on FG attempts of 25 and 23 yards and was perfect on all three PATs...(12/17) vs. **LAC**: Connected on two FG attempts of 23 yards and was perfect on all three PATs...(12/26) vs. **Mia.**: Finished 4-of-4 on FG attempts while making 1-of-2 PATs to tie his career-high of 13 points from Week 9...His four FGs made marked a new single-game career high...Converted on FG attempts of 20, 22, 23 and 38 yards...(1/3/21) at **Den.**: Finished 1-of-1 on FG attempts while making 3-of-3 PATs...Set the then-franchise record for total points scored (144).

2019: Played in all 16 games and converted on 19-of-26 FGs and 34-of-36 PATs to total 91 points...(9/9) vs. **Den.**: Converted on a FG attempt of 29 yards and was perfect on three PATs...(9/15) vs. **KC**: Converted on a FG attempt of 28 yards and made one PAT...(9/22) at **Min.**: Connected on two PATs...(9/29) at **Ind.**: Converted on a 26-yard FG and was true on all four PATs...(10/6) vs. **Chi.**: Converted on a 41-yard FG attempt and connected on three PATs...(10/20) at **GB**: Converted on a season-long 45-yard FG attempt and connected on all three PATs...(10/27) at **Hou.**: Converted on a 44-yard FG attempt and was true on all three PATs...(11/3) vs. **Det.**: Converted on a 32-yard FG attempt and connected on four PATs...(11/7) vs. **LAC**: Converted on FG attempts of 40 and 22-yards and was 2-of-3 on PATs, scoring a season-high eight points...(11/17) vs. **Cin.**: Converted on a 20-yard FG attempt and was true on both PATs...Added a special teams tackle on kickoff coverage...(11/24) at **NYJ**: Converted on a season-long 48-yard FG attempt for the team's only points in the contest...(12/1) at **KC**: Connected on 1-of-2 FG attempts, converting on a 34-yard FG attempt in the fourth quarter...Missed a 44-yard FG attempt and had a PAT blocked...(12/8) vs. **Ten.**: Converted on all three PATs...(12/15) vs. **Jac.**: Connected on 3-of-4 FG attempts, tying a career-best three FGs in the contest (last: Week 11 vs. Ari., 2018)...(12/22) at **LAC**: Tied a season-long with a 48-yard FG attempt and was 3-of-3 on PATs...(12/29) at **Den.**: Tied a season high with three FGs, connecting on FG attempts of 23, 33, and 28 yards.

2018 (WITH MIN. AND OAK.): Played two games with Minnesota before being signed as a free agent with the Raiders prior to Week 8...In 10 contests with the Raiders he converted on 16-of-17 FGs for a 94.1 FG percentage, marking a then-franchise record... Finished his rookie season connecting on 17-of-21 (81.0 percent) FGs while making 24-of-24 PATs to total 75 points... Perfect on 3-of-3 FG attempts of 50-plus yards... Selected as the AFC Special Teams Player of the Week 11... **(9/9) vs. SF:** Connected on one FG attempt of 48 yards and recorded three PATs in his NFL debut... **(9/16) at GB:** Connected on all three PATs in the contest... **(10/28) vs. Ind.:** Converted on four PATs in his Raiders debut... **(11/1) at SF:** Connected on a FG attempt of 37 yards... **(11/11) vs. LAC:** Converted on FG attempts of 46 and 30 yards... **(11/18) at Ari:** Connected on a 35-yard, game-winning FG with two seconds left on the clock... Converted on FG attempts of 21, 35 and 49 yards... Also recorded two PATs, scoring 11 points... Earned AFC Special Teams Player of the Week Honors... **(11/25) at Bal.:** Converted on a 42-yard FG attempt and two PATs... **(12/2) vs. KC:** Converted on FG attempts of 50 and 44 yards... Connected on three PATs and scored nine points... **(12/9) vs. Pitt.:** Connected on a 44-yard FG attempt and was perfect on three PATs... **(12/16) at Cin.:** Converted on FG attempts of 27, 40 and 50 yards... **(12/24) vs. Den.:** Converted on FG attempts of 43 and 45 yards... Connected on three PATs... **(12/30) at KC:** Split the uprights from 50 yards out with 1:04 remaining in the first half to remain perfect on FG attempts of 50 yards this season... Connected on 15 straight FGs since Week 10, tied for fourth most in the NFL during that span.

COLLEGE: Played four seasons at Auburn (2014-17), appearing in 53 contests... Named All-American three times by the Walter Camp Foundation, highlighted as a first-team member as a senior in 2017... Named All-American First Team by AFCA as a senior and was a second-team honoree by the Associated Press as a junior and senior... Garnered first-team All-SEC honors from 2015-17... Was named the SEC Special Teams Player of the Year in 2016 and 2017, while also being honored as the Outstanding Specialist for the Senior Bowl... Left Auburn as the school and SEC record holder in career scoring (480 points), kicking points (474), career FGs (92) and consecutive PATs made (198)... Recorded a career FG percentage of 80.7... Was true on 13-of-21 FG attempts from 50-plus yards, the second-best percentage on 50-plus-yard FG attempts in NCAA history... Made at least four FGs from at least 50 yards in each of his final three seasons with the school... Set an NCAA record with seven career games of making at least four FGs... Is the holder of 14 Auburn kicking records, including most points in a season (134) in 2016, while also tying the school and SEC record by making six FGs in a game... In 2017, connected on 23-of-31 FG attempts (74.2 percent) and was 57-of-57 on PATs, totaling the second-most kicking points in school history with 126... As a junior in 2016, made a career-high 28 FGs on 32 attempts (87.5 percent) and connected on all 44 PATs, totaling the most kicking points in Tigers history with 128... Also rushed for a 20-yard TD to total a school-record 134 points on the year... As a sophomore in 2015, made 23-of-27 FG attempts (85.2 percent) and was 40-of-40 on PATs, earning 109 points on the year... As a redshirt freshman in 2014, connected on 18-of-24 FG attempts (75.0 percent) and made all 57 PATs, finishing with 111 points... Also punted eight times for 317 yards (39.6 avg.)... Redshirted as a true freshman in 2013 as the team advanced to the BCS National Championship... Earned a bachelor's degree in marketing and holds an MBA.

PERSONAL: Attended The Classical Academy in Colorado Springs, Colo., as a junior and senior from 2011-12... Earned Class 3A All-State honors both years at the Academy... Played in the All-American game as a senior in 2012... Ranked as the No. 3 kicking prospect in the nation by Scout.com and Rivals.com... Was ESPN.com's No. 1 ranked prep kicker in the country... Also played soccer and helped the school advance to the state title game as both a junior and senior. Brother, Anders, succeeded him as kicker at Auburn.


SINGLE-GAME HIGHS: FIELD GOALS: Attempts - 5, two times; last: 1/9/22 vs. LAC. Made 5, two times; last: 1/9/22 vs. LAC. Long - 57, two times; last: 1/1/23 vs. SF. EXTRA POINTS: Attempts - 5, two times; last: 10/23/22 vs. Hou. Made - 5, 10/23/22 vs. Hou. POINTS: Total - 18, 11/25/21 at Dal.

KICK BY KICK:

2018: (48G; (48N,49N,35N); (); (); (); (37G,45N); (46G,30G); (49G,21G,35G); (42G); (50G,44G); (44G); (50G,27G,40G); (43G,45G); (50G); (35G); (29G,24G); (48G); (25G,23G); (23G,23G); (23G,38G,20G,22G); (33G).
2019: (29G); (28G); (51N); (26G); (41G); (45G); (44G); (32G,45N); (40G,22G,53N); (20G); (48G,43N); (44N,34G); (33G,34G,27G,45N); (48G); (39N,23G,33G,28G).
2020: (20G,54G); (28G,54G); (29G,41N,25G); (54G,39G,25G); (38G,43G); (42G,36G); (41N,29G,33G,24G); (31G); (24G,52G,22G); (35G); (29G,24G); (48G); (25G,23G); (23G,23G); (23G,38G,20G,22G); (33G).
2021: (34G,55G); (46G,33G,41G,45G); (56G,38G,22G,52N); (31G); (50G,43N,30G); (28G,39G); (25G,32G,25G,25N); (26G,47G); (22G,46G,30G,56G,29G); (52G,38G,37G); (20G); (24G,40G,48G); (41G); (47G,44G,33G); (24G,31G,52G,40G,47G).
2022: (23G,55G); (32G,55G,25G); (21G,32G,35G); (26G,39G,22G,30G); (53G,50G,47G); (50G); (); (38G,38G); (); (46N,52G,57G,25G); (36G,25G,56N); (55G,52N,25G); (52G,31G,36G); (49G); (40G); (20G,57G); (54G,38G).

DANIEL CARLSON'S CAREER STATISTICS

Year	Team	GP	FG	Field Goals				Lg.	Blk.	XP	XPA	PAT		Points
				FGA	Pct.	Pct.	Pct.					Pct.	Blk.	
2018	Min./Oak.	12	17	21	81.0	50	0	24	24	100.0	0	75		
2019	Oakland	16	19	26	73.1	48	0	34	36	94.4	1	91		
2020	Las Vegas	16	33	35	94.3	54	0	45	47	95.7	0	144		
2021	Las Vegas	17	40	43	93.0	56	0	30	33	90.9	0	150		
2022	Las Vegas	17	34	37	91.9	57	1	35	36	97.2	0	310		
Totals		78	143	162	88.3	57	1	168	176	95.5	0	460		
POSTSEASON														
2021	Las Vegas	1	4	4	100.0	47	0	1	1	100.0	0	13		
Totals		1	4	4	100.0	47	0	1	1	100.0	0	13		
FIELD GOALS														
Year	Team	1-19	Pct.	20-29	Pct.	30-39	Pct.	40-49	Pct.	50+	Pct.			
2018	Min./Oak.	0/0	-	2/2	100.0	3/4	75.0	9/12	75.0	3/3	100.0			
2019	Oakland	0/0	-	8/8	100.0	5/6	83.3	6/10	60.0	0/2	0.0			
2020	Las Vegas	0/0	-	18/18	100.0	8/8	100.0	3/5	60.0	4/4	100.0			
2021	Las Vegas	0/0	-	10/11	90.9	12/12	100.0	12/13	92.3	6/7	85.7			
2022	Las Vegas	0/0	-	9/9	100.0	11/11	100.0	3/4	75.0	11/13	84.6			
Totals		0/0	-	38/39	97.9	28/30	95.1	30/40	75.0	13/16	82.8			
POSTSEASON														
2021	Las Vegas	0/0	-	2/2	100.0	1/1	100.0	1/1	100.0	0/0	-			
Totals		0/0	-	2/2	100.0	1/1	100.0	1/1	100.0	0/0	-			



DEANDRE CARTER

3

POSITION: Wide Receiver **NFL SEASON:** 6
HT/WT: 5-8/190 **RAIDERS SEASON:** 1
ACQUIRED: UFA-'23 (LAC) **COLLEGE:** Sacramento State
BORN: 4/10/93 **HOMETOWN:** San Jose, Calif.

TRANSACTIONS: Signed by Baltimore Ravens as an undrafted free agent, May 8, 2015...Waived by Ravens, Aug. 31, 2015...Signed by Oakland Raiders to practice squad, Sept. 16, 2015...Waived by Raiders, Dec. 1, 2015...Signed by New England Patriots to practice squad, Dec. 15, 2015...Waived by Patriots, Jan. 12, 2016...Signed by Patriots to practice squad, Jan. 13, 2015...Signed by Patriots to active roster, Jan. 25, 2016...Waived by the Patriots, Sept. 2016...Signed by San Francisco 49ers, Feb. 24, 2017...Waived by 49ers, Sept. 2, 2017...Signed by 49ers to practice squad, Sept. 3, 2017...Signed by 49ers to active roster, Jan. 2, 2018...Waived by 49ers, May 15, 2018...Signed by Philadelphia Eagles, July 28, 2018...Waived by Eagles, Sept. 18, 2018...Signed by Eagles to practice squad, Sept. 20, 2018...Signed by Eagles to active roster, Sept. 29, 2018...Waived by Eagles, Nov. 6, 2018...Claimed via waivers by Houston Texans, Nov. 7, 2018...Re-signed by Texans, March 11, 2019...Waived by Texans, Nov. 17, 2020...Claimed via waiver by Chicago Bears, Nov. 18, 2020...Signed by Washington Football Team as an unrestricted free agent, April 1, 2021...Signed by Los Angeles Chargers as an unrestricted free agent, April 11, 2022...Signed by Las Vegas Raiders as an unrestricted free agent, March 30, 2023.

CAREER: Veteran wide receiver and return specialist joins the Raiders for his sixth season in the NFL after initially entering the league with the Ravens as an undrafted free agent in 2015...Returns to the Raiders after spending one season on the Raiders practice squad in 2015...Has played in 77 career games (20 starts) over five seasons in the NFL with the Eagles (2018), Texans (2018-20), Bears (2020), Commanders (2021) and Chargers (2022)...Owns 104 career receptions for 1,220 yards (11.7 avg.) and six touchdowns and has rushed 13 times for 81 yards (6.2 avg.)...Career kickoff return stats include 2,384 yards and one touchdown on 107 kickoff returns (22.3 avg.) - one of only three players in the NFL since 2018 to record over 100 kickoff returns...Holds an average of 9.8 yards per punt return (108 returns, 1,062 yards) since 2018, the second best mark in the NFL among players with at least 100 returns...Has also played in five career postseason games (one start), totaling seven receptions for 56 yards (8.0 avg.), one rush for three yards, four kickoff returns for 86 yards (21.5 avg.) and two punt returns for 22 yards (11.0 avg.)...In 2022, his lone season with the Chargers, played in all 17 games (career-high seven starts) and racked up a career-high 46 receptions for 538 receiving yards (11.7 avg.) and three touchdowns...Also returned 26 kickoffs for 497 yards (19.1 avg.) and 29 punts for 339 yards (11.7 avg.)...In 2021 with Washington, led the NFC in total return yards (1,038), kickoff return yards (904), kickoff returns (36) and kickoff return average (25.1), while hauling in 24 receptions for 296 yards (12.3 avg.) and three scores...In 2020, played in 13 total games - nine with Houston and four with Chicago - totaling 11 punt returns for 96 yards (8.7 avg.) and 12 kickoff returns for 250 yards (20.8 avg.) with a long of 29 yards...Added one reception for eight yards on offense...Served as the Texans' primary kickoff and punt returner in 2019, playing in all 16 games (three starts) and totaling 14 kickoff returns for 308 yards (22.0 avg.) and 22 punt returns for 214 yards (9.7 avg.), while adding 11 catches for 162 yards for a career-high 14.7-yard average...In 2018, played in 14 games (four starts) - seven for the Eagles and seven for the Texans - recording 20 catches for 195 yards (9.8 avg.), 26 punt returns for 249 yards (9.6 avg.) and 19 kickoff returns for 425 yards (22.4 avg.)...Spent the 2017 season on the 49ers practice squad...In 2016, spent the offseason and training camp with the Patriots before being waived at roster cutdowns...In 2015, signed with the Ravens as an undrafted free agent and spent the offseason with the club before being waived and signed to the Raiders practice squad for 11 weeks and then the Patriots practice squad for the final three weeks of the season.

AT A GLANCE

- Has played in 77 career games (20 starts) over five seasons in the NFL with the Eagles (2018), Texans (2018-20), Bears (2020), Commanders (2021) and Chargers (2022).
- Owns 104 receptions for 1,220 yards (11.7 avg.) and six touchdowns and has rushed 13 times for 81 yards (6.2 avg.).
- Holds an average of 9.8 yards per punt return (108 returns, 1,062 yards) since 2018, the second-best mark in the NFL among players with at least 100 returns.
- Has recorded 2,384 yards and one touchdown on 107 kickoff returns (22.3 avg.)...He is one of only three players in the NFL since 2018 to record over 100 kickoff returns.
- Last season (2022), his lone season with the Chargers, played in all 17 games (career-high seven starts) and racked up a career-high 46 receptions for 538 receiving yards (11.7 avg.) and three touchdowns...Also returned 26 kickoffs for 497 yards (19.1 avg.) and 29 punts for 339 yards (11.7 avg.).
- as played in five career postseason games (one start), totaling seven receptions for 56 yards (8.0 avg.), one rush for three yards, four kickoff returns for 86 yards (21.5 avg.) and two punt returns for 22 yards (11.0 avg.).

2022 (WITH LAC): In 2022, his lone season with the Chargers, played in all 17 games (career-high seven starts) and racked up a career-high 46 receptions for 538 receiving yards (11.7 avg.) and three touchdowns...Also returned 26 kickoffs for 497 yards (19.1 avg.) and 29 punts for 339 yards (11.7 avg.)...Was one of six Chargers players to record 500+ receiving yards and 3+ touchdown catches, setting an NFL record for the most players to accomplish the feat on the same team in a single season...**(9/11) vs. LV:** Caught three passes for 64 yards (21.3 avg.) and a touchdown in the season opener...**(9/15) at KC:** Caught three passes for 55 yards (18.3 avg.) and added two kickoff returns for 43 yards (21.5 avg.) and two punt returns for 17 yards (8.5 avg.)...**(9/25) vs. Jac.:** Logged three receptions for 31 yards (10.3 avg.), his third straight game with 3+ catches and returned one punt for six yards (6.0 avg.) and two kickoffs for 41 yards (20.5 avg.)...**(10/2) at Hou.:** Recorded two catches for 16 yards (8.0 avg.) and logged two punt returns for 24 yards (12.0 avg.) and four kickoff returns for 68 yards (17.0 avg.)...**(10/9) at Cle.:** Pulled in two receptions for nine yards (4.5 avg.) and returned two kickoffs for 39 yards (19.5 avg.) and one punt for 12 yards (12.0 avg.)...**(10/17) vs. Den.:** Posted three catches for 17 yards (5.7 avg.) and added three punt returns for 39 yards (13.0 avg.) and two kickoff returns for 45 yards (22.5 avg.)...**(10/23) vs. Sea.:** Caught three passes for 37 yards (12.3 avg.) and returned kickoffs for 53 yard (17.7 avg.)...**(11/6) at Atl.:** Hauled in a season-high five catches for 53 yards (10.6 avg.) and added three punt returns for 29 yards (9.7 avg.) and one kickoff return for 18 yards...**(11/13) at SF:** Logged a career-long 32-yard receiving touchdown and finished the day with a team-high 64 receiving yards on four catches (16.0 avg.)...**(11/20) vs. KC:** Posted 33 yards on three catches (11.0 avg.) and returned two kickoff returns for 54 yards (27.0 avg.)...**(11/27) at Ari.:** Led the Chargers with a single-game high seven catches for 73 yards (10.4 avg.) and one touchdown, while returning two punts for 25 yards (12.5 avg.)...**(12/4) at LV:** Caught one pass for 14 yards (14.0 avg.) and added five kickoff returns for 89 yards (17/8 avg.) and one punt return for a season-long 23 yards (23.0 avg.)...**(12/11) vs. Mia.:** Returned two punts for 23 yards (11.5 avg.)...**(12/18) vs. Ten:** Logged one receptions for 15 yards and returned five punts for 53 yards (13.3 avg.) and one kickoff for 17 yards...**(12/26) at Ind.:** Returned three punts for 25 yards (8.3 avg.) with a long of 16 yards...**(1/1/23) vs. LAR:** Posted two catches for 14 yards (7.0 avg.) and added three punt returns for 26 yards (8.6 avg.)...**(1/8/23) at Den.:** Logged three receptions for 43 yards (14.3 avg.) and returned two punts for a 37 yards (18.5 avg.), including a season long return of 28 yards...Postseason: **(1/14/23) AFC Wild Card at Jac.:** Caught two passes for 17 yards (9.5 avg.).

2021 (WITH WAS.): Played in 17 games (16 starts) with Washington and led the NFC in total return yards (1,038), kickoff return yards (904), kickoff returns (36) and kickoff return average (25.1 avg.), while hauling in 24 receptions for 296 yards (12.3 avg.) and three touchdowns... Also added 10 carries for 89 yards (8.9 avg.)... **(9/12) vs. LAC:** Returned two punts for 22 yards (11.0 avg.) and three kickoffs for 65 yards (21.7 avg.)... **(9/16) vs. NYG:** Had one carry for two yards and returned four kickoffs for 83 yards (20.8)... **(9/26) at Buf.:** Returned two kickoffs due 22 yards (16.5 avg.)... **(10/3) at Atl.:** Returned the opening kickoff of the second half 101 yards for his first career NFL touchdown, earning him NFC Special Teams Player of the Week honors... Also added his first catch of the season for 24 yards... **(10/10) vs. NO:** Talled a season-high 62 receiving yards on four catches (15.5 avg.) and added one rush for 11 yards... **(10/17) vs. KC:** Returned three kickoffs for 57 yards (19.0 avg.)... **(10/24) at GB:** Pulled in one catch for four yards and recorded a season-long run of 27 yards, while also returning four kickoffs for 100 yards (25.0 avg.)... **(10/31) at Den.:** Finished the game with three receptions for 51 yards (17.0 avg.) and one touchdown – his first career offensive touchdown... Added one punt return for 12 yards... **(11/14) vs. TB:** Logged three catches for 56 yards (18.7 avg.) and one touchdown, while adding one carry for four yards... Also returned one punt for 10 yards and two kickoffs for 47 yards (23.5 avg.)... **(11/21) at Car.:** Posted two receptions for 22 yards (11.0 avg.) and a touchdown – his third straight week with a touchdown... Returned two kickoffs for 53 yards (26.5 avg.)... **(11/29) vs. Sea.:** Notched four receptions for 42 yards (10.5 avg.) along with one carry for four yards... Added two punt returns for eight yards (4.0 avg.) and two kickoff returns for 43 yards (21.5 avg.)... **(12/5) at LV:** Collected a season-best 29 yards on two punt returns (14.5 avg.) and one kickoff return for 18 yards, while pulling in one reception for six yards... **(12/12) vs. Dal.:** Logged two receptions for 12 yards and two kickoff returns for 48 yards (24.0 avg.)... **(12/21) at Phi.:** Rushed once for 12 yards and caught two passes for 12 yards, while adding two kickoff returns for 67 yards (33.5 avg.)... **(12/26) at Dal.:** Caught one pass for five yards and returned two punts for 14 yards... **(1/2/22) vs. Phi.:** Returned two kickoffs for 57 yards (28.5 avg.) and added one rush for six yards... **(1/9/22) at NYG:** Ended the season with four punt returns 23 yards (5.8 avg.), two kickoff returns for 33 yards (16.5 avg.) and one rush for 11 yards.

2020 (WITH HOU. AND CHI.): Played in 13 total games – nine with Houston and four with Chicago – totaling 11 punt returns for 96 yards (8.7 avg.) and 12 kickoff returns for 250 yards (20.8 avg.) with a long of 29 yards... Added one reception for eight yards on offense... Saw action in Houston's first nine games before being waived and claimed by the Chicago Bears prior to Week 11... Closed out the season with four games for the Bears... **(9/10) at KC:** In the season opener, recorded one reception for eight yards and returned three kickoffs for 66 yards (22.0 avg.)... **(9/20) vs. Bal.:** Returned one punt for 10 yards and one kickoff for 17 yards... **(9/27) at Pit.:** Logged a season-high 57 yards on three kickoff returns (19.0 avg.) and added two punt returns for 16 yards (8.0 avg.)... **(10/4) vs. Min.:** Returned two kickoffs for 51 yards (25.2 avg.), including a season-long return of 29 yards... **(10/11) vs. Jac.:** Returned one punt for nine yards... **(10/18) at Ten.:** Returned two kicks for 39 yards (19.5 avg.)... **(10/25) vs. GB:** Posted 19 yards on two punt returns (9.5 avg.)... **(11/8) at Jac.:** Returned one kickoff for 20 yards... **(11/15) at Cle.:** Logged one punt return for nine yards... **(11/29) at GB:** Joined the Bears after being released by the Texans and in his first game with Chicago, appeared on special teams... **(12/6) vs. Det.:** Returned one punt for five yards... **(12/27) at Jac.:** Recorded 25 yards on a season-high three punt returns (8.3 avg.)... **(1/3/21) vs. GB:** Appeared on special teams... Postseason: **(1/10/21) Wild Card Round at NO:** Recorded season highs with three receptions for 17 yards (5.7 avg.) and added one rush for three yards.

2019 (WITH HOU.): Served as the Texans' primary kickoff and punt returner in 2019, playing in all 16 games (three starts)... Ranked third in the NFL with a mark of 9.7 yards per punt return (among qualified returners)... Totalled 14 kickoff returns for 308 yards (22.0 avg.) and 22 punt returns for 214 yards (9.7 avg.), while adding 11 catches for 162 yards for a career-high 14.7-yard average... Also played in two postseason contests, logging two receptions for 22 yards (11.0 avg.), two punt returns for 22 yards (11.0 avg.) and three kickoff returns for 60 yards (20.0 avg.)... **(9/9) at NO:** Returned one kickoff for 12 yards... **(9/15) vs. Jac.:** Returned one punt for five yards... **(9/22) at LAC:** Logged a season-high 34 yards on two punt returns (19.0 avg.), including a season-long 23-yard return... **(9/29) vs. Car.:** Returned one punt 18 yards... **(10/6) vs. Atl.:** Fielded a season-high four punts for 22 yards (5.5 avg.)... **(10/13) at KC:** Returned one punt for 10 yards and one kickoff for 22 yards... **(10/20) at Ind.:** Posted 63 yards on three kickoff returns (21.0 avg.) and added one punt return for three yards... **(10/27) vs. Oak.:** Secured first catch of the season, a 46-yard grab in the third quarter, his longest of the season... Added one kickoff return for 22 yards and four punt returns 32 yards (8.0 avg.)... **(11/3) at Jac.:** Pulled in one reception for eight yards and returned one kickoff for 19 yards... **(11/17) at Bal.:** Logged a season-high 70 yards on three kickoff returns (23.3 avg.)... **(11/21) vs. Ind.:** Returned two punts for 23 yards (11.5 avg.)... **(12/1) vs. NE:** Returned two punts for 24 yards (12.0 avg.)... **(12/8) vs. Den.:** Returned one punt for eight yards and one kickoff for 26 yards... **(12/15) at Ten.:** Posted 54 yards on two kickoff returns (27.0 avg.)... **(12/21) at TB:** Totaled 44 yards on two catches (22.0 avg.), including a game-long 39-yard reception in the fourth quarter... **(12/29) vs. Ten.:** Started at WR and amassed a team-high six catches for 65 yards (10.8 avg.) in the season finale... Postseason: **(1/4/20) vs. Buf.:** Returned one punt for two yards, one kickoff for 13 yards and grabbed one reception for a five yards... **(1/12/20) at KC:** Collected one pass for 17 yards and returned one punt for 11 yards and two kickoffs for 47 yards (23.5 avg.).

2018 (WITH PHI. AND HOU.): Played in 14 games (four starts) – seven for the Eagles and seven for the Texans – recording 20 catches for 195 yards (9.8 avg.), 26 punt returns for 249 yards (9.6 avg.) and 19 kickoff returns for 425 yards (22.4 avg.)... **(9/6) vs. Atl.:** In his NFL debut, hauled in one pass for 10 yards... **(9/16) at TB:** Saw action as a reserve on offense... **(9/30) at Ten.:** On his second-career punt return, logged a career-long 42-yard return... **(10/7) vs. Min.:** Returned four kickoffs for 86 yards (21.5 avg.)... **(10/11) at NYG:** Pulled in one reception for 11 yards and added five punt returns for 47 yards (9.4 avg.) and two kickoff returns for 34 yards (17.0 avg.)... **(10/21) vs. Car.:** Returned two punts for 14 yards (7.0 avg.) and three kickoffs for 72 yards (24.3 avg.)... **(10/28) at Jac.:** In his final game with the Eagles, returned one kickoff for 11 yards... **(11/18) at Was.:** Signed by the Texans after being waived by the Eagles and in his first game recorded one punt return for 16 yards and one kickoff return for 18 yards... **(11/26) vs. Ten.:** Pulled in one catch for 14 yards and returned three punts for 37 yards and one kickoff for 30 yards... **(12/2) vs. Cle.:** Pulled in a season-high six receptions for 32 yards (5.3 avg.) and returned one kickoff for 23 yards... **(12/9) vs. Ind.:** Returned one punt for 12 yards... **(12/15) at NYJ:** Caught two passes for 55 yards (27.5 avg.), including a career-long 50-yard grab... Added one rush for seven yards, along with three punt returns for 17 yards (5.7 avg.) and one kickoff return for 28 yards... **(12/23) at Phi.:** Against his former team, logged a season-high 61 yards on six receptions (10.2 avg.)... In the return phase, set a then-career-best mark with 122 yards on five kickoff returns (24.4 avg.) with one punt return for eight yards... Postseason: **(1/5/19) vs. Ind.:** Returned one kickoff for 26 yards in his postseason debut.

2017 (WITH SF.): Spent the offseason program and training camp with the San Francisco 49ers... After being waived during final roster cuts, re-signed with San Francisco to the club's practice squad, where he spent the entirety of the 2017 season.

2016 (WITH NE): Spent the offseason and training camp with the Patriots before being waived during final roster cutdowns.

2015 (WITH BAL, OAK, AND NE): Signed by the Baltimore Ravens as an undrafted free agent and spent the offseason and training camp with the club... After being waived by the Ravens during final roster cutdowns, spent 11 weeks on the practice squad of the Oakland Raiders... Released from the Raiders and closed out the season on New England's practice squad.

COLLEGE: Played for seasons at Sacramento State (2011-14), earning FCS All-America honors from The Associated Press and was unanimously named first-team All-Big Sky Conference following his final season with the Hornets... A team captain in 2014, led all FCS pass-catchers with 99 receptions for 1,321 yards (13.3 avg.) and 17 touchdowns... Earned FCS and Big Sky Player of the Week recognition after recording a program-record 16 receptions for 273 yards (17.1 avg.) and four touchdowns against Southern Utah... Over 41 career games, amassed 207 catches for 2,760 yards (13.3 avg.) and 35 touchdowns, adding 18 career kickoffs for 426 yards (23.7 avg.) and 10 punts for 125 yards (12.5 avg.) and one touchdown.

PERSONAL: Attended Washington High in Fremont, Calif., where he was named third-team All-State, first-team All-East Bay and the Mission Valley Athletic League Offensive Player of the Year as a senior in 2010.

SINGLE-GAME HIGHS: RECEIVING: Receptions – 6, three times; last: 12/29/19 vs. Ten. Yards – 65, 12/29/19 vs. Ten. Long – 50, 12/15/18 at NYJ. Touchdowns – 1, three times; last: 11/21/21 at Car. RUSHING: Attempts – 1, three times; 1/9/22 at NYG. Yards – 27, 10/24/21 at GB. Long – 27, 10/24/21 at GB. RETURNS: Kickoffs – 5, 12/23/18 at Phi. Yards – 152, 10/3/21 at Atl. Long – 101t, 10/3/21 at Atl. Punts – 6, 12/30/18 vs. Jac. Yards – 56, 12/30/18 vs. Jac. Long – 42, 9/30/18 at Ten.

DEANDRE CARTER'S CAREER STATISTICS

Year	Team	GP	GS	RUSHING					RECEIVING					TOTAL OFFENSE
				Att.	Yds	Avg.	Lg.	TD	Rec.	Yds.	Avg.	Lg.	TD	
2018	Philadelphia/Houston	14	4	22	216	9.8	50	0	1	7	7.0	7	0	223
2019	Houston	16	3	11	162	14.7	46	0	0	0	-	-	0	162
2020	Houston/Chicago	13	0	1	8	8.0	8	0	0	0	-	-	0	8
2021	Washington	17	6	24	296	12.3	26	3	10	89	8.9	27	0	385
2022	L.A. Chargers	17	7	46	538	11.7	35	3	2	-15	-7.5	-5	0	523
Totals		77	20	104	1220	11.7	50	6	13	81	6.2	27	0	1,301

POSTSEASON

2018	Houston	1	0	0	0	-	-	0	0	0	-	-	0	0
2019	Houston	2	1	2	22	11.0	17	0	0	0	-	-	0	22
2020	Chicago	1	0	3	17	5.7	8	0	1	3	3.0	3	0	20
2022	L.A. Chargers	1	0	2	17	8.5	14	0	0	0	-	-	0	17
Totals		5	1	7	56	8.0	17	0	1	3	3.0	3	0	59

KICKOFF RETURNS

Year	Team	Ret.	KICKOFF RETURNS				PUNT RETURNS					
			Yds.	Avg.	Lg.	TD	Ret.	FC	Yds.	Avg.	Lg.	TD
2018	Philadelphia/Houston	19	425	22.4	30	0	26	8	249	9.6	42	0
2019	Houston	14	308	22.0	31	0	22	18	214	9.7	23	0
2020	Houston/Chicago	12	250	20.8	29	0	15	11	126	8.4	19	0
2021	Washington	36	904	25.1	101t	1	16	19	134	8.4	16	0
2022	L.A. Chargers	26	497	19.1	33	0	29	17	339	11.7	28	0
Totals		107	2,384	22.3	101t	1	108	73	1,062	9.8	42	0

POSTSEASON

Year	Team	Ret.	KICKOFF RETURNS				PUNT RETURNS					
			Yds.	Avg.	Lg.	TD	Ret.	FC	Yds.	Avg.	Lg.	TD
2018	Houston	1	26	26.0	36	0	0	2	0	-	-	0
2019	Houston	3	60	20.0	26	0	2	2	22	11.0	11	0
2020	Chicago	0	0	-	-	0	0	3	0	-	-	0
Totals		4	86	21.5	-	0	2	7	22	11.0	11	0

DEANDRE CARTER GAME-BY-GAME

2022, LOS ANGELES CHARGERS (10-7)

Date	Opp.	W/L	GP/GS	RUSHING					RECEIVING					Total Offense
				Att.	Yds.	Avg.	Lg.	TD	Rec.	Yds.	Avg.	Lg.	TD	
9/11	LV	W	1/0	3	64	21.3	30	1	0	0	-	-	0	64
9/15	at KC	L	1/1	3	55	18.3	35	0	0	0	-	-	0	55
9/25	Jac.	L	1/1	3	31	10.3	17	0	1	-5	-5.0	-5	0	26
10/2	at Hou.	W	1/0	2	16	8.0	14	0	0	0	-	-	0	16
10/10	at Cle.	W	1/1	2	9	4.5	7	0	0	0	-	-	0	9
10/17	Den.	W	1/0	3	17	5.7	7	0	0	0	-	-	0	17
10/23	Sea.	L	1/1	3	37	12.3	22	0	0	0	-	-	0	37
11/6	at Atl.	W	1/1	5	53	10.6	23	0	0	0	-	-	0	53
11/13	at SF	L	1/1	4	64	16.0	33	1	0	0	-	-	0	64
11/20	KC	L	1/0	3	33	11.0	20	0	0	0	-	-	0	33
11/27	at Ari.	W	1/1	7	73	10.4	33t	1	0	0	-	-	0	73
12/4	at LV	L	1/0	1	14	14.0	14	0	0	0	-	-	0	14
12/11	Mia.	W	1/0	1	0	0.0	0	0	0	0	-	-	0	0
12/18	Ten.	W	1/0	1	15	15.0	15	0	1	-10	-10.0	-10	0	5
12/26	at Ind.	W	1/0	0	0	-	-	0	0	0	-	-	0	0
1/1/23	LAR	W	1/0	2	14	7.0	8	0	0	0	-	-	0	14
1/8/23	at Den.	L	1/0	3	43	14.3	25	0	0	0	-	-	0	43
Totals			17/7	46	538	11.7	35	3	2	-15	-7.5	-5	0	523

POSTSEASON

1/14/23	at Jac.	L	1/0	2	17	8.5	14	0	0	0	-	-	0	17
Totals			1/0	2	17	8.5	14	0	0	0	-	-	0	17

2021, WASHINGTON (7-10)

Date	Opp.	W/L	GP/GS	RUSHING					RECEIVING					Total Offense
				Att.	Yds.	Avg.	Lg.	TD	Rec.	Yds.	Avg.	Lg.	TD	
9/12	LAC	L	1/0	0	0	-	-	0	0	0	-	-	0	0
9/16	NYG	W	1/0	0	0	-	-	0	1	2	2.0	2	0	2
9/26	at Buf.	L	1/0	0	0	-	-	0	0	0	-	-	0	0
10/3	at Atl.	W	1/0	1	24	24.0	24	0	0	0	-	-	0	24
10/10	NO	L	1/1	4	62	15.5	26	0	1	11	11.0	11	0	73
10/17	KC	L	1/0	0	0	-	-	0	0	0	-	-	0	0
10/24	at GB	L	1/0	1	4	4.0	4	0	1	27	27.0	27	0	31
10/31	at Den.	L	1/1	3	51	17.0	20t	1	0	0	-	-	0	51
11/14	TB	W	1/0	3	56	18.7	22	1	1	4	4.0	4	0	60
11/21	at Car.	W	1/1	2	22	11.0	18	1	1	-3	-3.0	-3	0	19
11/29	Sea.	W	1/1	4	42	10.5	16	0	1	4	4.0	4	0	46
12/5	at LV	W	1/1	1	6	6.0	6	0	0	0	-	-	0	6
12/12	Dal.	L	1/0	2	12	6.0	10	0	0	0	-	-	0	12
12/21	at Phi.	L	1/1	2	12	6.0	7	0	1	12	12.0	12	0	24
12/26	at Dal.	L	1/0	1	5	5.0	5	0	1	15	15.0	15	0	20
1/2/22	Phi.	L	1/0	0	0	-	-	0	1	6	6.0	6	0	6
1/9/22	at NYG	W	1/0	0	0	-	-	0	1	11	11.0	11	0	11
Totals			17/6	24	296	12.3	26	3	10	89	8.9	27	0	385

2020, HOUSTON/CHICAGO

Date	Opp.	W/L	GP/GS	RUSHING					RECEIVING					Total Offense
				Att.	Yds.	Avg.	Lg.	TD	Rec.	Yds.	Avg.	Lg.	TD	
9/10	at KC*	L	1/0	1	8	8.0	8	0	0	0	-	-	0	8
9/20	Bal.*	L	1/0	0	0	-	-	0	0	0	-	-	0	0
9/27	at Pit.*	L	1/0	0	0	-	-	0	0	0	-	-	0	0
10/4	Min.*	L	1/0	0	0	-	-	0	0	0	-	-	0	0
10/11	Jac.*	W	1/0	0	0	-	-	0	0	0	-	-	0	0
10/18	at Ten.*	L	1/0	0	0	-	-	0	0	0	-	-	0	0
10/25	GB*	L	1/0	0	0	-	-	0	0	0	-	-	0	0
11/8	at Jac.*	W	1/0	0	0	-	-	0	0	0	-	-	0	0
11/15	Cle.*	L	1/0	0	0	-	-	0	0	0	-	-	0	0
11/29	at GB	L	1/0	0	0	-	-	0	0	0	-	-	0	0
12/6	Det.	L	1/0	0	0	-	-	0	0	0	-	-	0	0
12/13	Hou.	W		(RESERVE/COVID-19 LIST)										
12/20	at Min.	W		(RESERVE/COVID-19 LIST)										
12/27	at Jac.	W	1/0	0	0	-	-	0	0	0	-	-	0	0
1/3/21	GB	L	1/0	0	0	-	-	0	0	0	-	-	0	0
Totals			13/0	1	8	8.0	8	0	0	0	-	-	0	8
POSTSEASON														
1/10/21	at NO	L	1/0	3	17	5.7	8	0	1	3	3.0	3	0	20
Totals			1/0	3	17	5.7	8	0	1	3	3.0	3	0	20

*w/Hou.

2019, HOUSTON (10-6)

Date	Opp.	W/L	GP/GS	RUSHING					RECEIVING					Total Offense
				Att.	Yds.	Avg.	Lg.	TD	Rec.	Yds.	Avg.	Lg.	TD	
9/9	at NO	L	1/1	1	-1	-1.0	-1	0	0	0	-	-	0	-1
9/15	Jac.	W	1/0	0	0	-	-	0	0	0	-	-	0	0
9/22	at LAC	W	1/0	0	0	-	-	0	0	0	-	-	0	0
9/29	Car.	L	1/0	0	0	-	-	0	0	0	-	-	0	0
10/6	Atl.	W	1/0	0	0	-	-	0	0	0	-	-	0	0
10/13	at KC	W	1/0	0	0	-	-	0	0	0	-	-	0	0
10/20	at Ind.	L	1/0	0	0	-	-	0	0	0	-	-	0	0
10/27	Oak.	W	1/0	1	46	46.0	46	0	0	0	-	-	0	46
11/3	at Jac.	W	1/1	1	8	8.0	8	0	0	0	-	-	0	8
11/17	at Bal.	L	1/0	0	0	-	-	0	0	0	-	-	0	0
11/21	Ind.	W	1/0	0	0	-	-	0	0	0	-	-	0	0
12/1	NE	W	1/0	0	0	-	-	0	0	0	-	-	0	0
12/8	Den.	L	1/0	0	0	-	-	0	0	0	-	-	0	0
12/15	at Ten.	W	1/0	0	0	-	-	0	0	0	-	-	0	0
12/21	at TB	W	1/0	2	44	22.0	39	0	0	0	-	-	0	44
12/29	Ten.	L	1/1	6	65	10.8	21	0	0	0	-	-	0	65
Totals			16/3	11	162	14.7	46	0	0	0	-	-	0	162
POSTSEASON														
1/4/20	Buf.	W	1/1	1	5	5.0	5	0	0	0	-	-	0	5
1/12/20	at KC	L	1/0	1	17	17.0	17	0	0	0	-	-	0	17
Totals			2/1	2	22	11.0	17	0	0	0	-	-	0	22

2018, PHILADELPHIA/HOUSTON

Date	Opp.	W/L	GP/GS	RUSHING					RECEIVING					Total Offense
				Att.	Yds.	Avg.	Lg.	TD	Rec.	Yds.	Avg.	Lg.	TD	
9/6	Atl.*	W	1/1	1	10	10.0	10	0	0	0	-	-	0	10
9/16	at TB*	L	1/0	0	0	-	-	0	0	0	-	-	0	0
9/23	Ind.*	W		(PRACTICE SQUAD)										
9/30	at Ten.*	L	1/0	0	0	-	-	0	0	0	-	-	0	0
10/7	Min.*	L	1/0	0	0	-	-	0	0	0	-	-	0	0
10/11	at NYG*	W	1/0	1	11	11.0	11	0	0	0	-	-	0	11
10/21	Car.*	L	1/0	0	0	-	-	0	0	0	-	-	0	0
10/28	at Jac.*	W	1/0	0	0	-	-	0	0	0	-	-	0	0
11/11	Dal.*	L		(NOT ON ROSTER)										
11/18	at Was.	W	1/0	0	0	-	-	0	0	0	-	-	0	0
11/26	Ten.	W	1/0	1	14	14.0	14	0	0	0	-	-	0	14
12/2	Cle.	W	1/1	6	32	5.3	11	0	0	0	-	-	0	32
12/9	Ind.	L	1/0	1	0	0.0	0	0	0	0	-	-	0	0
12/15	at NYJ	W	1/1	2	55	27.5	50	0	1	7	7.0	7	0	62
12/23	at Phi.	L	1/0	6	61	10.2	24	0	0	0	-	-	0	61
12/30	Jac.	W	1/1	4	33	8.3	12	0	0	0	-	-	0	33
Totals			14/4	22	216	9.8	50	0	1	7	7.0	7	0	223
POSTSEASON														
1/5/19	Ind.	L	1/0	0	0	-	-	0	0	0	-	-	0	0
Totals			1/0	0	0	-	-	0	0	0	-	-	0	0
*w/Phi.														



AJ COLE

6

POSITION: Punter
HT/WT: 6-4/220
ACQUIRED: UDFA-19
BORN: 11/27/95

NFL SEASON: 5
RAIDERS SEASON: 5
COLLEGE: N.C. State
HOMETOWN: College Park, Ga.

TRANSACTIONS: Signed by Oakland Raiders as an undrafted free agent, May 6, 2019.

CAREER: Punter enters his fifth year with the Silver and Black, making the team after participating on a tryout basis at the team's rookie mini-camp in 2019. ...In 2022, finished fourth in the NFL with a 48.9 gross punting average on 59 punts and was named to his second career Pro Bowl. ...In 2021, earned his first Pro Bowl selection after leading the NFL with a 50.0 yard average on 64 punts and placing 28 inside the 20-yard line. ...In 2020, appeared in all 16 contests for the second consecutive season and set a career high with an average of 40.1 net yards per punt. ...As a rookie in 2019, set rookie club records for punting average (46.0), net average (39.4) and punts downed inside the 20-yard line (33). ...Career totals include 66 games played with 234 punts for 11,106 yards (47.5 avg.), a net average of 41.5 yards and 107 punts downed inside the 20-yard line with a long of 74 yards.

AT A GLANCE

- Ranked fourth in the NFL in 2022, averaging 48.9 gross yards per punt on 59 attempts and downing 26 punts inside the 20-yard line en route to his second career Pro Bowl selection.
- Earned his first Pro Bowl selection in 2021, leading the NFL with a 50.0-yard average on 64 punts and placing 28 inside the 20-yard line.
- In 2019, set rookie club records in punting average (46.0), net average (39.4) and punts downed inside the 20-yard line (33).

2022: Earned his second Pro Bowl selection, finishing fourth in the NFL with a 48.9 gross punting average on 59 punts, while his 43.9 net punting average ranked fifth in the league (min. 50 attempts). ...Downed 20.3 percent of his punts (12) inside the 10-yard line this season, the fifth-best percentage in the NFL. ...His five punts downed inside the 5-yard line (8.5 percent) ranked second in the league. ...**(9/11) at LAC:** Netted 106 yards (53 avg.) on two punts, downing one punt inside the 20-yard line, with a 56-yard long. ...**(9/18) vs. Ari.:** Totaled three punts for 161 yards (53.7 avg.) with a 66-yard long. ...**(9/25) at Ten.:** Recorded 144 yards (48.0 avg.) on three punts, placing two inside the 20-yard line. ...**(10/2) vs. Den.:** Totaled 215 yards on four punts, averaging 53.8 yards. ...**(10/10) at KC:** Punted two times for 104 yards (52 avg.) with a 60-yard long. ...**(10/23) vs. Hou.:** Averaged 46.5 yards on two punts with a 50-yard long. ...**(10/30) at NO:** Punted five times for 229 yards (45.8 avg.) with a 54-yard long. ...**(11/6) at Jac.:** Totaled 196 yards on four punts (49.0 avg.), downing three inside the 20-yard line. ...**(11/13) vs. Ind.:** Netted 294 yards (53.4 avg.) on five punts with a season-high 67-yard long. ...**(11/20) at Den.:** Averaged 46.8 yards on four punts. ...**(11/27) at Sea.:** Totaled 91 yards on two punts with a 50-yard long. ...**(12/4) vs. LAC:** Averaged 34.5 yards on four punts, downing two inside the 20-yard line. ...**(12/8) at LAR:** Punted three times for 148 yards (49.3 avg.) with a 64-yard long. ...**(12/18) vs. NE:** Punted a season-high seven times for 324 yards (46.3 avg.). ...Downed two punts inside the 20-yard line. ...**(12/24) at Pit.:** Averaged 41.6 yards on five punts. ...**(1/1/23) vs. SF:** Totaled 81 yards on two punts (40.5 avg.). ...**(1/7/23) vs. KC:** Averaged 61.0 yards on two punts, downing one inside the 20-yard line.

2021: Earned his first Pro Bowl selection, averaging 50.0 yards on 64 punts and placing 28 inside the 20-yard line. ...Led the NFL with 50.0 yard average, which also ranked eighth in NFL history. ...**(9/13) vs. Bal.:** Averaged 52.7 yards, placing two punts inside the 20-yard line. ...**(9/19) at Pit.:** Averaged 47.5 yards, placing two punts inside the 20-yard line. ...**(9/26) vs. Mia.:** Averaged 54.0 yards, placing two punts inside the 20-yard line. ...**(10/4) at LAC:** Averaged 51.2 yards and placed one punt inside the 20-yard line. ...**(10/10) vs. Chi.:** Averaged 56.0 yards in the contest. ...Also recorded a season-high three punts inside the 20-yard line. ...**(10/17) at Den.:** Averaged a career-high 57.0 yards, placing two punts inside the 20-yard line. ...Recorded a 71-yard punt, marking the second-longest of his career. ...**(10/24) vs. Phi.:** Averaged 47.0 yards in the win, placing one punt inside the 20-yard line. ...**(11/7) at NYG:** Averaged 50.0 yards on the day. ...**(11/14) vs. KC:** Punted five times for 250 yards (50.0 avg.), placing one punt inside the 20-yard line. ...Added one tackle and one forced fumble. ...**(11/21) vs. Cin.:** Averaged 46.5 yards, placing two punts inside the 20-yard line. ...**(11/25) at Dal.:** Averaged 48.6 yards, placing four punts inside the 20-yard line. ...**(12/5) vs. Was.:** Averaged 50.5 yards and placed two punts inside the 20-yard line. ...**(12/12) at KC:** Averaged 50.0 yards on three punts. ...**(12/20) at Cle.:** Averaged 44.3 yards in the win, placing one punt inside the 20-yard line. ...**(12/26) vs. Den.:** Averaged 42.5 yards on two punt, both of which were placed inside the 20-yard line. ...**(1/2/22) at Ind.:** Averaged 52.0 yards on two punts with one punt placed inside the 20-yard line. ...**(1/9/22) vs. LAC:** Averaged 45.3 yards on four punts in the win, placing two punts inside the 20-yard line. ...**Postseason:** **(1/15/22) at Cin.:** Averaged 49.5 yards on two punts in his first postseason appearance.

2020: Played in 16 games and recorded 44 punts for 1,939 yards (44.1 avg.). ...Finished tied for 16th in the NFL with 20 punts placed inside the 20-yard line, while his percentage of punts downed inside the 20-yard line (45.5 percent) ranked fourth in the league. ...His 133 opponent punt return yards allowed ranked seventh-fewest in the NFL. ...**(9/13) at Car.:** Punted three times for 127 yards (42.3 avg.) with a long of 52 yards. ...**(9/21) vs. No.:** Punted two times for 80 yards with a long of 44 yards. ...**(9/27) at NE:** Punted three times for 136 yards (45.3 avg.), placing one punt inside the 20-yard line. ...**(10/4) vs. Buf.:** Punted one time for 57 yards. ...**(10/11) at KC:** Punted two times for 106 yards (53.0 avg.), placing one punt inside the 20-yard line. ...**(10/25) vs. TB:** Punted three times for 121 yards (40.3 avg.), placing two punts inside the 20-yard line. ...**(11/1) at Cle.:** Punted one time for 56 yards, placing the punt inside the 20-yard line. ...**(11/8) at LAC:** Punted four times for 150 yards (37.5 avg.), placing two punts inside the 20-yard line. ...**(11/15) vs. Den.:** Punted four times for 174 yards (43.5 avg.), placing a season-high three punts inside the 20-yard line. ...**(11/22) vs. KC:** Punted two times for 73 yards (36.5 avg.), placing one punt inside the 20-yard line. ...**(11/29) at Atl.:** Punted a season-high five times for 243 yards (48.6 avg.) with a long of 63 yards. ...Tied his season-high by placing three punts inside the 20-yard line, while his 63-yard punt marked a new season-long. ...**(12/6) at NYJ:** Punted three times for 129 yards (43.0 avg.), placing two punts inside the 20-yard line. ...**(12/13) vs. Ind.:** Punted one time for 47 yards. ...**(12/17) vs. LAC:** Punted two times for 75 yards (37.5 avg.) with a 56-yard long. ...**(12/26) vs. Mia.:** Punted four times for 168 yards (42.0 avg.) with a 58-yard long, placing two punts inside the 20-yard line. ...**(1/3/21) at Den.:** Punted four times for 199 yards (49.8 avg.), placing two punts inside the 20-yard line. ...His 49.8 average was his highest of the season in games with multiple punts.

2019: Played all 16 games in his rookie season and set rookie club records in punting average (46.0), net average (39.4 avg.) and punts downed inside the 20-yard line (33)...Totalled 67 punts for 3,081 yards...Led the league from Weeks 11-17 with 18 punts downed inside the 20-yard line, while his 33 total for the year tied P Shane Lechler for third-most in franchise history and ranked fifth in the NFL...Also booted a 74-yard punt, the third-longest punt in team history, sixth-longest by a rookie in NFL history and third-longest overall in 2019...**(9/9) vs. Den.:** Averaged 44.7 yards on three punts with a 52-yard long, placing one punt inside the 20-yard line in his NFL debut...**(9/15) vs. KC:** Totalled 264 yards on six punts for a 44-yard average and a long of 60 yards...**(9/22) at Min.:** Averaged a season-best 54.3 yards on four punts with a net average of 49.0 yards per punt...Tied a career-long with a 60-yarder, placing two punts inside the 20-yard line...**(9/29) at Ind.:** Punted five times for 253 yards (50.6 avg.) with a long of 59 yards, placing three punts inside the 20-yard line...**(10/6) vs. Chi.:** Averaged 42.5 yards on four punts, placing one punt inside the 20-yard line...**(10/20) at GB:** Punted two times for 106 yards (53.0 avg.) with a long of 59 yards, placing both punts inside the 20-yard line...**(10/27) at Hou.:** Punted six times for 292 yards (48.7 avg.) with a long of 57 yards, placing three punts inside the 20-yard line...**(11/3) vs. Det.:** Punted two times for 96 yards (48.0 avg.) with a long of 52 yards...**(11/7) vs. LAC:** Punted four times for 170 yards (42.5 avg.) with a long of 50 yards, placing one punt inside the 20-yard line...**(11/17) vs. Cin.:** Averaged 42.3 yards on five punts with a 50-yard long, placing one punt inside the 20-yard line...**(11/24) at NYJ:** Punted a career-high seven times for 315 yards (45.0 avg.) with a long of 57 yards, while placing four punts inside the 20-yard line...**(12/1) at KC:** Averaged 38.5 yards on two punts, placing one punt inside the 20-yard line...**(12/8) vs. Ten.:** Totalled 221 yards on five punts for a 44.2 average, placing four punts inside the 20-yard line...**(12/15) vs. Jac.:** Punted four times for 167 yards (41.8 avg.) with a long of 52 yards, placing three punts inside the 20-yard line...**(12/22) at LAC:** Punted five times for 259 yards (51.8 avg.) with a career long of 74 yards, placing three punts inside the 20-yard line...His 74-yard punt was the third-longest in the NFL in 2019 and longest for Raiders players since Lechler's 76-yarder at KC on Dec. 24, 2011...**(12/29) at Den.:** Punted three times for 124 yards (41.3 avg.) with a long of 49 yards...Placed two punts inside the 20-yard line, tying Lechler for third-most punts inside the 20-yard line in a single season in franchise history (33).

COLLEGE: Four-year letterman at North Carolina State (2015-18), appearing in 52 career games...Finished collegiate career ranked second in program history in punting yards (9,288) and third in punts (220)...Also ranked third in the program record book with a 42.2-yard punting average...Had 89 career punts downed inside the 20-yard line...As a senior, punted 49 times for 2,076 yards (42.4 avg.), marking fourth-straight year eclipsing the 2,000-yard mark...Had 22 punts downed inside the 20-yard line...Semifinalist for the Wuerffel Trophy, presented annually to the player "who best combines exemplary community service with athletic and academic achievement"...As a junior, averaged 43.7 yards per punt, which ranked fifth in the ACC and marked the fifth-best single-season average in program history...Totalled 54 punts for 2,358 yards and set a career best by notching 18 punts of 50-or-more yards...Had two punts of 60-plus yards...Named to the preseason watch list for the Ray Guy Award...Finalist for the Wuerffel Trophy...Named to the Allstate AFCA Good Works Team...CoSIDA Academic All-District and Academic All-ACC selection...As a sophomore, punted 51 times for 2,104 yards (41.3 avg.)...As a freshman, set single-season personal standards in punts (66), yards (2,750), touchbacks (six), fair catches (25) and punts inside the 20-yard line (28)...Graduated with a degree in industrial engineering.

PERSONAL: Attended Woodward Academy in College Park, Ga...As a senior, averaged 40.1 yards per punt and converted 7-of-9 FG attempts and 33-of-38 PAT attempts...Named to the Atlanta Journal-Constitution All-Metro Team...Also named all-region and second-team all-state...Ranked as the No. 13 punter in the nation by Kohl's Kicking, the No. 5 kicker and No. 70 player in Georgia by Rivals.com and the No. 19 kicker in the nation by ESPN.com...Helped team to a 9-3 record and a quarterfinal appearance in the Georgia 3A playoffs...Also played tight end and defensive end.

ADDITIONAL STATISTICS: Special teams tackles – 1 in 2019.

SINGLE-GAME HIGHS: PUNTING: Punts – 7, twice, last: 12/18/22 vs NE. Gross average – 58.8, 11/13/22 vs Ind. Net average – 53.4, 11/13/22 vs Ind. Punts inside 20 – five, four times; last: 10/30/22 at NO. Long – 74, 12/22/19 at LAC.



A. COLE

AJ COLE'S CAREER STATISTICS

Year	Team	GP	Punts	Yds.	Avg.	In 20	TB	Lg.	Net	Blk.	Ret.	Ret. Yds.
2019	Oakland	16	67	3,081	46.0	33	6	74	39.4	0	30	318
2020	Las Vegas	16	44	1,939	44.1	20	2	63	40.1	0	14	133
2021	Las Vegas	17	64	3,202	50.0	28	7	71	42.5	0	27	341
2022	Las Vegas	17	59	2,884	48.9	26	1	67	43.9	0	25	274
Totals		66	234	11,106	47.5	107	16	74	41.5	0	96	1066
POSTSEASON												
2021	Las Vegas	1	2	99	49.5	0	0	58	36.5	0	2	26
Totals		1	2	99	49.5	0	0	58	36.5	0	2	26

AJ COLE GAME-BY-GAME

2022, LAS VEGAS (6-11)

Date	Opp.	W/L	GP	Punts	Yds.	Avg.	In 20	TB	Lg.	Net	Blk.	Ret.	Ret.Yds.
9/11	at LAC	L	1	2	106	53.0	1	0	56	53.0	0	0	0
9/18	Ari.	L	1	3	161	53.7	0	0	66	46.7	0	2	21
9/25	at Ten.	L	1	3	144	48.0	2	0	58	41.0	0	1	21
10/2	Den.	W	1	4	215	53.8	1	0	62	37.3	0	3	66
10/10	at KC	L	1	2	104	52.0	0	0	60	48.5	0	1	7
10/23	Hou.	W	1	2	93	46.5	1	0	50	46.0	0	1	1
10/30	at NO	L	1	5	229	45.8	4	0	54	42.8	0	2	15
11/6	at Jac.	L	1	4	196	49.0	3	0	60	45.0	0	2	16
11/13	Ind.	L	1	5	294	58.8	3	0	67	53.4	0	3	27
11/20	at Den.	W	1	4	187	46.8	1	0	58	40.0	0	2	27
11/27	at Sea.	W	1	2	91	45.5	1	0	50	40.0	0	1	11
12/4	LAC	W	1	4	181	45.3	2	1	60	34.5	0	1	23
12/8	at LAR	L	1	3	148	49.3	2	0	64	49.3	0	1	0
12/18	NE	W	1	7	324	46.3	2	0	50	42.7	0	3	25
12/24	at Pit.	L	1	5	208	41.6	1	0	47	39.8	0	1	9
1/1/23	SF	L	1	2	81	40.5	1	0	52	40.5	0	0	0
1/7/23	KC	L	1	2	122	61.0	1	0	63	58.5	0	1	5
Totals			17	59	2884	48.9	26	1	67	43.9	0	25	274

2021, LAS VEGAS (10-7)


Date	Opp.	W/L	GP	Punts	Yds.	Avg.	In 20	TB	Lg.	Net	Blk.	Ret.	Ret.Yds.
9/13	Bal.	W	1	6	316	52.7	2	0	67	41.5	0	4	67
9/19	at Pit.	W	1	4	190	47.5	2	1	55	37.3	0	2	21
9/26	Mia.	W	1	4	216	54.0	2	0	67	47.3	0	3	27
10/4	at LAC	L	1	5	256	51.2	1	0	56	47.2	0	2	20
10/10	Chi.	L	1	4	224	56.0	3	0	70	46.5	0	2	38
10/17	at Den.	W	1	4	228	57.0	2	2	71	47.0	0	0	0
10/24	Phi.	W	1	2	94	47.0	1	0	59	44.0	0	1	6
11/7	at NYG	L	1	2	100	50.0	0	0	58	37.0	0	2	26
11/14	KC	L	1	5	250	50.0	1	1	63	36.8	0	2	46
11/21	Cin.	L	1	4	186	46.5	2	1	54	39.0	0	2	10
11/25	at Dal.	W	1	5	243	48.6	4	0	68	45.4	0	2	16
12/5	Was.	L	1	4	202	50.5	2	0	67	43.3	0	2	29
12/12	at KC	L	1	3	150	50.0	0	1	60	39.7	0	1	11
12/20	at Cle.	W	1	4	177	44.3	1	0	49	39.3	0	1	20
12/26	Den.	W	1	2	85	42.5	2	0	47	42.5	0	0	0
1/2/22	at Ind.	W	1	2	104	52.0	1	1	60	42.0	0	0	0
1/9/22	LAC	W	1	4	181	45.3	2	0	54	44.3	0	2	4
Totals			17	64	3202	50.0	28	7	71	42.5	0	28	341
POSTSEASON													
1/15/22	at Cin.	L	1	2	99	49.5	0	0	58	36.5	0	2	26
Totals			32	116	5,781	49.8	50	13	71	36.5	0	49	593

2020, LAS VEGAS (8-8)

Date	Opp.	W/L	GP	Punts	Yds.	Avg.	In 20	TB	Lg.	Net	Blk.	Ret.	Ret.Yds.
9/13	at Car.	W	1	3	127	42.3	0	0	52	32.7	0	2	29
9/21	NO	W	1	2	78	39.0	0	0	42	39.0	0	0	0
9/27	at NE	L	1	3	136	45.3	1	0	46	41.7	0	1	11
10/4	Buf.	L	1	1	57	57.0	0	0	57	19.0	0	1	38
10/11	at KC	W	1	2	106	53.0	1	0	59	53.0	0	1	0
10/25	TB	L	1	3	121	40.3	2	0	48	40.3	0	0	0
11/1	at Cle.	W	1	1	56	56.0	1	0	56	56.0	0	0	0
11/8	at LAC	W	1	4	150	37.5	2	0	45	37.5	0	2	0
11/15	Den.	W	1	4	174	43.5	3	0	61	43.5	0	0	0
11/22	KC	L	1	2	73	36.5	1	0	42	36.5	0	1	0
11/29	at Atl.	L	1	5	243	48.6	3	0	63	47.8	0	1	4
12/6	at NYJ	W	1	3	129	43.0	2	1	51	36.3	0	0	0
12/13	Ind.	L	1	1	47	47.0	0	0	47	45.0	0	1	2
12/17	LAC	L	1	2	75	37.5	0	0	56	32.5	0	1	10
12/26	Mia.	L	1	4	168	42.0	2	1	58	35.3	0	1	7
1/3/21	at Den.	W	1	4	199	49.8	2	0	59	41.8	0	2	32
Totals			16	44	1,939	44.1	20	2	63	40.1	0	14	133

2019, OAKLAND (7-9)

Date	Opp.	W/L	GP	Punts	Yds.	Avg.	In 20	TB	Lg.	Net	Blk.	Ret.	Ret.Yds.
9/9	Den.	W	1	3	134	44.7	1	1	52	38.0	0	0	0
9/15	KC	L	1	6	264	44.0	2	0	60	36.0	0	6	48
9/22	at Min.	L	1	4	217	54.3	2	0	60	49.0	0	3	21
9/29	at Ind.	W	1	5	253	50.6	3	0	59	43.6	0	3	35
10/6	Chi.	W	1	4	170	42.5	1	1	46	19.5	0	2	72
10/20	at GB	L	1	2	106	53.0	2	0	59	53.0	0	0	0
10/27	at Hou.	L	1	6	292	48.7	3	0	57	43.3	0	4	32
11/3	Det.	W	1	2	96	48.0	0	0	52	48.0	0	0	0
11/7	LAC	W	1	4	170	42.5	1	0	50	37.8	0	3	19
11/17	Cin.	W	1	5	216	43.2	1	1	50	32.8	0	3	32
11/24	at NYJ	L	1	7	315	45.0	4	1	57	38.4	0	1	26
12/1	at KC	L	1	2	77	38.5	1	0	41	38.5	0	0	0
12/8	Ten.	L	1	5	221	44.2	4	1	55	40.2	0	0	0
12/15	Jac.	L	1	4	167	41.8	3	0	52	39.8	0	1	8
12/22	at LAC	W	1	5	259	51.8	3	1	74	43.6	0	3	21
12/29	at Den.	L	1	3	124	41.3	2	0	49	40.0	0	1	4
Totals			16	67	3,081	46.0	33	6	74	39.4	0	30	318



KEELAN COLE SR.

84

POSITION: Wide Receiver
HT/WT: 6-1/194
ACQUIRED: UFA-'22 (NYJ)
BORN: 4/20/93

NFL SEASON: 7
RAIDERS SEASON: 2
COLLEGE: Kentucky Wesleyan
HOMETOWN: Louisville, Ky.

TRANSACTIONS: Signed by Jacksonville Jaguars as an undrafted free agent, May 1, 2017... Re-signed by Jaguars as a restricted free agent, April 23, 2020... Signed by New York Jets as an unrestricted free agent, March 15, 2021... Signed by Las Vegas Raiders as an unrestricted free agent, May 12, 2022... Released by Raiders, Aug. 30, 2022... Signed by Raiders to practice squad, Sept. 6, 2022... Signed by Raiders to active roster, Sept. 14, 2022... Re-signed by Raiders as an unrestricted free agent, March 23, 2023.

CAREER: Veteran receiver has played in 93 career games with 37 starts over six NFL seasons... Has totaled 197 receptions for 2,832 yards and 14 TDs... Has also returned 15 career kickoffs for 353 yards (23.5 avg.) and 23 career punts for 222 yards (9.7 avg.) and one TD... In 2022, played in 14 games with three starts and recorded 10 catches for 141 yards and one TD... Returned 13 punts for 79 yards... In 2021, matched a career-high with 11 starts for the Jets... Totaled 28 catches for 449 yards and one TD... In 2020, set a career high with 55 catches for 642 yards and five TDs... Played in 16 games in 2019 and totaled 24 receptions for 361 yards and three TDs... In 2018, hauled in 38 passes for 491 yards and one TD... As a rookie in 2017, totaled 42 catches for a career-high 748 yards with three TDs.

AT A GLANCE

- Veteran receiver has played in 93 career games with 37 starts over six seasons with Jacksonville Jaguars (2017–20), New York Jets (2021) and Las Vegas Raiders (2022).
- Has totaled 197 career receptions for 2,832 yards and 14 TDs in addition to 15 kickoff returns for 353 yards and 23 punt returns for 222 yards and one TD.
- Played collegiately at Kentucky Wesleyan, earning All-American honors and ranking among the nation's leaders in receiving yards and all-purpose yards as both a junior and senior.

2022: Appeared in 14 games with three starts and totaled 10 receptions for 141 yards and one TD... Added 13 punt returns for 79 yards (6.1 avg.)... **(9/25) at Ten.:** Posted one reception for 12 yards... Returned one punt for 13 yards... **(10/2) vs. Den.:** Returned two punts for seven yards... **(10/10) at KC:** Returned one punt for three yards... **(10/30) at NO.:** Recorded two receptions for 30 yards... **(11/20) at Den.:** Posted one catch for 21 yards... Returned four punts for 28 yards... **(11/27) at Sea.:** Finished with two receptions for 12 yards (6.0 avg.)... Returned three punts for 11 yards... **(12/4) vs. LAC:** Appeared on offense and special teams... **(12/8) at LAR:** Record one reception for 11 yards... **(12/18) vs. NE:** Posted two receptions for 50 yards (25.0 avg.), including the game-tying 30-yard TD catch... **(1/7/23) vs. KC:** Recorded one catch for five yards.

2021 (WITH NYJ): Played in 15 games and matched a career high with 11 starts... Totaled 28 receptions for 449 yards and one TD... Also returned seven kickoffs for 137 yards (19.6 avg.)... **(10/3) vs. Ten.:** Made first start with the Jets and totaled three catches for a season-high 92 yards, including a 54-yard reception... **(11/4) at Ind.:** Hauled in a season-high five passes for 66 yards... **(1/9/22) at Buf.:** Had a 40-yard TD reception and totaled three catches for 54 yards in regular-season finale.

2020 (WITH JAC.): Saw action in all 16 games with five starts with Jacksonville... Totaled a career-high 55 receptions for 449 yards... Had a career-best five TD receptions... Also returned nine punts for 140 yards (15.6 avg.) and one TD... Had three kickoff returns for 80 yards... **(9/13) vs. Ind.:** Totaled five catches for 47 yards, including a 25-yard TD reception... **(9/20) at Ten.:** Posted six catches for 58 yards and one TD... **(10/11) at Hou.:** Had a 13-yard TD reception... **(10/18) vs. Det.:** Totaled six grabs for a season-high 143 yards... Had a season-long 51-yard reception... **(11/15) at GB:** Notched five catches for 47 yards and one TD... Also returned three punts for a career-high 113 yards, including a 91-yard reception for a TD... **(12/13) vs. Ten.:** Matched a career high with seven receptions for 67 yards and one TD.

2019 (WITH JAC.): Played in 16 games with one start... Totaled 24 receptions for 361 yards and three TDs... Also returned three kickoffs for 110 yards with a long return of 59 yards... **(10/20) at Cin.:** Had a 2-yard TD reception... **(10/27) vs. NYJ:** Hauled in a 6-yard TD pass... **(11/3) vs. Hou.:** Totaled a season-high five receptions for 80 yards... **(12/15) at Dak.:** Registered three catches for 76 yards, including a season-long 55-yard reception... **(12/29) vs. Ind.:** Had three receptions for 67 yards and one TD... Also had a career-long 59-yard kickoff return.

2018 (WITH JAC.): Played in 16 games with a career-high 11 starts... Posted 38 receptions for 491 yards and one TD... **(9/9) at NYG:** Started and recorded three receptions for a team-high 54 yards, including a long reception of 31 yards... **(9/16) vs. NE:** Recorded a team-high seven receptions for 116 yards, including a 24-yard TD... Marked his fourth-straight home game with a TD catch, setting a franchise record... **(10/7) at KC:** Caught four passes for 70 yards.

2017 (WITH JAC.): Played in all 16 games with six starts in breakout rookie season... Totaled 42 catches for a career-high 748 yards and three TDs... Receiving yards marked most by an undrafted rookie in franchise history, surpassing WR Allen Hurns' 677 receiving yards in 2014... Yardage marked second-most by a rookie in franchise history and were the eighth-most by an undrafted rookie wide receiver in NFL history... Yardage total was the third-most by an NFL rookie in 2017... Averaged 17.8 yards per reception to tie Jaguars single-season record... **(12/3) vs. Ind.:** Started and recorded three receptions for 49 yards, including first-career TD... **(12/10) vs. Sea.:** Totaled three receptions and a team-high 99 yards, including a 75-yard TD reception... **(12/17) vs. Hou.:** Led team and recorded career-highs with seven receptions for 186 yards and one TD... Had a game-long 73-yard reception to set up a third-quarter TD... Marked first-career 100-yard game... **(12/24) at SF:** Recorded six catches for 108 yards... Became first rookie in franchise history to post back-to-back 100-yard receiving games... Postseason: **(1/14/18) at Pit.:** Recorded a 45-yard reception in AFC Divisional Playoff Game... **(1/21/18) at NE:** Posted two catches for 37 yards in AFC Championship Game.

COLLEGE: Played four years at Kentucky Wesleyan... Named to the D2football.com All-American First Team, the Associated Press Little All-American First Team and the Don Hansen Football Gazette All-American First Team... As a senior, led the nation with two kickoff returns for a TD... Ranked second in the nation in all-purpose yards (198.1 yards per game)... Named Great Midwest Athletic Conference Offensive and Special Teams Player of the Year... As a junior, named Associated Press Little College All-American Third Team... Chosen first-team All-American by Don Hansen's Football Gazette... Led team with 73 receptions for 1,345 yards and 17 TDs... Totaled 278 receiving yards and five TDs at Louisiana College... Had 12 receptions at East Tennessee State... Also rushed for 60 yards on 11 carries with one TD and returned 14 kickoffs for 300 yards and one score... Had three games with 200-plus receiving yards... Ranked No. 2 in NCAA in TDs, No. 3 in receiving yards per game

(134.5 avg.) and No. 4 in receiving yards...As a sophomore in 2014, led the NCAA in receiving yards (1,577) and receiving TDs (21)...Had 10 catches for 220 yards against Faith...Totaled 1,916 all-purpose yards...As a freshman, led team with 53 catches for 549 yards and six TDs...Returned five kickoffs for 163 yards, including a 95-yard return for a TD against Truman State...Named 2014 Great Midwest Athletic Conference Track Athlete of the Year.

PERSONAL: Attended Central High School in Louisville, Ky...Four-year letterwinner and two-year starter at defensive back, wide receiver and quarterback...Part of back-to-back 3-A State Championship teams in 2009 and 2010...Also played baseball and basketball.

SINGLE-GAME HIGHS: RECEIVING: Receptions – 7, three times; last: 12/13/20 vs. Ten. Yards – 186, 12/17/17 vs. Hou. Long – 75t, 12/10/17 vs. Sea. Touchdowns – 1, 14 times; last: 12/18/22 vs. NE. RETURNS: Punt – 4, 11/20/22 at Den. Yards – 113, 11/15/20 at GB. Long – 91t, 11/15/20 at GB. Touchdowns – 1, 11/15/20 at GB. Kickoffs – 3, three times; last: 1/2/22 vs. TB. Yards – 110, 12/29/19 vs. Ind. Long – 59, 12/29/19 vs. Ind.

KEELAN COLE SR.'S CAREER STATISTICS

Year	Team	GP	GS	RECEIVING				RUSHING				Total Offense		
				Rec.	Yds.	Avg.	Lg.	TD	Att.	Yds.	Avg.		Lg.	TD
2017	Jacksonville	16	6	42	748	17.8	75t	3	0	0	-	-	0	748
2018	Jacksonville	16	11	38	491	12.9	35	1	0	0	-	-	0	491
2019	Jacksonville	16	1	24	361	15.0	55	3	1	6	6.0	6	0	367
2020	Jacksonville	16	5	55	642	11.7	51	5	1	2	2.0	2	0	644
2021	N.Y. Jets	15	11	28	449	16.0	54	1	0	0	-	-	0	449
2022	Las Vegas	14	3	10	141	14.1	30t	1	0	0	-	-	0	141
Totals		93	37	197	2,832	14.4	75t	14	2	8	4.0	6	0	2,840
POSTSEASON														
2017	Jacksonville	3	0	3	82	27.3	45	0	0	0	0.0	0	0	82
Totals		3	0	3	82	27.3	45	0	0	0	0.0	0	0	82

KEELAN COLE SR. GAME-BY-GAME

2022, LAS VEGAS (6-11)

Date	Opp.	W/L	GP/GS	RECEIVING				RUSHING				TOTAL OFFENSE		
				Rec.	Yds.	Avg.	Lg.	TD	Att.	Yds.	Avg.		Lg.	TD
9/11	at LAC	L												
9/18	Ari.	L		(DID NOT PLAY)										
9/25	at Ten.	L	1/0	1	12	12.0	12	0	0	0	-	-	0	12
10/2	Den.	W	1/1	0	0	-	-	0	0	0	-	-	0	0
10/10	at KC	L	1/0	0	0	-	-	0	0	0	-	-	0	0
10/23	Hou.	W		(INACTIVE)										
10/30	at NO	L	1/0	2	30	15.0	18	0	0	0	-	-	0	30
11/6	at Jac.	L	1/0	0	0	-	-	0	0	0	-	-	0	0
11/13	Ind.	L	1/1	0	0	-	-	0	0	0	-	-	0	0
11/20	at Den.	W	1/0	1	21	21.0	21	0	0	0	-	-	0	21
11/27	at Sea.	W	1/1	2	12	6.0	9	0	0	0	-	-	0	12
12/4	LAC	W	1/0	0	0	-	-	0	0	0	-	-	0	0
12/8	at LAR	L	1/0	1	11	11.0	11	0	0	0	-	-	0	11
12/18	NE	W	1/0	2	50	25.0	30t	1	0	0	-	-	0	50
12/24	at Pit.	L	1/0	0	0	-	-	0	0	0	-	-	0	0
1/1/23	SF	L	1/0	0	0	-	-	0	0	0	-	-	0	0
1/7/23	KC	L	1/0	1	5	5.0	5	0	0	0	-	-	0	5
Totals			14/3	10	141	14.1	30t	1	0	0	-	-	0	141

2021, NEW YORK JETS (4-13)

Date	Opp.	W/L	GP/GS	RECEIVING					RUSHING					TOTAL OFFENSE	
				Rec.	Yds.	Avg.	Lg.	TD	Att.	Yds.	Avg.	Lg.	TD		
9/12	at Car.	L													
				(INACTIVE - KNEE)											
9/19	NE	L	1/0	0	0	-	-	0	0	0	-	-	0	0	
9/26	at Den.	L	1/0	2	30	15.0	23	0	0	0	-	-	0	30	
10/3	Ten.	W	1/1	3	92	30.7	54	0	0	0	-	-	0	92	
10/10	at Atl.	L	1/1	2	38	19.0	23	0	0	0	-	-	0	38	
10/24	at NE	L	1/1	1	6	6.0	6	0	0	0	-	-	0	6	
10/31	Cin.	W	1/1	3	25	8.3	11	0	0	0	-	-	0	25	
11/4	at Ind.	L	1/1	5	66	13.2	18	0	0	0	-	-	0	66	
11/14	Buf.	L	1/1	1	18	18.0	18	0	0	0	-	-	0	18	
11/21	Mia.	L	1/0	0	0	0.0	0	0	0	0	-	-	0	0	
11/28	at Hou.	W	1/1	2	24	12.0	13	0	0	0	-	-	0	24	
				(RESERVE/COVID-19 LIST)											
12/12	NO	L	1/1	1	27	27.0	27	0	0	0	-	-	0	27	
12/19	at Mia.	L	1/1	1	9	9.0	9	0	0	0	-	-	0	9	
12/26	Jac.	W	1/0	2	25	12.5	19	0	0	0	-	-	0	25	
1/2/22	TB	L	1/1	2	35	17.5	21	0	0	0	-	-	0	35	
1/9/22	at Buf.	L	1/1	3	54	18.0	40t	1	0	0	-	-	0	54	
Totals			15/11	28	449	16.0	54	1	0	0	-	-	0	449	

2020, JACKSONVILLE (1-15)

Date	Opp.	W/L	GP/GS	RECEIVING					RUSHING					TOTAL OFFENSE
				Rec.	Yds.	Avg.	Lg.	TD	Att.	Yds.	Avg.	Lg.	TD	
9/13	Ind.	W	1/0	5	47	9.4	22t	1	0	0	-	-	0	47
9/20	at Ten.	L	1/0	6	58	9.7	23	1	0	0	-	-	0	58
9/24	Mia.	L	1/1	4	43	10.8	16	0	0	0	-	-	0	43
10/4	at Cin.	L	1/0	4	46	11.5	20	0	0	0	-	-	0	46
10/11	at Hou.	L	1/0	2	25	12.5	13t	1	1	2	2.0	2	0	27
10/18	Det.	L	1/0	6	143	23.8	51	0	0	0	-	-	0	143
10/25	at LAC	L	1/0	1	12	12.0	12	0	0	0	-	-	0	12
11/8	Hou.	L	1/0	1	6	6.0	6	0	0	0	-	-	0	6
11/15	at GB	L	1/1	5	47	9.4	13	1	0	0	-	-	0	47
11/22	Pit.	L	1/1	2	26	13.0	17	0	0	0	-	-	0	26
11/29	Cle.	L	1/1	3	44	14.7	20	0	0	0	-	-	0	44
12/6	at Min.	L	1/1	1	7	7.0	7	0	0	0	-	-	0	7
12/13	Ten.	L	1/0	7	67	9.6	22	1	0	0	-	-	0	67
12/20	at Bal.	L	1/0	2	22	11.0	14	0	0	0	-	-	0	22
12/27	Chi.	L	1/0	3	26	8.7	14	0	0	0	-	-	0	26
1/3/21	at Ind.	L	1/0	3	23	7.7	12	0	0	0	-	-	0	23
Totals			16/5	55	642	11.7	51	5	1	2	2.0	2	0	644

2019, JACKSONVILLE (6-10)

Date	Opp.	W/L	GP/GS	RECEIVING					RUSHING					TOTAL OFFENSE
				Rec.	Yds.	Avg.	Lg.	TD	Att.	Yds.	Avg.	Lg.	TD	
9/8	KC	L	1/0	0	0	-	-	0	0	0	-	-	0	0
9/15	at Hou.	L	1/0	0	0	-	-	0	0	0	-	-	0	0
9/19	Ten.	W	1/0	0	0	-	-	0	0	0	-	-	0	0
9/29	at Den.	W	1/0	1	19	19.0	19	0	0	0	-	-	0	19
10/6	at Car.	L	1/0	0	0	-	-	0	0	0	-	-	0	0
10/13	NO	L	1/0	0	0	-	-	0	0	0	-	-	0	0
10/20	at Cin.	W	1/0	1	2	2.0	2t	1	0	0	-	-	0	2
10/27	NYJ	W	1/0	2	12	6.0	6t	1	0	0	-	-	0	12
11/3	Hou.	L	1/0	5	80	16.0	31	0	0	0	-	-	0	80
11/17	at Ind.	L	1/0	4	41	10.3	14	0	0	0	-	-	0	41
11/24	at Ten.	L	1/0	2	18	9.0	14	0	0	0	-	-	0	18
12/1	TB	L	1/0	1	11	11.0	11	0	0	0	-	-	0	11
12/8	LAC	L	1/0	1	12	12.0	12	0	0	0	-	-	0	12
12/15	at Oak.	W	1/1	3	76	25.3	55	0	0	0	-	-	0	76
12/22	at Atl.	L	1/0	1	23	23.0	23	0	1	6	6.0	6	0	29
12/29	Ind.	W	1/0	3	67	22.3	45	1	0	0	-	-	0	67
Totals			16/1	24	361	15.0	55	3	1	6	6.0	6	0	367

2018, JACKSONVILLE (5-11)

Date	Opp.	W/L	GP/GS	RECEIVING					RUSHING					TOTAL OFFENSE
				Rec.	Yds.	Avg.	Lg.	TD	Att.	Yds.	Avg.	Lg.	TD	
9/9	at NYG	W	1/1	3	54	18.0	31	0	0	0	-	-	0	54
9/16	NE	W	1/1	7	116	16.6	24t	1	0	0	-	-	0	116
9/23	Ten.	L	1/1	5	40	8.0	11	0	0	0	-	-	0	40
9/30	NYJ	W	1/1	2	15	7.5	9	0	0	0	-	-	0	15
10/7	at KC	L	1/1	4	70	17.5	32	0	0	0	-	-	0	70
10/14	at Dal.	L	1/1	4	41	10.3	17	0	0	0	-	-	0	41
10/21	Hou.	L	1/1	2	21	10.5	13	0	0	0	-	-	0	21
10/28	Phi.	L	1/0	2	18	9.0	13	0	0	0	-	-	0	18
11/11	at Ind.	L	1/0	0	0	-	-	0	0	0	-	-	0	0
11/18	Pit.	L	1/0	0	0	-	-	0	0	0	-	-	0	0
11/25	at Buf.	L	1/1	0	0	-	-	0	0	0	-	-	0	0
12/2	Ind.	W	1/1	2	16	8.0	11	0	0	0	-	-	0	16
12/6	at Ten.	L	1/1	3	55	18.3	35	0	0	0	-	-	0	55
12/16	Was.	L	1/0	0	0	-	-	0	0	0	-	-	0	0
12/23	at Mia.	W	1/0	0	0	-	-	0	0	0	-	-	0	0
12/30	at Hou.	L	1/1	4	45	11.3	19	0	0	0	-	-	0	45
Totals			16/11	38	491	12.9	35	1	0	0	-	-	0	491

2017, JACKSONVILLE (10-6)

Date	Opp.	W/L	GP/GS	RECEIVING					RUSHING					TOTAL OFFENSE
				Rec.	Yds.	Avg.	Lg.	TD	Att.	Yds.	Avg.	Lg.	TD	
9/10	at Hou.	W	1/0	0	0	-	-	0	0	0	-	-	0	0
9/17	Ten.	L	1/0	2	13	6.5	11	0	0	0	-	-	0	13
9/24	Bal.	W	1/1	1	13	13.0	13	0	0	0	-	-	0	13
10/1	at NYJ	L	1/0	1	10	10.0	10	0	0	0	-	-	0	10
10/8	at Pit.	W	1/0	1	4	4.0	4	0	0	0	-	-	0	4
10/15	LAR	L	1/0	1	7	7.0	7	0	0	0	-	-	0	7
10/22	at Ind.	W	1/1	2	64	32.0	52	0	0	0	-	-	0	64
11/5	Cin.	W	1/0	3	47	15.7	28	0	0	0	-	-	0	47
11/12	LAC	W	1/0	3	61	20.3	36	0	0	0	-	-	0	61
11/19	at Cle.	W	1/0	3	24	8.0	11	0	0	0	-	-	0	24
11/26	at Ari.	L	1/1	2	30	15.0	24	0	0	0	-	-	0	30
12/3	Ind.	W	1/1	3	49	16.3	32	1	0	0	-	-	0	49
12/10	Sea.	W	1/0	3	99	33.0	75t	1	0	0	-	-	0	99
12/17	Hou.	W	1/0	7	186	26.6	73	1	0	0	-	-	0	186
12/24	at SF	L	1/1	6	108	18.0	32	0	0	0	-	-	0	108
12/31	at Ten.	L	1/1	4	33	8.3	15	0	0	0	-	-	0	33
Totals			16/6	42	748	17.8	75t	3	0	0	-	-	0	748
POSTSEASON														
1/7/18	Buf.	W	1/0	0	0	-	-	0	0	0	-	-	0	0
1/14/18	at Pit.	W	1/0	1	45	45.0	45	0	0	0	-	-	0	45
1/21/18	at NE	L	1/0	2	37	18.5	26	0	0	0	-	-	0	37
Totals			3/0	3	82	27.3	45	0	0	0	-	-	0	82



MAXX CROSBY

98

POSITION: Defensive End
HT/WT: 6-5/255
ACQUIRED: D4a-'19
BORN: 8/22/97

NFL SEASON: 5
RAIDERS SEASON: 5
COLLEGE: Eastern Michigan
HOMETOWN: Colleyville, Texas

TRANSACTIONS: Selected by Oakland Raiders in the fourth round (106th overall) of the 2019 NFL Draft, April 27, 2019.

CAREER: A two-time Pro Bowl defensive end enters his fifth season with the Raiders after originally being drafted by the club in the fourth round (106th overall) of the 2019 NFL Draft... Became the 25th player in Raiders history to earn multiple Pro Bowls in his first four seasons... Ranks fifth in franchise history for most sacks (37.5) by a player through his first four years... Is one-of-seven players in the NFL to register at least seven sacks in each of the last four seasons (2019-22)... His eight career-multi sack games are tied for eighth-most in the NFL since 2019... In 2022, finished with 88 tackles and a league-leading 22 tackles for loss en route to his second consecutive Pro Bowl honors... In 2021, became the first Raider to earn multiple AFC Defensive Player of the Week awards in a single season since 2016... Earned his first Pro Bowl selection and was named second-team AP All-Pro after starting all 17 games, recording 56 tackles (36 solo), eight sacks and seven passes defended... In 2020, started all 16 games and totaled 39 stops (20), a team-high seven sacks, one fumble recovery and one pass defended in addition to two blocked kicks on special teams... As a rookie in 2019, posted 46 tackles (35), a career-high 10 sacks, four forced fumbles and four passes defended... Became just the second rookie in franchise history to record 10 sacks in a season... Also became the second player in franchise annals to record at least 10 sacks and 15 tackles for loss in a single season... Finished second in the Associated Press Defensive Rookie of the Year voting for his superb campaign.

AT A GLANCE

- Among all defensive linemen in 2022, Crosby ranked first in tackles for loss (22), second in total tackles (88), tied for fourth in sacks (12.5), tied for first in forced fumbles (three) and second in quarterback hits (36), joining Jason Pierre-Paul as the only two defensive linemen in the NFL since 1994 to record 85+ tackles and 20+ tackles for loss in a single season.
- Became the 25th player in Raiders history to earn multiple Pro Bowls in his first four seasons and has also garnered two second-team All-Pro honors.
- Ranks fifth in Raiders' franchise history for most sacks (37.5) by a player through his first four seasons and 12th-most in the NFL since entering the league in 2019.
- Finished second in the Associated Press Defensive Rookie of the Year voting after ranking second among all rookies with 10 sacks in 2019.

2022: Started all 17 games and led the team with 88 tackles (58 solo)... Among all defensive linemen in the NFL, ranked first in tackles for loss (22), tied for fourth in sacks (12.5), tied for first in forced fumbles (three) and second in quarterback hits (35)... Joined Jason Pierre-Paul as the only two defensive linemen in the NFL since 1994 to record 85+ tackles and 20+ tackles for loss in a single season... Named to his second career Pro Bowl... (9/11) **at LAC:** Finished with a career-high 10 total tackles (eight)... (9/18) **vs. Ari.:** Tallied four tackles (one), one sack and one tackle for loss... (9/25) **at Ten.:** Totaled nine tackles (five), one sack, two tackles for loss, one forced fumble and one pass defended... (10/2) **vs. Den.:** Recorded four tackles, a team-high two sacks, and four tackles for loss... (10/10) **at KC:** Notched four tackles and a team-high two sacks and three tackles for loss... Marked his seventh career game with two or more sacks since 2019, tied for sixth-most in the NFL during that span... (10/23) **vs. Hou.:** Recorded four tackles (three) and one pass defended... (10/30) **at NO:** Tallied seven tackles (five) and one tackle for loss... (11/6) **at Jac.:** Finished with five tackles (three), one tackle for loss and one fumble recovery... (11/13) **vs. Ind.:** Tied a career-high with 10 tackles (four)... Added one sack and one tackle for loss... (11/20) **at Den.:** Compiled six tackles (five), a team-high two sacks, two tackles for loss, one forced fumble and one blocked field goal... (11/27) **at Sea.:** Finished with four total tackles (three), a team-high 1.5 sacks and one tackle for loss... Registered his 10th career games with 1.5 sacks or more since entering the league in 2019, tied for fourth most in the NFL... (12/4) **vs. LAC:** Recorded two tackles and one forced fumble... (12/8) **at LAR:** Tallied four tackles (two), one sack, two tackles for loss and one pass defended... (12/18) **vs. NE:** Posted four tackles (two)... (12/24) **at Pit.:** Recorded four tackles (two)... (1/1/23) **vs. SF:** Notched two tackles and one tackle for loss... Became the second Raiders defensive lineman since 1999 to reach 20 or more tackles for loss in a single season... (1/7/23) **vs. KC:** Finished with four tackles (three), one sack and two tackles for loss.

2021: Earned his first Pro Bowl selection after starting all 17 games, recording 56 tackles (36 solo), eight sacks and seven passes defended... Earned AFC Defensive Player of the Week honors in Week 1 and 18... (9/13) **vs. Bal.:** Finished with six tackles (four) and two sacks... Became just the third Raiders player since 2000 to record at least two sacks in a season opener, joining Benson Mayowa (2019) and Richard Seymour (2009, 2011)... Marks the fourth multi-sack game of his career... (9/19) **at Pit.:** Started and recorded two tackles (two), including one tackle for loss... (9/26) **vs. Mia.:** Started and finished with one tackle in the overtime win... (10/4) **at LAC:** Recorded on tackle and one pass defended... (10/10) **vs. Chi.:** Started and appeared in an extensive role on defense... (10/17) **at Den.:** Finished with six tackles (two), three sacks, one pass defended and five quarterback hits... His three sacks were tied for the third-highest single-game total in the NFL this season... Became just the eighth player in franchise history with 20-plus sacks in his first three seasons in the NFL... (10/24) **vs. Phi.:** Recorded two tackles in the win... (11/7) **at NYG:** Started and recorded three tackles (three), including one tackle for loss... (11/14) **vs. KC:** Started and recorded five tackles (three)... (11/21) **vs. Cin.:** Started and recorded three tackles (one), including one tackle for loss... (11/25) **at Dal.:** Started and recorded one stop in the win, including one tackle for loss... (12/5) **vs. Was.:** Finished with four tackles (three), including one for loss... Added one pass defended... (12/12) **at KC:** Recorded five tackles, including one for loss and added one pass defended... (12/20) **at Cle.:** Recorded four tackles... (12/26) **vs. Den.:** Recorded his sixth sack of the season, taking down QB Drew Lock for a loss of seven yards... Finished with three tackles, including two for a loss and one sack... (1/2/22) **at Ind.:** Recorded two tackles... (1/9/22) **vs. LAC:** Finished with a career-high seven tackles, three tackles for loss, two sacks and three passes defended... Registered his third multi-sack game of the season and fifth of his career... His three multi-sack games were tied for second-most in the AFC... His three passes defended marked a career high and the most by a defensive lineman in a single game in the NFL that season... **Postseason:** (1/15/22) **at Cin.:** Recorded six tackles and one sack in his first postseason appearance.

2020: Started 16 games and finished with 39 tackles (20 solo), seven sacks, one pass defended and one forced fumble...His seven sacks were a team-high and gave him 17 for his career, the fourth-most for the franchise in a player's first two seasons...Earned AFC Special Teams Player of the Week honors in the season finale...**(9/13) at Car.:** Started at defensive end and recorded two tackles...**(9/21) vs. NO:** Recorded two tackles and one pass defended...**(9/27) at NE:** Totaled two tackles and two sacks...Recorded his first sack of the season, taking down QB Cam Newton for a loss of 1 yard on third-and-8...Collected his second sack of the game by taking down Newton for a loss of five yards in the third quarter...Marked his second multi-sack game of his career...**(10/4) vs. Buf.:** Recorded one sack in the contest...His 13 sacks through his first 20 career contests ranked first in team history...**(10/11) at KC:** Finished with two tackles and one sack in the contest, giving him 14 for his career, the fourth-most in franchise history by a player through his first two seasons...His 14 sacks through his first 21 games rank first in Raiders history...Recorded a sack in three consecutive games for the first time in his career...**(10/25) vs. TB:** Posted four tackles (three), including one for loss...**(11/1) at Cle.:** Recorded two tackles...**(11/8) at LAC:** Finished with six tackles and one sack...Recorded his fifth sack of the season, taking down QB Justin Herbert for a loss of six...Recorded at least one sack in three straight games against AFC West opponents...**(11/15) vs. Den.:** Finished with three tackles (two), including two for loss and one sack...Recorded his team-leading sixth sack of the season, taking down QB Drew Lock for a loss of one yard...**(11/22) vs. KC:** Recorded two tackles, including one for loss...**(11/29) at Atl.:** Recorded two tackles...**(12/6) at NYJ:** Posted one tackle...Also recorded his first career fumble recovery, picking up a fumble from QB Sam Darnold on a strip sack by DE Clelin Ferrell...**(12/13) vs. Ind.:** Posted three tackles (two), including two for loss...**(12/26) vs. Mia.:** Recorded two tackles (one), including one for a loss...**(1/3/21) at Den.:** Tallied four tackles (three), including two for loss and one sack...Recorded his seventh sack of the season...Blocked two FG attempts in the contest, including a game-winning 63-yard FG attempt by Broncos K Brandon McManus...His two total blocks on the season are tied for third-most total blocks in a single-season in franchise history...His two blocked FG attempts in a single contest are tied for a single-game franchise record with Richard Seymour (Week 16 in 2011 vs. KC)...Became the first Raiders' player to block a FG attempt since Dec. 31, 2017 at Los Angeles Chargers (Justin Ellis blocked a 50-yard FG attempt by Nick Rose).

2019: Appeared in all 16 contests and made 10 starts during his stellar rookie campaign...Tallied 46 tackles (35 solo), including 16 tackles for loss, 10 sacks, four forced fumbles and four passes defended...Finished second in the NFL among rookies with 10 sacks...Became only the second player in franchise history to record double-digit sacks as a rookie...Earned AFC Defensive Player of the Week honors in Week 11 after recording a Raiders rookie record four sacks, a mark that is tied for second-most in NFL history among rookie single-game sack leaders...Became only the fifth rookie since 2000 to record double-digit sacks and at least four forced fumbles in their rookie season...Is just the second Raider in franchise history to record at least 10 sacks and 15 tackles for loss in a single season...Just the fifth player drafted in the third round or later to record double-digit sacks as a rookie since sacks became an official stat in 1982...**(9/9) vs. Den.:** Made his NFL debut and recorded five tackles (two) as a rotational player on the defensive line...Also appeared on special teams...**(9/15) vs. KC:** Saw action on both defense and special teams, recording two tackles (one)...**(9/22) at Min.:** Appeared primarily on special teams and recorded one stop...**(9/29) at Ind.:** Recorded his first career forced fumble, which was recovered by S Karl Joseph...Also added two tackles and a career-high two passes defended...**(10/6) vs. Chi.:** Made his first career NFL start at defensive end and recorded his first career sack by taking down QB Chase Daniel for a loss of five yards...**(10/20) at GB:** Recorded his second sack of the season, taking down QB Aaron Rodgers for a loss of eight...Recorded a sack in back-to-back weeks for the first time in his career...**(10/27) at Hou.:** Finished with a then-career-high six tackles, including two for a loss, and one forced fumble...**(11/3) vs. Det.:** Made his second start of the season at defensive end and recorded two tackles (one)...**(11/7) vs. LAC:** Started consecutive contests for the first time in his career and finished with three tackles (one), a half-sack and one pass defended...Combined with DE Clelin Ferrell to take down QB Phillip Rivers for a loss of eight yards on the Chargers' opening possession...**(11/17) vs. Cin.:** Recorded his first career multi-sack game with 4.0 sacks, tied for the second-most sacks in NFL history by a rookie in a single game and the most by a rookie in a single game on the season...Surpassed DE Greg Townsend's franchise rookie record of 3.0 sacks in a single contest...Finished with five tackles (four), a career-high four sacks and one forced fumble...Became the second rookie in franchise history to earn AFC Defensive Player of the Week honors...**(11/24) at NYJ:** Recorded a sack of QB Sam Darnold...Finished with four tackles (three), including two for a loss, and one sack...**(12/1) at KC:** Registered five tackles (four), including two for loss...**(12/8) vs. Ten.:** Recorded two tackles, including one for loss...**(12/15) vs. Jac.:** Recorded a sack by taking down QB Gardner Minshew for a loss of four yards...**(12/22) at LAC:** Recorded two tackles, including one for loss...**(12/29) at Den.:** Finished with five tackles (four), 1.5 sacks, one pass defended and one forced fumble...Combined with DT Johnathan Hankins to take down QB Drew Lock for a loss of nine yards...Recorded a strip-sack of QB Drew Lock...Surpassed LB Aaron Wallace for second-most sacks (10) by a rookie in franchise history...Became the first rookie since DE Joey Bosa (2016) with 10-plus sacks and 15-plus tackles for loss (16) in a single season.

COLLEGE: Two-year starter at Eastern Michigan who spent four years (2015-18) with the Eagles and appeared in 37 contests total with 24 starts...Recorded 162 tackles (73 solo), including 41 for loss, 20 sacks, one INT returned for a TD, four passes defended, eight forced fumbles and four fumble recoveries, including one returned for a TD...Finished his career ranking second in school history in both tackles for loss and sacks...Became just the third defensive player in school history to earn All-MAC First Team honors in consecutive seasons (2017-18)...Just the fourth Eagle in school history to collect multiple first-team All-MAC selections in their career...In 2018, started all 12 games for the Eagles, compiling 70 tackles (31), including 19 for loss, 7.5 sacks, one INT returned for a TD, three passes defended, four forced fumbles and one fumble recovery...In 2017, earned his first All-MAC First Team selection and was named EMU's Team MVP after leading the Eagles with 11 sacks on the campaign, adding 57 total stops, including 16.5 for loss, one pass defended, four forced fumbles, two fumble recoveries with one returned for a TD...In 2016, appeared in all 13 contests and totaled 35 tackles, 1.5 sacks and one fumble recovery...Redshirted as a freshman in 2015 and earned Defensive Scout Team Player of the Year honors...Earned his degree in communications.

PERSONAL: Attended Heritage (Texas) High School...Ranked as a two-star recruit by 247Sports and Scout.com...Named All-Area and All-District his senior year in 2014 after posting 62 tackles, six sacks, five passes defended, two forced fumbles, two fumble recoveries and one blocked punt...Named second-team All-District as a junior in 2013...Also played varsity basketball.

ADDITIONAL STATISTICS: Blocked Kicks: 2 in 2020, 1 in 2022. NFL Totals: 3. Special teams tackles – 1 in 2019, 1 in 2022. NFL Totals: 2.

SINGLE-GAME HIGHS: TACKLES: Total – 10, two times; last: 11/13/22 vs. Ind. Solo – 8, 9/11/22 at LAC. Sacks – 4, 11/17/19 vs. Cin. Forced fumbles – 1, seven times; last: 12/4/22 vs. LAC. Fumbles recovered – 1, 12/6/20 at NYJ. Passes defended – 3, 1/9/22 vs. LAC.

MAXX CROSBY'S CAREER STATISTICS

Year	Team	GP	GS	TACKLES					INTERCEPTIONS					FUMBLES		
				Total	Solo	Asst.	Sacks	Yds.	No.	Yds.	Lg.	TD	PD	FF	FR	Yds.
2019	Oakland	16	10	46	35	11	10.0	69.5	0	0	-	0	4	4	0	0
2020	Las Vegas	16	16	39	20	19	7.0	38.0	0	0	-	0	1	0	1	0
2021	Las Vegas	17	17	56	36	20	8.0	52.5	0	0	-	0	7	0	0	0
2022	Las Vegas	17	17	88	58	30	12.5	102.0	0	0	-	0	4	3	1	0
Totals		66	60	229	149	80	37.5	262.0	0	0	-	0	16	7	2	0
POSTSEASON																
2021	Las Vegas	1	1	6	3	3	1.0	11.0	0	0	-	0	0	0	0	0
Totals		1	1	6	3	3	1.0	11.0	0	0	-	0	0	0	0	0

MAXX CROSBY GAME-BY-GAME

2022, LAS VEGAS (6-11)

Date	Opp.	W/L	GP/GS	TACKLES					INTERCEPTIONS					FUMBLES		
				Total	Solo	Asst.	Sacks	Yds.	No.	Yds.	Lg.	TD	PD	FF	FR	Yds.
9/11	at LAC	L	1/1	10	8	2	0.0	0.0	0	0	-	0	0	0	0	0
9/18	Ari.	L	1/1	4	1	3	1.0	7.0	0	0	-	0	0	0	0	0
9/25	at Ten.	L	1/1	9	5	4	1.0	12.0	0	0	-	0	1	1	0	0
10/2	Den.	W	1/1	4	4	0	2.0	16.0	0	0	-	0	0	0	0	0
10/10	at KC	L	1/1	4	4	0	2.0	20.0	0	0	-	0	0	0	0	0
10/23	Hou.	W	1/1	4	3	1	0.0	0.0	0	0	-	0	1	0	0	0
10/30	at NO	L	1/1	7	5	2	0.0	0.0	0	0	-	0	0	0	0	0
11/6	at Jac.	L	1/1	5	3	2	0.0	0.0	0	0	-	0	0	0	1	0
11/13	Ind.	L	1/1	10	4	6	1.0	14.0	0	0	-	0	0	0	0	0
11/20	at Den.	W	1/1	6	5	1	2.0	10.0	0	0	-	0	0	1	0	0
11/27	at Sea.	W	1/1	4	3	1	1.5	8.5	0	0	-	0	1	0	0	0
12/4	LAC	W	1/1	2	2	0	0.0	0.0	0	0	-	0	0	1	0	0
12/8	at LAR	L	1/1	4	2	2	1.0	4.5	0	0	-	0	1	0	0	0
12/18	NE	W	1/1	4	2	2	0.0	0.0	0	0	-	0	0	0	0	0
12/24	at Pit.	L	1/1	4	2	2	0.0	0.0	0	0	-	0	0	0	0	0
1/1/23	SF	L	1/1	2	2	0	0.0	0.0	0	0	-	0	0	0	0	0
1/7/23	KC	L	1/1	5	3	2	1.0	10.0	0	0	-	0	0	0	0	0
Totals			17/17	88	58	30	12.5	102.0	0	0	-	0	4	3	1	0

2021, LAS VEGAS (10-7)


Date	Opp.	W/L	GP/GS	TACKLES					INTERCEPTIONS					FUMBLES		
				Total	Solo	Asst.	Sacks	Yds.	No.	Yds.	Lg.	TD	PD	FF	FR	Yds.
9/13	Bal.	W	1/1	6	4	2	2.0	12.0	0	0	-	0	0	0	0	0
9/19	at Pit.	W	1/1	2	2	0	0.0	0.0	0	0	-	0	0	0	0	0
9/26	Mia.	W	1/1	1	0	1	0.0	0.0	0	0	-	0	0	0	0	0
10/4	at LAC	L	1/1	1	0	1	0.0	0.0	0	0	-	0	1	0	0	0
10/10	Chi.	L	1/1	0	0	0	0.0	0.0	0	0	-	0	0	0	0	0
10/17	at Den.	W	1/1	6	2	4	3.0	15.5	0	0	-	0	1	0	0	0
10/24	Phi.	W	1/1	2	2	0	0.0	0.0	0	0	-	0	0	0	0	0
11/7	at NYG	L	1/1	3	3	0	0.0	0.0	0	0	-	0	0	0	0	0
11/14	KC	L	1/1	5	3	2	0.0	0.0	0	0	-	0	0	0	0	0
11/21	Cin.	L	1/1	3	1	2	0.0	0.0	0	0	-	0	0	0	0	0
11/25	at Dal.	W	1/1	1	0	1	0.0	0.0	0	0	-	0	0	0	0	0
12/5	Was.	L	1/1	4	3	1	0.0	0.0	0	0	-	0	1	0	0	0
12/12	at KC	L	1/1	5	1	4	0.0	0.0	0	0	-	0	1	0	0	0
12/20	at Cle.	W	1/1	4	4	0	0.0	0.0	0	0	-	0	0	0	0	0
12/26	Den.	W	1/1	3	3	0	1.0	7.0	0	0	-	0	0	0	0	0
1/2/22	at Ind.	W	1/1	3	2	1	0.0	0.0	0	0	-	0	0	0	0	0
1/9/22	LAC	W	1/1	7	6	1	2.0	18.0	0	0	-	0	3	0	0	0
Totals			17/17	56	36	20	8.0	52.5	0	0	-	0	7	0	0	0
POSTSEASON																
1/15/22	at Cin.	L	1/1	6	3	3	1.0	11.0	0	0	-	0	0	0	0	0
Totals			1/1	6	3	3	1.0	11.0	0	0	-	0	0	0	0	0

2020, LAS VEGAS (8-8)

Date	Opp.	W/L	GP/GS	TACKLES					INTERCEPTIONS					FUMBLES			
				Total	Solo	Asst.	Sacks	Yds.	No.	Yds.	Lg.	TD	PD	FF	FR	Yds.	
9/13	at Car.	W	1/1	2	0	2	0.0	0.0	0	0	-	0	0	0	0	0	0
9/21	NO	W	1/1	2	2	0	0.0	0.0	0	0	-	0	1	0	0	0	0
9/27	at NE	L	1/1	2	2	0	2.0	6.0	0	0	-	0	0	0	0	0	0
10/4	Buf.	L	1/1	1	1	0	1.0	14.0	0	0	-	0	0	0	0	0	0
10/11	at KC	W	1/1	2	1	1	1.0	7.0	0	0	-	0	0	0	0	0	0
10/25	TB	L	1/1	4	1	3	0.0	0.0	0	0	-	0	0	0	0	0	0
11/1	at Cle.	W	1/1	2	2	0	0.0	0.0	0	0	-	0	0	0	0	0	0
11/8	at LAC	W	1/1	6	1	5	1.0	6.0	0	0	-	0	0	0	0	0	0
11/15	Den.	W	1/1	3	2	1	1.0	1.0	0	0	-	0	0	0	0	0	0
11/22	KC	L	1/1	2	1	1	0.0	0.0	0	0	-	0	0	0	0	0	0
11/29	at Atl.	L	1/1	3	0	3	0.0	0.0	0	0	-	0	0	0	0	0	0
12/6	at NYJ	W	1/1	1	1	0	0.0	0.0	0	0	-	0	0	0	1	0	0
12/13	Ind.	L	1/1	3	2	1	0.0	0.0	0	0	-	0	0	0	0	0	0
12/17	LAC	L	1/1	0	0	0	0.0	0.0	0	0	-	0	0	0	0	0	0
12/26	Mia.	L	1/1	2	1	1	0.0	0.0	0	0	-	0	0	0	0	0	0
1/3/21	at Den.	W	1/1	4	3	1	1.0	4.0	0	0	-	0	0	0	0	0	0
Totals			16/10	39	20	19	7.0	38.0	0	0	-	0	1	0	1	0	0

2019, OAKLAND (7-9)

Date	Opp.	W/L	GP/GS	TACKLES					INTERCEPTIONS					FUMBLES			
				Total	Solo	Asst.	Sacks	Yds.	No.	Yds.	Lg.	TD	PD	FF	FR	Yds.	
9/9	Den.	W	1/0	5	2	3	0.0	0.0	0	0	-	0	0	0	0	0	0
9/15	KC	L	1/0	2	1	1	0.0	0.0	0	0	-	0	0	0	0	0	0
9/22	at Min.	L	1/0	0	0	0	0.0	0.0	0	0	-	0	0	0	0	0	0
9/29	at Ind.	W	1/0	2	2	0	0.0	0.0	0	0	-	0	2	1	0	0	0
10/6	Chi.	W	1/1	1	1	0	1.0	5.0	0	0	-	0	0	0	0	0	0
10/20	at GB	L	1/0	1	1	0	1.0	8.0	0	0	-	0	0	0	0	0	0
10/27	at Hou.	L	1/0	6	6	0	0.0	0.0	0	0	-	0	0	1	0	0	0
11/3	Det.	W	1/1	2	1	1	0.0	0.0	0	0	-	0	0	0	0	0	0
11/7	LAC	W	1/1	3	1	2	0.5	4.0	0	0	-	0	1	0	0	0	0
11/17	Cin.	W	1/1	5	4	1	4.0	42.0	0	0	-	0	0	1	0	0	0
11/24	at NYJ	L	1/1	4	3	1	1.0	2.0	0	0	-	0	0	0	0	0	0
12/1	at KC	L	1/1	5	4	1	0.0	0.0	0	0	-	0	0	0	0	0	0
12/8	Ten.	L	1/1	2	2	0	0.0	0.0	0	0	-	0	0	0	0	0	0
12/15	Jac.	L	1/1	1	1	0	1.0	4.0	0	0	-	0	0	0	0	0	0
12/22	at LAC	W	1/1	2	2	0	0.0	0.0	0	0	-	0	0	0	0	0	0
12/29	at Den.	L	1/1	5	4	1	1.5	4.5	0	0	-	0	1	1	0	0	0
Totals			16/10	46	35	11	10.0	69.5	0	0	-	0	4	4	0	0	0



DIVINE DEABLO

5

POSITION: Linebacker
HT/WT: 6-3/223
ACQUIRED: D3b-'21
BORN: 8/17/98

NFL SEASON: 3
RAIDERS SEASON: 3
COLLEGE: Virginia Tech
HOMETOWN: Winston-Salem, N.C.

TRANSACTIONS: Selected by Las Vegas Raiders in the third round (80th overall) of the 2021 NFL Draft, May 1, 2021

CAREER: Entering his third season in the NFL after being drafted by the Raiders in the third round (80th overall) of the 2021 NFL Draft... Has appeared in 25 games (13 starts) over his first two seasons, totaling 113 tackles (62 solo), two tackles for loss, two passes defended and six special teams tackles... Despite playing in only eight games (eight starts) of the 2022 season before being placed on the reserve/injured list, posted a career-high 74 tackles (38), one tackle for loss and one pass defended... As a rookie in 2021, played in all 17 games with five starts, finishing with 39 tackles (24 solo) and one pass defended.

2022: Started in the first eight games of the season before being placed on the reserve/injured list with an arm injury... Posted a career-high 74 tackles (38 solo), which ranked sixth in the NFL through Week 8... Added one pass defended... **(9/11) at LAC:** Tallied seven tackles (four) and saw action on special teams... **(9/18) vs. Ari.:** Led the team with a career-high 16 tackles (six), his second-career performance of 10+ tackles... **(9/25) at Ten.:** Finished second on the team with seven total tackles (four solo) and added one pass defended... **(10/2) vs. Den.:** Recorded eight tackles (three), bringing his season total to 38 tackles on the year, the most on the team and tied for eighth-most in the NFL through Week 4... **(10/10) at KC.:** Led the team with 10 tackles (three solo), notching his second game on the year with 10+ tackles... **(10/23) vs. Hou.:** Led the team with 11 total tackles (six) and one tackle for loss, his third performance of 10+ tackles this season, tied for eighth-most in the league... **(10/30) at NO.:** Tallied a team-high 14 tackles (nine)... **(11/6) at Jac.:** Recorded one tackle before injuring his arm, an injury that would sideline him for the remainder of the season.

2021: Played in all 17 games with five starts as a rookie, finishing with 39 tackles (24 solo) and one pass defended... **(9/13) vs. Bal.:** Made his NFL debut, appearing exclusively on special teams... **(9/19) at Pit.:** Appeared exclusively on special teams in the win... **(9/26) vs. Mia.:** Saw action in a reserve role on defense, recording one tackle... Also appeared on special teams... **(10/4) at LAC:** Appeared exclusively on special teams... **(10/10) vs. Chi.:** Saw action exclusively on special teams... **(10/17) at Den.:** Appeared exclusively on special teams... **(10/24) vs. Phi.:** Saw action exclusively on special teams in the win... **(11/7) at NYG:** Appeared exclusively on special teams... **(11/14) vs. KC:** Saw limited action on defense and contributed one tackle on special teams... **(11/25) at Dal.:** Saw extensive action on special teams... **(12/5) vs. Was.:** Finished with a career-high 10 tackles (seven)... Added one stop on special teams... **(12/12) at KC:** Finished second on the team with nine tackles (four)... Added one stop on special teams... **(12/20) at Cle.:** Finished with four tackles (two) in the win... **(12/26) vs. Den.:** Recorded one tackle on defense... **(1/2/22) at Ind.:** Led the team with nine tackles (nine), adding one pass defended... **(1/9/22) vs. LAC:** Recorded five tackles (two) on defense, while adding one stop and one fumble recovery on special teams... **Postseason: (1/15/22) at Cin.:** Finished second on the team with eight tackles (three) in his first postseason appearance.

COLLEGE: Spent five years at Virginia Tech from 2016-20, appearing in 51 games with 39 starts... Finished his collegiate career with 206 tackles (117 solo), 0.5 sacks, six INTs, 17 passes defended, three forced fumbles and two fumble recoveries... In 2020, earned first-team All-ACC after starting nine games and recoding 55 tackles (32), four INTs and one fumble recovery... In 2019, started all 13 games at free safety and finished second on the team with a career-best 84 tackles (42)... Also registered one INT, one forced fumble and one fumble recovery which was returned 98 yards for a TD... In 2018, started all 11 games in which he played and totaled 55 tackles (35), two passes defended and one fumble recovery... In 2017, appeared in four games and totaled eight tackles, one INT and three passes defended... In 2016, played in all 14 games and recorded four tackles and one forced fumble... Majored in consumer studies.

PERSONAL: Attended Mount Tabor High School in Winston-Salem, N.C. ... Rated as a four-star recruit by ESPN and the 172nd player in the 2016 ESPN Top 300... Ranked the No. 9 player in the state of North Carolina and the No. 22 wide receiver in the country by ESPN... Rivals.com listed him No. 70 by position and No. 20 overall in the state... Scout.com ranked him the third-best position player in the state and No. 107 in the country, while 247Sports.com listed him at No. 178 by position and the 50th-best player in the state... Selected to play in the Shrine Bowl of the Carolina's... Three-time Central-Piedmont 4A all-conference selection... Had 10 TDs, averaging over 21 yards per reception, and added one INT as a senior... Averaged 18 yards a catch for more than 700 yards as a junior... Earned All-Northwest Conference honors as a senior.

ADDITIONAL STATISTICS: Special Teams Tackles – 6 in 2021; NFL Totals: 6.

SINGLE-GAME HIGHS: TACKLES: Total – 16, 9/18/22 vs. Ari. Solo – 9, 10/30/22 at NO. Passes Defended – 1, two times; last: 9/25/22 at Ten. Tackles for loss – 1, two times; last: 10/23/22 vs. Hou.

DIVINE DEABLO'S CAREER STATISTICS

Year	Team	GP	GS	TACKLES					INTERCEPTIONS					FUMBLES		
				Total	Solo	Asst.	Sacks	Yds.	No.	Yds.	Lg.	TD	PD	FF	FR	Yds.
2021	Las Vegas	17	5	39	24	15	0.0	0.0	0	0	-	0	1	0	0	0
2022	Las Vegas	8	8	74	38	36	0.0	0.0	0	0	-	0	1	0	0	0
Totals		25	13	113	62	51	0.0	0.0	0	0	-	0	2	0	0	0
POSTSEASON																
2021	Las Vegas	1	1	8	3	5	0.0	0.0	0	0	-	0	0	0	0	0
Totals		1	1	8	3	5	0.0	0.0	0	0	-	0	0	0	0	0


DIVINE DEABLO GAME-BY-GAME

2022, LAS VEGAS (6-11)

Date	Opp.	W/L	GP/GS	TACKLES					INTERCEPTIONS					FUMBLES		
				Total	Solo	Asst.	Sacks	Yds.	No.	Yds.	Lg.	TD	PD	FF	FR	Yds.
9/11	at LAC	L	1/1	7	4	3	0.0	0.0	0	0	-	0	0	0	0	0
9/18	ARI	L	1/1	16	6	10	0.0	0.0	0	0	-	0	0	0	0	0
9/25	at Ten.	L	1/1	7	4	3	0.0	0.0	0	0	-	0	1	0	0	0
10/2	Den.	W	1/1	8	3	5	0.0	0.0	0	0	-	0	0	0	0	0
10/10	at KC	L	1/1	10	6	4	0.0	0.0	0	0	-	0	0	0	0	0
10/23	Hou.	W	1/1	11	6	5	0.0	0.0	0	0	-	0	0	0	0	0
10/30	at NO	L	1/1	14	9	5	0.0	0.0	0	0	-	0	0	0	0	0
11/6	at Jac.	L	1/1	1	0	1	0.0	0.0	0	0	-	0	0	0	0	0
11/13	Ind.	L		(RESERVE/INJURED - FOREARM)												
11/20	at Den.	W		(RESERVE/INJURED - FOREARM)												
11/27	at Sea.	W		(RESERVE/INJURED - FOREARM)												
12/4	LAC	W		(RESERVE/INJURED - FOREARM)												
12/8	at LAR	L		(RESERVE/INJURED - FOREARM)												
12/18	NE	W		(RESERVE/INJURED - FOREARM)												
12/24	at Pit.	L		(RESERVE/INJURED - FOREARM)												
1/1/23	SF	L		(RESERVE/INJURED - FOREARM)												
1/7/23	KC	L		(RESERVE/INJURED - FOREARM)												
Totals			8/8	74	38	36	0.0	0.0	0	0	-	0	1	0	0	0

2021, LAS VEGAS (10-7)

Date	Opp.	W/L	GP/GS	TACKLES					INTERCEPTIONS					FUMBLES		
				Total	Solo	Asst.	Sacks	Yds.	No.	Yds.	Lg.	TD	PD	FF	FR	Yds.
9/13	Bal.	W	1/0	0	0	0	0.0	0.0	0	0	-	0	0	0	0	0
9/19	at Pit.	W	1/0	0	0	0	0.0	0.0	0	0	-	0	0	0	0	0
9/26	Mia.	W	1/0	1	1	0	0.0	0.0	0	0	-	0	0	0	0	0
10/4	at LAC	L	1/0	0	0	0	0.0	0.0	0	0	-	0	0	0	0	0
10/10	Chi.	L	1/0	0	0	0	0.0	0.0	0	0	-	0	0	0	0	0
10/17	at Den.	W	1/0	0	0	0	0.0	0.0	0	0	-	0	0	0	0	0
10/24	Phi.	W	1/0	0	0	0	0.0	0.0	0	0	-	0	0	0	0	0
11/7	at NYG	L	1/0	0	0	0	0.0	0.0	0	0	-	0	0	0	0	0
11/14	KC	L	1/0	0	0	0	0.0	0.0	0	0	-	0	0	0	0	0
11/21	Cin.	L	1/0	0	0	0	0.0	0.0	0	0	-	0	0	0	0	0
11/25	at Dal.	W	1/0	0	0	0	0.0	0.0	0	0	-	0	0	0	0	0
12/5	Was.	L	1/0	10	7	3	0.0	0.0	0	0	-	0	0	0	0	0
12/12	at KC	L	1/1	9	4	5	0.0	0.0	0	0	-	0	0	0	0	0
12/20	at Cle.	W	1/1	4	2	2	0.0	0.0	0	0	-	0	0	0	0	0
12/26	Den.	W	1/1	1	0	1	0.0	0.0	0	0	-	0	0	0	0	0
1/2/22	at Ind.	W	1/1	9	8	1	0.0	0.0	0	0	-	0	1	0	0	0
1/9/22	LAC	W	1/1	5	2	3	0.0	0.0	0	0	-	0	0	0	0	0
Totals			17/5	39	24	15	0.0	0.0	0	0	-	0	1	0	0	0
POSTSEASON																
1/15/22	at Cin.	L	1/1	8	3	5	0.0	0.0	0	0	-	0	0	0	0	0
Totals			1/1	8	3	5	0.0	0.0	0	0	-	0	0	0	0	0



PHILLIP DORSETT II

11

POSITION: Wide Receiver **NFL SEASON:** 8
HT/WT: 5-10/192 **RAIDERS SEASON:** 1
ACQUIRED: UFA-'23 (Hou.) **COLLEGE:** Miami (Fla.)
BORN: 1/5/93 **HOMETOWN:** Fort Lauderdale, Fla.

TRANSACTIONS: Selected by Indianapolis Colts in the first round (29th overall) of the 2015 NFL Draft, May 27, 2015...Acquired via trade by New England Patriots, Sept. 2, 2017...Signed by Seattle Seahawks as an unrestricted free agent, March 24, 2020...Signed by Jacksonville Jaguars as an unrestricted free agent, March 22, 2021...Released by Jaguars, Aug. 31, 2021...Signed by Jaguars to practice squad, Sept. 1, 2021...Released by Jaguars, Sept. 27, 2021...Signed by Seattle Seahawks to practice squad, Sept. 30, 2021...Released by Seahawks, Nov. 30, 2021...Signed by Houston Texans to practice squad, Dec. 4, 2021...Signed by Texans to active roster, Dec. 11, 2021...Signed by Las Vegas Raiders as an unrestricted free agent, March 16, 2023.

CAREER: Veteran wide receiver enters his eighth season in the NFL and first with the Raiders...Has spent time with the Houston Texans, Seattle Seahawks, Jacksonville Jaguars and New England Patriots after originally being selected by the Indianapolis Colts in the first round (29th overall) in 2015...Last season with the Texans, appeared in 15 games with four starts and recorded 20 receptions for 257 yards and one TD...Spent time with the Seahawks, Jaguars and Texans in 2021, playing in six total contests and recording seven catches for 110 yards...In 2019, played in 14 games with four starts for the Patriots...Caught 29 passes for 397 yards and registered a career-high five TDs to go along with three rushes for 21 yards...In 2018, appeared in 16 games with two starts and totaled 32 receptions for 290 and three TDs in addition to four carries for 29 yards...In 2017, played in 15 games and posted 12 receptions for 194 yards...Appeared in 15 games with seven starts in 2016 and recorded 33 receptions for 528 yards and two TDs...Played in 11 games as a rookie and totaled 18 receptions for 225 yards and one TD...Career totals include 92 games played with 19 starts, totaling 151 receptions for 2,001 yards and 12 TDs...Has also rushed 14 times for 84 yards.

AT A GLANCE

- Originally a first-round selection (29th overall) by the Colts in 2015, has played in 92 career games with 19 starts and totaled 151 receptions for 2,001 yards and 12 TDs over seven NFL seasons.
- In 2019, caught 29 passes for 397 yards and a career-high five TDs. His five receiving TDs were tied for 19th-best in the AFC that season.
- Was part of New England's Super Bowl LII winning team in 2018, recording 12 receptions for 194 yards.

2022 (WITH HOU.): Played in 15 games with four starts and recorded 20 receptions for 257 yards and one TD...**(9/25) at Chi.:** Recorded one catch for 15 yards...**(10/23) vs. LV:** Caught two passes for 45 yards (22.5 avg.) and one TD...**(10/30) vs. Ten.:** Posted one reception for six yards...**(11/3) vs. Phi.:** Hauled in three passes for 69 yards (23.0 avg.)...**(11/13) at NYG:** Recorded two catches for 22 yards...**(11/27) at Mia.:** Caught one pass for five yards...**(12/4) vs. Cle.:** Hauled in two passes for 18 yards...**(12/11) at Dal.:** Totaled 18 yards on two receptions...**(12/24) at Ten.:** Posted three receptions for 45 yards (15.0 avg.)...**(11/23) vs. Jac.:** Caught three passes for 14 yards.

2021 (WITH JAC, SEA, AND HOU.): Played in six total contests between the Jaguars, Seahawks, and Texans...Recorded seven catches for 110 yards (15.7 avg.)...**(10/17) at Pit.:** Caught his first pass of the season for three yards, marking his first reception as a Seahawk...**(12/12) vs. Sea.:** Made his Texans debut and recorded one reception for nine yards...Added one rushing attempt...**(12/19) vs. Jac.:** Finished with 43 receiving yards on two receptions (21.5 avg.)...**(12/26) vs. LAC:** Recorded a season-high 55 receiving yards on three catches (18.3 avg.).

2020 (WITH SEA.): Missed the entire season on the Reserve/Injured List with a foot injury.

2019 (WITH NE): Played in 14 games with four starts and recorded 29 receptions for 37 yards with a career-high five TDs...Added three rushes for 21 yards...**(9/8) vs. Pit.:** Registered a career-high 95 yards on four receptions (23.8 avg.)...Also recorded a career-high two TDs...**(9/15) at Mia.:** Posted three receptions for 39 yards...**(9/22) vs. NYJ:** Recorded a season-high six receptions for 53 yards with one TD...Added two rushes for 12 yards...**(9/29) at Buf.:** Caught two passes for 10 yards and rushed one time for nine yards...**(10/21) at NYJ:** Recorded three receptions for 46 yards (15.3 avg.) and one TD...**(10/27) vs. Cle.:** Hauled in three passes for 43 yards...**(11/3) at Bal.:** Posted two catches for 13 yards...**(11/17) at Phi.:** Caught three passes for 33 yards with one TD...**(12/1) at Hou.:** Recorded two receptions for 15 yards...**(12/29) vs. Mia.:** Posted one reception for 50 yards...**Postseason: (1/4/20) vs. Ten.:** Caught one pass for six yards in AFC Wild Card.

2018 (WITH NE): Appeared in 16 games with two starts and compiled 32 receptions for 290 yards and three TDs...Added four rushing attempts for 29 yards...**(9/9) vs. Hou.:** Recorded a season-high seven receptions for 66 yards with one TD...**(9/16) at Jac.:** Posted five receptions for 44 yards...**(9/30) vs. Mia.:** Caught four passes for 55 yards with one TD...**(11/4) vs. GB:** Totaled 30 yards on three receptions...**(11/11) at Ten.:** Posted two catches for 18 yards...**(11/25) at NYJ:** Hauled in two passes for 10 yards...**(12/30) vs. NYJ:** Finished with 34 yards on five receptions and registered his third TD catch of the season...**(1/13) vs. LAC:** Recorded four receptions for 41 yards and one TD...**Postseason: (1/13/19) vs. LAC:** Posted four receptions for 41 yards, including a 15-yard TD catch in the AFC Divisional...**(1/20/19) at KC:** Caught a 29-yard TD pass in the AFC Championship.

2017 (WITH NE): Played in 15 games with two starts and totaled 12 receptions for 194 yards...Added two rushes for seven yards...**(9/17) at NO.:** Caught three passes for a season-high 68 yards...Added one rush for seven yards...**(11/12) at SD:** Posted two receptions for 16 yards...**(11/26) vs. Mia.:** Caught one pass for 39 yards...**Postseason: (1/21/18) vs. Jac.:** Recorded one catch for 31 yards in postseason debut...**(2/4/18) vs. Phi.:** Posted one reception for 19 yards in Super Bowl LII.

2016 (WITH IND.): Appeared in 15 games with seven starts and recorded 33 receptions for 528 yards and two TDs in addition to two carries for 10 yards...**(9/11) vs. Det.:** Led the team with 94 yards on four receptions...**(9/25) at SD:** Made his first career start and posted three receptions for 27 yards...**(10/2) at Jac.:** Registered a career-long 64-yard TD reception...**(10/30) vs. KC:** Led the team with five receptions totaling 33 yards...**(12/18) at Min.:** Recorded a 50-yard TD catch...**(1/1/17) vs. Jac.:** Posted four receptions for 56 yards.

2015 (WITH IND.): Played in 11 games and totaled 18 receptions for 225 yards and one TD...Added three rushes for 17 yards... Returned two punts and added one kickoff return for 12 yards...Was inactive for five games due to injury...**(9/13) at Buf:** Logged a season-high 45 receiving yards on two catches (22.5 avg.) in his first career game...**(9/27) at Ten.:** Recorded 43 yards on two receptions (21.5 avg.) and notched his first career TD...**(10/4) VS. Jac.:** Caught two passes for seven yards...Logged first career rush for four yards...Also returned one kickoff for 12 yards...**(12/27) at Miami:** Recorded two receptions for 29 yards...**(1/1/16) VS Ten.:** Registered a season-high four receptions for 28 yards.

COLLEGE: Played in 45 games with 30 starts at the University of Miami and totaled 121 receptions for 2,132 yards and 17 TDs... His 23.3 yards per catch average in his final two collegiate seasons was the best in the FBS... Started all 13 games in 2014, earning Second Team All-ACC honors after posting 36 catches for 871 yards (24.2 avg.) and 10 TDs... His 24.2 yards per catch average ranked second in the nation and his 10 TDs led the conference...As a junior, played in eight games with six starts and finished with 13 catches for 272 yards and two TDs. Also had two kick returns for 28 yards and nine punt returns for 57 yards...In 2012, played in 12 games with 10 starts... Earned Third Team All-ACC honors from Phil Steele after leading the team with 842 receiving yards and four TDs...Also recorded 15 punt returns for 85 yards and 11 kick returns for 251 yards...Played in 12 games as a true freshman and recorded 14 catches for 147 yards.

PERSONAL: Attended St. Thomas Aquinas High School in Fort Lauderdale, Fla., where he was a two-sport star in football and track... As a senior, recorded 35 receptions for 806 yards and 12 TDs in an undefeated season, winning the Florida 5A state football championship as well as finishing first in the Powerade Fab 50 ESPN Rise national poll...Returned four kickoffs for touchdowns...Placed second in the 100 meters and third in the 200 meters at the 2011 FHSRA District Meet...Listed as a three-star prospect by Rivals.com and ESPNU...As a junior, recorded 30 receptions for 594 yards and nine TDs.

SINGLE-GAME HIGHS: RECEIVING: Receptions – 7, 9/9/18 vs. Hou. Yards – 95, 9/8/19 vs. Pit. Long – 64t, 10/2/16 at Jac. Touchdowns –2, 9/8/19 vs. Pit. RUSHING : Attempts – 2, three times; last: 9/22/19 vs. NYJ. Yards – 16, 12/30/18 vs. NYJ. Long – 17, 12/23/18 vs Buf.

PHILLIP DORSETT II'S CAREER STATISTICS

Year	Team	RECEIVING					RUSHING					Total Offense		
		GP	GS	Rec.	Yds.	Avg.	Lg.	TD	Att.	Yds.	Avg.		Lg.	TD
2015	Indianapolis	11	0	18	225	12.5	35t	1	3	17	5.7	11	0	242
2016	Indianapolis	15	7	33	528	16.0	64t	2	2	10	5.0	7	0	538
2017	New England	15	2	12	194	16.2	39	0	1	7	7.0	7	0	201
2018	New England	16	2	32	290	9.1	20	3	4	29	7.3	17	0	319
2019	New England	14	4	29	397	13.7	58t	5	3	21	7.0	9	0	418
2021	Sea./Jac./Hou.	6	0	7	110	15.7	36	0	1	0	0.0	0	0	110
2022	Houston	15	4	20	257	12.9	34	1	0	0	-	-	0	257
Totals		92	19	151	2,001	13.3	64t	12	14	84	6.0	17	0	2,085
POSTSEASON														
2017	New England	2	0	2	50	25.0	31	0	0	0	-	-	0	50
2018	New England	3	0	5	70	14.0	29t	2	0	0	-	-	0	70
2019	New England	1	1	1	6	6.0	6	0	0	0	-	-	0	6
Totals		6	1	8	126	15.8	31	2	0	0	-	-	0	126

PHILLIP DORSETT II GAME-BY-GAME

2022, HOUSTON (3-13-1)

Date	Opp.	W/L	GP/GS	RECEIVING					RUSHING					TOTAL OFFENSE
				Rec.	Yds.	Avg.	Lg.	TD	Att.	Yds.	Avg.	Lg.	TD	
9/11	Ind.	T	1/0	0	0	-	-	0	0	0	-	-	0	0
9/18	at Den.	L		(INACTIVE)										
9/25	at Chi.	L	1/0	1	15	15.0	15	0	0	0	-	-	0	15
10/2	LAC	L	1/0	0	0	-	-	0	0	0	-	-	0	0
10/9	at Jac.	W	1/0	0	0	-	-	0	0	0	-	-	0	0
10/23	at LV	L	1/0	2	45	22.5	25t	1	0	0	-	-	0	45
10/30	Ten.	L	1/1	1	6	6.0	6	0	0	0	-	-	0	6
11/3	Phi.	L	1/1	3	69	23.0	34	0	0	0	-	-	0	69
11/13	at NYG	L	1/0	2	22	11.0	18	0	0	0	-	-	0	22
11/20	Was.	L	1/0	0	0	-	-	0	0	0	-	-	0	0
11/27	at Mia.	L	1/0	1	5	5.0	5	0	0	0	-	-	0	5
12/4	Cle.	L	1/1	2	18	9.0	11	0	0	0	-	-	0	18
12/11	at Dal.	L	1/1	2	18	9.0	9	0	0	0	-	-	0	18
12/18	KC	L	1/0	0	0	-	-	0	0	0	-	-	0	0
12/24	at Ten.	W	1/0	3	45	15.0	20	0	0	0	-	-	0	45
1/1/23	Jac.	L	1/0	3	14	4.7	7	0	0	0	-	-	0	14
1/8/23	at Ind.	W		(INACTIVE - HAMSTRING)										
Totals			15/4	20	257	12.9	34	1	0	0	-	-	0	257

DORSETT II

2021, SEA./JAC./HOU.

Date	Opp.	W/L	GP/GS	Att.	RUSHING					RECEIVING					Total Offense	
					Yds.	Avg.	Lg.	TD	Rec.	Yds.	Avg.	Lg.	TD			
9/12	at Hou.	L														
9/19	Den.	L														
9/26	Ari.	L	1/0	0	0	-	-	0	0	0	-	-	0	0	0	0
10/3*	at SF	W														
10/7*	LAR	L	1/0	0	0	-	-	0	0	0	-	-	0	0	0	0
10/17*	at Pit.	L	1/0	1	3	3.0	3	0	0	0	-	-	0	0	3	3
10/25*	NO	L														
10/31*	Jac.	W														
11/14*	at GB	L														
11/21*	Ari.	L														
11/29*	at Was.	L														
12/5^	Ind.	L														
12/12^	Sea.	L	1/0	1	9	9.0	9	0	1	0	0.0	0	0	0	9	9
12/19^	at Jac.	W	1/0	2	43	21.5	33	0	0	0	-	-	0	0	43	43
12/26^	LAC	W	1/0	3	55	18.3	36	0	0	0	-	-	0	0	55	55
1/2/22^	at SF	L														
1/9/22^	Ten.	L														
Totals			6/0	7	110	15.7	30t	0	1	0	0.0	0	0	0	110	110

*w/Sea.

^w/Hou.

2019, NEW ENGLAND (12-4)

Date	Opp.	W/L	GP/GS	Att.	RUSHING					RECEIVING					Total Offense	
					Yds.	Avg.	Lg.	TD	Rec.	Yds.	Avg.	Lg.	TD			
9/8	Pit.	W	1/0	4	95	23.8	58t	2	0	0	-	-	0	0	95	95
9/15	at Mia.	W	1/0	3	39	13.0	18	0	0	0	-	-	0	0	39	39
9/22	NYJ	W	1/0	6	53	8.8	25t	1	2	12	6.0	7	0	0	65	65
9/29	at Buf.	W	1/0	2	10	5.0	5	0	1	9	9.0	9	0	0	19	19
10/6	at Was.	W	1/0	0	0	-	-	0	0	0	-	-	0	0	0	0
10/10	NYG	W														
10/21	at NYJ	W	1/1	3	46	15.3	26t	1	0	0	-	-	0	0	46	46
10/27	Cle.	W	1/1	3	43	14.3	33	0	0	0	-	-	0	0	43	43
11/3	at Bal.	L	1/1	2	13	6.5	7	0	0	0	-	-	0	0	13	13
11/17	at Phi.	W	1/1	3	33	11.0	15t	1	0	0	-	-	0	0	33	33
11/24	Dal.	W														
12/1	at Hou.	L	1/0	2	15	7.5	9	0	0	0	-	-	0	0	15	15
12/8	KC	L	1/0	0	0	-	-	0	0	0	-	-	0	0	0	0
12/15	at Cin.	W	1/0	0	0	-	-	0	0	0	-	-	0	0	0	0
12/21	Buf.	W	1/0	0	0	-	-	0	0	0	-	-	0	0	0	0
12/29	Mia.	L	1/0	1	50	50.0	50	0	0	0	-	-	0	0	50	50
Totals			14/4	29	397	13.7	58t	5	3	21	7.0	9	0	0	418	418
POSTSEASON																
1/4/20	Ten.	L	1/1	1	6	6.0	6	0	0	0	-	-	0	0	6	6
Totals			1/1	1	6	6.0	6	0	0	0	-	-	0	0	6	6

2018, NEW ENGLAND (11-5)

Date	Opp.	W/L	GP/GS	RUSHING					RECEIVING					Total Offense
				Att.	Yds.	Avg.	Lg.	TD	Rec.	Yds.	Avg.	Lg.	TD	
9/9	Hou.	W	1/0	7	66	9.4	14	1	0	0	-	-	0	66
9/16	at Jac.	L	1/1	5	44	8.8	19	0	0	0	-	-	0	44
9/23	at Det.	L	1/1	0	0	-	-	0	0	0	-	-	0	0
9/30	Mia.	W	1/0	4	55	13.8	20	1	0	0	-	-	0	55
10/4	Ind.	W	1/0	3	25	8.3	16	0	0	0	-	-	0	25
10/14	KC	W	1/0	0	0	-	-	0	0	0	-	-	0	0
10/21	at Chi.	W	1/0	1	8	8.0	8	0	0	0	-	-	0	8
10/29	at Buf.	W	1/0	0	0	-	-	0	0	0	-	-	0	0
11/4	GB	W	1/0	3	30	10.0	17	0	0	0	-	-	0	30
11/11	at Ten.	L	1/0	2	18	9.0	11	0	0	0	-	-	0	18
11/25	at NYJ	W	1/0	2	10	5.0	7	0	0	0	-	-	0	10
12/2	Min.	W	1/0	0	0	-	-	0	0	0	-	-	0	0
12/9	at Mia.	L	1/0	0	0	-	-	0	0	0	-	-	0	0
12/16	at Pit.	L	1/0	0	0	-	-	0	0	0	-	-	0	0
12/23	Buf.	W	1/0	0	0	-	-	0	2	13	6.5	17	0	13
12/30	NYJ	W	1/0	5	34	6.8	9t	1	2	16	8.0	11	0	50
Totals			16/2	32	290	9.1	20	3	4	29	7.3	17	0	319
POSTSEASON														
1/13/19	LACW		1/0	4	41	10.3	15t	1	0	0	-	-	0	41
1/20/19	at KC	W	1/0	1	29	29.0	29t	1	0	0	-	-	0	29
2/3/19	at LAR	L	1/0	0	0	-	-	0	0	0	-	-	0	0
Totals			3/0	5	70	14.0	29t	2	0	0	-	-	0	70

2017, NEW ENGLAND (13-3)

Date	Opp.	W/L	GP/GS	RUSHING					RECEIVING					Total Offense
				Att.	Yds.	Avg.	Lg.	TD	Rec.	Yds.	Avg.	Lg.	TD	
9/7	KC	L	1/0	0	0	-	-	0	0	0	-	-	0	0
9/17	at NO	W	1/0	3	68	22.7	38	0	1	7	7.0	7	0	75
9/24	Hou.	W		0	0	-	-	0	0	0	-	-	0	0
10/1	Car.	L	1/0	1	17	17.0	17	0	0	0	-	-	0	17
10/5	at TB	W	1/0	0	0	-	-	0	0	0	-	-	0	0
10/15	at NYJ	W	1/0	0	0	-	-	0	0	0	-	-	0	0
10/22	Atl.	W	1/1	0	0	-	-	0	0	0	-	-	0	0
10/29	LAC	W	1/0	0	0	-	-	0	0	0	-	-	0	0
11/12	at Den.	W	1/1	2	16	8.0	11	0	0	0	-	-	0	16
11/19	at Oak.	W	1/0	0	0	-	-	0	0	0	-	-	0	0
11/26	Mia.	W	1/0	1	39	39.0	39	0	0	0	-	-	0	39
12/3	at Buf.	W	1/0	0	0	-	-	0	0	0	-	-	0	0
12/11	at Mia.	L		(DID NOT PLAY)										
12/17	at Pit.	W	1/0	1	4	4.0	4	0	0	0	-	-	0	4
12/24	Buf.	W	1/0	1	24	24.0	24	0	0	0	-	-	0	24
12/31	NYJ	W	1/0	3	26	8.7	11	0	0	0	-	-	0	26
Totals			15/2	12	194	16.2	39	0	1	7	7.0	7	0	201
POSTSEASON														
1/13/18	Ten.	W		(INACTIVE)										
1/21/18	Jac.	W	1/0	1	31	31.0	31	0	0	0	-	-	0	31
2/4/18	Phi.	L	1/0	1	19	19.0	19	0	0	0	-	-	0	19
Totals			2/0	2	50	25.0	31	0	0	0	-	-	0	50

2016, INDIANAPOLIS (8-8)

Date	Opp.	W/L	GP/GS	RUSHING					RECEIVING					Total Offense
				Att.	Yds.	Avg.	Lg.	TD	Rec.	Yds.	Avg.	Lg.	TD	
9/11	Det.	L	1/0	4	94	23.5	51	0	0	0	-	-	0	94
9/18	at Den.	L	1/0	1	30	30.0	30	0	0	0	-	-	0	30
9/25	SD	W	1/1	3	27	9.0	18	0	0	0	-	-	0	27
10/2	at Jac.	L	1/1	1	64	64.0	64t	1	1	3	3.0	3	0	67
10/9	Chi.	W	1/1	2	26	13.0	21	0	0	0	-	-	0	26
10/16	at Hou.	L	1/1	2	12	6.0	6	0	0	0	-	-	0	12
10/23	at Ten.	W		(INACTIVE - FOOT/HAMSTRING)										
10/30	KC	L	1/0	5	33	6.6	13	0	0	0	-	-	0	33
11/6	at GB	W	1/0	2	28	14.0	15	0	0	0	-	-	0	28
11/20	Ten.	W	1/0	1	50	50.0	50	0	0	0	-	-	0	50
11/24	Pit.	L	1/1	3	31	10.3	16	0	0	0	-	-	0	31
12/5	at NYJ	W	1/0	0	0	-	-	0	1	7	7.0	7	0	7
12/11	Hou.	L	1/0	3	19	6.3	8	0	0	0	-	-	0	19
12/18	at Min.	W	1/1	1	50	50.0	50t	1	0	0	-	-	0	50
12/24	at Oak.	L	1/0	1	8	8.0	8	0	0	0	-	-	0	8
1/1/17	Jac.	W	1/1	4	56	14.0	21	0	0	0	-	-	0	56
Totals			15/7	33	528	16.0	64t	2	2	10	5.0	7	0	538

2015, INDIANAPOLIS (8-8)

Date	Opp.	W/L	GP/GS	RUSHING					RECEIVING					Total Offense
				Att.	Yds.	Avg.	Lg.	TD	Rec.	Yds.	Avg.	Lg.	TD	
9/13	at Buf.	L	1/0	2	45	22.5	29	0	0	0	-	-	0	45
9/21	NYJ	L	1/0	1	25	25.0	25	0	0	0	-	-	0	25
9/27	at Ten.	W	1/0	2	43	21.5	35t	1	0	0	-	-	0	43
10/4	Jac.	W	1/0	2	7	3.5	6	0	1	4	4.0	4	0	11
10/8	at Hou.	W	1/0	1	9	9.0	9	0	0	0	-	-	0	9
10/18	NE	L	1/0	2	30	15.0	17	0	0	0	-	-	0	30
10/25	NO	L	1/0	1	8	8.0	8	0	0	0	-	-	0	8
11/2	at Car.	L		(INACTIVE - ANKLE)										
11/8	Den.	W		(INACTIVE - ANKLE)										
11/22	at Atl.	W		(INACTIVE - ANKLE)										
11/29	TB	W		(INACTIVE - ANKLE)										
12/6	at Pit.	L		(INACTIVE - ANKLE)										
12/13	at Jac.	L	1/0	0	0	-	-	0	0	0	-	-	0	0
12/20	Hou.	L	1/0	1	1	1.0	1	0	0	0	-	-	0	1
12/27	at Mia.	W	1/0	2	29	14.5	22	0	1	2	2.0	2	0	31
1/3/16	Ten.	W	1/0	4	28	7.0	11	0	1	11	11.0	11	0	39
Totals			11/0	18	225	12.5	35t	1	3	17	5.7	11	0	242



JERMAINE ELUEMUNOR

72

POSITION: Guard/Tackle
HT/WT: 6-4/330
ACQUIRED: FA-'21
BORN: 12/13/94

NFL SEASON: 7
RAIDERS SEASON: 3
COLLEGE: Texas A&M
HOMETOWN: London, England

TRANSACTIONS: Selected by Baltimore Ravens in the fifth round (159th overall) of the 2017 NFL Draft, April 28, 2017...Waived by Ravens, Sept. 22, 2018...Signed by Ravens to practice squad, Sept. 25, 2018...Signed to Ravens' active roster, Oct. 23, 2018...Acquired via trade by New England Patriots, Aug. 29, 2019...Signed by Miami Dolphins as an unrestricted free agent, June 14, 2021...Released by Dolphins, Aug. 24, 2021...Signed by Jacksonville Jaguars as a free agent, Aug. 28, 2021...Released by Jaguars, Aug. 31, 2021...Signed by Las Vegas Raiders as a free agent, Sept. 2, 2021...Re-signed by Raiders as a free agent, March 25, 2022.

CAREER: Versatile offensive lineman has played in 70 career games with 31 starts over six seasons with Baltimore (2017-18), New England (2019-20) and Las Vegas (2021-22)...Also spent time with Miami and Jacksonville...In his second season with the Raiders in 2022, established single-season career highs starting in all 17 games primarily at right tackle...Joined Raiders prior to the regular season in 2021 and was thrust into action during the season opener due to injury and played in 14 total games (three starts)...Started eight games at tackle for New England in 2020...Named to the 2017 PFWA All-Rookie Team after being drafted by Baltimore in the fifth round (159th overall) of the NFL Draft...Native of London, England, played collegiately at Texas A&M.

2022: Started in all 17 games in his second season with the Raiders, establishing career highs in starts and games played...Started at right tackle in 15 games, left tackle in one game and right guard in one game...Allowed only 3.0 sacks on the season, the second fewest among Raiders offensive line starters...Part of an offensive line that paved the way for 2,059 rushing yards by the Raiders in 2022, the most in a single season by the Raiders since 2011...Part of an offensive line that allowed just 35 sacks, tied for the ninth fewest in the NFL and five fewer than the year prior...**(9/11) at LAC:** Made his first start of the season at right tackle...**(9/25) at Ten.:** Made his first start at right guard...**(11/20) at Den.:** Started at left tackle in place of an injured T Kolton Miller...**(12/4) vs. LAC:** Started at right tackle, committed zero penalties and was part of an offensive line that allowed zero sacks...**(12/8) at LAR:** Started at right tackle, committed zero penalties and was part of an offensive line that allowed zero sacks for the second-straight game...**(11/27) at Sea.:** Helped pave the way for a season-high 576 total yards of offense, including 283 rushing yards...The offense's 576 yards were the most in a single game in the NFL in 2022...**(1/1/23) vs. SF:** Part of an offense that posted 500 total yards of offense, the Raiders second game of 500+ yards in 2022, one of only three teams in the NFL with multiple games of 500+ yards in 2022.

2021: Spent time with Miami and Jacksonville before being signed by the Raiders prior to the start of the regular season...Saw action in 14 games with three stats at right guard...**(9/13) vs. Bal.:** Saw time at right guard, entering the game after G Denzelle Good left due to injury...Blocked as QB Derek Carr passed for 435 yards, which marked the third-highest total of his career...**(9/19) at Pit.:** Started at right guard...Blocked Carr, who totaled 382 passing yards and two TDs in the win...**(9/28) vs. Mia.:** Started at right guard, helping Raiders record 497 yards of total offense...Aided ground game in producing 140 rushing yards...**(10/4) at LAC:** Made third-straight start at right guard.

2020 (WITH NE): Played in 12 games with a career-high eight starts in second season with New England...Made five starts at right tackle and three starts at left tackle...Placed on the Reserve/Injured list for three games...**(9/27) vs. LV:** Started at right tackle...helped team rush for 250 yards and two TDs...**(12/6) at LAC:** Started at left tackle...Team rushed for 165 yards and two TDs...**(1/3/21) vs. NYJ:** Started at right tackle and blocked for 166 yards on the ground, 238 passing yards and four TDs.

2019 (WITH NE): Played in 10 games after joining New England via trade prior to the regular season...Inactive for five games...**(10/21) at NYJ:** Appeared on special teams and as an extra lineman on offense.

2018 (WITH BAL.: Played in nine games with one start...Inactive for two games and spent four games on the team's practice squad...**(10/28) at Car.:** Appeared on special teams and as a reserve offensive lineman...**(11/4) vs. Pit.:** Started at left tackle...**(11/18) vs. Cin.:** Saw action on special teams and as a reserve offensive lineman...**Postseason:** **(1/6/19) vs. LAC:** Appeared on special teams and as a reserve offensive lineman in AFC Wild Card Game.

2017 (WITH BAL.): Played in eight games with two starts as a rookie...Named to the 2017 PFWA All-Rookie Team...Inactive for eight games...**(9/24) at Jac.:** Played on offense, seeing action on 15 snaps at right guard in NFL debut...**(10/15) vs. Chi.:** Made first NFL start, starting at right guard...Helped team rush for 125 yards...**(10/22) at Min.:** Started at right guard.

COLLEGE: Played two years at Texas A&M after transferring from Lackawanna College in Scranton, Pa...Played in 25 games at Texas A&M with 13 starts...Made eight starts at right tackle, four at right guard and one at left guard...As a senior, started 12 games with eight starts at right tackle and four at right guard...Anchored an offensive line that helped the Aggies rank No. 3 in the Southeastern Conference and No. 24 in the nation in total offense (467.0 avg.)...As a junior, played in all 13 games with one start at left guard...Redshirted one year after transferring...As a sophomore at Lackawanna College, played in 10 games and was named second-team All-Northeast Conference...Helped team average 379 yards of total offense per game...Ranked as a four-star prospect by Scout.com...As a freshman, played in 10 games.


PERSONAL: Attended Morris Knolls High School in Denville, N.J...Native of London, England, where he played soccer and rugby...Played football for the first time in high school...Also lettered in wrestling, compiling a 30-7 record and reaching the New Jersey state finals as a senior...Last name is pronounced eh-LOO-muh-nor.

AT A GLANCE

- Has played in 70 career games with 31 starts. In 2022, his second season with the Raiders, established single-season career highs starting in all 17 games, primarily at right tackle.
- In 2021, his first season with the Raiders, played in 14 games with three starts after joining the team just prior to the regular season.
- In 2020 with New England, played in 12 games with a career-high eight starts.
- Named to the 2017 PFWA All-Rookie Team after playing in eight games with two starts for Baltimore.

JERMAINE ELUEMUNOR'S GAMES PLAYED/STARTED

Year	Team	GP	GS
2017	Baltimore	8	2
2018	New England	9	1
2019	Bal./NE	10	0
2020	New England	12	8
2021	Las Vegas	14	3
2022	Las Vegas	17	17
Totals		70	31
POSTSEASON			
2018	Baltimore	1	0
2019	New England	0	0
2021	Las Vegas	1	0
Totals		2	0



MARCUS EPPS

POSITION: Safety
HT/WT: 6-0/191
ACQUIRED: UFA-'23 (Phi.)
BORN: 1/27/96

NFL SEASON: 5
RAIDERS SEASON: 1
COLLEGE: Wyoming
HOMETOWN: Los Angeles, Calif.

TRANSACTIONS: Selected by Minnesota Vikings in the sixth round (191st overall) of the 2019 NFL Draft, April 27, 2019...Waired by Vikings, Nov. 6, 2019...Acquired via waivers by Philadelphia Eagles, Nov. 7, 2019...Signed by Las Vegas Raiders as an unrestricted free agent, March 16, 2023.

CAREER: Veteran safety joins the Silver and Black after spending the past three seasons with the Philadelphia Eagles...Started all 17 games in 2022 and registered season highs with 92 tackles and six passes defended...In 2021, played in 16 games with three starts and totaled 56 tackles (36), one INT and five passes defended...In 2020, appeared in 14 games with five starts and recorded 38 tackles (30), four passes defended and a career-high two INTs...As a rookie, played in 15 games between the Vikings and Eagles and combined for six tackles (five)...Career totals include 62 games played with 25 starts, totaling 192 tackles (139), four tackles for loss, three INTs, 15 passes defended and one forced fumble...Has added 17 career tackles on special teams...In five postseason contests, has made three starts and totaled 19 tackles (12).

AT A GLANCE

- Finished the 2022 season with a career-high 92 tackles, the third most on the Eagles defense and tied for 22nd among all NFL defensive backs.
- Recorded 186 tackles (134 solo) over the last three seasons (2020-22), the most among Eagles defensive backs over that span.
- Has played in five career playoff games, including Super Bowl LVII in 2023, and posted 19 tackles.

2022 (WITH PHI.): Started all 17 games and totaled career highs in tackles (92) and passes defended (six)...Registered four tackles for loss and one forced fumble...**(9/11) at Det.:** Totaled a team-high 10 tackles...**(9/19) vs. Min.:** Recorded a career-high eight solo tackles...**(9/25) at Was.:** Posted six tackles (two)...**(10/2) vs. Jac.:** Recorded five tackles (four)...**(10/9) at Ari.:** Tallied six tackles (five), one tackle for loss and one pass defended...**(10/16) vs. Dal.:** Totaled five tackles and one pass defended...**(10/30) vs. Pit.:** Logged seven tackles (four)...**(11/3) at Hou.:** Recorded five tackles...**(11/14) vs. Was.:** Notched seven tackles (five) and one pass defended...**(11/20) at Ind.:** Recorded five tackles and his first career forced fumble...**(11/27) vs. GB.:** Posted three tackles...**(12/4) vs. Ten.:** Logged two tackles...**(12/11) at NYG.:** Tallied eight tackles (seven), one tackle for loss and one pass defended...**(12/18) at Chi.:** Notched five tackles (three)...Added one stop on special teams...**(12/24) at Dal.:** Posted six tackles (five)...Made one tackle on special teams...**(1/1/23) vs. NO.:** Registered eight tackles (seven)...**(1/8/23) vs. NYG.:** Finished with three tackles, one tackle for loss and tied a career-high with two passes defended...**Postseason: (1/21/23) vs. NYG.:** Posted five tackles (three)...**(1/29/23) vs. SF.:** Recorded two tackles...**(2/12/23) vs. KC.:** Totaled six tackles (four) in Super Bowl LVII.

2021 (WITH PHI.): Played in 16 games with three starts and recorded 56 tackles (36 solo), one INT and five passes defended...Ranked third on the team with six special teams tackles...**(9/12) at Atl.:** Recorded two tackles (one)...**(9/19) vs. SF.:** Posted two tackles...Added one stop on special teams...**(9/27) at Dal.:** Tallied four tackles (two) and one pass defended...**(10/3) vs. KC.:** Logged two tackles...**(10/10) at Car.:** Recorded eight tackles (five)...**(10/14) vs. TB.:** Posted three tackles (two)...**(10/24) at LV.:** Recorded a career-high 11 tackles...**(10/31) at Det.:** Notched nine tackles (seven) and one pass defended...**(11/7) vs. LAC.:** Logged two tackles...Made one tackle on special teams...**(11/14) at Den.:** Recorded one tackle and one pass defended...**(11/21) vs. NO.:** Posted one tackle...Added a season-high two tackles on special teams...**(12/5) at NYJ.:** Compiled four tackles (two), one INT and one pass defended...**(12/21) vs. Was.:** Recorded three tackles...**(12/26) vs. NYG.:** Notched two tackles and one pass defended...Added one tackle on special teams...**(1/2/22) at Was.:** Recorded two tackles...**Postseason: (1/16/22) at TB.:** Posted three tackles (one)...Added one stop on special teams.

2020 (WITH PHI.): Appeared in 14 games with five starts and totaled 38 tackles (30 solo), four passes defended and a career-high two interceptions...Ranked second on the team with a career-high nine special teams tackles...**(9/13) at Was.:** Logged one tackle and added one stop on special teams...**(9/20) vs. LAR.:** Recorded five tackles (three)...**(9/27) vs. Cin.:** Registered one pass defended and one tackle on special teams...**(10/4) at SF.:** Recorded seven tackles (four) and one special teams tackle...**(10/11) at Pit.:** Posted one tackle...**(10/22) vs. NYG.:** Notched one tackle on special teams...**(11/1) vs. Dal.:** Recorded one tackle...**(11/22) at Cle.:** Posted one tackle on special teams...**(11/30) vs. Sea.:** Logged two tackles...Recorded a season-high two tackles on special teams...**(12/6) at GB.:** Registered two tackles...**(12/13) vs. NO.:** Notched two tackles...**(12/20) at Ari.:** Totaled seven tackles...Recorded his first career INT against QB Kyler Murray...**(12/27) at Dal.:** Posted seven tackles (six)...Added one stop on special teams...**(1/3/21) vs. Was.:** Compiled four tackles (two), one pass defended and one INT, picking off QB Alex Smith in the third quarter.

2019 (WITH MIN. AND PHI.): Played in eight games with the Vikings and seven contests for the Eagles...Totaled six tackles (five solo)...**(9/22) vs. Oak.:** Recorded one tackle...**(12/15) at Was.:** Posted one tackle...**(12/29) at NYG.:** Registered a season-high four tackles (three)...**Postseason: (1/5/20) vs. Sea.:** Recorded three tackles (two).

COLLEGE: Started 50 career games at Wyoming after originally joining the team as a walk-on...Voted a captain during the 2016-18 seasons and was named a finalist for the 2018 Burtsworth Trophy, given to the nation's top walk-on...Finished with 325 tackles (215 solo), 31 passes defended and nine interceptions...As a senior in 2018, played in 12 games and recorded 63 tackles (42), 6.5 tackles for loss, one sack, eight passes defended and one forced fumble...In 2017, played in 13 games and posted 68 tackles (42), five tackles for loss, one sack, four INTs, eight passes defended, one forced fumble and one fumble recovery...As a sophomore in 2016, finished with 111 tackles, a team-high three INTs, six passes defended, two forced fumbles and three fumble recoveries...As a freshman in 2015, played in 11 games and ranked third on the team with 83 tackles...Added two INTs, four passes defended and one forced fumble...Ranked fifth in the conference with 5.4 tackles per game...Redshirted in 2014...Majored in communications.

PERSONAL: Attended Edison High School in Los Angeles, Calif., where he played on both sides of the ball...As a senior, recorded three INTs and caught 20 passes for 283 yards.

ADDITIONAL STATISTICS: Special Teams Tackles – 9 in 2020, 6 in 2021, 2 in 2022; NFL Totals: 17.

SINGLE-GAME HIGHS: TACKLES: Total – 11, 10/24/21 vs. LV. Solo – 8, 9/11/22 at Det. . Passes Defensed – 2, two times, last; 1/8/23 vs. NYG. Interceptions – 1, three times, last; 12/5/21 at NYJ.

MARCUS EPPS' CAREER STATISTICS

Year	Team	GP	GS	TACKLES					INTERCEPTIONS					FUMBLES			
				Total	Solo	Asst.	Sacks	Yds.	No.	Yds.	Lg.	TD	PD	FF	FR	Yds.	
2019	Min./Phi.	15	0	6	5	1	0.0	0.0	0	0	-	0	0	0	0	0	0
2020	Philadelphia	14	5	38	30	8	0.0	0.0	2	0	0	0	4	0	0	0	
2021	Philadelphia	16	3	56	36	20	0.0	0.0	1	0	0	0	5	0	0	0	
2022	Philadelphia	17	17	92	68	24	0.0	0.0	0	0	-	0	6	1	0	0	
Totals		62	25	192	139	53	0.0	0.0	3	0	0	0	15	1	0	0	
POSTSEASON																	
2019	Philadelphia	1	0	5	3	2	0.0	0.0	0	0	-	0	0	0	0	0	
2021	Philadelphia	1	0	2	2	0	0.0	0.0	0	0	-	0	0	0	0	0	
2022	Philadelphia	3	3	6	4	2	0.0	0.0	0	0	-	0	0	0	0	0	
Totals		5	3	13	9	4	0	0	0	0	-	0	0	0	0	0	

MARCUS EPPS GAME-BY-GAME

2022, PHILADELPHIA (14-3)

Date	Opp.	W/L	GP/GS	TACKLES					INTERCEPTIONS					FUMBLES			
				Total	Solo	Asst.	Sacks	Yds.	No.	Yds.	Lg.	TD	PD	FF	FR	Yds.	
9/11	at Det.	W	1/1	10	8	2	0.0	0.0	0	0	-	0	0	0	0	0	
9/19	Min.	W	1/1	6	2	4	0.0	0.0	0	0	-	0	0	0	0	0	
9/25	at Was.	W	1/1	5	4	1	0.0	0.0	0	0	-	0	0	0	0	0	
10/2	Jac.	W	1/1	1	1	0	0.0	0.0	0	0	-	0	1	0	0	0	
10/9	at Ari.	W	1/1	6	5	1	0.0	0.0	0	0	-	0	1	0	0	0	
10/16	Dal.	W	1/1	5	5	0	0.0	0.0	0	0	-	0	1	0	0	0	
10/30	Pit.	W	1/1	7	4	3	0.0	0.0	0	0	-	0	0	0	0	0	
11/3	at Hou.	W	1/1	5	2	3	0.0	0.0	0	0	-	0	0	0	0	0	
11/14	Was.	L	1/1	7	5	2	0.0	0.0	0	0	-	0	1	0	0	0	
11/20	at Ind.	W	1/1	5	2	3	0.0	0.0	0	0	-	0	0	1	0	0	
11/27	GB	W	1/1	3	3	0	0.0	0.0	0	0	-	0	0	0	0	0	
12/4	Ten.	W	1/1	2	2	0	0.0	0.0	0	0	-	0	0	0	0	0	
12/11	at NYG	W	1/1	8	7	1	0.0	0.0	0	0	-	0	0	0	0	0	
12/18	at Chi.	W	1/1	5	3	2	0.0	0.0	0	0	-	0	0	0	0	0	
12/24	at Dal.	L	1/1	6	5	1	0.0	0.0	0	0	-	0	0	0	0	0	
1/1/23	NO	L	1/1	8	7	1	0.0	0.0	0	0	-	0	0	0	0	0	
1/8/23	NYG	W	1/1	3	3	0	0.0	0.0	0	0	-	0	2	0	0	0	
Totals			17/17	92	68	24	0.0	0.0	0	0	-	0	6	1	0	0	
POSTSEASON																	
1/21/23	NYG	W	1/1	5	3	2	0.0	0.0	0	0	-	0	0	0	0	0	
1/29/23	SF	W	1/1	2	2	0	0.0	0.0	0	0	-	0	0	0	0	0	
2/12/23	KC	L	1/1	6	4	2	0.0	0.0	0	0	-	0	0	0	0	0	
Totals			3/3	13	9	4	0.0	0.0	0	0	-	0	0	0	0	0	

2021, PHILADELPHIA (9-8)

Date	Opp.	W/L	GP/GS	TACKLES					INTERCEPTIONS					FUMBLES			
				Total	Solo	Asst.	Sacks	Yds.	No.	Yds.	Lg.	TD	PD	FF	FR	Yds.	
9/12	at Atl.	W	1/1	2	1	1	0.0	0.0	0	0	-	0	0	0	0	0	0
9/19	SF	L	1/0	2	1	1	0.0	0.0	0	0	-	0	0	0	0	0	0
9/27	at Dal.	L	1/0	4	2	2	0.0	0.0	0	0	-	0	1	0	0	0	0
10/3	KC	L	1/0	2	2	0	0.0	0.0	0	0	-	0	0	0	0	0	0
10/10	at Car.	W	1/0	8	5	3	0.0	0.0	0	0	-	0	0	0	0	0	0
10/14	TB	L	1/0	3	2	1	0.0	0.0	0	0	-	0	0	0	0	0	0
10/24	at LV	L	1/1	11	5	6	0.0	0.0	0	0	-	0	0	0	0	0	0
10/31	at Det.	W	1/1	9	7	2	0.0	0.0	0	0	-	0	1	0	0	0	0
11/7	LAC	L	1/0	2	2	0	0.0	0.0	0	0	-	0	0	0	0	0	0
11/14	at Den.	W	1/0	1	1	0	0.0	0.0	0	0	-	0	1	0	0	0	0
11/21	NO	W	1/0	1	1	0	0.0	0.0	0	0	-	0	0	0	0	0	0
11/28	at NYG	L	1/0	0	0	0	0.0	0.0	0	0	-	0	0	0	0	0	0
12/5	at NYJ	W	1/0	4	2	2	0.0	0.0	1	0	-	0	1	0	0	0	0
12/21	Was.	W	1/0	3	3	0	0.0	0.0	0	0	-	0	0	0	0	0	0
12/26	NYG	W	1/0	2	0	2	0.0	0.0	0	0	-	0	1	0	0	0	0
1/2/22	at Was.	W	1/0	2	2	0	0.0	0.0	0	0	-	0	0	0	0	0	0
1/8/22	Dal.	L	1/0	(RESERVE/COVID-19 LIST)													
Totals			16/3	56	36	20	0.0	0.0	1	0	-	0	5	0	0	0	
POSTSEASON																	
1/16/22	at TB	L	1/0	3	1	2	0.0	0.0	0	0	-	0	0	0	0	0	0
Totals			1/0	3	1	2	0.0	0.0	0	0	-	0	0	0	0	0	

2020, PHILADELPHIA (4-11-1)

Date	Opp.	W/L	GP/GS	TACKLES					INTERCEPTIONS					FUMBLES			
				Total	Solo	Asst.	Sacks	Yds.	No.	Yds.	Lg.	TD	PD	FF	FR	Yds.	
9/13	at Was.	L	1/0	1	1	0	0.0	0.0	0	0	-	0	0	0	0	0	0
9/20	LAR	L	1/1	5	3	2	0.0	0.0	0	0	-	0	0	0	0	0	0
9/27	Cin.	T	1/0	0	0	0	0.0	0.0	0	0	-	0	0	0	0	0	0
10/4	at SF	W	1/0	7	4	3	0.0	0.0	0	0	-	0	0	0	0	0	0
10/11	at Pit.	L	1/1	1	1	0	0.0	0.0	0	0	-	0	0	0	0	0	0
10/18	Bal.	L		(INACTIVE - RIB)													
10/22	NYG	W	1/0	0	0	0	0.0	0.0	0	0	-	0	0	0	0	0	0
11/1	Dal.	W	1/0	1	1	0	0.0	0.0	0	0	-	0	0	0	0	0	0
11/15	at NYG	L		(RESERVE/COVID-19 LIST)													
11/22	at Cle.	L	1/0	0	0	0	0.0	0.0	0	0	-	0	0	0	0	0	0
11/30	Sea.	L	1/0	1	1	0	0.0	0.0	0	0	-	0	0	0	0	0	0
12/6	at GB	L	1/0	2	2	0	0.0	0.0	0	0	-	0	0	0	0	0	0
12/13	NO	W	1/0	2	2	0	0.0	0.0	0	0	-	0	0	0	0	0	0
12/20	at Ari.	L	1/1	7	7	0	0.0	0.0	1	0	-	0	0	0	0	0	0
12/27	at Dal.	L	1/1	7	6	1	0.0	0.0	0	0	-	0	0	0	0	0	0
1/3/21	Was.	L	1/1	4	2	2	0.0	0.0	1	0	-	0	0	0	0	0	0
Totals			14/5	38	30	8	0.0	0.0	2	0	-	0	0	0	0	0	

2019. MINNESOTA/PHILADELPHIA

Date	Opp.	W/L	GP/GS	TACKLES					INTERCEPTIONS					FUMBLES				
				Total	Solo	Asst.	Sacks	Yds.	No.	Yds.	Lg.	TD	PD	FF	FR	Yds.		
9/8*	Atl.	W	1/0	0	0	0	0.0	0.0	0	0	-	0	0	0	0	0	0	
9/15*	at GB	L	1/0	0	0	0	0.0	0.0	0	0	-	0	0	0	0	0	0	
9/22*	Oak.	W	1/0	1	1	0	0.0	0.0	0	0	-	0	0	0	0	0	0	
9/29*	at Chi.	L	1/0	0	0	0	0.0	0.0	0	0	-	0	0	0	0	0	0	
10/6*	at NYG	W	1/0	0	0	0	0.0	0.0	0	0	-	0	0	0	0	0	0	
10/13*	Phi.	W	1/0	0	0	0	0.0	0.0	0	0	-	0	0	0	0	0	0	
10/20*	at Det.	W	1/0	0	0	0	0.0	0.0	0	0	-	0	0	0	0	0	0	
10/24*	Was.	W	1/0	0	0	0	0.0	0.0	0	0	-	0	0	0	0	0	0	
11/3*	at KC	L		(INACTIVE)														
11/17	NE	L	1/0	0	0	0	0.0	0.0	0	0	-	0	0	0	0	0	0	
11/24	Sea.	L	1/0	0	0	0	0.0	0.0	0	0	-	0	0	0	0	0	0	
12/1	at Mia.	L	1/0	0	0	0	0.0	0.0	0	0	-	0	0	0	0	0	0	
12/9	NYG	W	1/0	0	0	0	0.0	0.0	0	0	-	0	0	0	0	0	0	
12/15	at Was.	W	1/0	1	1	0	0.0	0.0	0	0	-	0	0	0	0	0	0	
12/22	Dal.	W	1/0	0	0	0	0.0	0.0	0	0	-	0	0	0	0	0	0	
12/29	at NYG	W	1/0	4	3	1	0.0	0.0	0	0	-	0	0	0	0	0	0	
Totals			15/0	6	5	1	0.0	0.0	0	0	-	0	0	0	0	0	0	
*w/Min.																		
POSTSEASON																		
1/5/20	Sea.	L	1/0	3	2	1	0.0	0.0	0	0	-	0	0	0	0	0	0	
Totals			1/0	3	2	1	0.0	0.0	0	0	-	0	0	0	0	0	0	



BRANDON FACYSON

31

POSITION: Cornerback
 HT/WT: 6-2/197
 ACQUIRED: UFA-'23 (Ind.)
 BORN: 9/8/94

NFL SEASON: 6
 RAIDERS SEASON: 2
 COLLEGE: Virginia Tech
 HOMETOWN: Newnan, Ga.

TRANSACTIONS: Signed by Los Angeles Chargers as an undrafted free agent, May 11, 2018...Re-signed by Chargers as an unrestricted free agent, Mar. 19, 2021...Waived by Chargers, Sept. 1, 2021...Signed by Chargers to practice squad, Sept. 2, 2021...Signed by Las Vegas Raiders from the Chargers' practice squad, Oct. 6, 2021...Signed by Indianapolis Colts as an unrestricted free agent, Mar. 16, 2022...Re-signed by Raiders as an unrestricted free agent, Mar. 16, 2023.

CAREER: Athletic cornerback enters his sixth year in the NFL... In 2022, saw action in 16 games with four starts with the Colts and registered 28 tackles (26 solo) and six passes defended... Played in 12 games with nine starts for the Raiders in 2021 and compiled 53 tackles (40), a career-high 13 passes defended and one INT... Spent his first four seasons (2018-21) with the Chargers after originally signing as an undrafted free agent with the club in 2018... Has played in 72 career games with 17 starts and totaled 123 tackles (97), one INT, 20 passes defended, one forced fumble and two fumble recoveries.

2022 (WITH IND.): Played in 16 games with four starts and recorded 28 tackles (26) and six passes defended... (9/11) at Hou.: Posted three tackles... (9/18) at Jac.: Recorded four tackles and one pass defended... (9/25) vs. KC: Made his first start of the season and notched two tackles... (10/2) vs. Ten.: Recorded one tackle... (10/6) vs. Den.: Appeared on defense... (10/16) vs. Jac.: Started at cornerback and made one tackle... (10/23) at Ten.: Posted one tackle... (10/30) vs. Was.: Recorded one tackle... (11/6) at NE: Posted one tackle... (11/13) at LV: Recorded one pass defended... (11/20) vs. Phi.: Registered four tackles (two) and a single-game season-high two passes defended... (11/28) vs. Pit.: Totaled two tackles and one pass defended... (12/4) at Dal.: Posted one tackle... (12/26) vs. LAC: Recorded three tackles... (1/1/23) at NYG: Started at cornerback and made one tackle... (1/8/23) vs. Hou.: Tied a season-high with four tackles and added one pass defended.

AT A GLANCE

- Has played in 72 career games with 17 starts in his time with the Indianapolis Colts (2022), Las Vegas Raiders (2021) and Los Angeles Chargers (2018-21) and has compiled 123 tackles (97 solo), one INT, 20 passes defended, one forced fumble and two fumble recoveries.
- In 2022, played in 16 games with four starts for the Colts, totaling 28 tackles (26) and six passes defended.
- Played in 12 games with nine starts for the Raiders in 2021, recording career-bests in tackles (53), interceptions (1) and passes defended (13).
- Appeared in 44 games with four starts with the Chargers from 2018-21, totaling 35 tackles (31), one pass defended, one forced fumble and two fumble recoveries.

2021 (WITH LV): Appeared in 12 games with nine starts after joining the Silver and Black prior to Week 5...Recorded 53 tackles (40 solo), one INT and 13 passes defended... (10/10) vs. Chi.: Made his Raiders debut, appearing in a reserve role on special teams... (10/17) at Den.: Recorded his first career INT, picking off QB Teddy Bridgewater on fourth-and-1... (10/24) vs. Phi.: Tied for the team lead with eight tackles, adding three passes defended...Recorded one stop on special teams... (11/7) at NYG: Started at cornerback, finishing third on the team with seven tackles (four solo)... (11/14) vs. KC: Started and finished with six tackles (four)... (11/21) vs. Cin.: Totaled six tackles (three) and three passes defended on defense...Added one stop on special teams... (11/25) at Dal.: Finished with six tackles (five) in the win... (12/5) vs. Was.: Recorded three tackles on defense... (12/12) at KC: Finished with two tackles... (12/20) at Cle.: Finished with four tackles, while adding a career-high three passes defended... (1/2/22) at Ind.: Recorded one tackle in the win, while also appearing on special teams... (1/9/22) vs. LAC: Finished tied for second on the team with seven tackles, while adding one tackle for loss and two passes defended...Postseason: (1/15/22) at Cin.: Recorded two tackles in the contest.

2020 (WITH LAC): Appeared in 13 games and recorded seven tackles (six solo) and one forced fumble...Added a team-high nine tackle on special teams...Missed three games while on the Reserve/COVID-19 list... (9/13) at Cin.: Saw action primarily on special teams... (9/20) vs. KC: Contributed on special teams... (9/27) vs. Car.: Recorded one tackle on special teams... (10/4) at TB: Appeared on special teams... (10/12) at NO: Compiled a season-high five tackles (four) and one forced fumble...Added two tackles on special teams... (10/25) vs. Jac.: Played on special teams... (11/1) at Den.: Recorded two tackles on defense and added one tackle on special teams... (11/29) at Buf.: Returned from the Reserve/COVID-19 list and recorded two tackles on special teams... (12/6) vs. NE: Saw action on special teams... (12/13) vs. Atl.: Recorded one special teams tackle... (12/17) at LV: Appeared on special teams... (12/27) vs. Den.: Recorded two tackles on special teams... (1/3/21) at KC: Saw action on both defense and special teams.

2019 (WITH LAC): Played in 16 games with four starts, totaling 35 tackles (25) and one pass defended...Added six tackles and one fumble recovery on special teams... (9/8) vs. Ind.: Recorded a then career-high nine tackles (seven)... (9/15) at Det.: Made the first start of his career at cornerback and posted eight tackles (six)... (9/22) vs. Hou.: Registered three tackles (two) and one pass defended... (9/29) at Mia.: Appeared on special teams... (10/6) vs. Den.: Saw action on special teams and recorded one tackle... (10/13) vs. Pit.: Appeared on special teams and posted one tackle... (10/20) at Ten.: Saw action on both defense and special teams... (10/27) at Chi.: Recorded one tackle on special teams... (11/3) vs. GB: Appeared on both defense and special teams, recording one special teams tackle... (11/7) at Oak.: Played on both defense and special teams... (11/18) vs. KC: Saw action on both defense and special teams... (12/1) at Den.: Started at cornerback and tied his career high with nine tackles (five)... (12/8) at Jac.: Started at cornerback and posted five tackles (four)... (12/15) vs. Min.: Recorded one tackle on defense and one stop on special teams... (12/22) vs. Oak.: Recorded one tackle on special teams... (12/29) at KC: Appeared on special teams and recorded one tackle.

2018 (WITH LAC): Appeared in 15 games, seeing action primarily on special teams...Finished with one fumble recovery and four tackles on special teams... (9/16) at Buf.: Made his NFL debut and recorded one tackle on special teams... (9/23) at LAR: Contributed on special teams... (9/30) vs. SF: Appeared on special teams... (10/7) vs. Oak.: Saw action on special teams... (10/14) at Cle.: Saw his first regular-season action on defense of his career, while also playing on special teams... (10/21) vs. Ten.: Recorded one tackle on special teams... (11/4) at Sea.: Appeared on special teams... (11/11) at Oak.: Contributed on special teams... (11/18) vs. Den.: Posted a tackle on special teams... (11/25) vs. Ari.: Appeared on both defense and special teams... (12/2) at Pit.: Saw action on special teams snaps...

(12/9) vs. Cin.: Registered one tackle on special teams... (12/13) at KC: Played on special teams... (12/22) vs. Bal.: Appeared on special teams ... (12/30) at Den.: Contributed on special teams with a fumble recovery on kickoff coverage... Also recovered an onside kick...
Postseason: (1/6/19) at Bal.: Made his postseason debut and appeared on special teams... (1/13/19) at NE: Saw action on special teams.

COLLEGE: Played five seasons (2013-17) at Virginia Tech, starting 47-of-55 career games and recording 131 tackles (91), five INTs, 44 passes defended, three forced fumbles and one fumble recovery... As a redshirt senior in 2017, played in 13 games with 11 starts and recorded 19 tackles and five passes defended... In 2016, started all 14 games and recorded 48 tackles, 11 passes defended and two forced fumbles... In 2015, started 10-of-12 contests and totaled 27 tackles and 10 passes defended... In 2014, started in all three appearances before being granted a medical hardship waiver after suffering a broken leg... Named third-team All-ACC as a freshman in 2013 after recording 27 tackles, five INTs, eight passes defended, one forced fumble and one fumble recovery.

PERSONAL: Attended Northgate High School in Newnan, Ga. ... Named first-team All-Region 4B-AAAAA at cornerback as a senior... Ranked by ESPN as the No. 26 cornerback in the nation... Finished with 27 tackles, six passes defended and one force fumble... Also played wide receiver on offense and recorded 31 receptions for 439 yards and four TDs... As a junior, earned all-county honors on offense after posting 18 catches for 294 yards and four TDs... Earned all-region honors on defense after compiling 47 tackles and three INTs... Lettered three years in football and one in track and field.

ADDITIONAL STATISTICS: Special teams tackles – 3 in 2018, 6 in 2019, 9 in 2020, 2 in 2021; NFL Totals: 20. Special teams fumble recoveries – 1 in 2018, 1 in 2019; NFL Totals: 2.

SINGLE-GAME HIGHS: TACKLES: Total – 9, 12/1/19 at Den. Solo – 7, three times; last: 1/9/22 vs. LAC. Forced fumbles – 1, 10/12/20 at NO. Passes defended – 3, three times; last: 12/20/21 at Cle. Interception – 1, 10/17/21 at Den.

BRANDON FACYSON'S CAREER STATISTICS

Year	Team	GP	GS	TACKLES					INTERCEPTIONS					FUMBLES				
				Total	Solo	Asst.	Sacks	Yds.	No.	Yds.	Lg.	TD	PD	FF	FR	Yds.		
2018	LA Chargers	15	0	0	0	0	0.0	0.0	0	0	0	0	0	0	0	0	0	0
2019	LA Chargers	16	4	35	25	10	0.0	0.0	0	0	-	0	1	0	1	0	1	0
2020	LA Chargers	13	0	7	6	1	0.0	0.0	0	0	-	0	0	1	0	0	0	0
2021	Las Vegas	12	9	53	40	13	0.0	0.0	1	0	0	0	13	0	0	0	0	0
2022	Indianapolis	16	4	28	26	2	0.0	0.0	0	0	-	0	6	0	0	0	0	0
Totals		72	17	123	97	26	0.0	0.0	1	0	0	0	20	1	2	0	0	0
POSTSEASON																		
2018	LA Chargers	2	0	0	0	0	0.0	0.0	0	0	-	0	0	0	0	0	0	0
2021	Las Vegas	1	1	2	2	0	0.0	0.0	0	0	-	0	0	0	0	0	0	0
Totals		3	1	2	2	0	0.0	0.0	0	0	-	0	0	0	0	0	0	0

BRANDON FACYSON GAME-BY-GAME

2022, INDIANAPOLIS (4-12-1)

Date	Opp.	W/L	GP/GS	TACKLES					INTERCEPTIONS					FUMBLES				
				Total	Solo	Asst.	Sacks	Yds.	No.	Yds.	Lg.	TD	PD	FF	FR	Yds.		
9/11	at Hou.	T	1/0	3	3	0	0.0	0.0	0	0	-	0	0	0	0	0	0	0
9/18	at Jac.	L	1/0	4	4	0	0.0	0.0	0	0	-	0	1	0	0	0	0	0
9/25	KC	W	1/1	2	2	0	0.0	0.0	0	0	-	0	0	0	0	0	0	0
10/2	Ten.	L	1/0	1	1	0	0.0	0.0	0	0	-	0	0	0	0	0	0	0
10/6	at Den.	W	1/0	0	0	0	0.0	0.0	0	0	-	0	0	0	0	0	0	0
10/16	Jac.	W	1/1	1	0	1	0.0	0.0	0	0	-	0	0	0	0	0	0	0
10/23	at Ten.	L	1/0	1	1	0	0.0	0.0	0	0	-	0	0	0	0	0	0	0
10/30	Was.	L	1/0	1	1	0	0.0	0.0	0	0	-	0	0	0	0	0	0	0
11/6	at NE	L	1/0	1	1	0	0.0	0.0	0	0	-	0	0	0	0	0	0	0
11/13	at LV	W	1/0	0	0	0	0.0	0.0	0	0	-	0	1	0	0	0	0	0
11/20	Phi.	L	1/0	3	2	1	0.0	0.0	0	0	-	0	2	0	0	0	0	0
11/28	Pit.	L	1/0	2	2	0	0.0	0.0	0	0	-	0	1	0	0	0	0	0
12/4	at Dal.	L	1/0	1	1	0	0.0	0.0	0	0	-	0	0	0	0	0	0	0
12/17	at Min.	L		(INACTIVE - ILLNESS)														
12/26	LAC	L	1/0	3	3	0	0.0	0.0	0	0	-	0	0	0	0	0	0	0
1/1/23	at NYG	L	1/1	1	1	0	0.0	0.0	0	0	-	0	0	0	0	0	0	0
1/8/23	Hou.	L	1/1	4	4	0	0.0	0.0	0	0	-	0	1	0	0	0	0	0
Totals			16/4	28	26	2	0.0	0.0	0	0	-	0	6	0	0	0	0	0

2021, LAS VEGAS (10-7)

Date	Opp.	W/L	GP/GS	TACKLES				Yds.	INTERCEPTIONS				FUMBLES					
				Total	Solo	Asst.	Sacks		No.	Yds.	Lg.	TD	PD	FF	FR	Yds.		
9/13	Bal.	W		(NOT ON ROSTER)														
9/19	at Pit.	W		(NOT ON ROSTER)														
9/26	Mia.	W		(NOT ON ROSTER)														
10/4	at LAC	L		(NOT ON ROSTER)														
10/10	Chi.	L	1/0	0	0	0	0.0	0.0	0	0	-	0	0		0	0	0	
10/17	at Den.	W	1/1	3	2	1	0.0	0.0	0	0	-	0	2		0	0	0	
10/24	Phi.	W	1/1	8	7	1	0.0	0.0	0	0	-	0	3		0	0	0	
11/7	at NYG	L	1/1	7	4	3	0.0	0.0	0	0	-	0	0		0	0	0	
11/14	KC	L	1/1	6	4	2	0.0	0.0	0	0	-	0	0		0	0	0	
11/21	Cin.	L	1/1	6	3	3	0.0	0.0	0	0	-	0	3		0	0	0	
11/25	at Dal.	W	1/1	6	5	1	0.0	0.0	0	0	-	0	0		0	0	0	
12/5	Was.	L	1/1	3	2	1	0.0	0.0	0	0	-	0	0		0	0	0	
12/12	at KC	L	1/0	2	1	1	0.0	0.0	0	0	-	0	0		0	0	0	
12/20	at Cle.	W	1/1	4	4	0	0.0	0.0	0	0	-	0	3		0	0	0	
12/26	Den.	W		(RESERVE/COVID-19 LIST)														
1/2/22	at Ind.	W	1/1	1	1	0	0.0	0.0	0	0	-	0	0		0	0	0	
1/9/22	LAC	W	1/1	7	7	0	0.0	0.0	0	0	-	0	2		0	0	0	
Totals			12/9	53	40	13	0.0	0.0	0	0	-	0	13		0	0	0	
POSTSEASON																		
1/15/22	at Cin.	L	1/1	2	2	0	0.0	0.0	0	0	-	0	0		0	0	0	
Totals			1/1	2	2	0	0.0	0.0	0	0	-	0	0		0	0	0	

2020, LOS ANGELES CHARGERS (7-9)

Date	Opp.	W/L	GP/GS	TACKLES				Yds.	INTERCEPTIONS				FUMBLES					
				Total	Solo	Asst.	Sacks		No.	Yds.	Lg.	TD	PD	FF	FR	Yds.		
9/13	at Cin.	W	1/0	0	0	0	0.0	0.0	0	0	-	0	0		0	0	0	
9/20	KC	L	1/0	0	0	0	0.0	0.0	0	0	-	0	0		0	0	0	
9/27	Car.	L	1/0	0	0	0	0.0	0.0	0	0	-	0	0		0	0	0	
10/4	at TB	L	1/0	0	0	0	0.0	0.0	0	0	-	0	0		0	0	0	
10/12	at NO	L	1/0	5	4	1	0.0	0.0	0	0	-	0	0		1	0	0	
10/25	Jac.	W	1/0	0	0	0	0.0	0.0	0	0	-	0	0		0	0	0	
11/1	at Den.	L	1/0	2	2	0	0.0	0.0	0	0	-	0	0		0	0	0	
11/8	LV	L		(RESERVE/COVID-19 LIST)														
11/15	at Mia.	L		(RESERVE/COVID-19 LIST)														
11/22	NYJ	W		(RESERVE/COVID-19 LIST)														
11/29	at Buf.	L	1/0	0	0	0	0.0	0.0	0	0	-	0	0		0	0	0	
12/6	NE	L	1/0	0	0	0	0.0	0.0	0	0	-	0	0		0	0	0	
12/13	Atl.	W	1/0	0	0	0	0.0	0.0	0	0	-	0	0		0	0	0	
12/17	at LV	W	1/0	0	0	0	0.0	0.0	0	0	-	0	0		0	0	0	
12/27	Den.	W	1/0	0	0	0	0.0	0.0	0	0	-	0	0		0	0	0	
1/3/21	at KC	W	1/0	0	0	0	0.0	0.0	0	0	-	0	0		0	0	0	
Totals			13/0	7	6	1	0.0	0.0	0	0	-	0	0		1	0	0	

2019. LOS ANGELES CHARGERS (5-11)

Date	Opp.	W/L	GP/GS	TACKLES					INTERCEPTIONS					FUMBLES			
				Total	Solo	Asst.	Sacks	Yds.	No.	Yds.	Lg.	TD	PD	FF	FR	Yds.	
9/8	Ind.	W	1/0	9	7	2	0.0	0.0	0	0	-	0	0	0	0	0	0
9/15	at Det.	L	1/1	8	6	2	0.0	0.0	0	0	-	0	0	0	0	0	0
9/22	Hou.	L	1/1	3	2	1	0.0	0.0	0	0	-	0	1	0	0	0	0
9/29	at Mia.	W	1/0	0	0	0	0.0	0.0	0	0	-	0	0	0	0	0	0
10/6	Den.	L	1/0	0	0	0	0.0	0.0	0	0	-	0	0	0	0	0	0
10/13	Pit.	L	1/0	0	0	0	0.0	0.0	0	0	-	0	0	0	0	0	0
10/20	at Ten.	L	1/0	0	0	0	0.0	0.0	0	0	-	0	0	0	0	0	0
10/27	at Chi.	W	1/0	0	0	0	0.0	0.0	0	0	-	0	0	0	0	0	0
11/3	GB	W	1/0	0	0	0	0.0	0.0	0	0	-	0	0	0	0	0	0
11/7	at Oak.	L	1/0	0	0	0	0.0	0.0	0	0	-	0	0	0	0	0	0
11/18	KC	L	1/0	0	0	0	0.0	0.0	0	0	-	0	0	0	1	0	0
12/1	at Den.	L	1/1	9	5	4	0.0	0.0	0	0	-	0	0	0	0	0	0
12/8	at Jac.	W	1/1	5	4	1	0.0	0.0	0	0	-	0	0	0	0	0	0
12/15	Min.	L	1/0	1	1	0	0.0	0.0	0	0	-	0	0	0	0	0	0
12/22	Oak.	L	1/0	0	0	0	0.0	0.0	0	0	-	0	0	0	0	0	0
12/29	at KC	L	1/0	0	0	0	0.0	0.0	0	0	-	0	0	0	0	0	0
Totals			16/4	35	25	10	0.0	0.0	0	0	-	0	1	0	1	0	0

2018. LOS ANGELES CHARGERS (12-4)

Date	Opp.	W/L	GP/GS	TACKLES					INTERCEPTIONS					FUMBLES				
				Total	Solo	Asst.	Sacks	Yds.	No.	Yds.	Lg.	TD	PD	FF	FR	Yds.		
9/9	KC	L																
				(INACTIVE)														
9/16	at Buf.	W	1/0	0	0	0	0.0	0.0	0	0	-	0	0	0	0	0	0	
9/23	at LAR	L	1/0	0	0	0	0.0	0.0	0	0	-	0	0	0	0	0	0	
9/30	SF	W	1/0	0	0	0	0.0	0.0	0	0	-	0	0	0	0	0	0	
10/7	Oak.	W	1/0	0	0	0	0.0	0.0	0	0	-	0	0	0	0	0	0	
10/14	at Cle.	W	1/0	0	0	0	0.0	0.0	0	0	-	0	0	0	0	0	0	
10/21	Ten.	W	1/0	0	0	0	0.0	0.0	0	0	-	0	0	0	0	0	0	
11/4	at Sea.	W	1/0	0	0	0	0.0	0.0	0	0	-	0	0	0	0	0	0	
11/11	at Oak.	W	1/0	0	0	0	0.0	0.0	0	0	-	0	0	0	0	0	0	
11/18	Den.	L	1/0	0	0	0	0.0	0.0	0	0	-	0	0	0	0	0	0	
11/25	Ari.	W	1/0	0	0	0	0.0	0.0	0	0	-	0	0	0	0	0	0	
12/2	at Pit.	W	1/0	0	0	0	0.0	0.0	0	0	-	0	0	0	0	0	0	
12/9	Cin.	W	1/0	0	0	0	0.0	0.0	0	0	-	0	0	0	0	0	0	
12/13	at KC	W	1/0	0	0	0	0.0	0.0	0	0	-	0	0	0	0	0	0	
12/22	Bal.	L	1/0	0	0	0	0.0	0.0	0	0	-	0	0	0	0	0	0	
12/30	at Den.	W	1/0	0	0	0	0.0	0.0	0	0	-	0	0	0	0	0	0	
Totals			15/0	0	0	0	0.0	0.0	0	0	-	0	0	0	0	0	0	
POSTSEASON																		
1/6/19	at Bal.	W	1/0	0	0	0	0.0	0.0	0	0	-	0	0	0	0	0	0	
1/13/19	at NE	L	1/0	0	0	0	0.0	0.0	0	0	-	0	0	0	0	0	0	
Totals			1/1	0	0	0	0.0	0.0	0	0	-	0	0	0	0	0	0	



NEIL FARRELL JR.

92

POSITION: Defensive Tackle **NFL SEASON:** 2
HT/WT: 6-4/325 **RAIDERS SEASON:** 2
ACQUIRED: D4b-'22 **COLLEGE:** LSU
BORN: 9/9/98 **HOMETOWN:** Mobile, Ala.

TRANSACTIONS: Selected by Las Vegas Raiders in the fourth round (126th overall) of the 2022 NFL Draft, April 30, 2022.

2022: Played in nine games and recorded 12 tackles (three solo), one tackle for loss and two quarterback hits...Was inactive for eight games...**(10/10) at KC:** Recorded one tackle...**(10/23) vs. Hou.:** Notched one quarterback hit...**(10/30) at NO:** Recorded three tackles...**(11/6) at Jac.:** Finished with three tackles (one) and one tackle for loss...**(11/20) at Den.:** Posted one tackle...**(12/8) at LAR:** Recorded two tackles...**(12/24) at Pit.:** Registered two tackles...**(1/1/23) vs. SF:** Saw action on defense...**(1/7/23) vs. KC:** Notched one quarterback hit.

AT A GLANCE

- Played in nine games during his rookie season and recorded 12 tackles (three solo), one tackle for loss and two quarterback hits.
- Appeared in 51 games with 21 starts during his career at LSU (2017-21), totaling 143 tackles, 22.5 tackles for loss, 7.5 sacks and two forced fumbles.
- Earned All-America honors from Pro Football Focus in 2021 after recording 45 tackles, 9.5 tackles for loss and two sacks as a fifth-year senior.

COLLEGE: Spent five years at LSU from 2017-21, appearing in 51 games with 21 starts...Finished his collegiate career with 143 tackles, 22.5 tackles for loss, 7.5 sacks and two forced fumbles...In 2021, started all 12 games and earned All-America honors from Pro Football Focus after recording 45 tackles, 9.5 tackles for loss and two sacks...In 2020, played in 10 games with six starts...Totalled 25 tackles, 2.5 tackles for loss and one sack...In 2019, played in 15 games with three starts...Totalled 46 tackles, seven tackles for loss and three sacks...In 2018, appeared in 10 games and recorded 23 tackles, 1.5 sacks and one pass defended...In 2017, played in five games and finished with five tackles.

PERSONAL: Attended Murphy High School in Mobile, Ala., where he was a four-star recruit and rated as the No. 1 defensive tackle in the state of Alabama by Scout.com...Was named a two-time All-Coastal Alabama First Team Defense selection, while also being selected to the 2015 and 2016 Class 7A First Team Defense All-State football teams by the Alabama Sports Writers Association...As a senior, totaled 101 tackles, 28 tackles for loss and 13 sacks...Tallied 86 tackles and 17 tackles for loss as a junior...Also played center for the varsity basketball team.

SINGLE-GAME HIGHS: TACKLES: Total – 3, 11/6/22 at Jac. Solo – 1, three times; last: 11/20/22 at Den.

NEIL FARRELL JR.'S CAREER STATISTICS

Year	Team	GP	GS	TACKLES					INTERCEPTIONS				FUMBLES				
				Total	Solo	Asst.	Sacks	Yds.	No.	Yds.	Lg.	TD	PD	FF	FR	Yds.	
2022	Las Vegas	9	0	12	3	9	0.0	0.0	0	0	-	0	0	0	0	0	0
Totals		9	0	12	3	9	0.0	0.0	0	0	-	0	0	0	0	0	0

NEIL FARRELL JR. GAME-BY-GAME

2022, LAS VEGAS (6-11)

Date	Opp.	W/L	GP/GS	TACKLES					INTERCEPTIONS				FUMBLES				
				Total	Solo	Asst.	Sacks	Yds.	No.	Yds.	Lg.	TD	PD	FF	FR	Yds.	
9/11	at LAC	L		(INACTIVE)													
9/18	Ari.	L		(INACTIVE)													
9/25	at Ten.	L		(INACTIVE)													
10/2	Den.	W		(INACTIVE)													
10/10	at KC	L	1/0	1	1	0	0.0	0.0	0	0	-	0	0	0	0	0	0
10/23	Hou.	W	1/0	0	0	0	0.0	0.0	0	0	-	0	0	0	0	0	0
10/30	at NO	L	1/0	2	0	2	0.0	0.0	0	0	-	0	0	0	0	0	0
11/6	at Jac.	L	1/0	3	1	2	0.0	0.0	0	0	-	0	0	0	0	0	0
11/13	Ind.	L		(INACTIVE)													
11/20	at Den.	W	1/0	2	1	1	0.0	0.0	0	0	-	0	0	0	0	0	0
11/27	at Sea.	W		(INACTIVE)													
12/4	LAC	W		(INACTIVE)													
12/8	at LAR	L	1/0	2	0	2	0.0	0.0	0	0	-	0	0	0	0	0	0
12/18	NE	W		(INACTIVE)													
12/24	at Pit.	L	1/0	2	0	2	0.0	0.0	0	0	-	0	0	0	0	0	0
1/1/23	SF	L	1/0	0	0	0	0.0	0.0	0	0	-	0	0	0	0	0	0
1/7/23	KC	L	1/0	0	0	0	0.0	0.0	0	0	-	0	0	0	0	0	0
Totals			9/0	12	3	9	0.0	0.0	0	0	-	0	0	0	0	0	0



JIMMY GAROPPOLO

10

POSITION: Quarterback
HT/WT: 6-2/225
ACQUIRED: UFA-'23 (SF)
BORN: 11/2/91

NFL SEASON: 10
RAIDERS SEASON: 1
COLLEGE: Eastern Illinois
HOMETOWN: Arlington Heights, Ill.

TRANSACTIONS: Selected by the New England Patriots in the second round (62nd overall) of the 2014 NFL Draft, May 9, 2014... Traded to the San Francisco 49ers, Oct. 30, 2017... Re-signed by the 49ers, Feb. 8, 2018... Signed by the Las Vegas Raiders as an unrestricted free agent, March 16, 2023.

CAREER: Veteran quarterback enters his 10th season in the NFL and his first with the Silver and Black... Over nine seasons in the NFL (2014-22), has appeared in 74 career games (57 starts) with the Patriots (2014-16) and 49ers (2017-22), completing 1,167-of-1,726 pass attempts (67.6%) for 14,289 yards and 87 touchdowns, while adding 165 carries for 225 yards and seven touchdowns... Has appeared in seven career postseason games (six starts), including an appearance in Super Bowl LIV, totaling 962 pass yards and four touchdowns on 80-of-132 passes (60.6%)... Owns a 99.6 career passer rating, the sixth highest career passer rating in NFL history (min. 1,500 career attempts), behind only Patrick Mahomes (105.7), Aaron Rodgers (103.6), Deshaun Watson (102.3), Joe Burrow (100.4) and Russell Wilson (100.2)... In 2022, appeared in 11 games (10 starts) with the 49ers before suffering a season-ending foot injury and completed 207-of-308 passing attempts (67.2%) for 2,437 yards and 16 TDs to go along with 23 carries for 33 yards and two touchdowns... Made 15 starts in 15 games on the 2021 season and completed 301-of-441 attempts for 3,810 yards and 20 touchdowns along with 38 carries for 51 yards and three touchdowns... Also led the 49ers to an NFC Championship appearance, throwing for a career-high 535 passing yards and two touchdowns in the postseason... In 2020, started six games and completed 94 of 140 attempts for 1,096 yards and seven touchdowns before suffering a season-ending ankle injury... Started all 16 games for the first time in his career in 2019 and registered single-season career-highs in attempts (476), completions (329), yards (3,978), touchdowns (27), rushes (46) and rushing yards (62)... Also led the 49ers to a Super Bowl LIV appearance, recording 427 pass yards and two touchdowns in the postseason... In 2018, started the first three games of the season and completed 53-of-89 attempts for 718 yards and five touchdowns for a QB rating of 90.0 before being placed on IR with an ACL injury... Started the 2017 season with New England before being traded to San Francisco... Went on to play in six games (five starts) with the 49ers and completed 120-of-178 attempts for 1,560 yards, seven touchdowns, five interceptions and a QB rating of 96.2... In 2016, appeared in six games (two starts) and completed 43-of-63 pass attempts (68.3 pct.) for 502 yards and four touchdowns... Saw action in five regular season contests as a reserve with the Patriots in 2015 and completed one pass on four attempts for six yards... In 2014, appeared in six regular season games in relief of Patriots QB Tom Brady, completing 19-of-27 passes (70.4 pct.) for 182 yards and one touchdown.

AT A GLANCE

- Over nine seasons in the NFL (2014-22), has appeared in 74 career games (57 starts) with the Patriots (2014-16) and 49ers (2017-22), completing 1,167-of-1,726 pass attempts (67.6%) for 14,289 yards and 87 touchdowns, while adding 165 carries for 225 yards and seven touchdowns.
- Has appeared in seven career postseason games (six starts), including an appearance in Super Bowl LIV, totaling 962 pass yards and four touchdowns on 80-of-132 passes (60.6%).
- Owns a 99.6 career passer rating, the sixth highest career passer rating in NFL history (min. 1,500 career attempts), behind only Patrick Mahomes (105.7), Aaron Rodgers (103.6), Deshaun Watson (102.3), Joe Burrow (100.4) and Russell Wilson (100.2).
- Owns a 38-17 record as a starter with the 49ers since 2017. His .691 win percentage is the third highest among active quarterbacks (min. 10 starts)... His 98.9 career quarterback rating over his time with the 49ers ranks 2nd in franchise history (min. 500 att.).
- Made 10 starts with San Francisco in 2022 before suffering a season-ending injury and posted a 7-3 record with a 103.0 passer rating, the third best rating among qualified quarterbacks in the NFL last season... Finished with 207 completions on 308 attempts (67.2%), 16 touchdowns and four interceptions.

2022 (WITH SF): Made 10 starts with San Francisco in 2022 before suffering a season-ending injury... Posted a 7-3 record with a 103.0 passer rating, the third best rating among qualified quarterbacks in the NFL last season... Finished with 207 completions on 308 attempts (67.2%), 16 touchdowns and four interceptions... **(9/18) vs. Sea.:** Registered one touchdown through the air and one touchdown on the ground, marking the third time in his career that he both threw for at least one touchdown and rushed for at least one touchdown in a single game... **(10/16) at Atl.:** Completed 29-of-41 attempts (70.7%) for 296 yards and two touchdowns... With his 296 yards and two touchdowns, passed QB Colin Kaepernick for 7th all-time in passing yards and passing touchdowns in franchise history... **(10/23) vs. KC:** Notched 303 yards and two touchdowns, his 11th career game with 300+ passing yards... **(10/30) at LAR:** Earned a 132.5 passer rating off of 235 yards and two touchdowns... **(11/13) vs. LAC:** Completed 19-of-28 attempts (67.9%) for 240 yards and with 5 carries for 3 yards and one touchdown, his second rushing touchdown of the season and seventh of his career... **(11/21) at Ari.:** Notched 228 yards and four touchdowns on 29 attempts... His four touchdowns tied his career high and his fourth career game with 4+ passing touchdowns... **(11/27) vs. NO:** Completed 26-of-37 passing attempts (70.3%) for 222 yards and one touchdown for a 94.7 passer rating... His touchdown passed QB Alex Smith for the 6th-most all-time in franchise history (82).

2021 (WITH SF): Started 15 games and completed 301-of-441 attempts (68.3%) for 3,810 yards and 20 touchdowns to go along with 38 carries for 51 yards and three touchdowns... Started all three postseason games, leading the 49ers to an NFC Championship appearance and completed 43-of-74 attempts for 535 yards and two touchdowns to go along with two rushes for five yards... **(9/12) at Det.:** Completed 17-of-25 attempts (68.0%) for 314 yards, one touchdown and a QB rating of 124.2, marking his 6th-career 300-yard game... **(9/19) at Phi.:** Completed 22-of-30 passes (73.3%) for 189 yards and one touchdown for a 100.6 passer rating... Also registered a career-high 11 rushing attempts for 20 yards and one touchdown marking the third rushing touchdown of his career and first since 2019 (10/13 at LAR)... **(10/31) at Chi.:** Completed 17-of-28 passing attempts (60.7%) for 322 yards... Also rushed five times for four yards including two touchdown runs (5-yards. and 2-yards), becoming the first 49ers QB to rush for multiple touchdowns in a game since QB Colin Kaepernick, Oct. 27, 2013, at Jacksonville... He also became the first 49ers QB to throw for 300-or-more yards and rush for two touchdowns in a game since QB Jeff Garcia, Dec. 10, 2000 vs. New Orleans... Gave him a single season career-high three rushing touchdowns on the season... **(11/7) vs. Ari.:** Completed 28-of-40 attempts (70.0%) for 326 yards, two touchdowns, one interception, and a QB rating of 100.6, marking his third game of the season with 300-or-more passing yards and the 8th of his career... Also marked the second time in his career he threw for 300-or-more yards in consecutive weeks... His eight career games with 300-or-more passing yards ranked fourth in franchise history... **(11/15) vs. LAR:** Notched 15 completions on 19 attempts (78.9%) for 182 yards, two touchdowns

and a QB rating of 141.7, the second highest of his career (min. 10 att.)...**(11/21) at Jac.**: Completed 16-of-22 attempts (72.7%) for 176 yards, two touchdowns, and a passer rating of 126.3...With the performance, Garoppolo eclipsed 10,000 career passing yards...**(12/12) at Cin.**: Completed 27-of-41 passing attempts (65.7%) for 296 yards and two touchdowns...With his 296 passing yards, he became one of eight QBs to surpass 10,000 passing yards as a member of the 49ers and did so in the fewest games in franchise history...**(12/19) vs. Atl.**: Completed 18-of-23 attempts (78.3%) for 235 yards, one touchdown and a QB rating of 123.7...His 235 passing yards allowed him to surpass 3,000 yards on the season, marking his second season with at least 3,000 passing yards (2019 – 3,978)...He also became just the sixth QB in 49ers history to register multiple seasons with 3,000-or-more passing yards...**(1/9/22) at LAR.**: Completed 23-of-32 passing attempts (71.9%) for 316 yards and one touchdown, his fifth game this season with 300+ passing yards and the 10th of his career (fourth in franchise history)...**Postseason: (1/16/22) at Dal.**: Threw for 172 yards on 16-of-25 completions (64.0%)...**(1/22/22) at GB.**: Completed 6-of-8 passes (75.0%) for 77 yards and a 104.7 passer rating...**(1/30/22) at LAR.**: Completed 16-of-30 attempts in the NFC conference Championship for a postseason career-high 232 yards and two touchdowns, including a postseason career-long 44-yard completion to WR Deebo Samuel.

2020 (WITH SF): Started six games and completed 94 of 140 attempts for 1,096 yards and seven touchdowns before suffering a season-ending ankle injury...**(9/13) vs. Ari.**: Connected with RB Raheem Mostert on a 76-yard touchdown pass, the longest pass of his career at the time and finished with 259 yards, two touchdowns and a 103.0 passer rating...**(9/20) at NYJ.**: Finished the game completing 14-of-16 attempts (87.5 pct.) for 131 yards and two touchdowns (140.4 rating)...His 87.5 completion percentage was the highest of his career...**(10/18) vs. LAR.**: Completed 23-of-33 attempts (69.7%) for 268 yards, three touchdowns, and a QB rating of 124.3...Threw three touchdown passes in the first half, marking the third time he had done so in his career and first time since 2019.

2019 (WITH SF): Started all 16 games for the first time in his career and registered single-season career-highs in attempts (476), completions (329), yards (3,978), touchdowns (27), rushes (46) and rushing yards (62)...Became the fourth QB in franchise history with at least 3,978 passing yards on a season...Started all three postseason games, including an appearance in Super Bowl LIV, totaling 427 yards and two touchdowns in the postseason...Generated four game-winning drives in the 4th quarter or overtime in 2019, the third-most in the NFL on the season (Josh Allen, Buf. – 5; Russell Wilson, Sea. – 5)...**(9/15) at Cin.**: Completed 17-of-25 attempts (68.0%) for 296 yards, three touchdowns and a passer rating of 131.2...His three touchdown passes tied a then-career high...**(10/13) at LAR.**: Registered a one-yard touchdown run, the second rushing touchdown of his career, while completing 24-of-33 attempts (72.7%) for 243 yards...**(10/31) at Ari.**: Connected on 28-of-37 attempts (75.7%) for 317 yards and a then career-high four touchdowns...His four touchdown passes were the most by a member of the 49ers since QB Colin Kaepernick's four on Dec. 16, 2012 at NE...**(11/17) vs. Ari.**: Completed 34-of-45 attempts (75.6%) for a career-high 424 yards, a career-tying four touchdowns and a QB rating of 115.4...When trailing 23-26 with 2:12 left in the game, he led the offense on an eight-play, 65-yard touchdown drive that was capped off by a 25-yard touchdown pass to RB Jeff Wilson Jr., which marked his 2nd game-winning touchdown pass on the season...With 424 yards and four touchdowns, he joined Hall of Fame QBs Joe Montana and Steve Young as the only QBs in franchise history to throw for over 400 yards and four touchdowns in a single game...**(11/24) vs. GB.**: Completed 14-of-20 attempts (70.0%) for 253 yards, two touchdowns and a career-high QB rating of 145.8...Also tied his then career-long pass with a 61-yard touchdown throw to TE George Kittle...**(12/8) at NO.**: Completed 26-of-35 attempts (74.3%) for 349 yards and four touchdowns with a passer rating of 131.7...Connected on a 75-yd. TD pass to WR Emmanuel Sanders, logging a new career-long touchdown pass...Marked his third 300-yard game on the season and his four touchdown passes tied his career high...Also engineered his third fourth-quarter comeback of the season as he led the team on a seven-play, 63-yard drive to set up the game-winning 30-yard field goal by K Robbie Gould.

2018 (WITH SF): Started the first three games of the season before being placed on IR with an ACL injury...Completed 53-of-89 attempts (59.6%) on the season for 718 yards, five touchdowns and a QB rating of 90.0...**(9/16) vs. Det.**: Completed 18-of-26 attempts (69.2%) for 206 yards, two touchdowns, and a 118.4 QB rating...His 118.4 QB rating was his highest as a member of the 49ers and the second-highest of his career (min. 10 attempts).

2017 (WITH NE AND SF): Started the 2017 season with New England before being traded to San Francisco in Week 9...Went on to play in six games (five starts) with the 49ers and completed 120-of-178 attempts for 1,560 yards, seven touchdowns, five interceptions and a QB rating of 96.2...Added 15 rushing attempts for 11 yards and one touchdown...Set the franchise record for the most passing yards (1,542) in his first five starts with the team...**(11/26) vs. Sea.**: Threw a 10-yd. TD pass to WR Louis Murphy, his first touchdown pass with the 49ers...**(12/3) at Chi.**: In his first start with the 49ers, completed 26-of-37 attempts (70.3%) for a then career-high 293 yards, setting the franchise record for most passing yards by a player in his first start with the team...**(12/10) at Hou.**: Completed 20-of-33 (60.6%) attempts for a then career-high 334 yards and one touchdown, including a career-long 61-yard completion to TE Garrett Celek...Became the third 49ers QB since the merger in 1970 to win each of his first two road starts since QB Elvis Grbac won each of his first four road starts from 1995-96 and QB Jim Plunkett won his first three starts on the road in 1976...**(12/17) vs. Ten.**: Finished the game completing 31-of-43 attempts (72.1%) for a career-high 381 yards, one touchdown, and a QB rating of 106.8...**(12/24) vs. Jac.**: Completed 21-of-30 attempts (70.0%) for 242 yards, two touchdowns, and a QB rating of 102.4...He also scored the first rushing touchdown of his career on a one-yard run on the first drive of the game...His 102.4 QB rating was the highest against the Jaguars defense in 2017.

2016 (WITH NE): Appeared in six games (two starts) and completed 43-of-63 pass attempts (68.3%) for 502 yards and four touchdowns...**(9/11) at Ari.**: Made his first career NFL start, going 24-for-33 (72.7%) for 264 yards, one touchdown and a passer rating of 106.1...Also rushed for 12 yards on four carries...**(9/18) vs. Mia.**: Completed 18-of-26 pass attempts (69.2%) for 232 yards and a career-high three touchdowns...Finished the game with a 135.4 passer rating.

2015 (WITH NE): Saw action in five regular season contests as a reserve and completed one pass on four attempts for six yards...**(1/3/16) at Mia.**: Came in as a reserve and completed one pass for six yards.

2014 (WITH NE): Appeared in six regular season games in relief of Patriots QB Tom Brady, completing 19-of-27 passes (70.4%) for 182 yards and one touchdown...**(9/29) at KC.**: Made his NFL debut, completing 6-of-7 passes for 70 yards and his first career touchdown pass...**(12/28) vs. Buf.**: Played the entire second half of the season finale, completing 10 of 17 passes for 90 yards...Also rushed four times for 16 yds.

COLLEGE: Started all 45 games that he appeared in for Eastern Illinois, where he completed 1,047-of-1,668 pass attempts (62.8%) for 13,151 yards, 118 touchdowns, and 51 interceptions... Also added eight rushing touchdowns on 260 carries... Generated 13,089 yards in total offense in his career and was responsible for 126 touchdowns... Also handled some punting duties, kicking 9 times for 287 yds. (31.9 avg)... Finished sixth in Football Championship Subdivision annals with 118 touchdown passes and seventh with 13,151 yards passing... Set the Ohio Valley Conference (OVC) records in completions (1,047), yards (13,151) and touchdowns (118)... As a senior in 2013, was the Walter Payton Award winner, named FCS ADA National Offensive Player of the Year, was a Consensus First-Team All-American and was the OVC Male Athlete of the Year... That season, he appeared in 14 games and completed 375-of-568 passes (66.0%) for 5,050 yards and 53 touchdowns... He also broke Tony Romo's single season and career passing records... In 2012, he earned Second-Team All-OVC Honors after going 331-of-540 for 3,823 yards and 31 touchdown passes... Started all 11 games as a sophomore, throwing for 2,644 yards and 20 touchdowns on 217-of-349 passing (62.2%)... In 2010, started the final eight games of the season, passing for 1,639 yards and 14 touchdowns, earning All-Ohio Valley Conference Newcomer Team honors.

PERSONAL: Attended Rolling Meadows (IL) HS and passed for 1,888 yards and 16 touchdowns as a senior, earning northwest suburban all-area honors... Also rushed for 563 yards and seven touchdowns, helping to lead his team to mid-suburban east league championships and IHSA Class 7A playoff berth... As a junior, passed for 2,072 yards and 18 touchdowns while completing 152-of-253 (60.1%) passes and ran for 552 yards and seven touchdowns.

SINGLE-GAME HIGHS: PASSING: Attempts – 46, 11/11/19 vs. Sea. Completions – 34, 11/17/19 vs. Ari. Yards – 424, 11/17/19 vs. Ari. Long – 83, 10/31/21 at Chi. Touchdowns – 4, four times; last: 11/21/22 at Ari. Interceptions – 3, 9/9/18 at Min. Rating – 145.8, 11/24/19 vs. GB. RUSHING: Attempts – 11: 9/19/21 at Phi. Yards – 23, 9/23/18 at KC. Long – 13, 9/23/18 at KC. Touchdowns – 2, 10/31/21 at Chi.

JIMMY GAROPPOLO'S CAREER STATISTICS

Year	Team	GP	GS	PASSING										RUSHING					
				Att.	Cmp.	Yds.	Pct.	Yds./Att.	TD	INT	Lg.	Sk./Lst.	Rtng.	Att.	Yds.	Avg.	Lg.	TD	
2014	New England	6	0	27	19	182	70.4	6.7	1	0	37	5/36	101.2	10	9	0.9	9	0	
2015	New England	5	0	4	1	6	25.0	1.5	0	0	6	0/0	39.6	5	-5	-1.0	-1	0	
2016	New England	6	2	63	43	502	68.3	8.0	4	0	37†	3/15	113.3	10	6	0.6	10	0	
2017	NE/SF	6	5	178	120	1,560	67.4	8.8	7	5	61	8/57	96.2	15	11	0.7	8	1	
2018	San Francisco	3	3	89	53	718	59.6	8.1	5	3	56	13/97	90.0	8	33	4.1	13	0	
2019	San Francisco	16	16	476	329	3,978	69.1	8.4	27	13	75†	36/237	102.0	46	62	1.3	11	1	
2020	San Francisco	6	6	140	94	1,096	67.1	7.8	7	5	76†	11/77	92.4	10	25	2.5	9	0	
2021	San Francisco	15	15	441	301	3,810	68.3	8.6	20	12	83	29/201	98.7	38	51	1.3	7	3	
2022	San Francisco	11	10	308	207	2,437	67.2	7.9	16	4	57†	18/100	103.0	23	33	1.4	6	2	
Totals		74	57	1,726	1,167	14,289	67.6	8.3	87	42	83	123/820	99.6	165	225	1.4	13	7	
Postseason																			
2014	New England	1	0	0	0	0	0.0	0.0	0	0	0	0/0	0.0	0	0	0.0	0	0	
2019	San Francisco	3	3	58	37	427	63.8	7.4	2	3	30	4/26	75.9	10	1	0.1	3	0	
2021	San Francisco	3	3	74	43	535	58.1	7.2	2	3	44†	4/25	72.7	2	5	2.5	4	0	
Totals		7	6	132	80	962	60.6	7.3	4	6	44†	8/51	74.1	12	6	0.5	4	0	

JIMMY GAROPPOLO GAME-BY-GAME

2022, SAN FRANCISCO (13-4)

Date	Opp.	W/L	GP/GS	PASSING										RUSHING					
				Att.	Cmp.	Yds.	Pct.	Yds./Att.	TD	INT	Lg.	Sk./Lst.	Rtng.	Att.	Yds.	Avg.	Lg.	TD	
9/11	at Chi.	L		(DID NOT PLAY)															
9/18	Sea.	W	1/0	21	13	154	61.9	7.3	1	0	38†	1/0	100.1	4	5	1.3	3	1	
9/25	at Den.	L	1/1	29	18	211	62.1	7.3	1	1	32	4/32	81.3	1	0	0.0	0	0	
10/3	LAR	W	1/1	27	16	239	59.3	8.9	1	0	57†	0/0	100.7	1	3	3.0	3	0	
10/9	at Car.	W	1/1	30	18	253	60.0	8.4	2	0	32	2/9	109.4	1	-1	-1.0	-1	0	
10/16	at Atl.	L	1/1	41	29	296	70.7	7.2	2	2	27	0/0	87.0	3	11	3.7	6	0	
10/23	KC	L	1/1	37	25	303	67.6	8.2	2	1	34	5/26	99.3	2	2	1.0	3	0	
10/30	at LAR	W	1/1	25	21	235	84.0	9.4	2	0	56	3/12	132.5	1	3	3.0	3	0	
11/13	LAC	W	1/1	28	19	240	67.9	8.6	0	0	33	1/10	94.3	5	3	0.6	2	1	
11/21	at Ari.	W	1/1	29	20	228	69.0	7.9	4	0	39†	0/0	131.9	1	3	3.0	3	0	
11/27	NO	W	1/1	37	26	222	70.3	6.0	1	0	27	1/1	94.7	4	4	1.0	3	0	
12/4	Mia.	W	1/1	4	2	56	50.0	14.0	0	0	33	1/10	95.8	0	0	-	-	0	
12/11	TB	W		(INACTIVE - FOOT)															
12/15	at Sea.	W		(INACTIVE - FOOT)															
12/24	Was.	W		(INACTIVE - FOOT)															
1/1/23	at LV	W		(INACTIVE - FOOT)															
1/8/23	Ari.	W		(INACTIVE - FOOT)															
Totals			11/10	308	207	2,437	67.2	7.9	16	4	57†	18/100	103.0	23	33	1.4	6	2	
Postseason																			
1/14/23	Sea.	W		(INACTIVE - FOOT)															
1/22/23	Dal.	W		(INACTIVE - FOOT)															
1/29/23	at Phi.	L		(INACTIVE - FOOT)															
Totals			0/0	0	0	0	-	-	0	0	-	0/0	-	0	0	-	-	0	

JIMMY GAROPPOLO GAME-BY-GAME

2021, SAN FRANCISCO (10-7)

Date	Opp.	W/L	GP/GS	PASSING										RUSHING					
				Att.	Cmp.	Yds.	Pct.	Yds./Att.	TD	INT	Lg.	Sk./Lst.	Rtng.	Att.	Yds.	Avg.	Lg.	TD	
9/12	at Det.	W	1/1	25	17	314	68.0	12.6	1	0	79t	1/8	124.2	3	2	0.7	3	0	
9/19	at Phi.	W	1/1	30	22	189	73.3	6.3	1	0	40	0/0	100.6	11	20	1.8	7	1	
9/26	GB	L	1/1	40	25	257	62.5	6.4	2	1	39	4/26	87.2	1	4	4.0	4	0	
10/3	Sea.	L	1/1	23	14	165	60.9	7.2	1	1	26	1/7	79.1	0	0	-	-	0	
10/10	at Ari.	L		(INACTIVE - CALF)															
10/24	Ind.	L	1/1	27	16	181	59.3	6.7	1	2	29	2/12	60.9	2	0	0.0	1	0	
10/31	at Chi.	W	1/1	28	17	322	60.7	11.5	0	0	83	0/0	100.6	5	4	0.8	5t	2	
11/7	Ari.	L	1/1	40	28	326	70.0	8.2	2	1	32	5/28	100.6	1	3	3.0	3	0	
11/15	LAR	W	1/1	19	15	182	78.9	9.6	2	0	40t	1/3	141.7	2	1	0.5	2	0	
11/21	at Jac.	W	1/1	22	16	176	72.7	8.0	2	0	34	2/14	126.3	2	6	3.0	3	0	
11/28	Min.	W	1/1	26	17	230	65.4	8.8	1	1	37	2/15	90.2	3	0	0.0	2	0	
12/5	at Sea.	L	1/1	30	20	299	66.7	10.0	2	2	48t	1/5	93.6	2	0	0.0	1	0	
12/12	at Cin.	W	1/1	41	27	296	65.9	7.2	2	0	25	5/41	103.3	1	3	3.0	3	0	
12/19	Atl.	W	1/1	23	18	235	78.3	10.2	1	0	36	0/0	123.7	3	4	1.3	2	0	
12/23	at Ten.	L	1/1	35	26	322	74.3	9.2	1	2	56	2/16	88.0	1	3	3.0	3	0	
1/2/22	Hou.	W		(INACTIVE - THUMB)															
1/9/22	at LAR	W	1/1	32	23	316	71.9	9.9	1	2	43	3/26	87.5	1	1	1.0	1	0	
Totals			15/15	441	301	3,810	68.3	8.6	20	12	83	29/201	98.7	38	51	1.3	7	3	
Postseason																			
1/16/22	at Dal.	W	1/1	25	16	172	64.0	6.9	0	1	37	0/0	67.4	1	1	1.0	1	0	
1/22/22	at GB	W	1/1	19	11	131	57.9	6.9	0	1	24	4/25	57.1	0	0	-	-	0	
1/30/22	at LAR	L	1/1	30	16	232	53.3	7.7	2	1	44t	0/0	87.1	1	4	4.0	4	0	
Totals			3/3	74	43	535	58.1	7.2	2	3	44t	4/25	72.7	63	81	1.3	4	5	

2020, SAN FRANCISCO (6-10)

Date	Opp.	W/L	GP/GS	PASSING										RUSHING				
				Att.	Cmp.	Yds.	Pct.	Yds./Att.	TD	INT	Lg.	Sk./Lst.	Rtng.	Att.	Yds.	Avg.	Lg.	TD
9/13	Ari.	L	1/1	33	19	259	57.6	7.8	2	0	76t	3/16	103.0	1	9	9.0	9	0
9/20	at NYJ	W	1/1	16	14	131	87.5	8.2	2	0	18t	1/8	140.4	0	0	-	-	0
9/27	at NYG	W		(INACTIVE - ANKLE)														
10/4	Phi.	L		(INACTIVE - ANKLE)														
10/11	Mia.	L	1/1	17	7	77	41.2	4.5	0	2	20	3/23	15.7	0	0	-	-	0
10/18	LAR	W	1/1	33	23	268	69.7	8.1	3	0	44t	0/0	124.3	4	8	2.0	6	0
10/25	at NE	W	1/1	25	20	277	80.0	11.1	0	2	35	1/7	79.5	1	4	4.0	4	0
11/1	at Sea.	L	1/1	16	11	84	68.8	5.3	0	1	19	3/23	55.2	4	4	1.0	3	0
11/5	GB	L		(RESERVE/INJURED LIST - ANKLE)														
11/15	at NO	L		(RESERVE/INJURED LIST - ANKLE)														
11/29	at LAR	W		(RESERVE/INJURED LIST - ANKLE)														
12/7	Buf.	L		(RESERVE/INJURED LIST - ANKLE)														
12/13	Was.	L		(RESERVE/INJURED LIST - ANKLE)														
12/20	at Dal.	L		(RESERVE/INJURED LIST - ANKLE)														
12/26	at Ari.	W		(RESERVE/INJURED LIST - ANKLE)														
1/3/21	Sea.	L		(RESERVE/INJURED LIST - ANKLE)														
Totals			6/6	140	94	1,096	67.1	7.8	7	5	76t	11/77	92.4	10	25	2.5	9	0

JIMMY GAROPPOLO GAME-BY-GAME

2019, SAN FRANCISCO (13-3)

Date	Opp.	W/L	GP/GS	PASSING										RUSHING				
				Att.	Cmp.	Yds.	Pct.	Yds./Att.	TD	INT	Lg.	Sk./Lst.	Rtng.	Att.	Yds.	Avg.	Lg.	TD
9/8	at TB	W	1/1	27	18	166	66.7	6.1	1	1	39t	1/8	80.2	2	-2	-1.0	-1	0
9/15	at Cin.	W	1/1	25	17	296	68.0	11.8	3	1	39t	0/0	131.0	4	8	2.0	9	0
9/22	Pit.	W	1/1	32	23	277	71.9	8.7	1	2	27	1/9	82.4	6	3	0.5	2	0
10/7	Cle.	W	1/1	29	20	181	69.0	6.2	2	0	22t	2/10	108.5	4	-3	-0.8	0	0
10/13	at LAR	W	1/1	33	24	243	72.7	7.4	0	1	45	2/11	80.7	5	4	0.8	4	1
10/20	at Was.	W	1/1	21	12	151	57.1	7.2	0	1	40	2/5	59.8	4	20	5.0	11	0
10/27	Car.	W	1/1	22	18	175	81.8	8.0	2	1	29	3/19	111.2	0	0	-	-	0
10/31	at Ari.	W	1/1	37	28	317	75.7	8.6	4	0	32	1/7	136.9	3	2	0.7	4	0
11/11	Sea.	L	1/1	46	24	248	52.2	5.4	1	1	30	5/33	66.2	2	1	0.5	2	0
11/17	Ari.	W	1/1	45	34	424	75.6	9.4	4	2	57	2/16	115.4	1	7	7.0	7	0
11/24	GB	W	1/1	20	14	253	70.0	12.7	2	0	61t	3/26	145.8	2	1	0.5	1	0
12/1	at Bal.	L	1/1	21	15	165	71.4	7.9	1	0	33t	2/8	110.2	3	5	1.7	3	0
12/8	at NO	W	1/1	35	26	349	74.3	10.0	4	1	75t	3/30	131.7	2	1	0.5	2	0
12/15	Atl.	L	1/1	34	22	200	64.7	5.9	1	0	29	1/7	90.3	2	6	3.0	3	0
12/21	LAR	W	1/1	27	16	248	59.3	9.2	1	2	46	6/33	71.2	4	5	1.3	7	0
12/29	at Sea.	W	1/1	22	18	285	81.8	13.0	0	0	49	2/15	118.8	2	4	2.0	2	0
Totals			16/16	476	329	3,978	69.1	8.4	27	13	75t	36/237	102.0	46	62	1.3	11	1
Postseason																		
1/11/20	Min.	W	1/1	19	11	131	57.9	6.9	1	1	22	2/9	74.7	4	0	0.0	2	0
1/19/20	GB	W	1/1	8	6	77	75.0	9.6	0	0	30	1/8	104.7	4	-1	-0.3	2	0
2/2/20	at KC	L	1/1	31	20	219	64.5	7.1	1	2	26	1/9	69.2	2	2	1.0	3	0
Totals			3/3	58	37	427	63.8	7.4	2	3	30	4/26	75.9	10	1	0.1	3	0

2018, SAN FRANCISCO (4-12)

Date	Opp.	W/L	GP/GS	PASSING										RUSHING				
				Att.	Cmp.	Yds.	Pct.	Yds./Att.	TD	INT	Lg.	Sk./Lst.	Rtng.	Att.	Yds.	Avg.	Lg.	TD
9/9	at Min.	L	1/1	33	15	261	45.5	7.9	1	3	56	3/24	45.1	2	6	3.0	4	0
9/16	Det.	W	1/1	26	18	206	69.2	7.9	2	0	55	6/50	118.4	3	4	1.3	5	0
9/23	at KC	L	1/1	30	20	251	66.7	8.4	2	0	35t	4/23	114.7	3	23	7.7	13	0
9/30	at LAC	L																
10/7	Ari.	L																
10/15	at GB	L																
10/21	LAR	L																
10/28	at Ari.	L																
11/1	Oak.	W																
11/12	NYG	L																
11/25	at TB	L																
12/2	at Sea.	L																
12/9	Den.	W																
12/16	Sea.	W																
12/23	Chi.	L																
12/30	at LAR	L																
Totals			3/3	89	53	718	59.6	8.1	5	3	56	13/97	90.0	8	33	4.1	13	0

JIMMY GAROPPOLO GAME-BY-GAME

2017, NEW ENGLAND/SAN FRANCISCO

Date	Opp.	W/L	GP/GS	Att.	Comp.	Yds.	Pct.	PASSING					Rtng.	RUSHING						
								Yds./Att.	TD	INT	Lg.	Sk./Lst.		Att.	Yds.	Avg.	Lg.	TD		
9/7	KC*	L						(DID NOT PLAY)												
9/17	at NO*	L						(DID NOT PLAY)												
9/24	Hou.*	L						(DID NOT PLAY)												
10/1	Car.*	L						(DID NOT PLAY)												
10/5	at TB*	L						(DID NOT PLAY)												
10/15	at NYJ*	L						(DID NOT PLAY)												
10/22	Atl.*	L						(DID NOT PLAY)												
10/29	LAC*	L						(DID NOT PLAY)												
11/5	Ari.	L						(DID NOT PLAY)												
11/12	NYG	W						(DID NOT PLAY)												
11/26	Sea.	L	1/0	2	2	18	100.0	9.0	1	0	10t	0/0	143.8	1	4	4.0	4	0		
12/3	at Chi.	W	1/1	37	26	293	70.3	7.9	0	1	33	2/15	82.4	4	8	2.0	8	0		
12/10	at Hou.	W	1/1	33	20	334	60.6	10.1	1	1	61	2/20	92.2	5	-3	-0.6	4	0		
12/17	Ten.	W	1/1	43	31	381	72.1	8.9	1	0	54	3/18	106.8	0	0	-	-	0		
12/24	Jac.	W	1/1	30	21	242	70.0	8.1	2	1	44	1/4	102.4	3	3	1.0	3	1		
12/31	at LAR	W	1/1	33	20	292	60.6	8.8	2	2	44	0/0	84.4	2	-1	-0.5	0	0		
Totals			6/5	178	120	1,560	67.4	8.8	7	5	61	8/57	96.2	15	11	0.7	8	1		

*w/NE

2016, NEW ENGLAND (14-2)

Date	Opp.	W/L	GP/GS	Att.	Comp.	Yds.	Pct.	PASSING					Rtng.	RUSHING					
								Yds./Att.	TD	INT	Lg.	Sk./Lst.		Att.	Yds.	Avg.	Lg.	TD	
9/11	at Ari.	W	1/1	33	24	264	72.7	8.0	1	0	37t	2/7	106.1	4	12	3.0	10	0	
9/18	Mia.	W	1/1	26	18	232	69.2	8.9	3	0	26	0/0	135.4	0	0	-	-	0	
9/22	Hou.	W						(INACTIVE - SHOULDER)											
10/2	Buf.	L						(INACTIVE - SHOULDER)											
10/9	at Cle.	W	1/0	1	0	0	0.0	0.0	0	0	-	0/0	39.6	2	-3	-1.5	-1	0	
10/16	Cin.	W						(DID NOT PLAY)											
10/23	at Pit.	W						(DID NOT PLAY)											
10/30	at Buf.	W	1/0	0	0	0	-	-	0	0	-	1/8	-	1	-1	-1.0	-1	0	
11/13	Sea.	L						(DID NOT PLAY)											
11/20	at SF	W						(DID NOT PLAY)											
11/27	at NYJ	W						(DID NOT PLAY)											
12/4	LAR	W						(DID NOT PLAY)											
12/12	Bal.	W						(DID NOT PLAY)											
12/18	at Den.	W						(DID NOT PLAY)											
12/24	NYJ	W	1/0	2	1	6	50.0	3.0	0	0	6	0/0	56.3	3	-2	-0.7	0	0	
1/1/17	at Mia.	W	1/0	1	0	0	0.0	0.0	0	0	-	0/0	-	0	0	-	-	0	
Totals			6/2	63	43	502	68.3	8.0	4	0	37t	3/15	113.3	10	6	0.6	10	0	
Postseason																			
1/14/17	Hou.	W						(DID NOT PLAY)											
1/22/17	Pit.	W						(DID NOT PLAY)											
2/5/17	at Atl.	W						(DID NOT PLAY)											
Totals			0/0	0	0	0	-	-	0	0	-	0/0	-	0	0	-	-	0	

JIMMY GAROPPOLO GAME-BY-GAME

2015, NEW ENGLAND PATRIOTS (12-4)

Date	Opp.	W/L	GP/GS	Att.	Comp.	Yds.	Pct.	PASSING					Rtng.	RUSHING						
								Yds./Att.	TD	INT	Lg.	Sk./Lst.		Att.	Yds.	Avg.	Lg.	TD		
9/10	Pit.	W						(DID NOT PLAY)												
9/20	at Buf.	W						(DID NOT PLAY)												
9/27	Jac.	W	1/0	0	0	0	-	-	0	0	-	0/0	-	2	-2	-1.0	-1	0		
10/11	at Dal.	W	1/0	0	0	0	-	-	0	0	-	0/0	-	2	-2	-1.0	-1	0		
10/18	at Ind.	W						(DID NOT PLAY)												
10/25	NYJ	W						(DID NOT PLAY)												
10/29	Mia.	W	1/0	0	0	0	-	-	0	0	-	0/0	-	0	0	-	-	0		
11/8	Was.	W	1/0	0	0	0	-	-	0	0	-	0/0	-	1	-1	-1.0	-1	0		
11/15	at NYG	W						(DID NOT PLAY)												
11/23	Buf.	W						(DID NOT PLAY)												
11/29	at Den.	L						(DID NOT PLAY)												
12/6	Phi.	L						(DID NOT PLAY)												
12/13	at Hou.	W						(DID NOT PLAY)												
12/20	Ten.	W						(DID NOT PLAY)												
12/27	at NYJ	L						(DID NOT PLAY)												
1/3/16	at Mia.	L	1/0	4	1	6	25.0	1.5	0	0	6	0/0	39.6	0	0	-	-	0		
Totals			5/0	4	1	6	25.0	1.5	0	0	6	0/0	39.6	5	-5	-1.0	-1	0		
Postseason																				
1/16/16	KC	W						(DID NOT PLAY)												
1/24/16	at Den.	L						(DID NOT PLAY)												
Totals			0/0	0	0	0	-	-	0	0	-	0/0	-	0	0	-	-	0		

2014, NEW ENGLAND (12-4)

Date	Opp.	W/L	GP/GS	Att.	Comp.	Yds.	Pct.	PASSING					Rtng.	RUSHING					
								Yds./Att.	TD	INT	Lg.	Sk./Lst.		Att.	Yds.	Avg.	Lg.	TD	
9/7	at Mia.	L						(DID NOT PLAY)											
9/14	at Min.	W						(DID NOT PLAY)											
9/21	Oak.	W						(DID NOT PLAY)											
9/29	at KC	L	1/0	7	6	70	85.7	10.0	1	0	37	1/6	147.9	0	0	-	-	0	
10/5	Cin.	W	1/0	0	0	0	-	-	0	0	-	0/0	-	3	-4	-1.3	-1	0	
10/12	at Buf.	W						(DID NOT PLAY)											
10/16	NYJ	W						(DID NOT PLAY)											
10/26	Chi.	W	1/0	3	3	22	100.0	7.3	1	0	17	1/11	97.2	1	-1	-1.0	-1	0	
11/2	Den.	W						(DID NOT PLAY)											
11/16	at Ind.	W	1/0	0	0	0	-	-	0	0	-	0/0	-	2	-2	-1.0	-1	0	
11/23	Det.	W						(DID NOT PLAY)											
11/30	at GB	L						(DID NOT PLAY)											
12/7	at SD	W						(DID NOT PLAY)											
12/14	Mia.	W	1/0	0	0	0	-	-	0	0	-	0/0	-	0	0	-	-	0	
12/21	at NYJ	W						(DID NOT PLAY)											
12/28	Buf.	L	1/0	17	10	90	58.8	5.3	0	0	20	3/19	73.2	4	16	4.0	9	0	
Totals			6/0	27	19	182	70.4	6.7	2	0	37	5/36	101.2	10	9	0.9	9	0	
Postseason																			
1/10/15	Bal.	W						(DID NOT PLAY)											
1/18/15	Ind.	W	1/0	0	0	0	-	-	0	0	-	0/0	-	0	0	-	-	0	
2/1/15	at Sea.	W						(DID NOT PLAY)											
Totals			1/0	0	0	0	-	-	0	0	-	0/0	-	0	-	-	0	0	



HRONISS GRASU

65

POSITION: Center
HT/WT: 6-3/301
ACQUIRED: FA-'21
BORN: 8/12/91

NFL SEASON: 7
RAIDERS SEASON: 3
COLLEGE: Oregon
HOMETOWN: Los Angeles, Calif.

TRANSACTIONS: Selected by Chicago Bears in the third round (71st overall) of the 2015 NFL Draft, May 1, 2015...Waived by Bears, Sept. 2, 2018...Signed by Baltimore Ravens as a free agent, Sept. 24, 2018...Waived by Ravens, Nov. 24, 2018...Signed by Miami Dolphins as a free agent, Dec. 12, 2018...Waived by Dolphins, Dec. 21, 2018...Signed by Tennessee Titans as a free agent, Feb. 7, 2019...Released by Titans, Aug. 31, 2019...Re-signed by Titans as a free agent, Sept. 10, 2019...Released by Titans, Oct. 10, 2019...Re-signed by Titans as a free agent, Oct. 31, 2019...Waived by Titans, Dec. 3, 2019...Claimed via waivers by Ravens, Dec. 4, 2019...Signed by San Francisco 49ers as an unrestricted free agent, Aug. 20, 2020...Released by 49ers, Sept. 5, 2020...Signed by 49ers to practice squad, Sept. 6, 2020...Signed by 49ers to active roster, Sept. 26, 2020...Signed by Las Vegas Raiders to practice squad, Oct. 25, 2021...Re-signed by Raiders as a reserve/future free agent, Jan. 17, 2022...Released by Raiders, Aug. 30, 2022...Signed by Raiders to practice squad, Aug. 31, 2022...Signed by Raiders to active roster, Dec. 10, 2022...Re-signed by Raiders as an unrestricted free agent, March 18, 2023.

CAREER: Veteran lineman enters his seventh NFL season and third with the Raiders...In 2022, played in four games with one start after signing to the Raiders' practice squad during the 2021 season...Has spent time with six teams since being drafted by the Chicago Bears in the third round (71st overall) of the 2015 NFL Draft...Played in a career-high nine games with three starts for San Francisco in 2020...Played in four games with one start from 2018-19 with Baltimore...Missed the 2016 season due to injury...Started eight games at center as a rookie for the Bears...Has played in 31 career games with 17 starts.

2022: Played in four games with one start...Spent a majority of the season on the team's practice squad before signing to the active roster on Dec. 10th...**(12/18) vs. NE:** Started at right guard and was part of a Raiders offense that recorded 308 total yards.

2021: Signed by Raiders to the practice squad following the team's Week 7 contest...**(1/2/22) at Ind.:** Activated from the practice squad but did not play.

2020 (WITH SF): Played in a career-high nine games and made three starts at center...Began season on the practice squad before being signed to the active roster on Sept. 26th...**(9/13) vs. Ari.:** Started at center in the season opener...**(10/25) at NE:** Started at center and helped the offense rush for 197 yards and four touchdowns...Blocked for RB Jeff Wilson, who recorded a 112 rushing yards and three touchdowns...**(11/1) at Sea.:** Started at center.

2019 (WITH TEN. AND BAL.): Spent most of the season with Tennessee before being claimed via waivers by Baltimore...Inactive for six games and did not play in two contests with the Titans...Signed by Ravens in December and played in one game...**(12/29) vs. Pit.:** Saw action in the season finale...Postseason: **(1/11/2020) vs. Ten.:** Active but did not play in AFC Divisional Playoff Game.

2018 (WITH BAL. AND MIA.): Played in three games with one start for Baltimore...Was inactive for four contests...**(10/21) vs. NO:** Made debut with Ravens and appeared on both offense and special teams...**(10/28) at Car.:** Started at left guard...**(11/4) vs. Pit.:** Active but did not play.

2017 (WITH CHI.): Played in six games with four starts...Inactive for six games and did not play in three contests...Started consecutive games to close out the regular season...**(9/24) vs. Pit.:** Made season debut and started at center.

2016 (WITH CHI.): Spent entire season on the Reserve/Injured list.

2015 (WITH CHI.): Started all eight games he appeared in as a rookie...Was inactive for eight games...Started six of final seven games of the regular season...**(10/11) at KC:** Made NFL debut and started at center.

COLLEGE: Appeared in and started 52 games at center over four seasons at Oregon from 2011-14...Made starts in 50 consecutive contests...Three-time Pac-12 first-team all-conference honoree...Helped Ducks lead the Pac-12 in rushing all four seasons...As a senior in 2014, started 12 games and played a prominent role for an offense that paved the way for Oregon's appearance in the College Football Playoff National Championship...Earned first-team Pac-12 all-conference honors and was named one of six finalists for the Rimington Trophy as the nation's top center for the second consecutive year...Awarded Oregon's Ed Moshofsky Trophy given to the program's outstanding offensive lineman...Earned first-team All-American honors from the Sporting News and Sports Illustrated...Received second-team All-American honors from the Associated Press...Helped Oregon rank third on the country in total offense (547.0 yards per game) and fourth in scoring offense (45.4 points per game)...As a junior in 2013, started all 13 games and anchored an offensive line that led the Pac-12 in rushing (273.5 yards per game), ranked second nationally in total offense (565.0 yards per game) and fourth in the country in scoring (45.5 points per game)...Earned first-team All-American recognition from Sports Illustrated and SB Nation...One of six finalists for the Rimington Trophy as the nation's top center...As a sophomore in 2012, started all 13 games at center...Earned first-team Pac-12 all-conference accolades and was awarded the Ed Moshofsky Trophy...Part of an offensive unit that ranked third in the country in rushing (315.2 yards per game) and second in scoring (49.5 points per game)...As a redshirt freshman in 2011, started 14 games at center and was part of an offensive unit that ranked third in the nation in scoring, fifth in rushing, and sixth in total offense...Earned All-Freshman Second Team recognition by Phil Steele Publications...Redshirted as a true freshman.

PERSONAL: Attended Crespi High School in Encino, Calif...Started on both the offensive and defensive lines...Named first-team all-area on offense by the Los Angeles Daily News in 2010...Named a All-Serra League selection in 2008...Named its pronounced huh-ROW-ness GRA-sue.

AT A GLANCE

- Originally a third-round pick (71st overall) by the Chicago Bears in the 2015 NFL Draft, has appeared in 31 career games with 17 starts.
- Has seen action for the Bears, Baltimore Ravens, Miami Dolphins, Tennessee Titans, San Francisco 49ers and Las Vegas Raiders over his six-year NFL career.
- As a senior at Oregon in 2014, earned first-team Pac-12 all-conference honors and was named one of six finalists for the Rimington Trophy as the nation's top center.

HRONISS GRASU'S GAMES PLAYED/STARTED

Year	Team	GP	GS
2015	Chicago	8	8
2016	Chicago	0	0
2017	Chicago	6	4
2018	Bal./Mia.	3	1
2019	Bal./Ten.	1	0
2020	San Francisco	9	3
2021	Las Vegas	0	0
2022	Las Vegas	4	1
Totals		31	17



TYLER HALL

37

POSITION: Cornerback
HT/WT: 5-10/190
ACQUIRED: FA-'22
BORN: 10/31/98

NFL SEASON: 4
RAIDERS SEASON: 2
COLLEGE: Wyoming
HOMETOWN: Gardena, Calif.

TRANSACTIONS: Signed by Atlanta Falcons as an undrafted free agent, April 27, 2020...Waived by Falcons, Sept. 5, 2020...Signed by Falcons to practice squad, Sept. 6, 2020...Signed by Falcons to active roster, Sept. 26, 2020...Re-signed by Falcons as an exclusive rights free agent, March 11, 2021...Waived by Falcons, Aug. 9, 2021...Claimed via waivers by Los Angeles Rams, Aug. 10, 2021...Waived by Rams, Aug. 31, 2021...Signed by Rams to practice squad, Sept. 1, 2021...Waived by Rams, Sept. 6, 2022...Signed by Las Vegas Raiders to practice squad, Oct. 11, 2022...Signed by Raiders to active roster, Nov. 29, 2022.

CAREER: Enters his fourth season in the NFL and second with the Raiders...In 2022, appeared in seven games with three starts and recorded 20 tackles, one sack and four passes defended...In 2021, was activated for three games from the practice squad, appearing primarily on special teams...As a rookie in 2020, played in nine games and recorded two tackles on defense and four special teams tackles...Has appeared in 19 career games with three starts and totaled 22 tackles on defense and four tackles on special teams.

AT A GLANCE

- Has appeared in 19 career games with three starts and totaled 22 tackles on defense and four tackles on special teams.
- In 2022, set career highs in tackles (22), sacks (one) and passes defended (four) with the Raiders.

2022: Played in seven games with three starts...Set career highs in tackles (22), sacks (one) and passes defended (four)...**(11/20) at Den.:** Tallied three tackles, one sack, one tackle for loss and one quarterback hit...His sack was the first of his career, bringing down Broncos QB Russell Wilson for a loss of 11 yards to force a punt in the fourth quarter...**(11/27) at Sea.:** Posted two tackles (one)...**(12/8) at LAR:** Recorded three tackles (two)...**(12/18) vs. NE:** Totaled three tackles (one) and one pass defended...**(12/24) at Pit.:** Compiled five tackles (three), one tackle for loss and one pass defended...**(1/1/23) vs. SF:** Notched one tackle and two passes defended...**(1/7/23) vs. KC:** Posted two tackles (one).

2021 (WITH LAR): Appeared in three games, seeing action primarily on special teams...**(9/12) vs. Chi.:** Played on special teams...**(9/26) vs. TB:** Saw action on special teams...**(10/31) at Hou.:** Played primarily on special teams.

2020 (WITH ATL): Played in nine games and recorded two tackles...Added four special teams tackles...**(10/11) vs. Car.:** Recorded one tackle on special teams...**(11/8) vs. Den.:** Notched one tackle on special teams...**(12/20) vs. TB:** Registered two tackles...Added one tackle on special teams...**(12/27) at KC:** Played on special teams and posted one tackle.

COLLEGE: Played four years at Wyoming from 2016-19, appearing in 43 games...Totaled 107 tackles (74 solo), 26 passes defended, four interceptions, four forced fumbles and one fumble recovery...As a senior in 2019, played in 12 games and recorded 37 tackles, nine passes defended, one interception and one forced fumble...Returned eight kickoffs for 267 yards (33.4 avg.)...As a junior in 2018, earned Honorable Mention All-Mountain West as a cornerback after compiling 39 tackles (28), a team-high 10 passes defended, one interception, one forced fumble and one fumble recovery...Added five kickoff returns for 112 yards (22.4 avg.)...As a sophomore in 2017, earned Honorable Mention All-Mountain West as a kick returner after returning 15 kickoff for 508 yards (33.9 avg.), including two returned for TDs...Registered 30 tackles (19), a career-high two interceptions, six passes defended and two forced fumbles...As a true freshman, appeared in seven games and tallied one tackle and one pass defended.

PERSONAL: Attended Junipero Serra High School in Gardena, Calif...As a senior, recorded 52 tackles (42 solo) and three interceptions...Hauled in seven passes for 100 yards and one touchdown on offense...Named First-Team All-Mission League...Helped lead team to a 9-3 record and an appearance in the quarterfinals of the CIF Southern Section Pac-12 Division playoffs.

ADDITIONAL STATISTICS: Special teams tackles—4 in 2020; NFL totals: 4.

SINGLE-GAME HIGHS: TACKLES: Total—6, 12/24/22 at Pit. Solo—4, 12/24/22 at Pit. Passes defended—2, 1/1/23 vs. SF.

TYLER HALL'S CAREER STATISTICS

Year	Team	GP	GS	TACKLES							INTERCEPTIONS				FUMBLES			
				Total	Solo	Asst.	Sacks	Yds.	No.	Yds.	Lg.	TD	PD	FF	FR	Yds.		
2020	Atlanta	9	0	2	2	0	0.0	0.0	0	0	-	0	0	0	0	0	0	
2021	LA Rams	3	0	0	0	0	0.0	0.0	0	0	-	0	0	0	0	0	0	
2022	Las Vegas	7	3	20	12	8	1.0	11.0	0	0	-	0	4	0	0	0	0	
Totals		19	3	22	14	8	1.0	11.0	0	0	0	0	4	0	0	0	0	

TYLER HALL GAME-BY-GAME

2022, LAS VEGAS (6-11)


Date	Opp.	W/L	GP/GS	Total	TACKLES				Yds.	INTERCEPTIONS					FUMBLES			
					Solo	Asst.	Sacks			No.	Yds.	Lg.	TD	PD	FF	FR	Yds.	
9/11	at LAC	L																
9/18	Ari.	L																
9/25	at Ten.	L																
10/2	Den.	W																
10/10	at KC	L																
10/23	Hou.	W																
10/30	at NO	L																
11/6	at Jac.	L																
11/13	Ind.	L																
11/20	at Den.	W	1/0	3	3	0	1.0	11.0	0	0	-	0	0	0	0	0	0	0
11/27	at Sea.	W	1/1	2	1	1	0.0	0.0	0	0	-	0	0	0	0	0	0	0
12/4	LAC	W																
12/8	at LAR	L	1/0	3	2	1	0.0	0.0	0	0	-	0	0	0	0	0	0	0
12/18	NE	W	1/1	3	1	2	0.0	0.0	0	0	-	0	1	0	0	0	0	0
12/24	at Pit.	L	1/0	6	4	2	0.0	0.0	0	0	-	0	1	0	0	0	0	0
1/1/23	SF	L	1/0	1	0	1	0.0	0.0	0	0	-	0	2	0	0	0	0	0
1/7/23	KC	L	1/1	2	1	1	0.0	0.0	0	0	-	0	0	0	0	0	0	0
Totals			7/3	20	12	8	1.0	11.0	0	0	-	0	4	0	0	0	0	0

2021, LOS ANGELES RAMS (12-5)

Date	Opp.	W/L	GP/GS	Total	TACKLES				Yds.	INTERCEPTIONS					FUMBLES			
					Solo	Asst.	Sacks			No.	Yds.	Lg.	TD	PD	FF	FR	Yds.	
9/12	Chi.	W	1/0	0	0	0	0.0	0.0	0	0	-	0	0	0	0	0	0	0
9/19	at Ind.	W																
9/26	TB	W	1/0	0	0	0	0.0	0.0	0	0	-	0	0	0	0	0	0	0
10/3	Ari.	L																
10/7	at Sea.	W																
10/17	at NYG	W																
10/24	Det.	W																
10/31	at Hou.	W	1/0	0	0	0	0.0	0.0	0	0	-	0	0	0	0	0	0	0
11/7	Ten.	L																
11/15	at SF	L																
11/28	at GB	L																
12/5	Jac.	W																
12/13	at Ari.	W																
12/21	Sea.	W																
12/26	at Min.	W																
1/2/22	at Bal.	W																
1/9/22	SF	L																
Totals			3/0	0	0	0	0.0	0.0	0	0	-	0	0	0	0	0	0	0
POSTSEASON																		
1/17/22	Ari.	W																
1/23/22	at TB	W																
1/30/22	SF	W																
2/13/22	at Cin.	W																
Totals			1/1	0	0	0	0.0	0.0	0	0	-	0	0	0	0	0	0	0

2020, ATLANTA (4-12)

Date	Opp.	W/L	GP/GS	TACKLES					INTERCEPTIONS				FUMBLES					
				Total	Solo	Asst.	Sacks	Yds.	No.	Yds.	Lg.	TD	PD	FF	FR	Yds.		
9/13	Sea.	L																
9/20	at Dal.	L																
9/27	Chi.	L	1/0	0	0	0	0.0	0.0	0	0	-	0	0	0	0	0	0	0
10/5	at GB	L																
10/11	Car.	L	1/0	0	0	0	0.0	0.0	0	0	-	0	0	0	0	0	0	0
10/18	at Min.	W	1/0	0	0	0	0.0	0.0	0	0	-	0	0	0	0	0	0	0
10/25	Det.	L	1/0	0	0	0	0.0	0.0	0	0	-	0	0	0	0	0	0	0
10/29	at Car.	W	1/0	0	0	0	0.0	0.0	0	0	-	0	0	0	0	0	0	0
11/8	Den.	W	1/0	0	0	0	0.0	0.0	0	0	-	0	0	0	0	0	0	0
11/22	at NO	L																
11/29	LV	W																
12/6	NO	L																
12/13	at LAC	L	1/0	0	0	0	0.0	0.0	0	0	-	0	0	0	0	0	0	0
12/20	TB	L	1/0	2	2	0	0.0	0.0	0	0	-	0	0	0	0	0	0	0
12/27	at KC	L	1/0	0	0	0	0.0	0.0	0	0	-	0	0	0	0	0	0	0
1/3/21	at TB	L																
Totals			9/0	2	2	0	0.0	0.0	0	0	-	0	0	0	0	0	0	0



JUSTIN HERRON

71

POSITION: Tackle
HT/WT: 6-5/290
ACQUIRED: T-'22 (NE)
BORN: 11/27/95

NFL SEASON: 4
RAIDERS SEASON: 2
COLLEGE: WAKE FOREST
HOMETOWN: Silver Spring, Md.

TRANSACTIONS: Selected by the New England Patriots in the sixth round (195th overall) in the 2020 NFL Draft, April 25, 2020... Acquired by the Las Vegas Raiders via trade from the Patriots, Sept. 21, 2022.

CAREER: Spent two seasons with the New England Patriots (2020-21) after being drafted in the sixth round of the 2020 NFL Draft... Has played in 29 career games with 10 starts, playing at both right and left tackle.

2022: Acquired by the Raiders ahead of the team's Week 3 contest and appeared in one game... Placed on Reserve/Injured list on Oct. 7 for the remainder of the season... (9/25) at Ten.: Active but did not play... (10/2) vs. Den.: Appeared on both offense and special teams.

2021 (WITH NE): Played in a career-high 16 games and made four starts... Started two games at right tackle and two at left tackle... (9/12) vs. Mia.: Saw action on offense after replacing Trent Brown in the first quarter... (9/19) at NYJ: Appeared in a reserve role on offense... (9/26) vs. NO: Started at right tackle... (10/3) vs. TB: Started at right tackle... (10/10) at Hou: Started at left tackle... (10/17) vs. Dal.: Started at left tackle... (10/24) vs. NYJ: Saw limited action on offense... (10/31) at LAC: Played on offense... (11/7) at Car.: Saw action on offense... (11/14) vs. Cle.: Appeared on offense... (11/18) at Atl.: Active but did not play... (11/28) vs. Ten.: Played on offense... (12/6) at Buf.: Saw action on special teams... (12/18) at Ind.: Appeared on special teams... (12/26) vs. Buf.: Played on special teams... (1/2/22) vs. Jac.: Saw action on offense... (1/9/22) at Mia.: Played tackle after replacing Isaiah Wynn in the first quarter...
Postseason: (1/15/22) at Buf.: Started at left tackle in his first career postseason game in place of an injured Isaiah Wynn.

2020 (WITH NE): Played in 12 games and started in six, including four games at left tackle, one at right tackle and one at tackle-eligible tight end... Part of an offensive line that blocked for the fourth most rushing yards (2,346) and rushing yards per game (146.6) in the NFL... Missed four games after being placed on the Reserve/Injured list on Oct. 31... (9/13) vs. Mia.: Made his NFL debut, primarily playing on special teams... (10/5) at KC: Made his first career start at right tackle... (10/18) vs. Den.: Made first career start at left tackle... (10/25) vs. SF: Saw action at right tackle... (12/10) at LAR: Started as a tackle-eligible tight end and played limited snaps on offense... (12/20) at Mia.: Started at left tackle... (12/28) vs. Buf.: Started at left tackle... (1/3/21) vs. NYJ: Started at left tackle.

COLLEGE: Spent six years at Wake Forest (2014-19) and set a school record with 51 career starts... As a senior in 2019, started all 13 games and earned third team All-ACC honors... Missed the 2018 season due to a season-long injury... Blocked for Wake Forest's record-setting offense in 2017 that set school marks for total yards and points in a season and earned third team All-ACC honors.

PERSONAL: Attended Bullis High School in Potomac, Md, where he played both offensive tackle and defensive line... Was a three-time All-Interstate Athletic Conference selection and was named All-County Gazette in 2012 and 2013, as well as the All-Sentinel team in 2012.

AT A GLANCE

- Has played in 29 career games with 10 starts during his three-year NFL career.
- In 2021, played in a career-high 16 games and made four starts during the regular season.
- As a rookie in 2020, started a career-best six games.

JUSTIN HERRON'S GAMES PLAYED/STARTED

Year	Team	GP	GS
2020	New England	12	6
2021	New England	16	4
2022	Las Vegas	1	0
Totals		29	10
POSTSEASON			
2021	New England	1	1
Totals		1	1



NATE HOBBS

39

POSITION: Cornerback
HT/WT: 6-0/195
ACQUIRED: D5-'21
BORN: 6/24/99

NFL SEASON: 3
RAIDERS SEASON: 3
COLLEGE: Illinois
HOMETOWN: Louisville, Ky.

TRANSACTIONS: Selected by Las Vegas Raiders in the fifth round (167th overall) of the 2021 NFL Draft, May 1, 2021.

CAREER: Cornerback enters his third year with the Silver and Black after being drafted 167th overall in the 2021 NFL Draft... In 2022, started all 11 games he appeared in and totaled a career-high 72 tackles (57 solo), one sack, four passes defended, one forced fumble and one fumble recovery... As a rookie in 2021, finished with 71 tackles, three tackles for loss, one sack, three passes defended and one forced fumble en route to earning a PFF All-Rookie Team selection... Career totals include 27 games played with 20 starts, totaling 143 tackles (107), six tackles for loss, two sacks, one INT, seven passes defended, two forced fumbles and one fumble recovery.

2022: Started all 11 games he appeared in and totaled a career-high 72 tackles (57 solo), one sack, four passes defended, one forced fumble and one fumble recovery... Spent six games on the Reserve/Injured List... **(9/11) at LAC:** Finished third on the team with nine total tackles (six)... Recorded a career-high two tackles for loss and added one pass defended and his first career forced fumble... **(9/18) vs. Ari:** Established a new career high with 11 tackles (nine)... **(9/25) at Ten:** Posted four tackles... **(10/2) vs. Den:** Talled three tackles, one sack, one tackle for loss and one pass defended... Registered his second career sack, taking down QB Russell Wilson for a loss of seven yards... **(10/10) at KC:** Recorded nine tackles (six)... **(12/4) vs. LAC:** Led the team with eight tackles and recovered a fumble, the first of his career... **(12/8) at LAR:** Posted a team-high nine tackles (eight)... Marked his third game of the season with 9+ tackles... **(12/18) vs. NE:** Recorded four tackles (one)... **(12/24) at Pit:** Finished with six tackles (five)... **(1/1/23) vs. SF:** Registered eight tackles (six) and one pass defended... **(1/7/23) vs. KC:** Posted one tackle.

2021: Played in 16 games with nine starts in his rookie campaign... Recorded 71 tackles (50 solo) with one sack, one INT, three passes defended and one forced fumble... Added three stops on special teams... Named to Pro Football Focus All-Rookie Team... **(9/13) vs. Bal:** Made his NFL debut, recording two tackles in the win... **(9/19) at Pit:** Tied for third on the team with six tackles (four)... **(9/26) vs. Mia:** Started in the win, recording three tackles... **(10/4) at LAC:** Recorded four tackles (two) in the contest... **(10/10) vs. Chi:** Finished with four tackles (three) and one pass defended... **(10/17) at Den:** Recorded a career-high 10 tackles (six), finishing third on the team... Added one stop on special teams... **(10/24) vs. Phi:** Finished with one tackle in the win... **(11/7) at NYG:** Started and recorded three tackles (two) and his first career sack, taking down QB Daniel Jones for a loss of five yards... Added one stop on special teams... **(11/14) vs. KC:** Started and tallied six tackles (five) and one forced fumble... **(11/21) vs. Cin:** Finished with four tackles (three)... **(11/25) at Dal:** Recorded four tackles on defense, adding one stop on special teams... **(12/5) vs. Was:** Finished with nine tackles (four), including one for loss... Recorded his first career interception and added one pass defended... **(12/12) at KC:** Recorded three tackles, all solo... **(12/26) vs. Den:** Returned to action in a limited role on special teams... **(1/2/22) at Ind:** Recorded four tackles (three) in the win, while also appearing on special teams... **(1/9/22) vs. LAC:** Finished with seven tackles (five), one tackle for loss and one pass defended... **Postseason:** **(1/15/22) at Cin:** Recorded five tackles (two) with one pass defended on defense... Added three stops on special teams.

COLLEGE: Played four years at Illinois from 2017-20, appearing in 39 career games with 34 starts... Compiled 168 tackles (110 solo), 12.5 tackles for loss, one sack, three INTs, 18 passes defended, one forced fumble and one fumble recovery during his career... As a senior, started five games and missed three contests due to injury... Totaled 31 tackles (22), one INT and three passes defended... Was named a Phil Steele Preseason All-Big Ten Third Team selection... As a junior, started all 13 games at cornerback... Recorded 67 tackles (44), including 5.5 tackles for loss, one INT, 11 passes defended and one fumble recovery... Named All-Big Ten Honorable Mention by the media... As a sophomore in 2018, played nine games with seven starts at cornerback... Totaled 22 tackles (13), including three tackles for loss, one INT and two passes defended... Added four punt returns for seven yards and two kickoff returns for 27 yards... As a freshman in 2017, played in all 12 games with 10 starts at cornerback... Tallied 48 tackles (31), one sack, two passes defended and one forced fumble... Recorded 10 kickoff returns for 223 yards and four punt returns for five yards... Was named to the BTN.com All-Freshman team... Led all players in defensive snaps... Finished seventh on the team with 48 tackles... Majored in sociology.

PERSONAL: Attended Louisville (Ky.) Male High School... Rated a three-star recruit by Scout.com... Ranked No. 15 recruit in Kentucky by 247Sports.com... Also lettered in track and field.

ADDITIONAL STATISTICS: Special Teams Tackles – 3 in 2021; NFL Totals: 3.

SINGLE-GAME HIGHS: TACKLES: Total – 11, 9/18/22 vs. Ari. Solo – 9, 9/18/22 vs. Ari. Sacks – 1, two times, last: 10/02/22 at Den. Interceptions – 1, 12/5/21 vs. Was. Passes Defended – 1, seven times; last: 1/1/23 vs. SF. Forced Fumbles – 1, two times, last: 9/11/22 vs. LAC. Fumble Recoveries – 1, 12/4/22 vs. LAC.

NATE HOBBS' CAREER STATISTICS

Year	Team	GP	GS	TACKLES					INTERCEPTIONS				FUMBLES			
				Total	Solo	Asst.	Sacks	Yds.	No.	Yds.	Lg.	TD	PD	FF	FR	Yds.
2021	Las Vegas	16	9	71	50	21	1.0	6.0	1	9	9	0	3	1	0	0
2022	Las Vegas	11	11	72	57	15	1.0	7.0	0	0	-	0	4	1	1	7
Totals		27	20	143	107	36	2.0	13.0	1	9	9	0	7	2	1	7
POSTSEASON																
2021	Las Vegas	1	0	5	2	3	0.0	0.0	0	0	-	0	1	0	0	0
Totals		1	0	5	2	3	0.0	0.0	0	0	-	0	1	0	0	0

NATE HOBBS GAME-BY-GAME

2022, LAS VEGAS (6-11)

Date	Opp.	W/L	GP/GS	TACKLES					INTERCEPTIONS				FUMBLES			
				Total	Solo	Asst.	Sacks	Yds.	No.	Yds.	Lg.	TD	PD	FF	FR	Yds.
9/11	at LAC	L	1/1	9	6	3	0.0	0.0	0	0	-	0	1	1	0	0
9/18	Ari.	L	1/1	11	9	2	0.0	0.0	0	0	-	0	0	0	0	0
9/25	at Ten.	L	1/1	4	4	0	0.0	0.0	0	0	-	0	0	0	0	0
10/2	Den.	W	1/1	3	3	0	1.0	7.0	0	0	-	0	1	0	0	0
10/10	at KC	L	1/1	9	6	3	0.0	0.0	0	0	-	0	0	0	0	0
10/23	Hou.	W		(RESERVE/INJURED LIST - HAND)												
10/30	at NO	L		(RESERVE/INJURED LIST - HAND)												
11/6	at Jac.	L		(RESERVE/INJURED LIST - HAND)												
11/13	Ind.	L		(RESERVE/INJURED LIST - HAND)												
11/20	at Den.	W		(RESERVE/INJURED LIST - HAND)												
11/27	at Sea.	W		(RESERVE/INJURED LIST - HAND)												
12/4	LAC	W	1/1	8	8	0	0.0	0.0	0	0	-	0	0	0	1	7
12/8	at LAR	L	1/1	9	8	1	0.0	0.0	0	0	-	0	1	0	0	0
12/18	NE	W	1/1	4	1	3	0.0	0.0	0	0	-	0	0	0	0	0
12/24	at Pit.	L	1/1	6	5	1	0.0	0.0	0	0	-	0	0	0	0	0
1/1/23	SF	L	1/1	8	6	2	0.0	0.0	0	0	-	0	1	0	0	0
1/7/23	KC	L	1/1	1	1	0	0.0	0.0	0	0	-	0	0	0	0	0
Totals			11/11	72	57	15	1.0	7.0	0	0	-	0	4	1	1	7

2021, LAS VEGAS (10-7)

Date	Opp.	W/L	GP/GS	TACKLES					INTERCEPTIONS				FUMBLES			
				Total	Solo	Asst.	Sacks	Yds.	No.	Yds.	Lg.	TD	PD	FF	FR	Yds.
9/13	Bal.	W	1/1	2	2	0	0.0	0.0	0	0	-	0	0	0	0	0
9/19	at Pit.	W	1/1	6	4	2	0.0	0.0	0	0	-	0	0	0	0	0
9/26	Mia.	W	1/1	3	3	0	0.0	0.0	0	0	-	0	0	0	0	0
10/4	at LAC	L	1/1	4	2	2	0.0	0.0	0	0	-	0	0	0	0	0
10/10	Chi.	L	1/0	5	3	2	0.0	0.0	0	0	-	0	1	0	0	0
10/17	at Den.	W	1/0	10	6	4	0.0	0.0	0	0	-	0	0	0	0	0
10/24	Phi.	W	1/1	1	1	0	0.0	0.0	0	0	-	0	0	0	0	0
11/7	at NYG	L	1/1	3	2	1	1.0	6.0	0	0	-	0	0	0	0	0
11/14	KC	L	1/1	6	5	1	0.0	0.0	0	0	-	0	0	1	0	0
11/21	Cin.	L	1/0	4	3	1	0.0	0.0	0	0	-	0	0	0	0	0
11/25	at Dal.	W	1/0	4	4	0	0.0	0.0	0	0	-	0	0	0	0	0
12/5	Was.	L	1/0	9	4	0	0.0	0.0	1	9	9	0	1	0	0	0
12/12	at KC	L	1/1	3	3	0	0.0	0.0	0	0	-	0	0	0	0	0
12/20	at Cle.	W		(RESERVE/COVID-19 LIST)												
12/26	Den.	W	1/0	0	0	0	0.0	0.0	0	0	-	0	0	0	0	0
1/2/22	at Ind.	W	1/1	4	3	1	0.0	0.0	0	0	-	0	0	0	0	0
1/9/22	LAC	W	1/0	7	5	2	0.0	0.0	0	0	-	0	1	0	0	0
Totals			16/9	71	50	16	1.0	6.0	1	9	9	0	3	1	0	0
POSTSEASON																
1/15/22	at Cin.	L	1/0	5	2	3	0.0	0.0	0	0	-	0	1	0	0	0
Totals			1/0	5	2	3	0.0	0.0	0	0	-	0	1	0	0	0



AUSTIN HOOPER

82

POSITION: Tight End
HT/WT: 6-4/254
ACQUIRED: UFA-'23 (Ten.)
BORN: 10/29/94

NFL SEASON: 8
RAIDERS SEASON: 1
COLLEGE: Stanford
HOMETOWN: San Ramon, Calif.

TRANSACTIONS: Selected by Atlanta Falcons in the third round (81st overall) of the 2016 NFL Draft, April 29, 2016...Signed by Cleveland Browns as an unrestricted free agent, March 18, 2020...Released by Browns, March 16, 2022...Signed by Tennessee Titans as a free agent, March 21, 2022...Signed by Las Vegas Raiders as an unrestricted free agent, March 22, 2023.

CAREER: Two-time Pro Bowl tight end enters eighth NFL season and first with the Raiders...Joins the Silver and Black after one season with the Tennessee Titans...Originally selected by the Atlanta Falcons in the third round (81st overall) of the 2016 NFL Draft and spent his first four NFL seasons with the club before signing with the Cleveland Browns in 2020 for two seasons...In 2022, saw action in all 17 games with two starts at tight end in his first season with the Titans...Ranked second on the team with 41 receptions and tied for third with 444 receiving yards...Started a career-high 16 games in 2021 and recorded 38 receptions for 345 yards with three touchdowns...In 2020, started in all 13 contests he appeared in, recording 435 yards on 46 receptions for four touchdowns...Appeared in 13 games in 2019, making 10 starts and recording 787 yards with six touchdowns...In 2018, played in 16 games and made seven starts, finishing with 660 yards and four touchdowns...Saw action in all 16 games, making eight starts and totaling three touchdowns in 2017...In 2016, played in 14 games in his rookie campaign, recording 271 yards and three touchdowns...Career totals include 3,468 yards on 339 receptions with 25 touchdowns.

AT A GLANCE

- A two-time Pro Bowler (2018-19), who has played in 105 career games with 59 starts and totaled 339 receptions for 3,468 yards and 25 TDs over seven NFL seasons.
- Ranks fourth in the NFL among tight ends with 339 receptions since the beginning of the 2016 season.
- Registered career-bests in 2019 with 75 receptions, 787 receiving yards and six TDs for the Falcons.

2022 (WITH TEN.): Appeared in 17 games with two starts at tight end in his first season with the Titans...Ranked second on the team with 41 receptions and tied for third with 444 receiving yards, while adding two touchdown catches... (9/11) vs. NYG: Posted one reception for six yards... (9/19) at Buf.: Registered his 300th career reception, a 19-yard catch in the first quarter... Became only 1-of-3 tight ends in the NFL with at least 300 receptions since 2016... (9/25) vs. LV: Caught two passes for 19 yards... (10/2) at Ind.: Registered one catch for four yards... (10/9) at Was.: Posted one reception for seven yards... (10/23) vs. Ind.: Led the team with 56 receiving yards and tied for the team lead with three receptions... (10/30) at Hou.: Caught one pass for five yards... (11/6) at KC: Led the team with two receptions for 34 yards... (11/13) vs. Den.: Tied for the team lead with five receptions for 41 yards... (11/17) at GB: Recorded four receptions for 36 yards and two TDs... Marked his second career game with multiple TDs... (11/27) vs. Cin.: Caught three passes for 30 yards... (12/4) at Phi.: Recorded three receptions for 22 yards... (12/11) vs. Jac.: Led team with 68 receiving yards on five catches... (12/18) at LAC: Posted two receptions for 33 yards... (12/24) vs. Hou.: Hauled in two passes for 20 yards... (1/7/23) at Jac.: Posted four receptions for 38 yards.

2021 (WITH CLE.): Started a career-high 16 games and finished with 38 receptions for 345 yards and three TDs... (9/12) at KC: Posted three receptions for 27 yards... (9/19) vs. Hou.: Led the team with five receptions for 40 yards... (9/26) vs. Chi.: Caught two passes for 19 yards, including a 13-yard TD catch from QB Baker Mayfield... (10/3) at Min.: Posted one catch for 11 yards... (10/10) at LAC: Caught a two-point conversion... (10/17) vs. Ari.: Recorded one reception for four yards... (10/21) vs. Den.: Posted two receptions for 42 yards... (10/31) vs. Pit.: Caught four passes for 26 yards... (11/7) at Cin.: Hauled in two passes for 14 yards... (11/14) at NE: Posted four catches for 25 yards with a two-yard TD reception in the first quarter... (11/21) vs. Det.: Recorded four receptions for 53 yards... (12/12) vs. Bal.: Recorded five receptions for 30 yards with one TD... (12/25) at GB: Posted three receptions for 26 yards... (1/9/22) vs. Cin.: Caught two passes for 14 yards.

2020 (WITH CLE.): Started in all 13 contests he appeared in and recorded 435 yards on 46 receptions with four TDs... (9/13) at Bal.: Posted two receptions for 15 yards... (9/17) vs. Cin.: Caught two passes for 22 yards... (9/27) vs. Was.: Recorded three receptions for 25 yards... (10/4) at Dal.: Posted five receptions for 34 yards with one TD... (10/11) vs. Ind.: Led the team with 57 yards on five catches... (10/18) at Pit.: Posted five receptions for 52 yards... (11/15) vs. Hou.: Caught one pass for 11 yards... (11/22) vs. Phi.: Posted three catches for 33 yards... (11/29) at Jac.: Recorded 13 yards on two receptions with one TD... (12/6) at Ten.: Posted two receptions for 24 yards... (12/20) at NYG: Registered his third touchdown of the season and finished with 41 yards on five receptions... (12/27) at NYJ: Recorded season highs in receptions (seven) and receiving yards (71)... (1/3/21) vs. Pit.: Posted four receptions for 37 yards and one TD... **Postseason:** (1/10/21) at Pit.: Registered seven receptions for 46 yards and one TD... (1/17/21) at KC: Posted two catches for 16 yards.

2019 (WITH ATL.): Appeared in 13 games with 10 starts...Recorded career highs with 75 receptions for 787 yards and six touchdowns...Earned his second consecutive Pro Bowl honors... (9/8) at Min.: Led the team with nine receptions for 77 yards...Tied the franchise record for consecutive games with 4-or-more catches by a tight end at 10 games with Hall of Famer Tony Gonzalez...Tied the franchise record for consecutive games with a receiving touchdown by a tight end (four games; tied with Tony Gonzalez' streak in 2013)... (9/15) vs. Phi.: Posted four catches for 34 yards... (9/22) at Ind.: Recorded his first career multi-touchdown game...Finished with two receptions for 66 yards and became the first TE in Falcon's history with two-or-more receiving TDs since 2013... (9/29) vs. Ten.: Registered a career-high 130 receiving yards on nine catches... (10/6) at Hou.: Posted six receptions for 56 yards... (10/13) at Ari.: Recorded his second 100-yard game of the season, finishing with 117 yards and one TD on eight receptions... (10/20) vs. LAR: Caught four passes for 46 yards and one TD... (10/27) vs. Sea.: Posted six catches for 65 yards with one TD... (11/10) at NO: Recorded 17 yards on four receptions with one TD... (12/8) vs. Car.: Posted two receptions for 32 yards... (12/15) at SF: Hauled in three passes for 20 yards... (12/22) vs. Jac.: Recorded seven receptions for 82 yards... (12/29) at TB: Finished with seven catches for 45 yards.

2018 (WITH ATL.): Played in 16 games with seven starts and recorded 71 receptions for 660 yards and four TDs...Named to the Pro Bowl for the first time in his career...**(9/6) at Phi.:** Posted three receptions for 24 yards...**(9/16) vs. Car.:** Totaled five receptions for 59 yards and one TD...**(9/23) vs. NO:** Caught three passes for 23 yards...**(9/30) vs. Cin.:** Posted one catch for 19 yards...**(10/07) at Pit.:** Registered a season-high 77 yards on nine receptions...**(10/14) vs. TB:** Tied a season-high with nine receptions...Finished with 71 yards and one TD...**(10/22) vs. NYG:** Posted three receptions for 48 yards...**(11/4) at Was.:** Caught three passes for 41 yards...**(11/11) at Cle.:** Recorded a career-high 10 receptions to go for 56 yards and one TD...**(11/18) vs. Dal.:** Hauled in four passes for 27 yards...**(11/22) at NO:** Posted five receptions for 31 yards...**(12/2) vs. Bal.:** Finished with five receptions for 44 yards and one TD...**(12/9) at GB:** Totaled 37 yards on four receptions...**(12/23) at Car.:** Posted two catches for 36 yards...**(12/30) at TB:** Recorded five receptions for 67 yards.

2017 (WITH ATL.): Played in 16 games with eight starts and totaled 49 receptions for 526 yards and three TDs...**(9/10) at Chi.:** Finished with two catches for 128 yards and one TD...His 88-yard TD reception was the longest by a tight end in a season-opening game in NFL history...**(9/17) vs. GB:** Posted two receptions for seven yards...**(9/24) at Det.:** Caught one pass for nine yards...**(10/1) vs. Buf.:** Recorded five receptions for 50 yards...**(10/15) vs. Mia.:** Registered a season-high seven catches for 48 yards...**(10/22) at NE:** Caught one pass for six yards...**(10/29) at NYJ:** Recorded four receptions for 47 yards...**(11/5) at Car.:** Posted three catches for 36 yards...**(11/12) vs. Dal.:** Totaled 49 yards on six receptions...**(11/26) vs. TB:** Recorded three catches for 38 yards...**(12/3) vs. Min.:** Finished with 21 yards on three catches...**(12/7) vs. NO:** Posted two receptions for 23 yards...**(12/18) at TB:** Caught two passes for 12 yards...**(12/24) at NO:** Recorded three receptions for 18 yards...**(12/31) vs. Car.:** Posted three receptions for 35 yards... **Postseason: (1/6/18) at LAR:** Recorded three receptions for 15 yards...**(1/13/18) at Phi.:** Posted one reception for three yards.

2016 (WITH ATL.): Played in 14 games with three starts and caught 19 passes for 271 yards with three TDs...**(9/11) vs. TB:** Recorded a 14-yard reception in his first NFL game...**(9/18) at Oak.:** Posted three receptions for a season-high 84 yards...**(10/2) vs. Car.:** Caught his first NFL touchdown on a 42-yard pass...**(10/9) at Den.:** Made one catch for 14 yards...**(10/30) vs. GB:** Made his first career start and recorded a season-high five catches for 41 yards...**(11/3) at TB:** Recorded three receptions for 46 yards and one TD...**(11/13) at Phi.:** Posted one catch for eight yards...**(11/27) vs. Ari.:** Caught two passes for eight yards...**(12/11) at LAR:** Made one catch for five yards...**(12/18) vs. SF:** Registered a nine-yard TD catch... **Postseason: (1/14/17) vs. Sea.:** Posted one reception for 10 yards...**(1/22/17) vs. GB:** Caught two passes for 23 yards...**(2/5/17) vs. NE:** Recorded three receptions for 32 yards, including a 19-yard TD pass from QB Matt Ryan in Super Bowl LI.

COLLEGE: Played in 27 games in his two seasons at Stanford and caught 74 passes for 937 yards and eight touchdowns during his career...As a sophomore in 2015, was named a Mackey Award finalist and was selected to the All-Pac-12 first team after recording 34 catches for 438 yards and six receiving touchdowns during his final year at Stanford...Also earned third team All-America honors from the Associated Press...As a freshman in 2014, earned freshman All-American and second team All-Pac-12 honors after posting 40 catches for 499 yards and two touchdowns...Redshirted in 2013.

PERSONAL: Attended De La Salle High School in Concord, Calif., where he played for legendary head coach Bob Ladouceur...Named a four-star recruit by 247Sports and ESPN...Led team to three consecutive CIF Open Division State titles in 2010, 2011 and 2012...As a senior, helped lead team to a 15-0 record and No. 1 national ranking by ESPN.com and MaxPreps...Named first team All-State by Cal-HiSports and MaxPreps...Recorded 11 receptions for 293 yards and three touchdowns...Posted 39 tackles and eight sacks on defense...As a junior in 2011, posted nine catches for 182 yards and two touchdowns with 46 tackles and 10.5 sacks on defense...Also lettered in track and field.

SINGLE-GAME HIGHS: RECEIVING: Receptions – 10, 11/11/18 at Cle. Yards – 130, 9/29/19 vs. Ten. Long – 88t, 9/10/19 at Chi. Touchdowns – 2, two times; last, 11/17/22 at GB.

AUSTIN HOOPER'S CAREER STATISTICS

Year	Team	GP	GS	RUSHING				RECEIVING				TOTAL OFFENSE		
				Att.	Yds	Avg.	Lg.	TD	Rec.	Yds.	Avg.		Lg.	TD
2016	Atlanta	14	3	19	271	14.3	44	3	0	0	-	-	0	271
2017	Atlanta	16	8	49	526	10.7	88t	3	0	0	-	-	0	526
2018	Atlanta	16	7	71	660	9.3	36	4	0	0	-	-	0	660
2019	Atlanta	13	10	75	787	10.5	35	6	0	0	-	-	0	787
2020	Cleveland	13	13	46	435	9.5	36	4	0	0	-	-	0	435
2021	Cleveland	16	16	38	345	9.1	34	3	0	0	-	-	0	345
2022	Tennessee	17	2	41	444	10.8	24	2	0	0	-	-	0	444
Totals		105	59	339	3468	10.2	88t	25	0	0	-	-	0	3,468
POSTSEASON														
2016	Atlanta	3	1	6	65	10.8	19t	1	0	0	-	-	0	65
2017	Atlanta	2	2	4	18	4.5	5	0	0	0	-	-	0	18
2020	Cleveland	2	2	9	62	6.9	11	1	0	0	-	-	0	62
Totals		7	5	19	145	7.6	19t	2	0	0	0	0	0	145

AUSTIN HOOPER GAME-BY-GAME

2022, TENNESSEE (7-10)

Date	Opp.	W/L	GP/GS	RECEIVING					TD
				Rec.	Yds.	Avg.	Lg.	TD	
9/11	NYG	L	1/0	1	6	6.0	6	0	
9/19	at Buf.	L	1/0	1	19	19.0	19	0	
9/25	LV	W	1/0	2	19	9.5	11	0	
10/2	at Ind.	W	1/0	1	4	4.0	4	0	
10/9	at Was.	W	1/0	1	7	7.0	7	0	
10/23	Ind.	W	1/0	3	56	18.7	23	0	
10/30	at Hou.	W	1/0	1	5	5.0	5	0	
11/6	at KC	L	1/1	2	34	17.0	18	0	
11/13	Den.	W	1/0	5	41	8.2	17	0	
11/17	at GB	W	1/0	4	36	9.0	16t	2	
11/27	Cin.	L	1/0	3	30	10.0	12	0	
12/4	at Phi.	L	1/1	3	22	7.3	9	0	
12/11	Jac.	L	1/0	5	68	13.6	24	0	
12/18	at LAC	L	1/0	2	33	16.5	17	0	
12/24	Hou.	L	1/0	2	20	10.0	15	0	
12/29	Dal.	L	1/0	1	6	6.0	6	0	
1/7	at Jac.	L	1/0	4	38	9.5	14	0	
Totals			17/2	41	444	10.8	24	2	

2021, CLEVELAND (8-9)

Date	Opp.	W/L	GP/GS	RECEIVING					TD
				Rec.	Yds.	Avg.	Lg.	TD	
9/12	at KC	L	1/1	3	27	9.0	14	0	
9/19	Hou.	W	1/1	5	40	8.0	13	0	
9/26	Chi.	W	1/1	2	19	9.5	13t	1	
10/3	at Min.	W	1/1	1	11	11.0	11	0	
10/10	at LAC	L	1/1	0	0	-	-	0	
10/17	Ari.	L	1/1	1	4	4.0	4	0	
10/21	Den.	W	1/1	2	42	21.0	34	0	
10/31	Pit.	L	1/1	4	26	6.5	8	0	
11/7	at Cin.	W	1/1	2	14	7.0	11	0	
11/14	at NE	L	1/1	4	25	6.3	11	1	
11/21	Det.	W	1/1	4	53	13.3	20	0	
11/28	at Bal.	L	1/1	0	0	-	-	0	
12/12	Bal.	W	1/1	5	30	6.0	9	1	
12/20	LV	L		(INACTIVE)					
12/25	at GB	L	1/1	3	26	8.7	11	0	
1/3	at Pit.	L	1/1	2	28	14.0	21	0	
1/9	Cin.	W	1/1	0	0	-	-	0	
Totals			16/16	38	345	9.1	34	3	

2020, CLEVELAND (11-5)

Date	Opp.	W/L	GP/GS	RECEIVING					TD
				Rec.	Yds.	Avg.	Lg.	TD	
9/13	at Bal.	L	1/1	2	15	7.5	9	0	
9/17	Cin.	W	1/1	2	22	11.0	11	0	
9/27	Was.	W	1/1	3	25	8.3	10	0	
10/4	at Dal.	W	1/1	5	34	6.8	12	1	
10/11	Ind.	W	1/1	5	57	11.4	18	0	
10/18	at Pit.	L	1/1	5	52	10.4	36	0	
10/25	at Cin.	W		(INACTIVE - ILLNESS)					
11/1	LV	L		(INACTIVE - ABDOMEN)					
11/15	Hou.	W	1/1	1	11	11.0	11	0	
11/22	Phi.	W	1/1	3	33	11.0	21	0	
11/29	at Jac.	W	1/1	2	13	6.5	9t	1	
12/6	at Ten.	W	1/1	2	24	12.0	16	0	
12/14	Bal.	L		(INACTIVE - NECK)					
12/20	at NYG	W	1/1	5	41	8.2	17	1	
12/27	at NYJ	L	1/1	7	71	10.1	28	0	
1/3	Pit.	W	1/1	4	37	9.3	13	1	
Totals			13/13	46	435	9.5	36	4	
POSTSEASON									
1/10	at Pit.	W	1/1	7	46	6.6	8	1	
1/17	at KC	L	1/1	2	16	8.0	11	0	
Totals			2/2	9	62	6.9	11	1	

2019, ATLANTA (7-9)

Date	Opp.	W/L	GP/GS	RECEIVING					TD
				Rec.	Yds.	Avg.	Lg.	TD	
9/8	at Min.	L	1/1	9	77	8.6	16	0	
9/15	Phi.	W	1/0	4	34	8.5	14	0	
9/22	at Ind.	L	1/1	6	66	11.0	20	2	
9/29	Ten.	L	1/1	9	130	14.4	28	0	
10/6	at Hou.	L	1/1	6	56	9.3	18	0	
10/13	at Ari.	L	1/1	8	117	14.6	30	1	
10/20	LAR	L	1/1	4	46	11.5	19	1	
10/27	Sea.	L	1/1	6	65	10.8	35	1	
11/10	at NO	W	1/1	4	17	4.3	9	1	
11/17	at Car.	W		(INACTIVE - KNEE)					
11/24	TB	L		(INACTIVE - KNEE)					
11/28	NO	L		(INACTIVE - KNEE)					
12/8	Car.	W	1/0	2	32	16.0	18	0	
12/15	at SF	W	1/0	3	20	6.7	9	0	
12/22	Jac.	W	1/1	7	82	11.7	31	0	
12/29	at TB	W	1/1	7	45	6.4	12	0	
Totals			13/10	75	787	10.5	35	6	

2018, ATLANTA (7-9)

Date	Opp.	W/L	GP/GS	RECEIVING				TD
				Rec.	Yds.	Avg.	Lg.	
9/6	at Phi.	L	1/0	3	24	8.0	15	0
9/16	Car.	W	1/0	5	59	11.8	30	1
9/23	NO	L	1/0	3	23	7.7	12	0
9/30	Cin.	L	1/0	1	19	19.0	19	0
10/7	at Pit.	L	1/1	9	77	8.6	23	0
10/14	TB	W	1/0	9	71	7.9	14	1
10/22	NYG	W	1/1	3	48	16.0	36	0
11/4	at Was.	W	1/0	3	41	13.7	23	0
11/11	at Cle.	L	1/1	10	56	5.6	10	1
11/18	Dal.	L	1/1	4	27	6.8	9	0
11/22	at NO	L	1/0	5	31	6.2	12	0
12/2	Bal.	L	1/1	5	44	8.8	17	1
12/9	at GB	L	1/1	4	37	9.3	11	0
12/16	Ari.	W	1/0	0	0	-	-	0
12/23	at Car.	W	1/0	2	36	18.0	32	0
12/30	at TB	W	1/1	5	67	13.4	20	0
Totals			16/7	71	660	9.3	36	4

2017, ATLANTA (10-6)

Date	Opp.	W/L	GP/GS	RECEIVING				TD
				Rec.	Yds.	Avg.	Lg.	
9/10	at Chi.	W	1/1	2	128	64.0	88t	1
9/17	GB	W	1/1	2	7	3.5	4	0
9/24	at Det.	W	1/0	1	9	9.0	9	0
10/1	Buf.	L	1/0	5	50	10.0	18	0
10/15	Mia.	L	1/1	7	48	6.9	11	0
10/22	at NE	L	1/0	1	6	6.0	6	0
10/29	at NYJ	W	1/1	4	47	11.8	21	1
11/5	at Car.	L	1/1	3	36	12.0	16	0
11/12	Dal.	W	1/1	6	49	8.2	14	1
11/20	at Sea.	W	1/1	2	-1	-0.5	1	0
11/26	TB	W	1/1	3	38	12.7	20	0
12/3	Min.	L	1/0	3	21	7.0	8	0
12/7	NO	W	1/0	2	23	11.5	12	0
12/18	at TB	W	1/0	2	12	6.0	7	0
12/24	at NO	L	1/0	3	18	6.0	10	0
12/31	Car.	W	1/0	3	35	11.7	24	0
Totals			16/8	49	526	10.7	88t	3
POSTSEASON								
1/10	at LAR	W	1/1	3	15	5.0	5	0
1/17	at Phi.	L	1/1	1	3	3.0	3	0
Totals			2/2	4	18	4.5	5	0

2016, ATLANTA (11-5)

Date	Opp.	W/L	GP/GS	RECEIVING				TD
				Rec.	Yds.	Avg.	Lg.	
9/11	TB	L	1/0	1	14	14.0	14	0
9/18	at Oak.	W	1/0	3	84	28.0	44	0
9/26	at NO	W	1/0	0	0	-	-	0
10/2	Car.	W	1/0	1	42	42.0	42t	1
10/9	at Den.	W	1/0	1	14	14.0	14	0
10/16	at Sea.	L	1/0	0	0	-	-	0
10/23	SD	L	1/0	0	0	-	-	0
10/30	GB	W	1/1	5	41	8.2	17	0
11/3	at TB	W	1/0	3	46	15.3	28	1
11/13	at Phi.	L	1/0	1	8	8.0	8	0
11/27	Ari.	W	1/0	2	8	4.0	5	0
12/4	KC	L	1/1	0	0	-	-	0
12/11	at LAR	W	1/1	1	5	5.0	5	0
12/18	SF	W	1/0	1	9	9.0	9t	1
12/24	at Car.	W				(INACTIVE)		
1/1	NO	W				(INACTIVE)		
Totals			14/3	19	271	14.3	44	3
POSTSEASON								
1/14	Sea.	W	1/0	1	10	10.0	10	0
1/22	GB	W	1/1	2	23	11.5	15	0
2/5	NE	L	1/0	3	32	10.7	19t	1
Totals			3/1	6	65	10.8	19t	1



JESPER HORSTED

80

POSITION: Tight End
HT/WT: 6-3/237
ACQUIRED: FA-'22
BORN: 2/27/97

NFL SEASON: 4
RAIDERS SEASON: 2
COLLEGE: Princeton
HOMETOWN: St. Paul, Minn.

TRANSACTIONS: Signed by Chicago Bears as an undrafted free agent, May 13, 2019... Waived by Bears, Aug. 31, 2019... Signed by Bears to practice squad, Sept. 1, 2019... Signed by Bears to active roster, Nov. 20, 2019... Waived by Bears, Sept. 5, 2020... Signed by Bears to practice squad, Sept. 7, 2020... Signed by Bears as a reserve/future free agent, Jan. 12, 2021... Re-signed by Bears as an exclusive rights free agent, April 4, 2022... Waived/injured by Bears, May 13, 2022... Signed by Las Vegas Raiders as a free agent, June 7, 2022.

CAREER: Veteran tight end enters his fourth season in the NFL and second with the Raiders... Appeared in 15 games in 2022, recording three catches for 19 yards... Played in seven games in 2021 and registered two TD receptions... In 2020, spent the entire year on the Bears' practice squad... As a rookie in 2019, posted eight catches for 87 yards and one TD... Has played in 28 career games with one start and totaled 13 catches for 127 yards and three TDs.

2022 (WITH LV): Appeared in 15 contests in his first season and posted three catches for 19 yards... **(10/10) at KC:** Recorded a season-high three catches for 19 yards... **(11/20) at Den.:** Recorded one tackle and a forced fumble on special teams... **(11/27) at Sea.:** Recorded one tackle on special teams.

2021 (WITH CHI): Played in seven games and totaled two catches for 21 yards and two TDs... Both of his catches went for scores... Inactive for seven games and did not play in three contests... **(10/10) at LV:** Had a 2-yard TD reception... TD reception came in the second quarter and gave Bears a 7-3 lead... **(12/20) vs. Min.:** Had a 19-yard TD reception, a leaping effort from QB Justin Fields as regulation expired.

2020 (WITH CHI.): Spent the 2020 season on the Bears' practice squad.

2019 (WITH CHI.): Played in six games with one start as a rookie... Totaled eight receptions for 87 yards and one TD... Promoted to the active roster from the practice squad in Week 12... **(11/24) vs. NYG:** Made NFL debut and recorded first-career catch for four yards... **(11/28) at Det.:** Caught an over-the-shoulder pass for an 18-yard TD, marking his first-career score... **(12/5) vs. Dal.:** Set career highs with four receptions for 36 yards.

COLLEGE: Played four years at Princeton as a wide receiver, finishing collegiate career as the program's all-time leader in receptions (196) and receiving TDs (28)... Named a semifinalist for the William Campbell Scholar-Athlete Trophy... Earned first-team All-Ivy League honors as a senior after catching 72 passes for 1,047 yards and 13 TDs... Part of the highest-scoring offense in Ivy League history... Led Princeton to its first perfect season since 1964 and its second Ivy League title in three years... Also rushed for two TDs and led the Ivy League with 15 total TDs... As a junior, earned unanimous All-Ivy League honors... Broke Princeton's single-season records for receptions (92) and receiving TDs (14)... Led the Ivy League in receptions, receiving yards (1,226) and receiving TDs... Also played centerfield and served as leadoff hitter for the Princeton baseball team, helping Tigers to an Ivy League championship in 2015.

PERSONAL: Attended Roseville Area High School in Shoreview, Minn... Named 2015 Minnesota High School Athlete of the Year by the St. Paul Pioneer Press... Holds Minnesota state single-game record for receptions (19), setting the record during the 2013 state playoffs... Earned first-team all-state, all-metro and all-conference honors... As a senior, totaled 82 catches for 1,484 yards and 19 TDs... Led team to a conference title and to the state quarterfinals... Team captain in both football and baseball... Batted .596 as a junior on the baseball team, ranking second in the state... Also earned all-conference honors in basketball... Academic all-state honoree.

ADDITIONAL STATISTICS: Special Teams Tackles – 1 in 2019, 1 in 2021, 4 in 2022; NFL Totals 6.

SINGLE-GAME HIGHS: RECEIVING: Receptions – 4, 12/5/19 vs. Dal. Yards – 36, 12/5/19 vs. Dal. Long – 20, 12/22/19 vs. KC. Touchdowns – 1, three times, last: 12/20/21 vs. Min.

JESPER HORSTED'S CAREER STATISTICS

Year	Team	RECEIVING							RUSHING					TOTAL OFFENSE
		GP	GS	Rec.	Yds.	Avg.	Lg.	TD	Att.	Yds.	Avg.	Lg.	TD	
2019	Chicago	6	1	8	87	10.9	20	1	0	0	-	-	0	87
2020	Chicago	(PRACTICE SQUAD)												
2021	Chicago	7	0	2	21	10.5	19t	2	0	0	-	-	0	21
2022	Las Vegas	15	0	3	19	6.3	9	0	0	0	-	-	0	19
Totals		28	1	13	127	9.8	25	3	0	0	-	-	0	127
POSTSEASON														
2020	Chicago	(PRACTICE SQUAD)												
Totals		0	0	0	0	-	-	0	0	0	-	-	0	0

JESPER HORSTED GAME-BY-GAME

2022, LAS VEGAS (6-11)

Date	Opp.	W/L	GP/GS	RECEIVING					TD
				Rec.	Yds.	Avg.	Lg.	TD	
9/11	at LAC	L	1/0	0	0	-	-	0	
9/18	Ari.	L	1/0	0	0	-	-	0	
9/25	at Ten.	L	1/0	0	0	-	-	0	
10/2	Den.	W	1/0	0	0	-	-	0	
10/10	at KC	L	1/0	3	19	6.3	9	0	
10/23	Hou.	W	1/0	0	0	-	-	0	
10/30	at NO	L	1/0	0	0	-	-	0	
11/6	at Jac.	L	1/0	0	0	-	-	0	
11/13	Ind.	L	1/0	0	0	-	-	0	
11/20	at Den.	W	1/0	0	0	-	-	0	
11/27	at Sea.	W	1/0	0	0	-	-	0	
12/4	LAC	W	(INACTIVE - CONCUSSION)						
12/8	at LAR	L	(INACTIVE - CONCUSSION)						
12/18	NE	W	1/0	0	0	-	-	0	
12/24	at Pit.	L	1/0	0	0	-	-	0	
1/1/23	SF	L	1/0	0	0	-	-	0	
1/7/23	KC	L	1/0	0	0	-	-	0	
Totals			15/0	3	19	6.3	9	0	

2019, CHICAGO (8-8)

Date	Opp.	W/L	GP/GS	RECEIVING					TD
				Rec.	Yds.	Avg.	Lg.	TD	
9/5	GB	L	(PRACTICE SQUAD)						
9/15	at Den.	W	(PRACTICE SQUAD)						
9/23	at Was.	W	(PRACTICE SQUAD)						
9/29	Min.	W	(PRACTICE SQUAD)						
10/6	at Oak.	L	(PRACTICE SQUAD)						
10/20	NO	L	(PRACTICE SQUAD)						
10/27	LAC	L	(PRACTICE SQUAD)						
11/3	at Phi.	L	(PRACTICE SQUAD)						
11/10	Det.	W	(PRACTICE SQUAD)						
11/17	at LAR	L	(PRACTICE SQUAD)						
11/24	NYG	W	1/0	1	4	4.0	4	0	
11/28	at Det.	W	1/1	1	18	18.0	18t	1	
12/5	Dal.	W	1/0	4	36	9.0	14	0	
12/15	at GB	L	1/0	1	9	9.0	9	0	
12/22	KC	L	1/0	1	20	20.0	20	0	
12/29	at Min.	W	1/0	0	0	-	-	0	
Totals			6/1	8	87	10.9	20	1	

2021, CHICAGO (6-11)

Date	Opp.	W/L	GP/GS	RECEIVING					TD
				Rec.	Yds.	Avg.	Lg.	TD	
9/12	at LAR	L	(INACTIVE)						
9/19	Cin.	W	(INACTIVE)						
9/26	at Cle.	L	(INACTIVE)						
10/3	Det.	W	(INACTIVE)						
10/10	at LV	W	1/0	1	2	2.0	2t	1	
10/17	GB	L	1/0	0	0	-	-	0	
10/24	at TB	L	1/0	0	0	-	-	0	
10/31	SF	L	1/0	0	0	-	-	0	
11/8	at Pit.	L	1/0	0	0	-	-	0	
11/21	Bal.	L	(INACTIVE)						
11/25	at Det.	W	(INACTIVE)						
12/5	Ari.	L	1/0	0	0	-	-	0	
12/12	at GB	L	(INACTIVE)						
12/20	Min.	L	1/0	1	19	19.0	19t	1	
12/26	at Sea.	W	(RESERVE/COVID-19 LIST)						
1/2/22	NYG	W	(RESERVE/COVID-19 LIST)						
1/9/22	at Min.	L	(RESERVE/INJURED LIST)						
Totals			7/0	2	21	10.5	19t	2	

2020, CHICAGO (8-8)

Date	Opp.	W/L	GP/GS	RECEIVING					TD
				Rec.	Yds.	Avg.	Lg.	TD	
9/13	at Det.	W	(PRACTICE SQUAD)						
9/20	NYG	W	(PRACTICE SQUAD)						
9/27	at Atl.	W	(PRACTICE SQUAD)						
10/4	Ind.	L	(PRACTICE SQUAD)						
10/8	TB	W	(PRACTICE SQUAD)						
10/18	at Car.	W	(PRACTICE SQUAD)						
10/26	at LAR	L	(PRACTICE SQUAD)						
11/1	NO	L	(PRACTICE SQUAD)						
11/8	at Ten.	L	(PRACTICE SQUAD)						
11/16	Min.	L	(PRACTICE SQUAD)						
11/29	at GB	L	(PRACTICE SQUAD)						
12/6	Det.	L	(PRACTICE SQUAD)						
12/13	Hou.	W	(PRACTICE SQUAD)						
12/20	at Min.	W	(PRACTICE SQUAD)						
12/27	at Jac.	W	(PRACTICE SQUAD)						
1/3/21	GB	L	(PRACTICE SQUAD)						
Totals			0/0	0	0	-	-	0	
POSTSEASON									
1/10/21	at NO	L	(PRACTICE SQUAD)						
Totals			0/0	0	0	-	-	0	



O.J. HOWARD

88

POSITION: Tight End
HT/WT: 6-6/250
ACQUIRED: UFA-'23 (Hou.)
BORN: 11/18/94

NFL SEASON: 7
RAIDERS SEASON: 1
COLLEGE: Alabama
HOMETOWN: Prattville, Ala.

TRANSACTIONS: Selected by Tampa Bay Buccaneers in the first round (19th overall) of the 2017 NFL Draft, April 27, 2017... Signed by Buffalo Bills as an unrestricted free agent, March 17, 2022... Released by Bills, Aug. 30, 2022... Signed by Houston Texans as a free agent, Sept. 2, 2022... Signed by Las Vegas Raiders as an unrestricted free agent, March 20, 2023.

CAREER: Veteran tight end enters his seventh season in the NFL and his first with the Silver and Black... Last season with Houston, played in 15 games with 14 starts and recorded 10 catches for 145 yards with two touchdowns... In 2021, appeared in all 17 games with nine starts and posted 14 receptions for 135 yards and one touchdown... Played in four games with one start in 2020 and caught 11 passes for 146 yards and two touchdowns... In 2019, started 14 games and recorded 34 receptions for 459 yards and one touchdown... Played in 10 games with eight starts in 2018 and registered career highs in receptions (34), receiving yards (565) in addition to five touchdowns... As a rookie in 2017, posted 26 catches for 432 yards and a career-high six touchdowns... Has started 60-of-74 career games and totaled 129 receptions for 1,882 yards and 17 touchdowns.

AT A GLANCE

- Originally entered the NFL as a first-round pick by the Buccaneers in 2017 and has appeared in 74 games with 60 starts over his six-year career, totaling 129 receptions for 1,882 yards and 17 touchdowns.
- Since entering the league in 2017, his 14.6 yards per reception average ranks as the second-best mark among all tight ends over that span.
- Caught six touchdowns as a rookie, tied for the second-most among all rookies in 2017 and the fourth-most ever by a Buccaneers rookie.

2022 (WITH HOU.): Appeared in 15 games with 14 starts and recorded 10 receptions for 145 yards and two touchdowns... (9/11) vs. Ind.: Caught two touchdowns... (9/18) at Den.: Caught one pass for seven yards... (10/2) vs. LAC: Caught two passes for 27 yards... (10/30) vs. Ten.: Posted two receptions for 24 yards (11/3) vs. Phi.: Recorded one catch for 14 yards... (11/20) vs. Was.: Posted one catch for nine yards... (11/23) vs. Jac.: Hauled in a season-long 26-yard reception.

2021 (WITH TB): Played in a career-high 17 games with nine starts... Finished with 14 receptions for 135 yards and one touchdown... (9/19) vs. Atl.: Hauled in one pass for 21 yards... (9/26) at LAR: Posted one reception for 11 yards... (10/10) vs. Mia.: Recorded two catches for 19 yards... (10/14) at Phi.: Caught a season-high six passes for 49 yards and one touchdown... (10/24) vs. Chi.: Caught one pass for nine yards... (10/31) at NO: Recorded two catches for 16 yards... (11/22) vs. NYG: Posted one reception for 10 yards... Postseason: (1/16/22) vs. Phi.: Caught one pass for three yards... (1/23/22) vs. LAR: Recorded one catch for seven yards.

2020 (WITH TB): Played in four games with one start... Recorded 11 receptions for 146 yards and two touchdowns... Placed on the Reserve/Injured List with an Achilles injury on Oct. 6th... Named a Super Bowl LV Champion... (9/13) at NO: Recorded a season-high four receptions to go for 36 yards and one touchdown... (9/20) vs. Car.: Caught a 11-yard pass... (9/27) at Den.: Caught three passes for 49 yards (16.3 avg.)... (10/4) vs. LAC: Finished with three receptions for a season-high 50 yards and one touchdown.

2019 (WITH TB): Started all 14 games he appeared in and caught 34 passes for 459 yards and one touchdown... Was inactive for two contests with a hamstring injury... (9/8) vs. SF: Tied for the team lead in receptions with four and finished with 32 yards... (9/22) vs. NYG: Caught three passes for 66 yards... (9/29) at LAR: Caught three passes for 33 yards... (10/6) at NO: Hauled in a 10-yard pass... (10/13) vs. Car.: Recorded two receptions for 35 yards... (11/10) vs. Ari.: Posted four receptions for 47 yards and one touchdown... (11/24) at Atl.: Caught a 10-yard pass... (12/1) at Jac.: Recorded five receptions for 61 yards... (12/8) vs. Ind.: Posted a season-high 73 receiving yards on four receptions... (12/15) at Det.: Caught four passes for 46 yards... (12/21) vs. Hou.: Posted three receptions for 46 yards.

2018 (WITH TB): Appeared in 10 games with eight starts before being placed on the Reserve/Injured List on Nov. 20th... Caught 34 passes for 565 yards and five touchdowns... Averaged 56.5 receiving yards per game, the fifth-most in the NFL among tight ends, while tying for the seventh-most touchdown catches among tight ends... His 16.6 yards per reception ranked ninth in the NFL among qualified receivers and led all tight ends... (9/9) at NO: Caught two passes for 54 yards... (9/16) vs. Phi.: Registered a career-high 96 yards on three receptions (32.0 avg.), including a career-long 75-yard touchdown reception... (9/24) vs. Pit.: Recorded six receptions for 72 yards... (10/14) at Atl.: Caught four passes for 62 yards... (10/21) vs. Cle.: Posted five receptions for 67 yards... (10/28) at Cin.: Recorded four catches for 68 yards and one touchdown... (11/4) at Car.: Registered his second career multi-touchdown game... Finished with four receptions for 53 yards and a career-high two touchdowns... (11/11) vs. Was.: Posted one catch for 15 yards... (11/18) at NYG: Caught five passes for 78 yards.

2017 (WITH TB): Started all 14 games he has played in and recorded 26 receptions for 432 yards (16.1 avg.) and six touchdowns... Placed on the Reserve/Injured List on Dec. 20th... His six touchdown receptions tied for the second-most among rookies and his 432 receiving yards were 11th-most among rookies... His six touchdown catches are the fourth-most by a rookie in Buccaneers history... (9/17) vs. Chi.: Started in his NFL debut and recorded one catch for 17 yards... (9/24) at Min.: Caught one pass for 12 yards... (10/1) vs. NYG: Hauled in a 58-yard touchdown pass, the fourth-longest touchdown reception by a tight end in team history... (10/15) at Ari.: Recorded one catch for 15 yards... (10/22) at Buf.: Caught six passes for a team-high 98 yards and two touchdowns, setting career bests in each category... (10/29) vs. Car.: Posted two receptions for 16 yards... (11/5) at NO: Hauled in a six-yard pass... (11/19) at Mia.: Finished with three catches for 52 yards and one touchdown... (11/26) at Atl.: Recorded three receptions for 52 yards... (12/3) at GB: Caught a 17-yard pass... (12/10) vs. Det.: Posted four catches for 54 yards and one touchdown... (12/18) vs. Atl.: Caught a 30-yard touchdown pass... His six touchdown receptions on the season were the fourth-most by a rookie in team history.

HOWARD

COLLEGE: Played in 57 games with 37 starts over four years at Alabama (2013-16)... Finished his career with 114 receptions for 1,726 yards and seven touchdowns... In two College Football Playoff National Championship Games, totaled nine receptions for 314 yards and three touchdowns... Named a first team All-American selection by Pro Football Focus and a third team selection by the Associated Press... As a senior (2016), started 13-of-15 games and posted 45 catches for 595 yards and three touchdowns... Started all 15 games as a junior in 2015 and recorded 38 receptions for 602 yards (15.8 avg)... Named MVP of the National Championship Game against Clemson after catching five passes for 208 yards and two touchdowns... His 208 receiving yards were the most in a bowl game by any player in Alabama history and the most by any player in a National Championship Game... Played in 14 games with three starts as a sophomore in 2014... Totaled 17 catches for 260 yards... As a true freshman in 2013, played in 13 games with six starts and recorded 14 receptions for 269 yards and two touchdowns on just 14... Finished with a team-high 19.2 yards per catch.

PERSONAL: Attended Autauga Academy in Prattville, Ala... Rated a five-star prospect and the No. 7 prospect nationally in the Rivals 100... Participated in the 2013 Under Armour All-America Game... Named a three-time first-team AISA All-State selection... As a senior, recorded 854 yards of total offense and 12 touchdowns and registered 57 tackles on defense... Named to the Alabama Sports Writers Association Super 12 team... Named AISA 2012 Lineman of the Year... As a junior in 2011, totaled 11 receiving touchdowns, eight rushing scores and also threw for three TDs... Caught 41 passes for 926 yards and rushed for 487 yards... Finished with 89 tackles, eight sacks and three forced fumbles on defense... As a sophomore in 2010, set the school record with 31 total touchdowns while also breaking the school's receiving records... Named the team's defensive MVP after totaling 89 tackles, six interceptions and four sacks.

SINGLE-GAME HIGHS: RECEIVING: Receptions – 6, three times, last, 10/14/21 at Phi. Yards – 98, 10/22/17 at Buf. Long – 75t, 9/16/18 vs. Phi. Touchdowns – 2, three times, last: 9/11/22 vs. Ind.

O.J. HOWARD'S CAREER STATISTICS

Year	Team	RECEIVING							RUSHING					TOTAL OFFENSE
		GP	GS	Rec.	Yds.	Avg.	Lg.	TD	Att.	Yds.	Avg.	Lg.	TD	
2017	Tampa Bay	14	14	26	432	16.6	58t	6	0	0	-	-	0	432
2018	Tampa Bay	10	8	34	565	16.6	75t	5	0	0	-	-	1	565
2019	Tampa Bay	14	14	34	459	13.5	33	1	0	0	-	-	2	459
2020	Tampa Bay	4	1	11	146	13.3	33	2	0	0	-	-	0	146
2021	Tampa Bay	17	9	14	135	9.6	21	1	0	0	-	-	0	135
2022	Houston	13	10	10	145	14.5	26	2	0	0	-	-	0	145
Totals		72	56	129	1882	14.6	47t	17	0	0	-	-	3	1,882
POSTSEASON														
2020	Tampa Bay	0	0	0	0	-	-	0	0	0	-	-	0	0
2021	Tampa Bay	2	1	2	10	5.0	7	0	0	0	-	-	0	10
Totals		2	1	2	10	5.0	7	0	0	0	-	-	0	10

O.J. HOWARD GAME-BY-GAME

2022, HOUSTON (13-13-1)

Date	Opp.	W/L	GP/GS	RECEIVING					TD
				Rec.	Yds.	Avg.	Lg.	TD	
9/18	Ind.	T	1/0	2	38	19.0	22t	2	
9/11	at Den.	L	1/1	1	7	7.0	7	0	
9/25	at Chi.	L	1/1	0	0	-	0	0	
10/2	LAC	L	1/1	2	27	13.5	22	0	
10/9	at Jac.	W	1/1	0	0	-	0	0	
10/23	at LV	L	1/1	0	0	-	0	0	
10/30	Ten.	L	1/1	2	24	12.0	24	0	
11/3	Phi.	L	1/1	1	14	14.0	14	0	
11/13	at NYG	L	1/1	0	0	-	0	0	
11/20	Was.	L	1/1	1	9	9.0	9	0	
11/27	at Mia.	L	1/1	0	0	-	0	0	
12/4	Cle.	L	(INACTIVE)						
12/11	at Dal.	L	1/1	0	0	-			
12/18	KC	L	1/1	0	0	-	0	0	
12/24	at Ten.	W	(INACTIVE)						
1/1	Jac.	L	1/1	1	26	26.0	26	0	
1/8	at Ind.	W	1/1	0	0	-	0	0	
Totals			15/14	10	145	14.5	26	2	

2021, TAMPA BAY (13-4)

Date	Opp.	W/L	GP/GS	RECEIVING					TD
				Rec.	Yds.	Avg.	Lg.	TD	
9/9	Dal.	W	1/0	0	0	-	-	0	
9/19	Atl.	W	1/1	1	21	21.0	21	0	
9/26	at LAR	L	1/1	1	11	11.0	11	0	
10/3	at NE	W	1/0	0	0	-	-	0	
10/10	Mia.	W	1/1	2	19	9.5	10	0	
10/14	at Phi.	W	1/1	6	49	8.2	15	1	
10/24	Chi.	W	1/1	1	9	9.0	9	0	
10/31	at NO	L	1/0	2	16	8.0	12	0	
11/14	at Was.	L	1/1	0	0	-	-	0	
11/22	NYG	W	1/1	1	10	10.0	10	0	
11/28	at Ind.	W	1/0	0	0	-	0	0	
12/5	at Atl.	W	1/1	0	0	-	0	0	
12/12	Buf.	W	1/0	0	0	-	0	0	
12/19	NO	L	1/0	0	0	-	0	0	
12/26	at Car	W	1/0	0	0	-	0	0	
1/2	at NYJ	W	1/1	0	0	-	0	0	
1/9	Car.	W	1/0	0	0	-	0	0	
Totals			17/9	14	135	9.6	21	1	
POSTSEASON									
1/16	Phi.	W	1/0	1	3	3.0	3	0	
1/23	LAR	L	1/1	1	7	7.0	7	0	
Totals			2/1	2	10	5.0	7	0	

2020, TAMPA BAY (11-5)

Date	Opp.	W/L	GP/GS	RECEIVING					TD
				Rec.	Yds.	Avg.	Lg.	TD	
9/13	at NO	L	1/0	4	36	9.0	15	1	
9/20	Car.	W	1/0	1	11	11.0	11	0	
9/27	at Den.	W	1/1	3	49	16.3	33	0	
10/4	LAC	W	1/0	3	50	16.7	28	1	
10/8	at Chi.	L	(RESERVE/INJURED LIST - ACHILLES)						
10/18	GB	W	(RESERVE/INJURED LIST - ACHILLES)						
10/25	at LV	W	(RESERVE/INJURED LIST - ACHILLES)						
11/2	at NYG	W	(RESERVE/INJURED LIST - ACHILLES)						
11/8	NO	L	(RESERVE/INJURED LIST - ACHILLES)						
11/15	at Car.	W	(RESERVE/INJURED LIST - ACHILLES)						
11/23	LAR	L	(RESERVE/INJURED LIST - ACHILLES)						
11/29	KC	L	(RESERVE/INJURED LIST - ACHILLES)						
12/13	Min.	W	(RESERVE/INJURED LIST - ACHILLES)						
12/20	at Atl.	W	(RESERVE/INJURED LIST - ACHILLES)						
12/26	at Det.	W	(RESERVE/INJURED LIST - ACHILLES)						
1/3	Atl.	W	(RESERVE/INJURED LIST - ACHILLES)						
Totals			4/1	11	146	13.3	33	2	
POSTSEASON									
1/9	at Was.	W	(RESERVE/INJURED LIST - ACHILLES)						
1/17	at NO	W	(RESERVE/INJURED LIST - ACHILLES)						
1/24	at GB	W	(RESERVE/INJURED LIST - ACHILLES)						
2/7	KC	W	(RESERVE/INJURED LIST - ACHILLES)						
Totals			0/0	0	-	-	-	0	

2019, TAMPA BAY (7-9)

Date	Opp.	W/L	GP/GS	RECEIVING					TD
				Rec.	Yds.	Avg.	Lg.	TD	
9/8	SF	L	1/1	4	32	8.0	15	0	
9/12	at Car.	W	1/1	0	0	-	-	0	
9/22	NYG	L	1/1	3	66	22.0	30	0	
9/29	at LAR	W	1/1	3	33	11.0	14	0	
10/6	at NO	L	1/1	1	10	10.0	10	0	
10/13	Car.	L	1/1	2	35	17.5	30	0	
10/27	at Ten.	L	1/1	(INACTIVE - HAMSTRING)					
11/3	at Sea.	L	1/1	(INACTIVE - HAMSTRING)					
11/10	Ari.	W	1/1	4	47	11.8	26	1	
11/17	NO	L	1/1	0	0	-	-	0	
11/24	at Atl.	W	1/1	1	10	10.0	10	0	
12/1	at Jac.	W	1/1	5	61	12.2	25	0	
12/8	Ind.	W	1/1	4	73	18.3	33	0	
12/15	at Det.	W	1/1	4	46	11.5	25	0	
12/21	Hou.	L	1/1	3	46	15.3	18	0	
12/29	Atl.	L	1/1	0	0	-	-	0	
Totals			14/14	34	459	13.5	33	1	

2018, TAMPA BAY (5-11)

Date	Opp.	W/L	GP/GS	RECEIVING					TD
				Rec.	Yds.	Avg.	Lg.	TD	
9/9	at NO	W	1/1	2	54	27.0	35	0	
9/16	Phi.	W	1/1	3	96	32.0	75t	1	
9/24	Pit.	L	1/1	6	72	12.0	21	0	
9/30	at Chi.	L	1/1	0	0	-	-	0	
10/14	at Atl.	L	1/0	4	62	15.5	21	1	
10/21	Cle.	W	1/1	5	67	13.4	24	0	
10/28	at Cin.	L	1/0	4	68	17.0	20	1	
11/4	at Car.	L	1/1	4	53	13.3	31	2	
11/11	Was.	L	1/1	1	15	15.0	15	0	
11/18	at NYG	L	1/1	5	78	15.6	24	0	
11/25	SF	W	(RESERVE/INJURED LIST - FOOT/ANKLE)						
12/2	Car.	W	(RESERVE/INJURED LIST - FOOT/ANKLE)						
12/9	NO	L	(RESERVE/INJURED LIST - FOOT/ANKLE)						
12/16	at Bal.	L	(RESERVE/INJURED LIST - FOOT/ANKLE)						
12/23	at Dal.	L	(RESERVE/INJURED LIST - FOOT/ANKLE)						
12/30	Atl.	L	(RESERVE/INJURED LIST - FOOT/ANKLE)						
Totals			10/8	34	565	16.6	75t	5	

2017, TAMPA BAY (5-11)

Date	Opp.	W/L	GP/GS	RECEIVING					TD
				Rec.	Yds.	Avg.	Lg.	TD	
9/17	Chi.	W	1/1	3	52	17.3	24	1	
9/24	at Min	L	1/1	1	17	17.0	17	0	
10/1	NYG	W	1/1	1	12	12.0	12	0	
10/5	NE	L	1/1	2	63	31.5	58t	1	
10/15	at Ari.	L	1/1	0	0	-	-	0	
10/22	at Buf.	L	1/1	1	15	15.0	15	0	
10/29	Car.	L	1/1	6	98	16.3	33t	2	
11/5	at NO	L	1/1	2	16	8.0	10	0	
11/12	NYJ	W	1/1	1	6	6.0	6	0	
11/19	at Mia.	W	1/1	0	0	-	-	0	
11/26	at Atl.	L	1/1	3	52	17.3	29	0	
12/3	at GB	L	1/1	1	17	17.0	17	0	
12/10	Det.	L	1/1	4	54	13.5	21	1	
12/18	Atl.	L	1/1	1	30	30.0	30t	1	
12/24	at Car.	L	(RESERVE/INJURED LIST - ANKLE)						
12/31	NO	W	(RESERVE/INJURED LIST - ANKLE)						
Totals			14/14	26	432	16.6	58t	6	



BRIAN HOYER

7

POSITION: Quarterback
HT/WT: 6-2/215
ACQUIRED: FA-'23
BORN: 10/13/85

NFL SEASON: 15
RAIDERS SEASON: 1
COLLEGE: Michigan State
HOMETOWN: Avon Lake, Ohio

TRANSACTIONS: Signed by New England Patriots as an undrafted free agent, April 30, 2009. ... Re-signed by Patriots as a restricted free agent, March 23, 2012. ... Waived by Patriots, Aug. 31, 2012. ... Signed by Pittsburgh Steelers as a free agent, Nov. 20, 2012. ... Waived by Steelers, Dec. 8, 2012. ... Claimed via waivers by Arizona Cardinals, Dec. 10, 2012. ... Re-signed by Cardinals as a restricted free agent, April 1, 2013. ... Released by Cardinals, May 13, 2013. ... Signed by Cleveland Browns as a free agent, May 17, 2013. ... Signed by Houston Texans as an unrestricted free agent, March 11, 2015. ... Released by Texans, April 18, 2016. ... Signed by Chicago Bears as a free agent, May 2, 2016. ... Signed by San Francisco 49ers as an unrestricted free agent, March 9, 2017. ... Released by 49ers, Oct. 30, 2017. ... Signed by Patriots as a free agent, Nov. 1, 2017. ... Released by Patriots, Aug. 31, 2019. ... Signed by Indianapolis Colts as a free agent, Sept. 2, 2019. ... Released by Colts, March 21, 2020. ... Signed by Patriots as a free agent, March 22, 2020. ... Re-signed by Patriots as an unrestricted free agent, May 18, 2021. ... Released by Patriots, Aug. 31, 2021. ... Re-signed by Patriots to practice squad, Sept. 1, 2021. ... Re-signed by Patriots as free agent, March 14, 2022. ... Released by Patriots, March 16, 2023. ... Signed by Las Vegas Raiders as a free agent, April 4, 2023.

CAREER: Veteran quarterback enters his 15th season in the NFL and first with the Raiders. ... In 2022, served as the backup quarterback and made one start for the Patriots. ... Appeared in five games as a reserve in 2021 and completed nine passes for 227 yards with one TD. ... In 2020, started one game and finished 15-of-24 passing for 130 yards. ... In 2019, appeared in four games and completed 35-of-65 pass attempts for 372 yards and four TDs. ... Played in five games as a reserve in 2018 and completed one pass for seven yards. ... In 2017, started the first six games of the season for the 49ers and connected on 119-of-205 passes for 1,245 yards with four TD. ... In 2016, appeared in six games with five starts for the Bears and threw for 1,445 yards on 134-of-200 pass attempts with six TDs. ... Played in 11 games with nine starts for the Texans in 2015 and completed 224-of-369 passes for 2,606 yards and a career-high 19 TDs. ... In 2014, played in 14 games with 13 starts for the Browns and set career-highs in attempts (438), completions (242) and yards (3,326), while throwing 12 TDs. ... In 2013, started three games and connected on 57-of-96 pass attempts for 615 yards and five TDs. ... Made one start with the Cardinals in 2012. ... Appeared in three games in 2011. ... Saw action as the backup quarterback in five contests in 2010. ... As a rookie in 2009, played in five games as a reserve and completed 19-of-27 pass attempts for 142 yards and had 10 carries for 25 yards with one TD. ... Career totals include 76 games played with 40 starts, completing 902-of-1,518 pass attempts for 10,668 yards and 53 TDs against 35 INTs for a passer rating of 82.9.

AT A GLANCE

- Originally signed as an undrafted free agent with the New England Patriots in 2009 and has played in 76 career games with 40 starts over his 14-year career, completing 902-of-1,518 pass attempts for 10,668 yards and 53 TDs against 35 INTs for a passer rating of 82.9.
- Is 1-of-4 quarterbacks in NFL history to make at least one start for seven different teams as he has started for the New England Patriots, Arizona Cardinals, Cleveland Browns, Houston Texans, Chicago Bears, San Francisco 49ers and Indianapolis Colts.
- Among active QBs with 1,500+ pass attempts since 2009, his 35 interceptions are tied for the fifth-fewest in the NFL.
- As a member of the Cleveland Browns in 2014, ranked first in the NFL, averaging 13.7 yards per completion.

2022 (WITH NE): Served as the backup quarterback and made one start. ... Placed on Reserve/Injured List on Oct. 6. ... **(10/2) at GB:** Completed 5-of-6 passes for 37 yards before leaving the game early due to injury.

2021 (WITH NE): Appeared in five games in a backup role and completed nine passes for 227 yards with one TD and an 81.8 passer rating. ... **(10/24) vs. NYJ:** Connected on 3-of-4 passes for 79 yards. ... **(11/7) at Car.:** Entered game late in the fourth quarter but did not record any stats. ... **(11/14) vs. Cle.:** Entered the game in the fourth quarter and completed 3-of-3 passes for 85 yards and one TD. ... Threw a 11-yard touchdown pass to WR Jakobi Meyers. ... **(11/28) vs. Ten.:** Played one snap but did not record any stats. ... **(1/2/22) vs. Jac.:** Completed 3-of-4 passes for 63 yards. ... **Postseason: (1/15/22) at Buf.:** Active but did not play in the Wild Card game.

2020 (WITH NE): Started one game and finished 15-of-24 passing for 130 yards. ... Was active but did not play in Weeks 1-3. ... Was inactive for the final 12 games of the season. ... **(10/5) at KC:** Finished 15-of-24 passing for 130 yards and one INT.

2019 (WITH IND.): Appeared in four games and completed 35-of-65 pass attempts for 372 yards and four TDs. ... Served as the primary backup to QB Jacoby Brissett. ... **(1/13) at Pit.:** Completed 17-of-26 passes for 168 yards with three TDs and one INT. ... **(1/10) vs. Mia.:** Made his only start of the season and completed 18-of-39 passes for 204 yards with one TD and three INTs.

2018 (WITH NE): Played in five games as a backup to QB Tom Brady and completed one pass for seven yards. ... Was active but did not play in the postseason, including Super Bowl LIII. ... Came in for the final kneel downs in three contests. ... **(11/11) at Ten.:** Completed one pass for seven yards and rushed one time for two yards.

2017 (WITH SF AND NE): Appeared in 11 games between the 49ers and Patriots. ... Started the first six games of the season for San Francisco and connected on 119-of-205 passes for 1,245 yards with four TDs. ... Was released by 49ers on Oct. 31 and signed to New England, where he played in five contests and totaled 42 yards on 4-of-6 passing. ... **(9/10) vs. Car.:** Completed 24-of-35 passes for 193 yards with one INT. ... **(9/17) at Sea.:** Finished with 99 yards on 15-of-27 passing with one INT. ... **(9/21) vs. LAR.:** Completed 23-of-37 attempts for 332 yards, two TDs and one INT for a passer rating of 98.0. ... Marked the second-highest single-game total in his career and 10th career 300-yard passing game and first as a member of the 49ers. ... Also registered a nine-yard TD run. ... **(10/1) at Ari.:** Connected on 24-of-49 passes for 234 yards and one INT. ... **(10/8) at Ind.:** Completed 29-of-46 passes for 353 yards, two TDs and a passer rating of 101.1. ... Marked the first time he registered a passer rating of 100-or-more as a member of the 49ers and his most passing yards, with the team. ... **(10/15) at Was.:** Finished with 34 yards on 4-of-11 passing. ... **(11/12) at Den.:** Completed all three of his pass attempts for 37 yards. ... **(12/31) vs. NYJ:** Connected on 1-of-3 pass attempts for five yards. ... **Postseason: (1/13/18) vs. Ten.:** Played in the Divisional game but did not record any stats. ... **(1/21/18) vs. Jac.:** Active but did not play in the AFC Championship. ... **(2/4/18) vs. Phi.:** Active but did not play in Super Bowl LII.

2016 (WITH CHI.): Appeared in six games with five starts and threw for 1,445 yards on 134-of-200 pass attempts with six TDs...Set the NFL record for the lowest INT percentage in a single season when he threw 200 passes and no INTs...Became the first Bears QB in franchise history to throw for over 300 yards in four consecutive games from Weeks 3-6...Placed on Reserve/Injured List on Oct. 24 and missed the remainder of the season...(9/19) vs. Phi.: Completed 9-of-12 passes for 78 yards...(9/25) at Dal.: Connected on 30-of-49 passes for 317 yards and two TDs...(10/2) vs. Det.: Finished with 302 passing yards on 28-of-36 attempts and two TDs...(10/9) at Ind.: Threw for a career-high 397 yards with two TDs on 33-of-43 passing attempts...(10/16) vs. Jac.: Completed 30-of-49 passes for 302 yards...(10/20) at GB: Threw for 49 yards on 4-of-11 passing.

2015 (WITH HOU.): Played in 11 games with nine starts and completed 224-of-369 passes for 2,606 yards and a career-high 19 TDs...Finished with single-season career highs in passing touchdowns (19) and passer rating (91.4)...(9/13) vs. KC: Completed 18-of-34 passes (52.9 percent) for 236 yards, one TD, one INT and a 72.7 passer rating...Threw a four-yard TD pass to WR DeAndre Hopkins in the first quarter, his first of the season...(10/4) at Atl.: Finished the contest 17-of-30 passing for 232 yards, two TDs and a 103.8 passer rating...(10/8) vs. Ind.: Entered the game in the second quarter for QB Ryan Mallett and completed 24-of-31 passes for a season-high 312 yards, two TDs, one INT and a 116.6 passer rating...(10/18) at Jac.: Completed 24-of-36 passes (66.7 percent) for 293 yards, three TDs and a 119.3 passer rating...Tied a single-game career-high with three passing TDs, while his passer rating was the second-highest mark of his career...Had three straight games with over a 100.0 passer rating (Weeks 4-6)...(10/25) at Mia.: Completed 23-of-49 passes for 273 yards, three TDs, one INT and a 76.3 passer rating...(12/6) at Buf.: Completed 26-of-43 passes for 293 yards, three TDs, one INT and a 94.4 passer rating...Rushed three times for 15 yards and two first downs...(12/13) vs. NE: Completed 11-of-22 passes for 155 yards and a 73.1 passer rating...Threw a 49-yard pass to WR Nate Washington in the first quarter, a season-long...(1/3/16) vs. Jac.: Completed 25-of-40 passes for 249 yards, one TD and one INT for a 78.0 passer rating...Threw a 12-yard touchdown pass to RB Jonathan Grimes in the second quarter...Postseason: (1/9/16) vs. KC: Completed 15-of-34 passes for 136 yards and four INTs in Wild Card Game.

2014 (WITH CLE.): Played in 14 games with 13 starts for the Browns and set career-highs in attempts (438), completions (242) and yards (3,326), while throwing 12 TDs and 13 INTs...Led NFL in yards per completion (13.74)...Tied for sixth in NFL with 10 40+ yard completions, connecting with four different receivers...Became first Browns QB to surpass 200 passing yards in each of team's first eight games since Brian Sipe in 1983...Did not throw an interception in 189 attempts (spanning seven games from at Min., 9/22/13 through at Ten., 10/5/14)...games...(9/7) at Pit.: During first start in a season opener, completed 18-of-30 passes (60.0 percent) for 222 yards with one TD for 94.0 rating...(9/14) vs. NO: Completed 24-of-40 attempts (60.0 percent) for 204 yards with one TD for an 81.7 rating...(9/21) vs. Bal.: Completed 19-of-25 passes (76.0 percent) for 290 yards with one TD for career-best 127.1 passer rating...Completed six passes of 20-plus yards and two of 40-plus yards, including career-long 70-yard completion...(10/5) at Ten.: Completed 21-of-37 passes for 291 yards with three TDs and one INT for a 98.0 rating...(10/12) vs. Pit.: Connected on 8-of-17 passes for 217 yards and one TD for 113.0 rating...(10/19) at Jac.: Completed 16-of-41 passes for 215 yards with one interception...(10/26) vs. Oak.: Completed 19-of-28 passes (67.9 pct.) for 275 yards with one TD for a 111.5 rating...Marked fourth career start with 100+ passer rating and third in 2014...(11/2) vs. TB: Completed 21-of-34 passes (61.8 percent) for 300 yards with two TDs and two INTs for a 85.4 passer rating...Notched second career 300-yard passing game...Marked fourth multiple-TD game of career...Recorded seven 20-plus yard completions, including 34-yard game-winning TD in fourth quarter...(11/6) at Cin.: Completed 15-of-23 passes (65.2 percent) for 198 yards and a 92.3 rating...(11/16) vs. Hou.: Finished with a season-high 330 yards with one INT and one TD on 20-of-50 passes...Connected with Andrew Hawkins for 32-yard TD in second quarter...Completed seven passes of 20 yards or more...(11/23) at Atl.: Completed 23-of-40 passes for 322 yards, his fourth career 300-yard game...Became only third Cleveland QB (Pro Football Hall of Famer Otto Graham, Brian Sipe) to record back-to-back 300-yard passing games...(11/30) at Buf.: Completed 18-of-30 passes for 192 yards with two INTs...Became seventh Browns QB with 3,000-yard season...(12/7) vs. Ind.: Completed 14-of-31 passes for 136 yards with two INTs...(12/14) vs. Cin.: Active but did not play...(12/21) at Car.: Entered game for Johnny Manziel in second quarter and completed 7-of-13 passes for 134 yards with one TD and one INT for 83.5 rating.

2013 (WITH CLE.): Started three games and connected on 57-of-96 pass attempts for 615 yards and five TDs...Became the first Browns QB to win his first three starts with the team...Placed on the Reserve/Injured List on Oct. 12, where he spent the remainder of the season...(9/22) at Min.: Completed 30-of-54 pass attempts for 321 yards, three TDs and three INTs...(9/29) vs. Cin.: Completed 25-of-38 pass attempts for 269 yards and two TDs...(10/3) vs. Buf.: Connected on 2-of-4 passes for 25 yards before leaving the game early due to injury.

2012 (WITH PIT. AND ARI.): Made one start and completed 19-of-34 passes for 225 yards and one TD...Claimed via waivers by Cardinals on Dec. 10 after spending two games with the Steelers...(12/30) at SF: Completed 19-of-34 passes for 225 yards and one TD.

2011 (WITH NE): Saw action in three contests as a backup and recorded one completion for 22 yards...Was active for all three postseason contests, including Super Bowl XLVI, but did not play...(11/27) at Phi.: Entered late in the fourth quarter but did not record any stats...(12/4) vs. Ind.: Played briefly at the end of the game but did not attempt any passes...(1/1/12) vs. Buf.: Completed a 22-yard pass to TE Rob Gronkowski.

2010 (WITH NE): Appeared in five games and finished the season with seven completions for 122 yards and one TD...Was active but did not play in 11 regular season games and one postseason contest...(1/2/11) vs. Mia.: Completed 7-of-13 passes for 122 yards, including a 42-yard TD pass.

2009 (WITH NE): Played in five games and completed 19-of-27 pass attempts for 142 yards...Added 10 carries for 25 rushing yards and one score...(10/18) vs. Ten.: Completed 9-of-11 pass attempts for 52 yards and scored on a one-yard TD run...Completed his first NFL pass to Julian Edelman for a 16-yard gain in the third quarter...(10/25) at TB: Appeared in a reserve role and did not record any passes...(11/30) at NO: Entered the game for the final series and did not record any stats...(12/27) vs. Jac.: Saw action in the fourth quarter...(1/3/10) at Hou.: Completed 8-of-12 passes for 71 yards...Postseason: (1/10/10) vs. Bal.: Active but did not play.

COLLEGE: Appeared in 39 games over five seasons (2004-08) at Michigan State, where he completed 500-of-896 pass attempts (55.8 percent) for 6,159 yards with 35 TDs and 23 INTs...Became 1-of-5 players in program history to throw for over 6,000 career yards...As a senior in 2008, earned All-Big Ten honors and was named a team captain...Played in 13 games and completed 180-of-353 pass attempts for 2,404 yards and nine TDs...As a junior in 2007, played in 13 games and completed 223-of-376 pass attempts for 2,725 yards and 20 TDs...Earned All-Big Ten honors...As a sophomore in 2006, saw action in eight games and completed 82-of-144 pass attempts for 863

yards and four TDs...As a redshirt freshman in 2005, played in five games and completed 15-of-23 pass attempts for 167 yards and two TDs...Redshirted in 2004.

PERSONAL: Attended St. Ignatius High School in Cleveland, Ohio...Participated in the 2004 Ohio All-Star Classic and Ohio-Pennsylvania Big 33 All-Star game...Compiled a 16-7 record (.696) as a two-year starter...As a senior in 2003, named Associated Press Division I Honorable Mention All-State Selection...Named to Northeast Lakes All-District Team...Completed 158-of-281 pass attempts for 2,570 yards and 21 TDs...Led his team to a 9-3 record...As a junior in 2002, connected on 131-of-263 passes for 2,130 yards and 18 TDs...Also lettered in baseball as a pitcher, infielder and outfielder...Recorded an 8-1 record with a 1.99 ERA as a sophomore, while leading the team to the 2002 Division I state championship.

SINGLE-GAME HIGHS: PASSING: Attempts – 54, 9/22/13 at Min. Completions – 33, 10/9/16 at Ind. Yards – 397, 10/9/16 at Ind. Long – 81t, 12/21/14 at Car. Touchdowns – 3, six times; last: 11/3/19 at Pit. Interceptions – 3, three times; last: 11/10/19 vs. Mia. Rating – 127.1, 9/21/14 vs. Bal. RUSHING: Attempts – 6, 10/18/09 vs. Ten. Yards – 19, 12/21/14 at Car. Long – 20, 10/25/09 at TB. Touchdowns – 1, two times; last: 9/21/17 vs. LAR.

BRIAN HOYER'S CAREER STATISTICS

Year	Team	GP	GS	PASSING										RUSHING					
				Att.	Cmp.	Yds.	Pct.	Yds./Att.	TD	INT	Lg.	Sk./Lst.	Rtng.	Att.	Yds.	Avg.	Lg.	TD	
2009	New England	5	0	27	19	142	70.4	5.3	0	0	17	2/18	82.6	10	25	2.5	20	1	
2010	New England	5	0	15	7	122	46.7	8.1	1	1	42t	0/0	69.3	10	-8	-0.8	1	0	
2011	New England	3	0	1	1	22	100.0	22.0	0	0	22	0/0	118.8	4	-3	-0.8	0	0	
2012	Arizona	2	1	53	30	330	56.6	6.2	1	2	53	4/30	65.8	1	6	6.0	6	0	
2013	Cleveland	3	3	96	57	615	59.4	6.4	5	3	47t	6/48	82.6	6	16	2.7	11	0	
2014	Cleveland	14	13	438	242	3,326	55.3	7.6	12	13	81t	24/160	76.5	24	39	1.6	11	0	
2015	Houston	11	9	369	224	2,606	60.7	7.1	19	7	49	25/185	91.4	15	44	2.9	15	0	
2016	Chicago	6	5	200	134	1,445	67.0	7.2	6	0	64	4/18	98.0	7	-2	-0.3	3	0	
2017	SF/NE	11	6	211	123	1,287	58.3	6.1	4	4	59	16/112	74.5	9	4	0.4	9t	1	
2018	New England	5	0	2	1	7	50.0	3.5	0	0	7	0/0	58.3	11	-8	-0.7	2	0	
2019	Indianapolis	4	1	65	35	372	53.8	5.7	4	4	23	5/47	65.7	8	2	0.3	6	0	
2020	New England	1	1	24	15	130	62.5	5.4	0	1	25	2/18	59.4	1	8	8.0	8	0	
2021	New England	5	0	11	9	227	81.8	20.6	1	0	48	0/0	149.1	11	-8	-0.7	2	0	
2022	New England	1	1	6	5	37	83.3	6.2	0	0	27	1/8	92.4	0	0	-	-	0	
Totals		76	40	1,518	902	10,668	59.4	7.0	53	35	81t	89/644	82.9	117	115	1.0	20	2	
Postseason																			
2015	Houston	1	1	34	15	136	44.1	4.0	0	4	17	3/24	15.9	1	-1	-1.0	-1	0	
2017	New England	1	0	0	0	0	-	-	0	0	0	0/0	-	3	-1	-0.3	0	0	
Totals		2	1	34	15	136	44.1	4.0	0	4	17	3/24	69.2	4	-2	-0.5	0	0	

BRIAN HOYER GAME-BY-GAME

2022, NEW ENGLAND (8-9)

Date	Opp.	W/L	GP/GS	PASSING										RUSHING					
				Att.	Cmp.	Yds.	Pct.	Yds./Att.	TD	INT	Lg.	Sk./Lst.	Rtng.	Att.	Yds.	Avg.	Lg.	TD	
9/11	at Mia.	L																	
9/18	at Pit.	W																	
9/25	Bal.	L																	
10/2	at GB	L	1/1	6	5	37	83.3	6.2	0	0	27	1/8	92.4	0	0	-	-	0	
10/9	Det.	W																	
10/16	at Cle.	W																	
10/24	Chi.	L																	
10/30	at NYJ	W																	
11/6	Ind.	W																	
11/20	NYJ	W																	
11/24	at Min.	L																	
12/1	Buf.	L																	
12/12	at Ari.	W																	
12/18	at LV	L																	
12/24	Cin.	L																	
1/1/23	Mia.	W																	
1/8/23	at Buf.	L																	
Totals			1/1	6	5	37	83.3	6.2	0	0	27	1/8	92.4	0	0	-	-	0	

BRIAN HOYER GAME-BY-GAME

2021, NEW ENGLAND (10-7)

Date	Opp.	W/L	GP/GS	Att.	Cmp.	Yds.	Pct.	PASSING					Rtng.	RUSHING						
								Yds./Att.	TD	INT	Lg.	Sk./Lst.		Att.	Yds.	Avg.	Lg.	TD		
9/12	Mia.	L						(DID NOT PLAY)												
9/19	at NYJ	W						(DID NOT PLAY)												
9/26	NO	L						(DID NOT PLAY)												
10/3	TB	L						(DID NOT PLAY)												
10/10	at Hou.	W						(DID NOT PLAY)												
10/17	Dal.	L						(DID NOT PLAY)												
10/24	NYJ	W	1/0	4	3	79	75.0	19.8	0	0	29	0/0	116.7	3	-3	-1.0	-1	0		
10/31	at LAC	W						(DID NOT PLAY)												
11/7	at Car.	W	1/0	0	0	0	-	-	0	0	-	0/0	-	3	-3	-1.0	-1	0		
11/14	Cle.	W	1/0	3	3	85	100.0	28.3	1	0	48	0/0	158.3	2	-2	-1.0	-1	0		
11/18	at Atl.	W						(DID NOT PLAY)												
11/28	Ten.	W	1/0	0	0	0	-	-	0	0	-	0/0	-	1	-1	-1.0	-1	0		
12/6	at Buf.	W						(DID NOT PLAY)												
12/18	at Ind.	L						(DID NOT PLAY)												
12/26	Buf.	L						(DID NOT PLAY)												
1/2/22	Jac.	W	1/0	4	3	63	75.0	15.8	0	0	46	0/0	116.7	2	1	0.5	2	0		
1/9/22	at Mia.	L						(DID NOT PLAY)												
Totals			5/0	7	9	227	128.6	32.4	1	0	48	0/0	149.1	11	-8	-0.7	2	0		
Postseason																				
1/15/22	at Buf.	L						(DID NOT PLAY)												
Totals			0/0	0	0	0	-	-	0	0	-	0/0	-	0	0	-	-	0		

2020, NEW ENGLAND (7-9)

Date	Opp.	W/L	GP/GS	Att.	Cmp.	Yds.	Pct.	PASSING					Rtng.	RUSHING				
								Yds./Att.	TD	INT	Lg.	Sk./Lst.		Att.	Yds.	Avg.	Lg.	TD
9/13	Mia.	W						(DID NOT PLAY)										
9/20	at Sea.	L						(DID NOT PLAY)										
9/27	LV	W						(DID NOT PLAY)										
10/5	at KC	L	1/1	24	15	130	62.5	5.4	0	1	25	2/18	59.4	1	8	8.0	8	0
10/18	Den.	L						(INACTIVE)										
10/25	SF	L						(INACTIVE)										
11/1	at Buf.	L						(INACTIVE)										
11/9	at NYJ	W						(INACTIVE)										
11/15	Bal.	W						(INACTIVE)										
11/22	at Hou.	L						(INACTIVE)										
11/29	Ari.	W						(INACTIVE)										
12/6	at LAC	W						(INACTIVE)										
12/10	at LAR	L						(INACTIVE)										
12/20	at Mia.	L						(INACTIVE)										
12/28	Buf.	L						(INACTIVE)										
1/3/21	NYJ	W						(INACTIVE)										
Totals			1/1	24	15	130	62.5	5.4	0	1	25	2/18	59.4	1	8	8.0	8	0

BRIAN HOYER GAME-BY-GAME

2019, INDIANAPOLIS (7-9)

Date	Opp.	W/L	GP/GS	Att.	Cmp.	Yds.	PASSING							RUSHING						
							Pct.	Yds./Att.	TD	INT	Lg.	Sk./Lst.	Rtng.	Att.	Yds.	Avg.	Lg.	TD		
9/8	at LAC	L																		
9/15	at Ten.	W																		
9/22	Atl.	W																		
9/29	Oak.	L																		
10/6	at KC	W																		
10/20	Hou.	W																		
10/27	Den.	W																		
11/3	at Pit.	L	1/0	26	17	168	65.4	6.5	3	1	21	4/34	105.9	1	6	6.0	6	0		
11/10	Mia.	L	1/1	39	18	204	46.2	5.2	1	3	23	1/13	38.8	2	0	0.0	1	0		
11/17	Jac.	W	1/0	0	0	0	-	-	0	0	-	0/0	-	2	-2	-1.0	-1	0		
11/21	at Hou.	L																		
12/1	Ten.	L																		
12/8	at TB	L																		
12/16	at NO	L																		
12/22	Car.	W	1/0	0	0	0	-	-	0	0	-	0/0	-	3	-2	-0.7	0	0		
12/29	at Jac.	L																		
Totals			4/1	65	35	372	53.8	5.7	4	4	23	5/47	65.7	8	2	0.3	6	0		

2018, NEW ENGLAND (11-5)

Date	Opp.	W/L	GP/GS	Att.	Cmp.	Yds.	PASSING							RUSHING						
							Pct.	Yds./Att.	TD	INT	Lg.	Sk./Lst.	Rtng.	Att.	Yds.	Avg.	Lg.	TD		
9/9	Hou.	W																		
9/16	at Jac.	L																		
9/23	at Det.	L																		
9/30	Mia.	W	1/0	0	0	0	-	-	0	0	-	0/0	-	3	-3	-1.0	-1	0		
10/4	Ind.	W																		
10/14	KC	W																		
10/21	at Chi.	W																		
10/29	at Buf.	W	1/0	0	0	0	-	-	0	0	-	0/0	-	2	-2	-1.0	-1	0		
11/4	GB	W																		
11/11	at Ten.	L	1/0	1	1	7	100.0	7.0	0	0	7	0/0	95.8	1	2	2.0	2	0		
11/25	at NYJ	W																		
12/2	Min.	W																		
12/9	at Mia.	L																		
12/16	at Pit.	L																		
12/23	Buf.	W	1/0	1	0	0	0.0	0.0	0	0	-	0/0	39.6	2	-2	-1.0	-1	0		
12/30	NYJ	W	1/0	0	0	0	-	-	0	0	-	0/0	-	3	-3	-1.0	-1	0		
Totals			5/0	2	1	7	50.0	3.5	0	0	7	0/0	58.3	11	-8	-0.7	2	0		
Postseason																				
1/13/19	LAC	W																		
1/20/19	at KC	W																		
2/3/19	at LAR	W																		
Totals			0/0	0	0	0	-	-	0	0	-	0/0	-	0	0	-	-	0	0	

BRIAN HOYER GAME-BY-GAME

2017, SAN FRANCISCO/ NEW ENGLAND

Date	Opp.	W/L	GP/GS	PASSING								RUSHING						
				Att.	Cmp.	Yds.	Pct.	Yds./Att.	TD	INT	Lg.	Sk./Lst.	Rtng.	Att.	Yds.	Avg.	Lg.	TD
9/10	Car.*	L	1/1	35	24	193	68.6	5.5	0	1	22	4/27	70.3	1	-5	-5.0	-5	0
9/17	at Sea.*	L	1/1	27	15	99	55.6	3.7	0	1	14	2/10	48.2	0	0	-	-	0
9/21	LAR*	L	1/1	37	23	332	62.2	9.0	2	1	59	4/24	98.0	1	9	9.0	9t	1
10/1	at Ari.*	L	1/1	49	24	234	49.0	4.8	0	1	24	3/24	54.3	1	3	3.0	3	0
10/8	at Ind.*	L	1/1	46	29	353	63.0	7.7	2	0	51	2/17	101.1	2	0	0.0	0	0
10/15	at Was.*	L	1/1	11	4	34	36.4	3.1	0	0	21	1/10	45.3	0	0	-	-	0
10/22	Dal.*	L					(DID NOT PLAY)											
10/29	at Phi.*	L					(DID NOT PLAY)											
11/12	at Den.	W	1/0	3	3	37	100.0	12.3	0	0	27	0/0	118.1	0	0	-	-	0
11/19	at Oak.	W	1/0	0	0	0	-	-	0	0	-	0/0	-	0	0	-	-	0
11/26	Mia.	W					(DID NOT PLAY)											
12/3	at Buf.	W	1/0	0	0	0	-	-	0	0	-	0/0	-	2	-2	-1.0	-1	0
12/11	at Mia.	L					(DID NOT PLAY)											
12/17	at Pit.	W					(DID NOT PLAY)											
12/24	Buf.	W	1/0	0	0	0	-	-	0	0	-	0/0	-	2	-1	-0.5	0	0
12/31	NYJ	W	1/0	3	1	5	33.3	1.7	0	0	5	0/0	42.4	0	0	-	-	0
Totals			11/6	208	123	1,287	59.1	6.2	4	4	59	16/112	74.5	9	4	0.4	9t	1
Postseason																		
1/13/19	Ten.	W	1/0	0	0	0	-	-	0	0	-	0/0	-	3	-1	-0.3	0	0
1/20/19	Jac.	W					(DID NOT PLAY)											
2/3/19	Phi.	L					(DID NOT PLAY)											
Totals			1/0	0	0	0	-	-	0	0	-	0/0	-	3	-1	-0.3	0	0
*w/SF																		

2016, CHICAGO (3-13)

Date	Opp.	W/L	GP/GS	PASSING								RUSHING						
				Att.	Cmp.	Yds.	Pct.	Yds./Att.	TD	INT	Lg.	Sk./Lst.	Rtng.	Att.	Yds.	Avg.	Lg.	TD
9/11	at Hou.	L					(DID NOT PLAY)											
9/19	Phi.	L	1/0	12	9	78	75.0	6.5	0	0	19	0/0	91.7	0	0	-	-	0
9/25	at Dal.	L	1/1	49	30	317	61.2	6.5	2	0	32	1/5	93.7	2	2	1.0	3	0
10/2	Det.	W	1/1	36	28	302	77.8	8.4	2	0	64	2/8	120.1	3	-3	-1.0	-1	0
10/9	at Ind.	L	1/1	43	33	397	76.7	9.2	2	0	38	0/0	120.0	1	-1	-1.0	-1	0
10/16	Jac.	L	1/1	49	30	302	61.2	6.2	0	0	36	1/5	78.8	1	0	0.0	0	0
10/20	at GB	L	1/1	11	4	49	36.4	4.5	0	0	25	0/0	50.9	0	0	-	-	0
10/31	Min.	W					(RESERVE/INJURED LIST - ARM)											
11/13	at TB	L					(RESERVE/INJURED LIST - ARM)											
11/20	at NYG	L					(RESERVE/INJURED LIST - ARM)											
11/27	Ten.	L					(RESERVE/INJURED LIST - ARM)											
12/4	SF	W					(RESERVE/INJURED LIST - ARM)											
12/11	at Det.	L					(RESERVE/INJURED LIST - ARM)											
12/18	GB	L					(RESERVE/INJURED LIST - ARM)											
12/24	Was.	L					(RESERVE/INJURED LIST - ARM)											
1/1/17	at Min.	L					(RESERVE/INJURED LIST - ARM)											
Totals			6/1	200	134	1,445	67.0	7.2	6	0	64	4/18	98.0	7	-2	-0.3	3	0

BRIAN HOYER GAME-BY-GAME

2015, HOUSTON (9-7)

Date	Opp.	W/L	GP/GS	PASSING										RUSHING					
				Att.	Cmp.	Yds.	Pct.	Yds./Att.	TD	INT	Lg.	Sk./Lst.	Rtng.	Att.	Yds.	Avg.	Lg.	TD	
9/13	KC	L	1/1	34	18	236	52.9	6.9	1	1	32	4/29	72.7	0	0	-	-	0	
9/20	at Car.	L		(DID NOT PLAY)															
9/27	TB	W		(DID NOT PLAY)															
10/4	at Atl.	L	1/0	30	17	232	56.7	7.7	2	0	42	1/8	103.8	0	0	-	-	0	
10/8	Ind.	L	1/0	31	24	312	77.4	10.1	2	1	42t	0/0	116.6	1	14	14.0	14	0	
10/18	at Jac.	W	1/1	36	24	293	66.7	8.1	3	0	31	1/6	119.3	5	5	1.0	6	0	
10/25	at Mia.	L	1/1	49	23	273	46.9	5.6	3	1	27t	4/22	76.3	0	0	-	-	0	
11/1	Ten.	W	1/1	35	23	235	65.7	6.7	2	0	42t	3/21	103.9	1	-1	-1.0	-1	0	
11/16	at Cin.	W	1/1	22	12	123	54.5	5.6	0	1	25	2/10	51.9	1	15	15.0	15	0	
11/22	NYJ	W		(INACTIVE - CONCUSSION)															
11/29	NO	W	1/1	27	21	205	77.8	7.6	2	1	37	1/10	107.6	3	-3	-1.0	-1	0	
12/6	at Buf.	L	1/1	43	26	293	60.5	6.8	3	1	29	2/18	94.4	3	15	5.0	14	0	
12/13	NE	L	1/1	22	11	155	50.0	7.0	0	0	49	5/54	73.1	1	-1	-1.0	-1	0	
12/20	at Ind.	W		(INACTIVE - CONCUSSION)															
12/27	at Ten.	W		(INACTIVE - CONCUSSION/ANKLE)															
1/3/16	Jac.	W	1/1	40	25	249	62.5	6.2	1	1	27	2/7	78.0	0	0	-	-	0	
Totals			11/9	369	224	2,606	60.7	7.1	19	7	49	25/185	91.4	15	44	2.9	15	0	
Postseason																			
1/9/16	KC	L	1/1	34	15	136	44.1	4.0	0	4	17	3/24	15.9	1	-1	-1.0	-1	0	
Totals			1/1	34	15	136	44.1	4.0	0	4	17	3/24	15.9	1	-1	-1.0	-1	0	

2014, CLEVELAND (7-9)

Date	Opp.	W/L	GP/GS	PASSING										RUSHING				
				Att.	Cmp.	Yds.	Pct.	Yds./Att.	TD	INT	Lg.	Sk./Lst.	Rtng.	Att.	Yds.	Avg.	Lg.	TD
9/7	at Pit.	L	1/1	30	18	222	60.0	7.4	1	0	47	3/24	94.0	1	-2	-2.0	-2	0
9/14	NO	W	1/1	40	24	204	60.0	5.1	1	0	28	1/2	81.7	0	0	-	-	0
9/21	Bal.	L	1/1	25	19	290	76.0	11.6	1	0	70	0/0	127.1	3	-2	-0.7	3	0
10/5	at Ten.	W	1/1	37	21	291	56.8	7.9	3	1	49	1/7	97.9	1	2	2.0	2	0
10/12	Pit.	W	1/1	17	8	217	47.1	12.8	1	0	51t	1/7	113.0	1	0	0.0	0	0
10/19	at Jac.	L	1/1	41	16	215	39.0	5.2	0	1	65	3/18	46.3	1	-1	-1.0	-1	0
10/26	Oak.	W	1/1	28	19	275	67.9	9.8	1	0	48	1/8	111.5	2	1	0.5	2	0
11/2	TB	W	1/1	34	21	300	61.8	8.8	2	2	34t	4/26	85.4	2	5	2.5	3	0
11/6	at Cin.	W	1/1	23	15	198	65.2	8.6	0	0	28	0/0	92.3	4	1	0.3	3	0
11/16	Hou.	L	1/1	50	20	330	40.0	6.6	1	1	35	3/20	61.3	2	1	0.5	2	0
11/23	at Atl.	W	1/1	40	23	322	57.5	8.1	0	3	40	1/9	52.3	3	12	4.0	9	0
11/30	at Buf.	L	1/1	30	18	192	60.0	6.4	0	2	30	2/14	51.0	0	0	-	-	0
12/7	Ind.	L	1/1	30	13	136	43.3	4.5	0	2	27	1/3	29.3	2	3	1.5	4	0
12/14	Cin.	L		(DID NOT PLAY)														
12/21	at Car.	L	1/0	13	7	134	53.8	10.3	1	1	81t	3/22	83.5	2	19	9.5	11	0
12/28	at Bal.	L		(INACTIVE - SHOULDER/BICEPS)														
Totals			14/13	438	242	3,326	55.3	7.6	12	13	81t	24/160	76.5	24	39	1.6	11	0

BRIAN HOYER GAME-BY-GAME

2013, CLEVELAND (4-12)

Date	Opp.	W/L	GP/GS	Att.	Cmp.	Yds.	Pct.	PASSING					Rtng.	RUSHING						
								Yds./Att.	TD	INT	Lg.	Sk./Lst.		Att.	Yds.	Avg.	Lg.	TD		
9/8	Mia.	L						(INACTIVE)												
9/15	at Bal.	L						(INACTIVE)												
9/22	at Min.	W	1/1	54	30	321	55.6	5.9	3	3	47t	3/26	68.5	1	-2	-2.0	-2	0		
9/29	Cin.	W	1/1	38	25	269	65.8	7.1	2	0	39	3/22	103.9	4	7	1.8	8	0		
10/3	Buf.	W	1/1	4	2	25	50.0	6.3	0	0	13	0/0	69.8	1	11	11.0	11	0		
10/13	Det.	L						(RESERVE/INJURED LIST - KNEE)												
10/20	at GB	L						(RESERVE/INJURED LIST - KNEE)												
10/27	at KC	L						(RESERVE/INJURED LIST - KNEE)												
11/3	Bal.	W						(RESERVE/INJURED LIST - KNEE)												
11/17	at Cin.	L						(RESERVE/INJURED LIST - KNEE)												
11/24	Pit.	L						(RESERVE/INJURED LIST - KNEE)												
12/1	Jac.	L						(RESERVE/INJURED LIST - KNEE)												
12/8	at NE	L						(RESERVE/INJURED LIST - KNEE)												
12/15	Chi.	L						(RESERVE/INJURED LIST - KNEE)												
12/22	at NYJ	L						(RESERVE/INJURED LIST - KNEE)												
12/29	at Pit.	L						(RESERVE/INJURED LIST - KNEE)												
Totals			3/3	96	57	615	59.4	6.4	5	3	47t	6/48	82.6	6	16	2.7	11	0		

2012, ARIZONA (5-11)

Date	Opp.	W/L	GP/GS	Att.	Cmp.	Yds.	Pct.	PASSING					Rtng.	RUSHING					
								Yds./Att.	TD	INT	Lg.	Sk./Lst.		Att.	Yds.	Avg.	Lg.	TD	
9/9	Sea.	W						(NOT ON ROSTER)											
9/16	at NE	W						(NOT ON ROSTER)											
9/23	Phi.	W						(NOT ON ROSTER)											
9/30	Mia.	W						(NOT ON ROSTER)											
10/4	at StL.	L						(NOT ON ROSTER)											
10/14	Buf.	L						(NOT ON ROSTER)											
10/21	at Min.	L						(NOT ON ROSTER)											
10/29	SF	L						(NOT ON ROSTER)											
11/4	at GB	L						(NOT ON ROSTER)											
11/18	at Atl.	L						(NOT ON ROSTER)											
11/25	StL.	L						(NOT ON ROSTER)											
12/2	at NYJ	L						(NOT ON ROSTER)											
12/9	at Sea.	L						(NOT ON ROSTER)											
12/16	Det.	W						(INACTIVE)											
12/23	Chi.	L	1/0	19	11	105	57.9	5.5	0	1	24	2/12	51.4	0	0	-	-	0	
12/30	at SF	L	1/1	34	19	225	55.9	6.6	1	1	53	2/18	73.8	1	6	6.0	6	0	
Totals			2/1	19	30	330	157.9	17.4	1	2	53	4/30	65.8	1	6	6.0	6	0	

BRIAN HOYER GAME-BY-GAME

2009, NEW ENGLAND (10-6)

Date	Opp.	W/L	GP/GS	Att.	Cmp.	Yds.	Pct.	PASSING					RUSHING					
								Yds./Att.	TD	INT	Lg.	Sk./Lst.	Rtng.	Att.	Yds.	Avg.	Lg.	TD
9/14	Buf.	W						(DID NOT PLAY)										
9/20	at NYJ	L						(DID NOT PLAY)										
9/27	Atl.	W						(DID NOT PLAY)										
10/4	Bal.	W						(DID NOT PLAY)										
10/11	at Den.	L						(DID NOT PLAY)										
10/18	Ten.	W	1/0	11	9	52	81.8	4.7	0	0	16	0/0	86.4	6	-2	-0.3	4	1
10/25	at TB	W	1/0	0	0	0	-	-	0	0	-	0/0	-	3	17	5.7	20	0
11/8	Mia.	W						(DID NOT PLAY)										
11/15	at Ind.	L						(DID NOT PLAY)										
11/22	NYJ	W						(DID NOT PLAY)										
11/30	at NO	L	1/0	4	2	19	50.0	4.8	0	0	14	1/8	63.5	0	0	-	-	0
12/6	at Mia.	L						(DID NOT PLAY)										
12/13	Car.	W						(DID NOT PLAY)										
12/20	at Buf.	W						(DID NOT PLAY)										
12/27	Jac.	W	1/0	0	0	0	-	-	0	0	-	0/0	-	0	0	-	-	0
1/3/10	at Hou.	L	1/0	12	8	71	66.7	5.9	0	0	17	1/10	82.3	1	10	10.0	10	0
Totals			5/0	27	19	142	70.4	5.3	0	0	17	2/18	82.6	10	25	2.5	20	1
Postseason																		
1/10/10	Bal.	L						(DID NOT PLAY)										
Totals			0/0	0	0	0	-	-	0	0	-	0/0	-	0	0	-	0	0



JOSH JACOBS

8

POSITION: Running Back
HT/WT: 5-10/223
ACQUIRED: D1b-'19
BORN: 2/11/98

NFL SEASON: 5
RAIDERS SEASON: 5
COLLEGE: Alabama
HOMETOWN: Tulsa, Okla.

TRANSACTIONS: Selected by Oakland Raiders in the first round (24th overall) of the 2019 NFL Draft, April 25, 2019.

CAREER: Elite running back enters his fifth season in the league after a career-year in 2022...Owns 4,740 career rushing yards since entering the league in 2019, surpassing Marcus Allen (4,638) for the most rushing yards by a Raiders back through their first four seasons...Became the 15th running back in NFL history to record 7+ rushing touchdowns in each of their first four seasons...Just the third player in franchise history with multiple seasons of at least 1,000 rushing yards...Has recorded 15 100-yard rushing performances, tied for the fourth most in the NFL (since 2019) and the second most in franchise history...Became just the 33rd player in NFL history to begin his career with back-to-back 1,000-yard campaigns on the ground...Last season (2022), won the NFL rushing title with 1,653 rushing yards, joining HOF Raider Marcus Allen (1985) and Clem Daniels (AFL in 1963) as the only three players in Raiders history to win the league rushing title...In 2021, surpassed 1,000 scrimmage yards for the third consecutive season on 217 carries for 872 yards with nine TDs and 54 receptions for 348 yards...In 2020, was named to his first Pro Bowl after rushing 273 times for 1,065 yards and a career-high 12 rushing TDs, while also posting career highs for receptions (33) and receiving yards (238)...In 2019, named PFWA Offensive Rookie of the Year after setting a rookie franchise record with 1,150 yards on 242 carries, while adding seven TDs...Also garnered a franchise-rookie record two NFL Offensive Player of the Month Awards for the Months of October and November...Career totals include 28 starts with 515 rushing attempts for 2,215 yards (4.3 avg.) and 19 TDs...Has added 53 receptions for 404 receiving yards (7.6 avg.).

AT A GLANCE

- Through four seasons, has racked up 4,740 career rushing yards, surpassing Marcus Allen (4,638) for the most rushing yards by a Raiders back through their first four seasons.
- Last season (2022), won the NFL rushing title with 1,653 rushing yards, joining HOF Raider Marcus Allen (1985) and Clem Daniels (AFL in 1963) as the only three players in Raiders history to win the league rushing title.
- Two-time Pro Bowl selection (2020, 2022), 2022 first team AP All-Pro selection and 2022 PFWA All-NFL selection and 2019 PFWA Offensive Rookie of the Year after setting the franchise rookie record for rushing yards in a single season, surpassing Marcus Allen's record (686) set in 1982.
- Has become the 15th running back in NFL history to record 7+ rushing touchdowns in each of their first four seasons.
- Became the seventh player in NFL history to record 1,200 yards and 7+ touchdowns in each of his first four seasons, joining Adrian Peterson, Barry Sanders, Earl Campbell, Eric Dickerson, LaDainian Tomlinson and Terrell Davis.
- Became just the third player in franchise history to record multiple seasons with at least 1,000 rushing yards.



2022: Started in all 17 games and finished the season with a career-high 1,653 rushing yards, the second most in a single season in franchise history...Won the NFL rushing title with 1,653 rushing yards, joining HOF Raider Marcus Allen (1985) and Clem Daniels (AFL in 1963) as the only three players in Raiders history to win the league rushing title... Jacobs is now also one of only seven players in the NFL over the last 10 seasons (2013-22) to rush for 1,500+ yards and 10+ touchdowns in a single season...Earned his second-career Pro Bowl selection and was a first team AP All-Pro selection and earned PFWA All-NFL honors...Added 53 catches for 400 yards – his 2,053 scrimmage yards in 2022 were the most in the NFL...Averaged 4.86 yards per carry in 2022, the third best average in the league...Tied his career high with 12 rushing touchdowns, tied for fifth in the NFL...Posted six 100-yard rushing games, the third most in the league in 2022...Notched 109 first downs, which is the most in the NFL by any non-QB in 2022...Recorded 93 rushing first downs, the most in the NFL this season and the most in a single season by a Raiders back since 1994...(9/11) at LAC: Led the Raiders in rushing with 57 yards on 10 carries (5.7 avg.) and added one reception for 16 yards...(9/18) vs. Ari.: Led the team with 69 rushing yards on 19 carries (3.6 avg.) and added one catch for 12 yards...(9/25) at Ten.: Led the team with 66 rushing yards (5.1 avg.) on 51 carries and added five catches for 31 yards (6.2 avg.)...(10/2) vs. Den.: Led the team with 144 rushing yards and two touchdowns on 28 carries (5.1 avg.) and added five catches for 31 yards (6.2 avg.)...(10/10) at KC: Notched 154 rush yards and one touchdown on 21 carries (7.3 avg.) and added five catches for 39 yards (7.8 avg.), his second-straight game of 100+ yards and the 11th of his career...(10/23) vs. Hou.: Led the team with 143 rushing yards and three touchdowns on 20 carries (7.2 avg.) and added three catches for 12 yards (4.0 avg.)...Notched his third-straight

100-yard performance on the ground, marking only the sixth time in Raiders history a player has recorded three straight games with 100+ rushing yards...Jacobs rushed for 144 yards and one touchdown in Week 4, 154 yards and two touchdowns in Week 5 and 143 yards and three touchdowns in Week 7 – only the ninth time in NFL history (first since 2019; Derrick Henry) a player has rushed for 140+ yards and at least one touchdown in three consecutive games and the first time in Raiders history...(10/30) at NO.: Rushed 10 times for 43 yards (4.3 avg.)...(11/6) at Jac.: Rushed 67 yards on 17 attempts (3.9 avg.), while adding three catches on 3 targets for 20 yards...(11/13) vs. Ind.: Rushed 21 times for 78 yards (3.7 avg.) and a touchdown, while pulling in six receptions for 28 yards (4.7 avg.)...Jacobs notched his seventh rushing touchdown of the season, becoming only the 15th running back in NFL history to record 7+ rushing touchdowns in each of their first four seasons...(11/20) at Den.: Rushed 24 times for 109 yards (4.5 avg.) and caught three passes for 51 yards (17.0 avg.), including a career-long 43-yard reception...Notched his fourth 100-yard performance of the season, the sixth most 100-yard games in a single season in franchise history...Reached 930 rushing yards on the season, becoming the 10th player in NFL history with 850+ rushing

yards and 7+ rushing touchdowns in each of his first four seasons...Eclipsed 4,000 career rushing yards (4,017), becoming only the second player in franchise history to reach the milestone in their first four seasons (Marcus Allen)...**(11/27) at Sea:** Established a single-game franchise record with 303 scrimmage yards (229 rushing, 74 receiving) and two rushing touchdowns, including the game-winning 86-yard touchdown run in overtime...Rushed 33 times for a career-high 229 yards (6.9 avg.) and two touchdowns...His 229 rushing yards were the most in a single game in Raiders history and the most in a single game in the NFL since the 2020 season...Became the first player in Raiders history to rush for 225+ yards and 2+ touchdowns...Jacobs 6.9 yards per carry average in the game is the best average in a single game in franchise history (min. 30 attempts), and his performance is only the 14th in the NFL since 2000 of 6.9 yards per carry or more among rushers who had 30+ attempts...His 86-yard run to close out the victory in overtime was the second-longest overtime rushing touchdown and fourth-longest overtime scrimmage touchdown in the NFL since 1974...His 109 rushing yards are the most in overtime since 1991...Jacobs' 482 rushing yards From Weeks 10-12 are the most rushing yards by a Raiders running back in a three-game span in franchise history, surpassing Marcus Allen's 464 rushing yards over three games in 1985 (Nov. 24-Dec. 18, 1985)...**(12/4) vs. LAC:** Finished with 144 rushing yards and one touchdown on 26 carries (5.5 avg.), notching his 6th 100-yard rushing performance of the season, tied for the second most games in a single season in franchise history...Reached 10 rushing touchdowns on the season, becoming one of only six backs in the NFL to record at 10+ rushing touchdowns in multiple seasons since 2019. His 10 rushing touchdowns tied for the fourth most through the first 12 games of a single season in franchise history...Jacobs reached 10 rushing touchdowns on the season, his second career season with 10+ rushing touchdowns (2020, 12)...He is now also only the second player in Raiders history with multiple seasons of 10+ rushing touchdowns in their first four years in the NFL...**(12/8) at LAR:** Rushed 27 times for 99 yards (3.7 avg.) and one touchdown, while hauling in two receptions for 15 yards (7.5 avg.)...**(12/18) vs. NE:** Racked up 93 rushing yards on 22 attempts (4.2 avg.)...**(12/24) at Pit.:** Rushed 15 times for a team-high 44 yards (2.9 avg.) and pulled in one reception for six yards (6.0 avg.)...Reached 1,539 rushing yards on the season, becoming one of only six players in the NFL over the last 10 seasons (2013-22) to rush for 1,500+ yards and 10+ touchdowns in a single season...Jacobs also reached 100 total first downs (86 rushing, 14 receiving), only the fifth player in the NFL (non-QB) over the last five seasons to record 100+ first downs in a single season...**(1/1/23) vs. SF:** Rushed 17 times for a team-high 69 yards (4.1 avg.) and one touchdown and also pulled in four receptions for 26 yards (6.5 avg.)...**(1/7/23) vs. KC:** Rushed 17 times for 45 yards (2.6 avg.) and also pulled in two receptions for five yards (2.5 avg.).

2021: Appeared in 15 games with 14 starts, recording 217 carries for 872 yards with nine TDs...Added 54 receptions for 348 yards...Surpassed 1,000 scrimmage yards for the third consecutive season, finishing the year with 1,220...His 54 receptions and 348 receiving yards both marked career highs...**(9/13) vs. Bal.:** Finished the contest with 10 carries for 34 yards with two TDs, marking his eighth multi-TD rushing performance of his career...**(10/4) at LAC:** Returned to action and finished with 13 carries for 40 yards, while adding five receptions for 17 yards...**(10/10) vs. Chi.:** Started and led the team with 15 carries for 48 yards with one TD...Added four receptions for 19 yards...**(10/17) at Den.:** Rushed for 53 yards on 16 carries with one TD, while adding 29 receiving yards on one reception...His 23 career rushing TDs are the second-most through a player's first 32 games in Raiders history...**(10/24) vs. Phi.:** Recorded six carries for 29 yards with one TD in the win before exiting early due to injury...**(11/7) at NYG:** Finished with 76 rushing yards on 13 carries, while adding four receptions for 19 yards...**(11/14) vs. KC:** Finished with 36 scrimmage yards (16 rushing and 20 receiving)...**(11/21) vs. Cin.:** Recorded nine carries for 37 yards and added five receptions for 24 yards...**(11/25) at Dal.:** Finished with 87 rushing yards on 22 carries with one TD...Added two receptions for 25 yards...**(12/5) vs. Was.:** Recorded 13 carries for 52 yards with one TD, adding a career-high nine receptions for 38 yards...**(12/12) at KC:** Recorded nine carries for 24 yards and added five receptions for 46 yards...**(12/20) at Cle.:** Totaled 52 rushing yards on 15 carries, while adding three receptions for 42 yards...**(12/26) vs. Den.:** Finished with 27 carries for 129 yards, both marking season highs...His 129 rushing yards ties a career high...**(1/2/22) at Ind.:** Rushed for 63 yards on 16 carries with one TD in the win...Added four receptions for 17 yards...**(1/9/22) vs. LAC:** Finished with a career-high 132 rushing yards on 26 carries with one TD...Added a career-high 144 all-purpose yards...Became just the 13th player in franchise history to record 3,000-plus career rushing yards...**Postseason: (1/15/22) at Cin.:** Recorded a game-high 83 rushing yards on 13 carries in his first postseason appearance...Added four receptions for 44 yards.



2020: Named to his first Pro Bowl after recording 1,065 rushing yards on 273 carries with 12 TDs, while adding 33 receptions for 238 yards...Became just the third player in franchise history to rush for 1,000 yards in multiple seasons, joining RBs Marcus Allen and Mark van Eggen...Just the 33rd player in NFL history to begin his career with 1,000 rushing yards in each of his first two seasons...Finished eighth in the NFL with 1,065 rushing yards and third in the league with 273 carries...Tied for fourth in the NFL with 12 rushing TDs on the season...His 12 rushing TDs in a single season also tied for third-most in franchise history...**(9/13) at Car.:** Recorded 93 yards rushing on 25 carries (3.7 avg.) with three TDs, adding a career-high 46 yards receiving on four receptions (11.5)...His three TDs on the ground tied a single-game franchise record and led the NFL in Week 1...Became the first Raiders player to rush for three TDs in a season opener and first player in the NFL with three rushing TDs in season-opener since RB Mike Gillislee did so in 2017, and only the third such occurrence since 2010...Joined WR Tim Brown as the only other Raiders player with three TDs in season-opener (vs. Ten in 1997)...Joined RB Lawrence Phillips (1996-97) as the only players with at least two rushing TDs in Week 1 of both their rookie season and second season...Tallied his fourth multi-rushing TD game in just his first 14 career contests, tied for third-most all-time in NFL history...No player in NFL history had more rushing TDs combined in Week 1 of their rookie season and second season than his five...**(9/21) vs. NO:** Finished with 88 yards

rushing on 27 carries (3.3 avg.), adding 17 yards receiving on three receptions...Recorded his third-straight primetime game with 100-plus scrimmage yards (105)...**(9/27) at NE:** Finished with a team-high 71 rushing yards on 16 carries (4.4 avg.), adding three receptions for 12 yards...Ranked first in Raiders history with 1,402 rushing yards through his first 16 career games...**(10/4) vs. Buf.:** Finished with 48 rushing yards on 15 carries (3.2 avg.) and added three receptions for 135 yards (8.3 avg.)...**(10/11) at KC:** Finished the day with 19 carries for 59 yards and two TDs, while adding two receptions for eight yards...Recorded his fifth multi-rushing TD game of his career...**(10/25) vs. TB:** Totaled 10 rush attempts for 17 yards and three receptions for 14 yards...**(11/1) at Cle.:** Finished with career highs in rushing attempts (31) and rushing yards (129)...Recorded his first 100-yard rushing game this season, and sixth time in his first 20 career games...Became the first Raiders running back to record 30 attempts in a single game for the first time since RB Darren McFadden in 2012...His 129 rushing yards ranked second in the NFL that week and first in the AFC...His 31 carries are tied for fifth-most in franchise history among single-game performances...Also rushed for a career-high 10 first downs and finished second in the NFL in Week 8 with 95 rushing yards after contact...**(11/8) at LAC:** Finished the day with 11 rushes for 62 yards (5.6 avg.) with one TD...With 63 rushing yards in the contest, became the franchise's leader in rushing yards (1,738) through a player's first two seasons, surpassing Hall of Famer Allen's 1,711 yards...**(11/15) vs. Den.:** Finished the day with 21 carries for 122 yards (5.3 avg.) and two rushing TDs...Also tied a career high with four receptions for 24 yards...Registered his seventh career 100-yard rushing game and second on the season...Ranked tied for second in franchise history with RBs Bo Jackson and McFadden for most career games with 100-plus yards rushing and two-plus TD runs (three)...His eight total rush TDs ranked tied for second-most in club history through the first 10 weeks of the season...**(11/22) vs. KC:** Finished the day with 17 carries for 55 yards (3.2 avg.) and one rushing TD...Recorded a rushing TD for the third consecutive contest, marking the first time achieving the feat in his career...**(11/29) at Atl.:** Totaled seven carries for 27 yards while adding three receptions for 17 yards...**(12/6) at NYJ:** Inactive due to an ankle injury...**(12/13) vs. Ind.:** Totaled 13 carries for 49 yards (3.8 avg.) and three receptions for 25 yards (8.3 avg.)...**(12/17) vs. LAC:** Finished the day with 26 carries for 76 yards with one rushing TD, while adding three receptions for 38 yards...In the first quarter of the contest, became the first player in franchise history to surpass 2,000 rushing yards in his first two seasons...Became just the fourth player in Raiders history to record at least 10 rushing TDs in a single season, joining RBs Allen, Pete Banaszak and Latavius Murray...**(12/26) vs. Mia.:** Rushed 13 times for 69 yards...**(1/3/21) at Den.:** Finished with 15 carries for 89 yards with two TDs in the win...Eclipsed the 1,000 yard milestone on the day, becoming the first running back in franchise history to begin his career with back-to-back 1,000-yard rushing campaigns...Recorded 28-yard TD run, marking a new career long...His seventh multi-TD game set the franchise record for most such performances through a player's first two seasons.

2019: Started in all 13 of his appearances as a rookie in 2019, recording 1,150 rushing yards on 242 carries with seven TDs, while adding 20 receptions for 166 yards en route being named PFWA Offensive Rookie of the Year while garnering Pro Bowl alternate recognition...Broke RB Marcus Allen's record of 100-yard rushing performances, finishing with five...Became the 21st player in NFL history with 1,000 rushing yards through his first 12 career contests...Became the 12th player in Raiders lore to rush for over 1,000 yards...Ranked sixth in franchise history with 1,150 rushing yards in a single season...Ranked fourth in NFL history among players 21-years-old or younger with 1,150 rushing yards...Despite missing three games due to a shoulder injury, finished fifth in the NFL with 686 rushing yards after contact...Finished eighth in the NFL and first among rookies in rushing yards...Became the first rookie in franchise history to rush for 1,000 yards...Also became the first player in Raiders history and first player since WR Odell Beckham Jr. in 2014 to be named NFL Offensive Rookie of the Month in two separate months (October and November)...**(9/9) vs. Den.:** Made his NFL debut, starting at running back...Tallied 85 yards on 23 carries and added two rushing TDs...Became the first rookie since RB LaDainian Tomlinson in 2001 to gain 100 yards from scrimmage while logging two rushing TDs in his NFL debut...Became the first Raiders player in franchise history to score two rushing TDs in his NFL debut...His 85 yards on the ground ranked third in franchise history among Raiders in their NFL debuts...**(9/15) vs. KC:** Recorded a game-high 99 yards rushing on 12 carries (8.3 avg.), with a 51-yard long...His 51-yard rush was the fourth-longest by a rookie during the year...Tied for the seventh-most single-game rushing yards by Raiders rookie running back in franchise history...**(9/22) at Min.:** Recorded a team-high 44 yards rushing on 10 carries, with an 18-yard long...**(9/29) at Ind.:** Recorded a game-high 79 rushing yards on 17 carries, adding 29 receiving yards on two receptions, including a career high 20-yard catch-and-run...Set the Raiders record for the most rushing yards (307) by a player in his first four career games, passing McFadden's 272 yards posted in 2008...Tallied over 100 scrimmage yards (108) for the second time...**(10/6) vs. Chi.:** Logged a 12-yard rushing TD to become just the third player in franchise history with at least three rushing scores through Week 5, joining Allen (1982) and RB Arthur Whittington (1978)...Recorded his first career 100-yard rushing game (123), becoming just the fifth rookie in franchise history to rush for at least 100 yards in a single game...Became the first player in franchise history to rush for 100 yards against the Bears defense...**(10/20) at GB:** Surpassed RB Bo Jackson for most rushing yards (554) in franchise history through a player's first six career games...Became the only rookie in franchise history to recorded consecutive 100-plus rushing yard games, while tying Allen for most 100-yard contests by a player in franchise history through his first six career games...**(10/27) at Hou.:** Finished with a team-high 66 rushing yards on 15 carries (4.4 avg.), adding 15 receiving yards on two catches...His 620 rushing yards marked the most through a player's first seven career games in club history...**(11/3) vs. Det.:** Totaled 28 carries for 120 yards with two TDs in the win...Became the franchise's all-time rookie rushing leader, surpassing Allen's record of 697 set in 1982...Tied for third-most rushing TDs (six) by a Raiders rookie in franchise history (RB J.D. Smith - 1960)...Became the first rookie since RB Ickey Woods in 1988 to have two-plus rushing TDs in three of his first eight career games...Tied Allen for most 100-yard rushing games (three) by a rookie in franchise history...First running back with at least three games of multiple rush TDs in his first season since RB Ezekiel Elliott had five in 2016...Became the fifth player in the Super Bowl Era with two games of 120 rushing yards and two-plus rushing TDs over his first eight career games, joining RB Billy Sims (1980), Hall of Famer RB Eric Dickerson (1983), RB Julius Jones (2004) and RB Adrian Peterson (2007)...Eighth player since at least 1950 to log 700 rushing yards and have six rushing TDs in his first eight games...**(11/7) vs. LAC:** Finished with 71 yards (4.4 avg.) on 16 carries with one TD, adding three receptions for 30 yards (10.0 avg.)...Became the 16th player in NFL history to surpass 800 rushing yards (811) in their first nine career games...Tied RB Arthur Whittington for the second-most rushing scores (seven) by a rookie in franchise history...**(11/17) vs. Cin.:** Finished with 112 yards on 23 carries (4.9 avg.), adding three receptions for 12 yards...Recorded his fourth career 100-yard rushing game, surpassing Allen's franchise record for the most 100-yard contests by a rookie (four)...Became the 12th player in NFL history with at least 900 yards (923) through a player's first 10 career games...Recorded 100-plus scrimmage yards (124) in three consecutive games...**(11/24) at NYJ:** Finished with 36 yards on 11 carries (3.3 avg.), adding one reception for two yards...**(12/1) at KC:** With seven carries for 55 yards in the first quarter, went over 1,000 yards rushing on the season and became the first rookie in franchise history to rush for 1,000 yards (1,061)...Became the Raiders first 1,000-yard rusher since Murray in 2015 and only the fourth player in club history with 1,000 yards through the team's first 12 games...Finished with 104 yards on 17 carries (6.1 avg.), tying RB Mark van Eeghen for the fourth-most 100-yard rushing performances (five) during a single season in franchise history...**(12/15) vs. Jac.:** Finished with 89 yards rushing on 24 carries, in addition to two receptions for 20 yards...Entered the top-20 in

NFL history for most rushing yards (1,150) by a player through their first 13 career games...Led all rookies in rush yards (1,150), rush TDs (seven) and scrimmage yards (1,316) through Week 15.

COLLEGE: Played three years at Alabama from 2016-18, appearing in 42 games... Totaled 1,491 rushing yards on 251 rushes (5.9 avg.) with 16 TDs, adding 48 receptions for 571 yards (11.9 avg.) and five TDs... Also recorded 18 kickoff returns for 514 yards with one TD, ranking third in school history with an average of 28.6... As a junior in 2018, totaled 15 TDs (11 rushing, three receiving, one kickoff return) to rank eighth in the Southeastern Conference... His 11 rushing scores tied for seventh in the conference... Tied for the team lead in all-purpose yards with 1,315 to average 87.7 yards per game... Ranked second on the team in scoring with 90 points... Rushed 120 times for 640 yards and a team-high 11 scores while catching 20 passes for 247 yards and three TDs... Recorded 50 carries for a first down on the season with 14 of his receptions resulting in a first down... Added 14 kickoff returns for 428 yards with one score of 77 yards... Led the SEC and ranked second in the FBS with a kickoff return average of 30.6 yards... His 30.6 kickoff return average is second-best in Alabama single-season records (min. 10 returns)... Earned Special Teams Player of the Week honors from Alabama coaches for his play against Louisville, Ole Miss and Missouri, while earning Offensive Player of the Week recognition for his performances against Missouri, Mississippi State and Auburn... In 2017, appeared in 12 games and totaled 284 yards on 46 carries and one TD, while catching 14 passes for 168 yards and two TDs... Returned four kickoffs for 86 yards with a long return of 23 yards... Earned Special Teams Player of the Week recognition from the Alabama coaches for his efforts against Arkansas and was named Offensive Player of the Week for his performances against Ole Miss, Mississippi State and Mercer... As a freshman in 2016, rushed 85 times for 567 yards (6.7 avg.) and four TDs and added 14 receptions for 156 yards... Selected as the SEC Freshman of the Week after his performance against Kentucky... Earned Offensive Player of the Week for his performances against Kent State and Kentucky, and Special Teams Player of the Week after the Florida game from Alabama's coaches.

PERSONAL: Attended McLain High School in Tulsa, Okla. ... Recorded 5,372 rushing yards and 56 TDs in his career at McLain... Ranked a four-star prospect, the No. 2 player in Oklahoma and the No. 6 all-purpose running back nationally despite arriving late on the scene in the recruiting process... Ranked as the No. 10 all-purpose running back by 247Sports and the No. 2 player in the state of Oklahoma... Ranked ninth in the state by Rivals.com... ESPN listed him as the No. 4 player in Oklahoma and the No. 36 running back nationally... As a senior, recorded 2,704 rushing yards on 179 carries (15.1 avg.) with 31 rushing TDs, while averaging 245.8 yards per game... Earned first-team All-State honors by the Oklahoma Coaches Association and OKPreps.com.

SINGLE-GAME HIGHS: RUSHING: Attempts – 33, 11/27/22 at Sea. Yards – 229, 11/27/22 at Sea. Long – 86t, 11/27/22 at Sea. Touchdowns – 3, two times; last: 10/23/22 vs. Hou. RECEIVING: Receptions – 9, 12/5/21 vs. Was. Yards – 74, 11/27/22 at Sea. Long – 43, 11/20/22 at Den.

JOSH JACOBS' CAREER STATISTICS

Year	Team	RUSHING						RECEIVING					TOTAL OFFENSE	
		GP	GS	Att.	Yds	Avg.	Lg.	TD	Rec.	Yds.	Avg.	Lg.		TD
2019	Oakland	13	13	242	1,150	4.8	51	7	20	166	8.3	28	0	1,316
2020	Las Vegas	15	15	273	1,065	3.9	28t	12	33	238	7.2	29	0	1,303
2021	Las Vegas	15	14	217	872	4.0	28	9	54	348	6.4	29	0	1,220
2022	Las Vegas	17	17	340	1,653	4.9	86t	12	53	400	7.5	43	0	2,053
Totals		60	59	1072	4,740	4.4	86t	40	160	1,152	7.2	43	0	5,892
POSTSEASON														
2021	Las Vegas	1	1	13	83	6.4	35	0	4	44	11.0	15	0	127
Totals		1	1	13	83	6.4	35	0	4	44	11.0	15	0	127

JOSH JACOBS GAME-BY-GAME

2022, LAS VEGAS (6-11)

DATE	OPP.	W/L	GP/GS	RUSHING					RECEIVING					TOTAL OFFENSE
				ATT.	YDS.	AVG.	LG.	TD	REC.	YDS.	AVG.	LG.	TD	
9/11	at LAC	L	1/1	10	57	5.7	18	0	1	16	16.0	16	0	73
9/18	Ari.	L	1/1	19	69	3.6	13	0	1	12	12.0	12	0	81
9/25	at Ten.	L	1/1	13	66	5.1	13	0	5	31	6.2	13	0	97
10/2	Den.	W	1/1	28	144	5.1	43	2	5	31	6.2	12	0	175
10/10	at KC	L	1/1	21	154	7.3	37	1	5	39	7.8	14	0	193
10/23	Hou.	W	1/1	20	143	7.2	15t	3	3	12	4.0	5	0	155
10/30	at NO	L	1/1	10	43	4.3	16	0	2	11	5.5	11	0	54
11/6	at Jac.	L	1/1	17	67	3.9	15	0	3	20	6.7	13	0	87
11/13	Ind.	L	1/1	21	78	3.7	22	1	6	28	4.7	9	0	106
11/20	at Den.	W	1/1	24	109	4.5	15	0	3	51	17.0	43	0	160
11/27	at Sea.	W	1/1	33	229	6.9	86t	2	6	74	12.3	28	0	303
12/4	LAC	W	1/1	26	144	5.5	20t	1	2	6	3.0	5	0	150
12/8	at LAR	L	1/1	27	99	3.7	15	1	2	15	7.5	8	0	114
12/18	NE	W	1/1	22	93	4.2	18	0	2	17	8.5	11	0	110
12/24	at Pit	L	1/1	15	44	2.9	11	0	1	6	6.0	6	0	50
1/12/23	SF	L	1/1	17	69	4.1	9	1	4	26	6.5	14	0	95
1/7/23	KC	L	1/1	17	45	2.6	12	0	2	5	2.5	4	0	50
TOTALS			17/17	340	1,653	4.9	86t	12	53	400	7.5	43	0	2,053

2021, LAS VEGAS (10-7)

DATE	OPP.	W/L	GP/GS	RUSHING					RECEIVING					TOTAL OFFENSE
				ATT.	YDS.	AVG.	LG.	TD	REC.	YDS.	AVG.	LG.	TD	
9/13	Bal.	W	1/1	10	34	3.4	15t	2	1	6	6.0	6	0	40
9/19	at Pit.	W		(INACTIVE - ANKLE)										
9/26	Mia.	W		(INACTIVE - ANKLE)										
10/4	at LAC	L	1/1	13	40	3.1	10	0	5	17	3.4	9	0	57
10/10	Chi.	L	1/1	15	48	3.2	11	1	4	19	4.8	8	0	67
10/17	at Den.	W	1/1	16	53	3.3	6	1	1	29	29.0	29	0	82
10/24	Phi.	W	1/1	6	29	4.8	9	1	3	39	13.0	20	0	68
11/7	at NYG	L	1/1	13	76	5.8	14	0	4	19	4.8	8	0	95
11/14	KC	L	1/1	7	16	2.3	5	0	5	20	4.0	12	0	36
11/21	Cin.	L	1/0	9	37	4.1	18	0	5	24	4.8	8	0	61
11/25	at Dal.	W	1/1	22	87	4.0	21	1	2	25	12.5	17	0	112
12/5	Was.	L	1/1	13	52	4.0	15	1	9	38	4.2	10	0	90
12/12	at KC	L	1/1	9	24	2.7	5	0	5	46	9.2	14	0	70
12/20	at Cle.	W	1/1	15	52	3.5	9	0	3	42	14.0	17	0	94
12/26	Den.	W	1/1	27	129	4.8	19	0	1	-5	-5.0	-5	0	124
1/2/22	at Ind.	W	1/1	16	63	3.9	9	1	4	17	4.3	11	0	80
1/9/22	LAC	W	1/1	26	132	5.1	28	1	2	12	6.0	8	0	144
Totals			15/14	217	872	4.0	28	9	54	348	6.4	29	0	1,220
POSTSEASON														
1/15/22	at Cin.	L	1/1	13	83	6.4	35	0	4	44	11.0	15	0	127
Totals			1/1	13	83	6.4	35	0	4	44	11.0	15	0	127

2020, LAS VEGAS (8-8)

DATE	OPP.	W/L	GP/GS	RUSHING					RECEIVING					TOTAL OFFENSE
				ATT.	YDS.	AVG.	LG.	TD	REC.	YDS.	AVG.	LG.	TD	
9/13	at Car.	W	1/1	25	93	3.7	14	3	4	46	11.5	29	0	139
9/21	NO	W	1/1	27	88	3.3	14	0	3	17	5.7	9	0	105
9/27	at NE	L	1/1	16	71	4.4	13	0	3	12	4.0	5	0	83
10/4	Buf.	L	1/1	15	48	3.2	16	0	3	25	8.3	10	0	73
10/11	at KC	W	1/1	23	77	3.3	7t	2	2	8	4.0	4	0	85
10/25	TB	L	1/1	10	17	1.7	5	0	3	14	4.7	7	0	31
11/1	at Cle.	W	1/1	31	129	4.2	16	0	0	0	-	-	0	129
11/8	at LAC	W	1/1	14	65	4.6	14t	1	1	3	3.0	3	0	68
11/15	Den.	W	1/1	21	112	5.3	24	2	4	24	6.0	13	0	136
11/22	KC	L	1/1	17	55	3.2	13	1	1	9	9.0	9	0	64
11/29	at Atl.	L	1/1	7	27	3.9	16	0	3	17	5.7	11	0	44
12/6	at NYJ	W		(INACTIVE - ANKLE)										
12/13	Ind.	L	1/1	13	49	3.8	18	0	3	25	8.3	14	0	74
12/17	LAC	L	1/1	26	76	2.9	20	1	3	38	12.7	17	0	114
12/26	Mia.	L	1/1	13	69	5.3	15	0	0	0	-	-	0	69
1/3/21	at Den.	W	1/1	15	89	5.9	28t	2	0	0	-	-	0	89
Totals			15/15	273	1,065	3.9	28t	12	33	238	7.2	29	0	1,303

2019, OAKLAND (7-9)

DATE	OPP.	W/L	GP/GS	RUSHING					RECEIVING					TOTAL OFFENSE
				ATT.	YDS.	AVG.	LG.	TD	REC.	YDS.	AVG.	LG.	TD	
9/9	Den.	W	1/1	23	85	3.7	13	2	1	28	28.0	28	0	113
9/15	KC	L	1/1	12	99	8.3	51	0	0	0	-	-	0	99
9/22	at Min.	L	1/1	10	44	4.4	18	0	0	0	-	-	0	44
9/29	at Ind.	W	1/1	17	79	4.6	16	0	2	29	14.5	20	0	108
10/6	Chi.	W	1/1	26	123	4.7	21	2	3	20	6.7	10	0	143
10/20	at GB	L	1/1	21	124	5.9	42	0	3	10	3.3	4	0	134
10/27	at Hou.	L	1/1	15	66	4.4	23	0	2	15	7.5	8	0	81
11/3	Det.	W	1/1	28	120	4.3	17	2	0	0	-	-	0	120
11/7	LAC	W	1/1	16	71	4.4	18t	1	3	30	10.0	17	0	101
11/17	Cin.	W	1/1	23	112	4.9	21	0	3	12	4.0	7	0	124
11/24	at NYJ	L	1/1	10	34	3.4	15	0	1	2	2.0	2	0	36
12/1	at KC	L	1/1	17	104	6.1	35	0	0	0	-	-	0	104
12/8	Ten.	L		(INACTIVE - SHOULDER)										
12/15	Jac.	L	1/1	24	89	3.7	9	0	2	20	10.0	14	0	109
12/22	at LAC	W		(INACTIVE - SHOULDER)										
12/29	at Den.	L		(INACTIVE - SHOULDER)										
Totals			13/13	242	1,150	4.8	51	7	20	166	8.3	28	0	1,316



ANDRE JAMES

68

POSITION: Center
HT/WT: 6-4/300
ACQUIRED: UDFA-'19
BORN: 5/2/97

NFL SEASON: 5
RAIDERS SEASON: 5
COLLEGE: UCLA
HOMETOWN: Herriman, Utah

TRANSACTIONS: Signed by Oakland Raiders as an undrafted free agent, May 2, 2019.

CAREER: Originally signed with the Raiders as an undrafted free agent in the 2019 offseason... Career totals include 60 games played with 33 starts... In 2022, started all 15 games he played in and helped the offense only allow 35 sacks, tied for the ninth fewest in the NFL... Started all 17 games at center in 2021, helping the offense finish 11th in the NFL in total yards per game (363.8)... Played in all 16 games in 2020, appearing exclusively on special teams... Appeared in 12 games with one start at center in his rookie campaign for an offense that finished eighth in the NFL in sacks allowed (29).

AT A GLANCE

- Started in 15 games in 2022 and helped the Raiders' offense record 2,059 rushing yards, the most in a single season in franchise history since 2011.
- In 2021, started all 17 games at center and allowed QB Derek Carr to pass for a career and franchise-high 4,804 yards.
- Appeared in 12 games with one start at center in his rookie campaign, helping the offensive line finish eighth in the NFL in sacks allowed (29).

2022: Started all 15 games he appeared in at center and was inactive for two contests due to injury... Was part of an offensive line that allowed the ninth-fewest sacks in the NFL (35) and helped pave the way for 2,059 rushing yards, the most in a single season in franchise history since 2011... **(9/11) at LAC:** Started at center in the season opener... **(10/2) vs. Den.:** Started at center and helped pave the way for 212 rushing yards... **(10/10) at KC:** Started at center and helped the offense record 378 total yards... **(10/23) vs. Hou.:** Started at center and helped RB Josh Jacobs rush for 164 yards and three TDs... **(10/30) at NO:** Started at center... **(11/6) at Jac.:** Started at center and allowed time for QB Derek Carr to pass for 259 yards and two TDs... **(11/13) vs. Ind.:** Started at center... **(11/20) at Den.:** Started at center and allowed time for Carr to pass for 307 yards and two TDs... **(11/27) at Sea.:** Helped pave the way for a season-high 576 total yards of offense, including 283 rushing yards... The offense's 576 yards were the most in a single game in the NFL in 2022... **(12/4) vs. LAC:** Started at center and was part of an offensive line that allowed zero sacks... **(12/8) at LAR:** Started at center and was part of an offensive line that allowed zero sacks for the second-straight game... **(1/1/23) vs. SF:** Part of an offense that posted 500 total yards of offense.

2021: Started all 17 games and helped the Silver and Black rank 11th in the NFL with 363.8 yards per game... Part of an offensive line that paved the way for 268.6 passing yards per game, which ranked sixth in the NFL... **(9/13) vs. Bal.:** Started at center in the season opener... Allowed QB Derek Carr to record 435 passing yards, marking the third-most of his career... **(9/19) at Pit.:** Started at center in the win, helping Carr complete 28-of-37 passes for 382 yards with two TDs for a passer rating of 126.2... **(9/26) vs. Mia.:** Started at center



in the win... Helped pave the way for 497 yards of total offense, including 140 rushing yards... Allowed Carr to complete 26-of-43 passing for 386 yards, marking his third consecutive game with at least 325 passing yards... **(10/4) at LAC:** Started at center in the contest, while also seeing action on special teams... **(10/10) vs. Chi.:** Started at center and helped pave the way for RB Josh Jacobs' third rushing TD of the season... **(10/17) at Den.:** Started at center and helped Carr finish 18-of-27 passing for 341 yards and two TDs for a passer rating of 134.4, marking the sixth-highest rating in his career... **(10/24) vs. Phi.:** Started at center as part of a line that posted its first clean sheet of the season, while helping Carr complete 91.2 percent of his attempts (31-for-34)... **(11/7) at NYG:** Started at center and helped pave the way for 403 yards of total offense, including 117 on the ground... Also part of an offensive line that surrendered just one sack in the contest... **(11/14) vs. KC:** Started at center and helped the offense record 299 total net yards... **(11/21) vs. Cin.:** Started at center, helping the offense record 278 yards of total offense... **(11/25) at Dal.:** Started at center as part of an offensive line that paved the way for 509 total net yards, including 143 yards on the ground... **(12/5) vs. Was.:** Started at center, helping the of-

JAMES

fense record 310 yards...(12/12) at KC: Started at center, helping the offense record 290 total net yards...(12/20) at Cle.: Started at center, helping the offense record 328 yards of total offense with 98 rushing yards...(12/26) vs. Den.: Started at center, helping pave the way for 160 rushing yards...(1/2/22) at Ind.: Started at center in the win, paving the way for 326 yards of total offense...(1/9/22) vs. LAC: Started at center, helping pave the way for a season-high 174 rushing yards and 346 yards of total offense...Postseason: (1/15/22) at Cin.: Started at center, helping the offense pave the way for 385 yards of total offense.

2020: Appeared in all 16 games for the first time in his career and was a primary contributor on special teams in each contest.

2019: Appeared in 12 games with one start at center in his rookie campaign...Made the team as an undrafted free agent, moving from tackle to center during training camp...Helped the offensive line finish eighth in the NFL in sacks allowed (29), while also finishing as one of just five teams in the league to surrender zero sacks against four different opponents...Part of an offensive line that paved the way for rookie RB Josh Jacobs who recorded 1,150 rushing yards in just 13 contests, becoming the first Raiders rookie to eclipse the 1,000-yard barrier...(9/9) vs. Den.: Made his NFL debut, appearing exclusively on special teams...(10/27) at Hou.: Filled in at center after C Rodney Hudson exited the game in the first quarter with an ankle injury...Part of an offensive line that did not allow a sack in their third consecutive game and fourth on the season...Helped protect QB Derek Carr as he threw for three TDs and recorded a 125.0 passer rating...(11/3) vs. Det.: Made his first NFL start at center...Helped pave the way as the Raiders recorded 171 yards on the ground and Jacobs scored two rushing TDs...Part of an offensive line that surrendered just one sack in the win...(11/7) vs. LAC: Saw limited action on offense in the primetime victory.

COLLEGE: Played three years at UCLA, seeing action in 35 games with 32 starts...Started at both left tackle and right tackle during collegiate career...Teamed with current Raider and 2018 first-round NFL Draft pick T Kolton Miller...As a senior, started all 12 games at left tackle...Named to the Athletic Director's Academic Honor Roll...Helped UCLA's rushing offense improve by over 40 yards per game from the previous season...Helped pave the way for RB Joshua Kelly, who rushed for 1,243 yards and averaged 5.5 yards per rushing attempt...Kelly posted 100-or-more yards on the ground in six games and finished 10th on UCLA's all-time single-season rushing list...As a junior, started all 13 games at right tackle...Part of a line that helped the offense improve the team's rushing output (3.7 avg.) by almost a full yard from the previous season...Line aided improvements in rushing yardage, rushing TDs and rushing first downs...Helped offense rank third in the Pac-12 Conference in total offense (457.8 avg.)...As a sophomore, played in 10 games with seven starts...Started the final seven games of the season at right tackle, moving into the lineup following an injury to Miller...As a freshman, did not see game action.

PERSONAL: Attended Herriman (Utah) High School...Listed as a four-star recruit by Scout.com...Ranked as the No. 192 player in the nation according to the Scout 300 list...The No. 177 recruit in the nation according to ESPN.com...A USA Today All-Utah Team selection...A PrepStar All-American...Listed as the No. 15 offensive tackle in the nation and the third-ranked recruit in Utah by ESPN...Listed as a four-star recruit by Rivals.com and the third-ranked player in the state of Utah.

ANDRE JAMES' GAMES PLAYED/STARTED

Year	Team	GP	GS
2019	Oakland	12	1
2020	Las Vegas	16	0
2021	Las Vegas	17	17
2022	Las Vegas	15	15
Totals		60	33
POSTSEASON			
2021	Las Vegas	1	1
Totals		1	1



JOHN JENKINS

95

POSITION: Defensive Tackle **NFL SEASON:** 11
HT/WT: 6-3/327 **RAIDERS SEASON:** 1
ACQUIRED: UFA-'23 (Mia.) **COLLEGE:** Georgia
BORN: 7/11/89 **HOMETOWN:** Meriden, Conn.

TRANSACTIONS: Selected by New Orleans Saints in the third round (82nd overall) of the 2013 NFL Draft, April 26, 2013...Waived by Saints, Nov. 8, 2016...Signed by Seattle Seahawks as a free agent, Nov. 15, 2016...Signed by Chicago Bears as an unrestricted free agent, March 17, 2017...Released by Bears, Sept. 1, 2018...Signed by New York Giants as a free agent, Sept. 4, 2018...Re-signed by Giants as an unrestricted free agent, May 13, 2019...Released by Giants, Aug. 31, 2019...Signed by Miami Dolphins as a free agent, Sept. 2, 2019...Signed by Chicago Bears as an unrestricted free agent, April 28, 2020...Re-signed by Dolphins as an unrestricted free agent, April 2, 2021...Signed by Las Vegas Raiders as an unrestricted free agent, March 24, 2023.

CAREER: Enters his 11th NFL season and first with the Raiders...Originally entered the league as a third-round selection (82nd overall) by the New Orleans Saints (2013-16) and has spent time with the Chicago Bears (2017 and 2020), New York Giants (2018) and Miami Dolphins (2019 and 2021-22) over his 10-year career... Played in 16 contests in 2022 with the Miami Dolphins and totaled 20 tackles (eight solo)...In 2021, played in seven games with two starts and recorded 16 tackles (10)... Appeared in 11 games in 2020 and finished with 21 tackles (seven) and one pass defended...In 2019, played in 16 games with five starts and compiled 34 tackles (20), one sack and one pass defended...Saw action in seven games in 2018...In 2017, played in eight games with one start and recorded eight tackles (five)...In 2016, appeared in nine games between the Saints and Seahawks and totaled 13 tackles (six)...In 2015, played in 14 games with 12 starts and tallied 49 tackles (23), 0.5 sacks, one tackle for loss, one pass defended, one forced fumble and one fumble recovery...Played in 12 games with four starts in 2014 and recorded 30 tackles (20), one sack, three tackles for loss and one pass defended...As a rookie in 2013, appeared in 16 games with five starts and totaled 21 tackles (13) and two tackles for loss...Career totals include 116 games played with 30 starts and totaled 212 tackles (112 solo), eight tackles for loss, 2.5 sacks, four passes defended, one forced fumble and one fumble recovery.

AT A GLANCE

- Over his 10-year career, has spent time with the New Orleans Saints (2013-16), Chicago Bears (2017 and 2020), New York Giants (2018) and Miami Dolphins (2019 and 2021-22).
- Has played in 116 career games with 30 starts and totaled 212 tackles (112 solo), eight tackles for loss, 2.5 sacks, four passes defended, one forced fumble and one fumble recovery.
- Spent the 2022 season with the Dolphins and played in 16 games, recording 20 tackles (eight).

2022 (WITH MIA.): Played in 16 games and recorded 20 tackles (eight)...Was inactive for one contest...**(9/11) vs. NE:** Posted one tackle...**(9/25) vs. Buf.:** Recorded two tackles...**(9/29) at Cin.:** Notched two tackles...**(10/23) vs. Pit.:** Recorded one tackle...**(10/30) at Det.:** Posted two tackles...**(11/6) at Chi.:** Logged one tackle...**(11/13) vs. Cle.:** Recorded one tackle...**(12/4) at SF:** Registered a season-high three tackles (two)...**(12/11) at LAC:** Notched one tackle...**(12/17) at Buf.:** Posted one tackle...**(1/1/23) at NE:** Tied a season-high with three tackles (one)...**(1/8/23) vs. NYJ:** Recorded two tackles (one)...**Postseason: (1/15/23) at Buf.:** Recorded one tackle in the AFC Wild Card game.

2021 (WITH MIA.): Played in seven games with two starts...Was inactive for nine games and missed one contest on the Reserve/COVID-19 List...Recorded 16 tackles (10 solo)...**(9/12) at NE:** Recorded four tackles...**(9/19) vs. Buf.:** Posted one tackle...**(9/26) at LV:** Registered four tackles (three)...**(10/3) vs. Ind.:** Recorded a career-high seven tackles (two).

2020 (WITH CHI.): Played in 11 games and recorded 21 tackles (seven solo) and one pass defended...Was inactive for two games and spent three contests on the Reserve/injured List...**(9/13) at Det.:** Notched two tackles (one)...**(10/18) at Car.:** Recorded two tackles...**(10/26) at LAR:** Posted one tackle...**(11/1) vs. NO:** Registered two tackles...**(11/29) at GB:** Notched three tackles...**(12/6) vs. Det.:** Recorded two tackles (one)...**(12/13) vs. Hou.:** Posted one tackle...**(12/20) at Min.:** Tallied four tackles (one) and one pass defended...**(12/27) at Jac.:** Recorded three tackles (two)...**(1/3/21) vs. GB:** Logged one tackle...**Postseason: (1/10) at NO:** Registered one tackle and on fumble recovery in the NFC Wild Card game.

2019 (WITH MIA.): Played in 16 games with five starts, totaling 34 tackles (20 solo), one sack and one pass defended...**(9/8) vs. Bal.:** Recorded four tackles (three)...**(9/15) vs. NE:** Tallied two tackles, one tackle for loss and one sack...**(9/22) at Dal.:** Posted one tackle...**(10/13) vs. Was.:** Notched two tackles (one)...**(10/20) at Buf.:** Registered four tackles (two)...**(10/28) at Pit.:** Totaled one tackle and one pass defended...**(11/3) vs. NYJ:** Posted one tackle...**(11/10) at Ind.:** Finished with two tackles and one tackle for loss...**(11/17) vs. Buf.:** Notched two tackles (one)...**(11/24) at Cle.:** Recorded a season-high six tackles (four)...**(12/1) vs. Phi.:** Posted one tackle...**(12/8) at NYJ:** Recorded two tackles (one)...**(12/15) at NYG:** Logged three tackles (two)...**(12/22) vs. Cin.:** Posted two tackles (one)...**(12/29) at NE:** Recorded one tackle.

2018 (WITH NYG): Appeared in seven games...Was inactive for eight games...**(9/9) vs. Jac.:** Made his season debut with the Giants and saw action on defense...**(9/23) at Hou.:** Registered one quarterback hit.

2017 (WITH CHI.): Played in eight games with one start and recorded eight tackles (five solo)...Was inactive for eight games...**(11/26) at Phi.:** Posted one tackle...**(12/3) vs. SF:** Totaled two tackles (one)...**(12/10) at Cin.:** Notched two tackles (one)...**(12/24) at Cle.:** Recorded two tackles (one)...**(12/31) at Min.:** Posted one tackle.

2016 (WITH NO AND SEA.): Played in nine games with one start between the Saints and Seahawks...Totaled 13 tackles (six solo)...**(9/11) vs. Oak.:** Posted two tackles...**(9/18) at NYG:** Recorded one tackle...**(9/26) vs. Atl.:** Logged one tackle...**(10/2) at SD:** Posted two tackles (one)...**(10/16) vs. Car.:** Recorded two tackles...**(10/23) at KC:** Notched two tackles...**(11/20) vs. Phi.:** Registered three tackles...**Postseason: (1/7/17) vs. Det.:** Posted one tackle.

2015 (WITH NO): Appeared in 14 games with 12 starts and posted 49 tackles (23 solo), 0.5 sacks, one pass defended, one forced fumble and one fumble recovery...Was inactive for two games...**(9/13) at Ari.:** Recorded five tackles (four)...**(9/20) vs. TB:** Posted two tackles (one)...**(9/27) at Car.:** Notched four tackles...**(10/4) vs. Dal.:** Tallied three tackles (one) and one pass defended...**(10/11) at Phi.:** Recorded two tackles...**(10/25) at Ind.:** Totalled two tackles and 0.5 sacks...**(11/1) vs. NYG:** Recorded three tackles (one)...**(11/8) vs. Ten.:** Registered a career-high nine tackles (two)...**(11/15) at Was.:** Posted five tackles (three)...**(11/29) at Hou.:** Logged six tackles (four)...**(12/27) vs. Jac.:** Recorded six tackles (three)...**(1/3/16) at Atl.:** Tallied two tackles, one forced fumble and one fumble recovery.

2014 (WITH NO): Played in 12 games with four starts and recorded 30 tackles (20 solo), one sack and one pass defended...Was inactive for three games and missed the final game of the season after being placed on the Reserve/Injured List...**(10/19) at Det.:** Tallied one tackle and one pass defended...**(10/26) vs. GB:** Recorded one tackle...**(11/9) vs. SF:** Posted one tackle...**(11/16) vs. Cin.:** Registered three tackles...**(11/24) vs. Bal.:** Totalled three tackles (one) and one tackle for loss...**(11/30) at Pit.:** Notched five tackles (three)...**(12/7) vs. Car.:** Posted three tackles (one)...**(12/15) at Chi.:** Finished with a season-high seven tackles...Added one tackle for loss...**(12/21) vs. Atl.:** Recorded six tackles (four) and one tackle for loss.

2013 (WITH NO): Played in 16 games with five starts and posted 21 tackles (13 solo)...**(9/8) vs. Atl.:** Made his NFL debut and posted two tackles (one)...**(9/15) at TB:** Made his first career start and recorded three tackles...**(9/22) vs. Ari.:** Logged two tackles...**(9/30) vs. Mia.:** Recorded two tackles and one tackle for loss...**(10/6) at Chi.:** Posted one tackle...**(10/27) vs. Buf.:** Notched one tackle...**(11/10) vs. Dal.:** Recorded one tackle...**(11/17) vs. SF:** Posted one tackle...**(12/2) at Sea.:** Logged one tackle...**(12/8) vs. Car.:** Registered four tackles (two)...**(12/15) at StL.:** Recorded one tackle for loss...**(12/22) at Car.:** Posted two tackles (one)...**Postseason: (1/4/14) at Phi.:** Recorded four tackles in Wild Card game...**(1/11/14) at Sea.:** Posted one tackle in NFC Divisional round.

COLLEGE: A two-year starter at Georgia from 2011-12...Played in 27 games with 18 starts and totaled 78 tackles (36 solo), four sacks, one interception, two passes defended and one forced fumble...As a senior in 2012, started 13 games and recorded 50 tackles (22), one sack and one pass defended...Named second-team All-SEC...As a junior in 2011, played in 14 games with seven starts and recorded 28 tackles (14), three sacks, one interception, one pass defended and one forced fumble...Earned second-team All-SEC honors...Transferred from Gulf Coast (Miss.) Community College following his sophomore season...As a sophomore in 2010, played in 10 games and registered 41 tackles (32) and two sacks...As a true freshman in 2009, played in six games and recorded nine tackles (seven) and three sacks.

PERSONAL: A native of Meriden, Conn., where he attended Francis T. Maloney High School...Played offensive tackle, defensive end and fullback in short yardage situations...Named to the All-Central Connecticut South League team as a senior...Also competed as a forward on the basketball team where, as a junior, he helped the Spartans capture the South League title after finishing with a 27-1 record and ranking third in the state.

SINGLE-GAME HIGHS: TACKLES: Total – 9, 11/18/15 vs. Ten. Solo – 7, 12/15/14 at Chi. Sacks – 1, two times, last: 9/15/19 vs. NE. Passes Defended – 1, four times; last: 12/20/20 at Min. Forced Fumbles – 1, 1/3/16 at Atl. Fumble Recoveries – 1, 1/3/16 at Atl.

JOHN JENKINS' CAREER STATISTICS

Year	Team	GP	GS	TACKLES					INTERCEPTIONS				FUMBLES				
				Total	Solo	Asst.	Sacks	Yds.	No.	Yds.	Lg.	TD	PD	FF	FR	Yds.	
2013	New Orleans	16	5	21	13	8	0.0	0.0	0	0	-	0	0	0	0	0	0
2014	New Orleans	12	4	30	20	10	1.0	6.0	0	0	-	0	1	0	0	0	0
2015	New Orleans	14	12	49	23	26	0.5	2.5	0	0	-	0	1	1	1	1	0
2016	NO/Sea.	9	1	13	6	7	0.0	0.0	0	0	-	0	0	0	0	0	0
2017	Chicago	8	1	8	5	3	0.0	0.0	0	0	-	0	0	0	0	0	0
2018	N.Y. Giants	7	0	0	0	0	0.0	0.0	0	0	-	0	0	0	0	0	0
2019	Miami	16	5	34	20	14	1.0	7.0	0	0	-	0	1	0	0	0	0
2020	Chicago	11	0	21	7	14	0.0	0.0	0	0	-	0	1	0	0	0	0
2021	Miami	7	2	16	10	6	0.0	0.0	0	0	-	0	0	0	0	0	0
2022	Miami	16	0	20	8	12	0.0	0.0	0	0	-	0	0	0	0	0	0
Totals		116	30	212	112	100	2.5	15.5	0	0	-	0	4	1	1	1	0
POSTSEASON																	
2013	New Orleans	2	0	5	5	0	1.0	0.0	0	0	-	0	0	0	0	0	0
2016	Seattle	1	0	1	1	0	0.0	0.0	0	0	-	0	0	0	0	0	0
2020	Chicago	1	0	1	1	0	0.0	0.0	0	0	-	0	0	0	1	0	0
2022	Miami	1	0	1	1	0	0.0	0.0	0	0	-	0	0	0	0	0	0
Totals		5	0	8	8	0	1.0	0.0	0	0	-	0	0	1	0	0	0

JOHN JENKINS GAME-BY-GAME

2022, MIAMI (9-8)

Date	Opp.	W/L	GP/GS	TACKLES					INTERCEPTIONS					FUMBLES			
				Total	Solo	Asst.	Sacks	Yds.	No.	Yds.	Lg.	TD	PD	FF	FR	Yds.	
9/11	NE	W	1/0	1	0	1	0.0	0.0	0	0	-	0	0	0	0	0	0
9/18	at Bal.	W	1/0	0	0	0	0.0	0.0	0	0	-	0	0	0	0	0	0
9/25	Buf.	W	1/0	2	0	2	0.0	0.0	0	0	-	0	0	0	0	0	0
9/29	at Cin.	L	1/0	2	2	0	0.0	0.0	0	0	-	0	0	0	0	0	0
10/9	at NYJ	L	1/0	0	0	0	0.0	0.0	0	0	-	0	0	0	0	0	0
10/16	Min.	L		(INACTIVE)													
10/23	Pit.	W	1/0	1	1	0	0.0	0.0	0	0	-	0	0	0	0	0	0
10/30	at Det.	W	1/0	2	0	2	0.0	0.0	0	0	-	0	0	0	0	0	0
11/6	at Chi.	W	1/0	1	0	1	0.0	0.0	0	0	-	0	0	0	0	0	0
11/13	Cle.	W	1/0	1	0	1	0.0	0.0	0	0	-	0	0	0	0	0	0
11/27	Hou.	W	1/0	0	0	0	0.0	0.0	0	0	-	0	0	0	0	0	0
12/4	at SF	L	1/0	3	2	1	0.0	0.0	0	0	-	0	0	0	0	0	0
12/11	at LAC	L	1/0	1	1	0	0.0	0.0	0	0	-	0	0	0	0	0	0
12/17	at Buf.	L	1/0	1	0	1	0.0	0.0	0	0	-	0	0	0	0	0	0
12/25	GB	L	1/0	0	0	0	0.0	0.0	0	0	-	0	0	0	0	0	0
1/1/23	at NE	L	1/0	3	1	2	0.0	0.0	0	0	-	0	0	0	0	0	0
1/8/23	NYJ	W	1/0	2	1	1	0.0	0.0	0	0	-	0	0	0	0	0	0
Totals			16/0	20	8	12	0.0	0.0	0	0	-	0	0	0	0	0	0
POSTSEASON																	
1/15/23	at Buf.	L	1/0	1	1	0	0.0	0.0	0	0	-	0	0	0	0	0	0
Totals			1/1	1	1	0	0.0	0.0	0	0	-	0	0	0	0	0	0

2021, MIAMI (9-8)

Date	Opp.	W/L	GP/GS	TACKLES					INTERCEPTIONS					FUMBLES			
				Total	Solo	Asst.	Sacks	Yds.	No.	Yds.	Lg.	TD	PD	FF	FR	Yds.	
9/12	at NE	W	1/0	4	4	0	0.0	0.0	0	0	-	0	0	0	0	0	0
9/19	Buf.	L	1/0	1	1	0	0.0	0.0	0	0	-	0	0	0	0	0	0
9/26	at LV	L	1/0	4	3	1	0.0	0.0	0	0	-	0	0	0	0	0	0
10/3	Ind.	L	1/0	7	2	5	0.0	0.0	0	0	-	0	0	0	0	0	0
10/10	at TB	L		(INACTIVE)													
10/17	at Jac.	L	1/0	0	0	0	0.0	0.0	0	0	-	0	0	0	0	0	0
10/24	Atl.	L		(INACTIVE)													
10/31	at Buf.	L		(INACTIVE)													
11/7	Hou.	W		(INACTIVE)													
11/11	Bal.	W	1/0	0	0	0	0.0	0.0	0	0	-	0	0	0	0	0	0
11/21	at NYJ	W		(INACTIVE)													
11/28	Car.	W		(INACTIVE)													
12/5	NYG	W		(INACTIVE)													
12/19	NYJ	W		(INACTIVE)													
12/27	at NO	W		(INACTIVE)													
1/2/22	at Ten.	L		(RESERVE/COVID-19 LIST)													
1/9/22	NE	W	1/0	0	0	0	0.0	0.0	0	0	-	0	0	0	0	0	0
Totals			7/0	16	10	6	0.0	0.0	0	0	-	0	0	0	0	0	0

JOHN JENKINS GAME-BY-GAME

2020, CHICAGO (8-8)

Date	Opp.	W/L	GP/GS	TACKLES					INTERCEPTIONS					FUMBLES			
				Total	Solo	Asst.	Sacks	Yds.	No.	Yds.	Lg.	TD	PD	FF	FR	Yds.	
9/13	at Det.	W	1/0	2	1	1	0.0	0.0	0	0	-	0	0	0	0	0	0
9/20	NYG	W	1/0	0	0	0	0.0	0.0	0	0	-	0	0	0	0	0	
9/27	at Atl.	W	(RESERVE/INJUED LIST - THUMB)														
10/4	Ind.	L	(RESERVE/INJUED LIST - THUMB)														
10/8	TB	W	(RESERVE/INJUED LIST - THUMB)														
10/18	at Car.	W	1/0	2	0	2	0.0	0.0	0	0	-	0	0	0	0	0	
10/26	at LAR	L	1/0	1	0	1	0.0	0.0	0	0	-	0	0	0	0	0	
11/1	NO	L	1/0	2	0	2	0.0	0.0	0	0	-	0	0	0	0	0	
11/8	at Ten.	L	(INACTIVE - ANKLE)														
11/16	Min.	L	(INACTIVE - ANKLE)														
11/29	at GB	L	1/0	3	0	3	0.0	0.0	0	0	-	0	0	0	0	0	
12/6	Det.	L	1/0	2	1	1	0.0	0.0	0	0	-	0	0	0	0	0	
12/13	Hou.	W	1/0	1	1	0	0.0	0.0	0	0	-	0	0	0	0	0	
12/20	at Min.	W	1/0	4	1	3	0.0	0.0	0	0	-	0	1	0	0	0	
12/27	at Jac.	W	1/0	3	2	1	0.0	0.0	0	0	-	0	0	0	0	0	
1/3/21	GB	L	1/0	1	1	0	0.0	0.0	0	0	-	0	0	0	0	0	
Totals			11/0	21	7	14	0.0	0.0	0	0	-	0	1	0	0	0	
POSTSEASON																	
1/10/21	at NO	L	1/0	1	1	0	0.0	0.0	0	0	-	0	0	0	1	0	
Totals			1/0	1	1	0	0.0	0.0	0	0	-	0	0	0	1	0	

2018, NEW YORK GIANTS (5-11)

Date	Opp.	W/L	GP/GS	TACKLES					INTERCEPTIONS					FUMBLES		
				Total	Solo	Asst.	Sacks	Yds.	No.	Yds.	Lg.	TD	PD	FF	FR	Yds.
9/9	Jac.	L	1/0	0	0	0	0.0	0.0	0	0	-	0	0	0	0	0
9/16	at Dal.	L	1/0	0	0	0	0.0	0.0	0	0	-	0	0	0	0	0
9/23	at Hou.	W	1/0	0	0	0	0.0	0.0	0	0	-	0	0	0	0	0
9/30	NO	L	1/0	0	0	0	0.0	0.0	0	0	-	0	0	0	0	0
10/7	at Car.	L	(INACTIVE)													
10/11	Phi.	L	(INACTIVE)													
10/22	at Atl.	L	(INACTIVE)													
10/28	Was.	L	1/0	0	0	0	0.0	0.0	0	0	-	0	0	0	0	0
11/12	at SF	W	(INACTIVE)													
11/18	TB	W	(INACTIVE)													
11/25	at Phi.	L	(INACTIVE)													
12/2	Chi.	W	(INACTIVE)													
12/9	at Was.	W	(INACTIVE)													
12/16	Ten.	L	(INACTIVE)													
12/23	at Ind.	L	1/0	0	0	0	0.0	0.0	0	0	-	0	0	0	0	0
12/30	Dal.	L	1/0	0	0	0	0.0	0.0	0	0	-	0	0	0	0	0
Totals			7/0	0	0	0	0.0	0.0	0	0	-	0	0	0	0	0

JOHN JENKINS GAME-BY-GAME

2017, CHICAGO (5-11)

Date	Opp.	W/L	GP/GS	TACKLES					INTERCEPTIONS					FUMBLES		
				Total	Solo	Asst.	Sacks	Yds.	No.	Yds.	Lg.	TD	PD	FF	FR	Yds.
9/10	Atl.	L		(INACTIVE)												
9/17	at TB	L		(INACTIVE)												
9/24	Pit.	W		(INACTIVE)												
9/28	at GB	L		(INACTIVE)												
10/9	Min.	L		(INACTIVE)												
10/15	at Bal.	W		(INACTIVE)												
10/22	Car.	W		(INACTIVE)												
10/29	at NO	L	1/0	0	0	0	0.0	0.0	0	0	-	0	0	0	0	0
11/12	GB	L	1/0	0	0	0	0.0	0.0	0	0	-	0	0	0	0	0
11/19	Det.	L		(INACTIVE)												
11/26	at Phi.	L	1/0	1	1	0	0.0	0.0	0	0	-	0	0	0	0	0
12/3	SF	L	1/0	2	1	1	0.0	0.0	0	0	-	0	0	0	0	0
12/10	at Cin.	W	1/1	2	1	1	0.0	0.0	0	0	-	0	0	0	0	0
12/16	at Det.	L	1/0	0	0	0	0.0	0.0	0	0	-	0	0	0	0	0
12/24	Cle.	W	1/0	2	1	1	0.0	0.0	0	0	-	0	0	0	0	0
12/31	at Min.	L	1/0	1	1	0	0.0	0.0	0	0	-	0	0	0	0	0
Totals			8/1	8	5	3	0.0	0.0	0	0	-	0	0	0	0	0

2016, NEW ORLEANS/SEATTLE

Date	Opp.	W/L	GP/GS	TACKLES					INTERCEPTIONS					FUMBLES		
				Total	Solo	Asst.	Sacks	Yds.	No.	Yds.	Lg.	TD	PD	FF	FR	Yds.
9/11	Oak.*	L	1/0	2	0	2	0.0	0.0	0	0	-	0	0	0	0	0
9/18	at NYG*	L	1/0	1	1	0	0.0	0.0	0	0	-	0	0	0	0	0
9/26	Atl.*	L	1/1	1	0	1	0.0	0.0	0	0	-	0	0	0	0	0
10/2	at SD*	W	1/0	2	1	1	0.0	0.0	0	0	-	0	0	0	0	0
10/16	Car.*	W	1/0	2	2	0	0.0	0.0	0	0	-	0	0	0	0	0
10/23	at KC*	L	1/0	2	2	0	0.0	0.0	0	0	-	0	0	0	0	0
10/30	Sea.*	W	1/0	0	0	0	0.0	0.0	0	0	-	0	0	0	0	0
11/6	at SF*	W		(INACTIVE)												
11/13	Den.*	L		(INACTIVE)												
11/20	Phi.	W	1/0	3	0	3	0.0	0.0	0	0	-	0	0	0	0	0
11/27	at TB	L	1/0	0	0	0	0.0	0.0	0	0	-	0	0	0	0	0
12/4	Car.	W		(INACTIVE)												
12/11	at GB	L		(INACTIVE)												
12/15	LAR	W		(INACTIVE)												
12/24	Ari.	L		(INACTIVE)												
1/1/17	at SF	W		(INACTIVE)												
Totals			9/1	13	6	7	0.0	0.0	0	0	-	0	0	0	0	0
POSTSEASON																
1/7/17	Det.	W	1/1	1	0	0	0.0	0.0	0	0	-	0	0	0	0	0
1/14/17	at Atl.	L		(INACTIVE)												
Totals			1/1	1	0	0	0.0	0.0	0	0	-	0	0	0	0	0
*w/NO																

JOHN JENKINS GAME-BY-GAME

2015, NEW ORLEANS (7-9)

Date	Opp.	W/L	GP/GS	TACKLES					INTERCEPTIONS					FUMBLES			
				Total	Solo	Asst.	Sacks	Yds.	No.	Yds.	Lg.	TD	PD	FF	FR	Yds.	
9/13	at Ari.	L	1/1	5	4	1	0.0	0.0	0	0	-	0	0	0	0	0	0
9/20	TB	L	1/1	2	1	1	0.0	0.0	0	0	-	0	0	0	0	0	0
9/27	at Car.	L	1/0	4	0	4	0.0	0.0	0	0	-	0	0	0	0	0	0
10/4	Dal.	W	1/1	3	1	2	0.0	0.0	0	0	-	0	1	0	0	0	0
10/11	at Phi.	L	1/1	2	2	0	0.0	0.0	0	0	-	0	0	0	0	0	0
10/15	Atl.	W	1/1	0	0	0	0.0	0.0	0	0	-	0	0	0	0	0	0
10/25	at Ind.	W	1/1	2	0	2	0.5	2.5	0	0	-	0	0	0	0	0	0
11/1	NYG	W	1/1	3	1	2	0.0	0.0	0	0	-	0	0	0	0	0	0
11/8	Ten.	L	1/1	9	2	7	0.0	0.0	0	0	-	0	0	0	0	0	0
11/15	at Was.	L	1/1	5	3	2	0.0	0.0	0	0	-	0	0	0	0	0	0
11/29	at Hou.	L	1/1	6	4	2	0.0	0.0	0	0	-	0	0	0	0	0	0
12/6	Car.	L	(INACTIVE -CONCUSSION)														
12/13	at TB	W	(INACTIVE -CONCUSSION)														
12/21	Det.	L	1/0	0	0	0	0.0	0.0	0	0	-	0	0	0	0	0	0
12/27	Jac.	W	1/1	6	3	3	0.0	0.0	0	0	-	0	0	0	0	0	0
1/3/16	at Atl.	W	1/1	2	2	0	0.0	0.0	0	0	-	0	0	1	1	0	0
Totals			14/2	49	23	26	0.5	2.5	0	0	-	0	1	1	1	1	0

2014, NEW ORLEANS (7-9)

Date	Opp.	W/L	GP/GS	TACKLES					INTERCEPTIONS					FUMBLES			
				Total	Solo	Asst.	Sacks	Yds.	No.	Yds.	Lg.	TD	PD	FF	FR	Yds.	
9/7	at Atl.	L	(INACTIVE)														
9/14	at Cle.	L	1/0	0	0	0	0.0	0.0	0	0	-	0	0	0	0	0	0
9/21	Min.	W	(INACTIVE)														
9/28	at Dal.	L	(INACTIVE)														
10/5	TB	W	1/0	0	0	0	0.0	0.0	0	0	-	0	0	0	0	0	0
10/19	at Det.	L	1/0	1	0	1	0.0	0.0	0	0	-	0	1	0	0	0	0
10/26	GB	W	1/0	1	0	1	0.0	0.0	0	0	-	0	0	0	0	0	0
10/30	at Car.	W	1/0	0	0	0	0.0	0.0	0	0	-	0	0	0	0	0	0
11/9	SF	L	1/0	1	1	0	0.0	0.0	0	0	-	0	0	0	0	0	0
11/16	Cin.	L	1/0	3	3	0	0.0	0.0	0	0	-	0	0	0	0	0	0
11/24	Bal.	L	1/0	3	1	2	0.0	0.0	0	0	-	0	0	0	0	0	0
11/30	at Pit.	W	1/1	5	3	2	0.0	0.0	0	0	-	0	0	0	0	0	0
12/7	Car.	L	1/1	3	1	2	0.0	0.0	0	0	-	0	0	0	0	0	0
12/15	at Chi.	W	1/1	7	7	0	1.0	6.0	0	0	-	0	0	0	0	0	0
12/21	Atl.	L	1/1	6	4	2	0.0	0.0	0	0	-	0	0	0	0	0	0
12/28	at TB	W	(RESERVE/INJURED LIST - ABDOMEN)														
Totals			12/4	30	20	10	1.0	6.0	0	0	-	0	1	0	0	0	0

JOHN JENKINS GAME-BY-GAME

2013, NEW ORLEANS (11-5)

Date	Opp.	W/L	GP/GS	TACKLES					INTERCEPTIONS					FUMBLES			
				Total	Solo	Asst.	Sacks	Yds.	No.	Yds.	Lg.	TD	PD	FF	FR	Yds.	
9/8	Atl.	W	1/0	2	1	1	0.0	0.0	0	0	-	0	0	0	0	0	0
9/15	at TB	W	1/1	3	3	0	0.0	0.0	0	0	-	0	0	0	0	0	0
9/22	Ari.	W	1/1	2	2	0	0.0	0.0	0	0	-	0	0	0	0	0	0
9/30	Mia.	W	1/1	2	2	0	0.0	0.0	0	0	-	0	0	0	0	0	0
10/6	at Chi.	W	1/1	1	0	1	0.0	0.0	0	0	-	0	0	0	0	0	0
10/13	at NE	L	1/0	0	0	0	0.0	0.0	0	0	-	0	0	0	0	0	0
10/27	Buf.	W	1/0	1	0	1	0.0	0.0	0	0	-	0	0	0	0	0	0
11/3	at NYJ	L	1/0	0	0	0	0.0	0.0	0	0	-	0	0	0	0	0	0
11/10	Dal.	W	1/0	1	1	0	0.0	0.0	0	0	-	0	0	0	0	0	0
11/17	SF	W	1/0	1	0	1	0.0	0.0	0	0	-	0	0	0	0	0	0
11/21	at Atl.	W	1/0	0	0	0	0.0	0.0	0	0	-	0	0	0	0	0	0
12/2	at Sea.	L	1/0	1	0	1	0.0	0.0	0	0	-	0	0	0	0	0	0
12/8	Car.	W	1/0	4	2	2	0.0	0.0	0	0	-	0	0	0	0	0	0
12/15	at StL.	L	1/0	1	1	0	0.0	0.0	0	0	-	0	0	0	0	0	0
12/22	at Car.	L	1/1	2	1	1	0.0	0.0	0	0	-	0	0	0	0	0	0
12/29	TB	W	1/0	0	0	0	0.0	0.0	0	0	-	0	0	0	0	0	0
Totals			16/5	21	13	8	0.0	0.0	0	0	-	0	0	0	0	0	0
POSTSEASON																	
1/4/14	at Phi.	W	1/0	4	4	0	0.0	0.0	0	0	-	0	0	0	0	0	0
1/11/14	at NO	L	1/0	1	1	0	0.0	0.0	0	0	-	0	0	0	0	0	0
Totals			2/0	5	5	0	0.0	0.0	0	0	-	0	0	0	0	0	0



JAKOB JOHNSON

45

POSITION: Fullback

HT/WT: 6-3/255

ACQUIRED: UFA-'22 (NE)

BORN: 12/15/94

NFL SEASON: 5

RAIDERS SEASON: 2

COLLEGE: Tennessee

HOMETOWN: Stuttgart, Germany

TRANSACTIONS: Signed by New England Patriots as a free agent via the NFL International Player Pathway Program, April 8, 2019... Released by Patriots, Aug. 31, 2019... Signed by Patriots to practice squad, Sept. 1, 2019... Re-signed by Patriots as a restricted free agent, March 25, 2021... Signed by Las Vegas Raiders as an unrestricted free agent, March 17, 2022.

CAREER: Fullback enters his fifth NFL season and second with the Raiders... Made nine starts in his first season with the Silver and Black, recording five receptions for 10 yards... Played in 37 games with 20 starts in New England after joining the Patriots as part of the NFL's International Player Pathway Program... In 2021, played in all 17 games with six starts primarily as a lead blocker... In 2020, played in 16 games with 11 starts and totaled eight receptions for 35 yards and one TD... Played in four games as rookie in 2019 after being elevated from the team's practice squad... Played for the Stuttgart Scorpions in his native Germany in 2018... Career totals include 54 games played with 29 starts, totaling 18 receptions for 93 yards and one TD.

AT A GLANCE

- Played in 37 games with 20 starts over three seasons with the New England Patriots after joining the NFL as part of the league's International Player Pathway Program in 2019.
- Career totals include 13 receptions for 83 yards and one TD.
- Played for the Stuttgart Scorpions of the German Football League in 2018 after playing collegiately as a tight end and linebacker at Tennessee.

2022: Appeared in all 17 games with nine starts in his first season with the Silver and Black... Totaled five receptions for 10 yards... Added three tackles on special teams... (9/11) at LAC: Posted one reception for one yard... (9/25) at Ten.: Appeared on offense and special teams... Recorded one tackle... (10/10) at KC: Started at fullback and recorded one reception for five yards... (11/6) at Jac.: Credited with one tackle on special teams... (11/13) vs. Ind.: Played on offense and special teams... Posted one tackle... (11/20) at Den.: Caught one pass... (11/27) at Sea.: Paved the way for RB Josh Jacobs to rush for 229 yards, setting a new franchise record for most rushing yards in a game... (12/8) at LAR: Started at fullback and recorded one catch for one yard... (1/7/23) vs. KC: Caught one pass for three yards.

2021 (WITH NE): Played in all 17 games with six starts... Recorded four catches for 43 yards... Credited with two special teams tackles... (10/24) vs. NYJ: Had two catches for a career-high 32 yards, including a career-long 29-yard reception... Also played on a season-high 28 offensive snaps... (12/26) vs. Buf.: Had a 9-yard reception... **Postseason:** (1/15/22) at Buf.: Saw first-career postseason action in AFC Wild Card Game.

2020 (WITH NE): Played in 16 games with 11 starts at fullback... Played primarily as a lead blocker... Totaled eight receptions for 35 yards and one TD... Part of an offense that ranked No. 4 in the NFL in rushing yards (2,346) and rushing yards per game (146.6 avg.)... Both marks ranked fourth in franchise history... (9/13) vs. Mia.: Blocked for a rushing attack that produced 217 yards on the ground... (9/20) at Sea.: Caught first-career TD pass, a 1-yard reception in the fourth quarter... Became first player from NFL International Player Pathway Program to score an NFL TD... (9/27) vs. LV: Paved the way for 250 team rushing yards... Also had a 6-yard reception... (11/5) vs. Bal.: Registered two catches for 20 yards.

2019 (WITH NE): Played in four games with three starts as a rookie... Began season on the practice squad, switching positions from tight end to fullback... Signed to active roster from the practice squad prior to Week 2 of the regular season... (9/22) vs. NYJ: Made NFL debut... (9/29) at Buf.: Made first-career start... (10/6) at Was.: Had first-career reception for five yards... (10/10) vs. NYG: Started at fullback but did not finish the game due to injury... Placed on the Reserve/Injured list for the remainder of the season.

2018 (WITH STUTTGART SCORPIONS): Appeared in 12 games for the Stuttgart Scorpions of the German Football League... Played tight end and recorded 43 receptions for 474 yards and four TDs.

COLLEGE: Played four years at Tennessee, beginning his collegiate career as a linebacker before moving to tight end... Played in 47 games and totaled three receptions for 23 yards as a tight end and 24 total tackles as a linebacker on defense... Also returned two kickoffs for 25 yards... Earned SEC Academic Honor Roll honors for three-straight seasons... As a senior, had a career-long 13-yard catch against Indiana State... As a junior, played in 13 games and returned two kickoffs for 25 yards... Had two receptions for 10 yards against Tennessee Tech... As a sophomore, moved to tight end from linebacker... Played in 13 games, seeing action on special teams... Forced a fumble on special teams against Georgia... As a freshman, played in 12 games with two starts... Credited with 14 tackles... Posted four tackles against Chattanooga... Made first-career start against Missouri, posting three stops... Credited with three tackles at Vanderbilt... Notched two stops against Iowa in the TaxSlayer Bowl.

PERSONAL: Attended Jean Ribault High School in Jacksonville, Fla. ... Played just one season, recording 112 tackles and six sacks to lead team to a 7-4 record... Named second-team All-Coast by the Florida Union Times... Tabbed as a four-star prospect, No. 12 inside linebacker and No. 35 prospect in Florida, by 247Sports.com... Named a three-star prospect by Rivals.com... A three-star prospect and No. 45-ranked inside linebacker by Scout.com... A three-star prospect and No. 50 inside linebacker by ESPN.com... Earned Florida Times-Union Super-24 recognition... Played for the U-19 Stuttgart Scorpions in his native Germany... First name is pronounced YAH-kobb.

ADDITIONAL STATISTICS: Special teams tackles – 2 in 2021; NFL Totals: 2. Forced fumbles – 1 in 2020; NFL Totals: 1.

SINGLE-GAME HIGHS: RECEIVING: Receptions – 2, three times, last: 10/24/21 vs. NYJ. Yards – 32, 10/24/21 vs. NYJ. Long – 29, 10/24/21 vs. NYJ. Touchdowns – 1, 9/20/20 at Sea.

JAKOB JOHNSON'S CAREER STATISTICS

Year	Team	GP	GS	RUSHING				RECEIVING					TOTAL OFFENSE	
				Att.	Yds.	Avg.	Lg.	TD	Rec.	Yds.	Avg.	Lg.		TD
2019	New England	4	3	0	0	-	-	0	1	5	5.0	5	0	5
2020	New England	16	11	0	0	-	-	0	8	35	4.4	12	1	35
2021	New England	17	6	0	0	-	-	0	4	43	10.8	29	0	43
2022	Las Vegas	17	9	0	0	-	-	1	5	10	2.0	5	0	10
Totals		54	29	0	0	-	-	0	18	93	5.2	29	1	93
POSTSEASON														
2021	New England	1	0	0	0	-	-	0	0	0	-	-	0	0
Totals		1	0	0	0	-	-	0	0	0	-	-	0	0

JAKOB JOHNSON GAME-BY-GAME

2022, LAS VEGAS (6-11)

DATE	OPP.	W/L	GP/GS	RUSHING				RECEIVING					TOTAL OFFENSE	
				ATT.	YDS.	AVG.	LG.	TD	REC.	YDS.	AVG.	LG.		TD
9/11	at LAC	L	1/0	0	0	-	-	0	1	1	1.0	1	0	1
9/18	Ari.	L	1/1	0	0	-	-	0	0	0	-	-	0	0
9/25	at Ten.	L	1/0	0	0	-	-	0	0	0	-	-	0	0
10/2	Den.	W	1/0	0	0	-	-	0	0	0	-	-	0	0
10/10	at KC	L	1/1	0	0	-	-	0	1	5	5.0	5	0	5
10/23	Hou.	W	1/1	0	0	-	-	0	0	0	-	-	0	0
10/30	at NO	L	1/1	0	0	-	-	0	0	0	-	-	0	0
11/6	at Jac.	L	1/1	0	0	-	-	0	0	0	-	-	0	0
11/13	Ind.	L	1/0	0	0	-	-	0	0	0	-	-	0	0
11/20	at Den.	W	1/1	0	0	-	-	0	1	0	0.0	0	0	0
11/27	at Sea.	W	1/0	0	0	-	-	0	0	0	-	-	0	0
12/4	LAC	W	1/0	0	0	-	-	0	0	0	-	-	0	0
12/8	at LAR	L	1/1	0	0	-	-	0	1	1	1.0	1	0	1
12/18	NE	W	1/0	0	0	-	-	0	0	0	-	-	0	0
12/24	at Pit	L	1/0	0	0	-	-	0	0	0	-	-	0	0
1/23	SF	L	1/1	0	0	-	-	0	0	0	-	-	0	0
1/7/23	KC	L	1/1	0	0	-	-	0	1	3	3.0	3	0	3
Totals			17/9	0	0	-	-	0	5	10	2.0	5	0	10

2021, NEW ENGLAND (10-7)

DATE	OPP.	W/L	GP/GS	RUSHING				RECEIVING					TOTAL OFFENSE	
				ATT.	YDS.	AVG.	LG.	TD	REC.	YDS.	AVG.	LG.		TD
9/12	Mia.	L	1/0	0	0	-	-	0	0	0	-	-	0	0
9/19	at NYJ	W	1/1	0	0	-	-	0	0	0	-	-	0	0
9/26	NO	L	1/0	0	0	-	-	0	0	0	-	-	0	0
10/3	TB	L	1/0	0	0	-	-	0	0	0	-	-	0	0
10/10	at Hou.	W	1/0	0	0	-	-	0	0	0	-	-	0	0
10/17	Dal.	L	1/1	0	0	-	-	0	0	0	-	-	0	0
10/24	NYJ	W	1/1	0	0	-	-	0	2	32	16.0	29	0	32
10/31	at LAC	W	1/0	0	0	-	-	0	1	2	2.0	2	0	2
11/7	at Car.	W	1/0	0	0	-	-	0	0	0	-	-	0	0
11/14	Cle.	W	1/1	0	0	-	-	0	0	0	-	-	0	0
11/18	at Atl.	W	1/0	0	0	-	-	0	0	0	-	-	0	0
11/28	Ten.	W	1/0	0	0	-	-	0	0	0	-	-	0	0
12/6	at Buf.	W	1/0	0	0	-	-	0	0	0	-	-	0	0
12/18	at Ind.	L	1/1	0	0	-	-	0	0	0	-	-	0	0
12/26	Buf.	L	1/0	0	0	-	-	0	1	9	9.0	9	0	9
1/2/22	Jac.	W	1/0	0	0	-	-	0	0	0	-	-	0	0
1/9/22	at Mia.	L	1/1	0	0	-	-	0	0	0	-	-	0	0
Totals			17/6	0	0	-	-	0	4	43	10.8	29	0	43
POSTSEASON														
1/15/22	at Buf.	L	1/0	0	0	-	-	0	0	0	-	-	0	0
Totals			1/0	0	0	-	-	0	0	0	-	-	0	0

JAKOB JOHNSON GAME-BY-GAME

2020, NEW ENGLAND (7-9)

DATE	OPP.	W/L	GP/GS	RUSHING					RECEIVING					TOTAL OFFENSE
				ATT.	YDS.	AVG.	LG.	TD	REC.	YDS.	AVG.	LG.	TD	
9/13	Mia.	W	1/0	0	0	-	-	0	0	0	-	-	0	0
9/20	at Sea.	L	1/1	0	0	-	-	0	1	1	1.0	1t	1	1
9/27	LV	W	1/1	0	0	-	-	0	1	6	6.0	6	0	6
10/5	at KC	L	1/1	0	0	-	-	0	0	0	-	-	0	0
10/18	Den.	L	1/1	0	0	-	-	0	0	0	-	-	0	0
10/25	SF	L	1/1	0	0	-	-	0	1	1	1.0	1	0	1
11/1	at Buf.	L	1/0	0	0	-	-	0	0	0	-	-	0	0
11/9	at NYJ	W	1/0	0	0	-	-	0	2	6	3.0	6	0	6
11/15	Bal.	W	1/1	0	0	-	-	0	2	20	10.0	12	0	20
11/22	at Hou.	L	1/1	0	0	-	-	0	0	0	-	-	0	0
11/29	Ari.	W	1/1	0	0	-	-	0	0	0	-	-	0	0
12/6	at LAC	W	1/0	0	0	-	-	0	1	1	1.0	1	0	1
12/10	at LAR	L	1/1	0	0	-	-	0	0	0	-	-	0	0
12/20	at Mia.	L	1/1	0	0	-	-	0	0	0	-	-	0	0
12/28	Buf.	L	1/1	0	0	-	-	0	0	0	-	-	0	0
1/3/21	NYJ	W	1/0	0	0	-	-	0	0	0	-	-	0	0
Totals			17/6	0	0	-	-	0	8	35	4.4	12	1	35

2019, NEW ENGLAND (12-4)

DATE	OPP.	W/L	GP/GS	RUSHING					RECEIVING					TOTAL OFFENSE
				ATT.	YDS.	AVG.	LG.	TD	REC.	YDS.	AVG.	LG.	TD	
9/8	Pit.	W												
9/15	at Mia.	W												
9/22	NYJ	W	1/0	0	0	-	-	0	0	0	-	-	0	0
9/29	at Buf.	W	1/1	0	0	-	-	0	0	0	-	-	0	0
10/6	at Was.	W	1/1	0	0	-	-	0	1	5	5.0	5	0	5
10/10	NYG	W	1/1	0	0	-	-	0	0	0	-	-	0	0
10/21	at NYJ	W												
10/27	Cle.	W												
11/3	at Bal.	L												
11/17	at Phi.	W												
11/24	Dal.	W												
12/1	at Hou.	L												
12/8	KC	L												
12/15	at Cin.	W												
12/21	Buf.	W												
12/29	Mia.	L												
Totals			4/3	0	0	-	-	0	1	5	5.0	5	0	5
POSTSEASON														
1/4/20	Ten.	L												
Totals			1/0	0	0	-	-	0	0	0	-	-	0	0



JAQUAN JOHNSON

26

POSITION: Safety
HT/WT: 5-10/190
ACQUIRED: UFA-'23 (Buf)
BORN: 11/6/95

NFL SEASON: 5
RAIDERS SEASON: 1
COLLEGE: Miami
HOMETOWN: Miami, Fla.

TRANSACTIONS: Selected by Buffalo Bills in the sixth round (181st overall) of the 2019 NFL Draft, April 27, 2019... Signed by Las Vegas Raiders as an unrestricted free agent, March 21, 2023.

CAREER: Veteran safety joins the Raiders after spending his first four NFL seasons with the Buffalo Bills... In 2022, played in 16 games and recorded career highs in tackles (25), INTs (one) and passes defended (one)... Played in all 17 games with one start in 2021 and totaled nine tackles (six), one INT and one pass defended... Played in 14 games in 2020 and recorded two tackles... In 2019, played in 13 games and posted three tackles... Career totals include 60 games played with four starts, totaling 39 tackles (21), two INTs, two passes defended and 19 special teams tackles.

AT A GLANCE

- Entered the NFL as a sixth-round pick by the Bills in 2019 and has appeared in 60 career games with four starts, totaling 39 tackles (21 solo), two INTs and two passes defended.
- In 2022, played in 16 games and recorded career highs in tackles (25), INTs (one) and passes defended (one). Also registered a career-high seven special teams tackles.
- Has appeared in eight career postseason contests, recording 11 tackles (eight) on defense and six tackles on special teams.

2022 (WITH BUF.): Appeared in 16 games with a career-high three starts... Recorded career highs in defensive tackles (25) and special teams tackles (seven)... Added one INT and one pass defended... **(9/8) at LAR:** Posted one special teams tackle... **(9/19) vs. Ten.:** Recorded two tackles (one solo)... **(9/25) at Mia.:** Registered five tackles (three)... **(10/9) vs. Pit.:** Finished with eight tackles (two)... **(10/30) vs. GB:** Notched one tackle on special teams... **(11/6) at NYJ:** Recorded a career-high 10 tackles (five)... **(11/24) at Det.:** Posted two special teams tackles... **(12/7) at NE:** Logged one special teams tackle... **(12/11) vs. NYJ:** Recorded one tackle on special teams... **(12/24) at Chi.:** Talled one INT and one pass defended... **(1/8/23) vs. NE:** Finished with one tackle on special teams... **Postseason: (1/15/23) vs. Mia.:** Appeared on both defense and special teams... **(1/22/23) vs. Cin.:** Registered seven tackles (five).

2021 (WITH BUF.): Played in all 17 games and recorded nine tackles (six solo), one INT and one pass defended... **(9/19) at Mia.:** Recorded a season-high four tackles (one)... **(9/26) vs. Was.:** Posted one tackle... **(10/3) vs. Hou.:** Made his first career start at safety and registered his first-career INT, returning it 25 yards... Finished with two tackles and one pass defended, while also recording one tackle on special teams... **(10/31) vs. Mia.:** Posted one special teams tackle... **(11/21) vs. Ind.:** Recorded one tackle on defense and one special teams tackle... **(11/25) at NO:** Notched one tackle... **(12/19) vs. Car.:** Recorded one tackle on special teams... **(1/9/22) vs. NYJ:** Registered one tackle on special teams... **Postseason: (1/15/22) vs. NE:** Recorded four defensive tackles (three)... Added two tackles on special teams... **(1/23/22) at KC:** Posted one special teams tackle.

2020 (WITH BUF.): Played in 14 contests and recorded two tackles... Added two tackles on special teams... **(10/19) vs. KC:** Posted one special teams tackle... **(11/29) vs. LAC:** Recorded one tackle on special teams... **(1/3/21) vs. Mia.:** Recorded a season-high two tackles (one) on defense... **Postseason: (1/9/21) vs. Ind.:** Recorded three tackles on special teams... **(1/16/21) vs. Bal.:** Saw action on special teams in the divisional round... **(1/24/21) at KC:** Appeared on special teams in the AFC Championship.

2019 (WITH BUF.): Appeared in 13 games during his rookie season... Totaled three defensive tackles and five special teams tackles... **(9/29) vs. NE:** Made his NFL debut... **(10/20) vs. Mia.:** Posted one tackle on special teams... **(10/27) vs. Phi.:** Recorded one special teams tackle... **(11/10) at Cle.:** Notched one tackle on special teams... **(11/17) at Mia.:** Played on special teams and recorded one tackle... **(12/15) at Pit.:** Posted one special teams tackle... **(12/29) vs. NYJ:** Recorded three tackles on defense... **Postseason: (1/4/20) at Hou.:** Appeared on special teams in his first career playoff game.

COLLEGE: Played in 48 games during his four years at Miami... Totaled 252 tackles, 7.5 tackles for loss, 2.5 sacks, eight INTs, including one returned for a TD, seven passes defended, three fumble recoveries and six forced fumbles... As a senior in 2018, started all 11 games and earned second-team All-ACC honors... Led team with 92 tackles and added 1.5 tackles for loss, two INTs, one pass defended, two forced fumbles and one blocked FG... Named a finalist for the Jim Thorpe Award... As a junior in 2017, led the team with 96 tackles and added three tackles for loss and one sack... Tied for the team lead with four INTs and added four passes defended, three forced fumbles and two fumble recoveries... Named second-team All-America by Sports Illustrated and AFCA... Earned ACC Defensive Back of the Week three times... In 2016, appeared in 13 games and made five starts... Recorded 38 tackles, three tackles for loss, 1.5 sacks, one INT, one fumble recovery and two passes defended... As a freshman in 2015, played in 13 games and totaled 26 tackles, one INT and one forced fumble.

PERSONAL: Attended Miami Killian High School... Rated a four-star prospect by 247Sports, ESPN and Scout... Was selected as four-time All-Dade First Team selection by Miami Herald from 2011-2013... Competed in 2015 US Army All-American Bowl... Earned first team All-State honors three times... As a senior, recorded 72 tackles, five interceptions and six all-purpose return TDs.

ADDITIONAL STATISTICS: Special Teams Tackles – 5 in 2019, 2 in 2020, 5 in 2021, 7 in 2022; NFL Totals: 19.

SINGLE-GAME HIGHS: TACKLES: Total – 10, 11/6/22 at NYJ. Solo – 5, 11/6/22 at NYJ. Passes Defended – 1, two times, last; 12/24/22 at Chi. Interceptions – 1, two times, last; 12/24/22 at Chi.

JAQ. JOHNSON

JAQUAN JOHNSON'S CAREER STATISTICS

Year	Team	GP	GS	TACKLES					INTERCEPTIONS				FUMBLES				
				Total	Solo	Asst.	Sacks	Yds.	No.	Yds.	Lg.	TD	PD	FF	FR	Yds.	
2019	Buffalo	13	0	3	3	0	0.0	0.0	0	0	-	0	0	0	0	0	0
2020	Buffalo	14	0	2	1	1	0.0	0.0	0	0	-	0	0	0	0	0	0
2021	Buffalo	17	1	9	6	3	0.0	0.0	1	25	25	0	1	0	0	0	0
2022	Buffalo	16	3	25	11	14	0.0	0.0	1	0	0	0	1	0	0	0	0
Totals		60	4	39	21	18	0.0	0.0	2	25	25	0	2	0	0	0	0
POSTSEASON																	
2019	Buffalo	1	0	0	0	0	0.0	0.0	0	0	-	0	0	0	0	0	0
2020	Buffalo	3	0	0	0	0	0.0	0.0	0	0	-	0	0	0	0	0	0
2021	Buffalo	2	0	4	3	1	0.0	0.0	0	0	-	0	0	0	0	0	0
2022	Buffalo	2	0	7	5	2	0.0	0.0	0	0	-	0	0	0	0	0	0
Totals		8	0	11	8	3	0.0	0.0	0	0	-	0	0	0	0	0	0

JAQUAN JOHNSON GAME-BY-GAME

2022, BUFFALO (13-3)

Date	Opp.	W/L	GP/GS	TACKLES					INTERCEPTIONS				FUMBLES				
				Total	Solo	Asst.	Sacks	Yds.	No.	Yds.	Lg.	TD	PD	FF	FR	Yds.	
9/8	at LAR	W	1/0	0	0	0	0.0	0.0	0	0	-	0	0	0	0	0	0
9/19	Ten.	W	1/0	2	1	1	0.0	0.0	0	0	-	0	0	0	0	0	0
9/25	at Mia.	L	1/1	5	3	2	0.0	0.0	0	0	-	0	0	0	0	0	0
10/2	at Bal.	W	1/0	0	0	0	0.0	0.0	0	0	-	0	0	0	0	0	0
10/9	Pit.	W	1/1	8	2	6	0.0	0.0	0	0	-	0	0	0	0	0	0
10/16	at KC	W	1/0	0	0	0	0.0	0.0	0	0	-	0	0	0	0	0	0
10/30	GB	W	1/0	0	0	0	0.0	0.0	0	0	-	0	0	0	0	0	0
11/6	at NYJ	L	1/1	10	5	5	0.0	0.0	0	0	-	0	0	0	0	0	0
11/13	Min.	L	1/0	0	0	0	0.0	0.0	0	0	-	0	0	0	0	0	0
11/20	Cle.	W	1/0	0	0	0	0.0	0.0	0	0	-	0	0	0	0	0	0
11/24	at Det.	W	1/0	0	0	0	0.0	0.0	0	0	-	0	0	0	0	0	0
12/1	at NE	W	1/0	0	0	0	0.0	0.0	0	0	-	0	0	0	0	0	0
12/11	NYJ	W	1/0	0	0	0	0.0	0.0	0	0	-	0	0	0	0	0	0
12/17	Mia.	W	1/0	0	0	0	0.0	0.0	0	0	-	0	0	0	0	0	0
12/24	at Chi.	W	1/0	0	0	0	0.0	0.0	1	0	0	0	1	0	0	0	0
1/2/23	at Cin.	CLD		(DID NOT PLAY)													
1/8/23	NE	W	1/0	0	0	0	0.0	0.0	0	0	-	0	0	0	0	0	0
Totals			16/3	25	11	14	0.0	0.0	1	0	0	0	1	0	0	0	0
POSTSEASON																	
1/15/23	Mia.	W	1/0	0	0	0	0.0	0.0	0	0	-	0	0	0	0	0	0
1/22/23	Cin.	L	1/0	7	5	2	0.0	0.0	0	0	-	0	0	0	0	0	0
Totals			1/0	7	5	2	0.0	0.0	0	0	-	0	0	0	0	0	0

2021, BUFFALO (11-6)

Date	Opp.	W/L	GP/GS	TACKLES					INTERCEPTIONS				FUMBLES				
				Total	Solo	Asst.	Sacks	Yds.	No.	Yds.	Lg.	TD	PD	FF	FR	Yds.	
9/12	Pit.	L	1/0	0	0	0	0.0	0.0	0	0	-	0	0	0	0	0	0
9/19	at Mia.	W	1/0	4	1	3	0.0	0.0	0	0	-	0	0	0	0	0	0
9/26	Was.	W	1/0	1	1	0	0.0	0.0	0	0	-	0	0	0	0	0	0
10/3	Hou.	W	1/1	2	2	0	0.0	0.0	1	25	25	0	1	0	0	0	0
10/10	at KC	W	1/0	0	0	0	0.0	0.0	0	0	-	0	0	0	0	0	0
10/18	at Ten.	L	1/0	0	0	0	0.0	0.0	0	0	-	0	0	0	0	0	0
10/31	Mia.	W	1/0	0	0	0	0.0	0.0	0	0	-	0	0	0	0	0	0
11/7	at Jac.	L	1/0	0	0	0	0.0	0.0	0	0	-	0	0	0	0	0	0
11/14	at NYJ	W	1/0	0	0	0	0.0	0.0	0	0	-	0	0	0	0	0	0
11/21	Ind.	L	1/0	1	1	0	0.0	0.0	0	0	-	0	0	0	0	0	0
11/25	at NO	W	1/0	1	1	0	0.0	0.0	0	0	-	0	0	0	0	0	0
12/6	NE	L	1/0	0	0	0	0.0	0.0	0	0	-	0	0	0	0	0	0
12/12	at TB	L	1/0	0	0	0	0.0	0.0	0	0	-	0	0	0	0	0	0
12/19	Car.	W	1/0	0	0	0	0.0	0.0	0	0	-	0	0	0	0	0	0
12/26	at NE	W	1/0	0	0	0	0.0	0.0	0	0	-	0	0	0	0	0	0
1/2/22	Atl.	W	1/0	0	0	0	0.0	0.0	0	0	-	0	0	0	0	0	0
1/9/22	NYJ	W	1/0	0	0	0	0.0	0.0	0	0	-	0	0	0	0	0	0
Totals			17/1	9	6	3	0.0	0.0	1	25	25	0	1	0	0	0	0
POSTSEASON																	
1/15/22	NE	W	1/0	4	3	1	0.0	0.0	0	0	-	0	0	0	0	0	0
1/23/22	KC	L	1/0	0	0	0	0.0	0.0	0	0	-	0	0	0	0	0	0
Totals			2/0	4	3	1	0.0	0.0	0	0	-	0	0	0	0	0	0


JAQUAN JOHNSON GAME-BY-GAME

2020, BUFFALO (13-3)

Date	Opp.	W/L	GP/GS	TACKLES					INTERCEPTIONS					FUMBLES			
				Total	Solo	Asst.	Sacks	Yds.	No.	Yds.	Lg.	TD	PD	FF	FR	Yds.	
9/13	NYJ	W	1/0	0	0	0	0.0	0.0	0	0	-	0	0	0	0	0	0
9/20	at Mia.	W	1/0	0	0	0	0.0	0.0	0	0	-	0	0	0	0	0	0
9/27	LAR	W	1/0	0	0	0	0.0	0.0	0	0	-	0	0	0	0	0	0
10/4	at LV	W	1/0	0	0	0	0.0	0.0	0	0	-	0	0	0	0	0	0
10/13	at Ten.	L	1/0	0	0	0	0.0	0.0	0	0	-	0	0	0	0	0	0
10/19	KC	L	1/0	0	0	0	0.0	0.0	0	0	-	0	0	0	0	0	0
10/25	at NYJ	W	1/0	0	0	0	0.0	0.0	0	0	-	0	0	0	0	0	0
11/1	NE	W	1/0	0	0	0	0.0	0.0	0	0	-	0	0	0	0	0	0
11/8	Sea.	W	1/0	0	0	0	0.0	0.0	0	0	-	0	0	0	0	0	0
11/15	at Ari.	L	1/0	0	0	0	0.0	0.0	0	0	-	0	0	0	0	0	0
11/29	LAC	W	1/0	0	0	0	0.0	0.0	0	0	-	0	0	0	0	0	0
12/7	at SF	W	1/0	0	0	0	0.0	0.0	0	0	-	0	0	0	0	0	0
12/13	Pit.	W				(INACTIVE - ANKLE)											
12/19	at Den.	W				(INACTIVE - ANKLE)											
12/28	at NE	W	1/0	0	0	0	0.0	0.0	0	0	-	0	0	0	0	0	0
1/3/21	Mia.	W	1/0	2	1	1	0.0	0.0	0	0	-	0	0	0	0	0	0
Totals			14/0	2	1	1	0.0	0.0	0	0	-	0	0	0	0	0	0
POSTSEASON																	
1/9/21	Ind.	W	1/0	0	0	0	0.0	0.0	0	0	-	0	0	0	0	0	0
1/16/21	Bal.	W	1/0	0	0	0	0.0	0.0	0	0	-	0	0	0	0	0	0
1/24/21	at KC	L	1/0	0	0	0	0.0	0.0	0	0	-	0	0	0	0	0	0
Totals			3/0	0	0	0	0.0	0.0	0	0	-	0	0	0	0	0	0

2019, BUFFALO (10-6)

Date	Opp.	W/L	GP/GS	TACKLES					INTERCEPTIONS					FUMBLES			
				Total	Solo	Asst.	Sacks	Yds.	No.	Yds.	Lg.	TD	PD	FF	FR	Yds.	
9/8	at NYJ	W				(INACTIVE)											
9/15	at NYG	W				(INACTIVE)											
9/22	Cin.	W				(INACTIVE)											
9/29	NE	L	1/0	0	0	0	0.0	0.0	0	0	-	0	0	0	0	0	0
10/6	at Ten.	W	1/0	0	0	0	0.0	0.0	0	0	-	0	0	0	0	0	0
10/20	Mia.	W	1/0	0	0	0	0.0	0.0	0	0	-	0	0	0	0	0	0
10/27	Phi.	L	1/0	0	0	0	0.0	0.0	0	0	-	0	0	0	0	0	0
11/3	Was.	W	1/0	0	0	0	0.0	0.0	0	0	-	0	0	0	0	0	0
11/10	at Cle.	L	1/0	0	0	0	0.0	0.0	0	0	-	0	0	0	0	0	0
11/17	at Mia.	W	1/0	0	0	0	0.0	0.0	0	0	-	0	0	0	0	0	0
11/24	Den.	W	1/0	0	0	0	0.0	0.0	0	0	-	0	0	0	0	0	0
11/28	at Dal.	W	1/0	0	0	0	0.0	0.0	0	0	-	0	0	0	0	0	0
12/8	Bal.	L	1/0	0	0	0	0.0	0.0	0	0	-	0	0	0	0	0	0
12/15	at Pit.	W	1/0	0	0	0	0.0	0.0	0	0	-	0	0	0	0	0	0
12/21	at NE	L	1/0	0	0	0	0.0	0.0	0	0	-	0	0	0	0	0	0
12/29	NYJ	L	1/0	3	3	0	0.0	0.0	0	0	-	0	0	0	0	0	0
Totals			13/0	3	3	0	0.0	0.0	0	0	-	0	0	0	0	0	0
POSTSEASON																	
1/4/20	at Hou.	L	1/0	0	0	0	0.0	0.0	0	0	-	0	0	0	0	0	0
Totals			1/0	0	0	0	0.0	0.0	0	0	-	0	0	0	0	0	0



CHANDLER JONES

55

POSITION: Defensive End
HT/WT: 6-5/265
ACQUIRED: UFA-'22 (Ari.)
BORN: 2/27/90

NFL SEASON: 12
RAIDERS SEASON: 2
COLLEGE: Syracuse
HOMETOWN: Endicott, N.Y.

TRANSACTIONS: Selected by New England Patriots in the first round (21st overall) of the 2012 NFL Draft, April 26, 2012. Acquired via trade by Arizona Cardinals, March 15, 2016. Re-signed by Cardinals to contract extension, March 10, 2017. Signed by Las Vegas Raiders as an unrestricted free agent, March 17, 2022.

CAREER: Veteran defensive end enters his 12th season in the NFL and second with the Raiders. A four-time Pro Bowler (2015, 2017, 2019 and 2021) and a two-time Associated Press All-Pro First Team selection (2017 and 2019), has played in 154 games with 151 starts and totaled 511 tackles (352 solo), 112.0 sacks, 30 passes defended, 34 forced fumbles and 13 fumble recoveries. In his first season with the Silver and Black, started 15 games and totaled 38 tackles (21), three tackles for loss, 4.5 sacks, 15 quarterback hits, three passes defended, one forced fumble and three fumble recoveries, including one returned for a touchdown. In 2021, started all 15 games he appeared in and finished with 41 tackles (31), 10.5 sacks, four passes defended and one fumble recovery. In 2020, started all five games he appeared in and posted 11 tackles, one sack and a fumble recovery before suffering a season-ending injury. In 2019, established a single-season franchise record with 19 sacks and set career highs with eight forced fumbles. Started all 16 games in 2018 and totaled 49 tackles (38), 14 tackles for loss, a team-high 13 sacks, four passes defended, three forced fumbles and one fumble recovery. In 2017, started all 16 games and set a then-single-season franchise record with an NFL-leading 17 sacks. In 2016, started all 16 games and finished second on the team with 11.0 sacks and tied for the team lead with four forced fumbles. In 2015, started 15 games and totaled 44 tackles with 12.5 sacks and four forced fumbles. Played in 10 games with eight starts in 2014 and finished with 43 tackles (30), six sacks, two forced fumbles, a fumble recovery and two passes defended. In 2013, recorded a career-high 79 tackles (40), 11.5 sacks, one forced fumble, one fumble recovery for a TD. Played 14 games with 13 starts in 2012 and totaled 45 tackles (24), six sacks, four passes defended and three forced fumbles.

AT A GLANCE

- Four-time Pro Bowl selection (2015, '17, '19 and '21) and two-time first-team All-Pro (2017 and '19) has recorded 511 tackles, 112.0 sacks, 34 forced fumbles, 13 fumble recoveries, one INT and 30 passes defended in 154 games with 151 starts during his first 11 NFL seasons.
- Ranks second in the NFL in sacks (112.0) and first in forced fumbles (34) since entering the league in 2012.
- Registered 10-plus sacks in five consecutive seasons (2015-19) before a season-ending injury in 2020, joining Von Miller (2014-18) as the only active NFL players to accomplish the feat.

2022: Started all 15 games he appeared in and totaled 38 tackles (21 solo), three tackles for loss, 4.5 sacks, three passes defended, one forced fumble and three fumble recoveries, including one returned for a touchdown. **(9/11) at LAC:** Recorded two tackles and one tackle for loss. **(9/18) vs. Ari.:** Posted three tackles (two). **(9/25) at Ten.:** Notched one tackle. **(10/2) vs. Den.:** Recorded two tackles. **(10/10) at KC.:** Registered four tackles (three). **(10/23) vs. Hou.:** Tied two tackles (one) and a half-sack. **(10/30) at NO.:** Posted one tackle. **(11/6) at Jac.:** Recorded two tackles. **(11/13) vs. Ind.:** Notched two tackles (one). **(11/20) at Den.:** Finished with five tackles. **(11/27) at Sea.:** Recorded one fumble recovery. **(12/4) vs. LAC:** Earned AFC Defensive Player of the Week honors after posting season highs in tackles (six), sacks (three) and tackles for loss (two). **(12/8) at LAR:** Compiled three tackles (one), one sack, one forced fumble and one fumble recovery. **(12/18) vs. NE:** Finished with two tackles, two passes defended and one fumble recovery, which was returned 48 yards for the game-winning touchdown. **(12/24) at Pit.:** Recorded three tackles (one).

2021 (WITH ARI.): Started all 15 games he appeared in and finished with 41 tackles (31 solo), 10.5 sacks, four passes defended and one fumble recovery. Led the team in tackles for loss (12), QB hits (26) and forced fumbles (six). Selected to his fourth career Pro Bowl. Missed Games 6-7 on the Reserve/COVID-19 List. **(9/12) at Ten.:** Registered six tackles, a career-high five sacks, two forced fumbles and four tackles for loss. Tied the single-game franchise record with five sacks. Had three sacks in the first quarter against the Titans, becoming the first player in NFL history to record three sacks in the first quarter of a season opener. Reached 100 career sacks in his 125th game, becoming the eighth fastest player in league history to reach the milestone. Named NFC Defensive Player of the Week. **(9/26) at Jac.:** Recorded three tackles, one tackle for loss and a fumble recovery. **(11/7) at SF:** Tallied three tackles (one), one sack and one tackle for loss. With the sack, Jones (67.0) passed Freddie Joe Nunn (66.5) as the franchise all-time sacks leader. **(11/21) at Sea.:** Registered four tackles, two sacks, two tackles for loss and one forced fumble. Has 12.5 sacks in six career games at Lumen Field which is tied for 10th all-time at the venue (Jones is the only player in the top 10 who has never played for Seattle). Named NFC Defensive Player of the Week. **(12/5) at Chi.:** Registered five tackles (three), a half-sack and two passes defended. **(12/13) vs. LAR:** Recorded three tackles (two), one sack and one forced fumble. **(1/2/22) at Dal.:** Tallied three tackles, two tackles for loss and one forced fumble. **Postseason: (1/7/22) at LAR:** Registered nine tackles (six) and two tackles for loss in his Cardinals playoff debut.

2020 (WITH ARI.): Started all five games he appeared in and posted 11 tackles, one sack and a fumble recovery before suffering a season-ending biceps injury. Was placed on the Reserve/Injured List on Oct. 15. **(9/13) at SF:** Tallied two tackles and one sack. Marked the fifth-consecutive season-opener in which he had a sack. **(9/20) vs. Was.:** Recovered a fumble at the Cardinals 12-yard line to end a scoring drive. **(9/27) vs. Det.:** Recorded four tackles (two). **(10/4) at Car.:** Posted four tackles (one). **(10/11) at NYJ:** Had one tackle before exiting the game early due to injury.

2019 (WITH ARI.): Started all 16 contests and totaled 53 tackles (42 solo), 19 sacks, five passes defended, eight forced fumbles and three fumble recoveries. Named a first-team All-Pro for the second time in his career. Also selected to his third Pro Bowl. Selected to the PFWA All-NFL Team and named the 2019 NFC Defensive Player of the Year by the NFL Committee of 101. Established a single-season franchise record with 19 sacks and set career highs with eight forced fumbles and seven strip-sacks. Joined Robert Mathis as the only NFL players with at least 19 sacks and eight forced fumbles in a season. Marked his second season with at least 17 sacks, which trails only Reggie White (three) and J.J. Watt (three) for the most in league history. Named NFC Defensive Player of the Month with an NFL-high six sacks, 18 tackles, three forced fumbles, four tackles for loss and nine QB hits in December. **(9/8) vs. Det.:** Finished the game with three tackles, one sack, one forced fumble and one fumble recovery. Recovered a fumble that he forced on a strip-sack of Matthew

Stafford in the first quarter...**(9/22) vs. Car.**: Totaled four tackles, two sacks, two forced fumbles and one fumble recovery...Strip-sacked QB Kyle Allen twice, ending the Panthers first offensive drive of the game with a fumble that he forced and recovered...**(10/6) at Cin.**: Tallied four tackles and one sack of QB Andy Dalton...**(10/13) vs. Atl.**: Collected three tackles (two), a half-sack and one pass defended... Combined with LB Terrell Suggs to take down QB Matt Ryan...**(10/20) at NYG**: Totaled five tackles, four sacks, three tackles for loss, one forced fumble and one fumble recovery...Became just the third player in Cardinals history to record at least four sacks in a game, joining Curtis Greer and Bertrand Berry...Became just the fifth NFL player with at least four sacks, one forced fumble and one fumble recovery in a single game since 2000...Earned NFC Defensive Player of the Week honors...**(10/31) vs. SF**: Recorded one tackle and one sack on Thursday Night Football...**(11/10) at TB**: Recorded five tackles (four), two sacks and one forced fumble...Sacked QB Jameis Winston twice, including a strip-sack in the first quarter...**(11/17) at SF**: Posted four tackles, including two tackles for loss, and sacked Garoppolo for a seven-yard loss...**(12/1) vs. LAR**: Surpassed DE Simeon Rice (53.5) for third place on the franchise all-time sacks list with a half-sack of QB Jared Goff...**(12/8) vs. Pit.**: Sacked QB Devlin Hodges for a 13-yard loss, forcing a fumble on the play...Finished with five tackles, one sack, one pass defended and one forced fumble...**(12/15) vs. Cle.**: Tallied five tackles and a six-yard sack of QB Baker Mayfield...**(12/22) at Sea.**: Recorded six tackles, four sacks, two tackles for loss and two forced fumbles...Became just the third player in NFL history with four-plus sacks in multiple games in a single season – Reggie White (2 in 1986) and Karl Mecklenburg (2 in 1985)...Surpassed DE Calais Campbell (56.5 in 138 games) for second place on the franchise all-time sacks list...Earned NFC Defensive Player of the Week honors.



2018 (WITH ARI.): Started all 16 games and totaled 49 tackles (38 solo), 14 tackles for loss, a team-high 13 sacks, four passes defended, three forced fumbles and one fumble recovery...**(9/9) vs. Was.**: Recorded three tackles and a strip-sack of QB Alex Smith...**(9/23) vs. Chi.**: Sacked QB Mitchell Trubisky for a five-yard loss and tipped a pass that was intercepted by Tre Boston...Became the fastest player in franchise history to collect 30 sacks with the team (35 games)...**(9/30) vs. Sea.**: Sacked QB Russell Wilson for a six-yard loss...**(10/7) at SF**: Recorded six tackles and recovered his own strip-sack of QB C.J. Beathard...Added two passes defended...Earned NFC Defensive Player of the Week honors...**(10/14) at Min.**: Finished with five tackles, 1.5 sacks, one pass defended and one forced fumble...Registered a strip-sack of QB Kirk Cousins, which was recovered and returned 36 yards for a TD by S Budda Baker...**(10/18) vs. Den.**: Recorded his fifth consecutive game with a sack, tying the second-longest streak in franchise history...Sacked QB Case Keenum in the second quarter...**(11/11) at KC**: Recorded six tackles and two sacks...**(11/18) vs. Oak.**: Totaled four tackles and two sacks...**(12/2) at GB**: Totaled three tackles, one sack and one pass defended...Became the fastest player in franchise history to reach 40.0 sacks (43 games) with his first career sack of Rodgers...**(12/30) at Sea.**: Sacked Wilson for a seven-yard loss.

2017 (WITH ARI.): Started all 16 games and set a then-single-season franchise record with an NFL-leading 17.0 sacks...Finished with 59 tackles, 17 sacks, 28 tackles for loss and two forced fumbles, earning first-team All-Pro honors for the first time in his career and his second career Pro Bowl selection...Became the first player in team history to lead the NFL in sacks, while also leading the league in tackles for loss (28) and QB hits (38)...**(9/10) at Det.**: Recorded four tackles and sacked QB Matthew Stafford for a seven-yard loss...**(9/17) at Ind.**: Totaled a season-high seven tackles, two sacks and one forced fumble...**(9/25) vs. Dal.**: Tallied three tackles and one sack...**(10/8) at Phi.**: Recorded five tackles and one sack...**(10/15) vs. TB**: Registered four tackles and two sacks...**(10/22) at LAR**: Collected five tackles and one sack...**(11/5) at SF**: Posted two tackles and one sack...Dropped Beathard for a four-yard loss late in the fourth quarter...**(11/9) vs. Sea.**: Posted four tackles, one sack and one pass defended...Registered a sack in five consecutive games for the second time on the season, which matched the second-longest streak in franchise history...**(11/26) vs. Jac.**: Totaled seven tackles, including five for loss, and two sacks...His five tackles for loss against the Jaguars are the most by an NFL player since 2015...**(12/3) vs. LAR**: Recorded four tackles and a strip-sack...**(12/10) vs. Ten.**: Tallied five tackles, three tackles for loss and one sack...**(12/7) at Was.**: Recorded three tackles and one sack...**(12/31) at Sea.**: Registered six tackles, three for loss and two sacks.

the fourth quarter...**(11/9) vs. Sea.**: Posted four tackles, one sack and one pass defended...Registered a sack in five consecutive games for the second time on the season, which matched the second-longest streak in franchise history...**(11/26) vs. Jac.**: Totaled seven tackles, including five for loss, and two sacks...His five tackles for loss against the Jaguars are the most by an NFL player since 2015...**(12/3) vs. LAR**: Recorded four tackles and a strip-sack...**(12/10) vs. Ten.**: Tallied five tackles, three tackles for loss and one sack...**(12/7) at Was.**: Recorded three tackles and one sack...**(12/31) at Sea.**: Registered six tackles, three for loss and two sacks.

2016 (WITH ARI.): Started all 16 games and finished second on the team with 11.0 sacks and tied for second with 18 tackles for loss...Marked his third double-digit sack season in five NFL seasons...Tied for the team lead with four forced fumbles and added 49 tackles, two fumble recoveries and three passes defended...Selected as a Pro Bowl alternate...**(9/11) vs. NE**: Recorded a sack and a fumble recovery...Recovered a fumble in the second quarter that led to a TD and then sacked QB Jimmy Garoppolo for a five-yard loss in the fourth quarter...Totaled five tackles, including one for loss...**(9/18) vs. TB**: Registered a 10-yard sack on game's final drive...**(9/25) at Buf.**: Registered a sack for third straight game when he brought down QB Tyrod Taylor for a two-yard loss in the second quarter...Totaled five tackles, including a team-leading three for loss...**(10/2) vs. LAR**: Recorded four tackles and one sack...Forced and recovered a fumble by QB Case Keenum on his third-quarter sack...Became the first player in team history with a sack in each of the season's first four games...

(10/6) at SF: Posted a season-high seven tackles and had one pass defended... (10/23) vs. Sea.: Sacked Wilson and forced a fumble in the fourth quarter... Totaled three tackles... (11/13) vs. SF: Recorded a season-high two sacks... Marked his 11th-career multi-sack game... Finished with four tackles, including two for loss... (11/20) at Min.: Sacked QB Sam Bradford and forced a fumble that Cardinals recovered in the fourth quarter... Added five tackles, including two for loss... (12/11) at Mia.: Registered four tackles and a team-high three for loss... (12/24) at Sea.: Recorded 1.5 sacks and finished with five tackles... (1/17) at LAR: Marked his third multi-sack game of the season and 13th career... Finished with two tackles, one forced fumble and one pass defended.

2015 (WITH NE): Started 15 games and both postseason contests, totaling 44 tackles with 12.5 sacks and four forced fumbles... Also had his first career INT and added one pass defended... Selected to first Pro Bowl... (9/20) at Buf.: Posted three sacks... Had two sacks in the second quarter and added another in the third quarter, marking his seventh career multi-sack game... (10/18) at Ind.: Recorded four tackles and 2.5 sacks of QB Andrew Luck... Marked his second multi-sack game of the season and eighth of his career... (10/25) vs. NYJ: Forced a fumble on a sack of QB Ryan Fitzpatrick... (10/29) vs. Mia.: Registered his third multi-sack game... (11/8) vs. Was.: Posted one sack... (11/15) at NYG: Recorded one sack... Notched at least one sack in five consecutive games, the longest streak of his career... Also forced a fumble on the sack of QB Eli Manning... (11/29) at Den.: Recorded his first career INT when he picked off QB Brock Osweiler... Also forced a fumble... (12/20) vs. Ten.: Recorded a sack and forced a fumble by QB Marcus Mariota that was recovered in the end zone for a Patriots TD... Added a second sack in the third quarter for his fourth multi-sack game of the season and the 10th of his career... **Postseason: (1/16/16) vs. KC:** Registered four tackles, one sack and one forced fumble... (1/24/16) at Den.: Recorded one tackle in AFC Championship Game.

2014 (WITH NE): Played in 10 games with eight starts and finished with 43 tackles (30 solo), six sacks, two forced fumbles, a fumble recovery and two passes defended... Started all three postseason games, recording eight tackles and one sack as the Patriots won Super Bowl XLIX... (9/14) at Min.: Finished with eight tackles and two sacks... Scored his second career TD when he blocked a 48-yard FG attempt and returned it 58 yards for a score... Marked his second career blocked FG... Earned AFC Defensive Player of the Week honors for the first time in his career... (9/29) at KC: Recorded a half-sack... (10/12) at Buf.: Recorded five tackles and one sack while forcing and recovering a QB Kyle Orton fumble... (10/16) vs. NYJ: Added a sack in second straight game... (12/14) vs. Mia.: Tallied seven tackles, 1.5 sacks and one forced fumble... **Postseason: (1/10/15) vs. Bal.:** Collected four tackles... (1/18/15) vs. Ind.: Recorded one tackle in AFC Championship Game... (2/1/15) vs. Sea.: Recorded three tackles and his first career postseason sack in Super Bowl XLIX.

2013 (WITH NE): Started all 16 games and had a career-high 79 tackles (40 solo), 11.5 sacks, one forced fumble, one fumble recovery for a TD and a blocked FG... Became first Patriots player with five or more sacks in each of his first two seasons since Chris Staley (1993-94)... Tied for third in the AFC and ranked seventh in the NFL in sacks... Earned AFC Defensive Player of the Month honors for November with 16 tackles and four sacks in three games (9/12) vs. NYJ: Recorded five tackles and a season-high two sacks... (9/22) vs. TB: Posted two half-sacks... (10/6) at Cin.: Posted a half-sack... (10/13) vs. NO: Registered one sack... (10/20) at NYJ: Totaled a career-high 11 tackles and added 2.0 sacks and one forced fumble... (10/27) vs. Mia.: Blocked a 39-yard FG attempt with 2:51 remaining to help preserve New England's victory... (11/3) vs. Pitt.: Tied a season-high with two sacks... (11/18) at Car.: Posted one sack... (11/24) vs. Den.: Recorded one sack... (12/15) at Mia.: Posted one sack... (12/22) at Bal.: Scored his first career TD when he recovered a fumble in the end zone... **Postseason: (1/11/14) vs. Ind.:** Started in the Divisional Game... (1/19/14) at Den.: Started in the AFC Championship Game and recorded three tackles.

2012 (WITH NE): Played 14 games with 13 starts and totaled 45 tackles (24 solo), six sacks, four passes defended and three forced fumbles... Named NFL Rookie of the Month for September after totaling 19 tackles, three sacks and two forced fumbles in four games (9/9) at Ten.: Started in his NFL debut and recorded six tackles and his first career sack and forced fumble... His forced fumble was recovered by fellow rookie Dont'a Hightower and returned for a TD... (9/16) vs. Ari.: Registered a sack and forced fumble in his second straight game... (9/30) at Buf.: Recorded six tackles and one sack... His three sacks in first four career games were the most by a Patriots rookie since 1993... (10/14) at Sea.: Set season highs with nine tackles and three sacks, while adding one forced fumble... Marked his first career multi-sack game... (10/28) at STL.: Collected four tackles and one sack... (12/30) vs. Mia.: Recorded six tackles and two passes defended... **Postseason: (1/13/13) vs. Hou.:** Started and recorded two tackles... (1/20/13) vs. Bal.: Appeared in the AFC Championship Game.

COLLEGE: Played in 32 games with 28 starts at Syracuse from 2008-11, totaling 147 tackles, 27 tackles for loss, 10 sacks, one INT, five forced fumbles and a fumble recovery... Earned first-team All-Big East honors as a junior in 2011 when he made seven starts and had 38 tackles, 7.5 tackles for loss and a career-best 4.5 sacks and an INT... Named a second-team all-conference selection as a sophomore after starting all 13 games and recording 57 tackles, 9.5 tackles for loss, four sacks, three forced fumbles and a fumble recovery... Received second-team All-Freshman honors from Phil Steele in 2009 after playing all 12 games with eight starts and finishing with 52 tackles, 10 tackles for loss and 1.5 sacks... Redshirted in 2008.

PERSONAL: Attended Union-Endicott (N.Y.) High School where he was rated among the top 15 prospects in the state by Scout.com and Super Prep... Earned first-team All-State and all-Metro honors after totaling 75 tackles, seven sacks, two forced fumbles and three fumble recoveries as a senior in 2007... Also played tight end and averaged a team-high 17.4 yards per catch... has two brothers: Arthur, a former NFL defensive tackle and Jon, a UFC fighter.

SINGLE-GAME HIGHS: TACKLES: Total – 11, 10/20/13 at NYJ. Solo – 8, 10/20/13 at NYJ. Sacks – 5, 9/12/21 at Ten. Interceptions – 1, 11/29/25 at Den. Passes defended – 2, six times, last: 12/18/22 vs. NE. Forced Fumbles – 2, three times, last: 9/12/21 at Ten. Fumble Recoveries – 1, 13 times, last: 12/18/22 vs. NE.

CHANDLER JONES' CAREER STATISTICS

Year	Team	GP	GS	TACKLES					INTERCEPTIONS				FUMBLES			
				Total	Solo	Asst.	Sacks	Yds.	No.	Yds.	Lg.	TD	PD	FF	FR	Yds.
2012	New England	14	13	45	24	21	6.0	33.0	0	0	-	0	4	3	0	0
2013	New England	16	16	79	40	39	11.5	73.5	0	0	-	0	0	1	1	0
2014	New England	10	8	43	30	13	6.0	49.5	0	0	-	0	2	2	1	0
2015	New England	15	15	44	31	13	12.5	89.5	1	0	-	0	2	4	0	0
2016	Arizona	16	16	49	38	11	11.0	85.5	0	0	-	0	3	4	2	0
2017	Arizona	16	16	59	52	7	17.0	113.0	0	0	-	0	3	2	0	0
2018	Arizona	16	16	49	38	11	13.0	71.0	0	0	-	0	4	3	1	0
2019	Arizona	16	16	53	42	11	19.0	146.0	0	0	-	0	5	8	3	0
2020	Arizona	5	5	11	5	6	1.0	5.0	0	0	-	0	0	0	1	0
2021	Arizona	15	15	41	31	10	10.5	79.5	0	0	-	0	4	6	1	1
2022	Las Vegas	15	15	38	21	17	4.5	16.5	0	0	-	0	3	1	3	48
Totals		154	151	511	352	159	112.0	762.0	1	0	-	0	30	34	13	49
POSTSEASON																
2012	New England	2	1	2	1	1	0.0	0.0	0	0	-	0	0	0	0	0
2013	New England	2	2	3	2	1	0.0	0.0	0	0	-	0	0	0	0	0
2014	New England	3	3	8	7	1	1.0	3.0	0	0	-	0	0	0	0	0
2015	New England	2	2	5	3	2	1.0	3.0	0	0	-	0	0	1	0	0
2021	Arizona	1	1	9	6	3	0.0	0.0	0	0	-	0	0	0	0	0
Totals		10	9	27	19	8	2.0	6.0	0	0	-	0	0	1	0	0

CHANDLER JONES GAME-BY-GAME

2022, LAS VEGAS (6-11)

Date	Opp.	W/L	GP/GS	TACKLES					INTERCEPTIONS				FUMBLES			
				Total	Solo	Asst.	Sacks	Yds.	No.	Yds.	Lg.	TD	PD	FF	FR	Yds.
9/11	at LAC	L	1/1	2	2	0	0.0	0.0	0	0	-	0	0	0	0	0
9/18	Ari.	L	1/1	3	2	1	0.0	0.0	0	0	-	0	0	0	0	0
9/25	at Ten.	L	1/1	1	0	1	0.0	0.0	0	0	-	0	0	0	0	0
10/2	Den.	W	1/1	2	0	2	0.0	0.0	0	0	-	0	0	0	0	0
10/10	at KC	L	1/1	4	3	1	0.0	0.0	0	0	-	0	0	0	0	0
10/23	Hou.	W	1/1	2	1	1	0.5	3.0	0	0	-	0	0	0	0	0
10/30	at NO	L	1/1	1	1	0	0.0	0.0	0	0	-	0	0	0	0	0
11/6	at Jac.	L	1/1	2	2	0	0.0	0.0	0	0	-	0	0	0	0	0
11/13	Ind.	L	1/1	2	1	1	0.0	0.0	0	0	-	0	0	0	0	0
11/20	at Den.	W	1/1	5	0	5	0.0	0.0	0	0	-	0	0	0	0	0
11/27	at Sea.	W	1/1	0	0	0	0.0	0.0	0	0	-	0	0	0	1	0
12/4	LAC	W	1/1	6	5	1	3.0	9.0	0	0	-	0	1	0	0	0
12/8	at LAR	L	1/1	3	1	2	1.0	4.5	0	0	-	0	0	1	1	0
12/18	NE	W	1/1	2	2	0	0.0	0.0	0	0	-	0	2	0	1	48
12/24	at Pit.	L	1/1	3	1	2	0.0	0.0	0	0	-	0	0	0	0	0
1/1/23	SF	L		(RESERVE/INJURED LIST - ELBOW)												
1/7/23	KC	L		(RESERVE/INJURED LIST - ELBOW)												
Totals			15/15	38	21	17	4.5	16.5	0	0	-	0	3	1	3	48

2021, ARIZONA (11-6)

Date	Opp.	W/L	GP/GS	TACKLES					INTERCEPTIONS				FUMBLES			
				Total	Solo	Asst.	Sacks	Yds.	No.	Yds.	Lg.	TD	PD	FF	FR	Yds.
9/12	at Ten.	W	1/1	6	6	0	5.0	46.0	0	0	-	0	0	2	0	0
9/19	Min.	W	1/1	0	0	0	0.0	0.0	0	0	-	0	0	0	0	0
9/26	at Jac.	W	1/1	3	3	0	0.0	0.0	0	0	-	0	0	0	1	1
10/3	at LAR	W	1/1	0	0	0	0.0	0.0	0	0	-	0	0	0	0	0
10/10	SF	W	1/1	0	0	0	0.0	0.0	0	0	-	0	0	0	0	0
10/17	at Cle.	W		(RESERVE/COVID-19 LIST)												
10/24	Hou.	W		(RESERVE/COVID-19 LIST)												
10/28	GB	L	1/1	1	1	0	0.0	0.0	0	0	-	0	1	0	0	0
11/7	at SF	W	1/1	3	1	2	1.0	6.0	0	0	-	0	0	0	0	0
11/14	Car.	L	1/1	2	2	0	0.0	0.0	0	0	-	0	0	0	0	0
11/21	at Sea.	W	1/1	4	4	0	2.0	16.0	0	0	-	0	0	1	0	0
12/5	at Chi.	W	1/1	5	3	2	0.5	0.5	0	0	-	0	2	0	0	0
12/13	LAR	L	1/1	3	2	1	1.0	2.0	0	0	-	0	0	1	0	0
12/19	at Det.	L	1/1	6	4	2	0.0	0.0	0	0	-	0	1	0	0	0
12/25	Ind.	L	1/1	3	1	2	0.0	0.0	0	0	-	0	0	0	0	0
1/2/22	at Dal.	W	1/1	3	3	0	0.0	0.0	0	0	-	0	0	1	0	0
1/9/22	Sea.	L	1/1	2	1	1	1.0	9.0	0	0	-	0	0	1	0	0
Totals			15/15	41	31	10	10.5	79.5	0	0	-	0	4	6	1	1
POSTSEASON																
1/17/22	at LAR	L	1/1	9	6	3	0.0	0.0	0	0	-	0	0	0	0	0
Totals			1/1	9	6	3	0.0	0.0	0	0	-	0	0	0	0	0

CHANDLER JONES GAME-BY-GAME

2020, ARIZONA (8-8)

Date	Opp.	W/L	GP/GS	TACKLES					INTERCEPTIONS					FUMBLES			
				Total	Solo	Asst.	Sacks	Yds.	No.	Yds.	Lg.	TD	PD	FF	FR	Yds.	
9/13	at SF	W	1/1	2	1	1	1.0	5.0	0	0	-	0	0	0	0	0	0
9/20	Was.	W	1/1	0	0	0	0.0	0.0	0	0	-	0	0	0	0	1	0
9/27	Det.	L	1/1	4	2	2	0.0	0.0	0	0	-	0	0	0	0	0	0
10/4	at Car.	L	1/1	4	1	3	0.0	0.0	0	0	-	0	0	0	0	0	0
10/11	at NYJ	W	1/1	1	1	0	0.0	0.0	0	0	-	0	0	0	0	0	0
10/19	at Dal.	W		(RESERVE/INJURED LIST - BICEP)													
10/25	Sea.	W		(RESERVE/INJURED LIST - BICEP)													
11/8	Mia.	L		(RESERVE/INJURED LIST - BICEP)													
11/15	Buf.	W		(RESERVE/INJURED LIST - BICEP)													
11/19	at Sea.	L		(RESERVE/INJURED LIST - BICEP)													
11/29	at NE	L		(RESERVE/INJURED LIST - BICEP)													
12/6	LAR	L		(RESERVE/INJURED LIST - BICEP)													
12/13	at NYG	W		(RESERVE/INJURED LIST - BICEP)													
12/20	Phi.	W		(RESERVE/INJURED LIST - BICEP)													
12/26	SF	L		(RESERVE/INJURED LIST - BICEP)													
1/3/21	at LAR	L		(RESERVE/INJURED LIST - BICEP)													
Totals			15/15	11	5	6	1.0	5.0	0	0	-	0	0	0	0	1	0

2019, ARIZONA (5-10-1)

Date	Opp.	W/L	GP/GS	TACKLES					INTERCEPTIONS					FUMBLES			
				Total	Solo	Asst.	Sacks	Yds.	No.	Yds.	Lg.	TD	PD	FF	FR	Yds.	
9/8	Det.	T	1/1	3	3	0	1.0	10.0	0	0	-	0	0	1	1	0	0
9/15	at Bal.	L	1/1	1	1	0	0.0	0.0	0	0	-	0	1	0	0	0	0
9/22	Car.	L	1/1	4	4	0	2.0	21.0	0	0	-	0	0	2	1	0	0
9/29	Sea.	L	1/1	0	0	0	0.0	0.0	0	0	-	0	0	0	0	0	0
10/6	at Cin.	W	1/1	4	1	3	1.0	0.0	0	0	-	0	0	0	0	0	0
10/13	Atl.	W	1/1	3	2	1	0.5	3.0	0	0	-	0	1	0	0	0	0
10/20	at NYG	W	1/1	5	5	0	4.0	29.0	0	0	-	0	0	1	1	0	0
10/27	at NO	L	1/1	1	1	0	0.0	0.0	0	0	-	0	0	0	0	0	0
10/31	SF	L	1/1	1	1	0	1.0	7.0	0	0	-	0	0	0	0	0	0
11/10	at TB	L	1/1	5	4	1	2.0	9.0	0	0	-	0	0	1	0	0	0
11/17	at SF	L	1/1	4	3	1	1.0	7.0	0	0	-	0	0	0	0	0	0
12/1	LAR	L	1/1	4	2	2	0.5	5.0	0	0	-	0	0	0	0	0	0
12/8	Pit.	L	1/1	5	5	0	1.0	13.0	0	0	-	0	1	1	0	0	0
12/15	Cle.	W	1/1	5	5	0	1.0	6.0	0	0	-	0	0	0	0	0	0
12/22	at Sea.	W	1/1	6	4	2	4.0	36.0	0	0	-	0	0	2	0	0	0
12/29	at LAR	L	1/1	2	1	1	0.0	0.0	0	0	-	0	2	0	0	0	0
Totals			16/16	53	42	11	19.0	146.0	0	0	-	0	5	8	3	0	

2018, ARIZONA (3-13)

Date	Opp.	W/L	GP/GS	TACKLES					INTERCEPTIONS					FUMBLES			
				Total	Solo	Asst.	Sacks	Yds.	No.	Yds.	Lg.	TD	PD	FF	FR	Yds.	
9/9	Was.	L	1/1	3	2	1	1.0	7.0	0	0	-	0	0	1	0	0	0
9/16	at LAR	L	1/1	1	0	1	0.0	0.0	0	0	-	0	1	0	0	0	0
9/23	Chi.	L	1/1	4	2	2	1.0	5.0	0	0	-	0	1	0	0	0	0
9/30	Sea.	L	1/1	3	3	0	1.0	6.0	0	0	-	0	0	0	0	0	0
10/7	at SF	W	1/1	6	6	0	1.0	7.0	0	0	-	0	1	1	1	0	0
10/14	at Min.	L	1/1	5	4	1	1.5	4.0	0	0	-	0	1	1	0	0	0
10/18	Den.	L	1/1	3	2	1	1.0	1.0	0	0	-	0	0	0	0	0	0
10/28	SF	W	1/1	1	0	1	0.0	0.0	0	0	-	0	0	0	0	0	0
11/11	at KC	L	1/1	3	3	0	2.0	15.0	0	0	-	0	0	0	0	0	0
11/18	Oak.	L	1/1	3	3	0	2.0	8.0	0	0	-	0	0	0	0	0	0
11/25	at LAC	L	1/1	3	2	1	0.5	5.0	0	0	-	0	0	0	0	0	0
12/2	at GB	W	1/1	4	4	0	1.0	6.0	0	0	-	0	0	0	0	0	0
12/9	Det.	L	1/1	1	1	0	0.0	0.0	0	0	-	0	0	0	0	0	0
12/16	at Atl.	L	1/1	2	1	1	0.0	0.0	0	0	-	0	0	0	0	0	0
12/23	LAR	L	1/1	3	2	1	0.0	0.0	0	0	-	0	0	0	0	0	0
12/30	at Sea.	L	1/1	4	3	1	1.0	7.0	0	0	-	0	0	0	0	0	0
Totals			16/16	49	38	11	13.0	71.0	0	0	-	0	4	3	1	0	

CHANDLER JONES GAME-BY-GAME

2017, ARIZONA (8-8)

Date	Opp.	W/L	GP/GS	TACKLES					INTERCEPTIONS					FUMBLES			
				Total	Solo	Asst.	Sacks	Yds.	No.	Yds.	Lg.	TD	PD	FF	FR	Yds.	
9/10	at Det.	L	1/1	3	3	0	1.0	7.0	0	0	-	0	0	0	0	0	0
9/17	at Ind.	W	1/1	7	5	2	2.0	16.0	0	0	-	0	0	1	0	0	
9/25	Dal.	L	1/1	3	3	0	1.0	9.0	0	0	-	0	0	0	0	0	
10/1	SF	W	1/1	3	3	0	0.0	0.0	0	0	-	0	0	0	0	0	
10/8	at Phi.	L	1/1	5	2	3	1.0	7.0	0	0	-	0	0	0	0	0	
10/15	TB	W	1/1	4	4	0	2.0	7.0	0	0	-	0	0	0	0	0	
10/22	at LAR	L	1/1	4	4	0	1.0	7.0	0	0	-	0	0	0	0	0	
11/5	at SF	W	1/1	2	2	0	1.0	4.0	0	0	-	0	0	0	0	0	
11/9	Sea.	L	1/1	3	2	1	1.0	5.0	0	0	-	0	1	0	0	0	
11/19	at Hou.	L	1/1	0	0	0	0.0	0.0	0	0	-	0	0	0	0	0	
11/26	Jac.	W	1/1	6	6	0	2.0	20.0	0	0	-	0	1	0	0	0	
12/3	LAR	L	1/1	4	4	0	1.0	7.0	0	0	-	0	0	1	0	0	
12/10	Ten.	W	1/1	5	5	0	1.0	6.0	0	0	-	0	0	0	0	0	
12/17	at Was.	L	1/1	2	2	0	1.0	9.0	0	0	-	0	0	0	0	0	
12/24	NYG	W	1/1	2	2	0	0.0	0.0	0	0	-	0	1	0	0	0	
12/31	at Sea.	W	1/1	6	5	1	2.0	9.0	0	0	-	0	0	0	0	0	
Totals			16/16	59	52	7	17.0	113.0	0	0	-	0	3	2	0	0	

2016, ARIZONA (7-8-1)

Date	Opp.	W/L	GP/GS	TACKLES					INTERCEPTIONS					FUMBLES		
				Total	Solo	Asst.	Sacks	Yds.	No.	Yds.	Lg.	TD	PD	FF	FR	Yds.
9/11	NE	L	1/1	5	3	2	1.0	5.0	0	0	-	0	0	0	1	0
9/18	TB	W	1/1	1	1	0	1.0	10.0	0	0	-	0	0	0	0	0
9/25	at Buf.	L	1/1	3	3	0	1.0	2.0	0	0	-	0	0	0	0	0
10/2	LAR	L	1/1	4	4	0	1.0	5.0	0	0	-	0	0	1	1	0
10/6	at SF	W	1/1	5	4	1	0.0	0.0	0	0	-	0	1	0	0	0
10/17	NYJ	W	1/1	2	0	2	0.0	0.0	0	0	-	0	0	0	0	0
10/23	Sea.	T	1/1	3	3	0	1.0	20.0	0	0	-	0	0	1	0	0
10/30	at Car.	L	1/1	1	0	1	0.0	0.0	0	0	-	0	0	0	0	0
11/13	SF	W	1/1	4	4	0	2.0	7.0	0	0	-	0	0	0	0	0
11/20	at Min.	L	1/1	5	4	1	1.0	10.0	0	0	-	0	0	1	0	0
11/27	at Atl.	L	1/1	2	2	0	0.0	0.0	0	0	-	0	0	0	0	0
12/4	Was.	W	1/1	2	1	1	0.0	0.0	0	0	-	0	1	0	0	0
12/11	at Mia.	L	1/1	3	3	0	0.0	0.0	0	0	-	0	0	0	0	0
12/18	NO	L	1/1	4	4	0	0.0	0.0	0	0	-	0	0	0	0	0
12/24	at Sea.	W	1/1	3	1	2	1.5	6.5	0	0	-	0	0	0	0	0
1/1/17	at LAR	W	1/1	2	1	1	1.5	20.0	0	0	-	0	1	1	0	0
Totals			16/16	49	38	11	11.0	85.5	0	0	-	0	3	4	2	0

CHANDLER JONES GAME-BY-GAME

2015, NEW ENGLAND (12-4)

Date	Opp.	W/L	GP/GS	TACKLES					INTERCEPTIONS					FUMBLES			
				Total	Solo	Asst.	Sacks	Yds.	No.	Yds.	Lg.	TD	PD	FF	FR	Yds.	
9/10	Pit.	W	1/1	3	1	2	0.0	0.0	0	0	-	0	0	0	0	0	0
9/20	at Buf.	W	1/1	6	5	1	3.0	26.0	0	0	-	0	0	0	0	0	0
9/27	Jac.	W	1/1	2	2	0	0.0	0.0	0	0	-	0	0	0	0	0	0
10/11	at Dal.	W	1/1	1	0	1	0.0	0.0	0	0	-	0	1	0	0	0	0
10/18	at Ind.	W	1/1	4	2	2	2.5	17.5	0	0	-	0	0	0	0	0	0
10/25	NYJ	W	1/1	3	3	0	1.0	0.0	0	0	-	0	0	1	0	0	0
10/29	Mia.	W	1/1	4	4	0	2.0	14.0	0	0	-	0	0	0	0	0	0
11/8	Was.	W	1/1	4	3	1	1.0	4.0	0	0	-	0	0	0	0	0	0
11/15	at NYG	W	1/1	3	2	1	1.0	0.0	0	0	-	0	0	1	0	0	0
11/23	Buf.	W	1/1	1	1	0	0.0	0.0	0	0	-	0	0	0	0	0	0
11/29	at Den.	L	1/1	2	2	0	0.0	0.0	1	0	0	0	1	1	0	0	0
12/6	Phi.	L	1/1	4	3	1	0.0	0.0	0	0	-	0	0	0	0	0	0
12/13	at Hou.	W	1/1	2	0	2	0.0	0.0	0	0	-	0	0	0	0	0	0
12/20	Ten.	W	1/1	4	2	2	2.0	28.0	0	0	-	0	0	1	0	0	0
12/27	at NYJ	L	1/1	1	1	0	0.0	0.0	0	0	-	0	0	0	0	0	0
1/3/16	at Mia.	L		(INACTIVE)													
Totals			15/15	44	31	13	12.5	89.5	1	0	0	0	2	4	0	0	
POSTSEASON																	
1/16/16	KC	W	1/1	4	2	2	1.0	3.0	0	0	-	0	0	1	0	0	0
1/24/16	at Den.	L	1/1	1	1	0	0.0	0.0	0	0	-	0	0	0	0	0	0
Totals			2/2	5	3	2	1.0	3.0	0	0	-	0	0	1	0	0	

2014, NEW ENGLAND (12-4)

Date	Opp.	W/L	GP/GS	TACKLES					INTERCEPTIONS					FUMBLES			
				Total	Solo	Asst.	Sacks	Yds.	No.	Yds.	Lg.	TD	PD	FF	FR	Yds.	
9/7	at Mia.	L	1/1	4	4	0	0.0	0.0	0	0	-	0	0	0	0	0	0
9/14	at Min.	W	1/1	8	6	2	2.0	7.0	0	0	-	0	0	0	0	0	0
9/21	Oak.	W	1/1	2	1	1	0.0	0.0	0	0	-	0	2	0	0	0	0
9/29	at KC	L	1/1	3	2	1	0.5	4.0	0	0	-	0	0	0	0	0	0
10/5	Cin.	W	1/0	0	0	0	0.0	0.0	0	0	-	0	0	0	0	0	0
10/12	at Buf.	W	1/1	5	4	1	1.0	2.0	0	0	-	0	0	1	1	0	0
10/16	NYJ	W	1/1	4	4	0	1.0	15.0	0	0	-	0	0	0	0	0	0
10/26	Chi.	W		(INACTIVE - HIP)													
11/2	Den.	W		(INACTIVE - HIP)													
11/16	at Ind.	W		(INACTIVE - HIP)													
11/23	Det.	W		(INACTIVE - HIP)													
11/30	at GB	L		(INACTIVE - HIP)													
12/7	SD	W		(INACTIVE - HIP)													
12/14	Mia.	W	1/0	7	4	3	1.5	21.5	0	0	-	0	0	1	0	0	0
12/21	at NYJ	W	1/1	5	2	3	0.0	0.0	0	0	-	0	0	0	0	0	0
12/28	Buf.	L	1/1	5	3	2	0.0	0.0	0	0	-	0	0	0	0	0	0
Totals			10/8	43	30	13	6.0	49.5	0	0	-	0	2	2	1	0	
POSTSEASON																	
1/10/15	Bal.	W	1/1	4	3	1	0.0	0.0	0	0	-	0	0	0	0	0	0
1/18/15	Ind.	W	1/1	1	1	0	0.0	0.0	0	0	-	0	0	0	0	0	0
2/1/15	at Sea.	W	1/1	3	3	0	1.0	3.0	0	0	-	0	0	0	0	0	0
Totals			3/3	8	7	1	1.0	3.0	0	0	-	0	0	0	0	0	

CHANDLER JONES GAME-BY-GAME

2013, NEW ENGLAND (12-4)

Date	Opp.	W/L	GP/GS	TACKLES					INTERCEPTIONS					FUMBLES			
				Total	Solo	Asst.	Sacks	Yds.	No.	Yds.	Lg.	TD	PD	FF	FR	Yds.	
9/8	at Buf.	W	1/1	6	4	2	0.0	0.0	0	0	-	0	0	0	0	0	0
9/12	NYJ	W	1/1	5	3	2	2.0	16.0	0	0	-	0	0	0	0	0	0
9/22	TB	W	1/1	3	0	3	1.0	4.5	0	0	-	0	0	0	0	0	0
9/29	at Atl.	W	1/1	2	1	1	0.0	0.0	0	0	-	0	0	0	0	0	0
10/6	at Cin.	L	1/1	4	1	3	0.5	4.0	0	0	-	0	0	0	0	0	0
10/13	NO	W	1/1	7	2	5	1.0	6.0	0	0	-	0	0	0	0	0	0
10/20	at NYJ	L	1/1	11	8	3	2.0	15.0	0	0	-	0	0	1	0	0	0
10/27	Mia.	W	1/1	6	4	2	0.0	0.0	0	0	-	0	0	0	0	0	0
11/3	Pit.	W	1/1	6	3	3	2.0	5.0	0	0	-	0	0	0	0	0	0
11/18	at Car.	L	1/1	5	4	1	1.0	5.0	0	0	-	0	0	0	0	0	0
11/24	Den.	W	1/1	6	2	4	1.0	10.0	0	0	-	0	0	0	0	0	0
12/1	at Hou.	W	1/1	4	1	3	0.0	0.0	0	0	-	0	0	0	0	0	0
12/8	Cle.	W	1/1	5	2	3	0.0	0.0	0	0	-	0	0	0	0	0	0
12/15	at Mia.	L	1/1	3	3	0	1.0	8.0	0	0	-	0	0	0	0	0	0
12/22	at Bal.	W	1/1	2	0	2	0.0	0.0	0	0	-	0	0	0	1	1	1
12/29	Buf.	W	1/1	4	2	2	0.0	0.0	0	0	-	0	0	0	0	0	0
Totals			16/16	79	40	39	11.5	73.5	0	0	-	0	0	1	1	1	1
POSTSEASON																	
1/11/14	Ind.	W	1/1	2	1	1	0.0	0.0	0	0	-	0	0	0	0	0	0
1/19/14	at Den.	L	1/1	1	1	0	0.0	0.0	0	0	-	0	0	0	0	0	0
Totals			2/2	3	2	1	0.0	0.0	0	0	-	0	0	0	0	0	0

2012, NEW ENGLAND (12-4)

Date	Opp.	W/L	GP/GS	TACKLES					INTERCEPTIONS					FUMBLES			
				Total	Solo	Asst.	Sacks	Yds.	No.	Yds.	Lg.	TD	PD	FF	FR	Yds.	
9/9	at Ten.		1/1	5	3	2	1.0	1.0	0	0	-	0	0	1	0	0	0
9/16	Ari.		1/1	5	3	2	1.0	0.0	0	0	-	0	0	1	0	0	0
9/23	at Bal.		1/1	2	0	2	0.0	0.0	0	0	-	0	0	0	0	0	0
9/30	at Buf.		1/1	5	3	2	1.0	5.0	0	0	-	0	0	0	0	0	0
10/7	Den.		1/1	1	0	1	0.0	0.0	0	0	-	0	1	0	0	0	0
10/14	at Sea.		1/1	9	4	5	2.0	10.0	0	0	-	0	0	1	0	0	0
10/21	NYJ		1/1	4	3	1	0.0	0.0	0	0	-	0	0	0	0	0	0
10/28	at STL.		1/1	2	2	0	1.0	17.0	0	0	-	0	1	0	0	0	0
11/11	Buf.		1/1	1	0	1	0.0	0.0	0	0	-	0	0	0	0	0	0
11/18	Ind.		1/1	0	0	0	0.0	0.0	0	0	-	0	0	0	0	0	0
11/22	at NYJ			(INACTIVE)													
12/2	at Mia.			(INACTIVE)													
12/10	Hou.		1/0	2	1	1	0.0	0.0	0	0	-	0	1	0	0	0	0
12/16	SF		1/1	2	2	0	0.0	0.0	0	0	-	0	0	0	0	0	0
12/23	at Jac.		1/1	0	0	0	0.0	0.0	0	0	-	0	0	0	0	0	0
12/30	Mia.		1/1	7	3	4	0.0	0.0	0	0	-	0	1	0	0	0	0
Totals			14/13	45	24	21	6.0	33.0	0	0	-	0	4	3	0	0	0
POSTSEASON																	
1/13/13	Hou.	W	1/1	2	1	1	0.0	0.0	0	0	-	0	0	0	0	0	0
1/20/13	Bal.	L	1/0	0	0	0	0.0	0.0	0	0	-	0	0	0	0	0	0
Totals			2/1	2	1	1	0.0	0.0	0	0	-	0	0	0	0	0	0



MALCOLM KOONCE

51

POSITION: Defensive End **NFL SEASON:** 3
HT/WT: 6-3/250 **RAIDERS SEASON:** 3
ACQUIRED: D3a-'21 **COLLEGE:** Buffalo
BORN: 6/6/98 **HOMETOWN:** Peekskill, N.Y.

TRANSACTIONS: Selected by Las Vegas Raiders in the third round (79th overall) of the 2021 NFL Draft, April 30, 2021.

CAREER: Defensive end enters his third year with the Silver and Black after being drafted 79th overall in the 2021 NFL Draft. . . In 2022, appeared in 17 games and recorded four tackles on defense and five tackles on special teams. . . During his rookie season, played in five games and recorded three tackles and two sacks. . . Has played in 22 career games and totaled seven tackles (five solo), two tackles for loss and two sacks.

2022: Played in 17 games and recorded four tackles (three solo) . . . Added five tackles on special teams. . . (9/25) at **Ten.:** Recorded one tackle. . . (10/2) vs. **Den.:** Posted one tackle. . . (10/30) at **NO:** Notched one tackle. . . (11/6) at **Jac.:** Recorded one tackle. . . (12/4) vs. **LAC:** Appeared on special teams and recorded three tackles. . . (12/18) vs. **NE:** Recorded one blocked punt. . . (12/24) at **Pit:** Notched one tackle on special teams. . . (1/1/23) vs. **SF:** Posted one tackle on special teams.

2021: Appeared in five games as a rookie, recording two sacks and three total tackles (two solo) . . . Inactive for 11 games and dressed but did not play in another contest. . . (12/5) vs. **Was.:** Made his NFL debut and registered first career sack, taking down QB Taylor Heinicke for a loss of 10 yards. . . (12/12) at **KC:** Recorded his second consecutive game with a sack, dropping QB Patrick Mahomes for a loss of five yards. . . (12/20) at **Cle.:** Appeared exclusively on special teams. . . (1/2/22) at **Ind.:** Appeared in a limited role on defense and special teams. . . (1/9/22) vs. **LAC:** Credited with one assisted tackle in an overtime win. . . **Postseason:** (1/15/22) at **Cin.:** Inactive for the AFC Wild Card Game.

COLLEGE: Played four years at Buffalo from 2017-20, appearing in 45 games with 19 starts. . . Totaled 110 tackles (61 solo), 22.5 tackles for loss, 18 sacks, two passes defended and four forced fumbles. . . Ended his collegiate career tied for sixth in school history with 18 career sacks. . . As a senior in 2020, started all six games he appeared in, earning first-team All-MAC honors for the second straight season. . . Recorded 30 tackles (16), including a team-best 6.5 tackles for loss, two passes defended and five sacks. . . Had a breakout season at defensive end as a junior in 2019. . . Named All-MAC First Team after recording 34 tackles, 11 tackles for loss and a team-best nine sacks on the season. . . His nine sacks also led the MAC. . . Tied team lead with three forced fumbles. . . In 2018, appeared in 14 games as a reserve defensive end, ranking fourth on the team in sacks (three). . . Totaled 30 tackles, including four for loss, one forced fumble and three sacks. . . Saw action in all 12 games as a reserve defense end in 2017. . . Recorded 16 tackles and one sack on the season.

PERSONAL: A native of Peekskill, N.Y. . . Prepped at Milford Academy in New Berlin, N.Y., recording 47 tackles, including 12 tackles for loss, 11 sacks and a fumble recovery in 2016. . . As a senior at Archbishop Stepinac in White Plains, N.Y., had 58 tackles, including six tackles for loss. . . Named second-team All-State and Journal News All-Star First Team. . . Helped lead the Crusaders to an undefeated season and the 2015 state championship. . . Also played rugby in high school.

ADDITIONAL STATISTICS: Special teams tackles – 5 in 2022; NFL Totals: 5

SINGLE-GAME HIGHS: TACKLES: Total – 1, six times; last: 10/30/22 at NO. Solo – 1, four times; last: 10/2/22 vs. Den. Sacks – 1, two times; last: 12/12/21 at KC.

MALCOLM KOONCE'S CAREER STATISTICS

Year	Team	GP	GS	TACKLES				Yds.	INTERCEPTIONS				FUMBLES				
				Total	Solo	Asst.	Sacks		No.	Yds.	Lg.	TD	PD	FF	FR	Yds.	
2021	Las Vegas	5	0	3	2	1	2.0	15.0	0	0	-	0	0	0	0	0	0
2022	Las Vegas	17	0	4	3	1	0.0	0.0	0	0	-	0	0	0	0	0	0
Totals		22	0	7	5	2	2.0	15.0	0	0	-	0	0	0	0	0	0
POSTSEASON																	
2021	Las Vegas	0	0	0	0	0	0.0	0.0	0	0	-	0	0	0	0	0	0
Totals		0	0	0	0	0	0.0	0.0	0	0	-	0	0	0	0	0	0

MALCOLM KOONCE GAME-BY-GAME

2022, LAS VEGAS (6-11)

Date	Opp.	W/L	GP/6S	TACKLES					INTERCEPTIONS					FUMBLES			
				Total	Solo	Asst.	Sacks	Yds.	No.	Yds.	Lg.	TD	PD	FF	FR	Yds.	
9/11	at LAC	L	1/0	0	0	0	0.0	0.0	0	0							
9/18	Ari.	L	1/0	0	0	0	0.0	0.0	0	0							
9/25	at Ten.	L	1/0	1	1	0	0.0	0.0	0	0							
10/2	Den.	W	1/0	1	1	0	0.0	0.0	0	0							
10/10	at KC	L	1/0	0	0	0	0.0	0.0	0	0							
10/23	Hou.	W	1/0	0	0	0	0.0	0.0	0	0							
10/30	at NO	L	1/0	1	0	1	0.0	0.0	0	0							
11/6	at Jac.	L	1/0	1	1	0	0.0	0.0	0	0							
11/13	Ind.	L	1/0	0	0	0	0.0	0.0	0	0							
11/20	at Den.	W	1/0	0	0	0	0.0	0.0	0	0							
11/27	at Sea.	W	1/0	0	0	0	0.0	0.0	0	0							
12/4	LAC	W	1/0	0	0	0	0.0	0.0	0	0							
12/8	at LAR	L	1/0	0	0	0	0.0	0.0	0	0							
12/18	NE	W	1/0	0	0	0	0.0	0.0	0	0							
12/24	at Pit.	L	1/0	0	0	0	0.0	0.0	0	0							
1/1/23	SF	L	1/0	0	0	0	0.0	0.0	0	0							
1/7/23	KC	L	1/0	0	0	0	0.0	0.0	0	0	-	0	0		0	0	0
Totals			17/0	4	3	1	0.0	0.0	0	0	-	0	0		0	0	0

2021, LAS VEGAS (10-7)

Date	Opp.	W/L	GP/6S	TACKLES					INTERCEPTIONS					FUMBLES			
				Total	Solo	Asst.	Sacks	Yds.	No.	Yds.	Lg.	TD	PD	FF	FR	Yds.	
9/13	Bal.	W					(INACTIVE)										
9/19	at Pit.	W					(DID NOT PLAY)										
9/26	Mia.	W					(INACTIVE)										
10/4	at LAC	L					(INACTIVE)										
10/10	Chi.	L					(INACTIVE)										
10/17	at Den.	W					(INACTIVE)										
10/24	Phi.	W					(INACTIVE)										
11/7	at NYG	L					(INACTIVE)										
11/14	KC	L					(INACTIVE)										
11/21	Cin.	L					(INACTIVE)										
11/25	at Dal.	W					(INACTIVE)										
12/5	Was.	L	1/0	1	1	0	1.0	10.0	0	0	-	0	0		0	0	0
12/12	at KC	L	1/0	1	1	0	1.0	5.0	0	0	-	0	0		0	0	0
12/20	at Cle.	W	1/0	0	0	0	0.0	0.0	0	0	-	0	0		0	0	0
12/26	Den.	W					(INACTIVE)										
1/2/22	at Ind.	W	1/0	0	0	0	0.0	0.0	0	0	-	0	0		0	0	0
1/9/22	LAC	W	1/0	1	0	1	0.0	0.0	0	0	-	0	0		0	0	0
Totals			5/0	3	2	1	2.0	15.0	0	0	-	0	0		0	0	0
POSTSEASON																	
1/15/22	at Cin.	L					(INACTIVE)										
Totals			0/0	0	0	0	0.0	0.0	0	0	-	0	0		0	0	0



CHRIS LACY

14

POSITION: Wide Receiver **NFL SEASON:** 2
HT/WT: 6-3/205 **RAIDERS SEASON:** 2
ACQUIRED: FA-'22 **COLLEGE:** Oklahoma State
BORN: 1/28/96 **HOMETOWN:** DeSoto, Texas

TRANSACTIONS: Signed by New England Patriots as an undrafted free agent, May 11, 2018...Waived by Patriots, May 18, 2018...Claimed via waivers by Detroit Lions, May 20, 2018...Waived by Lions, Aug. 31, 2018...Re-signed by Lions to practice squad, Sept. 1, 2018...Signed by Lions to active roster, Dec. 21, 2018...Waived by Lions, Sept. 20, 2019...Re-signed by Lions to practice squad, Sept. 23, 2019...Signed by Lions to the active roster, Nov. 26, 2019...Waived by Lions, Aug. 8, 2020...Re-signed by Lions, Aug. 19, 2020...Waived by Lions, Sept. 4, 2020...Signed by Dallas Cowboys to practice squad, Nov. 3, 2020...Signed by Cowboys to a reserve/futures contract, Jan. 4, 2021...Waived by Cowboys, March 19, 2021...Signed by Chicago Bears, May 17, 2021...Waived by Bears, Aug. 31, 2021...Signed by Las Vegas Raiders, Aug. 10, 2022...Waived by Raiders, Aug. 23, 2022...Re-signed by Raiders to practice squad, Sept. 15, 2022...Re-signed by Raiders as a reserve/future free agent, Jan. 9, 2023.

2022: Joined the Raiders in Week 2 and spent the entire season on the team's practice squad.

2021 (WITH CHI.): Spent training camp with the Bears before being released during roster cutdowns.

2020 (WITH DET. AND DAL.): Started the season with the Lions before being waived and signing to the Cowboys' practice squad in Week 9.

2019 (WITH DET.): Played in seven games with two starts...Totaled three receptions for 60 yards (20.0 avg.) and returned one kickoff for 23 yards...**(12/8) at Min.:** Notched his first career kickoff return for 23 yards...**(12/15) vs. TB:** Registered a career-long 48-yard catch.

2018 (WITH DET.): Spent the entire season on the team's practice squad before being promoted to the active roster in Week 16...**(12/30) at GB:** Made his NFL debut against the Packers and played primarily on special teams, where he recorded one special teams tackle.

COLLEGE: Played four seasons at Oklahoma State (2014-17)...Played in 49 career games for the Cowboys, totaling 63 receptions for 920 yards and five touchdowns...As a senior in 2017, caught 20 passes for 264 yards (13.2 avg.)...As a junior in 2016, recorded 31 receptions for 489 yards (15.8 avg.) and three touchdowns...In his sophomore season, totaled 120 yards and two touchdowns on eight receptions (15.0 avg.)...As a true freshman in 2014, hauled in four passes for 47 yards (11.8 avg.).

PERSONAL: Attended DeSoto (Texas) High School, where he recorded 60 receptions for 1,206 yards (20.1 avg.) and 16 touchdowns as a senior, helping his team to a 14-1 record and a semifinal appearance in the state playoffs...Selected to the Associated Press Sports Editors honorable mention all-state Team, first team all-District, Texas Football Magazine top 300 Texas recruits and top 30 wide receivers as a senior...Totaled 29 receptions for 339 yards and three touchdowns as a junior...Also ran track in high school.

ADDITIONAL STATISTICS: Special teams tackles – 1 in 2018.

SINGLE-GAME HIGHS: RECEIVING: Receptions – 2, 12/29/19 vs. GB. Yards – 48, 12/15/19 vs. TB. Long – 48, 12/15/19 vs. TB. RETURNS: Kickoffs – 1, 12/8/19 at Min. Yards – 23, 12/8/19 at Min. Long – 23, 12/8/19 at Min.

CHRIS LACY'S CAREER STATISTICS

Year	Team	RECEIVING						RUSHING				Total Offense	
		GP	GS	Rec.	Yds.	Avg.	Lg.	TD	Att.	Yds.	Avg.		Lg.
2018	Detroit	1	0	0	0	-	-	0	0	-	-	0	0
2019	Detroit	7	2	3	60	20.0	48	0	0	0	-	0	60
2020	Dallas	0	0	0	0	-	-	0	0	-	-	0	0
2022	Las Vegas	0	0	0	0	-	-	0	0	-	-	0	0
Totals		8	2	3	60	20.0	48	0	0	-	-	0	60

CHRIS LACY GAME-BY-GAME

2022, LAS VEGAS (6-11)

Date	Opp.	W/L	GP/GS	RECEIVING					RUSHING					TOTAL OFFENSE		
				Rec.	Yds.	Avg.	Lg.	TD	Att.	Yds.	Avg.	Lg.	TD			
9/11	AT LAC															
9/18	ARI.															
9/25	AT TEN.															
10/2	DEN.															
10/10	AT KC															
10/23	HOU.															
10/30	AT NO															
11/6	AT JAC.															
11/13	IND.															
11/20	AT DEN.															
11/27	AT SEA.															
12/4	LAC															
12/8	AT LAR															
12/18	NE															
12/24	AT PIT.															
1/1/23	SF															
1/7/23	KC															
TOTALS			0/0	0	0	-	-	0	0	0	-	-	0	0		

2020, DALLAS (6-10)

Date	Opp.	W/L	GP/GS	RECEIVING					RUSHING					TOTAL OFFENSE		
				Rec.	Yds.	Avg.	Lg.	TD	Att.	Yds.	Avg.	Lg.	TD			
9/13	AT LAR	L														
9/20	ATL.	W														
9/27	AT SEA.	L														
10/4	CLE.	L														
10/11	NYG	W														
10/19	ARI.	L														
10/25	AT WAS.	L														
11/1	AT PHI.	L														
11/8	PIT.	L														
11/22	AT MIN.	W														
11/26	WAS.	L														
12/8	AT BAL.	L														
12/13	AT CIN.	W														
12/20	SF	W														
12/27	PHI.	W														
1/3/21	AT NYG	L														
TOTALS			0/0	0	0	-	-	0	0	0	-	-	0	0		

CHRIS LACY GAME-BY-GAME

2019, DETROIT (3-12-1)

Date	Opp.	W/L	GP/GS	RECEIVING					RUSHING					TOTAL OFFENSE
				Rec.	Yds.	Avg.	Lg.	TD	Att.	Yds.	Avg.	Lg.	TD	
9/8	AT ARI.	T	1/0	0	0	-	-	0	0	0	-	-	0	0
9/15	LAC	W	1/0	0	0	-	-	0	0	0	-	-	0	0
9/22	AT PHI.	W		(INACTIVE)										
9/29	KC	L		(PRACTICE SQUAD)										
10/14	AT GB	L		(PRACTICE SQUAD)										
10/20	MIN.	L		(PRACTICE SQUAD)										
10/27	NYG	W		(PRACTICE SQUAD)										
11/3	AT OAK.	L		(PRACTICE SQUAD)										
11/10	AT CHI.	L		(PRACTICE SQUAD)										
11/17	DAL.	L		(PRACTICE SQUAD)										
11/24	AT WAS.	L		(PRACTICE SQUAD)										
11/28	CHI.	L	1/0	0	0	-	-	0	0	0	-	-	0	0
12/8	AT MIN.	L	1/0	0	0	-	-	0	0	0	-	-	0	0
12/15	TB	L	1/0	1	48	48.0	48	0	0	0	-	-	0	48
12/22	AT DEN.	L	1/1	0	0	-	-	0	0	0	-	-	0	0
12/29	GB	L	1/1	2	12	6.0	7	0	0	0	-	-	0	12
TOTALS			7/2	3	60	20.0	48	0	0	0	-	-	0	60

2018, DETROIT (6-10)

Date	Opp.	W/L	GP/GS	RECEIVING					RUSHING					TOTAL OFFENSE
				Rec.	Yds.	Avg.	Lg.	TD	Att.	Yds.	Avg.	Lg.	TD	
9/10	NYJ	L		(PRACTICE SQUAD)										
9/16	AT SF	L		(PRACTICE SQUAD)										
9/23	NE	W		(PRACTICE SQUAD)										
9/30	AT DAL.	L		(PRACTICE SQUAD)										
10/7	GB	W		(PRACTICE SQUAD)										
10/21	AT MIA.	W		(PRACTICE SQUAD)										
10/28	SEA.	L		(PRACTICE SQUAD)										
11/4	AT MIN.	L		(PRACTICE SQUAD)										
11/11	AT CHI.	L		(PRACTICE SQUAD)										
11/18	CAR.	W		(PRACTICE SQUAD)										
11/22	CHI.	L		(PRACTICE SQUAD)										
12/2	LAR	L		(PRACTICE SQUAD)										
12/9	AT ARI.	W		(PRACTICE SQUAD)										
12/16	AT BUF.	L		(PRACTICE SQUAD)										
12/23	MIN.	L		(INACTIVE)										
12/30	AT GB	W	1/0	0	0	0.0	-	0	0	0	-	-	0	0
TOTALS			1/0	0	0	0.0	-	0	0	0	-	-	0	0



DAVID LONG JR.

24

POSITION: Cornerback
HT/WT: 5-11/196
ACQUIRED: UFA-'23 (LAR)
BORN: 2/6/98

NFL SEASON: 5
RAIDERS SEASON: 1
COLLEGE: Michigan
HOMETOWN: Los Angeles, Calif.

TRANSACTIONS: Selected by Los Angeles Rams in the third round (79th overall) of the 2019 NFL Draft, April 26, 2019...Signed by Las Vegas Raiders as an unrestricted free agent, March 22, 2023.

CAREER: Veteran cornerback enters his fifth NFL season and first with the Raiders... Joins the Silver and Black after four seasons (2019-22) with the Los Angeles Rams, where he appeared in 52 games with 10 starts and totaled 75 tackles (66 solo), one interception and seven passes defended... In 2022, played in 12 games with four starts, recording 21 tackles (18) and one pass defended... Appeared in 16 games with five starts in 2021 and totaled 40 total tackles (35) and one interception... In 2020, played in 16 games with one start and recorded six tackles... As a rookie in 2019, appeared in eight games and recorded eight tackles (one) and two passes defended.

AT A GLANCE

- Career totals include 52 games played with 10 starts, totaling 75 tackles (66 solo), one interception and seven passes defended over four NFL seasons.
- In 2021, played in 16 games with five starts and recorded a career-high 40 tackles.
- Has played in six career playoff games, including Super Bowl LVI, and posted 12 tackles (11), one tackle for loss, one INT returned for a TD and one pass defended.

2022 (WITH LAR): Played in 12 games with five starts and recorded 21 tackles (18 solo) and one pass defended... **(9/8) vs. Buf.:** Recorded three tackles... **(9/18) vs. Atl.:** Registered four tackles (three)... **(10/16) vs. Car.:** Posted one tackle... **(11/6) at TB:** Tied a season-high with four tackles (three)... **(11/13) vs. Ari.:** Finished with three tackles and one pass defended... **(11/20) at NO:** Recorded two tackles... **(11/27) at KC:** Posted two tackles (one)... **(12/4) vs. Sea.:** Logged two tackles.

2021 (WITH LAR): Appeared in 16 games with five starts and 40 total tackles (35)... Also registered one interception and four passes defended... **(9/12) vs. Chi.:** Totaled five tackles, one interception and a season-high two passes defended... **(9/19) at Ind.:** Posted two tackles... **(9/26) vs. TB:** Recorded four tackles... **(10/3) vs. Ari.:** Registered a season-high six tackles (five)... **(10/7) at Sea.:** Logged one tackle... **(10/17) at NYG:** Recorded one pass defended... **(10/24) vs. Det.:** Posted three tackles... **(10/31) at Hou.:** Notched two tackles... **(11/15) vs. SF:** Recorded three tackles (two)... **(12/13) at Ari.:** Tied a season high with six tackles (five) and added one pass defended... **(12/21) vs. Sea.:** Registered two tackles (one)... **(12/26) at Min.:** Recorded one tackle... **(1/2/22) at Bal.:** Posted two tackles... **(1/9/22) vs. SF:** Logged three tackles (two)... Postseason: **(1/17/22) vs. Ari.:** Totaled one tackle, one pass defended and returned an INT three yards for a TD... **(1/23/22) at TB:** Finished with a career-high seven tackles, including one tackle for loss... **(1/30/22) vs. SF:** Appeared on defense in the NFC Championship... **(2/13/22) at Cin.:** Recorded four tackles (three) in Super Bowl LVI.

2020 (WITH LAR): Played in 16 games with one start and recorded six tackles... Added one tackle on special teams... **(9/27) at Buf.:** Recorded one tackle... **(11/1) at Mia.:** Made his first start of the season and notched a season-high three tackles... **(11/15) vs. Sea.:** Recorded one tackle on special teams... **(12/10) vs. NE:** Posted two tackles... Postseason: **(1/9/21) at Sea.:** Appeared on special teams... **(1/16/21) at GB:** Saw action on special teams.

2019 (WITH LAR): Appeared in eight games and recorded eight tackles (one solo) and two passes defended... Added one tackle on special teams... Was inactive for eight contests... **(10/20) at Atl.:** Made his NFL debut and notched one tackle... **(11/17) vs. Chi.:** Recorded one tackle on defense and one stop on special teams... **(11/25) vs. Bal.:** Posted one tackle... **(12/01) at Ari.:** Recorded his first multi-tackle game of his career with two tackles and one pass defended... **(12/29) vs. Ari.:** Finished with a season-high three tackles (two) and one pass defended.

COLLEGE: Played three seasons (2016-18) at Michigan, appearing in 29 games with 22 starts... Totaled 38 tackles (22 solo), two tackles for loss, 0.5 sacks, three interceptions and 17 passes defended... As a junior in 2018, started all 13 games and recorded 17 tackles (10), one interception and nine passes defended... Named to the All-Big Ten First-Team by coaches and an All-Big Ten Third-Team selection by media... As a sophomore in 2017, finished with 21 tackles (12), two tackles for loss, 0.5 sacks, two interceptions and eight passes defended... Earned All-Big Ten honorable mention... Played in three games as a freshman.

PERSONAL: Attended Loyola High School in Los Angeles, Calif. ... Rated a four-star prospect by Rivals.com, Scout.com and ESPN... Participated in the 2016 U.S. Army All-American Bowl... As a senior, recorded 19 tackles, five passes defended and one interception... Also caught 25 passes for 525 yards and seven touchdowns... As a junior, posted 25 receptions for 414 yards and three touchdowns.

ADDITIONAL STATISTICS: Special teams tackles – 1 in 2019, 1 in 2020. NFL Totals: 2

SINGLE-GAME HIGHS: TACKLES: Total – 6, two times, last: 12/13/21 at Ari. Solo – 5, three times, last 12/13/21 at Ari. Interceptions – 1, 9/12/21 vs. Chi. Passes Defended – 2, 9/12/21 vs. Chi.

DAVID LONG, JR.'S CAREER STATISTICS

Year	Team	GP	GS	TACKLES					INTERCEPTIONS				FUMBLES			
				Total	Solo	Asst.	Sacks	Yds.	No.	Yds.	Lg.	TD	PD	FF	FR	Yds.
2019	L.A. Rams	8	0	8	7	1	0.0	0.0	0	0	-	0	2	0	0	0
2020	L.A. Rams	16	1	6	6	0	0.0	0.0	0	0	-	0	0	0	0	0
2021	L.A. Rams	16	5	40	35	5	0.0	0.0	1	0	0	0	4	0	0	0
2022	L.A. Rams	12	4	21	18	3	0.0	0.0	0	0	-	0	1	0	0	0
Totals		52	10	75	66	9	0.0	0.0	1	0	0	0	7	0	0	0
POSTSEASON																
2020	L.A. Rams	2	0	0	0	0	0.0	0.0	0	0	-	0	0	0	0	0
2021	L.A. Rams	4	1	12	11	1	0.0	0.0	1	3	3	1	1	0	0	0
Totals		6	1	12	11	1	0.0	0.0	1	3	3	1	1	0	0	0

DAVID LONG, JR. GAME-BY-GAME

2022, LOS ANGELES RAMS (5-12)

Date	Opp.	W/L	GP/GS	TACKLES					INTERCEPTIONS				FUMBLES			
				Total	Solo	Asst.	Sacks	Yds.	No.	Yds.	Lg.	TD	PD	FF	FR	Yds.
9/8	Buf.	L	1/0	3	3	0	0.0	0.0	0	0	-	0	0	0	0	0
9/18	Atl.	W	1/0	4	3	1	0.0	0.0	0	0	-	0	0	0	0	0
9/25	at Ari.	W		(INACTIVE - GROIN)												
10/3	at SF	L		(INACTIVE - GROIN)												
10/9	Dal.	L		(INACTIVE - GROIN)												
10/16	Car.	W	1/1	1	1	0	0.0	0.0	0	0	-	0	0	0	0	0
10/30	SF	L	1/0	0	0	0	0.0	0.0	0	0	-	0	0	0	0	0
11/6	at TB	L	1/0	4	3	1	0.0	0.0	0	0	-	0	0	0	0	0
11/13	Ari.	L	1/1	3	3	0	0.0	0.0	0	0	-	0	1	0	0	0
11/20	at NO	L	1/0	2	2	0	0.0	0.0	0	0	-	0	0	0	0	0
11/27	at KC	L	1/1	2	1	1	0.0	0.0	0	0	-	0	0	0	0	0
12/4	Sea.	L	1/1	2	2	0	0.0	0.0	0	0	-	0	0	0	0	0
12/8	LV	W		(INACTIVE - GROIN)												
12/19	at GB	L		(INACTIVE - GROIN)												
12/25	Den.	W	1/0	0	0	0	0.0	0.0	0	0	-	0	0	0	0	0
1/1/23	at LAC	L	1/0	0	0	0	0.0	0.0	0	0	-	0	0	0	0	0
1/8/23	at Sea.	L	1/0	0	0	0	0.0	0.0	0	0	-	0	0	0	0	0
Totals			12/4	21	18	3	0.0	0.0	0	0	-	0	1	0	0	0

2021, LOS ANGELES RAMS (12-5)

Date	Opp.	W/L	GP/GS	TACKLES					INTERCEPTIONS				FUMBLES			
				Total	Solo	Asst.	Sacks	Yds.	No.	Yds.	Lg.	TD	PD	FF	FR	Yds.
9/12	Chi.	W	1/1	5	5	0	0.0	0.0	1	0	0	0	2	0	0	0
9/19	at Ind.	W	1/1	2	2	0	0.0	0.0	0	0	-	0	0	0	0	0
9/26	TB	W	1/1	4	4	0	0.0	0.0	0	0	-	0	0	0	0	0
10/3	Ari.	L	1/1	6	5	1	0.0	0.0	0	0	-	0	0	0	0	0
10/7	at Sea.	W	1/0	1	1	0	0.0	0.0	0	0	-	0	0	0	0	0
10/17	at NYG	W	1/0	0	0	0	0.0	0.0	0	0	-	0	1	0	0	0
10/24	Det.	W	1/0	3	3	0	0.0	0.0	0	0	-	0	0	0	0	0
10/31	at Hou.	W	1/0	2	2	0	0.0	0.0	0	0	-	0	0	0	0	0
11/7	Ten.	L	1/0	0	0	0	0.0	0.0	0	0	-	0	0	0	0	0
11/15	at SF	L	1/0	3	2	1	0.0	0.0	0	0	-	0	0	0	0	0
11/28	at GB	L	1/0	0	0	0	0.0	0.0	0	0	-	0	0	0	0	0
12/5	Jac.	W		(INACTIVE)												
12/13	at Ari.	W	1/1	6	5	1	0.0	0.0	0	0	-	0	1	0	0	0
12/21	Sea.	W	1/0	2	1	1	0.0	0.0	0	0	-	0	0	0	0	0
12/26	at Min.	W	1/0	1	1	0	0.0	0.0	0	0	-	0	0	0	0	0
1/2/22	at Bal.	W	1/0	2	2	0	0.0	0.0	0	0	-	0	0	0	0	0
1/9/22	SF	L	1/0	3	2	1	0.0	0.0	0	0	-	0	0	0	0	0
Totals			16/5	40	35	5	0.0	0.0	1	0	0	0	4	0	0	0
POSTSEASON																
1/17/22	Ari.	W	1/0	1	1	0	0.0	0.0	1	3t	3t	1	1	0	0	0
1/23/22	at TB	W	1/0	7	7	0	0.0	0.0	0	0	-	0	0	0	0	0
1/30/22	SF	W	1/0	0	0	0	0.0	0.0	0	0	-	0	0	0	0	0
2/13/22	at Cin.	W	1/1	4	3	1	0.0	0.0	0	0	-	0	0	0	0	0
Totals			1/0	12	11	1	0.0	0.0	1	0	3t	1	1	0	0	0

DAVID LONG, JR. GAME-BY-GAME

2020, LOS ANGELES RAMS (10-6)

Date	Opp.	W/L	GP/GS	TACKLES					INTERCEPTIONS					FUMBLES			
				Total	Solo	Asst.	Sacks	Yds.	No.	Yds.	Lg.	TD	PD	FF	FR	Yds.	
9/13	Dal.	W	1/0	0	0	0	0.0	0.0	0	0	-	0	0	0	0	0	0
9/20	at Phi.	W	1/0	0	0	0	0.0	0.0	0	0	-	0	0	0	0	0	
9/27	at Buf.	L	1/0	1	1	0	0.0	0.0	0	0	-	0	0	0	0	0	
10/4	NYG	W	1/0	0	0	0	0.0	0.0	0	0	-	0	0	0	0	0	
10/11	at Was.	W	1/0	0	0	0	0.0	0.0	0	0	-	0	0	0	0	0	
10/18	at SF	L	1/0	0	0	0	0.0	0.0	0	0	-	0	0	0	0	0	
10/26	Chi.	W	1/0	0	0	0	0.0	0.0	0	0	-	0	0	0	0	0	
11/1	at Mia.	L	1/1	3	3	0	0.0	0.0	0	0	-	0	0	0	0	0	
11/15	Sea.	W	1/0	0	0	0	0.0	0.0	0	0	-	0	0	0	0	0	
11/23	at TB	W	1/0	0	0	0	0.0	0.0	0	0	-	0	0	0	0	0	
11/29	SF	L	1/0	0	0	0	0.0	0.0	0	0	-	0	0	0	0	0	
12/6	at Ari.	W	1/0	0	0	0	0.0	0.0	0	0	-	0	0	0	0	0	
12/10	NE	W	1/0	2	2	0	0.0	0.0	0	0	-	0	0	0	0	0	
12/20	NYJ	L	1/0	0	0	0	0.0	0.0	0	0	-	0	0	0	0	0	
12/27	at Sea.	L	1/0	0	0	0	0.0	0.0	0	0	-	0	0	0	0	0	
1/3/21	Ari.	W	1/0	0	0	0	0.0	0.0	0	0	-	0	0	0	0	0	
Totals			15/13	6	6	0	0.0	0.0	0	0	-	0	0	0	0	0	
POSTSEASON																	
1/9/21	at Sea.	W	1/0	0	0	0	0.0	0.0	0	0	-	0	0	0	0	0	
1/16/21	at GB	L	1/0	0	0	0	0.0	0.0	0	0	-	0	0	0	0	0	
Totals			1/0	0	0	0	0.0	0.0	0	0	-	0	0	0	0	0	

2019, LOS ANGELES RAMS (9-7)

Date	Opp.	W/L	GP/GS	TACKLES					INTERCEPTIONS					FUMBLES		
				Total	Solo	Asst.	Sacks	Yds.	No.	Yds.	Lg.	TD	PD	FF	FR	Yds.
9/8	at Car.	W														
9/15	NO	W														
9/22	at Cle.	W														
9/29	TB	L														
10/3	at Sea.	L														
10/13	SF	L														
10/20	at Atl.	W	1/0	1	1	0	0.0	0.0	0	0	-	0	0	0	0	0
10/27	Cin.	W	1/0	0	0	0	0.0	0.0	0	0	-	0	0	0	0	0
11/10	at Pit.	L	1/0	0	0	0	0.0	0.0	0	0	-	0	0	0	0	0
11/17	Chi.	W	1/0	1	1	0	0.0	0.0	0	0	-	0	0	0	0	0
11/25	Bal.	L	1/0	1	1	0	0.0	0.0	0	0	-	0	0	0	0	0
12/1	at Ari.	W	1/0	2	2	0	0.0	0.0	0	0	-	0	1	0	0	0
12/8	Sea.	W														
12/15	at Dal.	L														
12/21	at SF	L	1/0	0	0	0	0.0	0.0	0	0	-	0	0	0	0	0
12/29	Ari.	W	1/0	3	2	1	0.0	0.0	0	0	-	0	1	0	0	0
Totals			8/0	8	7	1	0.0	0.0	0	0	-	0	2	0	0	0



LUKE MASTERSON

59

POSITION: Linebacker
HT/WT: 6-1/220
ACQUIRED: UDFA-'22
BORN: 1/7/98

NFL SEASON: 2
RAIDERS SEASON: 2
COLLEGE: Wake Forest
HOMETOWN: Naples, Fla.

TRANSACTIONS: Signed by Las Vegas Raiders as an undrafted free agent, May 12, 2022.

2022: Appeared in 17 games with seven starts...Finished with 50 tackles (26 solo) and four tackles for loss...Added nine tackles on special teams... His 50 tackles ranked second most in franchise history among undrafted rookies...(9/25) **at Ten.:** Appeared on special teams and made one tackle...(11/6) **at Jac.:** Recorded two tackles...(11/13) **vs. Ind.:** Made first career start at linebacker...Tallied six tackles (two) and one tackle for loss...(11/20) **at Den.:** Posted one tackle...Added a season-high three stops on special teams...(11/27) **at Sea.:** Recorded two tackles on defense...Added two special teams tackles...(12/4) **vs. LAC:** Posted one tackle...(12/8) **at LAR:** Registered three tackles on defense...Made one stop on special teams...(12/18) **vs. NE:** Tied for the team lead with nine tackles (four)...Added one tackle for loss and one special teams tackle...(12/24) **at Pit.:** Led the defense with a career-high 10 tackles (six), while adding one tackle for loss...Became the first Raiders undrafted rookie to post 10+ tackles in a single game in franchise history (since 1987)...(1/1/23) **vs. SF:** Recorded seven tackles (three) and one tackle for loss...(1/7/23) **vs. KC:** Led the team with nine tackles (six).

AT A GLANCE

- Was one of only nine undrafted free agents in the NFL in 2022 to play in all 17 games, recording 50 tackles (26 solo) and four tackles for loss.
- His 50 tackles ranked as the third most in the NFL among undrafted rookies in 2022 and second most in a single season in Raiders' history by an undrafted rookie.
- Played in 52 career games with 31 starts at Wake Forest (2017–21) and totaled 250 career tackles (166), 3.5 sacks, one INT, one forced fumble and one fumble recovery.

COLLEGE: Played five years at Wake Forest (2017-21), playing in 52 games with 31 starts...Made starts at three different positions... Totaled 250 career tackles (166 solo), 3.5 sacks, one INT, one forced fumble and one fumble recovery...As a redshirt senior, played in all 14 games and led the team with 85 tackles (57)...Named All-ACC Honorable Mention...Member of the All-ACC Academic Team... Earned Defensive MVP honors in the Hula Bowl...Served as a team captain...Posted 13 tackles for loss and a career-high 2.5 sacks... In 2020, played in six games with five starts and recorded 25 tackles (13)...As a junior, started six games with five starts before missing the remainder of the season due to injury...As a sophomore, played in 10 games with six starts...Named to the All-ACC Academic Team...Notched 52 tackles (34) with an INT...As a redshirt freshman, played in 13 games...Recorded 42 tackles (34) and three passes defended...Redshirted as a true freshman.

PERSONAL: Attended Gulf Coast High School in Naples, Fla. ...Two-year team captain...Second-team all-state class 7A in 2015... Named first-team all-conference as both a junior and senior...Named District 18-7A Academic Player of the Year in 2015...As a senior, recorded 45 tackles, six INTs and 31 passes defended...Had 128 yards in INT returns...Also served as the team's punter...INTs tied for the third most in the state...As a junior, totaled 77 tackles, two INTs, two fumble recoveries and three TDs...Also participated in the long jump, triple jump and 200 meters in track and field...Three-year member of the National Honor Society.

ADDITIONAL STATISTICS: Special teams tackles – 9 in 2022; NFL Totals: 9

SINGLE-GAME HIGHS: TACKLES: Total – 10, 12/24/22 at Pit. Solo – 6, two times; last: 1/7/23 vs. KC.

LUKE MASTERSON'S CAREER STATISTICS

Year	Team	GP	GS	TACKLES					INTERCEPTIONS				FUMBLES				
				Total	Solo	Asst.	Sacks	Yds.	No.	Yds.	Lg.	TD	PD	FF	FR	Yds.	
2022	Las Vegas	17	7	50	26	24	0.0	0.0	0	0	-	0	0	0	0	0	0
Totals		17	7	50	26	24	0.0	0.0	0	0	-	0	0	0	0	0	0

LUKE MASTERSON GAME-BY-GAME

2022, LAS VEGAS (6-11)

Date	Opp.	W/L	GP/GS	TACKLES					INTERCEPTIONS					FUMBLES			
				Total	Solo	Asst.	Sacks	Yds.	No.	Yds.	Lg.	TD	PD	FF	FR	Yds.	
9/11	at LAC	L	1/0	0	0	0	0.0	0.0	0	0	-	0	0	0	0	0	0
9/18	ARI.	L	1/0	0	0	0	0.0	0.0	0	0	-	0	0	0	0	0	
9/25	at Ten.	L	1/0	0	0	0	0.0	0.0	0	0	-	0	0	0	0	0	
10/2	Den.	W	1/0	0	0	0	0.0	0.0	0	0	-	0	0	0	0	0	
10/10	at KC	L	1/0	0	0	0	0.0	0.0	0	0	-	0	0	0	0	0	
10/23	Hou.	W	1/0	0	0	0	0.0	0.0	0	0	-	0	0	0	0	0	
10/30	at NO	L	1/0	0	0	0	0.0	0.0	0	0	-	0	0	0	0	0	
11/6	at Jac.	L	1/0	2	0	2	0.0	0.0	0	0	-	0	0	0	0	0	
11/13	Ind.	L	1/1	6	2	4	0.0	0.0	0	0	-	0	0	0	0	0	
11/20	at Den.	W	1/1	1	1	0	0.0	0.0	0	0	-	0	0	0	0	0	
11/27	at Sea.	W	1/0	2	0	2	0.0	0.0	0	0	-	0	0	0	0	0	
12/4	LAC	W	1/0	1	1	0	0.0	0.0	0	0	-	0	0	0	0	0	
12/8	at LAR	L	1/1	3	3	0	0.0	0.0	0	0	-	0	0	0	0	0	
12/18	NE	W	1/1	9	4	5	0.0	0.0	0	0	-	0	0	0	0	0	
12/24	at Pit.	L	1/1	10	6	4	0.0	0.0	0	0	-	0	0	0	0	0	
1/1/23	SF	L	1/1	7	3	4	0.0	0.0	0	0	-	0	0	0	0	0	
1/7/23	KC	L	1/1	9	6	3	0.0	0.0	0	0	-	0	0	0	0	0	
Totals			17/7	50	26	24	0.0	0.0	0	0	-	0	0	0	0	0	



JORDAN MEREDITH

61

POSITION: Guard
HT/WT: 6-2/300
ACQUIRED: FA-'22
BORN: 1/4/98

NFL SEASON: 1
RAIDERS SEASON: 1
COLLEGE: Western Kentucky
HOMETOWN: Bowling Green, Ky.

TRANSACTIONS: Signed by Los Angeles Rams as an undrafted free agent, May 13, 2021... Waived by Rams, Aug. 30, 2021... Signed by Las Vegas Raiders as a free agent, Feb. 17, 2022... Waived by Raiders, July 20, 2022... Re-signed by Raiders as a free agent, July 25, 2022... Waived by Raiders, Aug. 30, 2022... Re-signed by Raiders to practice squad, Aug. 31, 2022... Waived by Raiders, Sep. 23, 2022... Signed by Cleveland Browns to practice squad, Nov. 7, 2022... Waived by Browns, Nov. 22, 2022... Signed by Raiders to practice squad, Dec. 12, 2022... Re-signed by Raiders as a Reserve/Future free agent, Jan. 9, 2023.

CAREER: Originally entered the NFL as an undrafted free agent with the Los Angeles Rams in 2021 and has spent time on the practice squads with the Las Vegas Raiders (2021-22) and Cleveland Browns (2022)... Made NFL debut as a practice squad elevation for the Raiders against New England in 2022.

COLLEGE: Played in 49 career games with 37 starts in four years at Western Kentucky... As a senior, started all 12 games for the Hilltoppers for the third-straight season... Named All-Conference USA Second Team... Also tabbed for second-team All-American honors by PFF... A PFF College second-team All-CUSA pick and named second-team All-CUSA by Phil Steele Publications... Part of a unit that finished the season ranked No. 2 in the nation in pass-blocking grade and No. 17 in run-blocking grade according to PFF... Named to the PFF College National Team of the Week on Nov. 21 and Oct. 24, 2020... A preseason All-Conference USA selection... Named preseason first-team All-CUSA by Phil Steele Publications and Athlon Sports... As a junior, started all 13 games at right guard... Named honorable mention All-American by PFF and named to the PFF All-CUSA First Team... Tabbed for honorable mention All-CUSA honors... Earned spot on the PFF College C-USA Team of the Week on Aug. 29... Led all conference guards with a 77.8 overall blocking grade according to PFF... Allowed only seven pressures on the season... As a sophomore, started all 12 games at right guard... Allowed just one sack on the season... As a redshirt freshman, played in 12 games as a reserve offensive lineman and on special teams... Redshirted as a true freshman.

PERSONAL: Attended Bowling Green (Ky.) High School... As a senior, part of a team that won the 2015 KHSAA 5A State Championship... Part of the No. 3-ranked scoring offense (38.3 points per game) and the No. 4 passing offense (194 yards per game) at the 5A level... Team posted a 14-1 record... Named a two-star prospect and the No. 22 player in Kentucky by 247Sports.com.



JAKOBI MEYERS

16

POSITION: Wide Receiver NFL SEASON: 5
 HT/WT: 6-2/200 RAIDERS SEASON: 1
 ACQUIRED: UFA-'23 (NE) COLLEGE: N.C. State
 BORN: 11/9/96 HOMETOWN: Lithonia, Ga.

TRANSACTIONS: Signed by New England Patriots as an undrafted free agent, May 2, 2019... Re-signed by Patriots as a restricted free agent, June 16, 2022... Signed by Las Vegas Raiders as an unrestricted free agent, March 16, 2023.

CAREER: Veteran receiver enters first season with the Silver and Black... Originally signed with the New England Patriots as an undrafted free agent in 2019 and spent his first four seasons with the club... In 2022, played in 14 games with 13 starts and recorded 67 receptions for 804 yards and a career-high six TDs... In 2021, appeared in all 17 games with 16 starts and totaled career highs in catches (83) and receiving yards (866) while adding two scores... Played in 14 games with nine starts in 2020, posting 59 receptions for 729 yards... As a rookie, appeared in 15 games with one start and recorded 26 receptions for 359 yards... Career totals include 60 games played with 39 starts, totaling 235 receptions for 2,758 yards and eight TDs.

AT A GLANCE

- Has played in 60 career games with 39 starts and totaled 235 receptions for 2,758 yards and eight TDs.
- In 2021, ranked 12th in the AFC in receptions (83) and 16th in receiving yards (866), while both marks ranked first in the NFL among undrafted wide receivers that season.
- Became just the fourth wide receiver with two TD passes in a single season (2020) in the Super Bowl era and has completed 4-of-4 passes for 88 yards and two TD passes for a 158.3 passer rating during his NFL career.

2022 (WITH NE): Played in 14 games with 13 starts... Recorded 67 receptions for 804 yards and a career-high six TDs... (9/11) at Mia.: Posted four receptions for 55 yards... (9/18) at Pit.: Had a team-high nine receptions for 95 yards... Marked the third time in his career with 9+ receptions... (10/9) vs. Det.: Recorded seven receptions for a season-high 111 yards and one TD... Marked his third career 100-yard game... Hauled in a 24-yard TD pass from QB Bailey Zappe in the third quarter... (10/16) at Cle.: Recorded four receptions for 60 yards... (10/24) vs. Chi.: Caught a 30-yard TD pass from Zappe in the second quarter... Finished with two catches for 34 yards (17.0 avg.)... (10/30) at NYJ: Registered nine receptions for 60 yards and a five-yard touchdown catch from QB Mac Jones... (11/6) vs. Ind.: Had a team-high five receptions for 42 yards... (11/20) vs. NYJ: Recorded four receptions for 52 yards... (11/24) at Min.: Finished with three receptions for 62 yards... (12/1) vs. Buf.: Posted three receptions for 22 yards... (12/18) at LV: Recorded two receptions for 47 yards... Scored on a two-point play in the fourth quarter for his fourth career two-point play to tie for the team's all-time career high... (12/24) vs. Cin.: Posted six receptions for 83 yards and one TD... Caught a 48-yard TD pass from Jones in the fourth quarter for the longest reception of his career... (1/1/23) vs. Mia.: Recorded six receptions for 48 yards and one TD... (1/8/23) at Buf.: Posted three receptions for 32 yards, including a 2-yard TD reception.

2021 (WITH NE): Played in 17 games with 16 starts... Finished with career highs in receptions (83) and receiving yards (866), while adding two TDs and converting on two 2-point plays... Completed two passes for 45 yards (22.5 avg.) and rushed one time for nine yards... (9/12) vs. Mia.: Posted six receptions for 44 yards... (9/19) at NYJ: Hauled in four passes for 38 yards... (9/26) vs. NO: Recorded a season-high nine receptions for 94 yards... (10/3) vs. TB: Led the team with 70 receiving yards on eight receptions... Also completed two passes, a 30-yard pass to WR Nelson Agholor as part of a flea flicker and a 15-yard throw to RB Brandon Bolden as part of a double pass play... (10/10) at Hou.: Posted four catches for 56 yards... (10/17) vs. Dal.: Recorded five receptions for 44 yards... Connected with QB Mac Jones for a 2-point play in the fourth quarter... (10/24) vs. NYJ: Posted five catches for 44 yards... (10/31) vs. LAC: Hauled in four passes for 36 yards... Caught a two-yard pass from Jones on a two-point conversion in the fourth quarter to put the team up, 24-17... Marked his second two-point play of the season... (11/7) at Car.: Returned his first NFL punt in the second quarter for seven yards... Added one reception for eight yards... (11/14) vs. Cle.: Scored his first career TD in the fourth quarter on an 11-yard pass from QB Brian Hoyer... Finished with four receptions for 49 yards... (11/18) at Atl.: Recorded four receptions for 39 yards... (11/28) vs. Ten.: Registered a season-high 98 yards on five catches... (12/18) at Ind.: Caught six passes for 44 yards... (12/26) vs. Buf.: Posted six receptions for 59 yards... (1/2/22) vs. Jac.: Recorded eight receptions for 73 yards... (1/9/22) at Mia.: Hauled in four passes for 70 yards... Postseason: (1/15/22) at Buf.: Started in his first career playoff game and recorded six receptions for 40 yards.

2020 (WITH NE): Played in 14 games with nine starts and led the team with 59 receptions for 729 yards... Also compiled two rushing attempts for 9 yards... (9/20) at Sea.: Posted one reception for seven yards... (10/25) vs. SF: Led the team with four receptions for 60 yards and added two yards on his first NFL rushing attempt... (11/1) at Buf.: Made first start of season at wide receiver and posted six receptions for 58 yards... Also caught a two-point conversion from QB Cam Newton in the third quarter... (11/9) at NYJ: Recorded career highs in receptions (12) and receiving yards (168)... Marked his first career 100-yard game... (11/15) vs. Bal.: Completed a 24-yard TD pass to RB Rex Burkhead in the second quarter... Added a team-high five receptions for 59 yards... (11/22) at Hou.: Posted three receptions for 38 yards... (11/29) vs. Ari.: Recorded five receptions for 52 yards... (12/6) at LAC: Caught two passes for 15 yards... (12/10) at LAR: Hauled in four passes for 47 yards... (12/20) at Mia.: Registered his second career 100-yard game after finishing with seven receptions for 111 yards... (12/28) vs. Buf.: Recorded four receptions for 45 yards... (1/3/21) vs. NYJ: Posted 68 yards on six receptions.

2019 (WITH NE): Played in 15 games with one start and recorded 26 receptions for 359 yards... (9/8) vs. Pit.: Recorded his first career reception on a 22-yard pass from QB Tom Brady... (9/22) vs. NYJ: Posted two catches for 38 yards... (10/6) at Was.: Caught one pass for six yards... (10/10) vs. NYG: Recorded four receptions for 54 yards... (10/21) at NYJ: Registered a season-high five receptions to go for 47 yards... (10/27) vs. Cle.: Posted one reception for five yards... (11/17) at Phi.: Recorded one reception for seven yards... (11/24) vs. Dal.: Made his first career start and caught four passes for a career-high 74 yards, including a 32-yard reception in the second quarter... (12/1) at Hou.: Caught three passes for 46 yards... (12/8) vs. KC: Posted one reception for 35 yards... (12/21) vs. Buf.: Recorded three receptions for 25 yards... Postseason: (1/4/20) vs. Ten.: Active but did not play.

JAKOBI MEYERS' CAREER STATISTICS

Year	Team	RECEIVING					RUSHING					Total Offense		
		GP	GS	Rec.	Yds.	Avg.	Lg.	TD	Att.	Yds.	Avg.		Lg.	TD
2019	New England	15	1	26	359	13.8	35	0	0	0	-	-	0	359
2020	New England	14	9	59	729	12.4	35	0	2	9	4.5	7	0	738
2021	New England	17	16	83	866	10.4	39	2	1	9	9.0	9	0	875
2022	New England	14	13	67	804	12.0	48	6	2	-11	-5.5	7	0	793
Totals		60	39	235	2758	11.7	48	8	5	7	1.4	9	0	2,765
POSTSEASON														
2019	New England	0	0	0	0	-	-	0	0	0	-	-	0	0
2021	New England	1	1	6	40	6.7	19	0	0	0	-	-	0	40
Totals		1	1	6	40	6.7	19	0	0	0	0.0	0	0	40

JAKOBI MEYERS GAME-BY-GAME

2022, NEW ENGLAND (8-9)

Date	Opp.	W/L	GP/GS	RECEIVING					RUSHING					TOTAL OFFENSE
				Rec.	Yds.	Avg.	Lg.	TD	Att.	Yds.	Avg.	Lg.	TD	
9/11	at Mia.	L	1/1	4	55	13.8	27	0	1	7	7.0	7	0	62
9/18	at Pit.	W	1/1	9	95	10.6	24	0	0	0	-	-	0	95
9/25	Bal.	L		(INACTIVE - KNEE)										0
10/2	at GB	L		(INACTIVE - KNEE)										0
10/9	Det.	W	1/0	7	111	15.9	24	1	0	0	-	-	0	111
10/16	at Cle.	W	1/1	4	60	15.0	27	0	0	0	-	-	0	60
10/24	Chi.	L	1/1	2	34	17.0	30	1	0	0	-	-	0	34
10/30	at NYJ	W	1/1	9	60	6.7	16	1	0	0	-	-	0	60
11/6	Ind.	W	1/1	5	42	8.4	17	0	1	2	2.0	2	0	44
11/20	NYJ	W	1/1	4	52	13.0	20	0	0	0	-	-	0	52
11/24	at Min.	L	1/1	3	62	20.7	26	0	0	0	-	-	0	62
12/1	Buf.	L	1/1	3	22	7.3	9	0	0	0	-	-	0	22
12/12	at Ari.	W		(INACTIVE - CONCUSSION)										0
12/18	at LV	L	1/1	2	47	23.5	39	0	0	-20	-20.0	-20	0	27
12/24	Cin.	L	1/1	6	83	13.8	48	1	0	0	-	-	0	83
1/1/23	Mia.	W	1/1	6	49	8.2	25	1	0	0	-	-	0	49
1/8/23	at Buf.	L	1/1	3	32	10.7	20	1	0	0	-	-	0	32
TOTALS			14/13	67	804	12.0	48	6	2	-11	-5.5	7	0	793

2021, NEW ENGLAND (10-7)

Date	Opp.	W/L	GP/GS	RECEIVING					RUSHING					TOTAL OFFENSE
				Rec.	Yds.	Avg.	Lg.	TD	Att.	Yds.	Avg.	Lg.	TD	
9/12	Mia.	L	1/1	6	44	7.3	22	0	0	0	-	-	0	44
9/19	at NYJ	W	1/1	4	38	9.5	24	0	0	0	-	-	0	38
9/26	NO	L	1/1	9	94	10.4	27	0	0	0	-	-	0	94
10/3	TB	L	1/1	8	70	8.8	21	0	0	0	-	-	0	70
10/10	at Hou.	W	1/1	4	56	14.0	24	0	0	0	-	-	0	56
10/17	Dal.	L	1/0	5	44	8.8	14	0	0	0	-	-	0	44
10/24	NYJ	W	1/1	5	44	8.8	19	0	0	0	-	-	0	44
10/31	at LAC	W	1/1	4	36	9.0	16	0	0	0	-	-	0	36
11/7	at Car.	W	1/1	1	8	8.0	8	0	0	0	-	-	0	8
11/14	Cle.	W	1/1	4	49	12.3	26	1	0	0	-	-	0	49
11/18	at Atl.	W	1/1	4	39	9.8	18	0	0	0	-	-	0	39
11/28	Ten.	W	1/1	5	98	19.6	38	0	0	0	-	-	0	98
12/6	at Buf.	W	1/1	0	0	-	-	0	0	0	-	-	0	0
12/18	at Ind.	L	1/1	6	44	7.3	10	0	1	9	9.0	9	0	53
12/26	Buf.	L	1/1	6	59	9.8	21	0	0	0	-	-	0	59
1/2/22	Jac.	W	1/1	8	73	9.1	17	1	0	0	-	-	0	73
1/9/22	at Mia.	L	1/1	4	70	17.5	39	0	0	0	-	-	0	70
TOTALS			17/16	83	866	10.4	39	2	1	9	9.0	-	0	875
POSTSEASON														
1/15/22	at Buf.	L	1/1	6	40	6.7	19	0	0	0	-	-	0	40
TOTALS			1/1	6	40	6.7	19	0	0	0	-	-	0	40

JAKOBI MEYERS GAME-BY-GAME

2020, NEW ENGLAND (7-9)

Date	Opp.	W/L	GP/GS	RECEIVING					RUSHING					TOTAL OFFENSE
				Rec.	Yds.	Avg.	Lg.	TD	Att.	Yds.	Avg.	Lg.	TD	
9/13	Mia.	W	1/0	0	0	-	-	0	0	0	-	-	0	0
9/20	at Sea.	L	1/0	1	7	7.0	7	0	0	0	-	-	0	7
9/27	LV	W	1/0	0	0	-	-	0	0	0	-	-	0	0
10/5	at KC	L		(INACTIVE)										
10/18	Den.	L		(DID NOT PLAY)										
10/25	SF	L	1/0	4	60	15.0	21	0	1	2	2.0	2	0	62
11/1	at Buf.	L	1/1	6	58	9.7	16	0	0	0	-	-	0	58
11/9	at NYJ	W	1/1	12	169	14.1	33	0	0	0	-	-	0	169
11/15	Bal.	W	1/1	5	59	11.8	26	0	0	0	-	-	0	59
11/22	at Hou.	L	1/1	3	38	12.7	20	0	0	0	-	-	0	38
11/29	Ari.	W	1/0	5	52	10.4	17	0	0	0	-	-	0	52
12/6	at LAC	W	1/1	2	15	7.5	15	0	0	0	-	-	0	15
12/10	at LAR	L	1/1	4	47	11.8	31	0	0	0	-	-	0	47
12/20	at Mia.	L	1/1	7	111	15.9	35	0	0	0	-	-	0	111
12/28	Buf.	L	1/1	4	45	11.3	22	0	0	0	-	-	0	45
1/3/21	NYJ	W	1/1	6	68	11.3	18	0	1	7	7.0	7	0	75
TOTALS			14/9	59	729	12.4	35	0	2	9	4.5	7	0	738

2019, NEW ENGLAND (12-4)

Date	Opp.	W/L	GP/GS	RECEIVING					RUSHING					TOTAL OFFENSE
				Rec.	Yds.	Avg.	Lg.	TD	Att.	Yds.	Avg.	Lg.	TD	
9/8	Pit.	W	1/0	1	22	22.0	22	0	0	0	-	-	0	22
9/15	at Mia.	W		(INACTIVE)										
9/22	NYJ	W	1/0	2	38	19.0	20	0	0	0	-	-	0	38
9/29	at Buf.	W	1/0	0	0	-	-	0	0	0	-	-	0	0
10/6	at Was.	W	1/0	1	6	6.0	6	0	0	0	-	-	0	6
10/10	NYG	W	1/0	4	54	13.5	23	0	0	0	-	-	0	54
10/21	at NYJ	W	1/0	5	47	9.4	23	0	0	0	-	-	0	47
10/27	Cle.	W	1/0	1	5	5.0	5	0	0	0	-	-	0	5
11/3	at Bal.	L	1/0	0	0	-	-	0	0	0	-	-	0	0
11/17	at Phi.	W	1/0	1	7	7.0	7	0	0	0	-	-	0	7
11/24	Dal.	W	1/1	4	74	18.5	32	0	0	0	-	-	0	74
12/1	at Hou.	L	1/0	3	46	15.3	21	0	0	0	-	-	0	46
12/8	KC	L	1/0	1	35	35.0	35	0	0	0	-	-	0	35
12/15	at Cin.	W	1/0	0	0	-	-	0	0	0	-	-	0	0
12/21	Buf.	W	1/0	3	25	8.3	15	0	0	0	-	-	0	25
12/29	Mia.	L	1/0	0	0	-	-	0	0	0	-	-	0	0
TOTALS			15/1	26	359	13.8	35	0	0	0	-	-	0	359
POSTSEASON														
1/4/20	TEN.	L		(DID NOT PLAY)										
TOTALS			0/0	0	0	-	-	0	0	0	-	-	0	0



KOLTON MILLER

74

POSITION: Tackle
HT/WT: 6-8/325
ACQUIRED: D1-'18
BORN: 10/9/95

NFL SEASON: 6
RAIDERS SEASON: 6
COLLEGE: UCLA
HOMETOWN: Roseville, Calif.

TRANSACTIONS: Selected by Oakland Raiders in the first round (15th overall) of the 2018 NFL Draft, April 26, 2018.

CAREER: Durable left tackle enters his sixth season with the Raiders after originally being selected by the club in the first round (15th overall) of the 2018 Draft...Has started all 63 games he's appeared in through his first four seasons...In 2022, started in 16 games and helped pave the way for 2,059 rushing yards by the Raiders, the most in a single season since 2011 and was part of an offensive line that only allowed 35 sacks, tied for the ninth fewest in the NFL...In 2021, helped the Silver and Black rank 11th in the NFL with 363.8 yards per game and paved the way for 268.6 passing yards per game, which ranked sixth in the NFL...In 2020, started all 14 games he appeared in, helping pave the way as Las Vegas ranked eighth in total offense (383.3 ypg)...Started all 16 contests for the second consecutive season in 2019, helping the offensive line finish eighth in the NFL in sacks allowed (29)...Helped paved the way for the first rookie 1,000-yard rusher in franchise history...Started all 16 contests in his rookie campaign, becoming the first rookie offensive lineman to start every contest for the Raiders since G Stefan Wisniewski accomplished the feat in 2011.

AT A GLANCE

- Durable left tackle enters his sixth season with the Raiders having started all 79 games he has appeared in during his five-year career.
- In 2022, started in all 16 games and helped pave the way for 2,059 rushing yards by the Raiders, the most in a single season since 2011...Also part of an offensive line that only allowed just 35 sacks, tied for the ninth fewest in the NFL.
- In 2021, helped the Silver and Black rank 11th in the NFL with 363.8 yards per game and paved the way for 268.6 passing yards per game, which ranked sixth in the NFL.
- Started all 16 contests in his rookie campaign, becoming one of only 16 Raiders rookies to start every contest since the AFL-NFL merger.

2022: Started in 16 games at left tackle, missing just one start due to injury...Part of an offensive line that paved the way for 2,059 rushing yards by the Raiders in 2022, the most in a single season by the Raiders since 2011...Part of an offensive line that allowed just 35 sacks, tied for the ninth fewest in the NFL and five fewer than the year prior...**(9/11) at LAC:** Started at left tackle...**(9/18) vs. Ari.:** Made his second start at left tackle and helped the offense produce 324 total yards of offense, the Raiders second-straight game with 300+ yards...**(9/25) at Ten.:** Saw action on offense and special teams...**(10/2) vs. Den.:** Started at left tackle as part of an offensive line that blocked for RB Josh Jacobs' 144 rushing yards and two touchdowns, a single-career high at the time...**(10/10) at KC:** Started at left tackle and helped Josh Jacobs set a new career high with 154 rushing yards...**(10/23) vs. Hou.:** Started at left tackle and helped the Raiders offense record 400 total yards, the most in a single game by the Raiders since Week 12 of the 2021 season...**(10/30) at NO.:** Started at left tackle...**(11/6) at Jac.:** Started at left tackle as part of an offense that recorded 321 total yards...**(11/13) vs. Ind.:** Started at left tackle, paving the way for 232 passing yards and 77 rushing yards...**(11/20) at Den.:** Missed his only game of the season on the inactive list with a shoulder/abdomen injury...**(11/27) at Sea.:** Started at left tackle and helped the offense post a season-high 576 yards, the most by any team in the NFL in 2022...Also paved the way for 283 total rushing yards and a 7.1 yards per carry average, the best mark by the Raiders since 2011...**(12/4) vs. LAC:** Started at left tackle and blocked for RB Josh Jacobs' 144 rushing yards and one touchdown, his sixth 100-yard game in 2022...Part of an offensive line that allowed zero sacks...**(12/8) at LAR:** Started left tackle and helped the Raiders rush for 165 yards, the sixth game of the season with 150+ yards...Also part of an offensive line that allowed zero sacks...**(12/18) vs. NE:** Started at left tackle as part of a Raiders offense that recorded 308 total yards, the 13th game with 300+ yards in 2022...**(12/24) at Pit.:** Started at left tackle...**(1/12/23) vs. SF:** Started at left tackle and helped the offense record 500 total yards, the Raiders second game of 500+ yards...On an offensive line that allowed zero sacks, one of only two teams to allow zero sacks to the 49ers in 2022...**(1/7/23) vs. KC:** Started at left tackle and helped pave the way for 155 rushing yards.

2021: Started all 17 games, helping the Silver and Black rank 11th in the NFL with 363.8 yards per game...Part of an offensive line that paved the way for 268.6 passing yards per game, which ranked sixth in the NFL...**(9/13) vs. Bal.:** Started at left tackle in the win...Helped allow QB Derek Carr to record 435 passing yards, marking the third-most of his career...**(9/19) at Pit.:** Started at left tackle in the win, helping Carr complete 28-of-37 passes for 382 yards with two TDs for a passer rating of 126.2...**(9/26) vs. Mia.:** Started at left tackle in the win...Helped pave the way for a season-high 497 yards of total offense, including 140 rushing yards...Allowed Carr to complete 26-of-43 passing for 386 yards, marking his third consecutive game with at least 325 passing yards...**(10/4) at LAC:** Started at left tackle in the contest, while also seeing action on special teams...**(10/10) vs. Chi.:** Started at left tackle, helping pave the way for RB Josh Jacobs' third rushing TD of the season...**(10/17) at Den.:** Started at left tackle and helped Carr finish with 18-of-27 passing for 341 yards and two TDs for a passer rating of 134.4, marking the sixth-highest rating in his career...**(10/24) vs. Phi.:** Started at left tackle as part of a line that posted its first clean sheet of the season, while helping Carr complete 91.2 percent of his attempts (31-for-34)...**(11/7) at NYG:** Started at left tackle and helped pave the way for 403 yards of total offense, including 117 on the ground...Also part of an offensive line that surrendered just one sack in the contest...**(11/14) vs. KC:** Started at left tackle and helped the offense record 299 total net yards...**(11/21) vs. Cin.:** Started at left tackle, helping the offense record 278 total net yards...**(11/25) at Dal.:** Started at left tackle as part of an offensive line that paved the way for 509 total net yards, including 143 yards on the ground...**(12/5) vs. Was.:** Started at left tackle, helping the offense record 310 yards...**(12/12) at KC:** Started at left tackle, helping the offense record 290 total net yards...**(12/20) at Cle.:** Started at left tackle, helping the offense record 328 yards of total offense with 98 rushing yards...**(12/26) vs. Den.:** Started at left tackle, helping pave the way for a season-high 160 rushing yards...**(1/2/22) at Ind.:** Started at left tackle in the win, paving the way for 326 yards of total offense...**(1/9/22) vs. LAC:** Started at left tackle, helping pave the way for a season-high 174 rushing yards and 346 yards of total offense...Postseason: **(1/15/22) at Cin.:** Started at left tackle, helping the offense pave the way for 385 yards of total offense, which tied for the 14th most total net yards by the club in the postseason in franchise history.

2020: Started in all 14 games he appeared in at left tackle...Helped pave the way as the Raiders ranked eighth in the NFL in total offense, averaging 383.3 yards per game...Part of an offensive line that finished 10th in the league with fewest sacks allowed (28)...**(9/13) at Car.:** Started at left tackle, helping the offensive line post their first clean sheet of the season...For the fourth time since the 1970 AFL-NFL Merger, the Raiders' offense did not surrender a sack in the season opener...Helped QB Derek Carr record his 19th career fourth-quarter comeback while

paving the way for RB Josh Jacobs to become the first player in franchise history to rush for three TDs in a season opener...**(9/21) vs. NO:** Started at left tackle and was part of an offensive line that paved the way for 116 yards on the ground...Protected Carr as he registered his 19th career three-TD performance, tying QB Darley Lamonica for second-most such games in club history...**(9/27) at NE:** Started at left tackle and was part of an offensive line that helped Carr move into sole possession of second place for most TD passes (149) and multi-TD games (43) in franchise history...**(10/4) vs. Buf.:** Started at left tackle and was part of an offensive line that helped Carr set a franchise record with 151 career passing TDs while recording a passer rating of 100.0 (107.3) for the fourth consecutive game for the first time in his career...**(10/11) at KC:** Started at left tackle and was part of an offensive line that helped the Raiders gain a season-high 490 total net yards on offense with 140 yards on the ground... Allowed time for Carr to become the first Raider with 300 passing yards against the Chiefs since QB Rich Gannon in 2002 and tie QB Ken Stabler for the most games with three-plus passing TDs in franchise history (20)...**(10/25) vs. TB:** Started at left tackle and was part of an offensive line that allowed Carr to surpass QB Tony Romo for the second-most completions (2,272) by a player through his first 100 starts in NFL history...**(11/1) at Cle.:** Started at left tackle and was part of an offensive line that paved the way for a season-high 208 rushing yards on 45 attempts, their most rush attempts since Dec. 16, 2012 vs. Kansas City...Helped Jacobs become the first Raiders running back to record 30 attempts in a single game for the first time since Dec. 16, 2012 (RB Darren McFadden), while recording a career-high 128 rushing yards...**(11/22) vs. KC:** Started at left tackle and was part of an offensive line that allowed Carr to surpass 25,000 passing yards for his career, joining QB Russell Wilson as the only players in NFL history with 25,000 passing yards and fewer than 70 INTs in their first seven seasons...Also helped surrender zero sacks on the day...**(11/29) at Atl.:** Started at left tackle and helped the offense total 243 yards...**(12/6) at NYJ:** Started at left tackle and was part of an offensive line that allowed Carr to pass for 381 yards and three TDs, while recording his 20th career fourth-quarter comeback to set a new NFL record for most fourth-quarter comebacks in league history through a player's first seven seasons...**(12/13) vs. Ind.:** Started at left tackle and allowed Carr to throw for over 300 yards for the fourth time on the season while surrendering zero sacks...**(12/17) vs. LAC:** Started at left tackle and allowed QB Marcus Mariota to rush for 88 yards, the fourth-most in Raiders history by a quarterback and the most since 2013...Paved the way for the offense to total 41 carries for 173 rushing yards, marking the fourth time this season the team has totaled over 150 rushing yards...**(12/26) vs. Mia.:** Started at left tackle and allowed Carr to throw for over 300 yards for the fifth time on the season, while recording his third rushing TD of the year to mark a new career high...**(1/3/21) at Den.:** Started at left tackle in the win, helping pave the way for 465 yards of total offense...Part of an offensive line that allowed Carr to pass for 371 yards in the contest, while surpassing the 4,000-yard milestone on the season for the third time in his career.

2019: Started all 16 contests for the second consecutive season, helping the offensive line finish eighth in the NFL in sacks allowed (29), while also finishing as one of just five teams in the league to surrender zero sacks against four different opponents...Part of an offensive line that paved the way for rookie RB Josh Jacobs, who became the first Raiders rookie to eclipse the 1,000-yard barrier (1,150)...**(9/9) vs. Den.:** Started at left tackle, helping the line post their first clean sheet of the season...For just the third time since the 1970 AFL-NFL Merger, the Raiders held their opponent to zero sacks in the season opener...Helped QB Derek Carr finish with an 84.6 completion percentage and a passer rating of 121.0, marking his highest in a season opener...**(9/15) vs. KC:** Part of an offensive line that paved the way for 129 yards on the ground...Protected Carr as he passed QB Ken Stabler to become the Raiders' all-time leader in passing yards with 19,196...**(9/29) at Ind.:** Started at left tackle on an offensive line that helped produce a season-high 188 yards on the ground, including a 60-yard rushing TD by WR Trevor Davis...Helped protect Carr, allowing just one sack, while he finished with a passer rating of 105.4...**(10/6) vs. Chi.:** Started at left tackle, helping the line post their second clean sheet of the season...Paved the way for Jacobs, who eclipsed the 100-yard mark for the first time in his career, with 123 yards on 26 carries...Helped the offense record 398 yards of total offense...**(10/20) at GB:** Part of an offensive line that did not allow a sack for the second consecutive week and third time on the season...Helped the offense record a season-high 484 net yards, while surpassing 150 rushing yards for the third consecutive week with 155...**(10/27) at Hou.:** Part of an offensive line that did not allow a sack in their third consecutive game and fourth on the season...Helped protect Carr as he threw for three TDs and recorded a 125.0 passer rating...**(11/3) vs. Det.:** Helped pave the way as the Raiders recorded 171 yards on the ground and Jacobs scored two rushing TDs...Part of an offensive line that surrendered just one sack in the win...**(11/7) vs. LAC:** Part of an offensive line that helped Carr set a new NFL record with his 18th career 4th-quarter comeback, the most in NFL history through a player's first six seasons...**(11/17) vs. Cin.:** Started at left tackle, helping Jacobs surpass RB Marcus Allen's franchise record for the most 100-yard contests by a rookie (four)...**(11/24) at NYJ:** Part of an offensive line that surrendered just one sack in the contest...**(12/1) at KC:** Helped pave the way for Jacobs as he surpassed 100 yards for fifth time this season...Jacobs went over 1,000 yards rushing on the season in the contest, becoming the first rookie in franchise history to rush for 1,000 yards (1,061)...**(12/8) vs. Ten.:** Started at left tackle and helped paved the way for 356 yards of offense...**(12/15) vs. Jac.:** Started at tackle and helped pave the way for 180 yards of total offense in the first quarter, the most yards in a first quarter for the Raiders at home since Week 7 of 2006...**(12/22) at LAC:** Started at left tackle and was part of an offensive line that helped Carr finish with an 86.7 completion percentage, his highest of the season, and a passer rating of 118.2 to tie Stabler for most games with a passer rating over a 100.0 in franchise history (32)...**(12/29) at Den.:** Started at left tackle, helping Carr record a season-high 391 passing yards, ending the day completing 29-of-46 attempts (63 percent) with one TD for a passer rating of 97.3.



2018: Started all 16 contests in his rookie campaign, becoming the first rookie offensive lineman to start every contest for the Raiders since G Stefan Wisniewski accomplished the feat in 2011...One of only 16 Raiders rookies to start every contest since the AFL-NFL merger...**(9/10) vs. LAR:** Started at left tackle in the season opener and was part of an offensive line that allowed just one sack in on the contest...**(9/16) at Den.:** Helped QB Derek Carr finish the day with a 90.6 completion percentage, which marks the fourth best single-game percentage in NFL history...Part of an offensive line that allowed just one sack for the second straight game...**(9/23) at Mia.:** Helped the run game total 100-plus yards (109) in the contest...Allowed Carr to surpass 300-plus passing yards for the second time on the season...**(9/30) vs. Cle.:** Paved the way for the Raiders run game as RB Marshawn Lynch recorded 130 rushing yards, the seventh most of his career...Allowed Carr to record 437 passing yards, the second most of his career, with four TDs...Helped the Raiders offense produce two 100-yard receivers, one 100-yard rusher and one 400-yard passer for the first time in franchise history since the 1970 AFL merger...**(10/7) at LAC:** Started at left tackle, helping Carr record his third game this season with a completion percentage of 70.0 or better (72.7 percent)...**(10/14) vs. Sea.:** Started at left tackle in the contest...**(10/28) vs. Ind.:** Started at left tackle, helping the line post their first clean sheet of the season...Helped pave the way as Carr recorded three passing TDs and his first career rushing TD...**(11/1) at SF:** Started at left tackle in the contest...**(11/11) vs. LAC:** Helped the run game total 100-plus yards (114) for the fifth time this season...**(11/18) at Ari.:** Started at left tackle in the win, paving the way for 152 rushing yards...Helped Carr finish with a passer rating of 100.5, as he orchestrated the 15th fourth-quarter comeback of his career...**(11/25) at Bal.:** Started at left tackle in the contest...**(12/2) vs. KC:** Paved the way for a season-high 171 rushing yards and 442 total net yards, the third time this season the team has surpassed 400 net yards...Helped the offense convert on 75 percent of their third downs (9-of-12), which marked a season high and their third best conversion percentage in franchise history dating back to 1991...**(12/9) vs. Pit.:** Started at left tackle in the win, allowing Carr throw for 322 yards as he set a new franchise record for most consecutive games without an INT with eight straight...**(12/16) at Cin.:** Started at left tackle in the contest...**(12/24) vs. Den.:** Started at left tackle in the win, helping RB Doug Martin surpass 100 yards on the ground for the first time on the season...Part of an offensive line that surrendered just one sack in the contest, while helping Carr extend his INT-less streak to 325 passes over 10 games, which marked the longest active streak in the NFL at the time...**(12/30) at KC:** Started at left tackle in the contest, helping Martin record 100 rushing yards to mark his second consecutive game with 100-or-more yards on the ground...Became the first rookie offensive lineman to start every contest for the Raiders since G Stefan Wisniewski accomplished the feat in 2011...Since the AFL-NFL merger, Miller is one of 16 Raiders rookies to start every contest.

COLLEGE: Played three seasons at UCLA after redshirting as a true freshman...Appeared in 31 games with 23 starts over his career, seeing action at both left and right tackle...Started all 13 games at left tackle as a redshirt junior in 2017...Named to All-Pac-12 Conference Second Team by the league's coaches...Was part of an offensive unit that ranked third in the conference in total offense (379.8 avg.)...Helped improve the team's rushing output by almost a full yard per carry from 2016 (2.9 to 3.7 avg.)...Blocked for QB Josh Rosen, who was the 10th overall pick in the 2018 NFL Draft...Rosen finished near the top of the Pac-12 in numerous passing categories, including completions (283), passing yards (3,756), TDs (26) and passer rating (147.0)...Started the first five games of the year in 2016 at right tackle...Missed the remainder of the season due to a leg injury...Appeared in 13 games as a redshirt freshman...Started five games at tackle and contributed on special teams in the other eight...Part of an offensive line that surrendered just 14 sacks, the second-lowest total in school history...Helped pave the way for RB Paul Perkins, the third leading rusher in school history, as he rushed for 1,394 yards on 237 rushes and 14 TDs on the year...Rosen also set numerous single-season freshman school records, including most passing yards (3,668), most TD passes (23) and most passing attempts (487)...Redshirted as a true freshman in 2014...Majored in political science.

PERSONAL: Attended Roseville (Calif.) High School...Was a Cal-Hi Sports All-Northern California First Team and All-State selection...Named to the Sierra Football League First Team and All-Metro First Team by the Sacramento Bee as a senior...Was named a team captain for the Sacramento Optimist All-Star Game...Was Rivals' 31st ranked offensive tackle in the nation and the 35th ranked prospect in the state of California.

ADDITIONAL STATISTICS: Fumble recoveries – 1 in 2019. Miscellaneous tackles – 3 in 2018, 1 in 2019, 1 in 2020; NFL Totals: 5.

KOLTON MILLER'S GAMES PLAYED/STARTED

Year	Team	GP	GS
2018	Oakland	16	16
2019	Oakland	16	16
2020	Las Vegas	14	14
2021	Las Vegas	17	17
2022	Las Vegas	16	16
Totals		79	79
POSTSEASON			
2021	Las Vegas	1	1
Totals		1	1



TRE'VON MOEHRIG

25

POSITION: Safety
HT/WT: 6-2/202
ACQUIRED: D2-'21
BORN: 6/16/99

NFL SEASON: 3
RAIDERS SEASON: 3
COLLEGE: TCU
HOMETOWN: Spring Branch, Texas

TRANSACTIONS: Selected by Las Vegas Raiders in the second round (43rd overall) of the 2021 NFL Draft, April 30, 2021.

CAREER: Versatile safety enters his third year with the Silver and Black after being drafted 43rd overall in the 2021 NFL Draft... In 2022, appeared in 15 games with 13 starts and totaled 55 tackles and five passes defended... During his rookie season, started all 17 games and recorded 52 tackles, one INT and six passes defended... Career totals include 32 games played with 30 starts, totaling 107 tackles (70 solo), two tackles for loss, one INT and 11 passes defended.

2022: Played in 15 games with 13 starts and totaled 55 tackles (37 solo), two tackles for loss and five passes defended... Was inactive for two contests... **(9/11) at LAC:** Recorded two tackles... **(10/2) vs. Den.:** Registered four tackles (two)... **(10/10) at KC:** Talled four tackles (three) and one pass defended... **(10/23) vs. Hou.:** Compiled four tackles (two) and one pass defended... **(11/20) at Den.:** Posted two tackles (two)... **(11/6) at Jac.:** Recorded two tackles (one)... **(11/13) vs. Ind.:** Recorded five tackles... **(11/20) at Den.:** Posted two tackles (one)... **(11/27) at Sea.:** Totaled three tackles and one pass defended... **(12/4) vs. LAC:** Registered five tackles (four), one tackle for loss and one pass defended... **(12/8) at LAR:** Recorded three tackles and one tackle for loss... **(12/18) vs. NE:** Registered four tackles (two)... **(12/24) at Pit.:** Posted a career-high seven tackles (four)... **(1/1/23) vs. SF:** Recorded three total tackles (one)... **(1/7/23) vs. KC:** Talled four tackles (two) and one pass defended.

AT A GLANCE

- Was named to the PFWA All-Rookie Team after starting all 17 games and recording 52 tackles (33 solo), one INT and six passes defended.
- Started in 24-of-34 appearances over his three-year (2018-20) career with TCU, compiling 125 tackles (86 solo), seven INTs, 28 passes defended, two forced fumbles and one fumble recovery.
- In 2020, was the Paycom Jim Thorpe Award Recipient as the nation's top defensive back, while being named to seven All-American teams, including garnering second-team honors by the Associated Press.



2021: Started all 17 games in his rookie season... Recorded 52 tackles (33) with one INT and six passes defended... Earned PFWA's All-Rookie Team honors... **(9/13) vs. Bal.:** Made his NFL debut, starting and recording five tackles (two)... **(9/19) at Pit.:** Started in the win, playing every defensive snap and recording three tackles... **(9/26) vs. Mia.:** Appeared on both defense and special teams, recording one tackle... **(10/4) at LAC:** Started and recorded four tackles and one pass defended... **(10/10) vs. Chi.:** Finished with two tackles... **(10/17) at Den.:** Recorded his first career INT, picking off QB Teddy Bridgewater on third-and-10 with 7:04 remaining in the fourth quarter... Added three tackles (two) and two passes defended... **(10/24) vs. Phi.:** Recorded three tackles... **(11/7) at NYG:** Started and recorded five tackles (three)... **(11/14) vs. KC:** Started and recorded five tackles (four) and one pass defended... Added one tackle on special teams... **(11/21) vs. Cin.:** Recorded one tackle and one pass defended... **(11/25) at Dal.:** Started and recorded four tackles (one)... **(12/5) vs. Was.:** Finished with four tackles (three) and one pass defended... **(12/12) at KC:** Recorded two tackles on defense and added on stop on special teams... **(12/20) at Cle.:** Recorded four tackles... **(12/26) vs. Den.:** Recorded one tackle on defense in the win... **(1/2/22) at Ind.:** Finished with one tackle in the win... **(1/9/22) vs. LAC:** Recorded four tackles (three) in the win... **Postseason:** **(1/15/22) at Cin.:** Finished with one tackle.

COLLEGE: Played three seasons (2018-20) at TCU, appearing in 34 contests and compiling 125 tackles (86 solo), including 4.5 for loss, seven INTs, 28 passes defended, two forced fumbles and one fumble recovery... In 2020, was the Paycom Jim Thorpe Award Recipient as the nation's top defensive back... Named to seven All-American teams, including garnering second-team honors by the Associated Press... Was also named a semifinalist for the Chuck Bednarik Award, while being tabbed as first-team All-Big 12... Appeared in 10 contests and posted 47 tackles (30), including two for loss, two INTs and 11 passes defended... As a sophomore in 2019, appeared in 12 contests and posted career highs in every major defensive category, tallying 62 tackles (43), four INTs, 15 passes defended, two forced fumbles and one fumble recovery... Ranked by Pro Football Focus as the highest-graded safety in the FBS with the third-most valuable season in the PFF college era... As a freshman in 2018, appeared in 12 contests and totaled 16 tackles (13), one INT and two passes defended... Voted by his teammates as TCU's Special Teams Most Valuable Player... Ranked second on the team with six special teams stops.

PERSONAL: Attended Smithson Valley High School in Spring Branch, Texas... A four-star recruit by 247Sports.com... Ranked the No. 4 cornerback in Texas and No. 19 in the country... Also rated the No. 23 overall player in Texas and No. 193 nationally... Name is pronounced TREY-vonn MAIR-ig.

ADDITIONAL STATISTICS: Special teams tackles –3 in 2022; NFL totals: 3.

SINGLE-GAME HIGHS: TACKLES: Total – 5, three times; last: 11/14/21 vs. KC. Solo – 4, two times; last: 11/14/21 vs. KC. Passes defended – 2, 10/17/21 at Den. Interceptions – 1, 10/17/21 at Den.

TRE'VON MOEHRIG'S CAREER STATISTICS

Year	Team	GP	GS	TACKLES					INTERCEPTIONS					FUMBLES		
				Total	Solo	Asst.	Sacks	Yds.	No.	Yds.	Lg.	TD	PD	FF	FR	Yds.
2021	Las Vegas	17	17	52	33	19	0.0	0.0	1	35	35	0	6	0	0	0
2022	Las Vegas	15	13	55	37	18	0.0	0.0	0	0	-	0	5	0	0	0
Totals		32	30	107	70	37	0.0	0.0	1	35	35	0	11	0	0	0
POSTSEASON																
2021	Las Vegas	1	1	1	1	0	0.0	0.0	0	0	-	0	0	0	0	0
Totals		1	1	1	1	0	0.0	0.0	0	0	-	0	0	0	0	0

TRE'VON MOEHRIG GAME-BY-GAME

2022, LAS VEGAS (6-11)

Date	Opp.	W/L	GP/GS	TACKLES					INTERCEPTIONS					FUMBLES		
				Total	Solo	Asst.	Sacks	Yds.	No.	Yds.	Lg.	TD	PD	FF	FR	Yds.
9/11	at LAC	L	1/1	2	2	0	0.0	0.0	0	0	-	0	0	0	0	0
9/18	Ari.	L		(INACTIVE - HIP)												
9/25	at Ten.	L		(INACTIVE - HIP)												
10/2	Den.	W	1/0	4	2	2	0.0	0.0	0	0	-	0	0	0	0	0
10/10	at KC	L	1/1	4	3	1	0.0	0.0	0	0	-	0	1	0	0	0
10/23	Hou.	W	1/0	4	2	2	0.0	0.0	0	0	-	0	1	0	0	0
10/30	at NO	L	1/1	3	2	1	0.0	0.0	0	0	-	0	0	0	0	0
11/6	at Jac.	L	1/1	2	1	1	0.0	0.0	0	0	-	0	0	0	0	0
11/13	Ind.	L	1/1	5	5	0	0.0	0.0	0	0	-	0	0	0	0	0
11/20	at Den.	W	1/1	2	1	1	0.0	0.0	0	0	-	0	0	0	0	0
11/27	at Sea.	W	1/1	3	3	0	0.0	0.0	0	0	-	0	1	0	0	0
12/4	LAC	W	1/1	5	4	1	0.0	0.0	0	0	-	0	1	0	0	0
12/8	at LAR	L	1/1	3	3	0	0.0	0.0	0	0	-	0	0	0	0	0
12/18	NE	W	1/1	4	2	2	0.0	0.0	0	0	-	0	0	0	0	0
12/24	at Pit.	L	1/1	7	4	3	0.0	0.0	0	0	-	0	0	0	0	0
1/1/23	SF	L	1/1	3	1	2	0.0	0.0	0	0	-	0	0	0	0	0
1/7/23	KC	L	1/1	4	2	2	0.0	0.0	0	0	-	0	1	0	0	0
Totals			15/13	55	37	18	0.0	0.0	0	0	-	0	5	0	0	0

2021, LAS VEGAS (10-7)

Date	Opp.	W/L	GP/GS	TACKLES					INTERCEPTIONS					FUMBLES		
				Total	Solo	Asst.	Sacks	Yds.	No.	Yds.	Lg.	TD	PD	FF	FR	Yds.
9/13	Bal.	W	1/1	5	2	3	0.0	0.0	0	0	-	0	0	0	0	0
9/19	at Pit.	W	1/1	3	3	0	0.0	0.0	0	0	-	0	0	0	0	0
9/26	Mia.	W	1/1	1	1	0	0.0	0.0	0	0	-	0	0	0	0	0
10/4	at LAC	L	1/1	4	4	0	0.0	0.0	0	0	-	0	1	0	0	0
10/10	Chi.	L	1/1	2	0	2	0.0	0.0	0	0	-	0	0	0	0	0
10/17	at Den.	W	1/1	3	2	1	0.0	0.0	1	35	35	0	2	0	0	0
10/24	Phi.	W	1/1	3	1	2	0.0	0.0	0	0	-	0	0	0	0	0
11/7	at NYG	L	1/1	5	3	2	0.0	0.0	0	0	-	0	0	0	0	0
11/14	KC	L	1/1	5	4	1	0.0	0.0	0	0	-	0	1	0	0	0
11/21	Cin.	L	1/1	1	1	0	0.0	0.0	0	0	-	0	1	0	0	0
11/25	at Dal.	W	1/1	4	1	3	0.0	0.0	0	0	-	0	0	0	0	0
12/5	Was.	L	1/1	4	3	1	0.0	0.0	0	0	-	0	1	0	0	0
12/12	at KC	L	1/1	2	2	0	0.0	0.0	0	0	-	0	0	0	0	0
12/20	at Cle.	W	1/1	4	3	1	0.0	0.0	0	0	-	0	0	0	0	0
12/26	Den.	W	1/1	1	0	1	0.0	0.0	0	0	-	0	0	0	0	0
1/2/22	at Ind.	W	1/1	1	0	1	0.0	0.0	0	0	-	0	0	0	0	0
1/9/22	LAC	W	1/1	4	3	1	0.0	0.0	0	0	-	0	0	0	0	0
Totals			17/17	52	33	19	0.0	0.0	1	35	35	0	6	0	0	0
POSTSEASON																
1/15/22	at Cin.	L	1/1	1	1	0	0.0	0.0	0	0	-	0	0	0	0	0
Totals			1/1	1	1	0	0.0	0.0	0	0	-	0	0	0	0	0



THAYER MUNFORD JR.

77

POSITION: Tackle
HT/WT: 6-6/315
ACQUIRED: D7a-'22
BORN: 9/18/99

NFL SEASON: 2
RAIDERS SEASON: 2
COLLEGE: Ohio State
HOMETOWN: Cincinnati, Ohio

TRANSACTIONS: Selected by Las Vegas Raiders in the seventh round (238th overall) of the 2022 NFL Draft, April 30, 2022.

2022: Played in all 17 games and made four starts, serving primarily as tackle eligible on several offensive packages...**(9/11) at LAC:** Played on offense and special teams...**(9/18) vs. Ari.:** Appeared on offense and allowed time for QB Derek Carr to pass for 252 yards and two TDs...**(9/25) at Ten.:** Made his first start of the season at right tackle...**(10/2) vs. Den.:** Part of an offensive line that paved the way for 212 rushing yards...**(10/10) at KC:** Started at right tackle...**(10/23) vs. Hou.:** Appeared on offense and helped RB Josh Jacobs rush for 143 yards and three TDs...**(10/30) at NO.:** Appeared on offense...**(11/6) at Jac.:** Part of an offensive line that helped the offense record 321 total net yards...**(11/13) vs. Ind.:** Allowed time for Carr to pass for 248 yards and two TDs...**(11/20) at Den.:** Started at right tackle...**(11/27) at Sea.:** Helped pave the way for Jacobs' career-high 229 rushing yards and two TDs...**(12/4) vs. LAC:** Started at jumbo tight end...**(12/8) at LAR:** Part of an offensive line that helped the offense record 165 net rushing yards...**(12/18) vs. NE:** Allowed time for Carr to throw for three TDs...**(12/24) at Pit.:** Played on offense and special teams...**(1/1/23) vs. SF:** Allowed time for QB Jarrett Stidham to pass for a career-high 365 yards and three TDs...**(1/7/23) vs. KC:** Appeared on offense and special teams.

AT A GLANCE

- Played in all 17 games and made four starts as a rookie, serving primarily as tackle eligible on several offensive packages.
- A four-time Big Ten champion (2017-20), who played five seasons at Ohio State and appeared in 58 games with 45 starts during his career.
- Named a two-time first-team All-Big Ten selection by coaches and media (2020-21).

COLLEGE: Spent five years at Ohio State from 2017-21, appearing in 58 games with 45 starts...Was a member of four consecutive Big Ten championship teams and two College Football Playoff teams during his career...Helped the Buckeyes' offense to 11 top-5 national statistical rankings...Was a two-time first-team All-Big Ten selection (2020-21) by coaches and media, while earning second-team All-Big Ten in 2019 and honorable mention All-Big Ten in 2018...In 2021, started 12 games for an offense that ranked first in the nation in total offense (561.2 avg.) and scoring (45.7 avg.)...In 2020, started all seven games and was part of an offensive line that helped the team finish seventh in the nation in yards per game (519.4 avg.) and eighth in rushing yards per game (256.8 avg.)...Named first-team All-Big Ten by coaches and media...In 2019, started 13 games and helped pave the way for RB J.K. Dobbins to become the first running back in school history to surpass 2,000 yards in a season...In 2018, started 13 games for an offense that led the Big Ten in total yards per game (535.6 avg.) and passing TDs (51)...Majored in human development and family sciences.

PERSONAL: A native of Cincinnati, Ohio, where he played three seasons at La Salle High School...Helped his team to consecutive Division II state championships from 2014-15...Named first-team All-Greater Catholic League and third team Associated Press All-State...Also competed in track and field...Spent his senior season at Washington High School in Massillon, Ohio...Rated a four-star prospect by ESPN, 247Sports and Scout.com.

THAYER MUNFORD JR.'S GAMES PLAYED/STARTED

Year	Team	GP	GS
2022	Las Vegas	17	4
Totals		17	4



JUSTIN MURRAY

67

POSITION: Tackle
HT/WT: 6-5/315
ACQUIRED: FA-'23
BORN: 4/19/93

NFL SEASON: 5
RAIDERS SEASON: 2
COLLEGE: Cincinnati
HOMETOWN: Cincinnati, Ohio

TRANSACTIONS: Signed by Denver Broncos as an undrafted free agent, May 3, 2016...Waived by Broncos, Sept. 3, 2016...Signed by Broncos to practice squad, Sept. 4, 2016...Re-signed by Broncos as a reserve/future free agent, Jan. 2, 2017...Waived by Broncos, Sept. 2, 2017...Signed by Tampa Bay Buccaneers to practice squad, Sept. 6, 2017...Waived by Buccaneers, Nov. 21, 2017...Signed by New Orleans Saints to practice squad, Dec. 4, 2017...Signed by Cincinnati Bengals to active roster, Dec. 20, 2017...Waived by Bengals, Sept. 1, 2018...Claimed via waivers by Raiders, Sept. 2, 2018...Re-signed by Raiders as an exclusive rights free agent, April 15, 2019...Waived by Raiders, Aug. 31, 2019...Claimed via waivers by Arizona Cardinals, Sept. 1, 2019...Re-signed by Cardinals as an exclusive rights free agent, April 2, 2020...Released by Cardinals, Aug. 30, 2022...Signed by Buffalo Bills as a free agent, Sept. 27, 2022...Released by Bills, Jan. 12, 2023...Signed by Bills to practice squad, Jan. 14, 2023...Signed by Las Vegas Raiders as a Reserve/Future free agent, Feb. 2, 2023.

CAREER: Veteran offensive lineman enters his second stint with the Raiders...Spent last season with the Buffalo Bills (2022) after playing three years with the Arizona Cardinals (2019-21)...Has appeared in 37 career games over his first four seasons in the NFL...In 2022, played in five games for the Bills...Played in 30 games with 20 starts for the Cardinals from 2019-21...Was claimed by the Raiders via waivers from the Cincinnati Bengals in 2018 and played in two games...Before joining the Bengals from the New Orleans Saints' practice squad, spent 10 games in 2017 on the Tampa Bay Buccaneers' practice squad...Originally signed with the Denver Broncos as an undrafted free agent in 2016 and spent the entire season on the club's practice squad.

AT A GLANCE

- Entered the NFL as an undrafted rookie free agent in 2016 with Denver and has played in 37 career games with 20 starts with the Raiders (2018), Cardinals (2019-21) and Bills (2022).
- Played 13 games with seven starts in 2020 for the NFL's sixth-ranked offense and seventh-ranked rushing attack, helping Arizona gain the third-most total net yards (6,153) and score the fifth-most points (410) in franchise history.
- In 2019, he started a career-high 12 games for the Cardinals and helped the offense average a single-season franchise-record 5.03 yards per carry, ranking second in the NFL.

2022 (WITH BUF.): Played in five games after signing with the Bills in Week 4...Was inactive for seven contests...(10/30) vs. GB: Part of an offense that gained 369 total net yards...(11/6) at NYJ: Helped lead the way for 134 rushing yards and two rushing TDs...(11/24) at Det.: Part of an offensive unit that tallied 401 total net yards and 5.4 yards per play...(12/1) at NE: Part of an offensive line that allowed time for QB Josh Allen to pass for 223 yards and two TDs...(12/17) vs. Mia.: Helped protect Allen as he passed for 304 yards and four TDs.

2021 (WITH ARI.): Saw action in three games with one start before being placed on the Reserve/Injured List with a back injury in Week 5...(9/12) at Ten.: Was part of an offensive line that protected QB Kyle Murray who threw for a career-high four passing TDs...(9/19) vs. Min.: Helped the offense record 400-or-more yards and 30-or-more points in the second straight game...(9/26) at Jac.: Started at right guard for the only offense in the NFL to score 30-or-more points in each of the first three games this season.

2020 (WITH ARI.): Appeared in 13 games with seven starts at right guard...(9/27) vs. Det.: Saw extended action while rotating at guard...(10/19) at Dal.: Started at right guard for a unit that scored a season-high 38 points and gained 438 total yards, including a season-high 261 on the ground on Monday Night Football...(10/25) vs. Sea.: Started at right guard for an offensive line that did not allow a sack or QB hit on 48 pass plays while helping the Cardinals gain 159 yards on 33 carries (4.8 avg.) on Sunday Night Football...(12/13) at NYG: Part of a unit that rushed for 159 yards and a TD on 43 carries while allowing just one sack on 35 passing attempts...(12/20) vs. Phi.: Started at right guard and protected Murray who completed 27 passes for a career-high 406 yards and three TDs...Helped the offense gain a season-high 526 total net yards.

2019 (WITH ARI.): Played in 14 games with a career-high 12 starts at right tackle...Was inactive for two games with a knee injury...Part of an offensive line that helped the team average a franchise-record 5.03 yards per rush attempt...The 5.03-yard rushing average ranked second in the NFL in 2019...Helped protect Murray as he went on to win NFL Offensive Rookie of the Year honors after becoming just the second rookie in NFL history with at least 3,500 passing yards and 500 rushing yards...(9/8) vs. Det.: Made his first-career start in his Cardinals debut...(9/22) vs. Car.: Subbed at right tackle...(9/29) vs. Sea: Rotated along the offensive line at right tackle...(10/6) at Cin.: Started at right tackle for a unit that gained 514 total yards and 266 rushing yards...(10/13) vs. Atl.: Started for an offense that gained 442 total yards including 340 passing yards...Part of an offensive line that did not allow a sack, helping Murray complete 27-of-37 passes for 340 yards, three TDs and a 128.2 passer rating...(10/20) at NYG: Part of a Cardinals rushing attack that gained 156 yards and scored three TDs on 38 carries...(11/17) at SF: Returned from injury to start at right tackle, helping the Cardinals total 135 rushing yards on 25 carries (5.4-yard avg.)...(12/15) vs. Cle.: Part of an offensive unit that tallied season highs with 38 points, five total TDs, four rushing TDs, 7.4 yards per play and 26 first downs while not allowing a sack...Helped lead RB Kenyan Drake to 137 rushing yards and a career-high four rushing TDs...(12/22) at Sea.: Started at right tackle for an offense that gained 412 total net yards and 253 rushing yards, marking the first time since 1982 the Cardinals rushed for 200-or-more yards in consecutive games.

2018 (WITH OAK.): Appeared in his first two career contests as a rotational player on the offensive line and was inactive for the remaining 14 games...(10/7) at LAC: Made his NFL debut.

COLLEGE: Spent five seasons (2011-15) at the University of Cincinnati...Appeared in 33 games with 25 starts...As a senior in 2016, started all 13 games and helped the Bearcats rank fifth nationally in total offense (559.4 yards per game) and fourth in passing offense (373.1 yards per game)...Started 12-of-13 games played as a junior in 2014 and was part of an offense which tallied the second highest yardage total (5,982) in school history...Part of an offensive line ranked second in the American Athletic Conference with only 16 sacks allowed on the season...Played in six games as a sophomore in 2013 and one game as a freshman in 2012...Redshirted in 2011.

MURRAY

PERSONAL: Attended Sycamore High School in Cincinnati, Ohio...Was a two-year starter and named a three-star recruit by ESPN.com, Rivals.com and Scout.com...A two-time first team All-Greater Miami (OH) Conference selection...Named a 2010 Football All-Star by Cincinnati Enquirer...Also lettered in track and field, earning first-team All-GMC honors in shot put and discus...Named GMC Field Athlete of the Year.

JUSTIN MURRAY'S GAMES PLAYED/STARTED

Year	Team	GP	GS
2018	Oakland	2	0
2019	Arizona	14	12
2020	Arizona	13	7
2021	Arizona	3	1
2022	Buffalo	5	0
Totals		37	20



NETANE MUTI

54

POSITION: Guard
HT/WT: 6-3/307
ACQUIRED: FA-'22
BORN: 3/27/99

NFL SEASON: 4
RAIDERS SEASON: 2
COLLEGE: Fresno State
HOMETOWN: Wahiawa, Hawaii

TRANSACTIONS: Selected by Denver Broncos in the sixth round (181st overall) of the 2020 NFL Draft, April 25, 2020...Waived by Broncos, Aug. 30, 2022...Signed by Broncos to practice squad, Aug. 31, 2022...Signed by Las Vegas Raiders from Broncos' practice squad, Dec. 13, 2022...Re-signed by Raiders as a free agent, Mar. 10, 2023.

CAREER: Has played in 20 career games with four starts over three NFL seasons (2020-22) with the Denver Broncos and Las Vegas Raiders (2022), playing primarily at right guard...Played in a career-high 15 games with Denver in 2021...Played in four games with one start during his rookie campaign.

2022 (WITH DEN AND LV): Spent the majority of the season on the Broncos practice squad and was a gameday elevation for three contests before being signed to the Raiders active roster in Week 15...(12/11) vs. **KC:** Played at guard.

2021 (WITH DEN.): Appeared in 15 games with three starts...(9/19) at **Jac.:** Started at right guard and allowed QB Teddy Bridgewater to record 328 passing yards and two TDs...(10/3) vs. **Bal.:** Started at right guard...(1/8/22) vs. **KC:** Started at left guard and paved the way for RB Melvin Gordon to rush for 110 yards and one TD.


2020 (WITH DEN.): Played in four games with one start as a rookie...(12/13) at **Car.:** Made his first career start at right guard.

COLLEGE: Played in 19 games with 17 starts over three seasons at Fresno State University (2017-19)...His junior season was cut short with a season-ending injury after just three games...As a sophomore in 2018, started the first two games at left tackle before suffering a season-ending injury...As a freshman in 2017, was named an All-Mountain-West honorable mention selection after starting all 14 games as part of an offensive line that ranked third in the nation in sacks allowed (10).

PERSONAL: Played at Leilehua High School as a two-way lineman, playing both left tackle and left guard on offense, while appearing as nose guard and end on defense...earned second-team ScoringLive all-Hawaii Division I honors as an offensive lineman and second-team American Family Insurance ALL-USA Hawai'i honors as a defensive lineman, as well as first-team all-Oahu Interscholastic Association (OIA) Red honors as a defensive lineman and second-team accolades as an offensive lineman...Born in the Polynesian sovereign state, Tonga, in the South Pacific.

NETANE MUTI'S GAMES PLAYED/STARTED

Year	Team	GP	GS
2020	Denver	4	1
2021	Denver	15	3
2022	Denver/Las Vegas	1	0
Totals		20	4



BILAL NICHOLS

91

POSITION: Defensive Tackle **NFL SEASON:** 6
HT/WT: 6-3/313 **RAIDERS SEASON:** 2
ACQUIRED: UFA-'22 (Chi.) **COLLEGE:** Delaware
BORN: 9/14/96 **HOMETOWN:** Chester, Pa.

TRANSACTIONS: Selected by Chicago Bears in the fifth round (145th overall) of the 2018 NFL Draft, April 28, 2018...Signed by Las Vegas Raiders as an unrestricted free agent, March 17, 2022.

CAREER: Sixth-year defensive tackle enters his second season with the Raiders...Started in a career-high 17 games in 2022 – his first season with the Raiders – and posted 44 tackles (16 solo), four tackles for loss, 1.5 sacks and 11 quarterback hits...Played in all 17 contests in 2021 and totaled 51 tackles (26 solo), three sacks, two fumble recoveries and one INT...In 2020, finished second on the team with five sacks while recording 40 tackles (16), one INT and three passes defended...In 2019, appeared in 13 games and recorded 27 tackles and one fumble recovery...As a rookie in 2018, played in 14 games and finished with 28 tackles, five tackles for loss, three sacks, two forced fumbles and one fumble recovery... Career totals include 77 games with 66 starts, 190 tackles (93 solo), 12.5 sacks, 22 tackles for loss, 42 quarterback hits, one INT, five passes defended, two forced fumbles and four fumble recoveries.

AT A GLANCE

- Has appeared in 77 games with 66 starts and racked up 190 tackles (93 solo), 12.5 sacks, 22 tackles for loss, 42 quarterback hits, one INT, five passes defended, two forced fumbles and four fumble recoveries over his five-year career.
- In 2022, started in a career-high 17 games and recorded 44 tackles (16), four tackles for loss, 1.5 sacks and 11 quarterback hits.
- In 2021, played in all 17 contests with 15 starts and recorded a career-high 51 tackles (26) to go along with three sacks, two fumble recoveries and one INT.
- In 2020, finished second on the team with five sacks while recording 40 tackles (16), one INT and three passes defended.

2022: In his first season with the Raiders, started in a career-high 17 games in 2022 and posted 44 tackles (16 solo), four tackles for loss, 1.5 sacks and 11 quarterback hits...His 11 quarterback hits were third most on the team...(9/11) at LAC: Recorded three assisted tackles...(9/18) vs. Ari.: Notched one tackle...(9/25) at Ten.: Notched one quarterback hit...(10/2) vs. Den.: Tallied two assisted tackles...(10/10) at KC: Notched two tackles (one), a quarterback hit, and a tackle for loss...(10/23) vs. Hou.: Posted four tackles and three quarterback hits, tying a single-game career high...(10/30) at NO.: Tallied one tackle...(11/6) at Jac.: Notched three tackles and one quarterback hit...(11/13) vs. Ind.: Started at defensive tackle...(11/20) at Den.: Recorded five tackles, tied for a season-high, two quarterback hits and one tackle for loss...(11/27) at Sea.: Combined for five tackles (one), 0.5 sacks and a quarterback hit...Helped bring down Seahawks QB Geno Smith for a loss of nine yards in the first quarter...(12/4) vs. LAC: Notched two tackles and one tackle for loss...(12/8) at LAR: Recorded one solo tackle, his first full sack of the season one tackle for loss, and one quarterback hit, bringing down Rams QB Baker Mayfield for a loss of nine yards...(12/18) vs. NE: Combined for two tackles (one)...(12/24) at Pit.: Combined for six tackles (three solo)...(1/1/23) vs. SF: Notched three tackles (one)...(1/7/23) vs. KC: Recorded four tackles.

2021 (WITH CHI.): Played in all 17 contests with 15 starts...Totalled 51 tackles (26 solo), three sacks, two fumble recoveries and one INT...(9/12) at LAR: Recorded one tackle...(9/19) vs. Cin.: Posted four tackles (three) and one sack...(9/26) at Cle.: Tallied a season-high six tackles (three)...(10/3) vs. Det.: Totalled three tackles (one) and one fumble recovery...(10/10) at LV: Recorded three tackles, including one tackle for loss...(10/17) vs. GB: Posted two tackles...(10/24) at TB: Finished with two tackles...(11/8) at Pit.: Tallied two tackles (one) and one sack...(11/21) vs. Bal.: Recorded two tackles...(11/25) at Det.: Totalled four tackles (two), including one tackle for a loss of six yards...(12/5) vs. Ari.: Posted four tackles (three), including one tackle for a loss of four yards...(12/12) at GB: Notched two tackles (one)...(12/20) vs. Min.: Recorded five tackles (one)...(12/26) at Sea.: Posted two tackles (one) and a half-sack...(1/2/22) vs. NYG: Compiled four tackles (two), one pass defended and one fumble recovery...(1/9/22) at Min.: Tallied five tackles (three) and a half-sack.

2020 (WITH CHI.): Started all 16 games and finished with 40 tackles (16 solo), five sacks, one INT and three passes defended...(9/13) at Det.: Recorded two tackles (one)...(9/20) vs. NYG: Posted two tackles...(9/27) at Atl.: Totalled one tackle and one pass defended...(10/4) vs. Ind.: Registered three tackles, including two tackles for loss...(10/18) at Car.: Tallied three tackles (two) and one sack...(10/26) at LAR: Posted three tackles...(11/1) vs. NO: Recorded four tackles (two)...(11/8) at Ten.: Compiled one tackle and one sack...(11/16) vs. Min.: Posted four tackles (one)...(11/29) at GB: Totalled three tackles (one)...(12/6) vs. Det.: Tallied four tackles (two), one sack, one pass defended and his first career INT...(12/13) vs. Hou.: Recorded two tackles (one)...(12/20) at Min.: Registered a career-high seven tackles and added one sack...(12/27) at Jac.: Posted one tackle and one pass defended...**Postseason:** (1/10/21) at NO: Recorded seven tackles (three) in the Wild Card game.

2019 (WITH CHI.): Appeared in 13 games with 12 starts, recording 27 tackles and one fumble recovery...Was inactive for three contests...(9/5) vs. GB: Posted one tackle...(9/15) at Den.: Recorded one tackle...(10/20) vs. NO: Tallied four tackles (three), including one tackle for loss...(11/3) at Phi.: Posted four tackles...(11/10) vs. Det.: Recorded one tackle...(11/17) at LAR: Finished with three tackles (two)...(11/24) vs. NYG: Posted two tackles...(11/28) at Det.: Recorded four tackles (three)...(12/5) vs. Dal.: Tallied three tackles (one) and one pass defended...(12/15) at GB: Made one tackle...(12/22) vs. KC: Posted two tackles (one)...(12/29) at Min.: Totalled one tackle and one fumble recovery.

2018 (WITH CHI.): Appeared in 14 games with six starts, recording 28 tackles, five tackles for loss, three sacks, two forced fumbles and one fumble recovery...Was inactive for two contests...(9/17) vs. Sea.: Recorded one tackle...(9/23) at Ari.: Posted one tackle for a loss of three yards...(9/30) vs. TB: Registered four tackles and a half-sack...(10/14) at Mia.: Notched one tackle...(10/21) vs. NE: Tallied four tackles (three), one forced fumble and one fumble recovery...(10/28) vs. NYJ: Recorded three tackles...(11/11) vs. Det.: Registered one sack and one forced fumble...(11/18) vs. Min.: Posted one tackle...(11/22) at Det.: Collected three tackles...(12/2) at NYG: Recorded a season-high six tackles (two)...(12/16) vs. GB: Totalled one tackle and a half-sack...(12/30) at Min.: Compiled two tackles and one sack...**Postseason:** (1/6/19) vs. Phi.: Saw action in the Wild Card game.

COLLEGE: Played in 44 games with 21 starts at Delaware from 2014-17... Totaled 104 tackles (50 solo), 17.5 tackles for loss, 9.5 sacks, four forced fumbles, two INTs and 15 passes defended... Was a three-time All-Colonial Athletic Association selection... In 2017, earned third-team All-American and first-team All-CAA accolades after finishing with 56 tackles, 6.5 tackles for loss, one INT, nine passes defended and one fumble recovery... In 2016, earned second-team All-CAA honors after playing in 10 games with nine starts and recording 25 tackles (18), 7.5 tackles for loss, five sacks, one forced fumble and five passes defended... Ranked eighth in the conference in sacks... Earned third-team All-CAA honors in 2015 after playing in 11 games with one start and recording 29 tackles (12), 1.5 sacks, one INT and one pass defended... As a true freshman in 2014, appeared in all 12 games and recorded 19 tackles (nine).

SINGLE-GAME HIGHS: TACKLES: Total – 7, 12/20/20 at Min. Solo – 3, 15 times; last: 12/24/22 at Pit. Tackles For Loss – 2, twice; last: 10/4/20 vs. Ind. Forced Fumbles – 1, two times; last: 11/11/18 vs. Det. Fumbles Recovered – 1, four times; last: 1/2/22 vs. NYG. Passes Defended – 1, five times; last: 1/2/22 vs. NYG. Interceptions – 1, 12/6/20 vs. Det.

BILAL NICHOLS' CAREER STATISTICS

Year	Team	GP	GS	TACKLES				INTERCEPTIONS				FUMBLES				
				Total	Solo	Asst.	Sacks	Yds.	No.	Yds.	Lg.	TD	PD	FF	FR	Yds.
2018	Chicago	14	6	28	20	8	3.0	29.5	0	0	-	0	0	2	1	0
2019	Chicago	13	12	27	15	12	0.0	0.0	0	0	-	0	1	0	1	0
2020	Chicago	16	16	40	16	24	5.0	35.5	1	7	7	0	3	0	0	0
2021	Chicago	17	15	51	26	25	3.0	22.0	0	0	-	0	1	0	2	13
2022	Las Vegas	17	17	44	16	28	1.5	13.5	0	0	-	0	0	0	0	0
Totals		77	66	190	93	97	12.5	100.5	1	7	7	0	5	2	4	13
POSTSEASON																
2018	Chicago	1	0	0	0	0	0.0	0.0	0	0	-	0	0	0	0	0
2020	Chicago	1	1	7	3	4	0.0	0.0	0	0	-	0	0	0	0	0
Totals		2	1	7	3	4	0.0	0.0	0	0	-	0	0	0	0	0

BILAL NICHOLS GAME-BY-GAME

2022, LAS VEGAS (6-11)

Date	Opp.	W/L	GP/GS	TACKLES				INTERCEPTIONS				FUMBLES					
				Total	Solo	Asst.	Sacks	Yds.	No.	Yds.	Lg.	TD	PD	FF	FR	Yds.	
9/11	at LAC	L	1/1	3	3	0	0.0	0.0	0	0	-	0	0	0	0	0	0
9/18	Ari.	L	1/1	1	1	0	0.0	0.0	0	0	-	0	0	0	0	0	0
9/25	at Ten.	L	1/1	0	0	0	0.0	0.0	0	0	-	0	0	0	0	0	0
10/2	Den.	W	1/1	2	0	2	0.0	0.0	0	0	-	0	0	0	0	0	0
10/10	at KC	L	1/1	2	1	1	0.0	0.0	0	0	-	0	0	0	0	0	0
10/23	Hou.	W	1/1	4	0	4	0.0	0.0	0	0	-	0	0	0	0	0	0
10/30	at NO	L	1/1	1	0	1	0.0	0.0	0	0	-	0	0	0	0	0	0
11/6	at Jac.	L	1/1	3	0	3	0.0	0.0	0	0	-	0	0	0	0	0	0
11/13	Ind.	L	1/1	0	0	0	0.0	0.0	0	0	-	0	0	0	0	0	0
11/20	at Den.	W	1/1	5	3	2	0.0	0.0	0	0	-	0	0	0	0	0	0
11/27	at Sea.	W	1/1	5	2	3	0.5	4.5	0	0	-	0	0	0	0	0	0
12/4	LAC	W	1/1	2	0	2	0.0	0.0	0	0	-	0	0	0	0	0	0
12/8	at LAR	L	1/1	1	1	0	1.0	9.0	0	0	-	0	0	0	0	0	0
12/18	NE	W	1/1	2	1	1	0.0	0.0	0	0	-	0	0	0	0	0	0
12/24	at Pit.	L	1/1	6	3	3	0.0	0.0	0	0	-	0	0	0	0	0	0
1/1/23	SF	L	1/1	3	1	2	0.0	0.0	0	0	-	0	0	0	0	0	0
1/7/23	KC	L	1/1	4	0	4	0.0	0.0	0	0	-	0	0	0	0	0	0
Totals			17/17	44	16	28	1.5	13.5	0	0	-	0	0	0	0	0	0

BILAL NICHOLS GAME-BY-GAME

2021, CHICAGO (6-11)

Date	Opp.	W/L	GP/GS	TACKLES					INTERCEPTIONS					FUMBLES			
				Total	Solo	Asst.	Sacks	Yds.	No.	Yds.	Lg.	TD	PD	FF	FR	Yds.	
9/12	at LAR	L	1/1	1	0	1	0.0	0.0	0	0	-	0	0	0	0	0	0
9/19	Cin.	W	1/1	4	3	1	1.0	6.0	0	0	-	0	0	0	0	0	0
9/26	at Cle.	L	1/1	6	3	3	0.0	0.0	0	0	-	0	0	0	0	0	0
10/3	Det.	W	1/1	3	1	2	0.0	0.0	0	0	-	0	0	0	0	1	1
10/10	at LV	W	1/1	3	3	0	0.0	0.0	0	0	-	0	0	0	0	0	0
10/17	GB	L	1/1	2	0	2	0.0	0.0	0	0	-	0	0	0	0	0	0
10/24	at TB	L	1/0	2	2	0	0.0	0.0	0	0	-	0	0	0	0	0	0
10/31	SF	L	1/1	0	0	0	0.0	0.0	0	0	-	0	0	0	0	0	0
11/8	at Pit.	L	1/0	2	1	1	1.0	9.0	0	0	-	0	0	0	0	0	0
11/21	Bal.	L	1/1	2	0	2	0.0	0.0	0	0	-	0	0	0	0	0	0
11/25	at Det.	W	1/1	4	2	2	0.0	0.0	0	0	-	0	0	0	0	0	0
12/5	Ari.	L	1/1	4	3	1	0.0	0.0	0	0	-	0	0	0	0	0	0
12/12	at GB	L	1/1	2	1	1	0.0	0.0	0	0	-	0	0	0	0	0	0
12/20	Min.	L	1/1	5	1	4	0.0	0.0	0	0	-	0	0	0	0	0	0
12/26	at Sea.	W	1/1	2	1	1	0.5	3.5	0	0	-	0	0	0	0	0	0
1/2/22	NYG	W	1/1	4	2	2	0.0	0.0	0	0	-	0	1	0	1	12	12
1/9/22	at Min.	L	1/1	5	3	2	0.5	3.5	0	0	-	0	0	0	0	0	0
Totals			17/15	51	26	25	3.0	22.0	0	0	-	0	1	0	2	13	

2020, CHICAGO (8-8)

Date	Opp.	W/L	GP/GS	TACKLES					INTERCEPTIONS					FUMBLES			
				Total	Solo	Asst.	Sacks	Yds.	No.	Yds.	Lg.	TD	PD	FF	FR	Yds.	
9/13	at Det.	W		2	1	1	0.0	0.0	0	0	-	0	0	0	0	0	0
9/20	NYG	W		2	1	1	0.0	0.0	0	0	-	0	0	0	0	0	0
9/27	at Atl.	W		1	0	1	0.0	0.0	0	0	-	0	1	0	0	0	0
10/4	Ind.	L		3	3	0	0.0	0.0	0	0	-	0	0	0	0	0	0
10/8	TB	W		0	0	0	0.0	0.0	0	0	-	0	0	0	0	0	0
10/18	at Car.	W		3	2	1	1.0	8.0	0	0	-	0	0	0	0	0	0
10/26	at LAR	L		3	0	3	0.0	0.0	0	0	-	0	0	0	0	0	0
11/1	NO	L		4	2	2	0.0	0.0	0	0	-	0	0	0	0	0	0
11/8	at Ten.	L		1	1	0	1.0	8.0	0	0	-	0	0	0	0	0	0
11/16	Min.	L		4	1	3	0.0	0.0	0	0	-	0	0	0	0	0	0
11/29	at GB	L		3	1	2	0.0	0.0	0	0	-	0	0	0	0	0	0
12/6	Det.	L		4	2	2	1.0	2.0	1	7	7	0	1	0	0	0	0
12/13	Hou.	W		2	1	1	1.0	10.0	0	0	-	0	0	0	0	0	0
12/20	at Min.	W		7	1	6	1.0	7.5	0	0	-	0	0	0	0	0	0
12/27	at Jac.	W		1	0	1	0.0	0.0	0	0	-	0	1	0	0	0	0
1/3/21	GB	L		0	0	0	0.0	0.0	0	0	-	0	0	0	0	0	0
Totals			16/16	40	16	24	5.0	35.5	1	7	7	0	3	0	0	0	
POSTSEASON																	
1/10/21	at NO	L	1/1	7	3	4	0.0	0.0	0	0	-	0	0	0	0	0	0
Totals			1/1	7	3	4	0.0	0.0	0	0	-	0	0	0	0	0	

BILAL NICHOLS GAME-BY-GAME

2019, CHICAGO (8-8)

Date	Opp.	W/L	GP/GS	TACKLES					INTERCEPTIONS					FUMBLES			
				Total	Solo	Asst.	Sacks	Yds.	No.	Yds.	Lg.	TD	PD	FF	FR	Yds.	
9/5	GB	L	1/1	1	0	1	0.0	0.0	0	0	-	0	0	0	0	0	0
9/15	at Den.	W	1/1	1	1	0	0.0	0.0	0	0	-	0	0	0	0	0	
9/23	at Was.	W		(INACTIVE - HAND)													
9/29	Min.	W		(INACTIVE - HAND)													
10/6	at Oak.	L		(INACTIVE - HAND)													
10/20	NO	L	1/1	4	3	1	0.0	0.0	0	0	-	0	0	0	0	0	
10/27	LAC	L	1/1	0	0	0	0.0	0.0	0	0	-	0	0	0	0	0	
11/3	at Phi.	L	1/1	4	0	4	0.0	0.0	0	0	-	0	0	0	0	0	
11/10	Det.	W	1/1	1	1	0	0.0	0.0	0	0	-	0	0	0	0	0	
11/17	at LAR	L	1/1	3	2	1	0.0	0.0	0	0	-	0	0	0	0	0	
11/24	NYG	W	1/1	2	2	0	0.0	0.0	0	0	-	0	0	0	0	0	
11/28	at Det.	W	1/1	4	3	1	0.0	0.0	0	0	-	0	0	0	0	0	
12/5	Dal.	W	1/1	3	1	2	0.0	0.0	0	0	-	0	1	0	0	0	
12/15	at GB	L	1/1	1	0	1	0.0	0.0	0	0	-	0	0	0	0	0	
12/22	KC	L	1/1	2	1	1	0.0	0.0	0	0	-	0	0	0	0	0	
12/29	at Min.	W	1/1	1	1	0	0.0	0.0	0	0	-	0	0	0	1	0	
Totals			13/12	27	15	12	0.0	0.0	0	0	-	0	1	0	1	0	

2018, CHICAGO (12-4)

Date	Opp.	W/L	GP/GS	TACKLES					INTERCEPTIONS					FUMBLES		
				Total	Solo	Asst.	Sacks	Yds.	No.	Yds.	Lg.	TD	PD	FF	FR	Yds.
9/9	at GB	L		(INACTIVE)												
9/17	Sea.	W	1/0	1	1	0	0.0	0.0	0	0	-	0	0	0	0	0
9/23	at Ari.	W	1/0	1	1	0	0.0	0.0	0	0	-	0	0	0	0	0
9/30	TB	W	1/0	4	3	1	0.5	3.5	0	0	-	0	0	0	0	0
10/14	at Mia.	L	1/0	1	0	1	0.0	0.0	0	0	-	0	0	0	0	0
10/21	NE	L	1/0	4	3	1	0.0	0.0	0	0	-	0	0	1	1	0
10/28	NYJ	W	1/1	3	3	0	0.0	0.0	0	0	-	0	0	0	0	0
11/4	at Buf.	W		(INACTIVE)												
11/11	Det.	W	1/0	1	1	0	1.0	12.0	0	0	-	0	0	1	0	0
11/18	Min.	W	1/0	1	1	0	0.0	0.0	0	0	-	0	0	0	0	0
11/22	at Det.	W	1/1	3	3	0	0.0	0.0	0	0	-	0	0	0	0	0
12/2	at NYG	L	1/1	6	2	4	0.0	0.0	0	0	-	0	0	0	0	0
12/9	LAR	W	1/0	0	0	0	0.0	0.0	0	0	-	0	0	0	0	0
12/16	GB	W	1/1	1	0	1	0.5	4.0	0	0	-	0	0	0	0	0
12/23	at SF	W	1/1	0	0	0	0.0	0.0	0	0	-	0	0	0	0	0
12/30	at Min.	W	1/1	2	2	0	1.0	10.0	0	0	-	0	0	0	0	0
Totals			14/6	28	20	8	3.0	29.5	0	0	-	0	0	2	1	0
POSTSEASON																
1/6/19	Phi.	L	1/0	0	0	0	0.0	0.0	0	0	-	0	0	0	0	0
Totals			1/0	0	0	0	0.0	0.0	0	0	-	0	0	0	0	0



DYLAN PARHAM

66

POSITION: Guard
HT/WT: 6-3/285
ACQUIRED: D3-'22
BORN: 8/24/99

NFL SEASON: 2
RAIDERS SEASON: 2
COLLEGE: Memphis
HOMETOWN: Carrollton, Ga.

TRANSACTIONS: Selected by Las Vegas Raiders in the third round (90th overall) of the 2022 NFL Draft, April 29, 2022.

2022: Started in all 17 games in his rookie season, including 13 starts at left guard, two starts at right guard and two starts at center...One of only 10 rookie offensive linemen in the NFL to start in all 17 games in 2022...Earned the PFWA All-Rookie team - the 34th player in Raiders history (since 1974) selected to the All-Rookie team and the 3rd guard to earn the honor, joining Steve Wisniewski (1989) and Curt Marsh (1981)...Part of an offensive line that paved the way for 2,059 rushing yards by the Raiders in 2022, the most in a single season by the Raiders since 2011... Part of an offensive line that allowed just 35 sacks, tied for the ninth fewest in the NFL and five fewer than the year prior...(9/11) **at LAC:** Made his first career start at right guard...(9/18) **vs. Ari.** Made his first start of the season at center...(9/25) **at Ten:** Started at center...(10/2) **at Den.:** Started at right guard...(10/10) **at KC:** Made his first of 13-straight starts at left guard...(12/4) **vs. LAC:** Started at right tackle, committed zero penalties and was part of an offensive line that allowed zero sacks...(12/8) **at LAR:** Started at right tackle, committed zero penalties and was part of an offensive line that allowed zero sacks for the second-straight game...(11/27) **at Sea.:** Helped pave the way for a season-high 576 total yards of offense, including 283 rushing yards...The offense's 576 yards were the most in a single game in the NFL in 2022...(1/1/23) **vs. SF:** Part of an offense that posted 500 total yards of offense, the Raiders second game of 500+ yards in 2022, one of only three teams in the NFL with multiple games of 500+ yards in 2022.

AT A GLANCE

- Started in all 17 games of his rookie season (2022), including 13 starts at left guard, two starts at right guard and two starts at center.
- One of only 10 rookie offensive linemen in the NFL to start in all 17 games in 2022.
- Selected to the PFWA All-Rookie team - the 34th player in Raiders history (since 1974) selected to the All-Rookie team and the 3rd guard to earn the honor, joining Steve Wisniewski (1989) and Curt Marsh (1981).
- A four-year starter at Memphis, Parham started 50 contests and played right guard, left guard and right tackle.
- As a redshirt senior in 2021, he started all 11 games at right guard and was named a First-Team All-AAC selection.

COLLEGE: Spent five years at Memphis from 2017-21, starting all 50 games he appeared in during his career...In 2021, started 11 games at right guard and was named a first-team All-AAC selection...Helped the Tigers' offense rank 16th in the nation in passing yards per game (298.8 avg.)...Did not allow a sack on the season...Helped pave the way for 322 rushing yards against Nicholls...Allowed time for QB Seth Henigan to throw for 417 yards and five TDs at Arkansas State...Provided time for Henigan to throw for 463 yards and two TDs against Tulsa...Blocked for an offense that rushed for 200 yards against Navy...Allowed time for Henigan to pass for 432 yards and three TDs against SMU...In 2020, started all 11 games at right tackle...Helped the offense rank 17th in the nation in passing offense (307.9 per game)...Paved the way for the offense to gain 217 rushing yards against UCF...Allowed time for QB Brady White to throw for 313 yards and four TDs against Temple...Provided time for White to throw for 316 yards at Cincinnati...Blocked for an offense that gained 305 rushing yards and five TDs on the ground against Stephen F. Austin...Allowed for White to pass for 437 yards and four TDs against USF...In 2019, started 14 games at left guard...Blocked for an offense that compiled 6,791 total yards, including 2,614 rushing yards on the season...Paved the way for RB Kenneth Gainwell, who totaled 1,456 rushing yards and 610 receiving yards...Helped pave the way for Gainwell to rush for 145 yards and one TD at South Alabama...Blocked for Gainwell, who rushed for a season-high 209 yards and two TDs at Louisiana Monroe...Paved the way for Gainwell to rush for 128 yards at USF...In 2018, started 14 games at left guard...Helped pave the way for a school-record 7,324 yards of total offense...Paved the way for program records in rushing yards (3,919) and rushing TDs (48)...Blocked for RB Darrell Henderson, who rushed for 1,909 yards...Paved the way for Henderson to rush for 212 yards and three TDs at Navy...Helped Henderson record 233 rushing yards and two TDs against Georgia State...Paved the way for Henderson to rush for 210 yards and three TDs at UCF in the American Athletic Conference Championship...Redshirted as a freshman in 2017.

PERSONAL: Attended Carrollton (Ga.) High School where he played as a linebacker/defensive end before moving to tight end his senior year...As a senior, he was named to the 2016 Times-Georgian All-Area first team as a tight end after recording nine receptions for 96 yards and one TD.

JUSTIN MURRAY'S GAMES PLAYED/STARTED

Year	Team	GP	GS
2022	Las Vegas	17	17
Totals		17	17



BRANDON PARKER

75

POSITION: Tackle
HT/WT: 6-8/320
ACQUIRED: D3a-'18
BORN: 10/21/95

NFL SEASON: 6
RAIDERS SEASON: 6
COLLEGE: North Carolina A&T
HOMETOWN: Kannapolis, N.C.

TRANSACTIONS: Selected by Oakland Raiders in the third round (65th overall) of the 2018 NFL Draft, April 27, 2018... Re-signed by Raiders as an unrestricted free agent, March 21, 2022.

CAREER: Enters his sixth season with the Silver and Black... Spent the 2022 season on the Reserve/Injured list after suffering a season-ending injury during training camp... In 2021, appeared in all 17 games with 13 starts at right tackle, helping the offense rank 11th in total offense (363.8 yards per game) and sixth in passing (268.6 yards per game)... Appeared in 11 games with four starts in 2020, helping pave the way as Las Vegas ranked eighth in total offense (383.3 avg)... Played in 11 games with three starts for an offensive line that allowed the eighth-fewest sacks in the NFL in 2019... Appeared in 15 games and made 12 starts at right tackle in his rookie season... Career totals include 54 appearances with 32 starts.

AT A GLANCE

- Appeared in 54 contests and made 32 starts over his first four years with the Silver and Black.
- In 2020, played in 11 games and made four starts for an offensive line that helped pave the way as the Raiders ranked eighth in total offense with 383.3 yards per game.
- Appeared in 11 games with three starts as part of an offensive line that helped pave the way for the Raiders' first 1,000-yard rookie rusher in franchise history and allowed the eighth-fewest sacks (29) in the NFL in 2019.

2022: Spent the entire season in the Reserve/Injured list after suffering a season-ending injury during training camp.

2021: Appeared in all 17 games with 13 starts at right tackle, helping the Silver and Black rank 11th in total offense with 363.8 yards per game... Part of an offensive line that paved the way for 268.6 passing yards per game, which ranked sixth in the NFL... (9/13) vs. Bal.: Appeared exclusively on special teams in the win... (9/19) at Pit.: Subbed in on the line due to injury, helping Carr complete 28-of-37 passes for 382 yards with two TDs for a passer rating of 126.2... (9/26) vs. Mia.: Appeared exclusively on special teams in the win... (10/4) at LAC: Saw action in a limited role on special teams... (10/10) vs. Chi.: Started his first game at right tackle, helping pave the way for RB Josh Jacobs' third rushing TD of the season... (10/17) at Den.: Started at right tackle, helping RB Kenyan Drake become the first Raiders player with a TD catch and a TD run in the same game since RB Darren McFadden did it in Buffalo on Sept. 18, 2011... (10/24) vs. Phi.: Started at right tackle as part of a line that posted its first clean sheet of the season, while helping Carr complete 91.2 percent of his attempts (31-for-34)... (11/7) at NYG: Started at right tackle and helped pave the way for 403 yards of total offense, including 117 on the ground... Also part of an offensive line that surrendered just one sack in the contest... (11/14) vs. KC: Started at right tackle and helped he offense record 299 total net yards... (11/21) vs. Cin.: Started at right tackle, helping the offense record 278 total net yards... (11/25) at Dal.: Started at right tackle as part of an offensive line that paved the way for 509 total net yards, including 143 yards on the ground... (12/5) vs. Was.: Started at right tackle, helping the offense record 310 yards... (12/12) at KC: Started at right tackle, helping the offense record 290 total net yards... (12/20) at Cle.: Started at right tackle, helping the offense record 328 yards of total offense with 98 rushing yards... (12/26) vs. Den.: Started at right tackle, helping pave the way for a season-high 160 rushing yards... (1/2/22) at Ind.: Started at right tackle in the win, paving the way for 326 yards of total offense... (1/9/22) vs. LAC: Started at right tackle, helping pave the way for a season-high 174 rushing yards and 346 yards of total offense... **Postseason:** (1/15/22) at Cin.: Started at right tackle, helping the offense pave the way for 385 yards of total offense, which tied for the 14th most total net yards by the club in the postseason in franchise history.



2020: Appeared in 11 games with four starts in his third season with the Silver and Black... (9/21) vs. NO: Appeared exclusively on special teams... (9/27) at NE: Saw action exclusively on special teams... (10/4) vs. Buf.: Saw action along an offensive line that helped QB Derek Carr set a franchise record with 151 career passing TDs while recording a passer rating of 100.0 (107.3) for the fourth consecutive game for the first time in his career... Also appeared on special teams... (10/25) vs. TB: Entered the game at right tackle due to injuries on the line and was part of an offensive line that allowed Carr to surpass QB Tony Romo for second-most completions (2,272) by a player through his first 100 starts in NFL history... (11/1) at Cle.: Entered the game at right tackle due to injuries on the offensive line and helped pave the way for a season-high 208 rushing yards on 45 attempts, their most rush attempts since Dec. 16, 2012 vs. Kansas City... Helped RB Josh Jacobs record career highs with 31 carries and 128 rushing yards... (11/8) at LAC: Made his first start of the season at left tackle and was part of an offensive line that helped the Raiders record two rushing TDs of 10-plus yards in the same game for the first time since Week 2 in 2017, while allowing time for Carr to pass for two TDs on the day to surpass QB Daryle Lamonica for most career games with multiple TD passes in franchise history (47)... (11/15) vs. Den.: Started at left tackle and was part of an offensive line that helped the Raiders total over 200 rushing yards for the second time this season, while also recording four rushing TDs... (11/22) vs. KC: Started at right tackle and was part of an offensive line that allowed Carr to surpass 25,000 passing yards for his career, joining QB Russell Wilson

as the only players in NFL history with 25,000 passing yards and fewer than 70 INTs in their first seven seasons...Also helped surrender zero sacks on the day...(11/29) at **Atl.**: Started at right tackle and helped the offense total 243 yards...(12/6) at **NYJ**: Saw action along an offensive line that allowed Carr to pass for 381 yards and three TDs...(1/3/21) at **Den.**: Appeared exclusively on special teams in the win.

2019: Appeared in 11 games with three starts in his second season in the NFL...Was part of an offensive line that helped pave the way for the Raiders' first 1,000-yard rookie rusher in franchise history and allowed the eighth-fewest sacks (29) in the NFL...(9/9) vs. **Den.**: Appeared on both offense and special teams in the win...(9/15) vs. **KC**: Appeared in a reserve role on the offensive line...(9/22) at **Min.**: Saw action on both offense and special teams...(10/20) at **GB**: Saw action in a reserve role on offense and helped RB Josh Jacobs record a career-high 124 rushing yards in the contest...(11/17) vs. **Cin.**: Saw action in a reserve role on both offense and special teams...(11/24) at **NYJ**: Appeared exclusively on special teams...(12/1) at **KC**: Saw action on both offense and special teams...(12/8) vs. **Ten.**: Started at right tackle and helped paved the way for 356 yards of offense...(12/15) vs. **Jac.**: Started at tackle and helped pave the way for 180 yards of total offense in the first quarter, the most yards in a first quarter for the Raiders at home since Week 7 of 2006...(12/22) at **LAC**: Started at right tackle and was part of an offensive line that helped QB Derek Carr finish with an 86.7 completion percentage, his highest of the season, and a passer rating of 118.2...(12/29) at **Den.**: Appeared in a reserve role, exclusively on special teams.

2018: Appeared in 15 games with 12 starts at right tackle during his rookie season with the Silver and Black...(9/10) vs. **LAR**: Saw limited action exclusively on special teams in his NFL debut...(9/16) at **Den.**: Appeared on special teams...(9/30) vs. **Cle.**: Filled in at right tackle due to injuries on the line...Helped pave the way for the Raiders run game as RB Marshawn Lynch recorded 130 rushing yards, the seventh most of his career...Allowed QB Derek Carr to record 437 passing yards, the second most of his career, with four TDs...Helped the Raiders offense produce two 100-yard receivers, one 100-yard rusher and one 400-yard passer for the first time in franchise history since the 1970 AFL merger...(10/7) at **LAC**: Made his first career start at right tackle...(10/14) vs. **Sea.**: Started at right tackle in the contest...(10/28) vs. **Ind.**: Started at right tackle, helping the line post their first clean sheet of the season...Helped pave the way as Carr recorded three passing TDs and his first career rushing TD...(11/1) at **SF**: Started at right tackle in the contest...(11/11) vs. **LAC**: Helped the run game total 100-plus yards (114) for the fifth time this season...(11/18) at **Ari.**: Started at right tackle in the win, paving the way for 152 rushing yards...Helped Carr finish with a passer rating of 100.5 as he orchestrated the 15th fourth-quarter comeback of his career...(11/25) at **Bal.**: Started at right tackle in the contest...(12/2) vs. **KC**: Paved the way for a season-high 171 rushing yards and 442 total net yards...(12/9) vs. **Pit.**: Started at right tackle, helping Carr throw for 322 yards as he set a new franchise record for most consecutive games without an INT with eight straight...(12/16) at **Cin.**: Started at right tackle in the contest...(12/24) vs. **Den.**: Started at right tackle in the win, helping RB Doug Martin surpass 100 yards on the ground for the first time on the season...Part of an offensive line that surrendered just one sack in the contest, while helping Carr extend his INT-less streak to 325 passes over 10 games, which marked the longest active streak in the NFL at the time...(12/30) at **KC**: Started at right tackle in the contest, helping Martin record 100 rushing yards to mark his second consecutive game with 100-or-more yards on the ground.

COLLEGE: Played four seasons at North Carolina A&T, starting all 48 games of his career at left tackle...Never missed a start throughout his career...Was a three-time FCS All-American at left tackle (2015-17)...Named the Mid-Eastern Athletic Conference Offensive Lineman of the Year for three straight years from 2015-17...Was a four-time All-MEAC selection in each season, including a first-team selection in his last three seasons...Never surrendered a sack in his career and was only called for seven penalties...Helped the Aggies lead the MEAC in rushing offense for three straight seasons from 2015-17...Started all 12 games at left tackle as a senior...Named the MEAC Offensive Lineman of the Year...Named to the FCS All-American First Team and the All-MEAC First Team...Earned MEAC Offensive Lineman of the Week eight times...Finished in the Top-10 in voting for the Walter Payton Award that recognizes the best offensive player in FCS...Helped the Aggies rank first in the conference in total first downs, rushing offense, scoring offense, fewest sacks allowed, passing offense and total offense...Started all 12 games as a junior...Named the MEAC Offensive Lineman of the Year...Named to the FCS All-American First Team and the All-MEAC First Team...Earned MEAC Offensive Lineman of the Week five times...Helped the Aggies produce the No. 1 total offense, rushing offense and third-rated passing offense in the conference...Part of an offensive line that allowed the fewest sacks and paved the way as RB Tarik Cohen set the single-season school rushing record (1,583 yards) and QB Lamar Raynard set a school record for single-season completion percentage (64.6)...Started all 12 games at left tackle as a sophomore...Named the MEAC Offensive Lineman of the Year...Named to the FCS All-American First Team and the All-MEAC First Team...Was the first Aggie to win MEAC Offensive Lineman of the Year since 2001...Started all 12 games as a true freshman...Named to the All-MEAC Third Team...Majoring in electrical engineering.

PERSONAL: Attended A.L. Brown High School in Kannapolis, N.C. ...Ranked the 46th prospect in the state by Max Preps...Father, Curtis, was an offensive lineman at North Carolina...Sister, Jasmine, played for the women's basketball team at NC A&T.

ADDITIONAL STATISTICS: Miscellaneous tackles – 2 in 2018, 1 in 2020; NFL Totals: 3.

BRANDON PARKER'S GAMES PLAYED/STARTED

Year	Team	GP	GS
2018	Oakland	15	12
2019	Oakland	11	3
2020	Las Vegas	11	4
2021	Las Vegas	17	13
2022	Las Vegas	0	0
Totals		54	32
POSTSEASON			
2021	Las Vegas	1	1
Totals		1	1



ISAIAH POLA-MAO

20

POSITION: Safety
HT/WT: 6-4/205
ACQUIRED: UDFA-'22
BORN: 6/30/99

NFL SEASON: 2
RAIDERS SEASON: 2
COLLEGE: USC
HOMETOWN: Phoenix, Ariz.

TRANSACTIONS: Signed by Las Vegas Raiders as an undrafted free agent, May 12, 2022.

2022: Played in 11 games during his rookie season and totaled 15 tackles (11 solo), one sack and two tackles for loss... Spent Weeks 4-9 on the practice squad... Added five tackles (three) on special teams...(9/11) at LAC: Inactive...(9/18) vs. Ari.: Saw action on special teams...(9/25) at Ten.: Played on special teams...(11/13) vs. Ind.: Appeared on special teams...(11/20) at Den.: Recorded four tackles (three)...(11/27) at Sea.: Saw action on defense...(12/4) vs. LAC: Tallied five tackles, one sack and one tackle for loss...(12/8) at LAR: Recorded two tackles on defense... Added two stops (one) on special teams...(12/18) vs. NE: Posted one tackle on defense and appeared on special teams...(12/24) at Pit.: Recorded one tackle on special teams...(1/1/23) vs. SF: Recorded one tackle on defense... Added two tackles on special teams...(1/7/23) vs. KC: Recorded two tackles, including one for loss.

COLLEGE: Played four years at USC, playing in 32 games with 29 starts... Career totals include 178 tackles (129 solo), nine tackles for loss, five INTs, four fumble recoveries and one forced fumble... As a senior, played in 11 games with nine starts... Served as a co-captain... Ranked third on the team with 57 tackles (41) and had one fumble recovery... As a junior, started all six games and ranked third on the team with 40 tackles (19)... Posted 2.5 tackles for loss, five passes defended, a team-high three fumble recoveries and one INT... Tabbed for honorable mention All-Pac-12 honors, named second-team All-Pac-12 by the Associated Press and third-team All-Pac-12 by Pro Football Focus... Served as a captain... As a sophomore, played in 13 games with 12 starts... Racked up 73 tackles (45), 5.5 tackles for loss, 1.5 sacks and a team-leading four INTs... Recorded INTs in three-straight games... Named USC's Co-Defensive Perimeter Player of the Year... As a redshirt freshman, played in two games before missing the remainder of the season due to injury... Started first two games of collegiate career, posting eight tackles (four) and one pass defended.

PERSONAL: Attended Mountain Pointe High School in Phoenix, Ariz. ... As a senior, played wide receiver and safety... Named 2016 PrepStar All-American, Max Preps All-American First Team, Tacoma News-Tribune Western-100, Orange County Register Fab-15 Second Team, USA Today All-Arizona First Team and All-East Valley Tribune Defensive Player of the Year... Credited with 100 tackles, 10 INTs for three TDs, 18 passes defended and two forced fumbles... Also had 28 receptions for 646 yards and nine TDs... As a junior, named USA Today All-Arizona First Team... Notched 98 tackles and four INTs... Also caught 27 passes for 435 yards with five TDs... As a sophomore, named USA Today All-Arizona First Team after recording 35 tackles and seven INTs... Also played basketball and ran truck... Father, Tracey, played football at San Diego State and professionally in the Arena Football League... Uncle, Troy Polamalu, was inducted into the Pro Football Hall of Fame in 2020... Great uncle, Kennedy Polamalu, is currently the Raiders' running backs coach.

ADDITIONAL STATISTICS: Special teams tackles – 5 in 2022. NFL Totals: 5.

SINGLE-GAME HIGHS: TACKLES: Total – 5, 12/4/22 vs. LAC. Solo – 5, 12/4/22 vs. LAC. Sacks – 1, 5, 12/4/22 vs. LAC.

ISAIAH POLA-MAO'S CAREER STATISTICS

Year	Team	GP	GS	TACKLES					INTERCEPTIONS				FUMBLES				
				Total	Solo	Asst.	Sacks	Yds.	No.	Yds.	Lg.	TD	PD	FF	FR	Yds.	
2022	Las Vegas	11	0	15	11	4	1.0	9.0	0	0	-	0	0	0	0	0	0
Totals		11	0	15	11	4	1.0	9.0	0	0	-	0	0	0	0	0	0

ISAIAH POLA-MAO GAME-BY-GAME

2022, LAS VEGAS (6-11)

Date	Opp.	W/L	GP/GS	TACKLES					INTERCEPTIONS				FUMBLES				
				Total	Solo	Asst.	Sacks	Yds.	No.	Yds.	Lg.	TD	PD	FF	FR	Yds.	
9/11	at LAC	L		(INACTIVE)													
9/18	Ari.	L	1/0	0	0	0	0.0	0.0	0	0	-	0	0	0	0	0	0
9/25	at Ten.	L	1/0	0	0	0	0.0	0.0	0	0	-	0	0	0	0	0	0
10/2	Den.	W		(PRACTICE SQUAD)													
10/10	at KC	L		(PRACTICE SQUAD)													
10/23	Hou.	W		(PRACTICE SQUAD)													
10/30	at NO	L		(PRACTICE SQUAD)													
11/6	at Jac.	L		(PRACTICE SQUAD)													
11/13	Ind.	L	1/0	0	0	0	0.0	0.0	0	0	-	0	0	0	0	0	0
11/20	at Den.	W	1/0	4	3	1	0.0	0.0	0	0	-	0	0	0	0	0	0
11/27	at Sea.	W	1/0	0	0	0	0.0	0.0	0	0	-	0	0	0	0	0	0
12/4	LAC	W	1/0	5	5	0	1.0	9.0	0	0	-	0	0	0	0	0	0
12/8	at LAR	L	1/0	2	0	2	0.0	0.0	0	0	-	0	0	0	0	0	0
12/18	NE	W	1/0	1	0	1	0.0	0.0	0	0	-	0	0	0	0	0	0
12/24	at Pit.	L	1/0	0	0	0	0.0	0.0	0	0	-	0	0	0	0	0	0
1/1/23	SF	L	1/0	1	1	0	0.0	0.0	0	0	-	0	0	0	0	0	0
1/7/23	KC	L	1/0	2	2	0	0.0	0.0	0	0	-	0	0	0	0	0	0
Totals			17/0	15	11	4	1.0	9.0	0	0	-	0	0	0	0	0	0



HUNTER RENFROW

13

POSITION: Wide Receiver
HT/WT: 5-10/185
ACQUIRED: D5-'19
BORN: 12/21/95

NFL SEASON: 5
RAIDERS SEASON: 5
COLLEGE: Clemson
HOMETOWN: Myrtle Beach, S.C.

TRANSACTIONS: Selected by Oakland Raiders in the fifth round (149th overall) of the 2019 NFL Draft, April 27, 2019.

CAREER: Elusive receiver enters his fifth year with the Silver and Black...In 2022, played in 10 games with one start and totaled 36 receptions for 330 yards and two TDs...Had one of the most productive seasons by a receiver in club history in 2021, becoming just the third player in franchise history to record 100-plus receptions in a single season, with his 103 catches ranking second-most by a Raiders wide receiver, earning his first Pro Bowl selection... Also became just the second wide receiver to record both 100-plus receptions and 1,000-plus receiving yards in a single season... Appeared in 16 contests in 2020 and made six starts, compiling 56 receptions for 656 yards and two TDs...Became the sixth player in franchise history to record 500 receiving yards in each of his first two seasons...In 2019, appeared in 13 games with four starts, totaling 49 receptions for 605 yards and four TDs...Career totals include 56 games played with 20 starts, totaling 244 receptions for 2,629 yards and 17 TDs...Has also recorded 70 punt returns for 680 yards.

AT A GLANCE

- Earned his first Pro Bowl selection in 2021 after becoming just the third player in franchise history to record 100-plus receptions in a single season, with his 103 catches ranking second-most by a Raiders wide receiver.
- In 2020, his 11.5 yards per punt return ranked second in the NFL among all qualifying players and he became just the sixth player in club history to record 500 receiving yards in each of his first two seasons.
- Became just the eighth player since 2000 who was drafted in the fifth round or later to record at least 600 receiving yards and four TD receptions as a rookie in 2019.

2022: Appeared in 10 games with one start...Spent five weeks on the Reserve/Injured List and was inactive for two contests...Finished with 36 receptions for 330 yards and two TDs...Returned 11 punts for 74 yards...**(9/11) at LAC:** Made his only start of the season and recorded three receptions for 21 yards...Returned two punts for four yards...**(9/18) vs. Ari.:** Finished with a season-high seven receptions for 59 yards before exiting the game with a concussion...**(10/10) vs. KC:** Recorded four catches for 25 yards...**(10/23) vs. Hou.:** Recorded three receptions for 55 yards...**(10/30) at NO:** Posted one catch for six yards...**(11/6) at Jac.:** Recorded three receptions for 26 yards and returned three punts for 29 yards...**(12/18) vs. NE:** Posted one catch for 14 yards and returned three punts for 20 yards...**(12/24) at Pit.:** Finished with four receptions for 42 yards and returned one punt for 13 yards...Registered his first TD-catch of the season...**(11/23) vs. SF:** Recorded three receptions for 19 yards...**(11/23) vs. KC:** Recorded a season-high 63 yards on seven receptions...Recorded his second TD of the season and registered his 11th game of his career with 7-or-more receptions.



2021: Appeared in 17 games with nine starts, earning his first Pro Bowl selection...Recorded career highs with 103 receptions for 1,038 yards and nine TDs...Totaled 31 punts returns for 33 yards (9.8 avg)...His 9.8 punt return averaged ranked fourth in the NFL...Became just the third player in franchise history to record 100-plus receptions in a single season, with his 103 catches ranking second-most by a Raiders wide receiver...Also became just the second wide receiver to record both 100-plus receptions and 1,000-plus receiving yards in a single season...**(9/13) vs. Bal.:** Recorded six receptions for 70 yards in the season opener...**(9/19) at Pit.:** Finished with five receptions for 57 yards in the win...Also returned two punts for 26 yards...**(9/26) vs. Mia.:** Tied the team-high five receptions for 77 yards with one TD in the win...**(10/4) at LAC:** Led the team with six receptions for 45 yards with one TD...**(10/10) vs. Chi.:** Led the team with six receptions for 56 yards...**(10/17) at Den.:** Recorded three receptions for 36 yards and one punt return for five yards...**(10/24) vs. Phi.:** Led the team with seven receptions for 58 yards in the win...**(11/7) at NYG:** Started and tied a game-high seven receptions for 49 yards with one touchdown...**(11/14) vs. KC:** Led the team with seven receptions and finished with 46 yards and one TD...**(11/21) vs. Cin.:** Recorded four receptions for 30 yards and added one carry for five yards...Also returned two punts for 23 yards...**(11/25) at Dal.:** Registered career highs in receptions (eight) and receiving yards (134)...**(12/5) vs. Was.:** Recorded nine receptions for 102 yards with a 28-yard long...**(12/12) at KC:** Finished with a career-high 13 receptions for 117 yards with one TD...**(12/20) at Cle.:** Totaled three receptions for 32 yards in the win...Returned four punts for 31 yards with a 29-yard long...**(12/26) vs. Den.:** Finished with three receptions for 40 yards with one TD...Became just the third Raiders wide receiver to record 90-plus catches in a season, joining WRs Tim Brown and Jerry Rice...**(1/2/22) at Ind.:** Recorded seven receptions for 76 yards with one TD in the win...His 76 receiving yards brings his season total to 1,025 yards, becoming the first Raiders wide receiver to eclipse 1,000-plus since WR Michael Crabtree in 2016...Also returned three punts for 64 yards...**(1/9/22) vs. LAC:** Recorded four receptions for 13 yards with two TDs in the win...**Postseason: (1/15/22) at Cin.:** Led the team with eight receptions for 58 yards.

2020: Appeared in all 16 games for the first time in his career, making six starts...Totalled 56 receptions and 656 yards, adding two TDs... Also returned 23 punts for 265 yards (11.5 avg.)...His career-high average of 11.5 yards per punt return ranked second in the NFL among all qualifying players and stands as the 13th-best mark in franchise history... Became just the sixth player in club history to record 500 receiving yards in each of his first two seasons... Also became just the fourth player in franchise history to surpass 100 receptions in his first two years... **(9/13) at Car.:** Recorded two receptions for 21 yards, while adding two punt returns for 37 yards (18.5 avg.)... **(9/21) vs. NO:** Hauled in three passes for 37 yards in addition to one punt return for five yards... **(9/27) at NE:** Led all receivers in the contest with 84 yards on six receptions (14.0 avg.) and recorded his first TD of the season... **(10/4) vs. Buf.:** Recorded five catches for 57 yards (11.4 avg.) with a 37-yard long... Added one punt return for 16 yards... **(10/11) at KC:** Made one catch for a season-long 42 yards... Also handled punting duties on special teams... **(10/25) vs. TB:** Finished with four receptions for 42 yards... **(11/1) at Cle.:** Finished with four receptions for 26 yards and one TD... Hauled in a 4-yard TD pass from QB Derek Carr, culminating a 15-play, 74-yard drive to give the Raiders a 13-6 lead in the fourth quarter... Added one punt return for 13 yards... **(11/8) at LAC:** Finished with two catches for a team-high 60 yards, including a season-long 53-yard reception on third down that led to a Raiders score... **(11/15) vs. Den.:** Started and recorded two catches for 30 yards... Added three punt returns for 20 yards... **(11/22) vs. KC:** Recorded two receptions for 37 yards (18.5 avg.), while adding two punt returns for 11 yards... **(11/29) at Atl.:** Posted game highs in receptions (seven) and receiving yards (73)... His seven receptions tied a career high... **(12/6) at NYJ:** Started and hauled in four passes for 47 yards... Added two punt returns for 23 yards... **(12/13) vs. Ind.:** Finished with five receptions for 38 yards... Added one punt return for 11 yards... **(12/17) vs. LAC:** Posted one reception for four yards before exiting the game in the third quarter due to a concussion suffered while returning a punt... **(12/26) vs. Mia.:** Finished with five receptions for 34 yards... Registered career highs in punt returns (five), punt return yards (61) and punt return long (32)... Became only the fourth player in franchise history to surpass 100 receptions in his first two seasons... **(1/3/21) at Den.:** Recorded three receptions for 24 yards... Also returned one punt for 21 yards.

2019: Appeared in 13 games with four starts in his rookie campaign...Recorded 49 receptions for 606 yards with four TDs...His 49 catches rank second in franchise history for most receptions by a rookie in a single season...Was just the eighth player since 2000 who was drafted in the fifth round or later to record at least 600 receiving yards and four TD receptions as a rookie...Was one-of-two players to record two TD receptions of at least 50 yards on third down, joining WR DeSean Jackson... Ranked second among all rookie receivers with 16 first-down receptions coming on third down... Ranked seventh among all rookies with 49 receptions... **(9/9) vs. Den.:** Made his NFL debut in the victory, recording two receptions for 13 yards... Also appeared on special teams... **(9/15) vs. KC:** Recorded four receptions for 30 yards... **(9/22) at Min.:** Recorded three receptions for 28 yards in the contest... **(9/29) at Ind.:** Recorded two receptions for 18 yards in the win... **(10/6) vs. Chi.:** Started and recorded one catch for 12 yards... **(10/20) at GB:** Finished the day with two receptions for 14 yards... **(10/27) at Hou.:** Recorded his first career TD on a career-long 65-yard reception... The 65-yard TD reception tied for the fifth-longest TD reception by a Raider rookie since 1970... Finished with 88 yards on four receptions with one TD... **(11/3) vs. Det.:** Scored the game-winning TD with 2:04 remaining on a nine-yard pass from QB Derek Carr, capping a 7-play, 75-yard drive lasting 3:12... Finished with a team-high six receptions for 54 yards with one TD... **(11/7) vs. LAC:** Tied for the team lead with four receptions for 42 yards in the primetime victory... **(11/17) vs. Cin.:** Tied for the team lead with five receptions for 66 yards (13.2 avg.) with a 27-yard long... **(11/24) at NYJ:** Started in the contest, recording three receptions for 31 yards... **(12/22) at LAC:** Finished with 107 yards on seven receptions (15.3 avg.) with one TD... Recorded his first career 100-yard receiving game, becoming the first Raiders rookie wide receiver since 2015 to record 100 receiving yards in a contest (last: Amari Cooper - 120; Dec. 20, 2015 vs. GB)... Added three punt returns for 33 yards (11.0 avg.)... **(12/29) at Den.:** Finished with 102 yards on six receptions (17.0 avg.) with one TD... Recorded consecutive 100-yard receiving contests for the first time in his career and became the first Raiders rookie to accomplish the feat since 2015... Surpassed TE Zach Miller for second-most receptions (49) in franchise history by a rookie in a single season.

COLLEGE: Four-year starter who appeared in 55 games during his career at Clemson (2015-18)... A two-time third-team All-ACC selection, Burlsworth Trophy winner, Bobby Bowden Award winner and a permanent team captain...His 47 starts were the most by a receiver in school history... Left Clemson ranked fifth in receptions (186) and 11th in receiving yards (2,133)... In 2018, started in all 15 contests... Won the Burlsworth Trophy, given to college football's most outstanding player who began career as a walk-on... Earned third-team All-ACC honors... Tallied 49 receptions for 544 yards with one TD... In 2017, started 13 games, posting 60 receptions for 602 yards with three TDs... Earned his first All-ACC Third Team selection... Ranked 10th in the ACC in receptions (60) and ninth in receptions per game (4.3)... In 2016, shared the Hustle Award on offense with T Mitch Hyatt... Appeared in 11 games, missing four games due to injury... Compiled 44 receptions for 495 yards and a six TDs... In 2015, saw his first action with the Tigers, starting 10 contests... Finished fifth on the team with 33 receptions for 492 yards and five TDs... His 14.9 yards per reception was third-best on the team... Shared Co-Offensive Player of the Game honors with Watson after grabbing seven passes for 88 yards, including two TDs in the National Championship against Alabama... Redshirted as a freshman in 2014... Majored in economics.

PERSONAL: Attended Socastee High School in Myrtle Beach, S.C. ... Was a dual-threat quarterback and ranked as a two-star recruit by Rivals.com... Also played baseball... Was rated as the No. 6 outfielder in South Carolina by Diamond Prospects... Father, Tim, played defensive back at Wofford... His brother, Cole, played tight end for Clemson in 2017.

SINGLE-GAME HIGHS: RECEIVING: Receptions - 13, 12/12/21 at KC. Yards - 134, 11/25/21 at Dal. Long - 65t, 10/27/19 at Hou. Touchdowns - 2, 1/9/22 vs. LAC. RETURNS: Punt - 5, 12/26/20 vs. Mia. Yards - 64, 1/2/22 at Ind. Long - 41, 1/2/22 at Ind.

HUNTER RENFLOW'S CAREER STATISTICS

Year	Team	RECEIVING								RUSHING					TOTAL OFFENSE
		GP	GS	Rec.	Yds.	Avg.	Lg.	TD	Att.	Yds.	Avg.	Lg.	TD		
2019	Oakland	13	4	49	605	12.3	65t	4	0	0	-	-	0	605	
2020	Las Vegas	16	6	56	656	11.7	53	2	0	0	-	-	0	656	
2021	Las Vegas	17	9	103	1,038	10.1	54	9	3	3	1.0	5	0	1,041	
2022	Las Vegas	10	1	36	330	9.2	27	2	0	0	-	-	0	330	
Totals		56	20	244	2629	10.8	65t	17	3	3	1.0	5	0	2,632	
POSTSEASON															
2021	Las Vegas	1	0	8	58	7.3	16	0	0	0	0.0	0	0	58	
Totals		1	0	8	58	7.3	16	0	0	0	0.0	0	0	58	

HUNTER RENFROW GAME-BY-GAME

2022, LAS VEGAS (6-11)

Date	Opp.	W/L	GP/GS	RECEIVING					RUSHING					TOTAL OFFENSE
				Rec.	Yds.	Avg.	Lg.	TD	Att.	Yds.	Avg.	Lg.	TD	
9/11	at LAC	L	1/1	3	21	7.0	9	0	0	0	-	-	0	21
9/18	Ari.	L	1/0	7	59	8.4	20	0	0	0	-	-	0	59
9/25	at Ten.	L		(INACTIVE - CONCUSSION)										
10/2	Den.	W		(INACTIVE - CONCUSSION)										
10/10	at KC	L	1/0	4	25	6.3	9	0	0	0	-	-	0	25
10/23	Hou.	W	1/0	3	55	18.3	27	0	0	0	-	-	0	55
10/30	at NO	L	1/0	1	6	6.0	6	0	0	0	-	-	0	6
11/6	at Jac.	L	1/0	3	26	8.7	14	0	0	0	-	-	0	26
11/13	Ind.	L		(RESERVE/INJURED LIST - OBLIQUE)										
11/20	at Den.	W		(RESERVE/INJURED LIST - OBLIQUE)										
11/27	at Sea.	W		(RESERVE/INJURED LIST - OBLIQUE)										
12/4	LAC	W		(RESERVE/INJURED LIST - OBLIQUE)										
12/8	at LAR	L		(RESERVE/INJURED LIST - OBLIQUE)										
12/18	NE	W	1/0	1	14	14.0	14	0	0	0	-	-	0	14
12/24	at Pit.	L	1/0	4	42	10.5	14t	1	0	0	-	-	0	42
1/1/23	SF	L	1/0	3	19	6.3	12	0	0	0	-	-	0	19
1/7/23	KC	L	1/0	7	63	9.0	16	1	0	0	-	-	0	63
Totals			10/1	36	330	9.2	27	2	0	0	-	-	0	330

2021, LAS VEGAS (10-7)

Date	Opp.	W/L	GP/GS	RECEIVING					RUSHING					TOTAL OFFENSE
				Rec.	Yds.	Avg.	Lg.	TD	Att.	Yds.	Avg.	Lg.	TD	
9/13	Bal.	W	1/0	6	70	11.7	27	0	0	0	-	-	0	70
9/19	at Pit.	W	1/0	5	57	11.4	23	0	0	0	-	-	0	57
9/26	Mia.	W	1/0	5	77	15.4	25	1	0	0	-	-	0	77
10/4	at LAC	L	1/1	6	45	7.5	12	1	0	0	-	-	0	45
10/10	Chi.	L	1/1	6	56	9.3	17	0	0	0	-	-	0	56
10/17	at Den.	W	1/0	3	36	12.0	25	0	0	0	-	-	0	36
10/24	Phi.	W	1/0	7	58	8.3	16	0	0	0	-	-	0	58
11/7	at NYG	L	1/1	7	49	7.0	20	1	0	0	-	-	0	49
11/14	KC	L	1/0	7	46	6.6	15	1	0	0	-	-	0	46
11/21	Cin.	L	1/1	4	30	7.5	9	0	1	5	5.0	5	0	35
11/25	at Dal.	W	1/1	8	134	16.8	54	0	1	2	2.0	2	0	136
12/5	Was.	L	1/1	9	102	11.3	28	0	0	0	-	-	0	102
12/12	at KC	L	1/1	13	117	9.0	19	1	0	0	-	-	0	117
12/20	at Cle.	W	1/0	3	32	10.7	13	0	0	0	-	-	0	32
12/26	Den.	W	1/1	3	40	13.3	18	1	0	0	-	-	0	40
1/2/22	at Ind.	W	1/1	7	76	10.9	24	1	0	0	-	-	0	76
1/9/22	LAC	W	1/0	4	13	3.3	12t	2	1	-4	-4.0	-4	0	9
Totals			17/9	103	1038	10.1	54	9	3	3	1.0	5	0	1,041
POSTSEASON														
1/15/22	at Cin.	L	1/0	8	58	7.3	16	0	0	0	-	-	0	58
Totals			1/0	8	58	7.3	16	0	0	0	-	-	0	58

HUNTER RENFROW GAME-BY-GAME

2020, LAS VEGAS (8-8)

Date	Opp.	W/L	GP/GS	RECEIVING					RUSHING					TOTAL OFFENSE
				Rec.	Yds.	Avg.	Lg.	TD	Att.	Yds.	Avg.	Lg.	TD	
9/13	at Car.	W	1/0	2	21	10.5	11	0	0	0	-	-	0	21
9/21	NO	W	1/0	3	37	12.3	17	0	0	0	-	-	0	37
9/27	at NE	L	1/0	6	84	14.0	26	1	0	0	-	-	0	84
10/4	Buf.	L	1/0	5	57	11.4	37	0	0	0	-	-	0	57
10/11	at KC	W	1/0	1	42	42.0	42	0	0	0	-	-	0	42
10/25	TB	L	1/0	4	42	10.5	15	0	0	0	-	-	0	42
11/1	at Cle.	W	1/1	4	26	6.5	11	1	0	0	-	-	0	26
11/8	at LAC	W	1/1	2	60	30.0	53	0	0	0	-	-	0	60
11/15	Den.	W	1/1	2	30	15.0	25	0	0	0	-	-	0	30
11/22	KC	L	1/1	2	37	18.5	21	0	0	0	-	-	0	37
11/29	at Atl.	L	1/0	7	73	10.4	19	0	0	0	-	-	0	73
12/6	at NYJ	W	1/1	4	47	11.8	18	0	0	0	-	-	0	47
12/13	Ind.	L	1/0	5	38	7.6	13	0	0	0	-	-	0	38
12/17	LAC	L	1/0	1	4	4.0	4	0	0	0	-	-	0	4
12/26	Mia.	L	1/1	5	34	6.8	12	0	0	0	-	-	0	34
1/3/21	at Den.	W	1/0	3	24	8.0	14	0	0	0	-	-	0	24
Totals			16/6	56	656	11.7	53	2	0	0	-	-	0	656

2019, LAS VEGAS (7-9)

Date	Opp.	W/L	GP/GS	RECEIVING					RUSHING					TOTAL OFFENSE
				Rec.	Yds.	Avg.	Lg.	TD	Att.	Yds.	Avg.	Lg.	TD	
9/9	Den.	W	1/0	2	13	6.5	10	0	0	0	-	-	0	13
9/15	KC	L	1/0	4	30	7.5	11	0	0	0	-	-	0	30
9/22	at Min.	L	1/0	3	28	9.3	12	0	0	0	-	-	0	28
9/29	at Ind.	W	1/0	2	18	9.0	10	0	0	0	-	-	0	18
10/6	Chi.	W	1/1	1	12	12.0	12	0	0	0	-	-	0	12
10/20	at GB	L	1/0	2	14	7.0	10	0	0	0	-	-	0	14
10/27	at Hou.	L	1/0	4	88	22.0	65t	1	0	0	-	-	0	88
11/3	Det.	W	1/0	6	54	9.0	17	1	0	0	-	-	0	54
11/7	LAC	W	1/0	4	42	10.5	14	0	0	0	-	-	0	42
11/17	Cin.	W	1/0	5	66	13.2	27	0	0	0	-	-	0	66
11/24	at NYJ	L	1/1	3	31	10.3	11	0	0	0	-	-	0	31
12/1	at KC	L												(INACTIVE - RIBS)
12/8	Ten.	L												(INACTIVE - RIBS)
12/15	Jac.	L												(INACTIVE - RIBS)
12/22	at LAC	W	1/1	7	107	15.3	56t	1	0	0	-	-	0	107
12/29	at Den.	L	1/1	6	102	17.0	39	1	0	0	-	-	0	102
Totals			13/4	49	605	12.3	65t	4	0	0	-	-	0	605



AMIK ROBERTSON

21

POSITION: Cornerback
HT/WT: 5-9/183
ACQUIRED: D4b-'20
BORN: 7/6/98

NFL SEASON: 4
RAIDERS SEASON: 4
COLLEGE: Louisiana Tech
HOMETOWN: Thibodaux, La.

TRANSACTIONS: Selected by Las Vegas Raiders in the fourth round (139th overall) of the 2020 NFL Draft, April 25, 2020.

CAREER: Enters fourth season with the Raiders after being selected by the team in the fourth round of the 2020 NFL Draft...In 2022, set career highs in tackles (38), sacks (one), interceptions (two), passes defended (nine), forced fumbles (one) and fumble recoveries (one)...In 2021, appeared in 10 games and made two starts, recording 18 tackles (four)...As a rookie in 2020, played in eight games and posted four tackles (three)...Has played in 36 career games with nine starts and totaled 60 tackles (46 solo), two tackles for loss, one sack, two interceptions, nine passes defended, one forced fumble and one fumble recovery returned for a touchdown.

AT A GLANCE

- In 2022, set career highs in tackles (38), sacks (one), interceptions (two), passes defended (nine), forced fumbles (one) and fumble recoveries (one).
- Has played in 36 career games with nine starts over three seasons with the Raiders.
- Started 38 games over his career with Louisiana Tech (2017-19) and compiled 184 tackles (138), 23 tackles for loss, four sacks and 14 INTs, including three returned for TDs.

2022: Played in 17 games with seven starts and recorded 38 tackles, one sack, two INTs, nine passes defended, one forced fumble and one fumble recovery returned for a TD...Finished tied for first on the team in interceptions (two) and passes defended (nine)...**(9/11) at LAC:** Appeared on defense and special teams...**(9/18) vs. Ari:** Finished with four tackles and one pass defended...Registered his first-career INT...**(9/25) at Ten:** Tallied one tackle and one pass defended...**(10/2) vs. Den:** Finished with three tackles (two) and one fumble recovery, which he returned 68 yards for a TD...**(10/10) at KC:** Recorded three tackles (two)...**(10/23) vs. Hou:** Posted one tackle...**(10/30) at NO:** Recorded two tackles...**(11/6) at Jac:** Started at cornerback...**(11/13) vs. Ind:** Compiled six tackles (three), one pass defended and one forced fumble...**(11/20) at Den:** Appeared on defense and special teams...**(11/27) at Sea:** Saw action at cornerback...**(12/4) vs. LAC:** Finished with five tackles (three) and one pass defended...**(12/8) at LAR:** Tallied three tackles and one sack...**(12/18) vs. NE:** Recorded one tackle and a career-high three passes defended...**(12/24) at Pit:** Registered four tackles (three)...**(1/1/23) vs. SF:** Totaled two tackles, one INT and one pass defended...Marked his team-leading second INT on the season...**(1/7/23) vs. KC:** Recorded three tackles, one tackle for loss and one pass defended.

2021: Appeared in 10 games with two starts, recording 18 tackles (four solo)...Inactive for six games...**(9/13) vs. Bal:** Saw limited action on special teams...**(9/19) at Pit:** Appeared in a reserve role on defense, while seeing extensive action and recording one stop on special teams...**(9/26) vs. Mia:** Recorded one tackle in the overtime win...**(10/4) at LAC:** Registered a career-high seven tackles (six)...**(10/10) vs. Chi:** Made his first career start as the defense opened in nickel...Finished second on the team with seven tackles (five), tying his career best...**(10/17) at Den:** Made second-straight start at nickel corner...Recorded three tackles (two)...**(11/21) vs. Cin:** Returned to action and appeared on special teams...**(11/25) at Dal:** Appeared in a reserve role both on defense and special teams...**(12/5) vs. Was:** Inactive...**(12/20) at Cle:** Appeared in a limited role on special teams...**(12/26) vs. Den:** Saw limited action on special teams...**Postseason:** **(1/15/22) at Cin:** Inactive for AFC Wild Card Game.

2020: Appeared in eight contests and totaled four tackles (three solo)...Made his NFL debut in Week 4...Was inactive for five games and did not play in two contests...**(9/13) at Car:** Active but did not play...**(10/4) vs. Buf:** Made his NFL debut and finished with a season-high two tackles (one)...**(10/11) at KC:** Recorded one tackle on defense...Also appeared on special teams...**(10/25) vs. TB:** Saw limited action on special teams...**(11/1) at Cle:** Saw limited action on both defense and special teams...**(11/8) at LAC:** Recorded one tackle on defense...Also appeared on special teams...**(11/22) vs. KC:** Saw limited action on defense...**(11/29) at Atl:** Active but did not play...**(12/6) at NYJ:** Saw action on defense and special teams...**(12/13) vs. Ind:** Active but did not play...**(12/17) vs. LAC:** Appeared on special teams.

COLLEGE: Played three seasons for Louisiana Tech (2017-19), starting in all 38 contests and compiling 184 tackles (138 solo), including 23 for loss, four sacks, 14 INTs including three returned for TDs, 48 passes defended, two forced fumbles and two fumble recoveries...His 48 passes defended ranked second among active players...Earned All-American honors and was recognized as All-Conference USA three times...As a junior in 2019, was named All-American First Team by the Football Writers Association of America and Pro Football Focus while garnering second-team honors from the Associated Press and The Athletic...Was named the Louisiana Sports Writers Association's Defensive Player of the Year and first-team All-Conference USA after starting all 12 games and registering 60 tackles (44), eight tackles for loss, one sack, five INTs, including two returned for TDs, a career-high 21 passes defended, one forced fumble and one fumble recovery...As a sophomore in 2018, started in all 13 games and tallied 61 tackles (44) including 7.5 for loss, one sack, a team-best four INTs and 16 passes defended, one forced fumble and one fumble recovery...Named first-team All-Conference USA and first-team All-Louisiana...As a freshman in 2017, started all 13 contests and posted a career-high 63 stops (50), including 7.5 for loss, a career-high two sacks, five INTs including one returned for a TD and 11 passes defended...Earned FWAA Freshman All-American honors and was recognized on the Conference USA All-American team, while also being named second-team All-Conference USA and second-team All-Louisiana.

PERSONAL: Attended Thibodaux (La.) High School...Garnered all-state honors and was named All-District and All-Region MVP as a senior...Lettered in football and track in each of his four years of high school.

ADDITIONAL STATISTICS: Special teams tackles – 1 in 2021.

SINGLE-GAME HIGHS: TACKLES: Total – 7, two times, last: 10/10/21 vs. Chi. Solo – 6, 10/4/21 at LAC. Passes Defended – 3, 12/18/22 vs. NE. Forced Fumbles – 1, 11/13/22 vs. Ind. Fumble Recoveries – 1, 10/2/22 vs. Den. Interceptions – 1, two times; last: 1/1/23 vs. SF.

AMIK ROBERTSON'S CAREER STATISTICS

Year	Team	GP	GS	TACKLES					INTERCEPTIONS					FUMBLES			
				Total	Solo	Asst.	Sacks	Yds.	No.	Yds.	Lg.	TD	PD	FF	FR	Yds.	
2020	Las Vegas	9	0	4	3	1	0.0	0.0	0	0	-	0	0	0	0	0	0
2021	Las Vegas	10	2	18	14	4	0.0	0.0	0	0	-	0	0	0	0	0	
2022	Las Vegas	17	7	38	29	9	1.0	1.0	2	7	7	0	9	1	1	68	
Totals		36	9	60	46	14	1.0	1.0	2	7	7	0	9	1	1	68	
POSTSEASON																	
2021	Las Vegas	0	0	0	0	0	0.0	0.0	0	0	-	0	0	0	0	0	
Totals		0	0	0	0	0	0.0	0.0	0	0	-	0	0	0	0	0	

AMIK ROBERTSON GAME-BY-GAME

2022, LAS VEGAS (6-11)

Date	Opp.	W/L	GP/GS	TACKLES					INTERCEPTIONS					FUMBLES		
				Total	Solo	Asst.	Sacks	Yds.	No.	Yds.	Lg.	TD	PD	FF	FR	Yds.
9/11	at LAC	L	1/0	0	0	0	0.0	0.0	0	0	-	0	0	0	0	0
9/18	Ari.	L	1/1	4	4	0	0.0	0.0	1	7	7	0	1	0	0	0
9/25	at Ten.	L	1/0	1	1	0	0.0	0.0	0	0	-	0	1	0	0	0
10/2	Den.	W	1/1	3	2	1	0.0	0.0	0	0	-	0	0	0	1	68
10/10	at KC	L	1/1	3	2	1	0.0	0.0	0	0	-	0	0	0	0	0
10/23	Hou.	W	1/0	1	1	0	0.0	0.0	0	0	-	0	0	0	0	0
10/30	at NO	L	1/0	2	1	1	0.0	0.0	0	0	-	0	0	0	0	0
11/6	at Jac.	L	1/1	0	0	0	0.0	0.0	0	0	-	0	0	0	0	0
11/13	Ind.	L	1/0	6	3	3	0.0	0.0	0	0	-	0	1	1	0	0
11/20	at Den.	W	1/0	0	0	0	0.0	0.0	0	0	-	0	0	0	0	0
11/27	at Sea.	W	1/0	0	0	0	0.0	0.0	0	0	-	0	0	0	0	0
12/4	LAC	W	1/0	5	3	2	0.0	0.0	0	0	-	0	1	0	0	0
12/8	at LAR	L	1/0	3	3	0	0.0	0.0	0	0	-	0	0	0	0	0
12/18	NE	W	1/0	1	1	0	0.0	0.0	0	0	-	0	3	0	0	0
12/24	at Pit.	L	1/1	4	3	1	0.0	0.0	0	0	-	0	0	0	0	0
1/1/23	SF	L	1/1	2	2	0	1.0	0.0	1	0	-	0	1	0	0	0
1/7/23	KC	L	1/1	3	3	0	0.0	0.0	0	0	-	0	1	0	0	0
Totals			17/7	38	29	9	1.0	0.0	2	7	7	0	9	1	1	68

2021, LAS VEGAS (10-7)

Date	Opp.	W/L	GP/GS	TACKLES					INTERCEPTIONS					FUMBLES			
				Total	Solo	Asst.	Sacks	Yds.	No.	Yds.	Lg.	TD	PD	FF	FR	Yds.	
9/13	Bal.	W	1/0	0	0	0	0.0	0.0	0	0	-	0	0	0	0	0	
9/19	at Pit.	W	1/0	0	0	0	0.0	0.0	0	0	-	0	0	0	0	0	
9/26	Mia.	W	1/0	1	1	0	0.0	0.0	0	0	-	0	0	0	0	0	
10/4	at LAC	L	1/0	7	6	1	0.0	0.0	0	0	-	0	0	0	0	0	
10/10	Chi.	L	1/1	7	5	2	0.0	0.0	0	0	-	0	0	0	0	0	
10/17	at Den.	W	1/1	3	2	1	0.0	0.0	0	0	-	0	0	0	0	0	
10/24	Phi.	W					(INACTIVE)										
11/7	at NYG	L					(INACTIVE)										
11/14	KC	L					(INACTIVE)										
11/21	Cin.	L	1/0	0	0	0	0.0	0.0	0	0	-	0	0	0	0	0	
11/25	at Dal.	W	1/0	0	0	0	0.0	0.0	0	0	-	0	0	0	0	0	
12/5	Was.	L					(INACTIVE)										
12/12	at KC	L					(INACTIVE)										
12/20	at Cle.	W	1/0	0	0	0	0.0	0.0	0	0	-	0	0	0	0	0	
12/26	Den.	W	1/0	0	0	0	0.0	0.0	0	0	-	0	0	0	0	0	
1/2/22	at Ind.	W					(INACTIVE)										
1/9/22	LAC	W					(INACTIVE)										
Totals			10/2	18	14	4	0.0	0.0	0	0	-	0	0	0	0	0	
POSTSEASON																	
1/15/22	at Cin.	L					(INACTIVE)										
Totals			0/0	0	0	0	0.0	0.0	0	0	-	0	0	0	0	0	

AMIK ROBERTSON GAME-BY-GAME

2020, LAS VEGAS (8-8)

Date	Opp.	W/L	GP/GS	TACKLES					INTERCEPTIONS					FUMBLES			
				Total	Solo	Asst.	Sacks	Yds.	No.	Yds.	Lg.	TD	PD	FF	FR	Yds.	
9/13	at Car.	W	1/0	0	0	0	0.0	0.0	0	0	-	0	0	0	0	0	0
9/21	NO	W		(INACTIVE)													
9/27	at NE	L		(INACTIVE)													
10/4	Buf.	L	1/0	2	1	1	0.0	0.0	0	0	-	0	0	0	0	0	0
10/11	at KC	W	1/0	1	1	0	0.0	0.0	0	0	-	0	0	0	0	0	0
10/25	TB	L	1/0	0	0	0	0.0	0.0	0	0	-	0	0	0	0	0	0
11/1	at Cle.	W	1/0	0	0	0	0.0	0.0	0	0	-	0	0	0	0	0	0
11/8	at LAC	W	1/0	1	1	0	0.0	0.0	0	0	-	0	0	0	0	0	0
11/15	Den.	W		(INACTIVE)													
11/22	KC	L	1/0	0	0	0	0.0	0.0	0	0	-	0	0	0	0	0	0
11/29	at Atl.	L		(DID NOT PLAY)													
12/6	at NYJ	W	1/0	0	0	0	0.0	0.0	0	0	-	0	0	0	0	0	0
12/13	Ind.	L		(DID NOT PLAY)													
12/17	LAC	L	1/0	0	0	0	0.0	0.0	0	0	-	0	0	0	0	0	0
12/26	Mia.	L		(INACTIVE)													
1/3/21	at Den.	W		(INACTIVE)													
Totals			9/0	4	3	1	0.0	0.0	0	0	-	0	0	0	0	0	0



DUKE SHELLEY

23

POSITION: Cornerback
HT/WT: 5-8/183
ACQUIRED: UFA-'23 (Min.)
BORN: 10/8/96

NFL SEASON: 5
RAIDERS SEASON: 1
COLLEGE: Kansas State
HOMETOWN: Decatur, Ga.

TRANSACTIONS: Selected by Chicago Bears in the sixth round (205th overall) of the 2019 NFL Draft, April 27, 2019...Waived by Bears, Aug. 31, 2022...Signed by Minnesota Vikings to practice squad, Sept. 6, 2022...Signed by Vikings to active roster, Nov. 12, 2022...Signed by Las Vegas Raiders as an unrestricted free agent, March 23, 2023.

CAREER: Enters his fifth season in the NFL and first with the Raiders...Originally entered the NFL as a sixth-round pick (205th overall) by the Chicago Bears in 2019 and spent three seasons with the club (2019-21) before spending one season with the Minnesota Vikings (2022)...Last season, played in 11 games with a career-high five starts and recorded 30 tackles (22 solo), his first career interception and a career-high eight passes defended...In 2021, appeared in 10 games with four starts, totaling 35 tackles and three passes defended...In 2020, played in 11 games with two starts and recorded 15 tackles and one pass defended...Played in nine games as a rookie in 2019...Career totals include 41 games played with 11 starts, totaling 80 tackles (58), one interception and 12 passes defended... Has appeared in two postseason contests and made one start, recording seven tackles (five) and two passes defended.

AT A GLANCE

- Has played in 41 career games with 11 starts and totaled 80 tackles (58 solo), 12 passes defended and one interception.
- Originally entered the NFL as a sixth-round pick (205th overall) by the Chicago Bears and spent three seasons with the club (2019-21) before spending one season with the Minnesota Vikings (2022).
- Last season with Minnesota, played in 11 games with a career-high five starts and recorded 30 tackles (22), his first career interception and a career-high eight passes defended.

2022 (WITH MIN.): Played in 11 games with five starts after signing to the active roster in Week 9...Spent six games on the practice squad...Totalled 30 tackles (22 solo), his first career interception and a career-high eight passes defended...Added four tackles on special teams...(11/13) at Buf.: Registered one pass defended and one tackle on special teams...(11/24) vs. NE: Made his first start with the Vikings and recorded six tackles (four) and one pass defended...(12/4) vs. NYJ: Totalled four tackles (one) and two passes defended...(12/11) at Det.: Recorded two tackles...(12/17) vs. Ind.: Notched three tackles (two solo) and two passes defended...(12/24) vs. NYG: Recorded a career-high nine tackles...(1/1/23) at GB: Finished with three tackles (two) and one pass defended...(1/8/23) at Chi.: Registered his first career interception...Added three tackles (two) and one pass defended...Postseason: (1/15/23) vs. NYG: Started at cornerback and recorded six tackles (four) and one pass defended.

2021 (WITH CHI.): Appeared in 10 games with four starts...Recorded 35 tackles (28 solo) and three passes defended...Added two tackles on special teams...(9/19) vs. Cin.: Recorded six tackles (five)...(9/26) at Cle.: Notched six tackles (three)...(10/3) vs. Det.: Recorded five tackles and one pass defended...(10/10) at LV: Posted three tackles (two)...(10/24) at TB: Totalled three tackles and one pass defended...(11/8) at Pit.: Finished with five tackles and one pass defended...Added two special teams tackles...(11/21) vs. Bal.: Recorded two tackles...(12/26) at Sea.: Logged four tackles (three).

2020 (WITH CHI.): Played in 11 games with two starts...Recorded 15 tackles (nine solo), one pass defended and one special teams tackle...(11/8) at Ten.: Posted one tackle on special teams...(11/29) at GB: Recorded one tackle...(12/13) vs. Hou: Notched three tackles (two) and one pass defended...(12/20) at Min.: Recorded a season-high seven tackles (four)...(12/27) at Jac.: Logged three tackles (two)...(1/3/21) vs. GB: Posted one tackle...Postseason: (1/10/21) at NO: Recorded one tackle and one pass defended.

2019 (WITH CHI.): Appeared in nine games as a reserve in his rookie season...Inactive for Weeks 5-12.

COLLEGE: Played four years at Kansas State (2015-18) and started 37 games...Compiled 165 tackles (153 solo), seven tackles for loss, one sack, 39 passes defended, eight interceptions, one forced fumble and one fumble recovery...Tied for fourth in school history in career interceptions returned for a touchdown (two)...As a senior in 2018, recorded 33 tackles (32), one tackle for loss, three interceptions and nine passes defended...Named second team All-Big 12 by the coaches and first team All-Big 12 by Pro Football Focus...As a junior in 2017, started all 12 games and finished with 56 tackles, four tackles for loss, one sack, two interceptions and one forced fumble...Ranked fourth in the conference with 13 passes defended...Earned honorable mention All-Big 12...Played in 11 games with 10 starts as a sophomore, totaling 48 tackles, three interceptions and four passes defended...As a freshman in 2015, played in eight games and recorded 28 tackles, one tackle for loss, seven passes defended and one forced fumble.

PERSONAL: Attended Tucker (Ga.) High School...Helped the Tigers to a 10-3 record and an appearance in the state playoffs...Named to the Georgia High School Association (GHSA) All-Region 2-AAAAAA...Earned honorable mention all-state selection by the Atlanta Journal-Constitution in 2014...Recorded two interceptions and scored three touchdowns on special teams returns as a senior...Also had six interceptions as a junior.

ADDITIONAL STATISTICS: Special Teams Tackles – 1 in 2020, 2 in 2021, 1 in 2022; NFL Totals: 4.

SINGLE-GAME HIGHS: TACKLES: Total – 9, 12/24/22 vs. NYG. Solo – 9, 12/24/22 vs. NYG. Passes Defended – 2, two times; last: 12/17/22 vs. Ind. Interceptions – 1, 1/8/23 at Chi.

DUKE SHELLEY'S CAREER STATISTICS

Year	Team	GP	GS	TACKLES					INTERCEPTIONS				FUMBLES				
				Total	Solo	Asst.	Sacks	Yds.	No.	Yds.	Lg.	TD	PD	FF	FR	Yds.	
2019	Chicago	9	0	0	0	0	0.0	0.0	0	0	-	0	0	0	0	0	0
2020	Chicago	11	2	15	8	7	0.0	0.0	0	0	-	0	1	0	0	0	0
2021	Chicago	10	4	35	28	7	0.0	0.0	0	0	-	0	3	0	0	0	0
2022	Minnesota	11	5	30	22	8	0.0	0.0	1	0	0	0	8	0	0	0	0
Totals		41	11	80	58	22	0.0	0.0	1	0	0	0	12	0	0	0	0
POSTSEASON																	
2020	Chicago	1	0	1	1	0	0.0	0.0	0	0	-	0	1	0	0	0	0
2022	Minnesota	1	1	6	4	2	0.0	0.0	0	0	-	0	1	0	0	0	0
Totals		2	1	7	5	2	0.0	0.0	0	0	-	0	2	0	0	0	0

DUKE SHELLEY GAME-BY-GAME

2022, MINNESOTA (13-4)

Date	Opp.	W/L	GP/GS	TACKLES					INTERCEPTIONS				FUMBLES				
				Total	Solo	Asst.	Sacks	Yds.	No.	Yds.	Lg.	TD	PD	FF	FR	Yds.	
9/11	GB	W		(PRACTICE SQUAD)													
9/19	at Phi.	L	1/0	0	0	0	0.0	0.0	0	0	-	0	0	0	0	0	0
9/25	Det.	W	1/0	0	0	0	0.0	0.0	0	0	-	0	0	0	0	0	0
10/2	at NO	W		(PRACTICE SQUAD)													
10/9	Chi.	W		(PRACTICE SQUAD)													
10/16	at Mia.	W		(PRACTICE SQUAD)													
10/30	Ari.	W		(PRACTICE SQUAD)													
11/6	at Was.	W		(PRACTICE SQUAD)													
11/13	at Buf.	W	1/0	0	0	0	0.0	0.0	0	0	-	0	1	0	0	0	0
11/20	Dal.	L	1/0	0	0	0	0.0	0.0	0	0	-	0	0	0	0	0	0
11/24	NE	W	1/1	6	4	2	0.0	0.0	0	0	-	0	1	0	0	0	0
12/4	NYJ	W	1/0	4	1	3	0.0	0.0	0	0	-	0	2	0	0	0	0
12/11	at Det.	L	1/0	2	2	0	0.0	0.0	0	0	-	0	0	0	0	0	0
12/17	Ind.	W	1/1	3	2	1	0.0	0.0	0	0	-	0	2	0	0	0	0
12/24	NYG	W	1/1	9	9	0	0.0	0.0	0	0	-	0	0	0	0	0	0
1/123	at GB	L	1/1	3	2	1	0.0	0.0	0	0	-	0	1	0	0	0	0
1/8/23	at Chi.	W	1/1	3	2	1	0.0	0.0	1	0	0	0	1	0	0	0	0
Totals			11/5	30	22	8	0.0	0.0	1	0	0	0	8	0	0	0	0
POSTSEASON																	
1/15/23	NYG	L	1/1	6	4	2	0.0	0.0	0	0	-	0	1	0	0	0	0
Totals			1/1	6	4	2	0.0	0.0	0	0	-	0	1	0	0	0	0

2021, CHICAGO (6-11)

Date	Opp.	W/L	GP/GS	TACKLES					INTERCEPTIONS				FUMBLES				
				Total	Solo	Asst.	Sacks	Yds.	No.	Yds.	Lg.	TD	PD	FF	FR	Yds.	
9/12	at LAR	L		(INACTIVE)													
9/19	Cin.	W	1/1	6	5	1	0.0	0.0	0	0	-	0	0	0	0	0	0
9/26	at Cle.	L	1/0	6	3	3	0.0	0.0	0	0	-	0	0	0	0	0	0
10/3	Det.	W	1/0	5	5	0	0.0	0.0	0	0	-	0	1	0	0	0	0
10/10	at LV	W	1/1	3	2	1	0.0	0.0	0	0	-	0	0	0	0	0	0
10/17	GB	L	1/0	0	0	0	0.0	0.0	0	0	-	0	0	0	0	0	0
10/24	at TB	L	1/1	3	3	0	0.0	0.0	0	0	-	0	1	0	0	0	0
10/31	SF	L	1/0	1	0	1	0.0	0.0	0	0	-	0	0	0	0	0	0
11/8	at Pit.	L	1/0	5	5	0	0.0	0.0	0	0	-	0	1	0	0	0	0
11/21	Bal.	L	1/0	2	2	0	0.0	0.0	0	0	-	0	0	0	0	0	0
11/25	at Det.	W		(RESERVE/INJURED LIST - HAMSTRING)													
12/5	Ari.	L		(RESERVE/INJURED LIST - HAMSTRING)													
12/12	at GB	L		(RESERVE/INJURED LIST - HAMSTRING)													
12/20	Min.	L		(RESERVE/INJURED LIST - HAMSTRING)													
12/26	at Sea.	W	1/1	4	3	1	0.0	0.0	0	0	-	0	0	0	0	0	0
1/2/22	NYG	W		(INACTIVE - FOOT)													
1/9/22	at Min.	L		(INACTIVE - FOOT)													
Totals			10/4	35	28	7	0.0	0.0	0	0	-	0	3	0	0	0	0


DUKE SHELLEY GAME-BY-GAME

2020, CHICAGO (8-8)

Date	Opp.	W/L	GP/6S	TACKLES					INTERCEPTIONS				FUMBLES					
				Total	Solo	Asst.	Sacks	Yds.	No.	Yds.	Lg.	TD	PD	FF	FR	Yds.		
9/13	at Det.	W				(INACTIVE)												
9/20	NYG	W				(INACTIVE)												
9/27	at Atl.	W				(INACTIVE)												
10/4	Ind.	L	1/0	0	0	0	0.0	0.0	0	0	-	0	0	0	0	0	0	
10/8	TB	W	1/0	0	0	0	0.0	0.0	0	0	-	0	0	0	0	0	0	
10/18	at Car.	W				(INACTIVE)												
10/26	at LAR	L	1/0	0	0	0	0.0	0.0	0	0	-	0	0	0	0	0	0	
11/1	NO	L				(INACTIVE)												
11/8	at Ten.	L	1/0	0	0	0	0.0	0.0	0	0	-	0	0	0	0	0	0	
11/16	Min.	L	1/0	0	0	0	0.0	0.0	0	0	-	0	0	0	0	0	0	
11/29	at GB	L	1/0	1	0	1	0.0	0.0	0	0	-	0	0	0	0	0	0	
12/6	Det.	L	1/0	0	0	0	0.0	0.0	0	0	-	0	0	0	0	0	0	
12/13	Hou.	W	1/0	3	2	1	0.0	0.0	0	0	-	0	1	0	0	0	0	
12/20	at Min.	W	1/1	7	4	3	0.0	0.0	0	0	-	0	0	0	0	0	0	
12/27	at Jac.	W	1/0	3	1	2	0.0	0.0	0	0	-	0	0	0	0	0	0	
1/3/21	GB	L	1/1	1	1	0	0.0	0.0	0	0	-	0	0	0	0	0	0	
Totals			11/2	15	8	7	0.0	0.0	0	0	-	0	1	0	0	0	0	
POSTSEASON																		
1/10/21	at NO	L	1/0	1	1	0	0.0	0.0	0	0	-	0	1	0	0	0	0	
Totals			1/0	1	1	0	0.0	0.0	0	0	-	0	1	0	0	0	0	

2019, CHICAGO (8-8)

Date	Opp.	W/L	GP/6S	TACKLES					INTERCEPTIONS				FUMBLES				
				Total	Solo	Asst.	Sacks	Yds.	No.	Yds.	Lg.	TD	PD	FF	FR	Yds.	
9/5	GB	L	1/0	0	0	0	0.0	0.0	0	0	-	0	0	0	0	0	0
9/15	at Den.	W	1/0	0	0	0	0.0	0.0	0	0	-	0	0	0	0	0	0
9/23	at Was.	W	1/0	0	0	0	0.0	0.0	0	0	-	0	0	0	0	0	0
9/29	Min.	W	1/0	0	0	0	0.0	0.0	0	0	-	0	0	0	0	0	0
10/6	at Oak.	L				(INACTIVE)											
10/20	NO	L				(INACTIVE)											
10/27	LAC	L				(INACTIVE)											
11/3	at Phi.	L				(INACTIVE)											
11/10	Det.	W				(INACTIVE)											
11/17	at LAR	L				(INACTIVE)											
11/24	NYG	W				(INACTIVE)											
11/28	at Det.	W	1/0	0	0	0	0.0	0.0	0	0	-	0	0	0	0	0	0
12/5	Dal.	W	1/0	0	0	0	0.0	0.0	0	0	-	0	0	0	0	0	0
12/15	at GB	L	1/0	0	0	0	0.0	0.0	0	0	-	0	0	0	0	0	0
12/22	KC	L	1/0	0	0	0	0.0	0.0	0	0	-	0	0	0	0	0	0
12/29	at Min.	W	1/0	0	0	0	0.0	0.0	0	0	-	0	0	0	0	0	0
Totals			9/0	0	0	0	0.0	0.0	0	0	-	0	0	0	0	0	0



CAM SIMS

81

POSITION: Wide Receiver **NFL SEASON:** 5
HT/WT: 6-5/214 **RAIDERS SEASON:** 1
ACQUIRED: UFA-'23 (Was.) **COLLEGE:** Alabama
BORN: 1/6/96 **HOMETOWN:** Monroe, La.

TRANSACTIONS: Signed by Washington as an undrafted free agent on May 2, 2018...Waived by Washington, Aug. 31, 2019...Signed by Washington to practice squad, Sept. 1, 2019...Signed by Washington to active roster from the practice squad, Oct. 2, 2019...Waived by Washington, Oct. 19, 2019...Signed by Washington to practice squad, Oct. 21, 2019...Signed by Washington to active roster from the practice squad, Nov. 16, 2019...Waived by Football Team, Sept. 5, 2020...Signed by Football Team to practice squad, Sept. 6, 2020...Signed by Football Team to active roster from the practice squad, Sept. 22, 2020...Re-signed by Football Team as a restricted free agent, March 24, 2021...Re-signed by Commanders as an unrestricted free agent, March 17, 2022...Signed by Las Vegas Raiders as an undrafted free agent, March 21, 2023.

CAREER: Veteran receiver enters his fifth season in the NFL and his first with the Silver and Black...In 2022, made three starts and saw action in 17 games with the Commanders, tallying eight receptions for 89 yards...Appeared in 14 games in 2021, making three starts and notching 15 receptions for 211 yards and a career-high two touchdowns...In 2020, he played in 16 games and made 10 starts for a total 447 receiving yards on 32 receptions (14.9 avg.) and one touchdown...Appeared in seven games with one start in 2019 and recorded two receptions for 27 yards...Made his NFL debut in 2018 and saw action on special teams...Career totals include 804 yards and three touchdowns made in 17 games started.

AT A GLANCE

- Career totals include 57 receptions for 804 yards (14.1 avg.) and three touchdowns in 55 games played with 17 starts.
- Registered a career-high two touchdowns in 2021 and finished with 15 receptions for 211 yards.
- In 2020, he recorded the most yards in a single season (477) for an undrafted Washington wide receiver since 2010.

2022 (WITH WAS.): Made three starts and saw action in 17 games with the Commanders, tallying eight receptions for 89 yards... (10/9) vs. Ten.: Made his first start of the season, earning seven yards on one catch... (10/30) at Ind.: Started and finished with 16 yards on one reception... (11/14) at Phi.: Made his first start at tight end and hauled in one pass for 17 yards.

2021 (WITH WAS.): Appeared in 14 games, making three starts and notching 15 receptions for 211 yards and a career-high two touchdowns... (11/21) at Car.: Talled 19 yards and a touchdown on two catches... (12/12) vs. Dal.: Notched a season-high 69 yards on three receptions and one touchdown... (12/26) at Dal.: Made his first start at wide receiver on the season and logged 48 yards on four catches.

2020 (WITH WAS.): Played in 16 games and made 10 starts for a total 447 receiving yards on 32 receptions (14.9 avg.) and one touchdown... (10/18) at NYG: Caught his first touchdown pass of the season on a 22-yard reception... (10/25) vs. Dal.: Started in his first game of the season... (11/8) vs. NYG: Recorded his first 100-yard game of the season with 110 yards on three receptions (36.7 avg.).

2019 (WITH WAS.): Appeared in seven games with one start and recorded two receptions for 27 yards... (12/22) vs. NYG: Talled his first catch of the season for 15 yards... (12/29) at Dal.: Started in his first game and tallied one catch for 12 yards.

2018 (WITH WAS.): Made his NFL debut and saw action on special teams... (9/9) at Ari.: Played in his first NFL game on special teams before leaving due to an ankle injury.

COLLEGE: Played collegiately at Alabama from 2014-17, appearing in 53 games for the Crimson Tide... Caught 41 career passes for 467 yards with two touchdowns... Totaled 14 catches for 207 yards and one touchdown in Alabama's national championship season in 2017... Recorded 14 receptions for 152 yards as a junior in 2016... Helped the Tide to a national championship as a sophomore in 2015, catching six passes for 46 yards in 13 games... Played in 12 games as a freshman, catching seven passes for 46 yards and one touchdown.

PERSONAL: Attended Ouachita Parish High School in Monroe, La., where he was a Louisiana Sports Writers Association 5A All-State honorable mention selection in both 2012 and 2013... Caught 39 passes for 948 yards and eight touchdowns as a junior in 2012, averaging 24.3 yards per catch... Was a consensus four-star prospect... Participated in the Under Armour All-American Game... Has one daughter, Kameryn.

ADDITIONAL STATISTICS: Miscellaneous Tackles – 2 in 2020. Fumble Recoveries – 1 in 2020. Special team tackles – 1 in 2019, 4 in 2020, 4 in 2021, 1 in 2022. NFL Totals: 10.

SINGLE-GAME HIGHS: RECEIVING: Receptions – 5, three times, last 1/3/21 at Phi. Yards – 110, 11/8/20 at NYG. Long – 50, 12/27/10 vs. Car. Touchdowns – 1, three times, last 12/12/21 vs. Dal.

CAM SIMS' CAREER STATISTICS

Year	Team	GP	GS	RECEIVING					RUSHING					TOTAL OFFENSE
				Rec.	Yds.	Avg.	Lg.	TD	Att.	Yds.	Avg.	Lg.	TD	
2018	Washington	1	0	0	0	-	-	0	0	0	-	-	0	0
2019	Washington	7	1	2	27	13.5	15	0	0	0	-	-	0	27
2020	Washington	16	10	32	477	14.9	50	1	1	5	5.0	5	0	482
2021	Washington	14	3	15	211	14.1	43t	2	1	7	7.0	7	0	218
2022	Washington	17	3	8	89	11.1	21	0	0	0	-	-	0	89
Totals		55	17	57	804	14.1	50	3	2	12	6.0	7	0	816
POSTSEASON														
2020	Washington	1	1	7	104	14.9	36	0	0	0	-	-	0	104
Totals		1	1	7	104	14.9	36	0	0	0	0.0	0	0	104

CAM SIMS GAME-BY-GAME

2022, WASHINGTON (8-8-1)

Date	Opp.	W/L	GP/GS	RECEIVING					RUSHING					TOTAL OFFENSE
				Rec.	Yds.	Avg.	Lg.	TD	Att.	Yds.	Avg.	Lg.	TD	
9/11	Jac.	W	1/0	0	0	-	-	0	0	0	-	-	0	0
9/18	at Det.	L	1/0	0	0	-	-	0	0	0	-	-	0	0
9/25	Phi.	L	1/0	0	0	-	-	0	0	0	-	-	0	0
10/2	at Dal.	L	1/0	0	0	-	-	0	0	0	-	-	0	0
10/9	Ten.	L	1/1	1	7	7.0	7	0	0	0	-	-	0	7
10/13	at Chi.	W	1/0	1	6	6.0	6	0	0	0	-	-	0	6
10/23	GB	W	1/0	1	12	12.0	12	0	0	0	-	-	0	12
10/30	at Ind.	W	1/1	1	21	21.0	21	0	0	0	-	-	0	21
11/6	Min.	L	1/0	1	12	12.0	12	0	0	0	-	-	0	12
11/14	at Phi.	W	1/1	0	0	-	-	0	0	0	-	-	0	0
11/20	at Hou.	W	1/0	1	17	17.0	17	0	0	0	-	-	0	17
11/27	Atl.	W	1/0	0	0	-	-	0	0	0	-	-	0	0
12/4	at NYG	T	1/0	1	-2	-2.0	-2	0	0	0	-	-	0	-2
12/18	NYG	L	1/0	0	0	-	-	0	0	0	-	-	0	0
12/24	at SF	L	1/0	0	0	-	-	0	0	0	-	-	0	0
1/1/23	Cle.	L	1/0	1	16	16.0	16	0	0	0	-	-	0	16
1/8/23	Dal.	W	1/0	0	0	-	-	0	0	0	-	-	0	0
Totals			17/3	8	89	11.1	21	0	0	0	-	-	0	89

2021, WASHINGTON (7-10)

Date	Opp.	W/L	GP/GS	RECEIVING					RUSHING					TOTAL OFFENSE
				Rec.	Yds.	Avg.	Lg.	TD	Att.	Yds.	Avg.	Lg.	TD	
9/12	LAC	L	1/0	1	17	17.0	17	0	0	0	-	-	0	17
9/16	NYG	W	1/0	0	0	-	-	0	0	0	-	-	0	0
9/26	at Buf.	L	1/0	1	15	15.0	15	0	1	7	7.0	7	0	22
10/3	at Atl.	W	1/0	0	0	-	-	0	0	0	-	-	0	0
10/10	NO	L												
10/17	KC	L												
10/24	at GB	L												
10/31	at Den.	L	1/0	1	20	20.0	20	0	0	0	-	-	0	20
11/14	TB	W	1/0	2	10	5.0	6	0	0	0	-	-	0	10
11/21	at Car.	W	1/0	2	19	9.5	13	1	0	0	-	-	0	19
11/29	Sea.	W	1/0	0	0	-	-	0	0	0	-	-	0	0
12/5	at LV	W	1/0	0	0	-	-	0	0	0	-	-	0	0
12/12	Dal.	L	1/0	3	69	23.0	43t	1	0	0	-	-	0	69
12/21	at Phi.	L	1/0	1	13	13.0	13	0	0	0	-	-	0	13
12/26	at Dal.	L	1/1	0	0	-	-	0	0	0	-	-	0	0
1/2/22	Phi.	L	1/1	4	48	12.0	18	0	0	0	-	-	0	48
1/9/22	at NYG	W	1/1	0	0	-	-	0	0	0	-	-	0	0
Totals			14/13	15	211	14.1	43t	2	1	7	7.0	7	0	218

2020, WASHINGTON (7-9)


Date	Opp.	W/L	GP/GS	RECEIVING					RUSHING					TOTAL OFFENSE
				Rec.	Yds.	Avg.	Lg.	TD	Att.	Yds.	Avg.	Lg.	TD	
9/13	Phi.	W	1/0	0	0	-	-	0	0	0	-	-	0	0
9/20	at Ari.	L	1/0	0	0	-	-	0	0	0	-	-	0	0
9/27	at Cle.	L	1/0	0	0	-	-	0	0	0	-	-	0	0
10/4	Bal.	L	1/0	2	17	8.5	9	0	0	0	-	-	0	17
10/11	LAR	L	1/0	0	0	-	-	0	0	0	-	-	0	0
10/18	at NYG	L	1/0	1	22	22.0	22	1	0	0	-	-	0	22
10/25	Dal.	W	1/1	1	22	22.0	22	0	0	0	-	-	0	22
11/8	NYG	L	1/1	3	110	36.7	45	0	0	0	-	-	0	110
11/15	at Det.	L	1/1	4	54	13.5	19	0	0	0	-	-	0	54
11/22	Cin.	W	1/1	2	20	10.0	12	0	0	0	-	-	0	20
11/26	at Dal.	W	1/1	0	0	-	-	0	0	0	-	-	0	0
12/7	at Pit.	W	1/1	5	92	18.4	31	0	0	0	-	-	0	92
12/13	at SF	W	1/1	1	8	8.0	8	0	1	5	5.0	5	0	13
12/20	Sea.	L	1/1	5	26	5.2	10	0	0	0	-	-	0	26
12/27	Car.	L	1/1	3	63	21.0	50	0	0	0	-	-	0	63
1/3/21	at Phi.	W	1/1	5	43	8.6	16	0	0	0	-	-	0	43
Totals			16/10	32	477	14.9	50	1	1	5	5.0	5	0	482
POSTSEASON														
1/9/21	TB	L	1/1	7	104	14.9	36	0	0	0	-	-	0	104
Totals			1/0	7	104	14.9	36	0	0	0	-	-	0	104

2019, WASHINGTON (3-13)

Date	Opp.	W/L	GP/GS	RECEIVING					RUSHING					TOTAL OFFENSE
				Rec.	Yds.	Avg.	Lg.	TD	Att.	Yds.	Avg.	Lg.	TD	
9/8	at Phi.	L												
9/15	Dal.	L												
9/23	Chi.	L												
9/29	at NYG	L												
10/6	NE	L	1/0	0	0	-	-	0	0	0	-	-	0	0
10/13	at Mia.	W												
10/20	SF	L												
10/24	at Min.	L												
11/3	at Buf.	L												
11/17	NYJ	L	1/0	0	0	-	-	0	0	0	-	-	0	0
11/24	Det.	W												
12/1	at Car.	W	1/0	0	0	-	-	0	0	0	-	-	0	0
12/8	at GB	L	1/0	0	0	-	-	0	0	0	-	-	0	0
12/15	Phi.	L	1/0	0	0	-	-	0	0	0	-	-	0	0
12/22	NYG	L	1/0	1	15	15.0	15	0	0	0	-	-	0	15
12/29	at Dal.	L	1/1	1	12	12.0	12	0	0	0	-	-	0	12
Totals			7/1	2	27	13.5	15	0	0	0	-	-	0	27

2018, WASHINGTON (7-9)

Date	Opp.	W/L	GP/GS	RECEIVING					RUSHING					TOTAL OFFENSE
				Rec.	Yds.	Avg.	Lg.	TD	Att.	Yds.	Avg.	Lg.	TD	
9/9	at Ari.	W	1/0	0	0	-	-	0	0	0	-	-	0	0
9/16	Ind.	L												
9/23	GB	W												
10/8	at NO	L												
10/14	Car.	W												
10/21	Dal.	W												
10/28	at NYG	W												
11/4	Atl.	L												
11/11	at TB	W												
11/18	Hou.	L												
11/22	at Dal.	L												
12/3	at Phi.	L												
12/9	NYG	L												
12/16	at Jac.	W												
12/22	at Ten.	L												
12/30	Phi.	L												
Totals			1/0	0	0	-	-	0	0	0	-	-	0	0



ROBERT SPILLANE

41

POSITION: Linebacker **NFL SEASON:** 5
HT/WT: 6-1/229 **RAIDERS SEASON:** 1
ACQUIRED: UFA-'23 (Pit.) **COLLEGE:** Western Michigan
BORN: 12/14/95 **HOMETOWN:** Oak Park, Ill.

TRANSACTIONS: Signed by Tennessee Titans as an undrafted free agent, May 14, 2018...Waived by Titans, Sept. 1, 2018...Signed by Titans to practice squad, Sept. 2, 2018...Signed by Titans to active roster, Oct. 9, 2018...Waived by Titans, Oct. 29, 2018...Signed by Pittsburgh Steelers as a free agent, Feb. 8, 2019...Waived by Steelers, Aug. 31, 2019...Signed by Steelers to practice squad, Sept. 1, 2019...Signed by Steelers to active roster, Nov. 5, 2019...Re-signed by Steelers as an exclusive rights free agent, March 24, 2021...Re-signed by Steelers as a restricted free agent, April 8, 2022...Signed by Las Vegas Raiders as an unrestricted free agent, March 16, 2023.

CAREER: Veteran linebacker has played in 52 games with 16 starts and compiled 166 tackles (111 solo), 10 tackles for loss, eight passes defended, three sacks, one INT return for TD and one fumble recovery...Added 25 tackles (17) on special teams...In 2022, played in 16 games with five starts and posted career highs in total tackles (77), tackles for loss (four) and passes defended (four)...In 2021, appeared in 14 games with four starts and recorded 45 tackles (23), two tackles for loss and 11 special teams tackles...In 2020, played in 12 games with seven starts and finished with 43 tackles (37), four tackles for loss, four passes defended, three sacks, one interception returned for TD and one fumble recovery...In 2019, played in eight games, primarily on special teams, and registered 10 tackles (seven)...In 2018, was elevated to the Titans' active roster for two games...Has played in two career playoff games and recorded 14 tackles (11).

AT A GLANCE

- Has appeared in 52 games and made 16 starts over his NFL career, totaling 166 tackles (111 solo), 10 tackles for loss, three sacks, eight passes defended, one INT returned for TD and one fumble recovery.
- In 2022, established career highs in games played (16), tackles (77), tackles for loss (four) and passes defended (four).
- His 77 total tackles in 2022 ranked eighth in the NFL among undrafted defenders.

2022 (WITH PIT.): Played in 16 games with five starts at linebacker...Set career highs in games played (16), tackles (77), tackles for loss (four) and passes defended (four)...Recorded five or more total tackles in nine games...(9/11) at Cin.: Recorded five tackles (three) and one sack...(9/18) vs. NE.: Recorded six tackles (three)...Added one tackle on special teams...(9/22) at Cle.: Posted two tackles...(10/2) vs. NYJ: Recorded one tackle...(10/9) at Buf.: Registered a season-high two passes defended...(10/16) vs. TB.: Totaled five tackles and one pass defended...(10/23) at Mia.: Posted three tackles...(10/30) at Phi.: Recorded four tackles (three)...(11/13) vs. NO.: Made his first start at linebacker...Tallied seven tackles (five) and one tackle for loss...(11/20) vs. Cin.: Totaled five tackles, one pass defended, one tackle for loss and one special teams tackle...(12/4) at Atl.: Recorded one tackle...(12/11) vs. Bal.: Posted two tackles...(12/18) at Car.: Registered seven tackles (six) and one tackle for loss...(12/24) vs. LV.: Recorded a season-high 12 tackles (seven)...(1/1/23) at Bal.: Recorded nine tackles (five solo), one tackle for loss...(1/8/23) vs. Cle.: Recorded eight tackles on defense.

2021 (WITH PIT.): Played in 14 games with four start and totaled 45 tackles (23 solo) and two tackles for loss...Finished with a career-high 11 special teams tackles (six)...(9/19) vs. LV.: Finished with 10 tackles (seven) and one tackle for loss...Marked his second career game with 10+ tackles...Added two tackles on special teams...(10/3) at GB.: Posted one tackle on special teams...(10/10) vs. Den.: Recorded two tackles (one)...(10/17) vs. Sea.: Recorded two tackles on defense and one stop on special teams...(10/31) at Cle.: Posted one tackle on defense and one tackle on special teams...(11/14) vs. Det.: Recorded two tackles (one) on special teams...(11/21) at LAC: Notched one tackle on defense...Added one stop on special teams...(11/28) at Cin.: Posted one tackle...(12/19) vs. Ten.: Registered three tackles (one)...Made one tackle on special teams...(12/26) at KC.: Recorded a career-high 13 tackles (five)...(1/3/22) vs. Cle.: Finished with eight tackles (four) and one tackle for loss...(1/9/22) at Bal.: Logged four tackles (three) on defense and added one stop on special teams...Postseason: (1/16/22) at KC.: Started at linebacker and recorded five tackles.

2020 (WITH PIT.): Played in 12 games with seven starts and tallied 43 tackles (37 solo), four tackles for loss, four passes defended, two sacks, one fumble recovery and one INT returned for TD...(9/14) at NYG: Appeared on special teams and recorded one tackle...(10/18) vs. Cle.: Recorded five tackles (four) and one tackle for loss...Added one tackle on special teams tackle...(10/25) at Ten.: Made his first career start at linebacker and recorded three tackles (two)...(11/1) at Bal.: Started at linebacker and registered his first career INT, picking off QB Lamar Jackson at the Steelers' 33-yard line and returning it for a TD...Finished with a season-high 11 tackles (10), one forced fumble and two passes defended...(11/8) at Dal.: Recorded six tackles...(11/15) vs. Cin.: Registered five tackles (four) and his first career sack, a six-yard take-down of QB Joe Burrow...(12/7) vs. Was.: Compiled three tackles (two), one tackle for loss, two passes defended and a nine-yard sack of QB Alex Smith.

2019 (WITH PIT.): Appeared in eight games after starting the season on the team's practice squad...Was a primary contributor on special teams with 10 tackles (seven)...(11/10) vs. LAR: Recorded two tackles on special teams...(11/14) at Cle.: Made one tackle on special teams...(11/24) at Cin.: Recorded a season-high four tackles on special teams...(12/8) at Ari.: Notched two tackles on special teams...(12/29) at Bal.: Posted one tackle on special teams.

2018 (WITH TEN.): Began the season on the Titans' practice squad before signing to the active roster for two games...(10/14) vs. Bal.: Made his NFL debut on special teams...(10/21) at LAC: Appeared on special teams.

COLLEGE: Finished his college career at Western Michigan with 312 tackles, 32.5 tackles for loss, 10 sacks, four interceptions, five passes defended, two fumble recoveries and three forced fumbles...Earned All Mid-American Conference Second Team honors in both his junior and senior seasons...As a senior in 2017, recorded 88 tackles, 11 tackles for loss and 1.5 sacks...Registered four games with 10 or more tackles...As a junior in 2016, lead the team with 105 tackles, nine tackles for loss, two sacks, two forced fumbles and three INTs...Named a four-time MAC West Defensive Player of the Week...As a sophomore in 2015, played in eight games with six starts...Totalled 46 tackles, 5.5 tackles for loss, 1.5 sacks, one forced fumble and two passes defended...Appeared in 13 games with eight starts as a freshman in 2014...Finished fourth on the team in tackles with 67...Added four sacks and 5.5. tackles for loss.

SPILLANE

PERSONAL: Attended Fenwick High School in Oak Park, Ill...Rated as a three-star recruit by ESPN, Rivals and 247Sports...Ranked as 29th best recruit in the state of Illinois...Team advanced to second round of Illinois state playoffs...Registered 13 total TDs as a junior for a total of 1,162 all-purpose yards...Grandfather, John Lattner, won the 1953 Heisman Trophy at Notre Dame...Last name pronounced Spuh-LANE.

ADDITIONAL STATISTICS: Special teams tackles – 10 in 2019, 2 in 2020, 11 in 2021, 2 in 2022; NFL totals: 25.

SINGLE-GAME HIGHS: TACKLES: Total – 13, 12/26/21 at KC. Solo – 10, 11/1/20 at Bal. Passes defended – 2, three times; last: 10/9/22 at Buf. Interceptions – 1, 11/1/20 at Bal. Touchdowns – 1, 11/1/20 at Bal. Fumble Recoveries – 1, 1, 11/1/20 at Bal.

ROBERT SPILLANE'S CAREER STATISTICS

Year	Team	GP	GS	TACKLES					INTERCEPTIONS				FUMBLES				
				Total	Solo	Asst.	Sacks	Yds.	No.	Yds.	Lg.	TD	PD	FF	FR	Yds.	
2018	Tennessee	2	0	0	0	0	0.0	0.0	0	0	-	0	0	0	0	0	0
2019	Pittsburgh	8	0	1	1	0	0.0	0.0	0	0	-	0	0	0	0	0	0
2020	Pittsburgh	12	7	43	37	6	2.0	15.0	1	33	33t	1	4	0	1	0	0
2021	Pittsburgh	14	4	45	23	22	0.0	0.0	0	0	-	0	0	0	0	0	0
2022	Pittsburgh	16	5	77	50	27	1.0	0.0	0	0	-	0	4	0	0	0	0
Totals		52	16	166	111	55	3.0	15.0	1	33	33t	1	8	0	1	0	0
POSTSEASON																	
2020	Pittsburgh	1	1	9	6	3	0.0	0.0	0	0	-	0	0	0	0	0	0
2021	Pittsburgh	1	1	5	5	0	0.0	0.0	0	0	-	0	0	0	0	0	0
Totals		2	2	14	11	3	0.0	0.0	0	0	-	0	0	0	0	0	0

ROBERT SPILLANE GAME-BY-GAME

2022, PITTSBURGH (9-8)

Date	Opp.	W/L	GP/GS	TACKLES					INTERCEPTIONS				FUMBLES				
				Total	Solo	Asst.	Sacks	Yds.	No.	Yds.	Lg.	TD	PD	FF	FR	Yds.	
9/11	at Cin.	W	1/0	5	3	2	1.0	0.0	0	0	-	0	0	0	0	0	0
9/18	NE	L	1/0	6	3	3	0.0	0.0	0	0	-	0	0	0	0	0	0
9/22	at Cle.	L	1/0	2	2	0	0.0	0.0	0	0	-	0	0	0	0	0	0
10/2	NYJ	L	1/0	1	0	1	0.0	0.0	0	0	-	0	0	0	0	0	0
10/9	at Buf.	L	1/0	0	0	0	0.0	0.0	0	0	-	0	2	0	0	0	0
10/16	TB	W	1/0	5	3	2	0.0	0.0	0	0	-	0	1	0	0	0	0
10/23	at Mia.	L	1/0	3	0	3	0.0	0.0	0	0	-	0	0	0	0	0	0
10/30	at Phi.	L	1/0	4	3	1	0.0	0.0	0	0	-	0	0	0	0	0	0
11/13	NO	W	1/1	7	5	2	0.0	0.0	0	0	-	0	0	0	0	0	0
11/20	Cin.	L	1/0	5	2	3	0.0	0.0	0	0	-	0	1	0	0	0	0
11/28	at Ind.	W		(INACTIVE - BACK)													
12/4	at Atl.	W	1/0	1	1	0	0.0	0.0	0	0	-	0	0	0	0	0	0
12/11	Bal.	L	1/0	2	2	0	0.0	0.0	0	0	-	0	0	0	0	0	0
12/18	at Car.	W	1/1	7	6	1	0.0	0.0	0	0	-	0	0	0	0	0	0
12/24	LV	W	1/1	12	7	5	0.0	0.0	0	0	-	0	0	0	0	0	0
1/1/23	at Bal.	W	1/1	9	8	1	0.0	0.0	0	0	-	0	0	0	0	0	0
1/8/23	Cle.	W	1/1	8	5	3	0.0	0.0	0	0	-	0	0	0	0	0	0
Totals			16/5	77	50	27	1.0	0.0	0	0	-	0	4	0	0	0	0

ROBERT SPILLANE GAME-BY-GAME

2021, PITTSBURGH (9-7-1)

Date	Opp.	W/L	GP/GS	TACKLES					INTERCEPTIONS					FUMBLES				
				Total	Solo	Asst.	Sacks	Yds.	No.	Yds.	Lg.	TD	PD	FF	FR	Yds.		
9/12	at Buf.	W																
(INACTIVE)																		
9/19	LV	L	1/1	10	7	3	0.0	0.0	0	0	-	0	0	0	0	0	0	0
9/26	Cin.	L	1/0	0	0	0	0.0	0.0	0	0	-	0	0	0	0	0	0	0
10/3	at GB	L	1/0	0	0	0	0.0	0.0	0	0	-	0	0	0	0	0	0	0
10/10	Den.	W	1/0	2	1	1	0.0	0.0	0	0	-	0	0	0	0	0	0	0
10/17	Sea.	W	1/0	2	0	2	0.0	0.0	0	0	-	0	0	0	0	0	0	0
10/31	at Cle.	W	1/0	1	0	1	0.0	0.0	0	0	-	0	0	0	0	0	0	0
11/8	Chi.	W	1/0	0	0	0	0.0	0.0	0	0	-	0	0	0	0	0	0	0
11/14	Det.	T	1/0	0	0	0	0.0	0.0	0	0	-	0	0	0	0	0	0	0
11/21	at LAC	L	1/0	1	1	0	0.0	0.0	0	0	-	0	0	0	0	0	0	0
11/28	at Cin.	L	1/0	1	1	0	0.0	0.0	0	0	-	0	0	0	0	0	0	0
12/5	Bal.	W																
(RESERVE/COVID-19 LIST)																		
12/9	at Min.	L																
(INACTIVE - KNEE)																		
12/19	Ten.	W	1/0	3	1	2	0.0	0.0	0	0	-	0	0	0	0	0	0	0
12/26	at KC	L	1/1	13	5	8	0.0	0.0	0	0	-	0	0	0	0	0	0	0
1/3/22	Cle.	W	1/1	8	4	4	0.0	0.0	0	0	-	0	0	0	0	0	0	0
1/9/22	at Bal.	W	1/1	4	3	1	0.0	0.0	0	0	-	0	0	0	0	0	0	0
Totals			14/4	45	23	22	0.0	0.0	0	0	-	0	0	0	0	0	0	0
POSTSEASON																		
1/16/22	at KC	L	1/1	5	5	0	0.0	0.0	0	0	-	0	0	0	0	0	0	0
Totals			1/1	5	5	0	0.0	0.0	0	0	-	0	0	0	0	0	0	0

2020, PITTSBURGH (12-4)

Date	Opp.	W/L	GP/GS	TACKLES					INTERCEPTIONS					FUMBLES				
				Total	Solo	Asst.	Sacks	Yds.	No.	Yds.	Lg.	TD	PD	FF	FR	Yds.		
9/14	at NYG	W	1/0	0	0	0	0.0	0.0	0	0	-	0	0	0	0	0	0	0
9/20	Den.	W	1/0	0	0	0	0.0	0.0	0	0	-	0	0	0	0	0	0	0
9/27	Hou.	W	1/0	0	0	0	0.0	0.0	0	0	-	0	0	0	0	0	0	0
10/11	Phi.	W	1/0	0	0	0	0.0	0.0	0	0	-	0	0	0	0	0	0	0
10/18	Cle.	W	1/0	5	4	1	0.0	0.0	0	0	-	0	0	0	0	0	0	0
10/25	at Ten.	W	1/1	3	2	1	0.0	0.0	0	0	-	0	0	0	0	0	0	0
11/1	at Bal.	W	1/1	11	10	1	0.0	0.0	1	33	33t	1	2	0	1	0	0	0
11/8	at Dal.	W	1/1	6	6	0	0.0	0.0	0	0	-	0	0	0	0	0	0	0
11/15	Cin.	W	1/1	5	4	1	1.0	6.0	0	0	-	0	0	0	0	0	0	0
11/22	at Jac.	W	1/1	4	3	1	0.0	0.0	0	0	-	0	0	0	0	0	0	0
12/2	Bal.	W	1/1	6	6	0	0.0	0.0	0	0	-	0	0	0	0	0	0	0
12/7	Was.	L	1/1	3	2	1	1.0	9.0	0	0	-	0	2	0	0	0	0	0
12/13	at Buf.	L																
(RESERVE/INJURED LIST - KNEE)																		
12/21	at Cin.	L																
(RESERVE/INJURED LIST - KNEE)																		
12/27	Ind.	W																
(RESERVE/INJURED LIST - KNEE)																		
1/3/21	at Cle.	L																
Totals			12/7	43	37	6	2.0	15.0	1	33	33t	1	4	0	1	0	0	0
POSTSEASON																		
1/10/21	Cle.	L	1/1	9	6	3	0.0	0.0	0	0	-	0	0	0	0	0	0	0
Totals			1/1	9	6	3	0.0	0.0	0	0	-	0	0	0	0	0	0	0

SPILLANE


ROBERT SPILLANE GAME-BY-GAME

2019, PITTSBURGH (8-8)

Date	Opp.	W/L	GP/GS	TACKLES					INTERCEPTIONS					FUMBLES				
				Total	Solo	Asst.	Sacks	Yds.	No.	Yds.	Lg.	TD	PD	FF	FR	Yds.		
9/8	at NE	L																
9/15	Sea.	L																
9/22	at SF	L																
9/30	Cin.	W																
10/6	Bal.	L																
10/13	at LAC	W																
10/28	Mia.	W																
11/3	Ind.	W																
11/10	LAR	W	1/0	0	0	0	0.0	0.0	0	0	-	0	0	0	0	0	0	0
11/14	at Cle.	L	1/0	0	0	0	0.0	0.0	0	0	-	0	0	0	0	0	0	0
11/24	at Cin.	W	1/0	0	0	0	0.0	0.0	0	0	-	0	0	0	0	0	0	0
12/1	Cle.	W	1/0	0	0	0	0.0	0.0	0	0	-	0	0	0	0	0	0	0
12/8	at Ari.	W	1/0	0	0	0	0.0	0.0	0	0	-	0	0	0	0	0	0	0
12/15	Buf.	L	1/0	0	0	0	0.0	0.0	0	0	-	0	0	0	0	0	0	0
12/22	at NYJ	L	1/0	0	0	0	0.0	0.0	0	0	-	0	0	0	0	0	0	0
12/29	at Bal.	L	1/0	1	1	0	0.0	0.0	0	0	-	0	0	0	0	0	0	0
Totals			8/0	1	1	0	0.0	0.0	0	0	-	0	0	0	0	0	0	0

2018, TENNESSEE (9-7)

Date	Opp.	W/L	GP/GS	TACKLES					INTERCEPTIONS					FUMBLES				
				Total	Solo	Asst.	Sacks	Yds.	No.	Yds.	Lg.	TD	PD	FF	FR	Yds.		
9/9	at Mia.	L																
9/16	Hou.	W																
9/23	at Jac.	W																
9/30	Phi.	W																
10/7	at Buf.	L																
10/14	Bal.	L	1/0	0	0	0	0.0	0.0	0	0	-	0	0	0	0	0	0	0
10/21	at LAC	L	1/0	0	0	0	0.0	0.0	0	0	-	0	0	0	0	0	0	0
11/5	at Dal.	W																
11/11	NE	W																
11/18	at Ind.	L																
11/26	at Hou.	L																
12/2	NYJ	W																
12/6	Jac.	W																
12/16	at NYG	W																
12/22	Was.	W																
12/30	Ind.	L																
Totals			8/6	0	0	0	0.0	0.0	0	0	-	0	0	0	0	0	0	0



RODERIC TEAMER

33

POSITION: Safety
HT/WT: 6-0/205
ACQUIRED: FA-'21
BORN: 5/12/97

NFL SEASON: 4
RAIDERS SEASON: 3
COLLEGE: Tulane
HOMETOWN: New Orleans, La.

TRANSACTIONS: Signed by Los Angeles Chargers as an undrafted free agent, May 10, 2019...Waived by Chargers, Aug. 11, 2020...Signed by Indianapolis Colts as a reserve/future free agent, Jan. 10, 2021...Waived by Colts, May 14, 2021...Signed by Las Vegas Raiders as a free agent, June 3, 2021...Re-signed by Raiders as an exclusive rights free agent, April 11, 2022.

CAREER: Fourth-year safety has played in 34 career games with 11 starts with the Chargers (2019) and Raiders (2021-22)...Career totals include 89 tackles (64 solo), three tackles for loss, one INT, three passes defended and one sack...In 2022, played in a single-season career-high 17 games, making three starts, and posted 35 tackles (23), two tackles for loss and five tackles on special teams...Joined the Raiders in 2021 and immediately contributed on special teams before seeing increased action on defense, including two starts late in the season...Did not play in 2020...As a rookie with the Chargers in 2019, played in seven games with six starts... Totaled first career INT and was credited with 40 tackles (30).

AT A GLANCE

- Played in a single-season career-high 17 games in 2022, making three starts and posting 35 tackles (23 solo), two tackles for loss and five tackles on special teams.
- Played in 10 games with two starts in his first season with the Raiders in 2021 and logged 14 tackles (11), one pass defended and four tackles on special teams.
- Entered the NFL as an undrafted free agent with the Los Angeles Chargers in 2019, playing in seven games with six starts and posting 40 tackles (30) and one INT.
- Played four seasons at Tulane (2015-18), appearing in 46 games and totaling 197 tackles (128 solo), three sacks, three INTs, 15 passes defended, four forced fumbles and one fumble recovery.

2022: Played in a single-season career-high 17 games with three starts in his second season with the Raiders...Totalled 35 total tackles (23 solo), a career-high two tackles for loss and added five special teams tackles...**(9/11) at LAC:** Recorded two tackles on defense and one tackle on special teams...**(9/25) at Ten.:** Tallied a season-high five tackles...**(10/2) vs. Den.:** Recorded one tackle on defense and one special teams tackle...**(10/10) at KC:** Notched one tackle...**(10/23) vs. Hou.:** Saw action on special teams...**(10/30) at NO.:** Played on special teams...**(11/6) at Jac.:** Saw action on special teams...**(11/13) vs. Ind.:** Played on defense and special teams...**(11/20) at Den.:** Combined for five tackles (three) and appeared on special teams...**(11/27) at Sea.:** Finished with three tackles...**(12/4) vs. LAC:** Combined for three tackles (two solo)...**(12/8) at LAR:** Recorded one solo and one assisted tackle on special teams...**(12/18) vs. NE:** Notched three tackles (one)...**(12/24) at Pit.:** Recorded two tackles (one)...**(1/1/23) vs. SF:** Notched four tackles (two), including one tackle for loss...**(1/7/23) vs. KC:** Registered five tackles (four) and one tackle for loss.

2021: Played in 10 games with two starts in first season with the Raiders...Totalled 14 tackles (11 solo) and one pass defended...Also credited with four special teams tackles...Missed three games after being placed on the Reserve/Injured list prior to Week 7...Inactive for first three weeks of the season...**(10/4) at LAC:** Made season debut in a reserve role and recorded two solo tackles...**(10/10) vs. Chi.:** Recorded one tackle on defense and made two stops on special teams...**(10/17) at Den.:** Recorded two solo tackles...**(11/21) vs. Cin.:** Returned to action from Injured Reserve, appearing exclusively on special teams...**(11/25) at Dal.:** Recorded one tackle on special teams...**(12/5) vs. Was.:** Appeared on special teams...**(12/12) at KC:** Saw action exclusively on special teams...**(12/20) at Cle.:** Appeared on both defense and special teams in the win...**(1/2/22) at Ind.:** Made first start of the season and finished with a season-high eight tackles (seven)...**(1/9/22) vs. LAC:** Made second-straight start, assisting on a tackle and registering a pass defended...**Postseason: (1/15/22) at Cin.:** Started at safety and posted five tackles (three) in AFC Wild Card Game.

2020 (WITH LAC): Waived during training camp by the Chargers and did not play during the 2020 season.

2019 (WITH LAC): Appeared in seven games with six starts, totaling 40 tackles (30 solo), one sack, one INT and two passes defended...Was inactive for eight contests...**(9/22) at Det.:** Made his NFL debut, starting at safety and recording seven tackles (six)...**(9/29) at Mia.:** Posted four tackles (two)...**(10/6) vs. Den.:** Set a career high with nine tackles (five)...**(10/13) vs. Pit.:** Recorded five tackles (three)...**(10/20) at Ten.:** Tallied six tackles, one INT and one pass defended...Picked off QB Ryan Tannehill for his first career INT...**(10/27) at Chi.:** Tied a career high with nine tackles (eight), while adding one sack and one pass defended...Registered his first career sack, taking down QB Mitchell Trubisky...**(11/18) vs. KC:** Saw limited action on defense and special teams.

COLLEGE: Played four seasons at Tulane (2015-18), appearing in 46 games and totaling 197 tackles (128 solo), three sacks, three INTs, 15 passes defended, four forced fumbles and one fumble recovery...As a senior, played in 13 games and finished with 72 tackles (45), one sack, one INT, seven passes defended and one forced fumble...Played in 10 games during his junior season, totaling 48 tackles (32), two passes defended, one forced fumble and one fumble recovery...As a sophomore, played in 12 games and totaled 58 tackles (36), two sacks, one INT, two passes defended and one forced fumble...Played in 11 games as a true freshman and tallied 19 tackles (15), one INT, three passes defended and one forced fumble.

PERSONAL: Attended Brother Martin High School in New Orleans, La. ...Helped lead team to two state playoff appearances, including the state semifinals as a senior...Posted 280 tackles during his prep career, earning first-team All-District 9-5A selection in each of his final two seasons...Named first-team All-State and first-team All-Metro as a senior after posting 116 tackles, one sack and two INTs.

ADDITIONAL STATISTICS: Special Teams Tackles – 4 in 2021.

SINGLE-GAME HIGHS: TACKLES: Total – 9, 10/27/19 at Chi. Solo – 8, 10/27/19 at Chi. Interceptions – 1, 10/20/19 at Ten. Passes defended – 1, three times; last: 1/9/22 vs. LAC. Sacks – 1, 10/27/19 at Chi.

RODERIC TEAMER'S CAREER STATISTICS

Year	Team	GP	GS	TACKLES					INTERCEPTIONS				FUMBLES			
				Total	Solo	Asst.	Sacks	Yds.	No.	Yds.	Lg.	TD	PD	FF	FR	Yds.
2019	L.A. Chargers	7	6	40	30	10	1.0	0.0	1	3	3	0	2	0	0	0
2021	Las Vegas	10	2	14	11	3	0.0	0.0	0	0	-	0	1	0	0	0
2022	Las Vegas	17	3	35	23	12	0.0	0.0	0	0	-	0	0	0	0	0
Totals		34	11	89	64	25	1	0	1	3	3	0	3	0	0	0
POSTSEASON																
2021	Las Vegas	1	1	5	3	2	0.0	0.0	0	0	-	0	0	0	0	0
Totals		1	1	5	3	2	0.0	0.0	0	0	-	0	0	0	0	0

RODERIC TEAMER GAME-BY-GAME

2022, LAS VEGAS (6-11)

Date	Opp.	W/L	GP/GS	TACKLES					INTERCEPTIONS				FUMBLES			
				Total	Solo	Asst.	Sacks	Yds.	No.	Yds.	Lg.	TD	PD	FF	FR	Yds.
9/11	at LAC	L	1/0	2	0	2	0.0	0.0	0	0	-	0	0	0	0	0
9/18	Ari.	L	1/0	1	0	1	0.0	0.0	0	0	-	0	0	0	0	0
9/25	at Ten.	L	1/1	5	5	0	0.0	0.0	0	0	-	0	0	0	0	0
10/2	Den.	W	1/0	1	1	0	0.0	0.0	0	0	-	0	0	0	0	0
10/10	at KC	L	1/0	1	1	0	0.0	0.0	0	0	-	0	0	0	0	0
10/23	Hou.	W	1/0	0	0	0	0.0	0.0	0	0	-	0	0	0	0	0
10/30	at NO	L	1/0	0	0	0	0.0	0.0	0	0	-	0	0	0	0	0
11/6	at Jac.	L	1/0	0	0	0	0.0	0.0	0	0	-	0	0	0	0	0
11/13	Ind.	L	1/0	0	0	0	0.0	0.0	0	0	-	0	0	0	0	0
11/20	at Den.	W	1/1	5	3	2	0.0	0.0	0	0	-	0	0	0	0	0
11/27	at Sea.	W	1/0	3	3	0	0.0	0.0	0	0	-	0	0	0	0	0
12/4	LAC	W	1/1	3	2	1	0.0	0.0	0	0	-	0	0	0	0	0
12/8	at LAR	L	1/0	0	0	0	0.0	0.0	0	0	-	0	0	0	0	0
12/18	NE	W	1/0	3	1	2	0.0	0.0	0	0	-	0	0	0	0	0
12/24	at Pit.	L	1/0	2	1	1	0.0	0.0	0	0	-	0	0	0	0	0
1/1/23	SF	L	1/0	4	2	2	0.0	0.0	0	0	-	0	0	0	0	0
1/7/23	KC	L	1/0	5	4	1	0.0	0.0	0	0	-	0	0	0	0	0
Totals			17/3	35	23	12	0.0	0.0	0	0	-	0	0	0	0	0

2021, LAS VEGAS (10-7)

Date	Opp.	W/L	GP/GS	TACKLES					INTERCEPTIONS				FUMBLES			
				Total	Solo	Asst.	Sacks	Yds.	No.	Yds.	Lg.	TD	PD	FF	FR	Yds.
9/13	Bal.	W		(INACTIVE)												
9/19	at Pit.	W		(INACTIVE)												
9/26	Mia.	W		(INACTIVE)												
10/4	at LAC	L	1/0	2	2	0	0.0	0.0	0	0	-	0	0	0	0	0
10/10	Chi.	L	1/0	1	0	1	0.0	0.0	0	0	-	0	0	0	0	0
10/17	at Den.	W	1/0	2	2	0	0.0	0.0	0	0	-	0	0	0	0	0
10/24	Phi.	W		(DID NOT PLAY)												
11/7	at NYG	L		(DID NOT PLAY)												
11/14	KC	L		(DID NOT PLAY)												
11/21	Cin.	L	1/0	0	0	0	0.0	0.0	0	0	-	0	0	0	0	0
11/25	at Dal.	W	1/0	0	0	0	0.0	0.0	0	0	-	0	0	0	0	0
12/5	Was.	L	1/0	0	0	0	0.0	0.0	0	0	-	0	0	0	0	0
12/12	at KC	L	1/0	0	0	0	0.0	0.0	0	0	-	0	0	0	0	0
12/20	at Cle.	W	1/0	0	0	0	0.0	0.0	0	0	-	0	0	0	0	0
12/26	Den.	W		(DID NOT PLAY)												
1/2/22	at Ind.	W	1/0	8	7	1	0.0	0.0	0	0	-	0	0	0	0	0
1/9/22	LAC	W	1/0	1	0	1	0.0	0.0	0	0	-	0	1	0	0	0
Totals			10/2	14	11	3	0.0	0.0	0	0	-	0	1	0	0	0
POSTSEASON																
1/15/22	at Cin.	L	1/1	5	3	2	0.0	0.0	0	0	-	0	0	0	0	0
Totals			1/1	5	3	2	0.0	0.0	0	0	-	0	0	0	0	0

RODERIC TEAMER GAME-BY-GAME

2019, LOS ANGELES CHARGERS (5-11)

Date	Opp.	W/L	GP/GS	Total	TACKLES				Yds.	INTERCEPTIONS				FUMBLES				
					Solo	Asst.	Sacks			No.	Yds.	Lg.	TD	PD	FF	FR	Yds.	
9/8	Ind.	W																
9/15	at Det.	L																
9/22	Hou.	L	1/1	7	6	1	0.0	0.0	0	0	-	0	0	0	0	0	0	0
9/29	at Mia.	W	1/1	4	2	2	0.0	0.0	0	0	-	0	0	0	0	0	0	0
10/6	Den.	L	1/1	9	5	4	0.0	0.0	0	0	-	0	0	0	0	0	0	0
10/13	Pit.	L	1/1	5	3	2	0.0	0.0	0	0	-	0	0	0	0	0	0	0
10/20	at Ten.	L	1/1	6	6	0	0.0	0.0	1	3	3	0	1	0	0	0	0	0
10/27	at Chi.	W	1/1	9	8	1	0.0	0.0	0	0	-	0	1	0	0	0	0	0
11/3	GB	W																
11/7	at Oak.	L																
11/18	KC	L	1/0	0	0	0	0.0	0.0	0	0	-	0	0	0	0	0	0	0
12/1	at Den.	L																
12/8	at Jac.	W																
12/15	Min.	L																
12/22	Oak.	L																
12/29	at KC	L																
Totals			7/6	40	30	10	0.0	0.0	1	3	3	0	2	0	0	0	0	0

RODERIC TEAMER GAME-BY-GAME

2021, LAS VEGAS (10-7)

Date	Opp.	W/L	GP/GS	TACKLES					INTERCEPTIONS					FUMBLES				
				Total	Solo	Asst.	Sacks	Yds.	No.	Yds.	Lg.	TD	PD	FF	FR	Yds.		
9/13	Bal.	W																
9/19	at Pit.	W																
9/26	Mia.	W																
10/4	at LAC	L	1/0	2	2	0	0.0	0.0	0	0	-	0	0	0	0	0	0	0
10/10	Chi.	L	1/0	1	0	1	0.0	0.0	0	0	-	0	0	0	0	0	0	0
10/17	at Den.	W	1/0	2	2	0	0.0	0.0	0	0	-	0	0	0	0	0	0	0
10/24	Phi.	W																
11/7	at NYG	L																
11/14	KC	L																
11/21	Cin.	L	1/0	0	0	0	0.0	0.0	0	0	-	0	0	0	0	0	0	0
11/25	at Dal.	W	1/0	0	0	0	0.0	0.0	0	0	-	0	0	0	0	0	0	0
12/5	Was.	L	1/0	0	0	0	0.0	0.0	0	0	-	0	0	0	0	0	0	0
12/12	at KC	L	1/0	0	0	0	0.0	0.0	0	0	-	0	0	0	0	0	0	0
12/20	at Cle.	W	1/0	0	0	0	0.0	0.0	0	0	-	0	0	0	0	0	0	0
12/26	Den.	W																
1/2/22	at Ind.	W	1/0	8	7	1	0.0	0.0	0	0	-	0	0	0	0	0	0	0
1/9/22	LAC	W	1/0	1	0	1	0.0	0.0	0	0	-	0	1	0	0	0	0	0
Totals			10/2	14	11	3	0.0	0.0	0	0	-	0	1	0	0	0	0	0
POSTSEASON																		
1/15/22	at Cin.	L	1/1	5	3	2	0.0	0.0	0	0	-	0	0	0	0	0	0	0
Totals			1/1	5	3	2	0.0	0.0	0	0	-	0	0	0	0	0	0	0

2019, LOS ANGELES CHARGERS (5-11)

Date	Opp.	W/L	GP/GS	TACKLES					INTERCEPTIONS					FUMBLES				
				Total	Solo	Asst.	Sacks	Yds.	No.	Yds.	Lg.	TD	PD	FF	FR	Yds.		
9/8	Ind.	W																
9/15	at Det.	L																
9/22	Hou.	L	1/1	7	6	1	0.0	0.0	0	0	-	0	0	0	0	0	0	0
9/29	at Mia.	W	1/1	4	2	2	0.0	0.0	0	0	-	0	0	0	0	0	0	0
10/6	Den.	L	1/1	9	5	4	0.0	0.0	0	0	-	0	0	0	0	0	0	0
10/13	Pit.	L	1/1	5	3	2	0.0	0.0	0	0	-	0	0	0	0	0	0	0
10/20	at Ten.	L	1/1	6	6	0	0.0	0.0	1	3	3	0	1	0	0	0	0	0
10/27	at Chi.	W	1/1	9	8	1	0.0	0.0	0	0	-	0	1	0	0	0	0	0
11/3	GB	W																
11/7	at Oak.	L																
11/18	KC	L	1/0	0	0	0	0.0	0.0	0	0	-	0	0	0	0	0	0	0
12/1	at Den.	L																
12/8	at Jac.	W																
12/15	Min.	L																
12/22	Oak.	L																
12/29	at KC	L																
Totals			7/6	40	30	10	0.0	0.0	1	3	3	0	2	0	0	0	0	0



JERRY TILLERY

90

POSITION: Defensive Tackle NFL SEASON: 5
 HT/WT: 6-6/295 RAIDERS SEASON: 2
 ACQUIRED: W-'22 (LAC) COLLEGE: Notre Dame
 BORN: 10/8/96 HOMETOWN: Shreveport, La.

TRANSACTIONS: Selected by Los Angeles Chargers in the first round (28th overall) of the 2019 NFL Draft, April 25, 2019. . . Waived by Chargers, Nov. 11, 2022. . . Claimed via waivers by Las Vegas Raiders, Nov. 14, 2022. . . Re-signed by Raiders as an unrestricted free agent, Mar. 18, 2023.

CAREER: Originally entered the NFL with the Los Angeles Chargers as the team's first round draft pick (28th overall) in the 2019 NFL Draft. . . Has played in 62 career games with 33 starts, totaling 116 tackles (65 solo), 10.5 sacks, 12 tackles for loss, three forced fumbles, one fumble recovery and two passes defended. . . In 2022, played in seven games with the Chargers before joining the Raiders in Week 11 and finished the season with 18 tackles (13), one sack and one forced fumble. . . In 2021, played in 16 games with 15 starts and posted single-season career highs in tackles (51), sacks (4.5) and tackles for loss (six). . . In 2020, played in 16 games with 11 starts and recorded 30 tackles (19), three sacks, three tackles for loss, two forced fumbles and one fumble recovery. . . As a rookie in 2019, played in 17 games with three starts and recorded 17 tackles (nine), two sacks and three tackles for loss.

2022 (WITH LAC AND LV): Played seven games with the Chargers before joining the Raiders in Week 11. . . Totaled 18 tackles (13 solo), one sack and one forced fumble. . . (9/15) at KC: Posted two tackles (one). . . (9/25) vs. Jac.: Recorded two tackles. . . (10/2) at Hou.: Totaled one tackle and his second career strip sack, bringing down Texans QB Davis Mills in the fourth quarter. . . (10/9) at Cle.: Posted one tackle. . . (10/17) vs. Den.: Recorded one tackle. . . (10/23) vs. Sea.: Registered one tackle. . . (11/20) at Den.: Logged one tackle. . . (12/4) vs. LAC: Started on defense and posted two tackles. . . (12/8) at LAR: Started on defense and logged two tackles. . . (12/18) vs. NE: Made his third consecutive start on defense and collected two tackles. . . (12/24) at Pit.: Recorded one tackle. . . (1/1/23) vs. SF: Started and posted one tackle. . . (1/7/23) vs. KC: Recorded one tackle.

2021 (WITH LAC): Played in 16 games with 15 starts and posted single-season career highs in tackles (51), sacks (4.5), tackles for loss (six) and quarterback hits (14). . . (9/19) vs. DAL: Posted a career-high seven tackles (four solo) and recorded a half sack. . . (9/26) at KC: Logged two tackles, including one for loss. . . (10/4) vs. LV: Talled three tackles (one), one sack and one tackle for loss. . . (10/10) vs. Cle.: Posted six tackles (two). . . (10/17) at Bal.: Notched one tackle. . . (10/31) vs. NE: Compiled four tackles (three) and one sack. . . (11/7) at Phi.: Registered four tackles (one). . . (11/14) vs. Min: Posted three tackles (two). . . (11/28) at Den.: Recorded two tackles (one). . . (12/5) at Cin.: Logged one tackle. . . (12/12) vs. NYG: Notched five tackles (one). . . (12/16) vs. KC: Logged three tackles (two). . . (12/26) at Hou.: Talled four tackles (two) and one sack. . . (1/2/22) vs. Den.: Registered one sack to bring his season total to a career-high 4.5 sacks. . . (1/9/22) at LV: Recorded two tackles (one).

2020 (WITH LAC): Played in 16 games with 11 starts, posting 30 tackles (19 solo), three sacks, three tackles for loss, 14 quarterback hits, two forced fumbles and one fumble recovery. . . Led the Chargers with two forced fumbles. . . (9/13) at Cin.: Talled two tackles, one tackle for loss and one sack. . . (9/20) vs. KC: Recorded one tackle and logged a season-high three quarterback hits on Chiefs QB Patrick Mahomes. . . Blocked one extra point attempt. . . (9/27) vs. Car.: Made his first start of the season and collected one tackle. . . (10/4) at TB: Recorded three tackles (one). . . (10/12) at NO: Posted two tackles (one). . . (10/25) vs. Jac.: Notched one tackle. . . (11/1) at Den.: Compiled two tackles (one), one tackle for loss and one sack. . . (11/8) vs. LV: Registered his first career strip sack. . . Added one tackle, one tackle for loss and one pass defended. . . (11/15) at Mia.: Recorded two tackles (one). . . (11/22) vs. NYJ: Talled one tackle and one pass defended. . . (11/29) at Buf.: Posted one tackle. . . (12/6) vs. NE: Registered a season-high six tackles (two) and recorded his second forced fumble on the season. . . (12/13) vs. Atl.: Notched three tackles. . . (12/17) at LV: Recorded one tackle for loss. . . (12/27) vs. Den.: Started on defense. . . (1/3/21) at KC: Logged three tackles (two).

2019 (WITH LAC): As a rookie, played in 15 games with three starts, recording 17 tackles (nine solo), two sacks, three tackles for loss and three quarterback hits. . . (9/8) vs. Ind.: Recorded one tackle. . . (9/15) at Det.: Logged one tackle. . . (9/29) at Mia.: Recorded two tackles and a half sack, the first of his career. . . (10/6) vs. Den.: Talled one tackle, one sack and one tackle for loss. . . (10/27) at Chi.: Made his second consecutive start of the season and posted three tackles (two). . . (11/3) vs. GB: Notched one tackle. . . (11/7) at Oak.: Recorded two tackles. . . (12/1) at Den.: Logged one tackle. . . (12/15) vs. Min.: Collected three tackles, including one for loss. . . (12/22) vs. Oak.: Registered a half sack and one tackle. . . (12/29) at KC: Posted one tackle for loss.

COLLEGE: Played four seasons (2015-18) at Notre Dame and appeared in 50 games. . . Finished his collegiate career with 135 tackles (70 solo), 13.5 sacks and four forced fumbles. . . As a senior in 2018, recorded a team-high eight sacks and three forced fumbles in addition to 30 tackles and 10.5 tackles for loss. . . Named to the Bednarik Award, Outland Trophy and Bronko Nagurski Trophy Watch Lists. . . As a junior in 2017, started all 13 games and registered 56 tackles (25), nine tackles for loss, 4.5 sacks and one forced fumble. . . Named the Year's Moose Krause Lineman of the Year. . . Played in 12 games with 11 starts as a sophomore in 2016, recording 37 tackles (17) and three tackles for loss. . . As a freshman in 2015, played in 12 games with three starts and tallied 12 tackles, two tackles for loss and one sack. . . Named team's Defensive Newcomer of the Year. . . Earned a degree in economics.

PERSONAL: Attended Evangel Christian High in Shreveport, La., where he was named Shreveport Times All-City Defensive Player of the Year as a senior. . . Totaled 93 tackles, 15 tackles for loss and seven sacks in his final prep campaign. . . Ranked as the No. 3 player on the New Orleans Times Picayune Nifty 50 squad. . . Speaks Japanese and enjoys traveling.

SINGLE-GAME HIGHS: TACKLES: Total – 7, 9/19/21 vs. Dal. Solo – 4, 9/19/21 vs. Dal. Passes defended – 1, two times; last: 11/22/20 vs. NYJ. Sacks – 1, nine times; last: 10/2/22 at Hou. Forced Fumbles – 1, three times; last: 12/6/20 vs. NE. Fumble Recoveries – 1, 11/8/20 vs. LV.

TILLERY

JERRY TILLERY'S CAREER STATISTICS

Year	Team	GP	GS	TACKLES					INTERCEPTIONS				FUMBLES				
				Total	Solo	Asst.	Sacks	Yds.	No.	Yds.	Lg.	TD	PD	FF	FR	Yds.	
2019	L.A. Chargers	15	3	17	9	8	2.0	11.5	0	0	-	0	0	0	0	0	0
2020	L.A. Chargers	16	11	30	19	11	3.0	24.0	0	0	-	0	2	2	1	0	
2021	L.A. Chargers	16	15	51	24	27	4.5	38.0	0	0	-	0	0	0	0	0	
2022	LAC/Las Vegas	15	4	18	13	5	1.0	7.0	0	0	-	0	0	1	0	0	
Totals		62	33	116	65	51	10.5	80.5	0	0	-	0	2	3	1	0	

JERRY TILLERY GAME-BY-GAME

2022, L.A. CHARGERS/LAS VEGAS

Date	Opp.	W/L	GP/GS	TACKLES					INTERCEPTIONS				FUMBLES				
				Total	Solo	Asst.	Sacks	Yds.	No.	Yds.	Lg.	TD	PD	FF	FR	Yds.	
9/11	LV*	W	1/0	0	0	0	0.0	0.0	0	0	-	0	0	0	0	0	0
9/15	at KC*	L	1/0	2	1	1	0.0	0.0	0	0	-	0	0	0	0	0	0
9/25	Jac. *	L	1/0	2	2	0	0.0	0.0	0	0	-	0	0	0	0	0	0
10/2	at Hou.*	W	1/0	1	1	0	1.0	7.0	0	0	-	0	0	1	0	0	0
10/9	at Cle.*	W	1/0	1	0	1	0.0	0.0	0	0	-	0	0	0	0	0	0
10/17	Den.*	W	1/0	1	0	1	0.0	0.0	0	0	-	0	0	0	0	0	0
10/23	Sea.*	L	1/0	1	1	0	0.0	0.0	0	0	-	0	0	0	0	0	0
11/6	at Atl.*	W		(INACTIVE - BACK)													
11/13	Ind.	L		(NOT ON ROSTER)													
11/20	at Den.	W	1/0	1	1	0	0.0	0.0	0	0	-	0	0	0	0	0	0
11/27	at Sea.	W	1/0	0	0	0	0.0	0.0	0	0	-	0	0	0	0	0	0
12/4	LAC	W	1/1	2	1	1	0.0	0.0	0	0	-	0	0	0	0	0	0
12/8	at LAR	L	1/1	2	2	0	0.0	0.0	0	0	-	0	0	0	0	0	0
12/18	NE	W	1/1	2	2	0	0.0	0.0	0	0	-	0	0	0	0	0	0
12/24	at Pit.	L	1/0	1	1	0	0.0	0.0	0	0	-	0	0	0	0	0	0
1/1/23	SF	L	1/1	1	0	1	0.0	0.0	0	0	-	0	0	0	0	0	0
1/7/23	KC	L	1/0	1	1	0	0.0	0.0	0	0	-	0	0	0	0	0	0
Totals			15/4	18	13	5	1.0	7.0	0	0	-	0	0	1	0	0	0

*w/LAC

2021, LOS ANGELES CHARGERS (9-8)

Date	Opp.	W/L	GP/GS	TACKLES					INTERCEPTIONS				FUMBLES				
				Total	Solo	Asst.	Sacks	Yds.	No.	Yds.	Lg.	TD	PD	FF	FR	Yds.	
9/12	at Was.	W	1/1	0	0	0	0.0	0.0	0	0	-	0	0	0	0	0	0
9/19	Dal.	L	1/1	7	4	3	0.5	5.0	0	0	-	0	0	0	0	0	0
9/26	at KC	W	1/1	2	1	1	0.0	0.0	0	0	-	0	0	0	0	0	0
10/4	LV	W	1/1	3	1	2	1.0	10.0	0	0	-	0	0	0	0	0	0
10/10	Cle.	W	1/1	6	2	4	0.0	0.0	0	0	-	0	0	0	0	0	0
10/17	at Bal.	L	1/1	1	0	1	0.0	0.0	0	0	-	0	0	0	0	0	0
10/31	NE	L	1/1	4	3	1	1.0	7.0	0	0	-	0	0	0	0	0	0
11/7	at Phi.	W	1/1	4	1	3	0.0	0.0	0	0	-	0	0	0	0	0	0
11/14	Min.	L	1/0	3	2	1	0.0	0.0	0	0	-	0	0	0	0	0	0
11/21	Pit.	W		(RESERVE/COVID-19 LIST)													
11/28	at Den.	L	1/1	2	1	1	0.0	0.0	0	0	-	0	0	0	0	0	0
12/5	at Cin.	W	1/1	1	1	0	0.0	0.0	0	0	-	0	0	0	0	0	0
12/12	NYG	W	1/1	5	1	4	0.0	0.0	0	0	-	0	0	0	0	0	0
12/16	KC	L	1/1	3	2	1	0.0	0.0	0	0	-	0	0	0	0	0	0
12/26	at Hou.	L	1/1	4	2	2	1.0	6.0	0	0	-	0	0	0	0	0	0
1/2/22	Den.	W	1/1	4	2	2	1.0	10.0	0	0	-	0	0	0	0	0	0
1/9/22	at LV	L	1/1	2	1	1	0.0	0.0	0	0	-	0	0	0	0	0	0
Totals			16/15	51	24	27	4.5	38.0	0	0	-	0	0	0	0	0	0


JERRY TILLERY GAME-BY-GAME

2020. LOS ANGELES CHARGERS (7-9)

Date	Opp.	W/L	GP/GS	TACKLES					INTERCEPTIONS					FUMBLES			
				Total	Solo	Asst.	Sacks	Yds.	No.	Yds.	Lg.	TD	PD	FF	FR	Yds.	
9/13	at Cin.	W	1/0	2	2	0	1.0	14.0	0	0	-	0	0	0	0	0	0
9/20	KC	L	1/0	1	1	0	0.0	0.0	0	0	-	0	0	0	0	0	0
9/27	Car.	L	1/1	1	1	0	0.0	0.0	0	0	-	0	0	0	0	0	0
10/4	at TB	L	1/1	3	1	2	0.0	0.0	0	0	-	0	0	0	0	0	0
10/12	at NO	L	1/1	2	1	1	0.0	0.0	0	0	-	0	0	0	0	0	0
10/25	Jac.	W	1/0	1	1	0	0.0	0.0	0	0	-	0	0	0	0	0	0
11/1	at Den.	L	1/1	2	1	1	1.0	5.0	0	0	-	0	0	0	0	0	0
11/8	LV	L	1/1	1	1	0	1.0	5.0	0	0	-	0	1	1	1	1	0
11/15	at Mia.	L	1/1	2	1	1	0.0	0.0	0	0	-	0	0	0	0	0	0
11/22	NYJ	W	1/0	1	0	1	0.0	0.0	0	0	-	0	1	0	0	0	0
11/29	at Buf.	L	1/1	1	1	0	0.0	0.0	0	0	-	0	0	0	0	0	0
12/6	NE	L	1/1	6	2	4	0.0	0.0	0	0	-	0	0	1	0	0	0
12/13	Atl.	W	1/0	3	3	0	0.0	0.0	0	0	-	0	0	0	0	0	0
12/17	at LV	W	1/1	1	1	0	0.0	0.0	0	0	-	0	0	0	0	0	0
12/27	Den.	W	1/1	0	0	0	0.0	0.0	0	0	-	0	0	0	0	0	0
1/3/21	at KC	W	1/1	3	2	1	0.0	0.0	0	0	-	0	0	0	0	0	0
Totals			16/11	30	19	11	3.0	24.0	0	0	-	0	2	2	1	0	0

2019. LOS ANGELES CHARGERS (5-11)

Date	Opp.	W/L	GP/GS	TACKLES					INTERCEPTIONS					FUMBLES				
				Total	Solo	Asst.	Sacks	Yds.	No.	Yds.	Lg.	TD	PD	FF	FR	Yds.		
9/8	Ind.	W	1/0	1	0	1	0.0	0.0	0	0	-	0	0	0	0	0	0	
9/15	at Det.	L	1/0	1	1	0	0.0	0.0	0	0	-	0	0	0	0	0	0	
9/22	Hou.	L	1/0	0	0	0	0.0	0.0	0	0	-	0	0	0	0	0	0	
9/29	at Mia.	W	1/0	2	0	2	0.5	1.0	0	0	-	0	0	0	0	0	0	
10/6	Den.	L	1/0	1	1	0	1.0	7.0	0	0	-	0	0	0	0	0	0	
10/13	Pit.	L	1/0	0	0	0	0.0	0.0	0	0	-	0	0	0	0	0	0	
10/20	at Ten.	L	1/1	0	0	0	0.0	0.0	0	0	-	0	0	0	0	0	0	
10/27	at Chi.	W	1/1	3	2	1	0.0	0.0	0	0	-	0	0	0	0	0	0	
11/3	GB	W	1/1	1	1	0	0.0	0.0	0	0	-	0	0	0	0	0	0	
11/7	at Oak.	L	1/0	2	0	2	0.0	0.0	0	0	-	0	0	0	0	0	0	
11/18	KC	L	1/0	0	0	0	0.0	0.0	0	0	-	0	0	0	0	0	0	
12/1	at Den.	L	1/0	1	0	1	0.0	0.0	0	0	-	0	0	0	0	0	0	
12/8	at Jac.	W		(INACTIVE)														
12/15	Min.	L	1/0	3	3	0	0.0	0.0	0	0	-	0	0	0	0	0	0	
12/22	Oak.	L	1/0	1	0	1	0.5	3.5	0	0	-	0	0	0	0	0	0	
12/29	at KC	L	1/0	1	1	0	0.0	0.0	0	0	-	0	0	0	0	0	0	
Totals			15/3	17	9	8	2.0	11.5	0	0	-	0	0	0	0	0	0	



DJ TURNER

19

POSITION: Wide Receiver **NFL SEASON:** 2
HT/WT: 5-9/205 **RAIDERS SEASON:** 2
ACQUIRED: UDFA-21 **COLLEGE:** Pittsburgh
BORN: 1/18/97 **HOMETOWN:** Glenarden, Md.

TRANSACTIONS: Signed by Las Vegas Raiders as an undrafted free agent, May 6, 2021...Waived by Raiders, Aug. 31, 2021...Signed by Raiders to practice squad, Sept. 2, 2021...Signed by Raiders as a reserve/future free agent, Jan. 17, 2022...Waived by Raiders, Dec. 17, 2022...Re-signed by Raiders to practice squad, Dec. 20, 2022...Re-signed by Raiders as a reserve/future free agent, Jan. 9, 2023.

2022: Played in nine games and rushed for four times 26 yards (6.5 avg.)...Returned four kickoff returns for 78 yards and two punt returns for three yards...Spent four games on the Reserve/Injured List with an ankle injury...Was waived and resigned to the team's practice squad for the final three games of the season...(9/11) at LAC: Appeared on special teams...(10/23) vs. Hou.: Rushed for 20 yards on three carries (6.7 avg.), including an 18-yard long...Returned three kickoffs for 56 yards (18.7 avg.)...(10/30) at NO.: Recorded a 22 yard kick return and returned one punt for three yards...(11/6) at Jac.: Recorded one special teams tackle...(11/13) vs. Ind.: Played on offense and special teams...(11/20) at Den.: Registered one tackle on special teams...(11/27) at Sea.: Appeared on offense and special teams...(12/4) vs. LAC: Saw action on offense and special teams...(12/8) at LAR: Carried the ball one time for six yards.

AT A GLANCE

- Has played in nine career games and rushed four times 26 yards (6.5 avg.) and returned four kickoff returns for 78 yards and two punt returns for three yards since entering the league as an undrafted free agent with the Raiders in 2021.
- Appeared in 42 games with 12 starts at Maryland and totaled 68 receptions for 928 yards and four touchdowns.
- Eamed first-team All-ACC honors as a return specialist as a graduate senior after ranking second in the ACC in punt return average (8.3 avg.) and third in kickoff return average (22.2 avg.).

2021: Joined the Raiders as an undrafted free agent and spent the entire season on the practice squad.

COLLEGE: Played one season at Pittsburgh as a graduate student after playing four years at Maryland...Played in 42 career games with 12 starts...Totalled 68 career receptions for 928 yards and four TDs...As a graduate senior, played in 11 games with six starts at Pitt...Earned first-team All-ACC honors as a return specialist...Recorded 44 catches for 634 yards and three TDs, ranking second on the team in each category...Led the team with 15 punt returns for 125 yards (8.3 avg.) and 14 kickoff returns for 311 yards (22.2 avg.)...Ranked second in the ACC in punt return average and third in the conference in kickoff return average...As a senior at Maryland, started first three games of the season before redshirting...Tallied four receptions for 84 yards...Returned three punts for 107 yards and one TD...As a junior, appeared in eight games with three starts...Caught 13 passes for 159 yards with one TD...Also rushed for 25 yards...As a sophomore, appeared in all 12 games...Totalled five catches for 32 yards...As a freshman, played in eight games, notching two catches for 19 yards.

PERSONAL: Attended DeMatha Catholic High School in Hyattsville, Md....Consensus three-star recruit...Ranked as the No. 7 player in Maryland by Rivals.com...Posted over 800 receiving yards and kick return yards...Also recorded eight INTs...Helped lead team to three-straight Washington Catholic Athletic Conference (WCAC) titles.

ADDITIONAL STATISTICS: Special teams tackles – 2 in 2022.

SINGLE-GAME HIGHS: RUSHING: Attempts – 3, 10/23/22 vs. Hou. Yards – 20, 10/23/22 vs. Hou. Long – 18, 10/23/22 vs. Hou. RETURNS: Punt – 1, two times; last: 10/30/22 at NO. Yards – 3, 10/30/22 at NO. Long – 3, 10/30/22 at NO. Kickoffs – 3, 10/23/22 vs. Hou. Yards – 56, 10/23/22 vs. Hou. Long – 22, 10/30/22 at NO.

DJ TURNER'S CAREER STATISTICS

Year	Team	GP	GS	RECEIVING				RUSHING				TOTAL OFFENSE	
				Rec.	Yds	Avg.	Lg.	TD	Att.	Yds.	Avg.		Lg.
2021	Las Vegas	0	0	0	0	-	-	0	0	-	-	0	0
2022	Las Vegas	9	0	0	0	-	-	4	26	6.5	18	0	26
Totals		9	0	0	0	-	-	4	26	6.5	18	0	26
POSTSEASON													
2021	Las Vegas	0	0	0	0	0.0	-	0	0	-	-	0	0
Totals		0	0	0	0	0.0	-	0	0	-	-	0	0
Year	Team	KICKOFF RETURNS				PUNT RETURNS							
		Ret.	Yds.	Avg.	Lg.	TD	Ret.	FC	Yds.	Avg.	Lg.	TD	
2021	Las Vegas	0	0	-	-	0	0	0	-	-	0	0	
2022	Las Vegas	4	78	19.5	22	0	2	0	3	1.5	3	0	
Totals		4	78	19.5	22	0	2	0	3	1.5	3	0	

DJ TURNER GAME-BY-GAME

2022, LAS VEGAS (6-11)

Date	Opp.	W/L	GP/GS	RECEIVING					RUSHING					TOTAL OFFENSE	
				Rec.	Yds.	Avg.	Lg.	TD	Att.	Yds.	Avg.	Lg.	TD		
9/11	at LAC	L	1/0							0	0	-	-	0	0
9/18	Ari.	L													
9/25	at Ten.	L													
10/2	Den.	W													
10/10	at KC	L													
10/23	Hou.	W	1/0	0	0	-	-	0		3	20	6.7	18	0	20
10/30	at NO	L	1/0	0	0	-	-	0		0	0	-	-	0	0
11/6	at Jac.	L	1/0	0	0	-	-	0		0	0	-	-	0	0
11/13	Ind.	L	1/0	0	0	-	-	0		0	0	-	-	0	0
11/20	at Den.	W	1/0	0	0	-	-	0		0	0	-	-	0	0
11/27	at Sea.	W	1/0	0	0	-	-	0		0	0	-	-	0	0
12/4	LAC	W	1/0	0	0	-	-	0		0	0	-	-	0	0
12/8	at LAR	L	1/0	0	0	-	-	0		1	6	6.0	6	0	6
12/18	NE	W													
12/24	at Pit.	L													
1/1/23	SF	L													
1/7/23	KC	L													
Totals			9/0	0	0	-	-	0		4	26	6.5	18	0	26

2021, LAS VEGAS (10-7)

Date	Opp.	W/L	GP/GS	RECEIVING					RUSHING					TOTAL OFFENSE	
				Rec.	Yds.	Avg.	Lg.	TD	Att.	Yds.	Avg.	Lg.	TD		
9/13	Bal.	W													
9/19	at Pit.	W													
9/26	Mia.	W													
10/4	at LAC	L													
10/10	Chi.	L													
10/17	at Den.	W													
10/24	Phi.	W													
11/7	at NYG	L													
11/14	KC	L													
11/21	Cin.	L													
11/25	at Dal.	W													
12/5	Was.	L													
12/12	at KC	L													
12/20	at Cle.	W													
12/26	Den.	W													
1/2/22	at Ind.	W													
1/9/22	LAC	W													
Totals			0/0	0	0	-	-	0		0	0	-	-	0	0
POSTSEASON															
1/15/22	at Cin.	L													
Totals			0/0	0	0	-	-	0		0	0	-	-	0	0



GREG VAN ROTEN

70

POSITION: Guard
HT/WT: 6-3/305
ACQUIRED: UFA-'23 (Buf.)
BORN: 2/26/90

NFL SEASON: 9
RAIDERS SEASON: 1
COLLEGE: Pennsylvania
HOMETOWN: Long Beach, N.Y.

TRANSACTIONS: Signed by Green Bay Packers as an undrafted free agent, July 25, 2012. . . Waived by Packers, Aug. 31, 2012. . . Signed by Packers to practice squad, Sept. 3, 2012. . . Signed by Packers to active roster from the practice squad, Oct. 13, 2012. . . Waived by Packers, Feb. 11, 2014. . . Signed by Seattle Seahawks, Feb. 14, 2014. . . Waived by Seahawks, Aug. 27, 2014. . . Signed by Jacksonville Jaguars, Feb. 27, 2017. . . Released by Jaguars, May 1, 2017. . . Signed by Carolina Panthers, July 25, 2017. . . Re-signed by Panthers, Jan. 29, 2018. . . Signed by New York Jets as an unrestricted free agent, March 21, 2020. . . Released by Jets, May 6, 2022. . . Signed by Buffalo Bills as a free agent, June 13, 2022. . . Signed by Las Vegas Raiders as an unrestricted free agent, May 19, 2023.

CAREER: Veteran guard entering his ninth NFL season and first with the Las Vegas Raiders. . . Has played in 93 games with 54 starts since entering the league as an undrafted free agent with the Packers in 2012. . . Spent two seasons with the Packers (2012-13), three with the Panthers (2017-19), two with the Jets (2020-21) and one with the Bills (2022). . . Also played two seasons in the CFL with the Toronto Argonauts (2015-16), starting games at center, right guard, right tackle and left tackle, earning recognition as an Eastern All-Star his first season in the league. . . In 2022, played in 16 games with the Bills and made four starts at both right guard and center as part of an offensive line that allowed only 33 sacks, the eighth fewest in the NFL in 2022. . . In 2021, played in all 17 games with the Jets, starting 10 games at guard as part of an offensive line that paved the way for 4.4 yards per rush, tied for the 11th best average in the NFL. . . In 2020, started in all 13 games he played in at guard, missing three weeks on the Reserve/Injured list with a toe injury. . . In 2017, his first season with Carolina, played in 10 games as a reserve offensive lineman and a key contributor on special teams. . . Played two seasons with the CFL's Toronto Argonauts (2015-16), appearing in 32 total games making starts at center, right guard, left tackle and right tackle over his time in the CFL. . . Played in the first three games of the 2013 season with Green Bay before being placed on the reserve/injured list for the remainder of the season with a foot injury. . . As an undrafted rookie with the Packers in 2012, appeared in seven regular season games and two postseason contests. . . Played four seasons at the University of Pennsylvania (2008-11), starting in all 30 games of his final three seasons.

AT A GLANCE

- Veteran guard joined the Raiders for his ninth NFL season in 2023 after spending the 2022 season with the Buffalo Bills.
- Initially entered the league as an undrafted free agent with the Packers in 2012 and over eight seasons in the NFL (2012-13, 2017-22), has played in 93 games with 54 starts with the Packers (2012-13), Panthers (2017-19), Jets (2020-21) and Bills (2022), playing left guard, right guard and center.
- Also appeared in four career postseason games, two in 2012 with the Packers and two in 2022 with the Bills.
- After two seasons in Green Bay (2012-13), signed with the Toronto Argonauts of the CFL and played two seasons in Canada (2015-16), starting games at center, right guard, right tackle and left tackle, earning recognition as an Eastern All-Star his first season in the league.
- Played four seasons at the University of Pennsylvania (2008-11), starting in all 30 games of his final three seasons and earning unanimous All-Ivy honors as a senior.

2022 (WITH BUF.): Played in 16 games with the Bills and made four starts at both right guard and center. . . Part of an offensive line that allowed only 33 sacks, the eighth fewest in the NFL in 2022. . . Paved the way for the Bills' 397.6 yards per game in 2022, the second-best average in the NFL. . . Appeared in both of the Bills' two playoff games. . . (9/8) at LAR: Appeared at guard on offense and saw action on special teams in his first game with the Bills. . . (9/19) vs. Ten.: Played in over half of the offensive snaps at guard and helped the offense record 414 total yards. . . (9/25) at Mia.: Made his first start of the season at center and paved the way for 497 yards of total offense, the second most in a game by the Bills in 2022. . . (10/2) at Bal.: Appeared on special teams. . . (10/9) vs. Pit.: Appeared on offense and special teams as part of an offensive line that paved the way for 552 total yards of offense, the fourth most in a single game in the NFL in 2022. . . Also part of an offensive line that allowed zero sacks. . . (10/16) at KC: Appeared on special teams. . . (10/30) vs. GB: Saw action on special teams. . . (11/6) at NYJ: Played on special teams. . . (11/13) vs. Min.: Played in six special teams snaps. . . (11/20) vs. Cle.: Stepped in on one play on offense and seven plays on special teams. . . (11/24) at Det.: Made his second start of the season and first at right guard. . . (12/1) at NE: Saw action on special teams. . . (12/11) vs. NYJ: Saw action at guard on offense and special teams, helping the offense record 232 yards, including 102 rushing yards. . . (12/17) vs. Mia.: Started at right guard and helped pave the way for 446 total yards of offense. . . (12/24) at Chi.: Started at right guard and played in 100 percent of the Bills' offensive snaps, paving the way for a season-high 254 rush yards. . . (1/8/23) vs. NE: Played on special teams. . . Postseason: (1/15/23) vs. Mia.: Saw action on special teams in the win over the Dolphins. . . (1/22/23) vs. Cin.: Appeared on special teams.

2021 (WITH NYJ): Played in all 17 games with the Jets, starting 10 games at guard. . . Part of an offensive line that paved the way for 4.4 yards per rush, tied for the 11th best average in the NFL. . . (9/12) at Car.: Started at guard and played in every offensive snap. . . (9/19) vs. NE: Started at guard and helped pave the way for 152 rushing yards. . . (9/26) at Den.: Started at guard. . . (10/3) vs. Ten.: Started at guard and saw action on special teams, blocking for 355 total yards of offense in the win. . . (10/10) at Atl.: Started at guard and appeared on special teams. . . (10/24) at NE: Started at guard, played in all 65 offensive snaps and appeared on special teams. . . (10/31) vs. Cin.: Started at guard and helped the offense rack up a season-high 511 total yards, one of only 18 performances of 500+ yards in an NFL game in 2021. . . (11/4) at Ind.: Started at guard and helped block for 486 total yards of offense. . . (11/14) vs. Buf.: Played in all 77 offensive snaps at guard and played in three special teams snaps. . . (11/21) vs. Mia.: Saw action on special teams. . . (11/28) at Hou.: Played on special teams. . . (12/5) vs. Phi.: Appeared on offense as a reserve blocker and played on special teams. . . (12/12) vs. NO: Appeared on special teams. . . (12/19) at Mia.: Saw action on special teams. . . (12/26) vs. Jac.: Started at guard and played in every offensive snap, paving the way for 273 rushing yards, the most in a single game in the NFL in 2021. . . (1/2/22) vs. TB: Served as a blocker on special teams. . . (1/9/22) at Buf.: Played on offense as an eligible tackle and saw action on special teams.

2020 (WITH NYJ): Started in all 13 games he played in at guard, missing three weeks on the Reserve/Injured list with a toe injury. . . Committed zero penalties on the offensive line. . . (9/13) at Buf.: Started at right guard and played on special teams. . . (9/20) vs. SF: Started at right guard and helped the offense record 277 total yards. . . (9/27) at Ind.: Played in every offensive snap at right guard and saw action on special teams. . . (10/11) vs. Den.: Started at right guard and played on special teams. . . Blocked for 321 total yards of offense. . . (10/11) vs. Ari.: Started at right guard and appeared on special teams. . . (10/18) at Mia.: Started at right guard and was a blocker on special teams. . . (10/25) vs. Buf.: Played right guard in every offensive snap and saw action on special teams. . . (11/1) at KC: started at right guard and recorded one tackle after a fumble by the offense. . . (11/9) vs. NE: Started at right guard, paving the way for 322 yards of total offense. . . Also saw action as a blocker on special teams. . . (11/22) at LAC:

Started at right guard as part of an offensive line that allowed only one sack, tied for the lowest of the season... (11/29) vs. Mia.: Started at right guard and appeared on special teams... (12/6) vs. LV: Served as a reserve blocker on offense... (1/3/21) at NE: Returned to the starting lineup after spending the previous three weeks on the Reserve/Injured list... Blocked for 350 total yards, including 111 rushing yards.

2019 (WITH CAR.): Started in the first 11 games of the season at left guard before being placed on the Reserve/Injured list with a foot injury... Through the first 12 weeks of the season, helped the Panthers produce 125.5 rushing yards per game, the ninth best mark in the NFL along with 5.0 yards per carry, the second best average in the league... (9/8) vs. LAR: Started at left guard and appeared on special teams, paving the way for 343 total yards and 127 rushing yards... (9/12) vs. TB: Started at left guard and played in all 75 offensive snaps and four special teams snaps... (9/22) at Ari.: Started at left guard and blocked for 413 total yards, including 173 rushing yards in the win... (9/29) at Hou.: Started at left guard and appeared on special teams... Recorded one tackle after a Panthers fumble... (10/6) vs. Jac.: Started at left guard as part of an O-line than paved the way for a season-high 445 total yards and 285 rushing yards... The Panthers' 285 total yards tied for the most in a single game in the NFL in 2019... (10/13) at TB: Started at left guard and played in all 66 offensive snaps and eight special teams snaps... (10/27) at SF: Started at left guard... (11/3) vs. Ten.: Started at left guard and blocked for 370 total yards and 156 rush yards, the Panthers' third game of 150+ rushing yards in a game in 2019... (11/10) at GB: Started at left guard and helped the offense post 401 total yards... (11/17) vs. Atl.: Played in all 74 offensive snaps at left guard and played in one special teams snap... (11/24) at NO: Started at left guard and blocked for 121 rushing yards... Recovered a fumble.

2018 (WITH CAR.): Started in all 16 games – a single-season high – his first season with the Panthers... The only Panthers player to play in every single snap of the 2018 season... Helped the Panthers offense record 133.5 yards per game, the fourth most in the NFL... (9/9) vs. Dal.: Started at left guard and helped the Panthers offense rush for 147 yards in the win... (9/16) at Atl.: Started at left guard and blocked for 439 total yards of offense, including 121 rushing yards... (9/23) vs. Cin.: Started at left guard and helped pave the way for a season-high 230 rushing yards, the most in a game by the Panthers since Week 10 of 2017... (10/7) vs. NYG: Started at left guard and blocked for 118 rushing yards, the fourth-straight game of 100+ rushing yards... (10/14) at Was.: Started at left guard and recovered a Carolina fumble... (10/21) at Phi.: Started at left guard, blocking for 121 total rushing yards in the win... (10/28) vs. Bal.: Started at left guard on an offensive line that paved the way for 368 total yards, including 154 rushing yards and allowed zero sacks... (11/4) vs. TB: Started at left guard and helped the Panthers record 407 total yards, including 179 rushing yards... (11/8) at Pit.: Started at left guard and appeared on special teams... (11/18) at Det.: Started at left guard and blocked for a season-high 331 passing yards... (11/25) vs. Sea.: Started at left guard and helped the Panthers offense record a season-high 476 yards including 220 rushing yards... as an offensive line allowed zero sacks for the second time of the season... (12/2) at TB: Started at left guard, blocking for 444 total offensive yards, including 168 rushing yards... (12/9) at Cle.: Started at left guard, played in all 74 offensive plays and four special teams snaps... (12/17) vs. NO: Started at left guard and appeared on special teams... (12/23) vs. Atl.: Started at left guard and helped the offense post 436 total yards, including 141 rushing yards... (12/30) at NO: Started at left guard and blocked for 374 total yards and 111 rushing yards, the Panthers' 11th 100-yard rushing performance of the season.

2017 (WITH CAR.): Played in 10 games in his first season with the Panthers as a reserve offensive lineman and a key contributor on special teams... (10/8) at Det.: Played on special teams... (10/12) vs. Phi.: Contributed on special teams... (10/29) at TB: Saw his first action on offense in one snap as an eligible tackle... (11/5) vs. Atl.: Appeared on special teams... (11/13) vs. Mia.: Played in a season-high nine offensive snaps, helping the Panthers set a franchise record with 548 net yards... (11/26) at NYJ: Played in one offensive snap as an eligible tackle and saw action on special teams... (12/3) at NO: Played on special teams... (12/10) vs. Min.: Played in 10 special teams snaps... (12/17) vs. GB: Saw action on special teams... (12/31) at Atl.: Appeared in five special teams snaps.

2015-16 (WITH THE CFL'S TORONTO ARGONAUTS): Played two seasons with the Toronto Argonauts, appearing in 32 total games... Made starts at center, right guard, left tackle and right tackle over his time in the CFL... In his first year in the CFL (2016), played in 17 games and earned recognition as an Eastern All-Star... Played in 15 total games in his second CFL season.

2013 (WITH GB): Played in the first three games of the season before being placed on the reserve/injured list for the remainder of the season with a foot injury... (9/8) at SF: Appeared on special teams... (9/15) vs. Was.: Saw action on special teams... (9/22) at Cin.: Served as a blocker on special teams.


2012 (WITH GB): Appeared in seven regular season games and two postseason contests in his rookie season with the Packers... Joined the Packers as an undrafted free agent and spent the first five weeks on the practice squad after being waived during final roster cutdowns... Signed to the active roster in Week 6... (11/18) at Det.: Made his NFL debut, appearing on special teams... (11/25) at NYG: Saw action on special teams... (12/2) vs. Min.: Appeared on special teams... (12/9) vs. Det.: Appeared on offense as an extra blocker and saw action on special teams... (12/16) at Chi.: Appeared on offense as an eligible tackle and saw action on special teams... (12/23) vs. Ten.: Played in eight offensive snaps as an eligible tackle, two of which were touchdown plays... (12/30) at Min.: Played on special teams... Postseason: (1/5/13) Wild Card vs. Min.: Made his first postseason appearance and served as an eligible tackle on offense as well as a blocker on special teams... (1/12/13) Divisional Round at SF: Appeared on special teams.

COLLEGE: Played four seasons at the University of Pennsylvania (2008-11), starting in all 30 games of his final three seasons... Received Penn's Bednarik Award as a junior and senior, given to the most outstanding offensive and defensive lineman... Started in all 10 games as a senior (2011) and earned unanimous All-Ivy honors... Started all 10 games as a junior (2010) and earned First Team All-Ivy recognition as part of an offensive line that led the Ivy League and finished fourth in the nation in fewest sacks allowed... Helped Penn lead the Ivy League in rushing yards (6th in the nation), scoring offense and total offense... Started in all 10 games as a sophomore (2009) as part of an offensive line that allowed the fewest sacks in the Ivy League.

PERSONAL: Attended Chaminade High School in Mineola, New York and was a team captain as a senior... Earned New York All-State and All-Catholic High School Football League honors and was a Daily News All-Star, All-city and All-Suburban... Selected to play in the Empire State Outback Bowl in 2008... Graduated from the Wharton School of the University of Pennsylvania with a Bachelor of Science in Economics.

GREG VAN ROTEN'S GAMES PLAYED/STARTED

Year	Team	GP	GS
2012	Carolina	7	0
2013	Carolina	3	0
2017	Carolina	10	0
2018	Carolina	16	16
2019	Carolina	11	11
2020	New York Jets	13	13
2021	New York Jets	17	10
2022	Buffalo	16	4
Totals		93	54



AUSTIN WALTER

32

POSITION: Running Back **NFL SEASON:** 3
HT/WT: 5-8/202 **RAIDERS SEASON:** 2
ACQUIRED: FA-'22 **COLLEGE:** Rice
BORN: 8/17/96 **HOMETOWN:** Crosby, Texas

TRANSACTIONS: Signed by 49ers as an undrafted free agent, May 6, 2019. . . Waived by 49ers, Aug. 31, 2019. . . Signed by New York Giants to practice squad, Sept. 18, 2019. . . Signed by Giants to active roster, Oct. 10, 2019. . . Waived by Giants, Oct. 12, 2019. . . Signed by 49ers to practice squad, Sept. 23, 2020. . . Waived by 49ers, May 12, 2021. . . Acquired via waivers by New York Jets, May 13, 2021. . . Waived by Jets, Aug. 26, 2021. . . Signed by Jets to practice squad, Oct. 5, 2021. . . Waived by Jets, May 6, 2022. . . Signed by Las Vegas Raiders as a free agent, July 29, 2022. . . Released by Raiders as a reserve/future free agent, Jan. 9, 2023.

CAREER: Entering his second season with the Raiders after playing for New York Giants (2019), San Francisco 49ers (2020) and New York Jets (2021). . . Has appeared in nine career games and rushed for 104 yards and one TD, while adding three receptions for 36 yards.

2022: Spent the entire season on the Raiders' practice squad.

2021 (NYJ): Played in four games and carried the ball 26 times for 101 yards and one TD. . . Added two receptions for nine yards. . . (11/28) at HOU: Registered his first career TD run and finished with nine carries for 38 yards. . . (12/5) vs. Phi.: Posted two receptions for nine yards. . . (12/19) at Mia.: Rushed two times for 12 yards. . . (1/2/22) vs. TB: Recorded a career-high 14 rushing attempts for 49 yards.

2020 (WITH SF): Appeared in four games. . . Totaled one rush for three yards and one reception for 27 yards. . . (11/5) vs. GB: Returned three kickoffs for 64 yards (21.3 avg.). . . (11/15) at NO: Carried the ball one time for three yards. . . Added one catch for 27 yards. . . (1/3/21) vs. Sea.: Returned two kickoffs for 29 yards.

2019 (NYG): Joined the Giants' practice squad on Sept. 18. . . Was elevated for one game as a rookie.

COLLEGE: Played four seasons with the Rice Owls (2015-18). . . As a senior, he tied for national lead with 17 all-purpose yards (rushing, receiving and kick returns) of at least 30 yards. . . Ranked 14th in the nation in all-purpose yards (1,580), ninth in average per kickoff return (27.3) and 39th in kick return yards (491). . . As a junior, lead the team with 697 all-purpose yards and finished second with 400 rushing yards. . . Topped 1,000 career rushing yards. . . As a sophomore, played in all 12 games and tied for team lead with six TDs. . . Finished with 721 all-purpose yards and 343 rushing yards. . . Earned Conference USA All-Freshman honors after leading the team with 1,097 all-purpose yards , 652 kickoff return yards, 5.8 rushing yards per carry and 437 rushing yards.

PERSONAL: Attended Crosby (Texas) High School. . . Was a two-time All-State selection. . . As a senior, rushed 201 times for 2,704 yards and 34 TDs. . . Finished his prep career with 613 rushing attempts for 6,062 yards and 71 TDs. . . Also recorded 66 receptions for 860 yards and seven scores.

SINGLE-GAME HIGHS: RUSHING: Attempts – 14, 1/2/22 vs. TB. Yards – 49, 1/2/22 vs. TB. Long – 14, 1/2/22 vs. TB. Touchdowns – 1, 11/28/21 at Hou. RECEIVING: Receptions – 2, 12/5/21 vs. Phi. Yards – 27, 11/15/20 at NO. Long – 27, 11/15/20 at NO. RETURNS: Kickoffs – 3, 11/5/20 vs. GB. Yards – 64, 11/5/20 vs. GB. Long – 34, 11/5/20 vs. GB.

AUSTIN WALTER'S CAREER STATISTICS

Year	Team	GP	GS	RUSHING					RECEIVING					TOTAL OFFENSE
				Att.	Yds	Avg.	Lg.	TD	Rec.	Yds.	Avg.	Lg.	TD	
2019	New York Giants	1	0	0	0	-	-	0	0	0	-	-	0	0
2020	San Francisco	4	0	1	3	3.0	3	0	1	27	27.0	27	0	30
2021	New York Jets	4	0	26	101	3.9	14	1	2	9	4.5	11	0	110
2022	Las Vegas	0	0	0	0	-	-	0	0	0	-	-	0	0
Totals		9	0	27	104	3.9	14	1	3	36	12.0	27	0	140

Year	Team	KICKOFF RETURNS					PUNT RETURNS					
		Ret.	Yds.	Avg.	Lg.	TD	Ret.	FC	Yds.	Avg.	Lg.	TD
2020	San Francisco	5	93	18.6	34	0	0	0	0	-	-	0
Totals		5	93	18.6	34	0	0	0	0	-	-	0

AUSTIN WALTER GAME-BY-GAME

2022, LAS VEGAS (6-11)

Date	Opp.	W/L	GP/GS	Att.	RUSHING					RECEIVING					Total Offense
					Yds.	Avg.	Lg.	TD	Rec.	Yds.	Avg.	Lg.	TD		
9/11	at LAC	L													
9/18	Ari.	L													
9/25	at Ten.	L													
10/2	Den.	W													
10/10	at KC	L													
10/23	Hou.	W													
10/30	at NO	L													
11/6	at Jac.	L													
11/13	Ind.	L													
11/20	at Den.	W													
11/27	at Sea.	W													
12/4	LAC	W													
12/8	at LAR	L													
12/18	NE	W													
12/24	at Pit	L													
1/1/23	SF	L													
1/7/23	KC	L													
Totals			0/0	0	0	0	-	-	0	0	0	-	-	0	0

2021, NEW YORK JETS (4-13)

Date	Opp.	W/L	GP/GS	Att.	RUSHING					RECEIVING					Total Offense
					Yds.	Avg.	Lg.	TD	Rec.	Yds.	Avg.	Lg.	TD		
9/12	at Car.	L													
9/19	NE	L													
9/26	at Den.	L													
10/3	Ten.	W													
10/10	at Atl.	L													
10/24	at NE	L													
10/31	Cin.	W													
11/4	at Ind.	L													
11/14	Buf.	L													
11/21	Mia.	L													
11/28	at Hou.	W	1/0	9	38	4.2	13	1	0	0	-	-	0	38	
12/5	Phi.	L	1/0	1	2	2.0	2	0	2	9	4.5	11	0	11	
12/12	NO	L													
12/19	at Mia.	L	1/0	2	12	6.0	11	0	0	0	-	-	0	12	
12/26	Jac.	W													
1/2/22	TB	L	1/0	14	49	3.5	14	0	0	0	-	-	0	49	
1/9/22	at Buf.	L													
Totals			4/0	26	101	3.9	14	1	2	9	4.5	11	0	110	

AUSTIN WALTER GAME-BY-GAME

2020, SAN FRANCISCO (6-10)

Date	Opp.	W/L	GP/GS	Att.	RUSHING					RECEIVING					Total Offense	
					Yds.	Avg.	Lg.	TD	Rec.	Yds.	Avg.	Lg.	TD			
9/13	Ari.	L														
	at NYJ	W														
9/27	at NYG	W														
10/4	Phi.	L														
10/11	Mia.	L														
10/18	LAR	W														
10/25	at NE	W														
11/1	at Sea.	L														
11/5	GB	L	1/0	0	0	-	-	0	0	0	-	-	0	0	0	0
11/15	at NO	L	1/0	1	3	3.0	3	0	1	27	27.0	27	0	30	30	30
11/29	at LAR	W	1/0	0	0	-	-	0	0	0	-	-	0	0	0	0
12/7	Buf.	L														
12/13	Was.	L														
12/20	at Dal.	L														
12/26	at Ari.	W														
1/3/21	Sea.	L	1/0	0	0	-	-	0	0	0	-	-	0	0	0	0
Totals			4/0	1	3	3.0	3	0	1	27	27.0	27	0	30	30	30

2019, NEW YORK GIANTS (4-12)

Date	Opp.	W/L	GP/GS	Att.	RUSHING					RECEIVING					Total Offense	
					Yds.	Avg.	Lg.	TD	Rec.	Yds.	Avg.	Lg.	TD			
9/8	at Dal.	L														
9/15	Buf.	L														
9/22	at TB	W														
9/29	Was.	W														
10/6	Min.	L														
10/10	at NE	L	1/0	0	0	-	-	0	0	0	-	-	0	0	0	0
10/20	Ari.	L														
10/27	at Det.	L														
11/4	Dal.	L														
11/10	at NYJ	L														
11/24	at Chi.	L														
12/1	GB	L														
12/9	at Phi.	L														
12/15	Mia.	W														
12/22	at Was.	W														
12/29	Phi.	L														
Totals			1/0	0	0	0	-	-	0	0	0	-	-	0	0	0



SAM WEBB

27

POSITION: Cornerback
HT/WT: 6-2/195
ACQUIRED: UDFA-'22
BORN: 5/19/98

NFL SEASON: 2
RAIDERS SEASON: 2
COLLEGE: Missouri Western State
HOMETOWN: Excelsior Springs, Mo.

TRANSACTIONS: Signed by Las Vegas Raiders as an undrafted free agent, May 12, 2022.

2022: Played in all 17 games with three starts and totaled 33 tackles (24 solo), three passes defended and one forced fumble... Added three tackles on special teams... His 33 tackles ranked as the third-most tackles in a single season by an undrafted rookie in Raiders history... (9/18) vs. Ari.: Recorded two tackles on special teams... (10/10) at KC: Recorded one tackle... (11/6) at Jac: Posted one tackle... (11/13) vs. Ind.: Finished with a career-high eight tackles (six), two passes defended and one forced fumble... His eight tackles were the second-most in a single game in franchise history by an undrafted rookie and most since 2017... (11/20) at Den.: Made first career start at cornerback and recorded three tackles... (11/27) at Sea.: Posted five tackles... (12/4) vs. LAC: Recorded five tackles (three)... (12/8) at LAR: Tallied six tackles (three) and one pass defended... (12/24) at Pit.: Recorded four tackles.

AT A GLANCE

- Played in 17 games with three starts as a rookie and totaled 33 tackles (24 solo), three passes defended and one forced fumble.
- His 33 tackles were the fifth-most in the NFL among undrafted rookie defenders in 2022.
- Appeared in 44 games during his career at Missouri Western State and tallied 109 tackles, seven interceptions, 39 passes defended, three forced fumbles and three fumble recoveries.

COLLEGE: Played four years at Missouri Western State, playing in 44 games... Totaled 109 career tackles (92 solo), seven INTs, 39 passes defended, three forced fumbles and three fumble recoveries... As a senior, played in 10 games and notched 30 tackles (28), nine passes defended, two forced fumbles and one fumble recovery... Named second-team All-Mid-America Intercollegiate Athletic Association... As a junior, played in 12 games... Finished with 29 tackles (24), three INTs, 15 passes defended, one forced fumble and one fumble recovery... Named first-team Don Hansen All-Super Region Three Team... Named first-team All-MIAA... Tabbed for D2CCA All-Region Second Team honors... As a sophomore, played in 12 games with 11 starts... Named All-MIAA Honorable Mention... Posted 34 tackles (25), one INT, nine passes defended and one fumble recovery... As a redshirt freshman, played in 10 games with eight starts... Recorded 16 tackles (15) and ranked second on the team with three INTs... Also added six passes defended... Redshirted as a true freshman.

PERSONAL: Attended Excelsior Springs (Mo.) High School... Earned all-state, all-district, and all-conference honors... Totaled 12 TDs on offense... As a senior, recorded four INTs as a defensive back.

ADDITIONAL STATISTICS: Special teams tackles – 3 in 2022.

SINGLE-GAME HIGHS: TACKLES: Total – 8, 11/13/22 vs. Ind. Solo – 6, 11/13/22 vs. Ind. Passes defended – 2, 11/13/22 vs. Ind. Forced Fumbles – 1, 11/13/22 vs. Ind.


SAM WEBB'S CAREER STATISTICS

Year	Team	GP	GS	TACKLES					INTERCEPTIONS				FUMBLES			
				Total	Solo	Asst.	Sacks	Yds.	No.	Yds.	Lg.	TD	PD	FF	FR	Yds.
2022	Las Vegas	17	3	33	24	9	0.0	0.0	0	0	-	0	3	1	0	0
Totals		17	3	33	24	9	0.0	0.0	0	0	-	0	3	1	0	0

SAM WEBB GAME-BY-GAME

2022, LAS VEGAS (6-11)

Date	Opp.	W/L	GP/GS	TACKLES					INTERCEPTIONS				FUMBLES			
				Total	Solo	Asst.	Sacks	Yds.	No.	Yds.	Lg.	TD	PD	FF	FR	Yds.
9/11	at LAC	L	1/0	0	0	0	0.0	0.0	0	0	-	0	0	0	0	0
9/18	ARI.	L	1/0	0	0	0	0.0	0.0	0	0	-	0	0	0	0	0
9/25	at Ten.	L	1/0	0	0	0	0.0	0.0	0	0	-	0	0	0	0	0
10/2	Den.	W	1/0	0	0	0	0.0	0.0	0	0	-	0	0	0	0	0
10/10	at KC	L	1/0	1	0	1	0.0	0.0	0	0	-	0	0	0	0	0
10/23	Hou.	W	1/0	0	0	0	0.0	0.0	0	0	-	0	0	0	0	0
10/30	at NO	L	1/0	0	0	0	0.0	0.0	0	0	-	0	0	0	0	0
11/6	at Jac.	L	1/0	1	0	1	0.0	0.0	0	0	-	0	0	0	0	0
11/13	Ind.	L	1/0	8	6	2	0.0	0.0	0	0	-	0	2	1	0	0
11/20	at Den.	W	1/1	3	3	0	0.0	0.0	0	0	-	0	0	0	0	0
11/27	at Sea.	W	1/1	5	5	0	0.0	0.0	0	0	-	0	0	0	0	0
12/4	LAC	W	1/0	5	3	2	0.0	0.0	0	0	-	0	0	0	0	0
12/8	at LAR	L	1/1	6	3	3	0.0	0.0	0	0	-	0	1	0	0	0
12/18	NE	W	1/0	0	0	0	0.0	0.0	0	0	-	0	0	0	0	0
12/24	at Pit.	L	1/0	4	4	0	0.0	0.0	0	0	-	0	0	0	0	0
1/1/23	SF	L	1/0	0	0	0	0.0	0.0	0	0	-	0	0	0	0	0
1/7/23	KC	L	1/0	0	0	0	0.0	0.0	0	0	-	0	0	0	0	0
Totals			17/3	33	24	9	0.0	0.0	0	0	-	0	3	1	0	0



ZAMIR WHITE

35

POSITION: Running Back **NFL SEASON:** 2
HT/WT: 6-0/215 **RAIDERS SEASON:** 2
ACQUIRED: D4a-'22 **COLLEGE:** Georgia
BORN: 9/18/99 **HOMETOWN:** Laurinburg, N.C.

TRANSACTIONS: Selected by Las Vegas Raiders in the fourth round (122nd overall) of the 2022 NFL Draft, April 30, 2022.

2022: Played in 14 games and rushed 17 times for 70 yards (4.1 avg.)... Was inactive for three contests... (9/18) vs. Ari: Rushed one time for two yards... (10/2) vs. Den.: Rushed for 24 yards on two carries (12.0 avg.)... (10/23) vs. Hou.: Rushed for two yards on one carry... (11/27) at Sea.: Recorded a season-high 28 rushing yards on two carries (14.0 avg.)... (12/4) vs. LAC: Rushed two times for six yards... (12/8) at LAR: Recorded three carries for nine yards... (12/18) vs. NE: Rushed one time for four yards... (1/7/23) vs. KC: Rushed for four yards.

AT A GLANCE

- Played in 14 games as a rookie and carried the ball 17 times for 70 yards (4.1 avg.).
- Appeared in 38 games with 23 starts during his career at Georgia, totaling 382 carries for 2,043 rushing yards (5.3 avg.) and 25 touchdowns.
- Led the Bulldogs in rushing yards for two-straight seasons (2020-21) and finished ranked 15th on the program's all-time list with 2,043 rushing yards.

COLLEGE: Spent four years at Georgia from 2018-21, appearing in 38 games with 23 starts... Finished his collegiate career with 382 carries for 2,043 yards (5.3 avg.) and 25 TDs... Added 17 receptions for 132 yards (7.8 avg.)... In 2021, played in all 15 games with 12 starts and was the Bulldogs' rushing leader for the second consecutive year... Tallied 160 carries for 856 yards and 11 TDs, while adding nine receptions for 75 yards... In 2020, started all 10 games and finished as the team's leading rusher with 779 yards on 144 carries (5.4 avg.)... Registered three 100-yard rushing games on the season... Added six receptions for 37 yards... In 2019, appeared in 13 games with one start... Totaled 78 carries for 408 yards and three TDs... Added two receptions for 20 yards... Redshirted in 2018 after suffering a knee injury during the preseason... Majored in Housing Management and Policy.

PERSONAL: Attended Scotland High School in Laurinburg, N.C., where he was a unanimous five-star prospect and widely considered the No. 1 running back in the nation... Was selected to participate in the 2018 U.S. Army All-America Bowl... Ranks ninth all-time in rushing yards in the state of North Carolina with 7,169... Named to the USA Today 2017 All-USA First Team offense... Named the 2017 MaxPreps Jonathan Gray Award, awarded to the top running back nationally... Named the 2017 NCPreps Player of the Year... Named 2017 N.C. Offensive Player of the Year by USA Today, as well N.C. All-State First Team... Rushed for 2,086 yards and 34 touchdowns in 11 games his senior season, averaging 14.1 yards per carry... Named a 2017 Preseason First Team All-American by both MaxPreps and USA Today... Honored as the N.C. 2015-16 Gatorade High School Football Player of the Year... Named to the AP 2016 All-State First Team for North Carolina... Also competed in the 100 meters, 200 meters, 400 meters and 4x100 meter relay for the track and field team... Finished sixth in the 100 meters at the 2016 NCHSAA Class 4A State Championships with a time of 10.85 seconds.

SINGLE-GAME HIGHS: RUSHING: Attempts – 3, 12/8/22 at LAR. Yards – 28, 11/27/22 at Sea. Long – 22, 10/2/22 vs. Den.

ZAMIR WHITE'S CAREER STATISTICS

Year	Team	GP	GS	RECEIVING					RUSHING					TOTAL OFFENSE
				Rec.	Yds.	Avg.	Lg.	TD	Att.	Yds.	Avg.	Lg.	TD	
2022	Las Vegas	14	0	17	70	4.1	-	0	0	0	-	-	0	70
Totals		14	0	17	70	4.1	-	0	0	-	-	0	70	

ZAMIR WHITE GAME-BY-GAME

2022, LAS VEGAS (6-11)

Date	Opp.	W/L	GP/GS	RECEIVING					RUSHING					TOTAL OFFENSE
				Rec.	Yds.	Avg.	Lg.	TD	Att.	Yds.	Avg.	Lg.	TD	
9/11	at LAC	L	1/0	0	0	-	-	0	0	0	-	-	0	0
9/18	Ari.	L	1/0	1	2	2.0	2	0	0	0	-	-	0	2
9/25	at Ten.	L	1/0	0	0	-	-	0	0	0	-	-	0	0
10/2	Den.	W	1/0	2	24	12.0	22	0	0	0	-	-	0	24
10/10	at KC	L	1/0	1	-7	-7.0	-7	0	0	0	-	-	0	-7
10/23	Hou.	W	1/0	1	2	2.0	2	0	0	0	-	-	0	2
10/30	at NO	L	1/0	0	0	-	-	0	0	0	-	-	0	0
11/6	at Jac.	L	1/0	1	-1	-1.0	-1	0	0	0	-	-	0	-1
11/13	Ind.	L	1/0	2	-1	-0.5	1	0	0	0	-	-	0	-1
11/20	at Den.	W		(INACTIVE)										
11/27	at Sea.	W	1/0	2	28	14.0	17	0	0	0	-	-	0	28
12/4	LAC	W	1/0	2	6	3.0	3	0	0	0	-	-	0	6
12/8	at LAR	L	1/0	3	9	3.0	8	0	0	0	-	-	0	9
12/18	NE	W	1/0	1	4	4.0	4	0	0	0	-	-	0	4
12/24	at Pit	L		(INACTIVE)										
1/12/23	SF	L		(INACTIVE)										
1/7/23	KC	L	1/0	1	4	4.0	4	0	0	0	-	-	0	4
Totals			14/0	17	70	4.1	22	0	0	0	-	-	0	70



KRISTIAN WILKERSON

83

POSITION: Wide Receiver **NFL SEASON:** 2
HT/WT: 6-1/214 **RAIDERS SEASON:** 1
ACQUIRED: FA-'23 **COLLEGE:** Southeast Missouri State
BORN: 1/10/97 **HOMETOWN:** Memphis, Tenn.

TRANSACTIONS: Originally signed by Tennessee Titans as an undrafted free agent, May 7, 2020. . .Waived by Titans, Sept. 5, 2020. . .Signed by New England Patriots to practice squad, Sept. 8, 2020. . .Re-signed by Patriots, Jan. 4, 2021. . .Waived by the Patriots, Aug. 31, 2021. . .Signed by Patriots to practice squad, Sept. 1, 2021. . .Re-signed by Patriots, Jan. 17, 2021. . .Waived by Patriots, Feb. 15, 2023. . .Claimed via waivers by Indianapolis Colts, Feb. 20, 2023. . .Waived by Colts, May 2, 2023. . .Signed by Las Vegas Raiders as a free agent, May 15, 2023.

CAREER: Spent three years with the Patriots (2020-22) and has appeared in four games with one start during his career, totaling four receptions for 42 yards (10.5 avg.) and two touchdowns.

2022 (WITH NE): Spent the entire season on the Patriots Reserve/Injured list.

2021 (WITH NE): Spent the majority of the season on the Patriots practice squad, but played in three games (one start) as a standard roster elevation. . .Pulled in four receptions for 42 yards (10.5 avg.) and two touchdowns. . .(11/7) **at Car.:** Appeared in his first game of the season as a standard practice squad elevation and saw action on both offense and special teams. . .(12/26) **at Buf.:** Saw action on special teams as a standard practice squad elevation. . .(1/2/22) **vs. Jac.:** Made his first NFL start as a standard practice squad elevation and pulled in four receptions for 42 yards (10.5 avg.) and two touchdowns. . .Caught his first NFL touchdown on a 6-yard pass from Patriots QB Mac Jones in the second quarter, then caught his second touchdown pass on a 20-yard pass in the third quarter.

2020 (WITH TEN. AND NE): Spent training camp with the Tennessee Titans after being signed as an undrafted free agent and joined the Patriots practice squad after being waived at roster cutdown. . .(11/9) **at NYJ:** Made his NFL debut after being elevated from the practice squad to the active roster.

COLLEGE: Played four seasons at Southeast Missouri State (2015-18), where he appeared in 47 games with 43 starts and totaled 219 receptions for 3,540 yards with 33 touchdowns. . .Set school records in receptions, receiving yards and receiving touchdowns. . .As a senior in 2019, started all 13 games and recorded a career-high 71 receptions for a career-high 1,350 yards and 10 touchdowns. . .As a junior in 2018, started 13 games and led the team with 61 receptions for 894 yards and a career-high 14 touchdowns. . .As a sophomore in 2017, appeared in 10 games with nine starts and recorded 52 receptions for 553 yards and five touchdowns. . .As a freshman in 2016, saw action in all 11 games and caught 35 passes for 743 yards and four scores.

PERSONAL: Attended Craigmont High School in Memphis, Tennessee, where racked up 155 receptions for 2,403 yards and 36 touchdowns during his prep career. . .Totaled 60 receptions for 917 yards and 15 touchdowns as a senior. . .In 2013, recorded 49 catches for 797 yards and 11 touchdowns. . .Hauled in 46 passes for 689 yards and 10 touchdowns as a sophomore. . .Participated in the AutoZone Liberty Bowl High School All-Star Game. . .Helped lead his team to a 9-3 record and appearance in Class 5A playoffs.

SINGLE-GAME HIGHS: RECEIVING: Receptions – 4, 1/2/22 vs. Jac. Yards – 42, 1/2/22 vs. Jac. Long – 20t, 1/2/22 vs. Jac. Touchdowns – 2, 1/2/22 vs. Jac.

KRISTIAN WILKERSON'S CAREER STATISTICS

Year	Team	GP	GS	RECEIVING					RUSHING					TOTAL OFFENSE
				Rec.	Yds.	Avg.	Lg.	TD	Att.	Yds.	Avg.	Lg.	TD	
2020	New England	1	0	0	0	-	-	0	0	0	-	-	0	0
2021	New England	3	1	4	42	10.5	20t	2	0	0	-	-	0	42
2022	New England	0	0	0	0	-	-	0	0	0	-	-	0	0
Totals		4	1	4	42	10.5	20t	2	0	0	-	-	0	42

KRISTIAN WILKERSON GAME-BY-GAME

2022, NEW ENGLAND (8-9)

Date	Opp.	W/L	GP/GS	RECEIVING					RUSHING					TOTAL OFFENSE	
				Rec.	Yds.	Avg.	Lg.	TD	Att.	Yds.	Avg.	Lg.	TD		
9/11	at Mia.	L													
9/18	at Pit.	W													
9/25	Bal.	L													
10/2	at GB	L													
10/9	Det.	W													
10/16	at Cle.	W													
10/24	Chi.	L													
10/30	at NYJ	W													
11/6	Ind.	W													
11/20	NYJ	W													
11/24	at Min.	L													
12/1	Buf.	L													
12/12	at Ari.	W													
12/18	at LV	L													
12/24	Cin.	L													
1/1/23	Mia.	W													
1/8/23	at Buf.	L													
Totals			0/0	0	0	-	-	0	0	0	-	-	0	0	

2021, NEW ENGLAND (10-7)

Date	Opp.	W/L	GP/GS	RECEIVING					RUSHING					TOTAL OFFENSE	
				Rec.	Yds.	Avg.	Lg.	TD	Att.	Yds.	Avg.	Lg.	TD		
9/12	Mia.	L													
9/19	at NYJ	W													
9/26	NO	L													
10/3	TB	L													
10/10	at Hou.	W													
10/17	Dal.	L													
10/24	NYJ	W													
10/31	at LAC	W													
11/7	at Car.	W	1/0	0	0	-	-	0	0	0	-	-	0	0	
11/14	Cle.	W													
11/18	at Atl.	W													
11/28	Ten.	W													
12/6	at Buf.	W													
12/18	at Ind.	L													
12/26	Buf.	L	1/0	0	0	-	-	0	0	0	-	-	0	0	
1/2/22	Jac.	W	1/1	4	42	10.5	20t	2	0	0	-	-	0	42	
1/9/22	at Mia.	L													
Totals			3/1	4	42	10.5	20t	2	0	0	-	-	0	42	

2020, NEW ENGLAND (7-9)

Date	Opp.	W/L	GP/GS	RECEIVING					RUSHING					TOTAL OFFENSE	
				Rec.	Yds.	Avg.	Lg.	TD	Att.	Yds.	Avg.	Lg.	TD		
9/13	Mia.	W													
9/20	at Sea.	L													
9/27	LV	W													
10/5	at KC	L													
10/18	Den.	L													
10/25	SF	L													
11/1	at Buf.	L													
11/9	at NYJ	W	1/0	0	0	-	-	0	0	0	-	-	0	0	
11/15	Bal.	W													
11/22	at Hou.	L													
11/29	Ari.	W													
12/6	at LAC	W													
12/10	at LAR	L													
12/20	at Mia.	L													
12/28	Buf.	L													
1/3/21	NYJ	W													
Totals			1/0	0	0	-	-	0	0	0	-	-	0	0	



JORDAN WILLIS

99

POSITION: Defensive End
HT/WT: 6-4/270
ACQUIRED: UFA-'23 (SF)
BORN: 5/2/95

NFL SEASON: 7
RAIDERS SEASON: 1
COLLEGE: Kansas State
HOMETOWN: Kansas City, Mo.

TRANSACTIONS: Selected by Cincinnati Bengals in the third round (73rd overall) of the 2017 NFL Draft, April 28, 2017...Waived by Bengals, Sept. 10, 2019...Claimed via waivers by New York Jets, Sept. 11, 2019...Acquired via trade by San Francisco 49ers, Oct. 27, 2020...Re-signed by 49ers as an unrestricted free agent, March 23, 2022...Released by 49ers, Aug. 30, 2022...Signed by 49ers as a free agent, Aug. 31, 2022...Signed by Las Vegas Raiders as an unrestricted free agent, March 20, 2023.

CAREER: Veteran defensive lineman enters his seventh season in the NFL and first with the Raiders...Joins the Silver and Black after spending the last two seasons (2021-22) with the San Francisco 49ers...Spent one season with the New York Jets in 2019 after originally entering the NFL with the Cincinnati Bengals as the team's third round draft pick (73rd overall) in the 2017 NFL Draft...In 2022, appeared in nine games and posted 11 tackles, two sacks, three tackles for loss, one forced fumble and one fumble recovery...Appeared in 10 games in 2021 and tallied 15 tackles (six), three sacks, two tackles for loss and one forced fumble...Saw action in nine games in 2020 and recorded 13 tackles (seven), 2.5 sacks, two tackles for loss and one fumble recovery...In 2019, he appeared in nine games and recorded seven tackles (four), one sack and one forced fumble... Played in all 16 games with one start in 2018, and registered 20 tackles (15), one sack, four tackles for loss, one pass defended and one fumble recovery...As a rookie in 2017, he appeared in all 16 games with one start and recorded 25 tackles (17), one sack and four tackles for loss...Career totals include 91 tackles (55), 10.5 sacks, 23 quarterback hits, 15 tackles for loss, three forced fumbles, three fumble recoveries, and one pass defended... Career totals include 69 games played with two starts, totaling 91 tackles (55), 10.5 sacks, 15 tackles for loss, three forced fumbles, three fumble recoveries and one pass defended.

AT A GLANCE

- Has played in 69 career games with two starts and totaled 91 tackles (55 solo), 10.5 sacks, 15 tackles for loss, three forced fumbles, three fumble recoveries and one pass defended.
- Last season with San Francisco (2022), played in nine games and recorded 11 tackles (six), three tackles for loss, two sacks, one forced fumble and one fumble recovery.
- Among players with fewer than 2,000 defensive snaps since 2017, Willis is one of only 34 defenders in the NFL with 90-or more tackles and 10-or-more sacks.

2022 (WITH SF): Appeared in nine games and posted 11 tackles (six solo), two sacks, three tackles for loss, one forced fumble and one fumble recovery...Missed the first eight games on the Reserve/Injured List with a knee injury...(11/13) vs. LAC: Registered four tackles (three) and one sack...(11/21) at Ari.: Posted one tackle...(12/4) vs. Mia.: Logged one tackle...(12/24) vs. Was.: Recorded two tackles and one fumble recovery...(1/8/23) vs. Ari.: Tallied one sack and one forced fumble...Postseason: (1/14/23) vs. Sea.: Played on both defense and special teams...(1/22/23) vs. Dal.: Recorded one tackle...(1/29/23) at Phi.: Saw action on defense and special teams in the NFC Championship.

2021 (WITH SF): Played in 10 games and tallied 15 tackles (six solo), a career-high three sacks, two tackles for loss and one forced fumble...Missed the first seven games of the season on the Reserve/Suspended List...(11/7) vs. Ari.: Recorded four tackles (one)...(12/5) at Sea.: Registered three tackles and one sack...(12/12) at Cin.: Posted three tackles...(12/19) vs. Atl.: Recorded two tackles...(12/23) at Ten.: Tallied two tackles and one sack...(12/22) vs. Hou.: Compiled one tackle, one sack and one forced fumble...Registered a sack in consecutive games for the first time in his career...Postseason: (1/16/22) at Dal.: Recorded one quarterback hit...(1/22/22) at GB.: Finished with two tackles (one) and one blocked punt in the NFC Divisional game...(1/30/22) at LAR.: Recorded two tackles in the NFC championship.

2020 (WITH NYJ AND SF): Appeared in nine games between the Jets and 49ers...Totaled 13 tackles (seven solo), 2.5 sacks, two tackles for loss and one fumble recovery...(9/13) at Buf.: Recovered one fumble...(11/1) at Sea.: Recorded three tackles (one)...(11/5) vs. GB.: Registered his first sack as a member of the 49ers, bringing down QB Aaron Rodgers for an 11-yard loss...(11/15) at NO.: Finished with a season-high four tackles (one) and added a half-sack...(12/13) vs. Was.: Recorded two tackles and brought down QB Alex Smith for a five-yard sack...(12/20) at Dal.: Recorded one tackle...(12/26) at Ari.: Posted one tackle.

2019 (WITH CIN. AND NYJ): Appeared in nine games, all with the Jets, and recorded seven tackles (four solo), one sack and one forced fumble...(10/6) at Phi.: Posted one tackle...(10/27) at Jac.: Recorded a season-high three tackles...Added his first sack of the season and registered his first career forced fumble...(12/1) at Cin.: Posted two tackles...(12/22) vs. Pit.: Recorded one tackle.

2018 (WITH CIN.): Played in 16 games with one start and registered 20 tackles (15 solo), one sack, four tackles for loss, one pass defended and one fumble recovery...(9/13) vs. Bal.: Registered his first career fumble recovery...Added one tackle and one pass defended...(9/23) at Car.: Recorded one tackle...(10/7) vs. Mia.: Collected a season-high three tackles (one)...(10/14) vs. Pit.: Notched one tackle...(10/21) at KC.: Posted two tackles...(10/28) vs. TB.: Recorded two tackles (one)...(11/11) vs. NO.: Logged one tackle...(11/18) at Bal.: Registered one tackle...(11/25) vs. Cle.: Notched one tackle...(12/2) vs. Den.: Recorded his first sack of the season, bringing down QB Case Keenum...Added one tackle for loss...(12/9) at LAC.: Posted two tackles...(12/16) vs. Oak.: Recorded one tackle for loss...(12/23) at Cle.: Registered two tackles and one tackle for loss...(12/30) at Pit.: Logged one tackle.

2017 (WITH CIN.): Played in 16 games with one start and totaled 25 tackles (17 solo), four tackles for loss and one sack...(9/10) vs. Bal.: Posted one tackle in his NFL debut...(9/14) vs. Hou.: Made his first career start and recorded a career-high five tackles...(9/24) at GB.: Logged one tackle...(10/1) at Cle.: Recorded two tackles (one)...(10/8) vs. Buf.: Registered three tackles and his first career sack, bringing down QB Tyrod Taylor...(10/22) at Pit.: Notched one tackle...(10/29) vs. Ind.: Posted one tackle...(11/5) at Jac.: Recorded two tackles (one) and one tackle for loss...(11/24) at Ten.: Logged one tackle...(11/26) vs. Cle.: Recorded one tackle...(12/10) vs. Chi.: Totaled two tackles and one tackle for loss...(12/17) at Min.: Posted one tackle...(12/24) vs. Det.: Notched one tackle...(12/31) at Bal.: Recorded three tackles and one tackle for loss.

COLLEGE: Appeared in 48 games with 39 starts over four seasons (2013-16) at Kansas State... Totaled 114 tackles, 40.5 tackles for loss, 26 sacks and seven forced fumbles... Finished career third in KSU history and tied for seventh in Big 12 history in sacks (26)... His seven career forced fumbles are tied for fifth-most in school history... As a senior in 2016, started all 13 games and recorded 52 tackles, 17.5 tackles for loss and 11.5 sacks... Named Big 12 Defensive Player of the Year, First-Team All-Big 12 and Big 12 Defensive Lineman of the Year... As a junior in 2015, started all 13 games and registered 36 tackles, 15.5 tackles for loss, 9.5 sacks, three passes defended, four forced fumbles and one fumble recovery... Started all 13 games as a sophomore in 2014 and recorded 25 tackles, 6.5 tackles for loss, four sacks and one pass defended... Appeared in nine games as a freshman and recorded one tackle and one sack.

PERSONAL: Attended Rockhurst High School in Kansas City, Mo. ...Recorded 58 tackles and nine sacks as a senior... Registered 60 tackles and 13 sacks as a junior... As a sophomore, helped team to 13-0 finish and a Missouri Class 6 State Championship.

ADDITIONAL STATISTICS: Special Teams Tackles – 1 in 2022; NFL Totals: 1.

SINGLE-GAME HIGHS: TACKLES: Total – 5, 9/14/17 vs. Hou. Solo – 3, four times; last: 11/13/22 vs. LAC. Sacks – 1, 10 times; last: 1/8/23 vs. Ari. Passes Defended – 1, 9/13/18 vs. Bal. Forced Fumbles – 1, three times; last: 1/8/23 vs. Ari. Fumble Recoveries – 1, three times; last: 12/24/22 vs. Was.

JORDAN WILLIS'S CAREER STATISTICS

Year	Team	GP	GS	TACKLES				INTERCEPTIONS				FUMBLES					
				Total	Solo	Asst.	Sacks	Yds.	No.	Yds.	Lg.	TD	PD	FF	FR	Yds.	
2017	Cincinnati	16	1	25	17	8	1.0	4.0	0	0	-	0	0	0	0	0	0
2018	Cincinnati	16	1	20	15	5	1.0	7.0	0	0	-	0	1	0	1	0	
2019	N.Y. Jets	9	0	7	4	3	1.0	1.0	0	0	-	0	0	1	0	0	
2020	NYJ/SF	9	0	13	7	6	2.5	18.5	0	0	-	0	0	0	1	0	
2021	San Francisco	10	0	15	6	9	3.0	23.0	0	0	-	0	0	1	0	0	
2022	San Francisco	9	0	11	6	5	2.0	3.0	0	0	-	0	0	1	1	0	
Totals		69	2	91	55	36	10.5	56.5	0	0	-	0	1	3	3	0	
POSTSEASON																	
2021	San Francisco	3	0	4	2	2	0.0	0.0	0	0	-	0	0	0	0	0	
2022	San Francisco	3	0	1	0	1	0.0	0.0	0	0	-	0	0	0	0	0	
Totals		6	0	5	2	3	0.0	0.0	0	0	-	0	0	0	0	0	

JORDAN WILLIS GAME-BY-GAME

2022, SAN FRANCISCO (13-4)

Date	Opp.	W/L	GP/GS	TACKLES				INTERCEPTIONS				FUMBLES					
				Total	Solo	Asst.	Sacks	Yds.	No.	Yds.	Lg.	TD	PD	FF	FR	Yds.	
9/11	at Chi.	L		(INACTIVE)													
9/18	Sea.	W		(RESERVE/INJURED LIST - KNEE)													
9/25	at Den.	L		(RESERVE/INJURED LIST - KNEE)													
10/3	LAR	W		(RESERVE/INJURED LIST - KNEE)													
10/9	at Car.	W		(RESERVE/INJURED LIST - KNEE)													
10/16	at Atl.	L		(RESERVE/INJURED LIST - KNEE)													
10/23	KC	L		(RESERVE/INJURED LIST - KNEE)													
10/30	at LAR	W		(RESERVE/INJURED LIST - KNEE)													
11/13	LAC	W	1/0	4	3	1	1.0	1.0	0	0	-	0	0	0	0	0	
11/21	at Ari.	W	1/0	1	0	1	0.0	0.0	0	0	-	0	0	0	0	0	
11/27	NO	W	1/0	0	0	0	0.0	0.0	0	0	-	0	0	0	0	0	
12/4	Mia.	W	1/0	1	0	1	0.0	0.0	0	0	-	0	0	0	0	0	
12/11	TB	W	1/0	0	0	0	0.0	0.0	0	0	-	0	0	0	0	0	
12/15	at Sea.	W	1/0	0	0	0	0.0	0.0	0	0	-	0	0	0	0	0	
12/24	Was.	W	1/0	2	1	1	0.0	0.0	0	0	-	0	0	0	1	0	
1/1/23	at LV	W	1/0	0	0	0	0.0	0.0	0	0	-	0	0	0	0	0	
1/8/23	Ari.	W	1/0	3	2	1	1.0	2.0	0	0	-	0	0	1	0	0	
Totals			9/0	11	6	5	2.0	3.0	0	0	-	0	0	1	1	0	
POSTSEASON																	
1/14/23	Sea.	W	1/0	0	0	0	0.0	0.0	0	0	-	0	0	0	0	0	
1/22/23	Dal.	W	1/0	1	0	1	0.0	0.0	0	0	-	0	0	0	0	0	
1/29/23	at Phi.	L	1/0	0	0	0	0.0	0.0	0	0	-	0	0	0	0	0	
Totals			3/0	1	0	1	0.0	0.0	0	0	-	0	0	0	0	0	

JORDAN WILLIS GAME-BY-GAME

2021, SAN FRANCISCO (10-7)

Date	Opp.	W/L	GP/GS	TACKLES					INTERCEPTIONS					FUMBLES		
				Total	Solo	Asst.	Sacks	Yds.	No.	Yds.	Lg.	TD	PD	FF	FR	Yds.
9/12	at Det.	W		(RESERVE/SUSPENDED LIST)												
9/19	at Phi.	W		(RESERVE/SUSPENDED LIST)												
9/26	GB	L		(RESERVE/SUSPENDED LIST)												
10/3	Sea.	L		(RESERVE/SUSPENDED LIST)												
10/10	at Ari.	L		(RESERVE/SUSPENDED LIST)												
10/24	Ind.	L		(RESERVE/SUSPENDED LIST)												
10/31	at Chi.	W	1/0	0	0	0	0.0	0.0	0	0	-	0	0	0	0	0
11/7	Ari.	L	1/0	4	1	3	0.0	0.0	0	0	-	0	0	0	0	0
11/15	LAR	W	1/0	0	0	0	0.0	0.0	0	0	-	0	0	0	0	0
11/21	at Jac.	W	1/0	0	0	0	0.0	0.0	0	0	-	0	0	0	0	0
11/28	Min.	W		(INACTIVE)												
12/5	at Sea.	L	1/0	3	1	2	1.0	10.0	0	0	-	0	0	0	0	0
12/12	at Cin.	W	1/0	3	0	3	0.0	0.0	0	0	-	0	0	0	0	0
12/19	Atl.	W	1/0	2	2	0	0.0	0.0	0	0	-	0	0	0	0	0
12/23	at Ten.	L	1/0	2	1	1	1.0	5.0	0	0	-	0	0	0	0	0
1/2/22	Hou.	W	1/0	1	1	0	1.0	8.0	0	0	-	0	0	1	0	0
1/9/22	at LAR	W	1/0	0	0	0	0.0	0.0	0	0	-	0	0	0	0	0
Totals			10/0	15	6	9	3.0	23.0	0	0	-	0	0	1	0	0
POSTSEASON																
1/16/22	at Dal.	W	1/0	0	0	0	0.0	0.0	0	0	-	0	0	0	0	0
1/22/22	at GB	W	1/0	2	1	1	0.0	0.0	0	0	-	0	0	0	0	0
1/30/22	at LAR	L	1/0	2	1	1	0.0	0.0	0	0	-	0	0	0	0	0
Totals			3/0	4	2	2	0.0	0.0	0	0	-	0	0	0	0	0

2020, NEW YORK JETS/SAN FRANCISCO

Date	Opp.	W/L	GP/GS	TACKLES					INTERCEPTIONS					FUMBLES		
				Total	Solo	Asst.	Sacks	Yds.	No.	Yds.	Lg.	TD	PD	FF	FR	Yds.
9/13	at Buf.*	L	1/0	0	0	0	0.0	0.0	0	0	-	0	0	0	1	0
9/20	SF*	L		(INACTIVE)												
9/27	at Ind.*	L	1/0	0	0	0	0.0	0.0	0	0	-	0	0	0	0	0
10/1	Den.*	L		(INACTIVE)												
10/11	Ari.*	L		(DID NOT PLAY)												
10/18	at Mia.*	L		(INACTIVE)												
10/25	Buf.*	L		(INACTIVE)												
11/1	at Sea.	L	1/0	3	1	2	0.0	0.0	0	0	-	0	0	0	0	0
11/5	GB	L	1/0	1	1	0	1.0	11.0	0	0	-	0	0	0	0	0
11/15	at NO	L	1/0	4	1	3	0.5	2.5	0	0	-	0	0	0	0	0
11/29	at LAR	W		(RESERVE/COVID-19 LIST)												
12/7	Buf.	L	1/0	1	1	0	0.0	0.0	0	0	-	0	0	0	0	0
12/13	Was.	L	1/0	2	2	0	1.0	5.0	0	0	-	0	0	0	0	0
12/20	at Dal.	L	1/0	1	1	0	0.0	0.0	0	0	-	0	0	0	0	0
12/26	at Ari.	W	1/0	1	0	1	0.0	0.0	0	0	-	0	0	0	0	0
1/3/21	Sea.	L		(RESERVE/INJURED LIST - ANKLE)												
Totals			9/0	13	7	6	2.5	18.5	0	0	-	0	0	1	0	0

*w/NYJ

JORDAN WILLIS GAME-BY-GAME

2019, NEW YORK JETS (7-9)

Date	Opp.	W/L	GP/GS	TACKLES					INTERCEPTIONS					FUMBLES			
				Total	Solo	Asst.	Sacks	Yds.	No.	Yds.	Lg.	TD	PD	FF	FR	Yds.	
9/8	Buf.	L		(NOT ON ROSTER)													
9/16	Cle.	L		(INACTIVE)													
9/22	at NE	L		(INACTIVE)													
10/6	at Phi.	L	1/0	1	1	0	0.0	0.0	0	0	-	0	0	0	0	0	0
10/13	Dal.	W	1/0	0	0	0	0.0	0.0	0	0	-	0	0	0	0	0	
10/21	NE	L	1/0	0	0	0	0.0	0.0	0	0	-	0	0	0	0	0	
10/27	at Jac.	L	1/0	3	3	0	1.0	1.0	0	0	-	0	0	1	0	0	
11/3	at Mia.	L	1/0	0	0	0	0.0	0.0	0	0	-	0	0	0	0	0	
11/10	NYG	W		(INACTIVE)													
11/17	at Was.	W		(INACTIVE)													
11/24	Oak.	W		(INACTIVE)													
12/1	at Cin.	L	1/0	2	0	2	0.0	0.0	0	0	-	0	0	0	0	0	
12/8	Mia.	W	1/0	0	0	0	0.0	0.0	0	0	-	0	0	0	0	0	
12/12	at Bal.	L	1/0	0	0	0	0.0	0.0	0	0	-	0	0	0	0	0	
12/22	Pit.	W	1/0	1	0	1	0.0	0.0	0	0	-	0	0	0	0	0	
12/29	at Buf.	W		(INACTIVE)													
Totals			9/0	7	4	3	1.0	1.0	0	0	-	0	0	1	0	0	

2018, CINCINNATI (6-10)

Date	Opp.	W/L	GP/GS	TACKLES					INTERCEPTIONS					FUMBLES		
				Total	Solo	Asst.	Sacks	Yds.	No.	Yds.	Lg.	TD	PD	FF	FR	Yds.
9/9	at Ind.	W	1/0	0	0	0	0.0	0.0	0	0	-	0	0	0	0	0
9/13	Bal.	W	1/0	1	1	0	0.0	0.0	0	0	-	0	1	0	1	0
9/23	at Car.	L	1/1	1	0	1	0.0	0.0	0	0	-	0	0	0	0	0
9/30	at Atl.	W	1/0	0	0	0	0.0	0.0	0	0	-	0	0	0	0	0
10/7	Mia.	W	1/0	3	1	2	0.0	0.0	0	0	-	0	0	0	0	0
10/14	Pit.	L	1/0	1	1	0	0.0	0.0	0	0	-	0	0	0	0	0
10/21	at KC	L	1/0	2	2	0	0.0	0.0	0	0	-	0	0	0	0	0
10/28	TB	W	1/0	2	1	1	0.0	0.0	0	0	-	0	0	0	0	0
11/11	NO	L	1/0	1	0	1	0.0	0.0	0	0	-	0	0	0	0	0
11/18	at Bal.	L	1/0	1	1	0	0.0	0.0	0	0	-	0	0	0	0	0
11/25	Cle.	L	1/0	1	1	0	0.0	0.0	0	0	-	0	0	0	0	0
12/2	Den.	L	1/0	1	1	0	1.0	7.0	0	0	-	0	0	0	0	0
12/9	at LAC	L	1/0	2	2	0	0.0	0.0	0	0	-	0	0	0	0	0
12/16	Oak.	W	1/0	1	1	0	0.0	0.0	0	0	-	0	0	0	0	0
12/23	at Cle.	L	1/0	2	2	0	0.0	0.0	0	0	-	0	0	0	0	0
12/30	at Pit.	L	1/0	1	1	0	0.0	0.0	0	0	-	0	0	0	0	0
Totals			16/1	20	15	5	1.0	7.0	0	0	-	0	1	0	1	0

2017, CINCINNATI (7-9)

Date	Opp.	W/L	GP/GS	TACKLES					INTERCEPTIONS					FUMBLES		
				Total	Solo	Asst.	Sacks	Yds.	No.	Yds.	Lg.	TD	PD	FF	FR	Yds.
9/10	Bal.	L	1/0	1	0	1	0.0	0.0	0	0	-	0	0	0	0	0
9/14	Hou.	L	1/1	5	1	4	0.0	0.0	0	0	-	0	0	0	0	0
9/24	at GB	L	1/0	1	1	0	0.0	0.0	0	0	-	0	0	0	0	0
10/1	at Cle.	W	1/0	2	1	1	0.0	0.0	0	0	-	0	0	0	0	0
10/8	Buf.	W	1/0	3	3	0	1.0	4.0	0	0	-	0	0	0	0	0
10/22	at Pit.	L	1/0	1	1	0	0.0	0.0	0	0	-	0	0	0	0	0
10/29	Ind.	W	1/0	1	1	0	0.0	0.0	0	0	-	0	0	0	0	0
11/5	at Jac.	L	1/0	2	1	1	0.0	0.0	0	0	-	0	0	0	0	0
11/12	at Ten.	L	1/0	1	1	0	0.0	0.0	0	0	-	0	0	0	0	0
11/19	at Den.	W	1/0	0	0	0	0.0	0.0	0	0	-	0	0	0	0	0
11/26	Cle.	W	1/0	1	1	0	0.0	0.0	0	0	-	0	0	0	0	0
12/4	Pit.	L	1/0	0	0	0	0.0	0.0	0	0	-	0	0	0	0	0
12/10	Chi.	L	1/0	2	2	0	0.0	0.0	0	0	-	0	0	0	0	0
12/17	at Min.	L	1/0	1	1	0	0.0	0.0	0	0	-	0	0	0	0	0
12/24	Det.	W	1/0	1	0	1	0.0	0.0	0	0	-	0	0	0	0	0
12/31	at Bal.	W	1/0	3	3	0	0.0	0.0	0	0	-	0	0	0	0	0
Totals			16/1	25	17	8	1.0	4.0	0	0	-	0	0	0	0	0



ISIAH 'IKE' BROWN

46

POSITION: Cornerback
HT/WT: 6-1/185
ACQUIRED: FA-'22
BORN: 4/25/98

NFL SEASON: 1
RAIDERS SEASON: 1
COLLEGE: Florida International University
HOMETOWN: Tampa, Fla.

TRANSACTIONS: Signed by Buffalo Bills as an undrafted free agent, May 7, 2020...Placed on Reserve/Retired List, Aug. 24, 2020...Signed by Las Vegas Raiders as a free agent, July 20, 2022...Waived by Raiders, Aug. 30, 2022...Signed by Raiders to practice squad, Aug. 31, 2022...Signed by Raiders as a Reserve/Future free agent, Jan. 9, 2023.

CAREER: Entered NFL as an undrafted free agent with the Buffalo Bills in 2020...Joined the Raiders as a free agent in 2022 and spent the entire season on the team's practice squad...Played with New Orleans Breakers of The United States Football League in 2022, totaling 16 tackles (eight solo) and two INTs, including one returned for a touchdown.

COLLEGE: Played four seasons with Florida International (2016-2019)...As a senior, started 12 games and recorded 44 tackles, 2.5 tackles for loss and seven passes defended...Appeared in 12 games and made two starts as a junior...Tallied 28 tackles, two interceptions, five passes defended and one fumble recovery...Logged the second-most kick return yards on the team (75) and recorded second-highest kick return average (18.8 yards per return)...Played in five contests as a sophomore and made two starts...Recorded six total tackles...Appeared in 11 games with seven starts as a freshman...Compiled 20 tackles, a team-high seven passes defended and three interceptions.

PERSONAL: A native of Tampa, Fla., where he attended Tampa Bay Tech...Registered 127 return yards with two interceptions as a senior...Recorded 362 all-purpose yards...Notched 33 tackles, two interceptions and one fumble recovery during his junior year.



BRYCE COSBY

44

POSITION: Cornerback
HT/WT: 5-10/188
ACQUIRED: UDFA-'22
BORN: 3/22/99

NFL SEASON: 1
RAIDERS SEASON: 1
COLLEGE: Ball State
HOMETOWN: Louisville, Ky.

TRANSACTIONS: Signed by Las Vegas Raiders as an undrafted free agent, May 12, 2022.

CAREER: Joined the Raiders as an undrafted free agent in May 2022 and spent the entire season on the practice squad.

COLLEGE: Played five years at Ball State, playing in 57 games...Racked up 392 career tackles (228 solo), 20.5 tackles for loss, five sacks, 10 INTs, 26 passes defended, three forced fumbles and three fumble recoveries...As a senior, played in all 13 games and totaled 110 tackles (67), 9.5 tackles for loss, a career-high four sacks, two INTs and two forced fumbles...As a senior in 2020, started all eight games and tied for the team lead with two INTs...Ranked third on the team with 62 tackles (35)...Named first-team All-MAC...Named Academic All-MAC...Named CoSIDA Academic All-District...As a junior, started all 12 games and finished fourth on the team with 78 tackles (49)...Named Academic All-MAC...As a sophomore, played in 12 games with 11 starts...Tied for the team lead with 83 tackles (42) and two INTs...Named Academic All-MAC...As a freshman, started all 12 games.

PERSONAL: Attended duPont Manual High School in Louisville, Ky...Ranked as a two-star recruit by 247Sports.com...Two-time team captain...First-team all-state as a senior...Honorably mention all-state as a junior...Two-time first-team all-district and all-metro selection...Prep totals included 14 INTs, 20 passes defended and four TDs...As a senior, posted 50 tackles, five INTs and two forced fumbles...As a junior, tied school record with eight INTs...Also ran track...Named honorable mention KHSAA academic all-state...Father, Donald, played football at Louisville.



COLE FOTHERINGHAM

85

POSITION: Tight End
HT/WT: 6-4/243
ACQUIRED: UDFA-'22
BORN: 10/11/97

NFL SEASON: 1
RAIDERS SEASON: 1
COLLEGE: Utah
HOMETOWN: San Clemente, Calif.

TRANSACTIONS: Signed by Las Vegas Raiders as an undrafted free agent, May 12, 2022...Waived by Raiders, Aug. 30, 2022...Signed by Raiders to practice squad, Aug. 31, 2022...Re-signed by Raiders as a Reserve/Future free agent, Jan. 9, 2023.

CAREER: Joined the Raiders as an undrafted free agent in May 2022 and spent the entire season on the practice squad.

COLLEGE: Played four years at Utah, playing in 47 games with 38 starts...Career totals include 52 receptions for 526 yards and three TDs...As a senior, played in 14 games with 10 starts...As a junior, started all five games...Posted four catches for 52 yards...Named to the Pac-12 All-Academic Honor Roll...As a sophomore, started all 14 games...Posted 16 catches for 156 yards with one TD...Earned Pac-12 All-Academic Honor Roll recognition...As a freshman, played in 14 games with nine starts...Had 17 catches for 190 yards with two TDs.

PERSONAL: Attended San Clemente (Calif.) High School...Totaled 100 career receptions for 1,244 yards and 19 TDs...Selected to the 2015 All-USA California Team...As a senior, had 45 receptions for 600 yards and 10 TDs...As a junior, recorded 50 catches for 585 yards with eight TDs...Helped lead team to back-to-back Sea View League Championships...Also played quarterback, completing 34-of-56 pass attempts for 428 yards and five TDs...Also earned four letters in basketball...Served a Mission in Nicaragua...Father, Chad, played quarterback at the University of Pacific...Majored in business administration.



CHASE GARBERS

15

POSITION: Quarterback
HT/WT: 6-2/225
ACQUIRED: UDFA-'22
BORN: 6/6/99

NFL SEASON: 1
RAIDERS SEASON: 1
COLLEGE: California
HOMETOWN: Newport Beach, Calif.

TRANSACTIONS: Signed by Las Vegas Raiders as an undrafted free agent, May 12, 2022...Waived by Raiders, Aug. 30, 2022...Signed to Raiders practice squad, Aug. 31, 2022...Signed by Raiders to active roster, Dec. 31, 2022.

CAREER: Joined the Raiders as an undrafted free agent in May 2022 and spent 15 games on the practice squad...Was elevated to the active roster for the team's final two games of the season.

COLLEGE: Played five years at California, seeing action in 36 games with 34 starts...Totaled 6,582 career passing yards, completing 589-of-959 attempts with 50 TDs...Finished career ranked fourth in program history in total yardage (7,756), tied for sixth in TDs (50), seventh in passer rating (132.2), seventh in passing yards (6,582) and tied for seventh in 300-yard passing games (four)...As a senior, started all 11 games...Completed 223-of-348 pass attempts for 2,533 yards and 16 TDs...Also rushed for a career-high 456 yards on 104 carries and four TDs...Named team Most Valuable Player and tabbed for All-Pac-12 honors by the league's coaches and Pro Football Focus...Named to the watch list for both the Johnny Unitas Golden Arm and Manning Awards...As a junior, started each of the team's four games...Completed 85-of-136 passes for 771 yards and six TDs...Named to the Johnny Unitas Golden Arm Award watch list...Named preseason All-Pac-12 by Athlon Sports and Lindy's...As a sophomore, started nine games and led the Golden Bears to a 7-2 record in those contests...Totaled 1,270 yards on 131-for-215 passing with nine TDs...As a freshman, saw action in 12 games with 10 starts...Season totals included 1,506 yards on 159-for-260 passing with 14 TDs...Rushed for 420 yards to rank second on the team...Redshirted as a true freshman.

PERSONAL: Attended Corona del Mar High School in Newport Beach, Calif. ...Led team to a state championship and four Pacific Coast League crowns, while compiling a 47-7 overall record and a 20-0 conference mark...Prep totals included 7,790 yards on 589-for-854 passing with 90 TDs and just 10 INTs...Also rushed for 1,290 career yards and 27 TDs on 299 carries...Earned Daily Pilot Dream Team Player of the Year honors and first-team All-Pacific Coast League honors as both a junior and senior...Conference MVP as a senior...As a senior, passed for a career high 3,895 yards...As a junior, passed for 33 TDs and rushed for 457 yards and seven TDs...As a freshman, part of a team that was the first in California history to post a 16-0 record that included a Division 3 state crown...Graduated from California with a degree in political economy in 2021.



VITALIY GORMAN

73

POSITION: Guard
HT/WT: 6-3/305
ACQUIRED: FA-'22
BORN: 8/4/98

NFL SEASON: 1
RAIDERS SEASON: 1
COLLEGE: Toledo
HOMETOWN: Rochester, N.Y.

TRANSACTIONS: Signed with Kansas City Chiefs as an undrafted free agent, May 16, 2022... Waived by Chiefs, Aug. 30, 2022... Signed by Las Vegas Raiders to practice squad, Sept. 2, 2022... Re-signed by Raiders as a Reserve/Future free agent, Jan. 9, 2023.

CAREER: Entered the NFL as an undrafted free agent in May 2022 and has spent time on the practice squads with the Kansas City Chiefs and Las Vegas Raiders.

COLLEGE: Played two seasons at Toledo (2020-21) after transferring from Edinboro University... Named a preseason All-MAC selection by Phil Steele in 2021... In 2020, started all six games at left tackle... Was part of an offense that ranked third in the MAC in total offense (494.0) and first in passing offense (325.8)... At Edinboro, was named first-team All-PSAC in 2019... In 2018, started 11 games at center... In 2017, played in 10 games at center... Redshirted in 2016.

PERSONAL: A native of Rochester, N.Y., he attended Spencerport High School where he was named second team All-State as an offensive lineman during his senior season... Earned first team All-Greater Rochester and first-team All-County honors... Also lettered in track and field and wrestling.



KANA'I MAUGA

43

POSITION: Linebacker
HT/WT: 6-2/245
ACQUIRED: FA-'22
BORN: 1/8/00

NFL SEASON: 1
RAIDERS SEASON: 1
COLLEGE: USC
HOMETOWN: Waiānae, Hawaii

TRANSACTIONS: Signed by Denver Broncos as an undrafted free agent, May 13, 2022... Waived by Broncos, Aug. 30, 2022... Signed by Broncos practice to practice squad, Aug. 31, 2022... Waived by Broncos, Nov. 1, 2022... Signed by Las Vegas Raiders to practice squad, Dec. 13, 2022... Re-signed by Raiders as a Reserve/Future free agent, Jan. 9, 2023.

CAREER: Entered the NFL as an undrafted free agent in May 2022 and has spent time on the practice squads with the Denver Broncos and Las Vegas Raiders.

COLLEGE: Played in 43 games with 24 starts over his career at USC (2018-21), totaling 207 tackles (106 solo), 16.5 tackles for loss, five sacks, three interceptions, nine passes defended and two forced fumbles... Started all 12 games played in 2021, logging a team-high 91 tackles (55), one sack, one interception, two passes defended and one forced fumble... Earned All-Pac-12 honorable mention honors and won USC's 2021 Trojan Way Leadership Award following the season... Appeared in six games with four starts in 2020, recording 41 tackles (15), one sack and one interception... Played in 13 games with eight starts in 2019, compiling 61 tackles (32), three sacks, one interception, two passes defended and one forced fumble... Posted 14 tackles (4) and two passes defended in 12 games played as a true freshman in 2018.

PERSONAL: Attended Waiānae (Hawaii) High School, where he played tight end and linebacker... Totaled 52.5 tackles, three sacks, two forced fumbles, two fumble recoveries and three defensive touchdowns as a senior in 2017... Named to the 2017 PrepStar All-American team and was named USA Today's All-Hawaii Defensive Player of the Year following his senior season... Name pronounced KUH-nye mau-GUH



SINCERE MCCORMICK

47

POSITION: Running Back **NFL SEASON:** 2
HT/WT: 5-9/205 **RAIDERS SEASON:** 2
ACQUIRED: UDFA-'22 **COLLEGE:** Texas-San Antonio
BORN: 9/10/00 **HOMETOWN:** Converse, Texas

TRANSACTIONS: Selected by Las Vegas Raiders as an undrafted free agent, May 12, 2022.


CAREER: Joined the Raiders as an undrafted free agent in May 2022 and spent the entire season on the Reserve/Injured List.

COLLEGE: Played three years at UTSA, playing in 36 games and setting 20 program records...Set UTSA standards for rushing yards (3,939), rushing TDs (34), 100-yard rushing games (18) and all-purpose yards (4,438)...Averaged 5.4 yards on 724 career carries...Averaged 109.1 rushing yards per game...As a junior, played in 13 games and set UTSA records with 298 carries for 1,479 yards with 15 TDs...Set the school record with 1,663 all-purpose yards...Led team to a 12-2 record and the program's first Conference USA title...Tabbed as the C-USA Offensive Player of the Year...Selected as a second-team All-American by the FWAA and Phil Steele Publications...Named a third-team All-American by the Associated Press...First-team All-C-USA pick...Finalist for the Earl Campbell Tyler Rose Award...Semifinalist for the Doak Walker Award...Dave Campbell's Texas Football Best Running Back and All-Texas College First Team selection...Rushed for over 100-yards in eight games...As a sophomore, played in 11 games and rushed for 1,467 yards and 11 TDs on 249 carries, averaging a program-record 133.4 yards per game...Named C-USA Offensive Player of the Year and first-team all-conference...Named second-team All-American by the FWAA and Phil Steele Publications...Finalist for the Earl Campbell Tyler Rose Award...Semifinalist for the Doak Walker Award...Dave Campbell's Texas Football Texas College Player of the Year and All-Texas College First Team selection...Four-time C-USA Offensive Player of the Week...As a freshman, played in 12 games and rushed for 983 yards and eight TDs on 177 carries...Set program freshman records for rushes, rushing yards, rushing TDs, yards per attempt (5.5) and yards per game (81.9)...Named to FWAA Shaun Alexander Freshman All-American Team...Named the C-USA Freshman of the Year and an honorable mention all-conference selection.

PERSONAL: Attended Judson High School in Converse, Texas...Rushed for 3,407 yards and 43 TDs in prep career...As a senior, named first-team All-District 26-6A...Rushed for 1,489 yards and 22 TDs on 145 carries...Led team to a 13-1 record, a district championship and the Class 6A Division 1 quarterfinal...Rushed for 100-plus yards eight times...As a junior, named District 27-6A Offensive Player of the Year...Also named first-team all-state after racking up 1,211 yards and 13 TDs...As a sophomore, rushed for 691 yards and eight TDs...Named a Dave Campbell Texas Football Top-300 prospect.

DRAFT PICKS AND UNDRAFTED FREE AGENTS





JAKORIAN BENNETT

29

POSITION: Cornerback
HT/WT: 5-11/195
ACQUIRED: D4a-'23
BORN: 8/23/00

NFL SEASON: R
RAIDERS SEASON: R
COLLEGE: Maryland
HOMETOWN: Mobile, Ala.

TRANSACTIONS: Selected by Las Vegas Raiders in the fourth round (104th overall) of the 2023 NFL Draft, April 29, 2023.

COLLEGE: Played in 27 games with 25 starts over three seasons at Maryland (2020-22) after beginning his collegiate career at Hutchinson Community College (2018-2019)...At Maryland, was a two-time honorable mention All-Big Ten Conference and finished with 69 tackles (55 solo), 4.5 tackles for loss, five interceptions and 26 passes defended...In 2022, led Maryland and ranked tied for third in the Big Ten in passes defended (11)...Added 39 tackles and one interception...Registered a career-high five passes defended against Buffalo...Recorded a career-high seven tackles at Michigan...Tied a career-high with seven tackles and added one pass defended and one blocked kick against Michigan State...

Recorded first INT of the season and added three passes defended against Purdue...Posted six tackles (four) against Northwestern...Recorded three tackles at Wisconsin...Registered three tackles, one pass defended and one blocked extra point against Ohio State...Tallied one INT and one pass defended in the Duke's Mayo Bowl, earning MVP honors...In 2021, started all 12 contests and totaled 24 tackles (23)...Tied for eighth in the Big Ten in interceptions (three)...Led all Power-5 defensive backs with 16 passes defended, the most by a Terp since 2003...Named an honorable mention All-Big Ten Conference selection...Posted three tackles against Kent State...Recorded two tackles and two passes defended against Indiana...Registered two passes defended against Penn State...Recorded four tackles and one pass defended at Michigan State...Recorded one pass defended against Michigan...Tallied a season-high five tackles, one INT and one pass defended at Rutgers...As a junior in 2020, appeared in four games with two starts and totaled six tackles and two passes defended...Spent two years at Hutchinson Community College (2018-19), appearing in 15 games and recording 25 tackles (18) and three INTs...Named 2019 First Team All-Kansas Jayhawk Community College Conference.

AT A GLANCE

- Played in 27 games with 25 starts over three seasons at Maryland (2020-22), totaling 69 tackles (49 solo), four INTs and 29 passes defended.
- A two-time honorable mention All-Big Ten Conference selection, leading all FBS players in total passes defended (29) from 2021-22.
- Ranked first among all Power 5 defensive backs in 2021 with 16 passes defended.



Recorded one pass defended against Michigan...Tallied a season-high five tackles, one INT and one pass defended at Rutgers...As a junior in 2020, appeared in four games with two starts and totaled six tackles and two passes defended...Spent two years at Hutchinson Community College (2018-19), appearing in 15 games and recording 25 tackles (18) and three INTs...Named 2019 First Team All-Kansas Jayhawk Community College Conference.

PERSONAL: Attended McGill-Tooless Catholic High School, where he was First Team All-7A Area & Region...Won State Championship as a sophomore...Named All-State in Track & Field.

JAKORIAN BENNETT'S COLLEGIATE CAREER STATISTICS

Year	School	GP	GS	Total	TACKLES				INTERCEPTIONS				FUMBLES	
					Solo	Asst.	Sacks	Yds.	No.	Yds.	TD	PD	FF	FR
2018	Hutchinson CC	5	5	3	3	0	0.0	0.0	1	57	0	2	0	0
2019	Hutchinson CC	10	10	25	18	7	0.0	0.0	2	43	0	1	2	0
2020	Maryland	4	2	6	0	0	0.0	0.0	0	-	-	2	0	0
2021	Maryland	12	12	24	23	1	0.0	0.0	3	-1	0	16	0	0
2022	Maryland	11	11	39	26	13	0.0	0.0	1	0	0	11	0	0
Collegiate Totals		42	40	97	70	21	0.0	0.0	7	99	0	32	2	0



AMARI BURNEY

56

POSITION: Linebacker
HT/WT: 6-2/228
ACQUIRED: D6-'23
BORN: 6/19/00

NFL SEASON: R
RAIDERS SEASON: R
COLLEGE: Florida
HOMETOWN: St. Petersburg, Fla.

TRANSACTIONS: Selected by Las Vegas Raiders in the sixth round (203rd overall) of the 2023 NFL Draft, April 29, 2023.

COLLEGE: Spent five years at Florida (2018-22), appearing in 58 games with 22 starts... Recorded 223 total tackles (121 solo), 15 tackles for loss, seven sacks, 12 passes defended, four INTs, two forced fumbles and a two fumble recoveries... In 2022, started in all 13 games and finished with 79 tackles, four sacks, two forced fumbles, four passes defended, two INTs one fumble recovery... Recorded eight tackles (three) against Oregon State in the Las Vegas Bowl... Notched six tackles (three) and one pass defended at Florida State... Recorded 10 tackles (four) and one pass defended at Vanderbilt... Posted four tackles (one) against South Carolina... Recorded one fumble recovery at Texas A&M... Tallied seven tackles (four), one forced fumble, one INT and one passes defended against Georgia... Recorded eight tackles (four) against LSU... Recorded eight tackles (two) against Missouri... Registered four tackles (three) and one sack against Eastern Washington... Totaled eight tackles (seven), two sacks and one forced fumble at Tennessee... Tallied five tackles (three) and one passes defended against USF... Registered four tackles (one) and one sack against Kentucky... Recorded seven tackles (six) and one INT against Utah... In 2021, appeared in all 13 games and made two starts... Finished with 44 tackles (24) and three passes defended... Totaled six tackles (five) and one passes defended against UCF... Recorded seven tackles (six) and one pass defended against Florida State... Registered four tackles (three) against Missouri... Posted three tackles (one) against Samford... Posted one tackle against South Carolina... Credited with one pass defended against Georgia... Registered two tackles against LSU... Notched one tackle against Vanderbilt... Recorded four tackles (two) against Kentucky... Recorded five tackles (one) against Tennessee... Registered four tackles (one) against Alabama... In 2020, appeared in all 12 games with four starts... Finished fourth on the team with 52 tackles (29)... Added two sacks and 2.5 tackles for loss... Recorded five tackles (three) at Ole Miss... Totaled six tackles (two) and one pass defended against South Carolina... Recorded three tackles against Texas A&M... Posted three tackles (two) against Missouri... Registered two tackles (one) and his second-career interception against Georgia... Posted two tackles against Vanderbilt... Recorded two tackles against Kentucky... Registered one sack against Tennessee... Recorded four tackles (one) against LSU... Registered a season-high 10 tackles (eight) during the SEC Championship game against Alabama... In 2019, appeared in eight games and made three starts... Finished seventh on the team with 37 tackles... Recorded a season-high eight tackles against Towson... Recorded first career INT and fumble recovery against Tennessee... Recorded five tackles against Virginia in the Capital One Orange Bowl... In 2018, appeared in 12 games as a reserve defensive back... Totaled 11 tackles, two tackles for loss, one sack and two passes defended... Registered his first-career tackle for loss against Charleston Southern... Recorded his first-career sack in the Chick-fil-A Peach Bowl against Michigan.

AT A GLANCE

- Appeared in 58 career games with 22 starts at Florida (2018-22), totaling 223 total tackles (121 solo), 15 tackles for loss, seven sacks, 12 passes defended, four interceptions, two forced fumbles and two fumble recoveries.
- As a fifth-year senior in 2022, recorded career highs in tackles (79), sacks (4), interceptions (2), passes defended (6) and forced fumbles (2).
- Was the only player in the SEC in 2022 with 2+ INTs and 4+ sacks.



PERSONAL: Attended Calvary Christian High School his senior year after transferring from Clearwater Central Catholic... Played both offense and defense... Totaled 182 career tackles, three interceptions, 23 passes defended, two sacks, three forced fumbles, three fumble recoveries and three defensive touchdowns... On offense, recorded 992 receiving yards and 12 touchdowns on 54 receptions... Cousin, Brandon Facyon, plays for the Las Vegas Raiders.

AMARI BURNEY'S COLLEGIATE CAREER STATISTICS

Year	School	GP	GS	TACKLES				INTERCEPTIONS				FUMBLES		
				Total	Solo	Asst.	Sacks	Yds.	No.	Yds.	TD	PD	FF	FR
2018	Florida	12	0	11	7	4	1.0	5.0	0	-	-	2	0	0
2019	Florida	8	3	37	20	17	0.0	0.0	1	0	0	1	0	1
2020	Florida	12	4	52	29	23	2.0	13.0	1	2	0	3	0	0
2021	Florida	13	2	44	24	20	0.0	0.0	0	-	-	3	0	0
2022	Florida	13	13	79	41	38	4.0	24.0	2	0	0	6	2	1
Collegiate Totals		58	22	223	121	102	7.0	42.0	4	2	0	15	2	2



MICHAEL MAYER

87

POSITION: Tight End
HT/WT: 6-4/265
ACQUIRED: D2-'23
BORN: 7/6/01

NFL SEASON: R
RAIDERS SEASON: R
COLLEGE: Notre Dame
HOMETOWN: Edgewood, Ky.

TRANSACTIONS: Selected by Las Vegas Raiders in the second round (35th overall) of the 2023 Draft, April 28, 2023.

COLLEGE: A three-year starter at Notre Dame (2020-22), appeared in 36 games with 28 starts and set program records for tight ends with 180 receptions for 2,099 yards (11.7 avg.) and 18 touchdowns... As a junior in 2022, started all 12 games and recorded 67 receptions for 809 yards and a career-high nine TDs... Named First Team Associated Press All-American... Recorded five receptions for 32 yards at Ohio State... Finished with a team-high eight catches for 103 yards and one TD against Marshall... Posted two receptions for 10 yards and one TD against California... Hauled in seven passes for 88 yards and one TD at North Carolina... Set a new single-game school record for tight ends with 11 receptions and finished with 118 yards and two TDs against BYU... Marked his fourth career 100-yard receiving game... Posted five catches for 60 yards against Stanford... Recorded 115 yards and one touchdown against UNLV... Hauled in three passes for 54 yards at Syracuse... Finished with four receptions for 44 yards and one TD against Clemson... Set a new Notre Dame record for career touchdown receptions (16) by a tight end... Recorded three catches for 23 yards at Navy... Posted five receptions for 64 yards against Boston College... Became the 13th player in school history to reach 2,000 career receiving yards... Registered eight catches for 98 yards and two TDs at Southern Cal... Set a new single-season tight end touchdown record (nine)... Surpassed WR Jeff Samardzija (179) for third on Notre Dame's all-time receptions list... As a sophomore in 2021, started all 12 games and totaled 71 receptions for 840 yards and seven TDs... Among all tight ends in the FBS, ranked fourth in receiving yards (840) and eighth in TDs (seven)... Set a single-season school record for receiving yards (840) and receiving TDs (seven) by a tight end... Finished with nine receptions for 120 yards and one TD at Florida State... Hauled in seven passes for 81 yards and two TDs against Toledo... Led the team with seven receptions at Wisconsin... Recorded a team-high eight receptions for 93 yards against Cincinnati... Finished with five receptions for 54 yards against Southern California...

AT A GLANCE

- Played in 36 games with 28 starts over three seasons at Notre Dame (2020-22), recording 180 receptions for 2,099 yards (11.7 avg.) and 19 touchdowns.
- Led all FBS tight ends with nine touchdown receptions in 2022 and became the only tight end in the FBS with 800+ receiving yards in both 2021 and 2022.
- Holds the all-time records for receptions (180), receiving yards (2,099) and receiving touchdowns (18) among tight ends at Notre Dame.




Posted four catches for 51 yards against North Carolina... Led the team with seven receptions for 84 yards and one TD at Virginia... Registered a career-long 52-yard TD catch against Georgia Tech... Finished with nine receptions for 105 yards at Stanford... Tied the school record for most receptions by a tight end in a single game... Marked his second-career 100-yard receiving game... Hauled in seven passes for 72 yards and two TDs against Oklahoma State in the Fiesta Bowl scores... Set the school record for TD receptions by a tight end in a single season (7) and passed Tyler Eifert for most receiving yards by a tight end in a single season (840)... Played in all 12 games with four starts as a freshman... Finished with 42 receptions for 450 yards and two TDs... Posted three receptions for 38 yards against Duke... Earned his first-career start against USF, catching one pass for five yards... Caught two passes for 25 yards and one TD against Florida State... Posted one catch for 12 yards against Louisville... Recorded five receptions for 73 yards and one TD at Pitt... Posted three receptions for 15 yards at Georgia Tech... Caught five passes for 67 yards against Clemson... Recorded one reception for 12 yards at Boston College... Hauled in four passes for 54 yards at North Carolina... Posted five receptions for 36 yards against Syracuse... Led the team with five receptions for 51 yards against Clemson in the ACC Championship... Recorded seven receptions for 62 yards against Alabama in the Rose Bowl.

PERSONAL: Attended Covington Catholic high school... A four-star recruit by 247Sports, Rivals and ESPN.com... Named the 2019 Gatorade Kentucky Football Player of the Year after posting 49 receptions for 970 yards and 15 TDs... Helped Covington Catholic to a Kentucky 5A State Championship in 2019 and was named the MVP of the title game... Named 2019 Kentucky Football Coaches Association Mr. Football and 5A District 5 Player of the Year... Selected to the 2020 U.S. Army All-American Bowl.

MICHAEL MAYER'S COLLEGIATE CAREER STATISTICS

Year	School	GP	GS	RUSHING					RECEIVING				
				Att.	Yds.	Avg.	Lg.	TD	Rec.	Yds.	Avg.	Lg.	TD
2020	Notre Dame	12	4	42	450	10.7	29	2	0	0	-	-	0
2021	Notre Dame	12	12	71	840	11.8	52	7	0	0	-	-	0
2022	Notre Dame	12	12	67	809	12.1	37	9	0	0	-	-	0
Collegiate Totals		36	28	180	2099	11.7	52	18	0	0	-	-	0



AIDAN O'CONNELL

4

POSITION: Quarterback
HT/WT: 6-3/210
ACQUIRED: D4b-'23
BORN: 9/1/98

NFL SEASON: R
RAIDERS SEASON: R
COLLEGE: Purdue
HOMETOWN: Long Grove, Ill.

TRANSACTIONS: Selected by Las Vegas Raiders in the fourth round (135th overall) of the 2023 NFL Draft, April 29, 2023.

COLLEGE: Played in 33 games with 26 starts over five seasons (2018-22) at Purdue... Completed 826-of-1,328 passes for 9,219 yards and 65 TDs... A two-time All-Big Ten selection, finishing his career as the school's all-time leader in completion percentage (66.7), passer rating (141.8) and 500-yard passing games (two)... His five career 400-yard passing games and 14 career 300-yard passing games rank second in school history, trailing only QB Drew Brees... As a senior in 2022, started in all 12 games and completed 320-of-499 passes for 3,490 yards and 22 TDs... Earned Second Team All-Big Ten (Coaches, AP)... Led the Big Ten in passing yards per game (290.8) and completions per game (26.7), while ranking second in total passing yards (3,490) and third in passing touchdowns (22)... Recorded six 300-yard passing games for the second straight season... Completed 17-of-19 passes for 211 yards and four TDs against Indiana State... Threw for a season-high 424 yards with three TD at Syracuse... Passed for 360 yards and two TDs at Maryland... Completed 35-of-54 passes for 391 yards and four TDs against Nebraska... Passed for 366 yards in the Big Ten Championship against Michigan... In 2021, appeared in 12 games with nine starts... Completed 315-of-439 passes for 3,712 yards and 28 TDs... Set Purdue single-season records for completion percentage (71.8) and passer rating (158.8)... Averaged 11.8 yards per pass and 309.3 passing yards per game... Named Second Team All-Big Ten (Coaches, AP, PFF, Phil Steele)... Threw two TDs against UConn... Went 12-of-19 for 182 yards and one TD against Illinois... Completed 34-of-52 passes with one TD against Minnesota... Threw for 375 yards and two TDs and rushed for a touchdown against Iowa... Went 40-of-54 for 536 yards and three TDs against Michigan State... Recorded his second-straight 40-completion game at Ohio State, throwing for 390 yards and four TDs... Connected on 29-of-39 passes for 423 yards and three TDs against Northwestern... Finished with 278 yards and four TDs against Indiana... Completed 26-of-46 passes for 534 yards and five TDs in the Music City Bowl against Tennessee... In 2020, started three games before missing rest of season due to injury... Completed 88-of-136 passes for 916 yards and seven TDs... Passed for 282 yards and two touchdowns against Iowa... Completed 29-of-35 passes for 371 yards and two TDs at Illinois... Finished 28-of-51 for 263 yards and two touchdowns against Northwestern... In 2019, played in six games with three starts and completed 103-of-164 passing attempts for 1,101 yards and eight TDs... Connected on one pass for four yards at Penn State... Recorded first career TD pass against Illinois... Went 6-for-7 for 62 yards against Nebraska... Made first start and completed 34-of-50 passes for 271 yards and two TDs at Northwestern... Completed 26-of-43 passes for 289 yards and two TDs at Wisconsin... Finished 28-of-49 for 408 yards and three TDs against Indiana... Entered Purdue as a walk-on in 2017 and did not see action in his first two seasons... Graduated with a degree in General Management... Earned his Master's degree in Technology, Leadership & Innovation.

AT A GLANCE


- Finished as Purdue's all-time leader in completion percentage (66.7), passer rating (141.8) and 500-yard passing games (two).
- Ranked fourth in program history in career completions (826), fifth in touchdown passes (65) and sixth in passing yards (9,219).
- In 2022, led the Big Ten in passing yards per game (290.8) and completions per game (26.7), while ranking second in passing yards (3,490) and third in passing touchdowns (22).



PERSONAL: Played football and basketball at Stevenson High School in Long Grove, Ill., where he was named the 2016 News-Sun Football Player of the Year and a Class 8A All-State quarterback... In his lone season as the full-time starter for the Patriots (2016), O'Connell set school records for passing yardage in a season (2,741), touchdown passes in a season (26) and passing yardage in a game (447)... Earned his Master's degree in technology, Leadership & Innovation (May 2022)... Married to Jael Johnson, a four-year letterwinner with Purdue Volleyball and a two-time Academic All-Big Ten honoree.

AIDAN O'CONNELL'S COLLEGIATE CAREER STATISTICS

Year	School	GP	GS	Att.	Cmp.	Yds.	PASSING			Lg.	
							Pct.	Yds./Att.	TD		
2019	Purdue	6	3	164	103	1,101	62.8	6.7	8	4	72
2020	Purdue	3	3	136	88	916	64.7	6.7	7	2	45
2021	Purdue	12	12	439	315	3,712	71.8	8.5	28	11	75
2022	Purdue	12	12	499	320	3,490	64.1	7.0	22	13	60
Collegiate Totals		33	30	1,238	826	9,219	66.7	7.4	65	30	75



NESTA JADE SILVERA

97

POSITION: Defensive Tackle **NFL SEASON:** R
HT/WT: 6-2/315 **RAIDERS SEASON:** R
ACQUIRED: D7-'23 **COLLEGE:** Arizona State
BORN: 1/23/00 **HOMETOWN:** Pembroke Pines, Fla.

TRANSACTIONS: Selected by Las Vegas Raiders in the seventh round (231st overall) of the 2023 NFL Draft, April 29, 2023.

COLLEGE: Spent one season with Arizona State University after transferring from Miami... Appeared in all 12 games and finished fourth on the team with 56 tackles... Tied for the team lead with 4.5 tackles for loss... As a redshirt junior in 2021, played in 11 games and made eight starts, totaling 38 tackles and 5.5 tackles for loss with one fumble recovery for Miami... Recorded four total tackles against Alabama... Made first start of season against Appalachian State, recording four total tackles and 2.5 tackles for loss... Finished with three tackles against Michigan State... Posted two tackles against Central Connecticut State... Posted two tackles against Virginia... Recorded three tackles against North Carolina... Recorded two tackles against NC State... Recorded three tackles against Georgia Tech... Registered a season-high six tackles against Florida State... Matched a season high with six tackles (three) against Virginia Tech... Totaled three tackles at Duke... In 2020, started 10 games and earned All-ACC Honorable Mention recognition... Led all interior defensive linemen in total tackles (35) and tackles for loss (eight)... Added one sack, one forced fumble and one pass defended... Made first start of career in season opener against UAB and finished with five tackles (one)... Recorded one tackle for loss against UAB... Finished with four tackles (two) against Louisville... Compiled three tackles (two) and a 14-yard sack against Florida State... Finished with four tackles at Clemson... Registered one tackle and one pass defended against Pittsburgh... Posted two tackles against Virginia... Recorded five tackles (two) and one tackle for loss at NC State... Finished with four total tackles (one) and one tackle for loss at Virginia Tech... Compiled two tackles, one tackle for loss and one forced fumble at Duke... Started against North Carolina and recorded one tackle for loss... Finished with four tackles in the Cheez-It Bowl against Oklahoma State... As a sophomore in 2019, played in nine game and totaled 19 tackles and one sack... Made season debut against Virginia Tech and recorded one tackle... Posted one tackle against Virginia... Finished with one tackle against Georgia Tech... Talled a career-high six tackles (four) and one 8-yard sack at Florida State... Finished with three tackles against Louisville... Posted one tackle against FIU... Posted three tackles and first fumble recovery of career at Duke... Registered three tackles in the Walk-On's Independence Bowl against Louisiana Tech... As a freshman, saw action in 10 games and totaled 13 tackles... Added 1.5 tackles for loss and credited with one blocked punt... Recorded five tackles against Savannah State... Added one blocked punt that was recovered for TD... Posted one tackle at Toledo... Posted one tackle against FIU... Recorded one tackle in win over North Carolina... Recorded three tackles (two) in New Era Pinstripe Bowl against Wisconsin.

AT A GLANCE

- Played in 59 career games over four seasons with Miami (2018-21) and one season with Arizona State (2022).
- Totaled 161 tackles (62 solo), 20.5 tackles for loss, 3.5 sacks, four passes defended, two forced fumbles and two fumble recoveries.
- Named honorable mention All-Pac-12 Conference in 2022 after posting a single-season career-high 56 tackles (20), 1.5 sacks, three passes defended and one forced fumble.



PERSONAL: Attended Plantation American Heritage High School, where he was widely regarded as one of nation's best defensive lineman... Rated as consensus four-star prospect by ESPN.com, 247Sports.com and Rivals.com... Helped guide the team to back-to-back Class 5A state championships and 27 straight wins... Selected to 2018 U.S. Army All-American Bowl... Named to 2017 Sun Sentinel All-Broward First Team... Finished with a team-best 79 tackles, 25 tackles for loss and 12 sacks in 2017.

NESTA JADE SILVERA'S COLLEGIATE CAREER STATISTICS

Year	School	GP	GS	TACKLES				Sacks	Yds.	INTERCEPTIONS			FUMBLES	
				Total	Solo	Asst.	No.			Yds.	TD	PD	FF	FR
2018	Miami	10	0	13	3	10	0.0	0.0	0	-	0	0	0	0
2019	Miami	9	0	19	9	10	1.0	8.0	0	-	0	0	0	0
2020	Miami	11	10	35	15	20	1.0	14.0	0	-	1	1	0	0
2021	Miami	11	8	38	15	23	0.0	0.0	0	-	0	0	0	0
2022	Arizona State	12	10	56	20	36	1.5	5.0	0	-	3	1	0	0
Collegiate Totals		53	28	161	62	99	3.5	27.0	0	-	4	2	0	0



CHRIS SMITH II

42

POSITION: Safety
HT/WT: 5-11/195
ACQUIRED: D5-'23
BORN: 5/1/00

NFL SEASON: R
RAIDERS SEASON: R
COLLEGE: Georgia
HOMETOWN: Atlanta, Ga.

TRANSACTIONS: Selected by Las Vegas Raiders in the fifth round (170th overall) of the 2023 NFL Draft, April 29, 2023.

COLLEGE: Spent five years at Georgia (2018-22), appearing in 56 games with 31 starts... Totaled 132 tackles (87 solo), six INTs, 10 passes defended, five tackles for loss, one sack, two fumble recoveries and one forced fumble... In 2022, started in all 15 games and finished with 61 tackles, five tackles for loss, one sack, a team-high three INTs, five passes defended, one fumble recovery and a 96-yard TD return of a blocked field goal... Named Associated Press and All SEC First Team... Finalist for Bronko Nagurski Award as the nation's top defensive player... Tallied six tackles, one INT and one pass defended against Oregon... Recorded five tackles and recovered a fumble against Vanderbilt... Posted seven tackles and one sack against Florida... Recorded five tackles and two passes defended at Mississippi State... Posted seven tackles at Kentucky... Returned a blocked FG 96 yards for a TD and added one INT and one pass defended in the SEC Championship against LSU... Posted eight tackles against Ohio State in the CFP Semifinal Chick-fil-A Peach Bowl... Credited three tackles and one forced fumble in the CFP National Championship win over TCU... Played in games with 11 starts in 2021... Compiled 35 tackles, four passes defended and three INTs... Posted three tackles and returned an INT 74 yards for a TD against Clemson... Registered one INT at Vanderbilt... Recorded two tackles at Auburn... Finished with seven tackles, two passes defended and one INT in CFP Championship Game against Alabama... In 2020, played in all 10 games with five starts and recorded 26 tackles... Posted five tackles against South Carolina... Recorded four tackles against Mississippi State... Totaled three tackles and one pass defended against Cincinnati... Posted three tackles against Auburn... Recorded four tackles at Arkansas... credited with a fourth-quarter... Notched a special teams tackle against Tennessee... Recorded four stops on special teams at Kentucky... Posted three tackles against Florida... In 2019, appeared in all 14 games and totaled seven tackles... Posted two tackles against Tennessee... Recorded one tackle on special teams against Kentucky... In 2018, saw action in five games and recorded four tackles... Recorded three tackles against Middle Tennessee State... Posted one tackle against Georgia Tech.

AT A GLANCE


- Played in 56 games with 31 starts over five seasons at Georgia (2018-22), totaling 132 tackles (87 solo), six INTs, 10 passes defended, five tackles for loss, one sack, two fumble recoveries and one forced fumble.
- Named First Team Associated Press All-American and First Team All-SEC in 2022 after recording 61 tackles, five tackles for loss, three INTs, five passes defended and one fumble recovery.
- Allowed just a 50.0 passer rating, the second-best mark among SEC safeties in 2022 (min. 25 targets per PFF).



PERSONAL: Attended Hapeville Charter Academy in Atlanta, Ga. ... Named a four-star prospect by 247Sports.com and Rivals.com... Ranked as the No. 30 cornerback nationally... Rated a three-star prospect by ESPN.com... Helped lead team to a 14-1 season and the GHSA Class AA title in 2017... Honored as the 2017 Class 2A Defensive Player of the Year by the Georgia Sports Writers Association, in addition to being named to the GSWA 2017 Class 2A All-State First-Team defense... Named to the AIC 2017 All-State Class 2A First-Team defense, as well as the AIC's All-Metro (Atlanta/South Fulton) Team... Recorded five INTs and nine passes defended as a senior... Named to the AP 2016 All-State Class 2A First-Team defense... Also competed in the 100 meters for the track team.

CHRIS SMITH II'S COLLEGIATE CAREER STATISTICS

Year	School	GP	GS	TACKLES				Sacks	Yds.	INTERCEPTIONS				FUMBLES	
				Total	Solo	Asst.				No.	Yds.	TD	PD	FF	FR
2018	Georgia	5	0	4	3	1	0.0	0.0	0	-	-	0	0	0	0
2019	Georgia	14	0	7	2	5	0.0	0.0	0	-	-	0	0	0	0
2020	Georgia	10	5	26	14	12	0.0	0.0	0	-	-	1	0	0	0
2021	Georgia	12	11	35	23	12	0.0	0.0	3	94	1	7	0	0	0
2022	Georgia	17	17	61	45	16	1.0	13.0	3	29	-	8	1	1	1
Collegiate Totals		58	33	133	87	46	1	13.0	6	123	1	16	1	1	1



TRE TUCKER

89

POSITION: Wide Receiver
HT/WT: 5-9/185
ACQUIRED: D3b-'23
BORN: 3/8/01

NFL SEASON: R
RAIDERS SEASON: R
COLLEGE: Cincinnati
HOMETOWN: Akron, Ohio

TRANSACTIONS: Selected by Las Vegas Raiders in the third round (100th overall) of the 2023 NFL Draft, April 28, 2022.

COLLEGE: Played four seasons at Cincinnati (2019-22), where he appeared in 50 games with 11 starts... Totaled 112 receptions for 1,433 yards and eight TDs... Named team captain his senior year and capped his collegiate career as one of the greatest returners in UC history... Ranked fifth all-time in kickoff return average (24.9) and third in kickoff return yards (1,670)... His 67 kickoff returns rank third all-time... Tied second all-time in kickoff returns for touchdowns (two)... Finished his senior season with 671 receiving yards and three TDs on 52 receptions, collecting 917 all-purpose yards... Recorded a career-high 10 receptions and a season-high 110 receiving yards at UCF... Posted seven receptions for 105 yards against Miami Ohio... Registered a season-long 55-yard reception against East Carolina... Opened season with four catches for 66 yards and a 29-yard kickoff return at Arkansas... Tallied five receptions for 92 yards and a TD against Indiana... Totaled five catches for 48 yards at Tulsa... Posted seven catches for 64 yards against USF... Recorded four receptions for 78 yards and one TD at Temple... As a junior in 2021, totaled 426 receiving yards and two TDs on 34 receptions... Registered 22 kickoff returns for 557 yards and one TD... Recorded the longest play of the season on a 99-yard kickoff return against Indiana... Set new career highs in receptions (seven) and receiving yards (114) against SMU... Totaled 34 receiving

AT A GLANCE

- Played in 50 games with 11 starts over four seasons at Cincinnati (2019-22), totaling 112 receptions for 1,433 yards and eight TDs. Also added 67 kickoff returns for 1,670 yards (24.9 avg.) and two TDs, as well as five punt returns for 43 yards.
- Posted single-season career highs in 2022 with 56 receptions and 672 receiving yards.
- Earned second team All-American Athletic Conference honors as a kick returner in 2020 after ranking eighth in the FBS with 29.9 yards per return.

yards and one TD at Notre Dame... Posted six catches for 51 yards and one TD against USF... Finished with two receptions for 12 yards against Alabama in the College Football Playoff Semifinal... As a sophomore in 2020, was named Second-Team All-AAC at kick returner after leading the league with 29.9 yards per return... Totaled 13 returns for 389 yards and one TD... Totaled four catches for 69 yards and one TD against East Carolina... Set a career-high with 111 return yards against Temple... Played in 14 games with one start as a freshman in 2019... Served as team's primary kick returner... Finished third on the team with seven special teams tackles... Returned 23 kicks for 532 yards, averaging 23.1 yards per return... Ranked fourth in the AAC in kick return average... Added eight rushing attempts for 93 yards... Hauled in eight passes for 99 yards... Hauled in a career-long 56-yard reception at Marshall... Returned four kickoffs for 96 yards at USF... Recorded a 32-yard rush on a end-around in the Birmingham Bowl against Boston College.




PERSONAL: Attended Cuyahoga Valley Christian Academy... Rated a three-star recruit by 247Sports.com and Rivals.com... Named 2018 Division IV OPSWA First-Team All-Ohio and Division IV All-Northeast Inland District First-Team selection... Earned Principles Athletic Conference Offensive Player of the Year and First-Team All-PAC-7 honors... Finished his prep career with 2,417 rushing yards, 1,922 receiving yards and 68 TDs... Holds program records for touchdowns (68) and receiving yards (1,922)... Ran for 1,389 yards and 23 scores and caught 31 passes for 599 yards and six more TDs in 2018... A three-time Ohio HS Athletic Association State Champion in Track and Field... Won the long jump, 100-meter dash and was on the winning 4x200-meter relay team... Has 11 siblings.

TRE TUCKER'S COLLEGIATE CAREER STATISTICS

Year	School	GP	GS	RUSHING					RECEIVING				
				Att.	Yds.	Avg.	Lg.	TD	Rec.	Yds.	Avg.	Lg.	TD
2019	Cincinnati	14	1	8	99	12.4	56	0	8	93	11.6	32	0
2020	Cincinnati	10	0	18	236	13.1	45	3	4	25	6.3	9	0
2021	Cincinnati	14	1	34	426	12.5	48	2	2	12	6.0	9	0
2022	Cincinnati	12	9	52	672	12.9	55	3	1	8	8.0	8	0
Collegiate Totals		50	11	112	1433	12.8	56	8	15	138	9.2	32	0

Year	Team	KICKOFF RETURNS				PUNT RETURNS					
		Ret.	Yds.	Avg.	Lg.	TD	Ret.	Yds.	Avg.	Lg.	TD
2019	Cincinnati	23	532	23.1	43	0	1	2	2.0	2	0
2020	Cincinnati	13	389	29.9	97	1	0	0	-	0	0
2021	Cincinnati	22	557	25.3	99	1	1	-5	-5.0	-5	0
2022	Cincinnati	9	192	21.3	29	0	3	46	15.3	30	0
Collegiate Totals		67	1,670	24.9	104	0	5	43	8.6	30	0



TYREE WILSON

9

POSITION: Defensive End
HT/WT: 6-6/275
ACQUIRED: D1-'23
BORN: 5/20/00

NFL SEASON: R
RAIDERS SEASON: R
COLLEGE: Texas Tech
HOMETOWN: Henderson, Texas

TRANSACTIONS: Selected by Las Vegas Raiders in the first round (seventh overall) of the 2023 NFL Draft, April 27, 2023.

COLLEGE: Played three seasons at Texas Tech (2020-22), appearing in 32 games with 28 starts... Totaled 109 tackles (69 solo), 29 tackles for loss, 15.5 sacks, one forced fumble, one fumble recovery and one pass defensed... As a senior in 2022, started in 10 games and registered 61 tackles (36 solo), 14 tackles for loss and seven sacks... Added one forced fumble and one fumble recovery... Ranked 14th in the FBS with 12.0 tackles for loss against power-five opponents and tied for 15th with 6.5 sacks... Was one of only 19 players in the FBS to record 60 tackles, 10 tackles for loss and 7.0 sacks... Ranked third in the Big 12 for total tackles... Named a first team All-American by the Football Writers Association of America (FWAA)... Also earned first team All-America accolades from the likes of USA Today, The Athletic and Phil Steele Magazine... Named an honorable mention All-America honoree by Pro Football Focus... Recognized on the All-Big 12 first team by the conference coaches, Associated Press and Phil Steele Magazine... Named one of the semifinalists for the Bednarik Award for the nation's top defensive player... Named the top defensive lineman in the state of Texas by Dave Campbell's Texas Football... Recorded six tackles, including two for a loss against Murray State... Posted four tackles against Houston... Finished with a career-high 11 tackles and 3.5 tackles for loss against N.C. State... Posted six against Texas... Compiled six tackles, two sacks, one forced fumble and one fumble recovery against Kansas State... Recorded four tackles against both Oklahoma State... Posted four tackles against West Virginia... Recorded 10 tackles and two tackles for loss against Baylor... Registered eight tackles and 2.5 tackles for loss at TCU... Posted two tackles against Kansas... As a junior, started all 13 games and finished with 38 tackles (26), 13.5 tackles for loss, seven sacks and one pass defensed... Led the team in both tackles for loss and sacks... Named honorable mention All-Big 12 selection by the conference coaches... Registered a sack against Houston... Posted two tackles for loss against Stephen F. Austin... Recorded four tackles and one sack at Texas... Notched three tackles at West Virginia... Recorded six tackles and one tackle for loss against TCU... Posted three tackles at Kansas... Logged three tackles against Kansas State... Recorded four tackles at Oklahoma... Posted three tackles against Iowa State... Notched four tackles against Oklahoma State... Made one tackle at Baylor... Named the Defensive MVP of the AutoZone Liberty Bowl after notching four tackles against Mississippi State, including two sacks... As a sophomore in 2020, appeared in nine games with five starts at defensive end... Totaled 11 tackles and 1.5 sacks... Recorded a sack against Texas... Posted one tackle against Kansas State... Made one tackle against West Virginia... Notched one tackle against Oklahoma State... Posted one tackle against Kansas... Recorded a season high two tackles at Iowa State... Tied season high with two tackles against TCU... Posted two tackles against Baylor... Began his collegiate career at Texas A&M and played in 12 games as a redshirt freshman in 2019... Totaled 12 tackles, three tackles for loss and 1.5 sacks... Recorded a season-high four tackles, including one solo stop for a 10-yard loss against Texas State... Registered three tackles against Lamar... Posted three tackles at Ole Miss... Recorded one tackle against Mississippi State... Recorded a half sack (10/26) against UTSA (11/2)... Redshirted his 2018 true freshman campaign.

AT A GLANCE


- Played in 44 games with 28 starts over one season with Texas A&M (2019) and three seasons with Texas Tech (2020-22), totaling 121 tackles (76 solo), 32 tackles for loss, 17 sacks, one forced fumble, one fumble recovery and one pass defensed.
- Named First Team All-Big 12 and Second Team Associated Press All-American after recording 61 tackles (36), 14 tackles for loss and seven sacks, one forced fumble and one fumble recovery in only 10 games in 2022.
- Led the Big 12 with 50 quarterback pressures and was one of only 19 players in the FBS to record 60 tackles, 10.0 tackles for loss and 7.0 sacks in 2022.



PERSONAL: Attended West Rusk High School in Henderson, Texas... Rated a three-star recruit and among the top-75 players in the state of Texas by 247Sports and Rivals... Finished with 249 career tackles, 60 tackles for loss and 11.5 sacks... Named the District 9-3A Division-II Defensive MVP and an Associated Press Class 3A second-team All-State selection... As a senior, compiled 126 tackles, 38 tackles for loss, five forced fumbles and five fumble recoveries... Earned first-team all-district honors at outside linebacker as a junior after recording 74 tackles, 13 tackles for loss, four sacks and one INT returned for a TD... As a sophomore, posted 52 tackles, eight tackles for loss and 2.5 sacks... Tyree Wilson... Has three sisters, Tierra, Taylor, and Talon.

TYREE WILSON'S COLLEGIATE CAREER STATISTICS

Year	School	GP	GS	TACKLES				Sacks	Yds.	INTERCEPTIONS			FUMBLES	
				Total	Solo	Asst.				No.	Yds.	TD	PD	FF
2019	Texas A&M	12	0	12	7	5	1.5	11.0	0	-	-	0	0	0
2020	Texas Tech	9	5	11	8	3	1.5	12.0	0	-	-	0	0	0
2021	Texas Tech	13	13	38	26	12	7.0	58.0	0	-	-	1	0	0
2022	Texas Tech	10	10	61	36	25	7.0	47.0	0	-	-	0	1	1
Collegiate Totals		44	28	122	77	45	17.0	128.0	0	-	-	1	1	1



BYRON YOUNG

93

POSITION: Defensive Tackle **NFL SEASON:** R
HT/WT: 6-3/292 **RAIDERS SEASON:** R
ACQUIRED: D3a-'23 **COLLEGE:** Alabama
BORN: 11/10/00 **HOMETOWN:** Laurel, Miss.

TRANSACTIONS: Selected by Las Vegas Raiders in the third round (70th overall) of the 2023 NFL Draft, April 28, 2023.

COLLEGE: Started all 13 games on the defensive line, totaling 48 tackles, 5.5 tackles for loss and four sacks...Added six quarterback pressures, two passes defended and one forced fumble...Named a second team All-American by the AFCA and earned first team All-SEC accolades from the Associated Press...Named the SEC Defensive Lineman of the Week for his output at Ole Miss and earned Reese's Senior Bowl Defensive Player of the Week recognition for his game against the Rebels...Selected as one of the defensive players of the week by the Alabama coaches for his play against Texas A&M and at Ole Miss...Started in the opener and finished with two tackles against Utah State...Recorded three tackles, one tackle for loss at Texas...Totaled four tackles and a half-sack against ULM...Posted six tackles at Arkansas...Notched six tackles and one pass defended against Texas A&M...Recorded five tackles Tennessee...Totaled three tackles and one forced fumble against Mississippi State...Notched 1.5 sacks against LSU...Tied for the team lead with a career-high 11 tackles at Ole Miss...Added two sacks, one pass defended and one forced a fumble...Posted one tackle against Auburn...Finished with two tackles in the Sugar Bowl against Kansas State...Played in all 15 games with seven starts as a junior in 2021, totaling 39 tackles, nine tackles for loss and two sacks...Totaled three tackles in the season opener against Miami...Recorded four tackles, two tackles for loss and posted his first sack of the season against Mercer...Recorded four tackles at Florida...

AT A GLANCE

- Totaled 130 tackles (55 solo), 7.5 sacks, three passes defended, one fumble recovery and one forced fumble in 54 games with 26 starts over four seasons at Alabama (2019-22).
- Named second team All-American by the AFCA and earned first team All-SEC accolades from the Associated Press in 2022.
- Led all interior defensive linemen in the SEC with nine QB hits and tied for second in the conference with 28 QB pressures.




Finished with one tackle for loss against Southern Miss...Recorded four tackles and 1.5 tackles against Ole Miss...Finished with 1.5 tackles for loss and one sack at Mississippi State...Recorded one tackle against Tennessee...Finished with five stops against LSU...Totaled four tackles and 1.5 tackles for loss at Auburn...Registered three tackles against Georgia...Got the start in the Cotton Bowl against Cincinnati and finished with one tackle...As a sophomore in 2020, registered 29 tackles, 6.5 tackles loss, one sack and one fumble recovery...Selected as one of the defensive players of the week for his play against Mississippi State and at Arkansas...Finished with three tackles against Texas A&M...Recorded a season-high four tackles against Tennessee...Recorded two tackles against Mississippi State...Totaled four tackles against Kentucky...Finished with three tackles against Auburn...Notched one tackle for loss and a half-sack against LSU...Compiled seven tackles, one tackle for loss, a half-sack and one fumble recovery against Arkansas...Appeared in all 13 games with five starts in 2019...Recorded 23 tackles with 1.5 tackles for loss...Added one sack and one pass defended...Recorded one stop against Duke...Totaled three tackles against New Mexico State...Totaled four tackles against Ole Miss...Earned his first career start along the defensive front against Tennessee and recorded three tackles...Made his second start of the season, recording four tackles against Mississippi State.

PERSONAL: Attended West Jones High School in Laurel, Miss., where he was rated as the No. 7 player in the state by ESPN...Ranked as the No. 7 defensive tackle and fifth overall player from Mississippi by 247Sports...Selected to the 2019 All-American Bowl...Named to the 2018 Clarion Ledger Dandy Dozen after a standout senior season...Totaled 125 tackles, 29.5 tackles for loss and 17.5 sacks in 15 games as a senior...Registered 17.5 sacks in 2018 to lead the Mississippi 5A Region 3 ranks, while his 125 tackles finished third in the region.

BYRON YOUNG'S COLLEGIATE CAREER STATISTICS

Year	School	GP	GS	Total	TACKLES			Yds.	INTERCEPTIONS			FUMBLES		
					Solo	Asst.	Sacks		No.	Yds.	TD	PD	FF	FR
2019	Alabama	13	5	23	6	17	1.0	7.0	0	-	-	1	0	0
2020	Alabama	13	1	29	11	18	1.0	7.0	0	-	-	0	0	1
2021	Alabama	15	7	39	19	20	2.0	11.0	0	-	-	0	0	0
2022	Alabama	13	13	48	20	28	4.0	16.0	0	-	-	2	1	0
Collegiate Totals		54	26	139	56	83	8.0	41.0	0	-	-	3	1	1



DAVID AGOHA

62
DE | 6-4 | 252 | Rookie | None | 05/18/01

Signed by Las Vegas Raiders as an undrafted free agent, May 12, 2023...Allocated to the Raiders from the NFL International Player Pathway Program...Participated in the NFL Africa Camp in Ghana hosted by former NFL defensive lineman Osi Umenyiora and Uprise Academy...**PERSONAL:** Native of Bende in Abia State, Nigeria...Participated in soccer, baseball and boxing...Had a pro boxing debut cancelled due to the COVID-19 pandemic...Played basketball for the Invaders of Ado Ekiti in Nigeria's Premier Basketball League.



McCLENDON CURTIS

63
G | 6-6 | 325 | Rookie | CHATTANOOGA | 09/16/99

Signed by Las Vegas Raiders as an undrafted free agent, May 12, 2023...Played five years at Chattanooga, playing in 49 career games with 38 starts...Made starts in 30 games at right guard, seven contests at left tackle and one game at left guard...Three-time first-team All-SoCon selection...In 2022, started all 11 games with seven starts at left tackle and four at right guard...Played both positions in multiple games...Named first-team All-American by the AFCA, Athlon, Phil Steele Publications and The Bluebooks...Named second-team All-American by the Associated Press...Finalist for the FedEx Ground Doris Robinson Scholar-Athlete Award...Earned the Jacobs Blocking Award, presented to the top offensive lineman in the SoCon...

Consensus first-team All-SoCon, selected by league coaches, media and Phil Steele Publications...Named conference offensive lineman of the year by Phil Steele Publications...Part of an offense that ranked No. 16 in the nation in sacks allowed (14) and No. 15 in tackles for loss (50)...Offensive line blocked for a 1,000-yard rusher and allowed just nine sacks and 42 tackles for loss in 10 contests against FCS opponents...Nominee for the Allstate AFCA Good Works Team...Accepted an invitation to the Senior Bowl and was also invited to the East-West Shrine Game and the Hula Bowl...In 2021, started all 11 games at right guard...Blocked for a 1,000-yard rusher and helped offensive unit average 205.5 yards per game on the ground...Rushing average was program's best since 2016...Helped team rush for 170-plus yards in all but two games...Part of an offensive line that set a school record by allowing only nine sacks...Named first-team All-SoCon...Finalist for the Stats Perform Doris Robinson Award...Appointed to the NCAA Division I Football Oversight Committee Student-Athlete Connection Group...In 2020, started four of five games at right guard...Named first-team All-SoCon by league coaches...Named Academic All-SoCon...Selected to the SoCon Honor Roll and earned the SoCon Commissioner's medal...In 2019, started all 12 games at right guard...Made only career start at left guard in the season finale at VMI...Named to the SoCon Honor Roll...In 2019, saw action in 10 games...Redshirted as a true freshman...**PERSONAL:** Attended Central High School in Chattanooga, Tenn...Three-star prospect according to 247Sports.com...An all-state selection...Member of the Times Free Press Dynamite Dozen...Also lettered in basketball...Graduated with a degree in Sport Management...Pursuing a Master's degree in School/Teacher Leadership.




JAYDON GRANT

40
S | 6-0 | 190 | Rookie | OREGON STATE | 06/15/98

Signed by Las Vegas Raiders as an undrafted free agent, May 12, 2023...Played six years at Oregon State, seeing action in 57 career games and totaling nine INTs, 28 passes defended, 223 tackles (128 solo), four forced fumbles and 2.5 sacks...In 2022, played in 12 games and recorded 64 tackles (36), three INTs and a career-high nine passes defended...Named second-team All-Pac-12 by Phil Steele Publications, Associated Press and Pro Football Focus...Nominee for the Burslworth Trophy...Recorded INTs in two of the first three games of the season, at Boise State and against Montana State...Also forced a fumble and recorded four tackles at Boise State to earn Pac-12 Defensive Player of the Week honors...Notched his only sack of the

season and set a season high with eight tackles (three) against Washington State...Had an INT against Colorado...Team captain...As a junior, played in all 13 games with 12 starts...Finished with a career-high 71 tackles (31) with two INTs and eight passes defended...Named third-team All-Pac-12 by Phil Steele Publications and honorable mention All-Pac-12...Named to the Wuerffel Trophy Watch List for community service, academics and athletics and was a Burslworth Trophy nominee...Named to Pac-12 Academic Honor Roll...Had one INT and four tackles against Stanford...Posted an INT against Purdue...Totaled eight tackles against Utah State in the Jimmy Kimmel LA Bowl...Preseason All-Pac-12 Fourth Team selection by Phil Steele Publications...In 2020, started all seven games and posted 29 tackles (21) with two INTs...Recorded an INT against Washington...Notched four tackles and an INT against Oregon...Named to the Wuerffel Trophy preseason watch list and member of the Pac-12 Academic Honor Roll...In 2019, played in all 12 games with nine starts...Recorded 40 tackles (26), two INTs, one sack, one forced fumble and five passes defended...Picked off his first-career pass in a win at California...Posted an INT and returned it 36 yards for a TD against Washington...In 2018, played in 10 games and posted 16 tackles (11)...Tallied a season-high six stops against Stanford...In 2017, played in three games before missing the remainder of the season due to injury...In 2016, suffered a season-ending injury during fall camp as a true freshman...**PERSONAL:** Attended West Linn (Ore.) High School...Played just one year of high school football...As a senior, recorded 54 tackles and four INTs...Also lettered in basketball...Earned All-Three Rivers League honors in basketball...Two-time basketball team captain...Father, Brian, played in the NBA for five different teams from 1994-2006...Graduated with a degree in digital communication...First name is pronounced Jay-den.



AZIZI HEARN

48

CB | 6-1 | 204 | Rookie | UCLA | 6-5-99

Signed by Las Vegas Raiders as an undrafted free agent, May 12, 2023... Played final collegiate season at UCLA after playing three years at Wyoming... Began collegiate career at Arizona... Played in 56 games with 37 starts over five total seasons... Career totals include 145 tackles (103 solo) and two tackles for loss... In 2022 at UCLA, played in all 13 games with six starts... Led team with six passes defended... Had a season-high seven tackles (five) with two passes defended at Arizona State... Had six solo stops at California... Named to Athletic Director's Honor Roll for Spring 2022... In 2021 at Wyoming, started all 12 games and was named second-team All-Mountain West Conference... Credited with 30 tackles (22) on the season... Ranked second on team with five passes defended... Matched a career high with seven tackles (five) against Hawaii... In 2020, started all six games... Posted 13 tackles (nine) and a team-high four passes defended... Notched a career-high seven tackles (five) against Colorado State... Recorded three solo tackles and two passes defended against Nevada... In 2019, played in all 13 games with 10 starts in first season at Wyoming... Finished the season with 37 stops (26), one tackle for loss and four passes defended... Posted five tackles in four different games... Totaled three stops and two passes defended against San Diego State... In 2018 at Arizona, played in all 12 games with three starts... Recorded 26 tackles (20), one tackle for loss and one pass defended... Returned a fumble 34 yards for a TD against California... Redshirted as a true freshman at Arizona... **PERSONAL:** Attended Oceanside (Calif.) High School... Two-time all-conference and all-district honoree... Also played wide receiver and kick returner... As a senior, named team's Most Valuable Player... Led team to the quarterfinals of the 2016 CIF Open Division San Diego Section state playoffs.



JORDAN PERRYMAN

49

CB | 6-0 | 198 | Rookie | WASHINGTON | 02/27/99

Signed by Las Vegas Raiders as an undrafted free agent, May 12, 2023... Played the 2022 season at Washington after starting collegiate career at UC Davis... In 2022, started all 10 games in which he appeared... Missed three games due to injury... Posted four tackles (one solo) at UCLA... Posted a team-high six tackles (five) at California... Matched his season-high tackle total in a win over Washington State... Posted five solo stops against Texas in the Alamo Bowl... In 2021, named first-team All-Big Sky Conference after leading UC Davis to an 8-4 overall record and the first round of the NCAA Division I-FCS Championships... Finished the season with 63 total tackles (45) to rank third on the team, 12 passed defended, two fumble recoveries, one forced fumble and one INT... Hero Sports preseason All-American Second Team selection... In 2020, named first-team All-Big Sky in the abbreviated season... Totaled 16 tackles (15 solo), one forced fumble and two passes defended in five games... Earned third-team All-American honors from Phil Steele Publications... Earned Big Sky All-Academic honors... In 2019, started all but one game at cornerback... Posted 41 total tackles (39)... Recorded an INT against San Diego... Also returned two kickoffs for 35 yards... In 2018, played in 13 games with one start... Notched 20 tackles (18) and two INTs... Helped lead UC Davis to a 10-3 record and the FCS quarterfinals... First career INT came at Northern Colorado... Posted second INT of the season at Montana... Credited with two passes defended against Northern Iowa in the program's first-ever FCS playoff game... Redshirted as a true freshman... **PERSONAL:** Attended Hanford (Calif.) High School as a senior after transferring from Lemoore (Calif.) High School... As a senior, garnered All-West Yosemite League Offensive Player of the Year honors... Compiled 1,247 rushing yards with 21 TDs, leading team to the CIF Central Section semifinals... Tied school record by scoring six TDs in one game... As a safety, racked up 94 tackles (76) with seven passes defended... As a junior, helped lead Lemoore to the CIF Central Section Division III championship... Also lettered in basketball.



ADAM PLANT

52

DE | 6-5 | 263 | Rookie | UNLV | 02/11/00

Signed by Las Vegas Raiders as an undrafted free agent, May 12, 2023... Played three years at UNLV after transferring from TCU... Played in 28 career games, totaling 139 tackles (71 solo), 27.5 tackles for loss, 15 sacks and four forced fumbles... In 2022, played in 11 games and set career highs in tackles (62), tackles for loss (13.5), sacks (eight) and forced fumbles (three)... Posted seven stops (one), two tackles for loss and one sack in the season opener against Idaho State... Notched single sacks against both California and Utah State, adding a forced fumble against the Aggies... Posted eight tackles (five) at Notre Dame... Credited with seven solo stops and a career-high two sacks against San Diego State... Posted a career-high nine tackles (three) and one sack against Fresno State... Closed the season with a sack in each game at Hawaii and against Nevada... Named preseason fourth-team All-Mountain West Conference by Phil Steele Publications... In 2021, played in 11 games with six starts... Ranked third on team with 46 tackles (26)... Also ranked third on team with 5.5 tackles for loss and second with 3.5 sacks... Posted a sack in the season opener against Eastern Washington... Posted seven tackles (three) against Iowa State... Added a sack at Fresno State... Notched 1.5 sacks at New Mexico... Established a career high with 10 tackles (five) at Air Force... Named preseason All-Mountain West Conference by Phil Steele Publications... In 2020, played in six games and posted 31 tackles (12)... Also notched seven tackles for loss and 3.5 sacks... Had six tackles (two), two tackles for loss and one sack in the season opener at San Diego State... Notched eight tackles (one) and 1.5 sacks against Fresno State... Recorded a sack in the season finale at Hawaii... In 2019, appeared in 12 games as a freshman at TCU... Posted three tackles (two) in a win over Texas... **PERSONAL:** Attended Bishop Gorman High School in Las Vegas... Ranked as the No. 41 defensive end in the nation... Rated as a four-star prospect by Rivals.com... As a senior, named first-team all-state after posting 52 tackles, 16 tackles for loss and 10 sacks... First-team All-Southwest League selection... As a junior, played on Gorman's 2016 National Championship team... Father, Adam Plant Sr., played one season with the BC Lions of the Canadian Football League.




JOHN SAMUEL SHENKER 86

TE | 6-3 | 242 | Rookie | AUBURN | 09/02/98

Signed by Las Vegas Raiders as an undrafted free agent, May 12, 2023... Played five years at Auburn, finishing his career as the school's all-time leader for receptions by a tight end (68)... Also finished second in program history among tight ends with 779 receiving yards... Set the Auburn record by playing in 62 career games... In 2022, started all 12 games and totaled 20 receptions for 208 yards and one TD... Had two catches for 25 yards, including a 2-yard TD reception against Mercer... Posted three catches for a season-high 42 yards against LSU... Had a season-high five receptions for 32 yards at Georgia, breaking the Auburn record for career catches among tight ends... Named to the SEC Academic Honor Roll... Selected for the

Tropical Bowl... In 2021, recorded a career-high 33 receptions for 413 yards to set Auburn single-season records for a tight end... Started all 13 games... Established a career best with five catches against Akron, totaling 38 yards... Matched that catch total for 62 yards at Penn State... Had a career-high 102 receiving yards on five grabs at LSU... Notched a reception for 35 yards against the Tigers, becoming the first Auburn tight end to eclipse the 100-yard mark since 1994... Earned John Mackey Award Player of the Week honors for his performance against LSU... Had a 22-yard reception and a 2-point conversion catch in the third overtime against Alabama... Had five grabs for 54 yards, including a career-long, 41-yard catch against Houston in the Birmingham Bowl... Named to the SEC Honor Roll... In 2020, played in 11 games with nine starts... Had nine receptions for 97 yards... Had two catches for 38 yards at Alabama... Posted a season-high three receptions for 31 yards against Northwestern in the Citrus Bowl... Named to the SEC Academic Honor Roll... In 2019, played in 13 games with five starts... Totaled three catches for 21 yards... Had a 6-yard TD reception at Texas A&M... Made first collegiate start at LSU... In 2018 as a redshirt freshman, played in all 13 games... Made collegiate debut at Washington... Scored first-career TD on a 9-yard reception at Georgia... Redshirted as a true freshman... Also played baseball at Auburn, playing in 23 games as first baseman and designated hitter from 2020-21... Batted .318 in 11 games in 2020... **PERSONAL:** Attended Colquitt County (Ga.) High School... As a senior, totaled 30 receptions for 451 and two TDs... Named first-team all-state... Also named regional special teams player of the year... Played on 2015 and 2016 state champion baseball teams at Deerfield-Windsor... Member of the USA Baseball U17 national team development program... Father, Tom, played football at Harding University... Graduated from the Auburn College of Business.




GEORGE TARLAS 79

DE | 6-3 | 253 | Rookie | BOISE STATE | 09/28/98

Signed by Las Vegas Raiders as an undrafted free agent, May 12, 2023... Played final collegiate season at Boise State after playing his first four years at Weber State... Played in 45-career games at Weber State and was a three-time All-Big Sky Conference performer... In 2022 at Boise State, started first seven games of the season before suffering a season-ending injury... Posted 31 tackles (12 solo), six tackles for loss and four sacks... Credited with two sacks at New Mexico... Posted a season-high nine tackles (two) at UTEP... Notched two sacks and forced a fumble against San Diego State... Invited to the NFLPA Collegiate Bowl... In 2021 at Weber State, played in all 11 games and finished second on the team with 55 tackles (36)...

Also posted four forced fumbles and five sacks... Named All-Big Sky Second Team... Had eight tackles (three) and a sack at Dixie State... Also had seven total tackles each against James Madison, Montana State and Portland State... Had two sacks in a win at Cal Poly... Earned Big Sky Academic All-Conference honors... In 2020, played in all six games during the abbreviated spring season... Led Weber State to a fourth-straight Big Sky Conference Championship... Earned second-team All-Big Sky honors... Ranked seventh in the conference with 2.5 sacks... Totaled 24 tackles (14)... Had a season-high eight stops (six) against Northern Arizona... Also had two tackles for loss and one sack in a win at Southern Utah... In 2019, played in all 15 games and helped lead Weber State to a Big Sky Conference title and a semifinal appearance in the NCAA Division I FCS Playoffs... Named third-team All-Big Sky Conference... Totaled 31 tackles (26), three passes defended and three forced fumbles... Ranked fourth in the conference with nine sacks... Had a season-high six tackles (five) with two sacks and two forced fumbles in a win at Idaho... Was named Big Sky Conference Player of the Week for his efforts... Posted two sacks against Northern Arizona... Had two INTs and 21 return yards in Weber State's FCS Playoff win over Montana... Named Academic All-Big Sky... In 2018, played in all 13 games and helped Weber State to a Big Sky Conference title... Also helped team to an appearance in the NCAA Division I FCS quarterfinals... Recorded 11 tackles (four) and 2.5 sacks on the season... Had a season-high five stops (two) with two sacks for 14 yards in losses at Idaho State... Redshirted his first season at Weber State... **PERSONAL:** Attended Borah High School in Boise, Idaho... Two-time all-conference selection... As a senior, named second-team all-state... Recorded 64 tackles with nine sacks and one defensive TD... Also had four forced fumbles and one fumble recovery... Played only two seasons of high school football after moving to the United States from Greece.



DRAKE THOMAS

57

LB | 5-11 | 223 | Rookie | N.C. STATE | 02/25/00

Signed by Las Vegas Raiders as an undrafted free agent, May 12, 2023... Played four years at North Carolina State, seeing action in 47-career games... Collegiate totals include 293 tackles (136 solo), 46 tackles for loss, 19 sacks, four INTs and 13 passes defended... In 2022, played in 13 games and set career highs with 101 tackles (50), 7.5 sacks and 19 tackles for loss... Led the ACC in tackles for loss... Named first-team All-ACC by the Associated Press and second-team All-ACC by coaches... Led team with 14 tackles (seven) against Florida State, earning ACC Linebacker of the Week honors... Had five quarterback pressures against Boston College... Registered 10 tackles (seven), two tackles for loss, a sack and four quarterback pressures

at North Carolina... Recorded sacks in each of the team's final six games of the season... Posted two sacks in back-to-back games against Wake Forest and Boston College... Earned the team's Bill Cowher Award for top linebacker and the Mario Williams Award for Defensive MVP for the second-straight year... Selected to play in the East-West Shrine Game... Third-team preseason All-American selection by Athlon... In 2021, played in 12 games and led the team with 100 tackles (48)... Added 13.5 tackles for loss, six sacks, three INTs and five passes defended... Named first-team All-ACC... Also selected first-team All-ACC by the Associated Press... Named first-team All-ACC by Pro Football Focus and Phil Steele Publications... Also named fourth-team All-American by Phil Steele Publications... Posted a career-high 15 tackles (seven) with two sacks against Louisville, earning ACC Linebacker of the Week honors... Had a 38-yard INT return for a TD against Syracuse along with two sacks to receive ACC Linebacker of the Week recognition... Earned the team's Bill Cowher Award for top linebacker and the Mario Williams Award for Defensive MVP honor... In 2020, started all 10 games in which he appeared... Posted 58 tackles (25), 9.5 tackles for loss and three sacks... Talled a season-high 12 tackles (four) with a sack against Wake Forest... In 2019, played in 12 games and posted 34 tackles (13), 2.5 sacks, one INT and three passes defended... Snagged first-career INT at West Virginia... Credited with 1.5 sacks at Wake Forest... **PERSONAL:** Attended Heritage High School in Wake Forest, N.C... Played middle linebacker and running back... Finished high school career as the school's all-time leading tackler with 393 stops (203)... Eclipsed the 100-tackle mark in each of his final three prep seasons... As a running back, totaled 139 career carries for 908 yards and 11 TDs... Scored 16 career TDs... As a senior, racked up 123 tackles, three sacks and two INTs... Also blocked two kicks... Rushed for 280 yards on 50 carries with seven TDs... Led team to North Carolina 4A state playoffs... Posted 112 tackles as a junior and 113 stops as a sophomore... Invited to play in the 2018 Shrine Bowl of the Carolinas All-Star Game... Ranked as the No. 19 recruit in North Carolina and the No. 22 inside linebacker in the nation by Rivals.com... Tabbed as the No. 25 player in the state and the No. 29 inside linebacker in the nation by 247Sports.com... Also played high school baseball.



DALTON WAGNER

78

T | 6-8 | 320 | Rookie | ARKANSAS | 10/05/98

Signed by Las Vegas Raiders as an undrafted free agent, May 12, 2023... Played five years at Arkansas, playing in 53 games with 40 starts... Two-time All-SEC selection and three-time SEC All-Academic honoree... In 2022, started 12 games and was named first-team All-SEC by Pro Football Focus... Also named second-team All-SEC by the Associated Press... Part of an Arkansas offense that accumulated 6,128 yards to become just the third unit in school history to eclipse 6,000 yards in a season... Rushing attack posted 200-plus rushing yards in nine games, including four straight to start the season... Helped unit produce 300-plus rushing yards in two games... Allowed only two sacks... Helped pave the way for a program record 396 rushing yards

against Kansas in the AutoZone Liberty Bowl... Played in the East-West Shrine Bowl... In 2021, started 10 games at right tackle... Made five starts to open the season before missing three games due to injury... Helped pave the way as four different Razorbacks rushed for at least 500 yards on the season for the first time since 1975... Part of an offensive line that blocked for 300-plus yards on the ground in three games and 600-plus yards of total offense twice... In 2020, played in eight games, starting the final five contests at right tackle... Penalized only three times... Made first start of the season against Tennessee... In 2019, started all 12 games at right tackle... Totaled 798 plays, including 751 on the offensive line, the second-most of all Arkansas offensive players... Blocked for an offense that totaled 4,081 total yards, including 2,135 passing yards and 1,766 rushing yards... In 2018 as a redshirt freshman, played in 11-of-12 games with one start... Started at left tackle against Tulsa... Did not allow a sack in 65 pass protection snaps... Redshirted as a true freshman... **PERSONAL:** Attended Richmond-Burton High School in Richmond, Ill... Consensus three-star prospect according to ESPN.com, Rivals.com, Scout.com and 247Sports.com... Rated the No. 256 overall prospect by 247Sports.com... Tabbed as a top-50 prospect at tackle by both 247Sports (No. 32) and Scout.com (No. 46)... Ranked as the No. 1 tackle in Illinois according to Scout.com... Ranked as the No. 4 player in the state by 247Sports.com, No. 8 by Scout.com and No. 19 by ESPN.com... Three-year starter... Named to the Illinois High School Football Coaches Association Class 4A all-state team... Named All-Kishwaukee River Conference... Led team to program's 10th-straight Class 4A playoff appearance in 2016... Selected to participate in the U.S. Army All-American Combine... Father, Brad, played offensive line at Western Illinois... Brother, Bryce, plays offensive line at Southern Illinois.

OFFENSE

No.	Player	Pos.
OFFENSIVE LINE		
64	Bars, Alex	G
63	Curtis, McClendon	G
72	Eluemunor, Jermaine	G/T
65	Grasu, Hroniss	C
73	Gurman, Vitaliy	G
71	Herron, Justin	T
68	James, Andre	C
61	Meredith, Jordan	G
74	Miller, Kolton	T
77	Munford, Thayer	T
67	Murray, Justin	T
54	Muti, Netane	G
66	Parham, Dylan	G
75	Parker, Brandon	T
70	Van Roten, Greg	G
78	Wagner, Dalton	T

TIGHT ENDS

85	Fotheringham, Cole	TE
82	Hooper, Austin	TE
80	Horsted, Jesper	TE
88	Howard, O.J.	TE
87	Mayer, Michael	TE
86	Shenker, John Samuel	TE

WIDE RECEIVERS

17	Adams, Davante	WR
3	Carter, DeAndre	WR
84	Cole Sr., Keelan	WR
11	Dorsett II, Phillip	WR
14	Lacy, Chris	WR
16	Meyers, Jakobi	WR
13	Renfrow, Hunter	WR
81	Sims, Cam	WR
89	Tucker, Tre	WR
19	Turner, DJ	WR
83	Wilkerson, Kristian	WR

RUNNING BACKS

22	Abdullah, Ameer	RB
34	Bolden, Brandon	RB
38	Brown, Brittain	RB
8	Jacobs, Josh	RB
45	Johnson, Jakob	FB
47	McCormick, Sincere	RB
32	Walter, Austin	RB
35	White, Zamir	RB

QUARTERBACKS

15	Garbers, Chase	QB
10	Garoppolo, Jimmy	QB
7	Hoyer, Brian	QB
4	O'Connell, Aidan	QB

DEFENSE

No.	Player	Pos.
DEFENSIVE LINE		
62	Agoha, David	DE
69	Butler, Adam	DT
94	Butler, Matthew	DT
98	Crosby, Maxx	DE
92	Farrell Jr., Neil	DT
95	Jenkins, John	DT
55	Jones, Chandler	DE
51	Koonce, Malcolm	DE
91	Nichols, Bilal	DT
52	Plant, Adam	DE
97	Silvera, Nesta Jade	DT
79	Tarlas, George	DE
90	Tillery, Jerry	DT
99	Willis, Jordan	DE
9	Wilson, Tyree	DE
93	Young, Byron	DT

LINEBACKERS

36	Bolton, Curtis	LB
56	Burney, Amari	LB
58	Butler, Darien	LB
5	Deablo, Divine	LB
59	Masterson, Luke	LB
43	Mauga, Kana'i	LB
41	Spillane, Robert	LB
57	Thomas, Drake	LB

DEFENSIVE BACKS

29	Bennett, Jakorian	CB
46	Brown, Ike	CB
44	Cosby, Bryce	CB
1	Epps, Marcus	S
31	Facyson, Brandon	CB
40	Grant, Jaydon	S
37	Hall, Tyler	CB
48	Hearn, Azizi	CB
39	Hobbs, Nate	CB
26	Johnson, Jaquan	S
24	Long Jr., David	CB
25	Moehrig, Tre'von	S
49	Perryman, Jordan	CB
20	Pola-Mao, Isaiah	S
21	Robertson, Amik	CB
23	Shelley, Duke	CB
42	Smith II, Chris	S
33	Teamer, Roderic	S
27	Webb, Sam	CB

SPECIALISTS

50	Bobenmoyer, Jacob	LS
2	Carlson, Daniel	K
6	Cole, AJ	P

ALPHABETICAL ROSTER

No.	Player	Pos	Ht	Wt	Birth Date	Age	NFL Exp	College	Hometown	How Acq.
22	Abdullah, Ameer	RB	5-9	203	6/13/93	30	9	Nebraska	Birmingham, Ala.	UFA-'22 (Car.)
17	Adams, Davante	WR	6-1	215	12/24/92	30	10	Fresno State	East Palo Alto, Calif.	TR-'22 (GB)
62	Agoha, David	DE	6-4	252	5/18/01	22	R		Bende, Nigeria	I.P.P-'23
64	Bars, Alex	G	6-5	314	9/8/95	27	5	Notre Dame	Nashville, Tenn.	UFA-'22 (Chi.)
29	Bennett, Jakorian	CB	5-11	195	8/23/00	22	R	Maryland	Mobile, Ala.	D4a-'23
50	Bobenmoyer, Jacob	LS	6-2	235	5/28/97	26	4	Northern Colorado	Cheyenne, Wyo.	UFA-'23 (Den.)
34	Bolden, Brandon	RB	5-11	220	1/26/90	33	11	Mississippi	Baton Rouge, La.	UFA-'22 (NE)
36	Bolton, Curtis	LB	6-0	228	12/18/95	27	3	Oklahoma	Murrieta, Calif.	FA-'22
38	Brown, Brittain	RB	6-1	205	10/10/97	25	2	UCLA	Canton, Ga.	D7b-'22
46	Brown, Ike	CB	6-1	185	4/25/98	25	1	Florida Int'l University	Tampa, Fla.	FA-'22
56	Burney, Amari	LB	6-2	228	6/19/00	23	R	Florida	St. Petersburg, Fla.	D6-'23
69	Butler, Adam	DT	6-5	300	4/12/94	29	6	Vanderbilt	Desoto, Texas	FA-'23
58	Butler, Darien	LB	6-0	225	2/29/00	23	2	Arizona State	Compton, Calif.	UDFA-'22
94	Butler, Matthew	DT	6-3	290	6/10/99	24	2	Tennessee	Raleigh, N.C.	D5-'22
2	Carlson, Daniel	K	6-5	215	1/23/95	28	6	Auburn	Colorado Springs, Colo.	FA-'18
3	Carter, DeAndre	WR	5-8	190	4/10/93	30	6	Sacramento State	San Jose, Calif.	UFA-'23 (LAC)
6	Cole, AJ	P	6-4	220	11/27/95	27	5	N.C. State	College Park, Ga.	UDFA-'19
84	Cole Sr., Keelan	WR	6-1	194	4/20/93	30	7	Kentucky Wesleyan	Louisville, Ky.	UFA-'22 (NYJ)
44	Cosby, Bryce	CB	5-10	188	3/22/99	24	1	Ball State	Louisville, Ky.	UDFA-'22
98	Crosby, Maxx	DE	6-5	255	8/22/97	25	5	Eastern Michigan	Colleyville, Texas	D4a-'19
63	Curtis, McClendon	G	6-6	325	9/16/99	23	R	Chattanooga	Chattanooga, Tenn.	UDFA-'23
5	Deablo, Divine	LB	6-3	223	8/17/98	24	3	Virginia Tech	Winston-Salem, N.C.	D3b-'21
11	Dorsett II, Phillip	WR	5-10	192	1/5/93	30	8	Miami (Fla.)	Fort Lauderdale, Fla.	UFA-'23 (Hou.)
72	Eluemunor, Jermaine	G/T	6-4	330	12/13/94	28	7	Texas A&M	London, England	FA-'21
1	Epps, Marcus	S	6-0	191	1/27/96	27	5	Wyoming	Los Angeles, Calif.	UFA-'23 (Phi.)
31	Facyson, Brandon	CB	6-2	197	9/8/94	28	6	Virginia Tech	Newnan, Ga.	UFA-'23 (Ind.)
92	Farrell Jr., Neil	DT	6-4	325	9/9/98	24	2	LSU	Mobile, Ala.	D4b-'22
85	Fotheringham, Cole	TE	6-4	243	10/11/97	25	1	Utah	San Clemente, Calif.	UDFA-'22
15	Garbers, Chase	QB	6-2	225	6/6/99	24	1	California	Newport Beach, Calif.	UDFA-'22
10	Garoppolo, Jimmy	QB	6-2	225	11/22/91	31	10	Eastern Illinois	Arlington Heights, Ill.	UFA-'23 (SF)
40	Grant, Jaydon	S	6-0	190	6/15/98	25	R	Oregon State	West Linn, Ore.	UDFA-'23
65	Grasu, Hroniss	C	6-3	301	8/12/91	31	7	Oregon	Los Angeles, Calif.	FA-'21
73	Gurman, Vitaliy	G	6-3	305	8/4/98	24	1	Toledo	Rochester, N.Y.	FA-'22
37	Hall, Tyler	CB	5-10	190	10/31/98	24	4	Wyoming	Gardena, Calif.	FA-'22
48	Hearn, Azizi	CB	6-1	204	6/5/99	24	R	UCLA	Oceanside, Calif.	UDFA-'23
71	Herron, Justin	T	6-5	290	11/27/95	27	4	Wake Forest	Silver Spring, Md.	T-'22 (NE)
39	Hobbs, Nate	CB	6-0	195	6/24/99	24	3	Illinois	Louisville, Ky.	D5-'21
82	Hooper, Austin	TE	6-4	254	10/29/94	28	8	Stanford	San Ramon, Calif.	UFA-'23 (Ten.)
80	Horsted, Jesper	TE	6-3	237	2/27/97	26	4	Princeton	St. Paul, Minn.	FA-'22
88	Howard, O.J.	TE	6-6	250	11/18/94	28	7	Alabama	Prattville, Ala.	UFA-'23 (Hou.)
7	Hoyer, Brian	QB	6-2	215	10/13/85	37	15	Michigan State	Avon Lake, Ohio	FA-'23
8	Huac, Josh	RB	5-10	223	2/11/98	25	5	Alabama	Tulsa, Okla.	D1b-'19
68	James, Andre	C	6-4	300	5/2/97	26	5	UCLA	Herriman, Utah	UDFA-'19
95	Jenkins, John	DT	6-3	327	7/11/89	34	11	Georgia	Meriden, Conn.	UFA-'23 (Mia.)
45	Johnson, Jakob	FB	6-3	255	12/15/94	28	5	Tennessee	Stuttgart, Germany	UFA-'22 (NE)
26	Johnson, Jaquan	S	5-10	190	11/6/95	27	5	Miami	Miami, Fla.	UFA-'23 (Buf.)
55	Jones, Chandler	DE	6-5	265	2/27/90	33	12	Syracuse	Endicott, N.Y.	UFA-'22 (Ari.)
51	Koonce, Malcolm	DE	6-3	250	6/6/98	25	3	Buffalo	Peekskill, N.Y.	D3a-'21
14	Lacy, Chris	WR	6-3	205	1/28/96	27	2	Oklahoma State	DeSoto, Texas	FA-'22
24	Long Jr., David	CB	5-11	196	2/6/98	25	5	Michigan	Los Angeles, Calif.	UFA-'23 (LAR)
59	Masterson, Luke	LB	6-1	220	1/7/98	25	2	Wake Forest	Naples, Fla.	UDFA-'22
43	Mauga, Kana'i	LB	6-2	245	1/8/00	23	1	USC	Waianae, Hawaii	FA-'22
87	Mayer, Michael	TE	6-4	265	7/6/01	22	R	Notre Dame	Edgewood, Ky.	D2-'23
47	McCormick, Sincere	RB	5-9	205	9/10/00	22	2	Texas-San Antonio	Converse, Texas	UDFA-'22
61	Meredith, Jordan	G	6-2	300	1/4/98	25	1	Western Kentucky	Bowling Green, Ky.	FA-'22
16	Meyers, Jakobi	WR	6-2	200	11/9/96	26	5	North Carolina State	Lithonia, Ga.	UFA-'23 (NE)
74	Miller, Kolton	T	6-8	325	10/9/95	27	6	UCLA	Roseville, Calif.	D1-'18
25	Moehrig, Tre'von	S	6-2	202	6/16/99	24	3	TCU	Spring Branch, Texas	D2-'21
77	Munford, Thayer	T	6-6	315	9/18/99	23	2	Ohio State	Cincinnati, Ohio	D7a-'22
67	Murray, Justin	T	6-5	315	4/19/93	30	5	Cincinnati	Cincinnati, Ohio	FA-'23
54	Muti, Netane	G	6-3	307	3/27/99	24	4	Fresno State	Wahiawa, Hawai'i	FA-'22
91	Nichols, Bilal	DT	6-3	313	9/14/96	26	6	Delaware	Chester, Pa.	UFA-'22 (Chi.)

ALPHABETICAL ROSTER

4	O'Connell, Aidan	QB	6-3	210	9/1/98	24	R	Purdue	Long Grove, Ill.	D4b-'23
66	Parham, Dylan	G	6-3	285	8/24/99	23	2	Memphis	Carrollton, Ga.	D3-'22
75	Parker, Brandon	T	6-8	320	10/21/95	27	6	North Carolina A&T	Kannapolis, N.C.	D3a-'18
49	Perryman, Jordan	CB	6-0	198	2/27/99	24	R	Washington	Hanford, Calif.	UDFA-'23
52	Plant, Adam	DE	6-5	263	2/11/00	23	R	UNLV	Las Vegas, Nev.	UDFA-'23
20	Pola-Mao, Isaiah	S	6-4	205	6/30/99	24	2	USC	Phoenix, Ariz.	UDFA-'22
13	Renfrow, Hunter	WR	5-10	185	12/21/95	27	5	Clemson	Myrtle Beach, S.C.	D5-'19
21	Robertson, Amik	CB	5-9	183	7/6/98	25	4	Louisiana Tech	Thibodaux, La.	D4b-'20
23	Shelley, Duke	CB	5-8	183	10/8/96	26	5	Kansas State	Decatur, Ga.	UFA-'23 (Min.)
86	Shenker, John Samuel	TE	6-3	242	9/2/98	24	R	Auburn	Albany, Ga.	UDFA-'23
97	Silvera, Nesta Jade	DT	6-2	315	1/23/00	23	R	Arizona State	Pembroke Pines, Fla.	D7-'23
81	Sims, Cam	WR	6-5	214	1/6/96	27	5	Alabama	Monroe, La.	UFA-'23 (Was.)
42	Smith II, Chris	S	5-11	195	5/1/00	23	R	Georgia	Atlanta, Ga.	D5-'23
41	Spillane, Robert	LB	6-1	229	12/14/95	27	5	Western Michigan	Oak Park, Ill.	UFA-'23 (Pit.)
79	Tarlas, George	DE	6-3	253	9/28/98	24	R	Boise State	Boise, Idaho	UDFA-'23
33	Teamer, Roderic	S	6-0	205	5/12/97	26	4	Tulane	New Orleans, La.	FA-'21
57	Thomas, Drake	LB	5-11	223	2/25/00	23	R	N.C. State	Raleigh, N.C.	UDFA-'23
90	Tillery, Jerry	DT	6-6	295	10/8/96	26	5	Notre Dame	Shreveport, La.	W-'22 (LAC)
89	Tucker, Tre	WR	5-9	185	3/8/01	22	R	Cincinnati	Akron, Ohio	D3b-'23
19	Turner, DJ	WR	5-9	205	1/18/97	26	2	Pittsburgh	Glenarden, Md.	UDFA-'21
70	Van Roten, Greg	G	6-3	305	2/26/90	33	9	Pennsylvania	Long Beach, N.Y.	UFA-'23 (Buf.)
78	Wagner, Dalton	T	6-8	320	10/5/98	24	R	Arkansas	Spring Grove, Ill.	UDFA-'23
32	Walter, Austin	RB	5-8	202	8/17/96	26	3	Rice	Crosby, Texas	FA-'22
27	Webb, Sam	CB	6-2	195	5/19/98	25	2	Missouri Western State	Excelsior Springs, Mo.	UDFA-'22
35	White, Zamir	RB	6-0	215	9/18/99	23	2	Georgia	Laurinburg, N.C.	D4a-'22
83	Wilkerson, Kristian	WR	6-1	214	1/10/97	26	2	Southeast Missouri State	Memphis, Tenn.	FA-'23
99	Willis, Jordan	DE	6-4	270	5/2/95	28	7	Kansas State	Kansas City, MO	UFA-'23 (SF)
9	Wilson, Tyree	DE	6-6	275	5/20/00	23	R	Texas Tech	Henderson, Texas	D1-'23
93	Young, Byron	DT	6-3	292	11/10/00	22	R	Alabama	Laurel, Miss.	D3a-'23

NUMERICAL ROSTER

No.	Player	Pos.	No.	Player	Pos.
1	Epps, Marcus	S	51	Koonce, Malcolm	DE
2	Carlson, Daniel	K	52	Plant, Adam	DE
3	Carter, DeAndre	WR	54	Muti, Netane	G
4	O'Connell, Aidan	QB	55	Jones, Chandler	DE
5	Deablo, Divine	LB	56	Burney, Amari	LB
6	Cole, AJ	P	57	Thomas, Drake	LB
7	Hoyer, Brian	QB	58	Butler, Darien	LB
8	Jacobs, Josh	RB	59	Masterson, Luke	LB
9	Wilson, Tyree	DE	61	Meredith, Jordan	G
10	Garoppolo, Jimmy	QB	62	Agoha, David	DE
11	Dorsett II, Phillip	WR	63	Curtis, McClendon	G
13	Renfrow, Hunter	WR	64	Bars, Alex	G
14	Lacy, Chris	WR	65	Grasu, Hroniss	C
15	Garbers, Chase	QB	66	Parham, Dylan	G
16	Meyers, Jakobi	WR	67	Murray, Justin	T
17	Adams, Davante	WR	68	James, Andre	C
19	Turner, DJ	WR	69	Butler, Adam	DT
20	Pola-Mao, Isaiah	S	70	Van Roten, Greg	G
21	Robertson, Amik	CB	71	Herron, Justin	T
22	Abdullah, Ameer	RB	72	Eluemunor, Jermaine	G/T
23	Shelley, Duke	CB	73	Gurman, Vitaliy	G
24	Long Jr., David	CB	74	Miller, Kolton	T
25	Moehrig, Tre'von	S	75	Parker, Brandon	T
26	Johnson, Jaquan	S	77	Munford, Thayer	T
27	Webb, Sam	CB	78	Wagner, Dalton	T
29	Bennett, Jakorian	CB	79	Tarlas, George	DE
31	Facyson, Brandon	CB	80	Horsted, Jesper	TE
32	Walter, Austin	RB	81	Sims, Cam	WR
33	Teamer, Roderic	S	82	Hooper, Austin	TE
34	Bolden, Brandon	RB	83	Wilkerson, Kristian	WR
35	White, Zamir	RB	84	Cole Sr., Keelan	WR
36	Bolton, Curtis	LB	85	Fotheringham, Cole	TE
37	Hall, Tyler	CB	86	Shenker, John Samuel	TE
38	Brown, Brittain	RB	87	Mayer, Michael	TE
39	Hobbs, Nate	CB	88	Howard, O.J.	TE
40	Grant, Jaydon	S	89	Tucker, Tre	WR
41	Spillane, Robert	LB	90	Tillery, Jerry	DT
42	Smith II, Chris	S	91	Nichols, Bilal	DT
43	Mauga, Kana'i	LB	92	Farrell Jr., Neil	DT
44	Cosby, Bryce	CB	93	Young, Byron	DT
45	Johnson, Jakob	FB	94	Butler, Matthew	DT
46	Brown, Ike	CB	95	Jenkins, John	DT
47	McCormick, Sincere	RB	97	Silvera, Nesta Jade	DT
48	Hearn, Azizi	CB	98	Crosby, Maxx	DE
49	Perryman, Jordan	CB	99	Willis, Jordan	DE
50	Bobenmoyer, Jacob	LS			

2022

YEAR IN REVIEW



REGULAR SEASON

(6-11)


DATE	OPPONENT	RESULT	ATTENDANCE
Sun., Sept. 11	at Los Angeles Chargers	L, 19-24	70,240
Sun., Sept. 18	ARIZONA CARDINALS	L, 23-29 (OT)	61,707
Sun., Sept. 25	at Tennessee Titans	L, 22-24	68,649
Sun., Oct. 2	DENVER BRONCOS	W, 32-23	62,332
Mon., Oct. 10	at Kansas City Chiefs	L, 29-30	73,523
	BYE WEEK		
Sun., Oct. 23	HOUSTON TEXANS	W, 38-20	61,228
Sun., Oct. 30	at New Orleans	L, 0-24	70,009
Sun., Nov. 6	at Jacksonville Jaguars	L, 20-27	62,758
Sun., Nov. 13	INDIANAPOLIS COLTS	L, 20-25	62,197
Sun., Nov. 20	at Denver Broncos	W, 22-16 (OT)	76,056
Sun., Nov. 27	at Seattle Seahawks	W, 40-34 (OT)	68,849
Sun., Dec. 4	LOS ANGELES CHARGERS	W, 27-20	62,123
Thu., Dec. 8	at Los Angeles Rams	L, 16-17	74,738
Sun., Dec. 18	NEW ENGLAND PATRIOTS	W, 30-24	62,273
Sat., Dec. 24	at Pittsburgh Steelers	L, 10-13	64,761
Sun., Jan. 1	SAN FRANCISCO 49ERS	L, 34-37 (OT)	62,367
Sat., Jan. 7	KANSAS CITY CHIEFS	L, 13-31	62,136

ATTENDANCE SUMMARY

Total regular season attendance: 1,125,946

Regular season home: 496,363

Regular season away: 629,583



2022 FINAL STATISTICS

	Raiders	Opponent
Total First Downs	343	360
Rushing	122	126
Passing	193	206
Penalty	28	28
3rd Down: Made/Att	83/208	86/206
3rd Down Pct.	40.0%	42.0%
4th Down: Made/Att	13/24	11/20
4th Down Pct.	54.0%	55.0%
Possession Avg.	30:16	29:44
Total Net Yards	5,993	6,216
Avg. Per Game	352.5	365.6
Total Plays	1,049	1,077
Avg. Per Play	5.7	5.8
Net Yards Rushing	2,059	2,087
Avg. Per Game	121.1	122.8
Total Rushes	428	460
Net Yards Passing	3,934	4,129
Avg. Per Game	231.4	242.9
Sacked/Yards Lost	35/248	27/192
Gross Yards	4,182	4,321
Attempts/Completions	586/359	590/399
Completion Pct.	61.0%	68.0%
Had Intercepted	17	6
Punts/Average	59/48.9	56/47.6
Net Punting Avg.	45.9	40.6
Penalties/Yards	113/932	93/758
Fumbles/Ball Lost	17/4	14/7
Touchdowns	43	48
Rushing	12	20
Passing	28	25
Returns	3	3

SCORE BY PERIODS	Q1	Q2	Q3	Q4	OT	Pts
Team	73	137	63	110	12	395
Opponents	72	135	82	120	9	418

SCORING	TD	Ru	Pa	Rt	PAT	FG	2Pt	Pts
D. Carlson	0	0	0	0	35/36	34/37	0	137
D. Adams	14	0	14	0	0/0	0/0	0	84
J. Jacobs	12	12	0	0	0/0	0/0	0	72
M. Hollins	4	4	4	0	0/0	0/0	0	24
D. Waller	3	0	3	0	0/0	0/0	0	18
F. Moreau	2	0	2	0	0/0	0/0	0	12
H. Renfrow	2	0	2	0	0/0	0/0	0	12
K. Cole	1	0	1	0	0/0	0/0	0	6
A. Abdullah	1	0	1	0	0/0	0/0	0	6
B. Bolden	1	0	1	0	0/0	0/0	0	6
C. Jones	1	0	0	1	0/0	0/0	0	6
D. Harmon	1	0	0	1	0/0	0/0	0	6
A. Robertson	1	0	0	1	0/0	0/0	0	6
Team	43	12	28	3	35/36	34/37	0	395
Opponents	48	20	25	3	40/41	28/40	3	418

2-PT. CONVERSIONS: Team 0/4, Opponents: 3/6

SACKS: M. Crosby 12.5, C. Jones 4.5, C. Ferrell 2.0, B. Nichols 1.5, T. Hall 1.0, I. Pola-Mao 1.0, A. Billings 1.0, D. Perryman 1.0, N. Hobbs 1.0, A. Robertson 1.0, M. Butler 0.5 Team: 27.0, Opponents: 35.0

FIELD GOALS	1-19	20-29	30-39	40-49	50+
D. Carlson	0/0	9/9	11/11	3/4	11/13
Team	0/0	9/9	11/11	3/4	11/13
Opponents	0/0	5/6	5/7	13/19	5/8

RUSHING	No.	Yds	Avg	Long	TD
J. Jacobs	340	1,653	4.9	86t	12
D. Carr	24	102	4.3	20	0
J. Stidham	14	84	6.0	11	0
Z. White	17	70	4.1	22	0
B. Bolden	17	66	3.9	12	0
M. Hollins	4	40	10.0	17	0
D. Turner	4	26	6.5	18	0
A. Abdullah	4	20	5.0	7	0
F. Moreau	0	2	0.0	2	0
D. Adams	3	-1	-0.3	4	0
M. Farley	1	-3	-3.0	-3	0
Team	428	2,059	4.8	86t	12
Opponents	460	2,087	4.5	66t	20

RECEIVING	No.	Yds	Avg	Long	TD
D. Adams	100	1,516	15.2	60t	14
M. Hollins	57	690	12.1	60	4
J. Jacobs	53	400	7.5	43	0
H. Renfrow	36	330	9.2	27	2
F. Moreau	33	420	12.7	33	2
D. Waller	28	388	13.9	34	3
A. Abdullah	25	211	8.4	23	1
K. Cole	10	141	14.1	30t	1
B. Bolden	9	57	6.3	18t	1
J. Johnson	5	10	2.0	5	0
J. Horsted	3	19	6.3	9	0
D. Turner	0	0	0.0	0	0
Team	359	4182	11.6	60t	28
Opponents	399	4321	10.8	67	25

INTERCEPTIONS	No.	Yds	Avg	Long	TD
D. Harmon	2	86	43.0	73t	1
D. Perryman	2	48	24.0	24	0
A. Robertson	2	7	3.5	7	0
Team	6	141	23.5	73t	1
Opponents	17	195	11.5	56	2

PUNTING	No.	Yds	Avg	Net	TB	In	Lg	B
A. Cole	59	2884	48.9	43.9	1	26	67	0
Team	59	2884	48.9	43.9	1	26	67	0
Opponents	56	2666	47.6	43.4	4	22	70	1

PUNT RETURNS	Ret	FC	Yds	Avg	Long	TD
K. Cole	13	8	79	6.1	13	0
H. Renfrow	11	4	74	6.7	17	0
D. Turner	2	0	3	1.5	3	0
T. Johnson	1	0	0	0.0	0	0
Team	27	12	156	5.8	17	0
Opponents	25	16	274	11.0	30	0

KICKOFF RETURNS	No.	Yds	Avg	Long	TD
A. Abdullah	26	543	20.9	33	0
D. Turner	4	78	19.5	22	0
B. Bolden	1	32	32.0	32	0
J. Johnson	1	15	15.0	15	0
Team	32	668	20.9	33	0
Opponents	29	582	20.1	52	0

Fumbles Lost: F. Moreau 1, H. Renfrow 1, J. Stidham 1, J. Jacobs 1
Total: 4

Opponent Fumble Recoveries: C. Jones 3, J. Brown 1, M. Crosby 1, A. Robertson 1, N. Hobbs 1 Total: 7

PASSING	Att	Cmp	Yds	Cmp%	Yds/Att	TD	TD%	Int	Int%	Long	Sack	Lost	Rating
D. Carr	502	305	3,522	60.8%	7.0	24	4.8%	14	2.8%	60	27/	191	86.3
J. Stidham	83	53	656	63.9%	7.9	4	4.8%	3	3.6%	60t	7/	47	89.2
M. Hollins	1	1	4	100.0%	4.0	0	0.0%	0	0.0%	4	0/	0	83.3
D. Adams	0	0	0	0.0%	0.0	0	0.0%	0	0.0%	0	1/	10	0.0
Team	586	359	4,182	61.3%	7.1	28	4.8%	17	2.9%	60t	35/	248	86.7
Opponents	590	399	4,321	67.6%	7.3	25	4.2%	6	1.0%	67	27/	192	98.8

2022 DEFENSIVE STATISTICS

Player	TACKLES					INTERCEPTIONS					FUMBLES				SPECIAL TEAMS				
	Total	Solo	Asst	Sk	Yds	No	Yds	Lg	TD	PD	FF	FR	Yds	TT	UT	AT	FF	FR	Bk
Maxx Crosby	88	58	30	12.5	102.0	0	0	-	0	4	3	1	0	1	0	1	0	0	1
Duron Harmon	86	63	23	0.0	0.0	2	86	73t	1	5	2	0	0	0	0	0	0	0	0
Denzel Perryman	83	54	29	1.0	7.0	2	48	24	0	2	0	0	0	0	0	0	0	0	0
Divine Deablo	74	38	36	0.0	0.0	0	0	-	0	1	0	0	0	0	0	0	0	0	0
Nate Hobbs	72	57	15	1.0	7.0	0	0	-	0	4	1	1	7	0	0	0	0	0	0
Tre'von Moehrig	55	37	18	0.0	0.0	0	0	-	0	5	0	0	0	0	0	0	0	0	0
Luke Masterson	50	26	24	0.0	0.0	0	0	-	0	0	0	0	0	9	4	5	0	0	0
Johnathan Abram	48	35	13	0.0	0.0	0	0	-	0	1	0	0	0	0	0	0	0	0	0
Rock Ya-Sin	45	37	8	0.0	0.0	0	0	-	0	7	0	0	0	0	0	0	0	0	0
Jayon Brown	45	29	16	0.0	0.0	0	0	-	0	1	0	1	0	0	0	0	0	0	0
Bilal Nichols	44	16	28	1.5	13.5	0	0	-	0	0	0	0	0	0	0	0	0	0	0
Andrew Billings	39	18	21	1.0	8.0	0	0	-	0	0	0	0	0	0	0	0	0	0	0
Amik Robertson	38	29	9	1.0	1.0	2	7	7	0	9	1	1	68	0	0	0	0	0	0
Chandler Jones	38	21	17	4.5	16.5	0	0	-	0	3	1	3	48	0	0	0	0	0	0
Roderic Teamer	35	23	12	0.0	0.0	0	0	-	0	0	0	0	0	5	2	3	0	0	0
Sam Webb	33	24	9	0.0	0.0	0	0	-	0	3	1	0	0	3	2	1	0	0	0
Clelin Ferrell	25	8	17	2.0	15.5	0	0	-	0	2	0	0	0	1	0	1	0	0	0
Blake Martinez	20	14	6	0.0	0.0	0	0	-	0	0	0	0	0	0	0	0	0	0	0
Tyler Hall	20	12	8	1.0	11.0	0	0	-	0	4	0	0	0	0	0	0	0	0	0
Isaiah Pola-Mao	15	11	4	1.0	9.0	0	0	-	0	0	0	0	0	5	3	2	0	0	0
Anthony Averett	13	12	1	0.0	0.0	0	0	-	0	1	0	0	0	0	0	0	0	0	0
Neil Farrell Jr.	12	3	9	0.0	0.0	0	0	-	0	0	0	0	0	0	0	0	0	0	0
Kyle Peko	11	5	6	0.0	0.0	0	0	-	0	1	0	0	0	0	0	0	0	0	0
Harvey Langi	11	9	2	0.0	0.0	0	0	-	0	0	0	0	0	0	0	0	0	0	0
Johnathan Hankins	10	1	9	0.0	0.0	0	0	-	0	1	0	0	0	0	0	0	0	0	0
Kendal Vickers	10	4	6	0.0	0.0	0	0	-	0	0	0	0	0	0	0	0	0	0	0
Jerry Tilley	10	8	2	0.0	0.0	0	0	-	0	0	0	0	0	0	0	0	0	0	0
Sidney Jones IV	7	3	4	0.0	0.0	0	0	-	0	0	0	0	0	0	0	0	0	0	0
Matthew Butler	5	1	4	0.5	1.5	0	0	-	0	0	0	0	0	0	0	0	0	0	0
Malcolm Koonce	4	3	1	0.0	0.0	0	0	-	0	0	0	0	0	5	3	2	0	0	1
Darien Butler	4	1	3	0.0	0.0	0	0	-	0	0	0	0	0	7	2	5	0	0	0
Tashawn Bower	1	0	1	0.0	0.0	0	0	-	0	0	0	0	0	0	0	0	0	0	0
Matthias Farley	1	1	0	0.0	0.0	0	0	-	0	0	0	0	0	10	3	7	0	0	0
Kolton Miller	0	0	0	0.0	0.0	0	0	-	0	0	0	1	0	0	0	0	0	0	0
Josh Jacobs	0	0	0	0.0	0.0	0	0	-	0	0	0	1	0	0	0	0	0	0	0
Jordan Meredith	0	0	0	0.0	0.0	0	0	-	0	0	0	1	0	0	0	0	0	0	0
John Simpson	0	0	0	0.0	0.0	0	0	-	0	0	0	1	0	0	0	0	0	0	0
Jarrett Stidham	0	0	0	0.0	0.0	0	0	-	0	0	0	1	0	0	0	0	0	0	0
Hunter Renfrow	0	0	0	0.0	0.0	0	0	-	0	0	0	1	0	0	0	0	0	0	0
Foster Moreau	0	0	0	0.0	0.0	0	0	-	0	0	0	1	0	0	0	0	0	0	0
Derek Carr	0	0	0	0.0	0.0	0	0	-	0	0	0	1	0	0	0	0	0	0	0
Davante Adams	0	0	0	0.0	0.0	0	0	-	0	0	0	1	0	0	0	0	0	0	0
Ameer Abdullah	0	0	0	0.0	0.0	0	0	-	0	0	0	0	0	8	4	4	0	0	0
Brandon Bolden	0	0	0	0.0	0.0	0	0	-	0	0	0	0	0	7	4	3	0	0	0
Curtis Bolton	0	0	0	0.0	0.0	0	0	-	0	0	0	0	0	5	2	3	0	0	0
Jesper Horsted	0	0	0	0.0	0.0	0	0	-	0	0	0	0	0	4	4	0	1	0	0
Trent Sieg	0	0	0	0.0	0.0	0	0	-	0	0	0	0	0	2	2	0	0	0	0
Mack Hollins	0	0	0	0.0	0.0	0	0	-	0	0	0	0	0	2	1	1	0	0	0
Jakob Johnson	0	0	0	0.0	0.0	0	0	-	0	0	0	0	0	2	1	1	0	0	0
DJ Turner	0	0	0	0.0	0.0	0	0	-	0	0	0	0	0	2	1	1	0	1	0
Totals	1,052	661	391	27.0	192.0	6	141	73t	1	55	9	16	123	78	38	40	1	1	2

TEAM

<u>Statistic</u>	<u>High</u>	<u>Date/Opp.</u>
Points	40	11/27 at Sea.
Points in a quarter	21	10/23 vs. Hou.
Points in a half	28	10/23 vs. Hou.
Offensive plays	77	11/27 at Sea.
Yards per play	7.6	1/1 vs. SF
First downs	29	1/1 vs. SF
Third down %	57.1	11/27 at Sea.
Total net yards	576	11/27 at Sea.
Net rushing yards	229	11/27 at Sea.
Rushing attempts	33	11/27 at Sea.
Rushing average	7.1	11/27 at Sea.
Net passing yards	365	1/1 vs. SF
Completions	26	9/25 at Ten.
Passing attempts	44	9/25 at Ten.
Completion %	77.8	10/23 vs. Hou.
Time of possession	37:35	11/27 at Sea.
Gross punting	61.0	1/7 vs. KC
Net punting	58.5	1/7 vs. KC

INDIVIDUAL

<u>Statistic</u>	<u>High</u>	<u>Player</u>	<u>Date/Opp.</u>
Points	18	Josh Jacobs	10/23 vs. Hou.
Field goals	4	Daniel Carlson	10/2 vs. Den.
Field goal attempts	4; two times	Last; Daniel Carlson	11/20 at Den.
Longest field goal	57; two times	Last; Daniel Carlson	1/1 vs. SF
Longest FG attempt	57; two times	Last; Daniel Carlson	1/1 vs. SF
Rushing attempts	33	Josh Jacobs	11/27 at Sea.
Rushing yards	229	Josh Jacobs	11/27 at Sea.
Rushing long	86t	Josh Jacobs	11/27 at Sea.
Rushing touchdowns	3	Josh Jacobs	10/23 vs. Hou.
Completions	26	Derek Carr	9/25 at Ten.
Attempts	44	Derek Carr	9/25 at Ten.
Passing yards	365	Jarrett Stidham	1/1 vs. SF
Passing touchdowns	3; three times	Last; Jarrett Stidham	1/1 vs. SF
Passing long	60t	Jarrett Stidham	1/1 vs. SF
Yards per attempt	10.7	Jarrett Stidham	1/1 vs. SF
Receptions	10; two times	Last; Davante Adams	11/6 at Jac.
Receiving yards	177	Davante Adams	12/4 vs. LAC
Receiving long	60t	Davante Adams	1/1 vs. SF
Receiving touchdowns	2; five times	Last; Davante Adams	1/1 vs. SF
Tackles	16	Divine Deablo	9/18 vs. Ari.
Sacks	3.0	Chandler Jones	12/4 vs. LAC
Interceptions	1; six times	Last; Amik Robertson	1/1 vs. SF
Kickoff returns	5	Ameer Abdullah	12/18 vs. NE
Kickoff return yards	111	Ameer Abdullah	12/18 vs. NE
Punt returns	4	Keelan Cole	11/20 at Den.
Punt return yards	29	Hunter Renfrow	11/6 at Jac.
Longest punt	67	AJ Cole	11/13 vs. Ind.
Punts inside 20	4	AJ Cole	10/30 at NO

2022 PLAYER PARTICIPATION

Player	9/11 at UAC	9/18 at I.	9/25 at Ten.	10/2 Den.	10/10 at KC	10/23 Hou.	10/20 at NO	11/6 at Tex.	11/13 Ind.	11/20 at Den.	11/27 at Sea.	12/4 LAC	12/8 at UAR	12/15 NE	12/24 at PH	1/1/23 SF	1/7/23 KC	GP / GS / DNP / INA				
	1	2	3	4	5	6	7	8	9	10	11	12	13	14	15	16	17	18	Total			
Abdullah, Ameer	P	P	P	P	P	P	P	P	P	P	P	P	P	P	P	P	P	17	0	0	0	
Abram, Johnathan	SS	SS	SS	SS	SS	SS	P	P	NOT	NOT	NOT	NOT	NOT	NOT	NOT	NOT	NOT	8	6	0	0	
Adams, Davante	WR	WR	WR	WR	WR	WR	WR	WR	WR	WR	WR	WR	WR	WR	WR	WR	WR	17	17	0	0	
Averett, Anthony	CB	IR	IR	IR	IR	CB	CB	CB	CB	P	CB	IR	IR	IR	IR	IR	IR	7	6	0	0	
Bars, Alex	PS	P	G	G	RG	RG	RG	RG	RG	RG	RG	RG	RG	N	RG	RG	RG	15	14	0	1	
Barton, Jackson	P	P	N	NOT	PS	PS	N	N	N	P	N	X	P	N	N	P	P	6	0	1	7	
Billings, Andrew	DT	DT	DT	DT	DT	DT	DT	DT	DT	DT	DT	N	N	N	DT	DT	DT	14	14	0	3	
Bolden, Brandon	P	N	P	P	P	P	P	P	P	P	P	P	P	P	P	P	P	16	0	0	1	
Bolton, Curtis	PS	PS	PS	PS	P	PS	PS	PS	P	P	P	P	P	P	P	P	P	10	0	0	0	
Bower, Tashawn	N	P	P	N	N	N	N	N	P	P	P	P	N	N	N	N	N	6	0	0	11	
Brown, Brittain	N	N	N	N	N	N	N	N	P	P	N	N	P	P	P	P	P	6	0	0	11	
Brown, Ike	PS	PS	PS	PS	PS	PS	PS	PS	PS	PS	PS	PS	PS	PS	PS	PS	PS	0	0	0	1	
Brown, Jayon	P	OLB	OLB	P	N	N	N	N	OLB	OLB	OLB	OLB	N	IR	IR	IR	IR	8	6	0	5	
Butler, Darien	N	P	P	P	P	P	P	P	P	P	P	P	P	P	P	P	N	15	0	0	2	
Butler, Matthew	N	N	P	P	N	N	N	P	N	N	N	P	P	P	N	N	N	6	0	0	11	
Calitro, Austin	NOT	NOT	NOT	NOT	NOT	NOT	NOT	NOT	NOT	NOT	NOT	NOT	PS	PS	NOT	PS	P	1	0	0	0	
Campbell, Tevaughn	NOT	NOT	NOT	NOT	NOT	PS	NOT	NOT	NOT	NOT	NOT	NOT	NOT	NOT	NOT	NOT	NOT	0	0	0	0	
Carlson, Daniel	P	P	P	P	P	P	P	P	P	P	P	P	P	P	P	P	P	17	0	0	0	
Carr, Derek	QB	QB	QB	QB	QB	QB	QB	QB	QB	QB	QB	QB	QB	QB	QB	N	N	15	15	0	2	
Cole, AJ	P	P	P	P	P	P	P	P	P	P	P	P	P	P	P	P	P	17	0	0	0	
Cole, Keelan	PS	X	P	WR	P	N	P	P	WR	P	WR	P	P	P	P	P	P	14	3	1	1	
Cosby, Bryce	PS	PS	PS	PS	PS	NOT	PS	PS	PS	PS	PS	PS	PS	PS	PS	PS	PS	0	0	0	0	
Cotton Sr., Lester	P	RG	P	P	P	X	P	P	P	P	P	IR	IR	NOT	NOT	NOT	-	10	1	1	0	
Crosby, Maxx	DE	DE	DE	DE	DE	DE	DE	DE	DE	DE	DE	DE	DE	DE	DE	DE	DE	17	17	0	0	
Deablo, Divine	OLB	OLB	OLB	OLB	OLB	OLB	OLB	OLB	IR	IR	IR	IR	IR	IR	IR	IR	IR	8	8	0	0	
Elliott, Jalen	NOT	NOT	NOT	NOT	NOT	NOT	NOT	NOT	PS	PS	PS	PS	PS	PS	PS	PS	PS	0	0	0	0	
Eluemunor, Jermaine	RT	RT	RG	RT	RT	RT	RT	RT	RT	LT	RT	RT	RT	RT	RT	RT	RT	17	17	0	0	
Farley, Matthias	P	P	P	P	P	P	P	P	P	P	P	P	P	P	P	P	P	17	0	0	0	
Farrell Jr., Neil	N	N	N	N	P	P	P	P	N	P	N	N	P	N	P	P	P	9	0	0	8	
Ferrell, Clelin	P	P	P	P	P	P	P	P	N	P	P	P	DT	P	DT	DE	DE	16	4	0	1	
Fotheringham, Cole	PS	PS	PS	PS	PS	PS	PS	PS	PS	PS	PS	PS	PS	PS	PS	PS	PS	0	0	0	0	
Garbers, Chase	PS	PS	PS	PS	PS	PS	PS	PS	PS	PS	PS	PS	PS	PS	PS	X	X	0	0	2	0	
Grasu, Hroniss	PS	PS	PS	PS	PS	PS	PS	PS	PS	PS	PS	N	RG	P	P	P	P	4	1	0	1	
Guidry, Javelin	NOT	P	PS	P	P	P	NOT	NOT	NOT	NOT	NOT	NOT	NOT	NOT	NOT	NOT	-	4	0	0	0	
Gurman, Vitaliy	PSIR	PSIR	PSIR	PSIR	PSIR	PSIR	PSIR	PSIR	PSIR	PSIR	PSIR	PSIR	PSIR	PSIR	PSIR	PSIR	PSIR	PS	0	0	0	0
Gutierrez, Sebastian	NOT	NOT	NOT	NOT	NOT	NOT	NOT	PS	PS	PS	PS	PS	X	P	N	PS	1	0	1	1		
Hall, Tyler	NOT	NOT	NOT	NOT	NOT	PS	PS	PS	PS	P	CB	N	P	CB	P	P	CB	7	3	0	1	
Hankins, Johnathan	P	P	P	DT	N	P	NOT	NOT	NOT	NOT	NOT	NOT	NOT	NOT	NOT	NOT	NOT	5	1	0	1	
Harmon, Duron	P	SS	SS	SS	SS	SS	SS	SS	SS	SS	SS	SS	SS	SS	SS	SS	SS	17	16	0	0	
Herron, Justin	NOT	NOT	X	P	IR	IR	IR	IR	IR	IR	IR	IR	IR	IR	IR	IR	IR	1	0	1	0	
Hobbs, Nate	CB	CB	CB	CB	CB	CB	CB	CB	CB	CB	CB	CB	CB	CB	CB	CB	CB	11	11	0	0	
Hollins, Mack	WR	P	WR	WR	WR	WR	WR	WR	WR	WR	WR	WR	WR	WR	WR	WR	WR	17	16	0	0	
Hollister, Jacob	NOT	NOT	NOT	NOT	NOT	NOT	NOT	NOT	P	N	N	P	P	NOT	NOT	NOT	-	3	0	0	2	
Horsted, Jesper	P	P	P	P	P	P	P	P	P	P	P	N	N	P	P	P	P	15	0	0	2	
Jacobs, Josh	RB	RB	RB	RB	RB	RB	RB	RB	RB	RB	RB	RB	RB	RB	RB	RB	RB	17	17	0	0	
James, Andre	C	N	N	C	C	C	C	C	C	C	C	C	C	C	C	C	C	15	15	0	2	
Johnson, Jakob	P	FB	P	P	FB	FB	FB	FB	P	FB	P	P	FB	P	P	FB	FB	17	9	0	0	
Johnson, Tyron	P	X	X	P	PS	NOT	NOT	NOT	NOT	NOT	NOT	NOT	NOT	NOT	NOT	NOT	-	2	0	2	0	
Jones, Chandler	DE	DE	DE	DE	DE	DE	DE	DE	DE	DE	DE	DE	DE	DE	DE	IR	IR	15	15	0	0	
Jones IV, Sidney	NOT	NOT	NOT	NOT	NOT	NOT	NOT	NOT	CB	N	N	P	P	CB	P	P	P	7	2	0	2	

2022 PLAYER PARTICIPATION

Player	9/11 at LAC	9/18 Atl.	9/25 at Ten.	10/2 Den.	10/10 at KC	10/23 Hou.	10/30 at NO	11/6 at Ind.	11/13 Ind.	11/20 at Den.	11/27 at Sea.	12/4 LAC	12/8 at UAR	12/18 NE	12/24 at PHL	1/1/23 SF	1/1/23 KC	GP / GS / DNP / INA			
	1	2	3	4	5	6	7	9	10	11	12	13	14	15	16	17	18	Total			
Kiser, Micah	IR	IR	IR	IR	IR	IR	IR	IR	IR	IR	IR	IR	IR	IR	IR	IR	IR	0	0	0	0
Koonce, Malcolm	P	P	P	P	P	P	P	P	P	P	P	P	P	P	P	P	P	17	0	0	0
Lacy, Chris	NOT	PS	PS	PS	PS	PS	PS	PS	PS	PS	PS	PS	PS	PS	PS	PS	N	0	0	0	1
Langi, Harvey	NOT	NOT	NOT	NOT	NOT	NOT	NOT	NOT	NOT	NOT	NOT	NOT	NOT	NOT	NOT	LB	LB	2	2	0	0
Martinez, Blake	NOT	NOT	NOT	NOT	P	OLB	OLB	P	RET	RET	RET	RET	RET	RET	RET	RET	RET	4	2	0	0
Masterson, Luke	P	P	P	P	P	P	P	P	OLB	OLB	P	P	OLB	OLB	OLB	LB	LB	17	7	0	0
McCormick, Sincere	IR	IR	IR	IR	IR	IR	IR	IR	IR	IR	IR	IR	IR	IR	IR	IR	IR	0	0	0	0
Meredith, Jordan	PS	PS	NOT	NOT	NOT	NOT	NOT	NOT	NOT	NOT	NOT	NOT	NOT	P	PS	PS	PS	1	0	0	0
Miller, Kolton	LT	LT	LT	LT	LT	LT	LT	LT	LT	N	LT	LT	LT	LT	LT	LT	LT	16	16	0	1
Moehrig, Tre'von	FS	N	N	P	FS	P	FS	FS	FS	FS	FS	FS	FS	FS	FS	FS	FS	15	13	0	2
Moreau, Foster	P	TE	TE	N	N	TE	TE	TE	TE	TE	TE	TE	TE	TE	TE	TE	TE	15	14	0	2
Munford, Thayer	P	P	RT	P	TE	P	P	P	P	RT	P	TE	P	P	P	P	P	17	4	0	0
Muti, Netane	NOT	NOT	NOT	NOT	NOT	NOT	NOT	NOT	NOT	NOT	NOT	NOT	NOT	N	N	N	N	0	0	0	4
Nichols, Bilal	DT	DT	DT	DT	DT	DT	DT	DT	DT	DT	DT	DT	DT	DT	DT	DT	DT	17	17	0	0
Parham, Dylan	RG	C	C	RG	LG	LG	LG	LG	LG	LG	LG	LG	LG	LG	LG	LG	LG	17	17	0	0
Parker, Brandon	IR	IR	IR	IR	IR	IR	IR	IR	IR	IR	IR	IR	IR	IR	IR	IR	IR	0	0	0	0
Peko, Kyle	PS	NOT	NOT	NOT	NOT	PS	PS	P	PS	P	P	P	P	P	P	P	P	8	0	0	0
Perryman, Denzel	MLB	N	N	MLB	MLB	MLB	MLB	MLB	N	P	MLB	MLB	MLB	MLB	MLB	MLB	IR	12	11	0	3
Pola-Mao, Isaiah	N	P	P	PS	PS	PS	PS	PS	P	P	P	P	P	P	P	P	P	11	0	0	1
Price, Billy	NOT	PS	PS	PS	NOT	NOT	NOT	NOT	NOT	NOT	NOT	NOT	NOT	NOT	NOT	NOT	NOT	0	0	0	0
Ragland, Reggie	NOT	NOT	NOT	NOT	NOT	NOT	NOT	PS	PS	PS	PS	PS	NOT	NOT	NOT	NOT	NOT	0	0	0	0
Renfrow, Hunter	WR	P	N	N	P	P	P	P	IR	IR	IR	IR	IR	P	P	P	P	10	1	0	2
Robertson, Amik	P	CB	P	CB	CB	P	P	CB	P	P	P	P	P	P	CB	CB	CB	17	7	0	0
Robay-Coleman, Nickell	NOT	PS	PS	X	PS	PS	P	P	PS	PS	PS	PS	PS	PS	PS	PS	PS	2	0	1	0
Rochell, Isaac	NOT	NOT	NOT	NOT	NOT	NOT	NOT	NOT	NOT	NOT	NOT	NOT	NOT	NOT	NOT	P	P	1	0	0	0
Sieg, Trent	P	P	P	P	P	P	P	P	P	P	P	P	P	P	P	P	P	17	0	0	0
Simpson, John	LG	LG	P	N	P	P	X	P	P	P	P	P	P	NOT	NOT	NOT	NOT	11	2	1	1
Stidham, Jarrett	X	X	X	X	X	P	P	X	X	X	P	X	X	X	X	QB	QB	5	2	12	0
Stoner, Dillon	PS	PSIR	PSIR	PSIR	PSIR	PSIR	PSIR	PSIR	PSIR	PSIR	PSIR	PSIR	PSIR	PSIR	PSIR	PSIR	PSIR	0	0	0	0
Tagawa-Iloa-Amosa, Myron	PS	PS	PS	PS	PS	PS	PS	PSIR	PSIR	PSIR	PSIR	PSIR	PSIR	PSIR	PSIR	PSIR	PSIR	0	0	0	0
Teamer, Roderic	P	P	SS	P	P	P	P	P	P	SS	P	SS	P	P	P	P	P	17	3	0	0
Tillery, Jerry	NOT	NOT	NOT	NOT	NOT	NOT	NOT	NOT	P	P	DT	DT	DT	P	DT	P	8	4	0	0	
Turner, DJ	P	IR	IR	IR	IR	P	P	P	P	P	P	P	P	NOT	PS	PS	PS	9	0	0	0
Turner, Malik	NOT	NOT	NOT	NOT	NOT	NOT	NOT	PS	PS	PS	PS	PS	PS	PS	NOT	NOT	NOT	0	0	0	0
Vickers, Kendal	P	P	P	P	P	P	P	P	N	N	N	N	NOT	NOT	NOT	NOT	NOT	8	0	0	4
Waller, Darren	TE	TE	TE	TE	P	N	N	N	IR	IR	IR	IR	IR	TE	TE	P	P	9	6	0	3
Walter, Austin	PS	PS	PS	PS	PS	PS	PS	PS	PS	PS	PS	PS	PS	PS	PS	PS	PS	0	0	0	0
Webb, Sam	P	P	P	P	P	P	P	P	P	CB	CB	P	CB	P	P	P	P	17	3	0	0
White, Zamir	P	P	P	P	P	P	P	P	P	N	P	P	P	P	N	N	P	14	0	0	3
Wilson, Albert	NOT	NOT	NOT	NOT	PS	PS	PS	PS	PS	PS	PS	PS	PS	PS	PS	NOT	NOT	0	0	0	0
Ya-Sin, Rock	CB	CB	CB	N	P	CB	CB	CB	CB	P	CB	P	CB	N	N	N	IR	11	9	0	4
Zuber, Isaiah	PS	PS	PS	PS	PS	PS	PS	PS	PS	PS	PS	PS	PS	PS	PS	PS	PS	0	0	0	0

2022 GAME SUMMARIES



WEEK 1



LAS VEGAS RAIDERS 19 LOS ANGELES CHARGERS 24

Sept. 11, 2022 | SoFi Stadium | 70,240

Team	1	2	3	4	Final
Las Vegas	3	0	10	6	19
Los Angeles	3	14	7	0	24

SCORING SUMMARY

Team	Qtr.	Time	Play Description	Vs.	Home
Chargers	1	09:03	D.Hopkins 43 yd. Field Goal (12-50, 5:57)	0	3
Raiders	1	02:29	D.Carson 23 yd. Field Goal (14-70, 6:34)	3	3
Chargers	2	09:34	Z.Horvath 1 yd. pass from J.Herbert (D.Hopkins kick) (9-67, 3:44)	3	10
Chargers	2	00:35	D.Carter 23 yd. pass from J.Herbert (D.Hopkins kick) (2-31, 0:10)	3	17
Raiders	3	12:39	B.Bikden 18 yd. pass from D.Carr (D.Carson kick) (5-75, 2:21)	10	17
Chargers	3	06:42	G.Everett 18 yd. pass from J.Herbert (D.Hopkins kick) (11-73, 5:57)	10	24
Raiders	3	01:03	D.Carson 55 yd. Field Goal (11-38, 5:39)	13	24
Raiders	4	04:32	D.Adams 3 yd. pass from D.Carr (pass failed) (7-61, 3:01)	19	24

TEAM STATS

	Raiders	Chargers
First Downs	18	18
Time of Possession	27:28	32:32
Net Yards Rushing	64	76
Net Yards Passing	256	279
Total Net Yards	320	355
Penalties/Yards	3-11	5-21
Fumbles/Lost	3-0	1-0

INDIVIDUAL STATS

PASSING
LV: D.Carr 37-22-295 (2 TD, 3 INT)
LAC: J.Herbert 34-26-279 (3 TD, 0 INT)

RUSHING
LV: J.Jacobs 10-57, B.Bolden 3-7
LAC: A.Ekeler 14-36, J.Kelly 4-21, S.Michel 7-12, J.Palmer 1-4, Z.Horvath 1-2, J.Herbert 4-1

RECEIVING
LV: D.Adams 10-141 (TD), D.Waller 4-79, H.Renfrow 3-21, B.Bolden 2-21 (TD), J.Jacobs 1-16, M.Hollins 1-16, J.Johnson 1-1
LAC: K.Allen 4-66, A.Ekeler 4-36, D.Carter 3-64 (TD), G.Everett 3-54 (TD), J.Palmer 3-5, T.McKitty 3-24, M.Williams 2-10, Z.Horvath 2-6 (TD)

INTERCEPTIONS
LV: None
LAC: A.Samuel Jr. 1-0, B.Callahan 1-2, D.Tranquill 1-20

SACKS
LV: None
LAC: K.Mack 3.0-17.0, J.Bosa 1.5-12.5, D.James Jr. 1.0-7.0, M.Fox 0.5-2.5

PUNTING
LV: A.Cole 2-106 (53.0)
LAC: J.K.Scott 4-196 (49.0)

PUNT RETURNS
LV: H.Renfrow 2-4 (2.0)
LAC: None

KICKOFF RETURNS
LV: None
LAC: J.Kelly 1-15 (15.0)



WEEK 2



ARIZONA CARDINALS 29 LAS VEGAS RAIDERS 23

Sept. 18, 2022 | Allegiant Stadium | 61,707

Team	1	2	3	4	OT	Final
Arizona	0	0	7	16	6	29
Las Vegas	7	13	3	0	0	23

SCORING SUMMARY

Team	Qtr.	Time	Play Description	Vs.	Home
Raiders	1	05:22	D.Adams 1 yd. pass from D.Carr (D.Carson kick) (15-75, 9:38)	0	7
Raiders	2	11:40	D.Carson 32 yd. Field Goal (9-66, 4:41)	0	10
Raiders	2	07:00	D.Waller 3 yd. pass from D.Carr (D.Carson kick) (7-59, 2:02)	0	17
Raiders	2	00:00	D.Carson 55 yd. Field Goal (9-36, 1:51)	0	20
Cardinals	3	06:03	G.Dortch 5 yd. pass from K.Murray (M.Prater kick) (11-79, 5:27)	7	20
Raiders	3	01:38	D.Carson 25 yd. Field Goal (8-68, 4:25)	7	23
Cardinals	4	08:13	D.Williams 1 yd. run (K.Murray run) (9-54, 3:54)	15	23
Cardinals	4	00:00	K.Murray 3 yd. run (K.Murray-A.Green pass) (18-73, 4:43)	21	23
Cardinals	OT	03:51	B.Murphy 59 yd. fumble return	29	23

TEAM STATS

	Cardinals	Raiders
First Downs	28	20
Time of Possession	36:22	29:47
Net Yards Rushing	143	80
Net Yards Passing	270	244
Total Net Yards	413	324
Penalties/Yards	12-120	10-68
Fumbles/Lost	0-0	2-1

INDIVIDUAL STATS

PASSING
ARI: K.Murray 49-31-277 (1 TD, 1 INT)
LV: D.Carr 39-25-252 (2 TD, 0 INT)

RUSHING
ARI: D.Williams 8-59 (TD), E.Benjamin 8-31, K.Murray 5-28 (TD), J.Conner 7-25
LV: J.Jacobs 19-69, D.Carr 1-9, Z.White 1-2

RECEIVING
ARI: Z.Ertz 8-75, M.Brown 6-68, G.Dortch 4-55 (TD), A.J.Green 3-16, E.Benjamin 3-20, J.Conner 2-26, A.Baccellia 2-12, D.Williams 2-3, S.Anderson 1-2
LV: H.Renfrow 7-59, D.Waller 6-50 (TD), M.Hollins 5-66, F.Moreau 3-30, D.Adams 2-12 (TD), A.Abdullah 1-23, J.Jacobs 1-12

INTERCEPTIONS
ARI: None
LV: A.Robertson 1-7

SACKS
ARI: J.J.Watt 1.0-8.0
LV: M.Crosby 1.0-7.0

PUNTING
ARI: A.Lee 3-136 (45.3)
LV: A.Cole 3-161 (53.7)

PUNT RETURNS
ARI: G.Dortch 2-21 (10.5)
LV: None

KICKOFF RETURNS
ARI: E.Benjamin 2-40 (20.0)
LV: None



WEEK 3



LAS VEGAS RAIDERS 22 TENNESSEE TITANS 24

Sept. 25, 2022 | Nissan Stadium | 68,649

Team	1	2	3	4	Final
Las Vegas	3	7	3	9	22
Tennessee	7	17	0	0	24

SCORING SUMMARY

Team	Qtr.	Time	Play Description	Vis.	Home
Titans	1	07:22	G.Swaim 2 yd. pass from R.Tannehill (R.Bullock kick) (12-75, 7:38)	0	7
Raiders	1	02:19	D.Carson 21 yd. Field Goal (9-72, 5:03)	3	7
Titans	2	14:25	D.Henry 1 yd. run (R.Bullock kick) (6-75, 2:54)	3	14
Raiders	2	09:44	D.Adams 5 yd. pass from D.Carr (D.Carson kick) (7-75, 4:41)	10	14
Titans	2	04:55	R.Tannehill 1 yd. run (R.Bullock kick) (8-79, 4:49)	10	21
Titans	2	00:00	R.Bullock 48 yd. Field Goal (3-19, 0:21)	10	24
Raiders	3	06:57	D.Carson 32 yd. Field Goal (14-61, 8:03)	13	24
Raiders	4	03:29	D.Carson 35 yd. Field Goal (7-63, 2:39)	16	24
Raiders	4	01:14	M.Hollins 9 yd. pass from D.Carr (pass failed) (14-81, 1:43)	22	24

TEAM STATS

	Raiders	Titans
First Downs	24	19
Time of Possession	30:45	29:15
Net Yards Rushing	96	109
Net Yards Passing	300	252
Total Net Yards	396	361
Penalties/Yards	6-44	7-85
Fumbles/Lost	1-0	1-0

INDIVIDUAL STATS

PASSING

LV: D.Carr 44-26-303 (2 TD, 1 INT), M.Hollins 1-1-4 (0 TD, 0 INT)
Ten.: R.Tannehill 27-19-264 (1 TD, 1 INT)

RUSHING

LV: J.Jacobs 13-66, B.Bolden 3-17, D.Carr 2-17, D.Adams 1(-4)
Ten.: D.Henry 20-85 (TD), R.Tannehill 4-2 (TD), D.Hilliard 2-14, T.Burks 1-8

RECEIVING

LV: M.Hollins 8-158 (TD), D.Adams 5-36 (TD), J.Jacobs 5-31, D.Waller 3-22, F.Moreau 3-44, B.Bolden 2-4, K.Cole 1-12
Ten.: D.Henry 5-58, R.Woods 4-85, N.Westbrook-Ikhine 3-40, G.Swaim 3-19 (TD), A.Hooper 2-19, D.Hilliard 1-30, T.Burks 1-13

INTERCEPTIONS

LV: D.Harmon 1-13
Ten.: K.Byard 1-24

SACKS

LV: M.Crosby 1.0-12.0
Ten.: R.Weaver 1.0-7.0

PUNTING

LV: A.Cole 3-144 (48.0)
Ten.: R.Stonehouse 3-181 (60.3)

PUNT RETURNS

LV: K.Cole 1-13 (13.0)
Ten.: R.Woods 1-21 (21.0)

KICKOFF RETURNS

LV: A.Abdullah 1-23 (23.0)
Ten.: H.Haskins 1-29 (29.0)



WEEK 4



DENVER BRONCOS 23 LAS VEGAS RAIDERS 32

Oct. 2, 2022 | Allegiant Stadium | 62,332

Team	1	2	3	4	Final
Denver	7	9	0	7	23
Las Vegas	3	16	3	10	32

SCORING SUMMARY

Team	Qtr.	Time	Play Description	Vis.	Home
Raiders	1	09:52	D.Carson 26 yd. Field Goal (11-60, 5:08)	0	3
Broncos	1	02:45	C.Sutton 5 yd. pass from R.Wilson (B.McManus kick) (4-34, 2:09)	7	3
Raiders	2	11:46	J.Jacobs 10 yd. run (D.Carson kick) (11-75, 5:59)	7	10
Broncos	2	08:03	B.McManus 28 yd. Field Goal (7-39, 3:43)	10	10
Raiders	2	03:15	A.Robertson 68 yd. fumble return (kick failed, wd)	10	16
Broncos	2	01:24	J.Jeudy 20 yd. pass from R.Wilson (kick short) (5-75, 1:51)	16	16
Raiders	2	00:00	D.Carson 39 yd. Field Goal (10-54, 1:24)	16	19
Raiders	3	02:27	D.Carson 22 yd. Field Goal (10-77, 4:42)	16	22
Raiders	4	09:50	D.Carson 3 yd. Field Goal (6-38, 3:15)	16	25
Broncos	4	07:16	R.Wilson 3 yd. run (B.McManus kick) (6-75, 2:34)	23	25
Raiders	4	02:02	J.Jacobs 7 yd. run (D.Carson kick) (10-75, 5:14)	23	32

TEAM STATS

	Broncos	Raiders
First Downs	12	25
Time of Possession	25:08	34:52
Net Yards Rushing	85	212
Net Yards Passing	214	173
Total Net Yards	299	385
Penalties/Yards	7-50	4-25
Fumbles/Lost	1-1	0-0

INDIVIDUAL STATS

PASSING

Den.: D.Carr 34-21-188 (0 TD, 0 INT)
LV: R.Wilson 25-17-2237 (2 TD, 0 INT)

RUSHING

Den.: J.Williams 10-28, R.Wilson 4-29 (TD), M.Boone 3-20, M.Gordon III 3-8
LV: J.Jacobs 28-144 (2 TD), D.Carr 7-40, Z.White 2-24, D.Adams 1-4

RECEIVING

Den.: C.Sutton 5-52 (TD), J.Jeudy 4-53 (1 TD), K.Hinton 2-39, K.Hamler 1-55, E.Saubert 1-25, M.Boone 1-9, M.Washington 1-4, R.Wilson 1-1, J.Williams 1(-1)
LV: D.Adams 9-101, J.Jacobs 5-31, M.Hollins 3-33, D.Waller 3-24, B.Bolden 1(-1)

INTERCEPTIONS

Den.: None
LV: None

SACKS

Den.: D.Jones 1.0-8.0, K.Williams 1.0-7.0
LV: M.Crosby 2.0-16.0, N.Hobbs 1.0-7.0

PUNTING

Den.: C.Waitman 5-241 (48.2)
LV: A.Cole 4-215 (53.8)

PUNT RETURNS

Den.: M.Washington 3-66 (22.0)
LV: K.Cole 2-7 (3.5)

KICKOFF RETURNS

Den.: None
LV: B.Bolden 1-32, A.Abdullah 1-17

2022 GAME SUMMARIES



WEEK 5



LAS VEGAS RAIDERS 29 KANSAS CITY CHIEFS 30

Oct. 10, 2022 | GEHA Field at Arrowhead Stadium | 73,528

Team	1	2	3	4	Final
Las Vegas	7	13	0	9	29
Kansas City	0	10	14	6	30

SCORING SUMMARY

Team	Qtr.	Time	Play Description	Yds	Home
Raiders	1	08:27	D.Adams 59 yd. pass from D.Carr (D.Carson kick) (4-67, 2:52)	7	0
Raiders	2	14:00	J.Jacobs 1 yd. run (D.Carson kick) (10-69, 5:03)	14	0
Raiders	2	09:22	D.Carson 53 yd. Field Goal (6-43, 3:03)	17	0
Chiefs	2	04:40	W.Kelce 1 yd. pass from P.Mahomes (M.Wright kick) (11-75, 4:42)	17	7
Raiders	2	00:17	D.Carson 50 yd. Field Goal (9-43, 4:23)	20	7
Chiefs	2	00:00	M.Wright 59 yd. Field Goal (4-34, 0:17)	20	10
Chiefs	3	09:25	W.Kelce 4 yd. pass from P.Mahomes (M.Wright kick) (12-75, 5:35)	20	17
Chiefs	3	03:20	W.Kelce 8 yd. pass from P.Mahomes (M.Wright kick) (8-57, 3:40)	20	24
Raiders	4	14:05	D.Carson 47 yd. Field Goal (8-55, 4:15)	23	24
Chiefs	4	07:25	W.Kelce 1 yd. pass from P.Mahomes (pass failed) (13-75, 6:40)	23	30
Raiders	4	04:27	D.Adams 48 yd. pass from D.Carr (run failed) (7-75, 2:58)	29	30

TEAM STATS

	Raiders	Chiefs
First Downs	18	29
Time of Possession	28:53	31:07
Net Yards Rushing	155	103
Net Yards Passing	223	265
Total Net Yards	378	368
Penalties/Yards	11-99	5-72
Fumbles/Lost	1-0	0-0

INDIVIDUAL STATS

PASSING
LV: D.Carr 30-19-241 (2 TD, 0 INT)
KC: P.Mahomes 43-29-292 (4 TD, 0 INT)

RUSHING
LV: J.Jacobs 21-154, B.Bolden 1-5, D.Carr 1-3, Z.White 1(-7)
KC: C.Edwards-Helaire 9-15, J.McKinnon 8-53, P.Mahomes 4-28, M.Hardman 1-7, I.Pacheco 1-0

RECEIVING
LV: J.Jacobs 5-39, H.Rentrow 4-25, B.Bolden 3-29, D.Adams 3-124 (2 TD), J.Horsted 3-19, J.Johnson 1-5
KC: T.Kelce 7-25 (4 TD), M.Valdes-Scantling 6-90, M.Hardman 4-73, J.Smith-Schuster 3-33, C.Edwards-Helaire 3-20, J.McKinnon 2-19, S.Moore 2-15, N.Gray 1-7

INTERCEPTIONS
LV: None
KC: None

SACKS
LV: M.Crosby 2.0-20.0, D.Perryman 1.0-7.0
KC: D.Harris 1.0-11.0, F.Clark 0.5-3.5, G.Karlatfis 0.5-3.5

PUNTING
LV: A.Cole 2-104 (52.0)
KC: T.Townsend 3-145 (48.3)

PUNT RETURNS
LV: K.Cole 1-3 (3.0)
KC: S.Moore 1-7 (7.0)

KICKOFF RETURNS
LV: A.Abdullah 1-16 (16.0)
KC: S.Moore 1-19 (19.0)



WEEK 7



HOUSTON TEXANS 20 LAS VEGAS RAIDERS 16, 28

Oct. 23, 2022 | Allegiant Stadium | 61,228

Team	1	2	3	4	Final
Houston	0	10	10	0	20
Las Vegas	3	7	7	21	38

SCORING SUMMARY

Team	Qtr.	Time	Play Description	Yds	Home
Raiders	1	09:54	D.Carson 50 yd. Field Goal (11-44, 5:06)	0	3
Texans	2	11:17	C.Moore 13 yd. pass from D.Mills (K.Fairbairn kick) (13-62, 6:22)	7	3
Texans	2	04:57	K.Fairbairn 55 yd. Field Goal (7-43, 2:31)	10	3
Raiders	2	00:25	M.Hallins 26 yd. pass from D.Carr (D.Carson kick) (10-82, 4:30)	10	10
Texans	3	10:59	K.Fairbairn 35 yd. Field Goal (8-67, 4:01)	13	10
Raiders	3	05:48	J.Jacobs 4 yd. run (D.Carson kick) (10-75, 5:11)	13	17
Texans	3	03:14	D.Porsett 25 yd. pass from D.Mills (K.Fairbairn kick) (6-74, 2:34)	20	17
Raiders	4	13:32	J.Jacobs 7 yd. run (D.Carson kick) (7-76, 4:42)	20	24
Raiders	4	07:06	J.Jacobs 15 yd. run (D.Carson kick) (7-81, 4:15)	20	31
Raiders	4	03:26	D.Harmon 73 yd. interception return (D.Carson kick)	20	38

TEAM STATS

	Texans	Raiders
First Downs	21	25
Time of Possession	29:17	30:43
Net Yards Rushing	108	164
Net Yards Passing	296	236
Total Net Yards	404	400
Penalties/Yards	3-14	5-44
Fumbles/Lost	0-0	2-0

INDIVIDUAL STATS

PASSING
Hou.: D.Mills 41-28-302 (2 TD, 1 INT)
LV: D.Carr 27-21-241 (1 TD, 0 INT)

RUSHING
Hou.: D.Pierce 20-92, R.Burkhead 2-8, D.Ogunbowale 1-8
LV: J.Jacobs 20-143 (3 TD), D.Turner 3-20, Z.White 1-2, D.Carr 3(-1)

RECEIVING
Hou.: D.Ogunbowale 5-54, R.Burkhead 5-11, B.Cooks 4-46, D.Pierce 4-25, J.Akins 3-68, N.Collins 3-33, P.Dorsett 2-45 (TD), C.Moore 2-20 (TD)
LV: D.Adams 8-95, H.Rentrow 3-55, F.Moreau 3-28, J.Jacobs 3-12, M.Hollins 2-44 (TD), A.Abdullah 2-7

INTERCEPTIONS
Hou.: None
LV: D.Harmon 1-73 (TD)

SACKS
Hou.: R.Green 1.0-5.0
LV: C.Jones 0.5-3.0, C.Ferrell 0.5-3.0

PUNTING
Hou.: C.Johnston 1-55 (55.0)
LV: A.Cole 2-93 (46.5)

PUNT RETURNS
Hou.: D.King 1-1 (1.0)
LV: D.Turner 1-0 (0.0)

KICKOFF RETURNS
Hou.: T.Smith 4-78 (19.5)
LV: D.Turner 3-56 (18.7), A.Abdullah 1-17 (17.0)



WEEK 8



LAS VEGAS RAIDERS 0 NEW ORLEANS SAINTS 24

Oct. 30, 2022 | Caesars Superdome 170,009

Team	1	2	3	4	Final
Las Vegas	0	0	0	0	0
New Orleans	7	10	7	0	24

SCORING SUMMARY

Team	Qtr.	Time	Play Description	Vis.	Home
Saints	1	01:32	A.Kamara 3 yd. run (W.Lutz kick) (11-84, 6:43)	0	7
Saints	2	12:43	W.Lutz 37 yd. Field Goal (4-9, 1:35)	0	10
Saints	2	07:15	A.Kamara 16 yd. pass from A.Dalton (W.Lutz kick) (6-45, 3:54)	0	17
Saints	3	11:03	A.Kamara 36 yd. pass from A.Dalton (W.Lutz kick) (7-75, 3:57)	0	24

TEAM STATS

	Raiders	Saints
First Downs	13	22
Time of Possession	25:09	34:51
Net Yards Rushing	38	136
Net Yards Passing	145	231
Total Net Yards	183	367
Penalties/Yards	6-59	5-27
Fumbles/Lost	0-0	0-0

INDIVIDUAL STATS

PASSING
 LV: D.Carr 26-15-101 (0 TD, 1 INT), J.Stidham 13-8-72 (0 TD, 0 INT)
 NO: A.Dalton 30-22-229 (2 TD, 0 INT), T.Hill 1-1-2 (0 TD, 0 INT)

RUSHING
 LV: J.Jacobs 10-43, D.Adams 1-(-1), D.Carr 1-(-1), M.Farley 1-(-3)
 NO: A.Kamara 18-62 (TD), T.Hill 10-61, D.Washington 4-13

RECEIVING
 LV: M.Hollins 7-64, F.Moreau 6-31, A.Abdullah 4-28, K.Cole 2-30, J.Jacobs 2-11, H.Renfrow 1-6, D.Adams 1-3
 NO: A.Kamara 9-96 (2 TD), C.Olave 5-52, R.Shaheed 3-38, J.Johnson 2-14, T.Hill 1-11, M.Callaway 1-10, N.Vannett 1-8, M.Ingram II 1-2

INTERCEPTIONS
 LV: None
 NO: T.Mathieu 1-0

SACKS
 LV: None
 NO: P.Turner 2.0-15.0, D.Onyemata 1.0-8.0, C.Jordan 0.5-2.5, K.Street 0.5-2.5

PUNTING
 LV: A.Cole 5-229 (45.8)
 NO: B.Gillikin 2-80 (40.0)

PUNT RETURNS
 LV: R.Shaheed 2-15 (7.5)
 NO: D.Turner 1-22 (22.0)

KICKOFF RETURNS
 LV: D.Turner 1-22 (22.0), A.Abdullah 1-20 (20.0)
 NO: None



WEEK 9



LAS VEGAS RAIDERS 20 JACKSONVILLE JAGUARS 27

Nov. 6, 2022 | TIAA Bank Field 62,758

Team	1	2	3	4	Final
Las Vegas	7	13	0	0	20
Jacksonville	0	10	7	10	27

SCORING SUMMARY

Team	Qtr.	Time	Play Description	Vis.	Home
Raiders	1	04:45	D.Adams 25 yd. pass from D.Carr (D.Carlson kick) (10-71, 5:28)	7	0
Raiders	2	14:08	D.Carlson 38 yd. Field Goal (8-36, 3:56)	10	0
Raiders	2	10:51	D.Adams 38 yd. pass from D.Carr (D.Carlson kick) (3-69, 1:42)	17	0
Jaguars	2	04:50	TEtienne 1 yd. run (R.Patterson kick) (10-75, 6:01)	17	7
Raiders	2	00:45	D.Carlson 38 yd. Field Goal (10-55, 4:05)	20	7
Jaguars	2	00:00	R.Patterson 44 yd. Field Goal (8-49, 0:45)	20	10
Jaguars	3	10:15	CKirk 7 yd. pass from T.Lawrence (R.Patterson kick) (9-45, 4:45)	20	17
Jaguars	4	14:56	TEtienne 5 yd. run (R.Patterson kick) (12-82, 7:06)	20	24
Jaguars	4	01:03	R.Patterson 48 yd. Field Goal (4-9, 1:22)	20	27

TEAM STATS

	Raiders	Jaguars
First Downs	16	22
Time of Possession	27:35	32:25
Net Yards Rushing	73	168
Net Yards Passing	248	235
Total Net Yards	321	403
Penalties/Yards	5-45	4-30
Fumbles/Lost	1-1	1-1

INDIVIDUAL STATS

PASSING
 LV: D.Carr 36-21-259 (2 TD, 0 INT)
 Jac.: T.Lawrence 31-25-235 (1 TD, 0 INT)

RUSHING
 LV: J.Jacobs 17-67, B.Bolden 1-5, Z.White 1-(-1)
 Jac.: TEtienne Jr. 28-109 (2 TD), T.Lawrence 6-53, J.Hasty 3-6

RECEIVING
 LV: D.Adams 10-146 (2 TD), H.Renfrow 3-26, J.Jacobs 3-20, F.Moreau 2-42, M.Hollins 2-17, A.Abdullah 1-8
 Jac.: C.Kirk 8-76 (TD), M.Jones Jr. 5-48, Z.Jones 5-40, TEtienne Jr. 2-17, D.Arnold 1-19, L.Farrell 1-15, E.Engram 1-8, C.Mannhertz 1-7, J.Hasty 1-5

INTERCEPTIONS
 LV: None
 Jac.: None

SACKS
 LV: None
 Jac.: D.Smoot 2.0-11.0

PUNTING
 LV: A.Cole 4-196 (49.0)
 Jac.: L.Cooke 3-163 (54.3)

PUNT RETURNS
 LV: H.Renfrow 3-29 (9.7)
 Jac.: J.Agnew 2-16 (8.0)

KICKOFF RETURNS
 LV: A.Abdullah 2-21 (10.5)
 Jac.: J.Agnew 2-62 (31.0)

2022 GAME SUMMARIES



WEEK 10



INDIANAPOLIS COLTS 25 LAS VEGAS RAIDERS 20

Nov. 13, 2022 | Allegiant Stadium | 62,197

Team	1	2	3	4	Final
Indianapolis	7	6	6	6	25
Las Vegas	0	7	7	6	20

SCORING SUMMARY

Team	Qtr.	Time	Play Description	Vs.	Home
Colts	1	03:17	M.Ryan 1 yd. run (C.McLaughlin kick) (11-70, 6:34)	7	0
Colts	2	12:38	C.McLaughlin 48 yd. Field Goal (10-50, 4:46)	10	0
Raiders	2	00:58	F.Moreau 4 yd. pass from D.Carr (D.Carlson kick) (12-79, 5:40)	10	7
Colts	2	00:00	C.McLaughlin 48 yd. Field Goal (7-45, 0:58)	13	7
Raiders	3	01:51	J.Jacobs 1 yd. run (D.Carlson kick) (12-62, 7:11)	13	14
Colts	3	01:01	J.Taylor 66 yd. run (pass failed) (2-70, 0:50)	19	14
Raiders	4	11:36	D.Adams 48 yd. pass from D.Carr (pass failed) (3-48, 0:56)	19	20
Colts	4	05:07	P.Campbell 35 yd. pass from M.Ryan (pass failed) (5-82, 2:53)	25	20

TEAM STATS

	Colts	Raiders
First Downs	20	18
Time of Possession	29:01	30:59
Net Yards Rushing	207	77
Net Yards Passing	208	232
Total Net Yards	415	309
Penalties/Yards	4-25	10-74
Fumbles/Lost	2-1	0-0

INDIVIDUAL STATS

PASSING
Ind.: M.Ryan 28-21-222 (1 TD, 0 INT)
LV: D.Carr 38-24-248 (2 TD, 0 INT)

RUSHING
Ind.: J.Taylor 22-147 (TD), M.Ryan 4-38 (TD), J.Wilkins 3-18,
LV: J.Jacobs 21-78 (TD), Z.White 2(-1), M.Hollins 1-0

RECEIVING
Ind.: P.Campbell 7-76 (TD), M.Pittman Jr. 7-53, K.Granson 4-57, J.Taylor 2-16, K.Coutee 1-20
LV: D.Adams 9-126 (TD), J.Jacobs 6-28, A.Abdullah 4-33, F.Moreau 3-43 (TD), M.Hollins 2-18

INTERCEPTIONS
Ind.: None
LV: None

SACKS
Ind.: G.Stewart 1.0-9.0, D.Buckner 0.5-3.5, Y.Ngakoue 0.5-3.5
LV: M.Crosby 1.0-14.0

PUNTING
Ind.: M.Haack 3-143 (47.7)
LV: A.Cole 5-294 (58.8)

PUNT RETURNS
Ind.: K.Coutee 3-27 (9.0)
LV: K.Cole 2-17 (8.5)

KICKOFF RETURNS
Ind.: I.Rodgers Sr. 1-21 (21.0)
LV: A.Abdullah 3-86 (28.7)



WEEK 11



LAS VEGAS RAIDERS 22 DENVER BRONCOS 16

Nov. 20, 2022 | Empower Field at Mile High | 76,056

Team	1	2	3	4	OT	Final
Las Vegas	0	7	3	6	6	22
Denver	7	3	0	6	0	16

SCORING SUMMARY

Team	Qtr.	Time	Play Description	Vs.	Home
Broncos	1	06:22	L.Murray 1 yd. run (B.McManus kick) (7-92, 3:30)	0	7
Broncos	2	09:19	B.McManus 48 yd. Field Goal (8-34, 3:07)	0	10
Raiders	2	05:36	D.Adams 31 yd. pass from D.Carr (D.Carlson kick) (8-75, 3:43)	7	10
Raiders	3	10:37	D.Carlson 52 yd. Field Goal (5-20, 2:15)	10	10
Broncos	4	14:56	B.McManus 52 yd. Field Goal (9-38, 4:39)	10	13
Raiders	4	07:06	D.Carlson 57 yd. Field Goal (10-26, 4:56)	13	13
Broncos	4	03:30	B.McManus 48 yd. Field Goal (8-52, 3:36)	13	16
Raiders	4	00:16	D.Carlson 25 yd. Field Goal (7-71, 1:27)	16	16
Raiders	OT	08:24	D.Adams 35 yd. pass from D.Carr	22	16

TEAM STATS

	Raiders	Broncos
First Downs	20	19
Time of Possession	32:39	28:57
Net Yards Rushing	109	94
Net Yards Passing	298	226
Total Net Yards	407	320
Penalties/Yards	9-98	5-45
Fumbles/Lost	0-0	2-0

INDIVIDUAL STATS

PASSING
LV: D.Carr 37-23-307 (2 TD, 0 INT)
Den.: R.Wilson 31-24-247 (0 TD, 0 INT)

RUSHING
LV: J.Jacobs 24-109
Den.: L.Murray 17-49 (TD), M.Gordon III 8-31, C.Edmonds 2-6, R.Wilson 1-8

RECEIVING
LV: D.Adams 7-141 (2TD), M.Hollins 6-52, J.Jacobs 3-51, A.Abdullah 3-5, F.Moreau 1-33,
 K.Cole 1-21, B.Bolden 1-4, J.Johnson 1-0
Den.: C.Sutton 5-80, M.Gordon III 5-39, G.Dulcich 4-30, L.Murray 4-23, K.Hinton 3-57,
 E.Saubert 2-16, B.Johnson 1-2

INTERCEPTIONS
LV: Non
Den.: None

SACKS
LV: M.Crosby 2.0-10.0, T.Hall 1.0-11.0
Den.: J.Jewell 1.0-9.0

PUNTING
LV: A.Cole 4-187 (46.8)
Den.: C.Waitman 4-187 (46.8)

PUNT RETURNS
LV: K.Cole 4-28 (7.0)
Den.: M.Washington 2-27 (13.5)

KICKOFF RETURNS
LV: A.Abdullah 3-69 (23.0)
Den.: M.Washington 3-41 (13.7)



WEEK 12



LAS VEGAS RAIDERS 40 SEATTLE SEAHAWKS 34

Nov. 27, 2022 | Lumen Field | 68,849

Team	1	2	3	4	OT	Final
Las Vegas	7	17	3	7	6	40
Seattle	10	10	7	7	0	34

SCORING SUMMARY

Team	Qtr	Time	Play Description	Yds	Home
Seahawks	1	14:32	K Walker 12 yd. run (J Myers kick) (2-12, 0:13) (1-86, 0:12) (1-86, 0:12)	0	7
Raiders	1	09:24	A Abdullah 18 yd. pass from D Carr (D Carlson kick) (11-75, 5:08)	7	7
Seahawks	1	04:23	J Myers 24 yd. Field Goal (6-29, 1:32)	7	10
Seahawks	2	13:34	J Myers 34 yd. Field Goal (8-47, 4:06)	7	13
Raiders	2	10:02	M Hillins 36 yd. pass from D Carr (D Carlson kick) (6-61, 3:32)	14	13
Raiders	2	08:29	J Jacobs 30 yd. run (D Carlson kick) (1-30, 0:07)	21	13
Seahawks	2	05:21	T Lockett 35 yd. pass from C Smith (J Myers kick) (7-75, 3:08)	21	20
Raiders	2	03:10	D Carlson 36 yd. Field Goal (13-57, 5:11)	24	20
Seahawks	3	11:46	K Walker 14 yd. run (J Myers kick) (7-75, 3:14)	24	27
Raiders	3	05:03	D Carlson 25 yd. Field Goal (11-68, 6:43)	27	27
Seahawks	4	05:37	T Homer 18 yd. pass from C Smith (J Myers kick) (7-47, 3:18)	27	34
Raiders	4	01:54	F Moreau 5 yd. pass from D Carr (D Carlson kick) (10-75, 3:43)	34	34
Raiders	OT	04:20	J Jacobs 86 yd. run	40	34

TEAM STATS

	Raiders	Seahawks
First Downs	27	22
Time of Possession	37:35	28:05
Net Yards Rushing	283	65
Net Yards Passing	293	307
Total Net Yards	576	372
Penalties/Yards	7-50	2-10
Fumbles/Lost	1-0	1-1

INDIVIDUAL STATS

PASSING

LV: D Carr 36-25-295 (3 TD, 2 INT)
Sea: G Smith 37-27-328 (2 TD, 1 INT)

RUSHING

LV: J Jacobs 33-229 (2 TD), A Abdullah 3-16, D Carr 2-10, Z White 2-28
Sea: K Walker III 14-26 (2 TD), G Smith 5-22, T Homer 2-8, M Goodwin 1-7, D Dallas 1-2

RECEIVING

LV: D Adams 7-74, J Jacobs 6-74, M Hillins 4-63 (TD), A Abdullah 3-39 (TD), F Moreau 3-33, K Cole 2-12
Sea: D Metcalf 11-90, M Goodwin 3-48, T Lockett 3-68 (TD), N Fant 3-34, T Homer 2-45 (TD), W Dissly 2-17, D Dallas 2-13, K Walker III 1-13

INTERCEPTIONS

LV: D Perryman 1-24
Sea: Q Diggs 2-39

SACKS

LV: M Crosby 1.5-8.5, A Billings 1.0-8.0, B Nichols 0.5-4.5
Sea: P Ford 1.0-2.0

PUNTING

LV: A Cole 2-91 (45.5)
Sea: M Dickson 4-191 (47.8)

PUNT RETURNS

LV: K Cole 3-11 (3.7)
Sea: D Dallas 1-11 (11.0)

KICKOFF RETURNS

LV: A Abdullah 3-73 (24.3)
Sea: D Dallas 2-52 (26.0)



WEEK 13



LOS ANGELES CHARGERS 20 LAS VEGAS RAIDERS 27

Dec. 4, 2022 | Allegiant Stadium | 62,123

Team	1	2	3	4	Final
Los Angeles	7	6	0	7	20
Las Vegas	0	10	14	3	27

SCORING SUMMARY

Team	Qtr	Time	Play Description	Yds	Home
Chargers	1	05:07	B Callahan 26 yd. interception return (C Dicker kick)	7	0
Chargers	2	11:37	C Dicker 37 yd. Field Goal (13-61, 6:35)	10	0
Raiders	2	07:52	J Jacobs 20 yd. run (D Carlson kick) (8-75, 3:45)	10	7
Raiders	2	02:17	D Carlson 55 yd. Field Goal (8-42, 3:22)	10	10
Chargers	2	00:27	C Dicker 34 yd. Field Goal (12-59, 1:50)	13	10
Raiders	3	14:28	D Adams 31 yd. pass from D Carr (D Carlson kick) (1-31, 0:08)	13	17
Raiders	3	10:53	D Adams 45 yd. pass from D Carr (D Carlson kick) (2-58, 0:32)	13	23
Raiders	4	14:49	D Carlson 25 yd. Field Goal (14-74, 8:40)	13	27
Chargers	4	08:34	K Allen 35 yd. pass from J Herbert (C Dicker kick) (12-78, 6:15)	19	27

TEAM STATS

	Chargers	Raiders
First Downs	22	21
Time of Possession	30:44	29:16
Net Yards Rushing	72	154
Net Yards Passing	314	250
Total Net Yards	386	404
Penalties/Yards	4-20	3-15
Fumbles/Lost	3-1	1-1

INDIVIDUAL STATS

PASSING

LAC: J Herbert 47-28-335 (1 TD, 0 INT)
LV: D Carr 30-16-250 (2 TD, 1 INT)

RUSHING

LAC: A Ekeler 10-35, J Kelly 7-30, J Herbert 5-7
LV: J Jacobs 26-144 (TD), Z White 2-6, A Abdullah 1-4

RECEIVING

LAC: J Palmer 7-60, K Allen 6-88 (TD), G Everrett 5-80, A Ekeler 5-67, S Smartt 2-3, M Bandy 1-15, D Carter 1-14, T McKitty 1-8
LV: D Adams 8-177 (2 TD), M Hillins 5-35, J Jacobs 2-6, F Moreau 1-32

INTERCEPTIONS

LAC: B Callahan 1-26 (TD)
LV: None

SACKS

LAC: None
LV: C Jones 3.0-9.0, I Pola-Mao 1.0-9.0, C Ferrell 0.5-1.5, M Butler 0.5-1.5

PUNTING

LAC: J Scott 3-137 (45.7)
LV: A Cole 4-181 (45.3)

PUNT RETURNS

LAC: D Carter 1-23 (23.0)
LV: None

KICKOFF RETURNS

LAC: D Carter 5-89 (17.8)
LV: None

2022 GAME SUMMARIES



WEEK 14



LAS VEGAS RAIDERS 16 LOS ANGELES RAMS 17

Dec. 8, 2022 | SoFi Stadium | 74,738

Team	1	2	3	4	Final
Las Vegas	10	3	0	3	16
Los Angeles	3	0	0	14	17

SCORING SUMMARY

Team	Qtr.	Time	Play Description	Vis.	Home
Raiders	1	09:13	J.Jacobs 1 yd. run (D.Carlson kick) (12-75, 5:47)	7	0
Raiders	1	02:22	D.Carlson 52 yd. Field Goal (8-46, 4:41)	10	0
Rams	1	00:06	M.Gay 55 yd. Field Goal (5-29, 2:16)	10	3
Raiders	2	09:40	D.Carlson 31 yd. Field Goal (10-56, 5:26)	13	3
Raiders	4	12:20	D.Carlson 36 yd. Field Goal (11-31, 5:22)	16	3
Rams	4	03:19	C.Akers 1 yd. run (M.Gay kick) (17-75, 9:01)	16	10
Rams	4	00:09	V.Jefferson 23 yd. pass from B.Mayfield (M.Gay kick) (8-98, 1:35)	16	17

TEAM STATS

	Raiders	Rams
First Downs	17	20
Time of Possession	30:21	29:39
Net Yards Rushing	165	71
Net Yards Passing	137	211
Total Net Yards	302	282
Penalties/Yards	7-94	7-60
Fumbles/Lost	0-0	1-1

INDIVIDUAL STATS

PASSING

LV: D.Carr 20-11-137 (0 TD, 2 INT)
LAR: B.Mayfield 35-22-230 (1 TD, 0 INT)

RUSHING

LV: J.Jacobs 27-99 (TD), D.Carr 4-11, M.Hollins 3-40, Z.White 3-9, D.Turner 1-6
LAR: C.Akers 12-42 (TD), B.Mayfield 4-10, K.Williams 3-19, T.Atwell 2(-5), M.Brown 1-5

RECEIVING

LV: D.Adams 3-71, M.Hollins 2-22, A.Abdullah 2-17, J.Jacobs 2-15, K.Cole 1-11, J.Johnson 1-4
LAR: B.Skowronek 7-89, T.Atwell 5-50, V.Jefferson 2-44 (TD), M.Brown 2-12, T.Higbee 2-11, K.Williams 1-10, B.Hopkins 1-8, A.Trammell 1-5, C.Akers 1-1

INTERCEPTIONS

LV: None
LAR: E.Jones 1-0, T.Rapp 1-0

SACKS

LV: B.Nichols 1.0-0.0, C.Jones 1.0-4.5, M.Crosby 1.0-4.5, A.Robertson 1.0-1.0
LAR: None

PUNTING

LV: A.Cole 3-148 (49.3)
LAR: R.Dixon 3-156 (52.0)

PUNT RETURNS

LV: None
LAR: B.Powell 1-0 (0.0)

KICKOFF RETURNS

LV: A.Abdullah 1-15 (15.0)
LAR: B.Powell 4-73 (18.3)



WEEK 15



NEW ENGLAND PATRIOTS 24 LAS VEGAS RAIDERS 30

Dec. 18, 2022 | Allegiant Stadium | 62,273

Team	1	2	3	4	Final
New England	0	3	10	11	24
Las Vegas	3	14	0	13	30

SCORING SUMMARY

Team	Qtr.	Time	Play Description	Vis.	Home
Raiders	1	08:26	D.Carlson 49 yd. Field Goal (12-42, 6:34)	0	3
Patriots	2	11:51	N.Folk 24 yd. Field Goal (14-82, 7:19)	3	3
Raiders	2	05:18	D.Waller 25 yd. pass from D.Carr (D.Carlson kick) (11-76, 6:33)	3	10
Raiders	2	00:04	M.Hollins 5 yd. pass from D.Carr (D.Carlson kick) (2-20, 0:23)	3	17
Patriots	3	12:07	K.Dugger 16 yd. interception return (N.Folk kick)	10	17
Patriots	3	01:21	N.Folk 47 yd. Field Goal (12-69, 6:33)	13	17
Patriots	4	12:52	R.Stevenson 34 yd. run (M.Jones-J.Meyers pass) (3-76, 1:27)	16	17
Patriots	4	03:43	R.Stevenson 34 yd. run (M.Jones-J.Meyers pass) (3-76, 1:27)	24	17
Raiders	4	00:32	K.Cole 30 yd. pass from D.Carr (D.Carlson kick) (9-81, 1:39)	24	24
Raiders	4	00:00	C.Jones 48 yd. fumble return	24	30

TEAM STATS

	Patriots	Raiders
First Downs	19	18
Time of Possession	26:44	33:16
Net Yards Rushing	206	97
Net Yards Passing	112	211
Total Net Yards	318	308
Penalties/Yards	6-30	13-90
Fumbles/Lost	1-1	2-0

INDIVIDUAL STATS

PASSING

NE: M.Jones 31-13-112 (0 TD, 0 INT)
LV: D.Carr 38-20-231 (3 TD, 0 INT)

RUSHING

NE: R.Stevenson 19-172 (TD), K.Harris 5-19, P.Strong Jr. 4-25, M.Jones 4-10
LV: J.Jacobs 22-93, Z.White 1-4

RECEIVING

NE: P.Strong Jr. 3-12, J.Meyers 2-47, J.Smith 2-24, H.Henry 2-9, R.Stevenson 2(-4), T.Thornton 1-21, N.Agholor 1-3
LV: M.Hollins 4-40 (TD), D.Waller 3-48 (TD), K.Cole 2-50 (TD), F.Moreau 2-20, J.Jacobs 2-17, H.Renfrow 1-14

INTERCEPTIONS

NE: K.Dugger 1-16
LV: None

SACKS

NE: J.Bentley 1.0-8.0, C.Barmore 0.5-2.5, D.Godchaux 0.5-3.5, J.Uche 0.5-2.5, L.Guy 0.5-3.5
LV: None

PUNTING

NE: M.Palardy 5-226 (45.2)
LV: A.Cole 7-324 (46.3)

PUNT RETURNS

NE: M.Jones 3-25 (8.3)
LV: H.Renfrow 3-20 (6.7)

KICKOFF RETURNS

NE: None
LV: A.Abdullah 5-111 (22.2), J.Johnson 1-15 (15.0)



WEEK 16



LAS VEGAS RAIDERS 10 PITTSBURGH STEELERS 13

Dec. 24, 2022 | Acrisure Stadium | 64,761

Team	1	2	3	4	Final
Las Vegas	7	3	0	0	10
Pittsburgh	0	3	0	10	13

SCORING SUMMARY

Team	Qtr.	Time	Play Description	Vis.	Home
Raiders	1	6:38	H.Renfrow 14 yd. pass from D.Carr (D.Carson kick) (14-72, 8:22)	7	0
Steelers	2	1:49	C.Boswell 44 yd. Field Goal (15-62, 7:50)	7	3
Raiders	2	0:05	D.Carson 40 yd. Field Goal (9-53, 1:44)	10	3
Steelers	4	9:47	C.Boswell 40 yd. Field Goal (9-33, 5:07)	10	6
Steelers	4	0:46	G.Pickens 14 yd. pass from K.Pickett (C.Boswell kick) (10-76, 2:09)	10	13

TEAM STATS

	Raiders	Steelers
First Downs	13	19
Time of Possession	27:21	32:39
Net Yards Rushing	58	106
Net Yards Passing	143	244
Total Net Yards	201	350
Penalties/Yards	2-20	3-35
Fumbles/Lost	0-0	0-0

INDIVIDUAL STATS

PASSING

LV: D. Carr 30-16-174 (1 TD, 3 INT)
 PIT: K.Pickett 39-26-244 (1 TD, 1 INT)

RUSHING

LV: J.Jacobs 15-44, D.Carr 3-14, B.Bolden 1-0
 PIT: N.Harris 16-53, J.Warren 6-23, Co.Heyward 1-21, K.Pickett 3-9, D.Watt 1-0

RECEIVING

LV: D.Waller 4-58, H.Renfrow 4-42 (TD), A.Abdullah 2-27, D.Adams 2-15, F.Moreau 2-19, M.Hollins 1-7, J.Jacobs 1-6
 PIT: P.Freiermuth 7-66, N.Harris 6-42, D.Johnson 5-64, G.Pickens 5-57 (TD), J.Warren 1-7, S.Sims 1-7, Z.Gentry 1-1

INTERCEPTIONS

LV: D.Perryman 1-24
 PIT: A.Maullet 1-12, M.Fitzpatrick 1-0, C.Sutton 1-0

SACKS

LV: None
 PIT: Ca.Heyward 2.0-18.0, A.Highsmith 1.0-13.0

PUNTING

LV: A.Cole 5-208 (41.6)
 PIT: P.Harvin III 3-140 (46.7)

PUNT RETURNS

LV: H.Renfrow 1-13 (13.0)
 PIT: S.Sims 1-9 (9.0)

KICKOFF RETURNS

LV: A.Abdullah 3-50 (16.7)
 PIT: B.Snell Jr. 1-15 (15.0)



WEEK 17



SAN FRANCISCO 49ERS 37 LAS VEGAS RAIDERS 34

Jan. 1, 2023 | Allegiant Stadium | 62,367

Team	1	2	3	4	OT	Final
San Francisco	7	7	7	13	3	37
Las Vegas	10	7	7	10	0	34

SCORING SUMMARY

Team	Qtr.	Time	Play Description	Vis.	Home
Raiders	1	11:40	D.Waller 24 yd. pass from J.Stidham (D.Carson kick) (6-70, 3:20)	0	7
49ers	1	07:06	B.Aiyuk 2 yd. pass from B.Purdy (R.Gould kick) (8-67, 4:34)	7	7
Raiders	1	01:45	D.Carson 20 yd. Field Goal (10-74, 5:21)	7	10
49ers	2	09:38	G.Kittle 2 yd. pass from B.Purdy (R.Gould kick) (13-75, 7:07)	14	10
Raiders	2	00:10	D.Adams 4 yd. pass from J.Stidham (D.Carson kick) (8-44, 2:23)	14	17
Raiders	3	10:22	D.Adams 60 yd. pass from J.Stidham (D.Carson kick) (6-84, 2:54)	14	24
49ers	3	05:22	C.McCaffrey 14 yd. run (R.Gould kick) (8-75, 5:00)	21	24
49ers	4	12:34	R.Gould 43 yd. Field Goal (6-17, 2:12)	24	24
49ers	4	06:44	R.Gould 24 yd. Field Goal (7-59, 2:58)	27	24
Raiders	4	04:08	D.Carson 57 yd. Field Goal (7-36, 2:36)	27	27
49ers	4	02:17	J.Mason 14 yd. run (R.Gould kick) (5-75, 1:51)	34	27
Raiders	4	01:11	J.Jacobs 1 yd. run (D.Carson kick) (3-75, 1:06)	34	34
49ers	OT	06:53	R.Gould 23 yd. Field Goal (2--2, 0:46)	37	34

TEAM STATS

	49ers	Raiders
First Downs	27	29
Time of Possession	31:07	32:00
Net Yards Rushing	170	135
Net Yards Passing	284	365
Total Net Yards	454	500
Penalties/Yards	9-71	6-49
Fumbles/Lost	0-0	1-0

INDIVIDUAL STATS

PASSING

SF: B.Purdy 35-22-284 (2 TD, 1 INT)
 LV: J.Stidham 34-23-365 (3 TD, 2 INT)

RUSHING

SF: C.McCaffrey 19-121 (TD), B.Aiyuk 1-16, J.Mason 2-13 (TD), D.Gray 1-9, K.Juszczyk 1-9, T.Davis-Price 1-5, B.Purdy 2(-3)
 LV: J.Jacobs 17-69 (TD), J.Stidham 7-34, B.Bolden 8-32

RECEIVING

SF: B.Aiyuk 9-101 (TD), C.McCaffrey 6-72, J.Jennings 2-46, R.McCloud III 1-42, G.Kittle 4-23 (TD)
 LV: D.Adams 7-153 (2 TDs), D.Waller 3-72 (TD), F.Moreau 3-55, M.Hollins 3-40, J.Jacobs 4-26, H.Renfrow 3-19

INTERCEPTIONS

SF: T.Gipson 1-56, D.Jackson 1-0
 LV: A.Robertson 1-0

SACKS

SF: None
 LV: None

PUNTING

SF: M.Wishnowsky 2-93 (46.5)
 LV: A.Cole 2-81 (40.5)

PUNT RETURNS

SF: None
 LV: None

KICKOFF RETURNS

SF: R.McCloud 2-48 (24.0)
 LV: None



WEEK 18



KANSAS CITY CHIEFS 31 LAS VEGAS RAIDERS 13

Jan. 7, 2023 | Allegiant Stadium | 62,136

Team	1	2	3	4	Final
Kansas City	7	17	0	7	31
Las Vegas	3	0	3	7	13

SCORING SUMMARY

Team	Qtr.	Time	Play Description	Vs.	Home
chiefs	1	12:52	J.McKinnon 2 yd. pass from P.Mahomes (H.Butker kick) (5-75, 2:08)	7	0
Raiders	1	07:15	D.Carlson 54 yd. Field Goal (10-40, 5:37)	7	3
Chiefs	2	14:56	R.Jones 2 yd. run (H.Butker kick) (3-44, 1:08)	14	3
Chiefs	2	00:47	K.Toney 11 yd. run (H.Butker kick) (12-98, 5:19)	21	3
Chiefs	2	00:00	H.Butker 44 yd. Field Goal (2-4, 0:09)	24	3
Raiders	3	06:55	D.Carlson 38 yd. Field Goal (13-55, 8:05)	24	6
Chiefs	4	11:03	I.Pacheco 1 yd. run (H.Butker kick) (7-62, 3:01)	31	6
Raiders	4	06:37	H.Renfrow 11 yd. pass from J.Stidham (D.Carlson kick) (10-75, 4:26)	31	13

TEAM STATS

	Chiefs	Raiders
First Downs	21	21
Time of Possession	25:47	34:13
Net Yards Rushing	168	99
Net Yards Passing	181	180
Total Net Yards	349	279
Penalties/Yards	5-43	6-47
Fumbles/Lost	0-0	2-1

INDIVIDUAL STATS

PASSING

KC: P.Mahomes 26-18-202 (1 TD, 0 INT)

LV: J.Stidham 36-22-219 (1 TD, 1 INT)

RUSHING

KC: I.Pacheco 8-64 (TD), R.Jones II 10-45 (TD), P.Mahomes 3-29, K.Toney 3-26 (TD), J.McKinnon 2-6 (TD), C.Henne 2-(-2)

LV: J.Stidham 7-50, J.Jacobs 17-45, Z.White 1-4

RECEIVING

KC: T.Kelce 6-38, M.Valdes-Scantling 3-27, J.Smith-Schuster 2-35, K.Toney 2-18, 2-0 (TD), J.Watson 1-67, N.Gray 1-14, B.Bell 1-3

LV: H.Renfrow 7-63 (TD), D.Adams 5-73, D.Waller 2-35, M.Hollins 2-15, J.Jacobs 2-5, A.Abdullah 1-10, F.Moreau 1-10, K.Cole 1-5, J.Johnson 1-3

INTERCEPTIONS

KC: J.Thornhill 1-0

LV: None

SACKS

KC: C.Jones 2.5-19.5, M.Danna 2.0-8.0, J.Reid 1.0-8.0, G.Karlaftis 0.5-3.5

LV: M.Crosby 1.0-10.0, C.Ferrell 1.0-11.0

PUNTING

KC: T.Townsend 4-196 (49.0)

LV: A.Cole 2-122 (61.0)

PUNT RETURNS

KC: K.Toney 1-5 (5.0)

LV: H.Renfrow 2-8 (4.0)

KICKOFF RETURNS

KC: None

LV: A.Abdullah 1-25 (25.0)

2022 GAME-BY-GAME TEAM OFFENSE

DATE	OPPONENT	FIRST DOWNS				NET OFFENSE			RUSHING				PASSING			PENALTY			PUNTS	
		TOTAL	Ru	Pa	Pn	Yds	Plays	Att	Yds	Avg	Net	S/YL	Gross	Cmp-Att	Pct	TD-Int	No	Yds	No	Avg
9/11	at LAC	18	1	17	0	320	56	13	64	4.9	256	6/39	295	22-37	60%	2-3	3	11	2	53.0
9/18	Ari.	20	4	14	2	324	61	21	80	3.8	244	1/8	252	25-39	64%	2-0	10	68	3	53.7
9/25	at Ten.	24	7	14	3	396	65	19	96	5.1	300	1/7	307	26-44	59%	2-1	6	44	3	48.0
10/2	Den.	25	14	11	0	385	74	38	212	5.6	173	2/15	188	21-34	62%	0-0	4	25	4	53.8
10/10	at KC	18	9	6	3	378	56	24	155	6.5	223	2/18	241	19-30	63%	2-0	11	99	2	52.0
10/23	Hou.	25	11	13	1	400	55	27	164	6.1	236	1/5	241	21-27	78%	1-0	5	44	2	46.5
10/30	at NO	13	2	9	2	183	56	13	38	2.9	145	4/28	173	15-26	58%	0-1	6	59	5	45.8
11/6	at Jac.	16	5	11	0	321	57	19	73	3.8	248	2/11	259	21-36	58%	2-0	5	45	4	49.0
11/13	Ind.	18	7	10	1	309	64	24	77	3.2	232	2/16	248	24-38	63%	2-0	10	74	5	58.8
11/20	at Den.	20	8	10	2	407	62	24	109	4.5	298	1/9	307	23-37	62%	2-0	9	98	4	46.8
11/27	at Sea.	27	13	14	0	576	77	40	283	7.1	293	1/2	295	25-36	69%	3-2	7	50	2	45.5
12/4	LAC	21	7	11	3	404	59	29	154	5.3	250	0/0	250	16-30	53%	2-1	3	15	4	45.3
12/8	at LAR	17	8	6	3	302	58	38	165	4.3	137	0/0	137	11-20	55%	0-2	7	94	3	49.3
12/18	NE	18	6	10	2	308	64	23	97	4.2	211	3/20	231	20-38	53%	3-1	13	90	7	46.3
12/24	at Pit.	13	4	9	0	201	52	19	58	3.1	143	3/31	174	16-30	53%	1-3	2	20	5	41.6
1/1	SF	29	10	15	4	500	66	32	135	4.2	365	0/0	365	23-34	68%	3-2	6	49	2	40.5
1/7	KC	21	6	13	2	279	67	25	99	4.0	180	6/39	219	22-36	61%	1-1	6	47	2	61.0
Regular Season Totals		343	122	193	28	5,993	1,049	428	2,059	4.8	3,934	35/248	4,182	305-502	61%	24-14	113	932	59	48.9

2022 GAME-BY-GAME TEAM DEFENSE

DATE	OPPONENT	FIRST DOWNS				NET OFFENSE			RUSHING				PASSING			PENALTY			PUNTS	
		TOTAL	Ru	Pa	Pn	Yds	Plays	Att	Yds	Avg	Net	S/YL	Gross	Cmp-Att	Pct	TD-Int	No	Yds	No	Avg
9/11	at LAC	18	5	12	1	355	65	31	76	2.5	279	0/0	279	26-34	77%	3-0	5	21	4	49.0
9/18	Ari.	28	11	13	4	413	78	28	143	5.1	270	1/7	77	31-49	63%	1-1	12	120	3	45.3
9/25	at Ten.	19	6	13	0	361	55	27	109	4.0	252	1/12	264	19-27	70%	1-1	7	85	3	60.3
10/2	Den.	12	5	7	0	299	48	20	85	4.3	214	3/23	237	17-25	68%	2-0	7	50	5	48.2
10/10	at KC	29	7	18	4	368	69	23	103	4.5	265	3/27	292	29-43	67%	4-0	5	72	3	48.3
10/23	Hou.	21	9	12	0	404	65	23	108	4.7	296	1/6	302	28-41	68%	2-1	3	14	1	55.0
10/30	at NO	22	9	12	1	367	63	32	136	4.3	231	0/0	231	23-31	74%	2-0	5	27	2	40.0
11/6	at Jac.	22	10	12	0	403	68	37	168	4.5	235	0/0	235	25-31	81%	1-0	4	30	3	54.3
11/13	Ind.	20	8	10	2	415	59	30	207	6.9	208	1/14	222	21-28	75%	1-0	4	25	3	47.7
11/20	at Den.	19	6	11	2	320	62	28	94	3.4	226	3/21	247	24-31	77%	0-0	5	45	4	46.8
11/27	at Sea.	22	6	15	1	372	63	23	65	2.8	307	3/21	328	27-37	73%	2-1	2	10	4	47.8
12/4	LAC	22	4	16	2	386	74	22	72	3.3	314	5/21	335	28-47	60%	1-0	4	20	3	45.7
12/8	at LAR	20	3	12	5	282	61	22	71	3.2	211	4/19	230	22-35	63%	1-0	7	60	3	52.0
12/18	NE	19	10	6	3	318	63	32	206	6.4	112	0/0	112	13-31	42%	0-0	6	30	6	37.7
12/24	at Pit.	19	6	13	0	350	66	27	106	3.9	244	0/0	244	26-39	67%	1-1	3	35	3	46.7
1/1	SF	27	10	15	2	454	62	27	170	6.3	284	0/0	284	22-35	63%	2-1	9	71	2	46.5
1/7	KC	21	11	9	1	349	56	28	168	6.0	202	2/21	383	18-26	69%	1-0	5	43	4	49.0
Regular Season Totals		360	126	206	28	6,216	1,077	460	2,087	4.1	4,129	27/192	4,321	399-590	68%	25-6	93	758	56	47.6

2022 NFL STANDINGS

AMERICAN FOOTBALL CONFERENCE

AFC EAST	W	L	T	Pct.	PF	PA	Home	Road	AFC	NFC	Div.
y-Buffalo Bills	13	3	0	.813	455	286	7-1	6-2	9-2	4-1	4-2
x-Miami Dolphins	9	8	0	.529	397	399	6-2	3-6	7-5	2-3	3-3
New England Patriots	8	9	0	.471	364	347	4-4	4-5	6-6	2-3	3-3
New York Jets	7	10	0	.412	296	316	3-5	4-5	5-7	2-3	2-4
AFC NORTH	W	L	T	Pct.	PF	PA	Home	Road	AFC	NFC	Div.
y-Cincinnati Bengals	12	4	0	.750	418	322	6-1	6-3	8-3	4-1	3-3
x-Baltimore Ravens	10	7	0	.588	350	315	5-3	5-4	6-6	4-1	3-3
Pittsburgh Steelers	9	8	0	.529	308	346	4-4	5-4	5-7	4-1	3-3
Cleveland Browns	7	10	0	.412	361	381	4-4	3-6	4-8	3-2	3-3
AFC SOUTH	W	L	T	Pct.	PF	PA	Home	Road	AFC	NFC	Div.
y-Jacksonville Jaguars	9	8	0	.529	404	350	5-3	4-5	8-4	1-4	4-2
Tennessee Titans	7	10	0	.412	298	359	3-5	4-5	5-7	2-3	3-3
Indianapolis Colts	4	12	1	.265	289	427	2-6	2-6-1	4-7-1	0-5	1-4-1
Houston Texans	3	13	1	.206	289	420	0-7-1	3-6	3-8-1	0-5	3-2-1
AFC WEST	W	L	T	Pct.	PF	PA	Home	Road	AFC	NFC	Div.
y-Kansas City Chiefs	14	3	0	.824	496	369	7-1	7-2	9-3	5-0	6-0
x-Los Angeles Chargers	10	7	0	.588	391	384	5-3	5-4	7-5	3-2	2-4
Las Vegas Raiders	6	11	0	.353	395	418	4-4	2-7	5-7	1-4	3-3
Denver Broncos	5	12	0	.294	287	359	4-4	1-8	3-9	2-3	1-5

NATIONAL FOOTBALL CONFERENCE

NFC EAST	W	L	T	Pct.	PF	PA	Home	Road	NFC	AFC	Div.
*-Philadelphia Eagles	14	3	0	.824	477	344	7-2	7-1	9-3	5-0	4-2
x-Dallas Cowboys	12	5	0	.706	467	342	8-1	4-4	8-4	4-1	4-2
x-New York Giants	9	7	1	.559	365	371	5-3-1	4-4	4-7-1	5-0	1-4-1
Washington Commanders	8	8	1	.500	321	343	4-5	4-3-1	5-6-1	3-2	2-3-1
NFC NORTH	W	L	T	Pct.	PF	PA	Home	Road	NFC	AFC	Div.
y-Minnesota Vikings	13	4	0	.765	424	427	8-1	5-3	8-4	5-0	4-2
Detroit Lions	9	8	0	.529	453	427	5-4	4-4	7-5	2-3	5-1
Green Bay Packers	8	9	0	.471	370	371	5-4	3-5	6-6	2-3	3-3
Chicago Bears	3	14	0	.176	326	463	2-7	1-7	1-11	2-3	0-6
NFC SOUTH	W	L	T	Pct.	PF	PA	Home	Road	NFC	AFC	Div.
y-Tampa Bay Buccaneers	8	9	0	.471	313	358	5-4	3-5	8-4	0-5	4-2
Carolina Panthers	7	10	0	.412	347	374	5-4	2-6	6-6	1-4	4-2
New Orleans Saints	7	10	0	.412	330	345	4-5	3-5	5-7	2-3	2-4
Atlanta Falcons	7	10	0	.412	365	386	6-3	1-7	6-6	1-4	2-4
NFC WEST	W	L	T	Pct.	PF	PA	Home	Road	NFC	AFC	Div.
y-San Francisco 49ers	13	4	0	.765	450	277	8-1	5-3	10-2	3-2	6-0
x-Seattle Seahawks	9	8	0	.529	407	401	5-4	4-4	6-6	3-2	4-2
Los Angeles Rams	5	12	0	.294	307	384	4-5	1-7	3-9	2-3	1-5
Arizona Cardinals	4	13	0	.235	340	449	1-8	3-5	3-9	1-4	1-5

y-clinched playoff berth

z-clinched division

*-clinched division and homefield advantage

2022 NATIONAL FOOTBALL LEAGUE PLAYOFFS

AFC

Wild Card Playoffs

Jacksonville 31, LA Chargers 30
Cincinnati 24, Baltimore 17
Buffalo 34, Miami 31

Divisional Playoffs

Cincinnati 27, Buffalo 10
Kansas City 27, Jacksonville 20

NFC

Wild Card Playoffs

Dallas 31, Tampa Bay 14
San Francisco 41, Seattle 23
NY Giants 31, Minnesota 24

Divisional Playoffs

San Francisco 19, Dallas 12
Philadelphia 38, NY Giants 7

Conference Championship

Kansas City 23, Cincinnati 20

Conference Championship

Philadelphia 31, San Francisco 7

Super Bowl LVII

Kansas City 38, Philadelphia 35

RECORDS AND HISTORY



RUSHING

200 Yards Rushing, Individual

- By Raiders Josh Jacobs, Nov. 27, 2022, at Sea. (229 yards)
- By Opponent Adrian Peterson, Nov. 15, 2015, vs. Min. (203 yards)

100 Yards Rushing, Individual

- By Raiders Josh Jacobs, Dec. 4, 2022, vs. LAC (144 yards)
- By Opponent Christian McCaffrey, January. 1, 2023, vs. SF (121 yards)

100 Yards Rushing, Individual, First Half or Second Half/OT

- By Raiders Josh Jacobs, Nov. 27, 2022 at Sea. (157 yards, second half/OT)
- By Opponent Rhamondre Stevenson, Dec. 18, 2022, vs. NE (135 yards, second half/OT)

100 Yards Rushing and Receiving, Individual

- By Raiders Marcus Allen, Sept. 7, 1986, at Den. (102 yards rushing, 102 receiving)
- By Opponent Priest Holmes, Dec. 9, 2001, vs. KC (168 yards rushing, 109 receiving)

Two 100-yard Rushers

- By Raiders Napoleon Kaufman (122 yards) and Tyrone Wheatley (111 yards), Dec. 19, 1999, vs. TB
- By Opponent Willis McGahee (163 yards) and Tim Tebow (118 yards), Nov. 6, 2011, vs. Den.

Four Touchdowns Rushing, Individual

- By Raiders Never
- By Opponent Doug Martin, Nov. 4, 2012, vs. TB



RB Josh Jacobs

Three Touchdowns Rushing, Individual

- By Raiders Josh Jacobs, Oct. 23, 2022, vs. Hou.
- By Opponent C.J. Anderson, Dec. 28, 2014, at Den.

Two Touchdowns Rushing, Individual

- By Raiders Josh Jacobs, Nov. 27, 2022, at Sea.
- By Opponent Kenneth Walker III, Nov. 27, 2022, at Sea.

300 Rushing Yards, Team

- By Raiders Oct. 24, 2010, at Den. (328 yards)
- By Opponent Oct. 25, 2009, vs. NYJ (316 yards)

200 Rushing Yards, Team

- By Raiders Nov. 27, 2022, at Sea. (283 yards)
- By Opponent Dec. 18, 2022, vs. NE (206 yards)

50 Rushing Attempts, Team

- By Raiders Dec. 5, 2010, at SD (52 att.)
- By Opponent Oct. 25, 2009, vs. NYJ (54 att.)

40 Rushing Attempts, Team

- By Raiders Nov. 27, 2022, at Sea. (40 att.)
- By Opponent Dec. 16, 2018, at Cin. (41 att.)

30 Rushing Attempts, Individual

- By Raiders Josh Jacobs, Nov. 27, 2022, at Sea. (33 att.)
- By Opponent Joe Mixon, Nov. 21, 2021, vs. LV

70-yard Rush

- By Raiders Josh Jacobs, Nov. 27, 2022, at Sea. (86 yards, TD)
- By Opponent Adrian Peterson, Nov. 15, 2015, vs. (80 yards, TD)

60-Yard Rush

- By Raiders Trevor Davis, Sept. 29, 2019, at Ind. (60 yards, TD)
- By Opponent Jonathan Taylor, Nov. 13, 2022, vs. Ind. (66 yards, TD)

50-yard Rush

- By Raiders Trevor Davis, Sept. 29, 2019, at Ind. (60 yards, TD)
- By Opponent Derrick Gore, Dec. 12, 2021, at KC (51 yards, TD)

PASSING

500 Yards Passing, Individual

- By Raiders Derek Carr, Oct. 30, 2016, at TB (513 yards)
- By Opponent Elvis Grbac, Dec. 5, 2000, vs. KC (504 yards)

400 Yards Passing, Individual

- By Raiders Derek Carr, Sept. 13, 2021, vs. Bal (435 yards)
- By Opponent Matthew Stafford, Nov. 3, 2019, vs. Det. (406 yards)

300 Yards Passing, Individual

- By Raiders Jarrett Stidham, Jan. 1, 2023, vs. SF (365 yards)
- By Opponent Justin Herbert, Dec. 4, 2022, vs. LV (375 yards)

Seven Touchdown Passes, Individual

- By Raiders Never
- By Opponent Nick Foles, Nov. 3, 2013, vs. Phi.

Six Touchdown Passes, Individual

- By Raiders Daryle Lamonica, Oct. 19, 1969, vs. Buf.
- By Opponent Nick Foles, Nov. 3, 2013, vs. Phi.

Five Touchdown Passes, Individual

- By Raiders Kerry Collins, Dec. 19, 2004, vs. Ten.
- By Opponent Patrick Mahomes, Nov. 14, 2021, vs. LV

Four Touchdown Passes, Individual

- By Raiders Derek Carr, Sept. 30, 2018, vs. Cle.
- By Opponent Patrick Mahomes, Oct. 10, 2022, at KC

Three Touchdown Passes, Individual

- By Raiders Jarrett Stidham, Jan. 1, 2023, vs. SF
- By Opponent Patrick Mahomes, Oct. 10, 2022, at KC

Seven Interceptions Thrown, Individual

By Raiders Ken Stabler, Oct. 16, 1977, vs. Den.
By Opponent Never

Six Interceptions Thrown, Individual

By Raiders Donald Hollas, Dec. 6, 1999, vs. Mia.
By Opponent Never

Five Interceptions Thrown, Individual

By Raiders Jim Plunkett, Oct. 5, 1980, vs. KC
By Opponent Steve Pelluer, Nov. 9, 1986, at Dal.

Four Interceptions Thrown, Individual

By Raiders Matt McGloin, Dec. 15, 2013, vs. KC
By Opponent Drew Lock, Nov. 15, 2020, vs. Den.

100-Point Passer Rating

By Raiders Jarrett Stidham, Jan. 1, 2023, vs. SF (108.1)
By Opponent Patrick Mahomes, Jan. 7, 2023 avs. KC (117.2)

50 Pass Attempts, Individual

By Raiders Derek Carr, Sept. 13, 2021 vs. Bal. (56 att.)
By Opponent Justin Herbert, Jan. 9, 2022 vs. LV (64 att.)

40 Pass Attempts, Individual

By Raiders Derek Carr, Sept. 25, 2022 at Ten. (44 att.)
By Opponent Justin Herbert, Dec. 4, 2022 vs. LAC (47 att.)

30 Completions, Individual

By Raiders Derek Carr, Dec. 12, 2021 at KC (33 comp.)
By Opponent Kyles Murray, Sept. 18, 2022 vs. Ari. (31 comp.)

RECEIVING

10-or-more Receptions, Individual

By Raiders Davante Adams, Nov. 6, 2022 at Jax. (10 receptions)
By Opponent DK Metcalf, Nov. 27, 2022 at Sea. (11 receptions)

200 Yards Receiving, Individual

By Raiders Darren Waller, Dec. 6, 2020, vs. NYJ (200 yards)
By Opponent Antonio Brown, Nov. 8, 2015, at Pit. (284 yards)



WR Davante Adams

100 Yards Receiving, Individual

By Raiders Davante Adams, Jan. 1, 2023, vs. SF (153 yards)
By Opponent Brandon Aiyuk (101 yards), Jan. 1, 2023, vs. SF

100 Yards Receiving, One Half, Individual

By Raiders Davante Adams, Jan. 1, 2023, vs. SF (116 yards, second half/OT)
By Opponent Jerry Jeudy, Jan. 3, 2021, at Den. (133 yards, second half)

Two 100-yard Receivers

By Raiders Hunter Renfrow (134 yards) and DeSean Jackson (102 yards), Nov. 25, 2021, at Dal.
By Opponent Michael Gallup (106 yards) and Cedrick Wilson (104 yards), Nov. 25, 2021, at Dal.

Five Touchdown Receptions, Individual

By Raiders Never
By Opponent Kellen Winslow, Nov. 22, 1981, vs. SD

Four Touchdown Receptions, Individual

By Raiders Art Powell, Dec. 22, 1963, vs. Hou.O.
By Opponent Travis Kelce, Oct. 10, 2022, at KC

Three Touchdown Receptions, Individual

By Raiders Michael Crabtree, Sept. 17, 2017, vs. NYJ
By Opponent Travis Kelce, Oct. 10, 2022, at KC

Two Touchdown Receptions, Individual

By Raiders Davante Adams, Jan. 1, 2023, vs. SF
By Opponent Alvin Kamara, Oct. 30, 2022, at NO

70-Yard Reception

By Raiders Nelson Agholor, Dec. 26, 2020, vs. Mia. (85 yards, TD)
By Opponent Jerry Jeudy, Jan. 3, 2021, at Den. (92 yards, TD)

60-Yard Reception

By Raiders Davante Adams, Jan. 1, 2023 vs. SF (60 yards, TD)
By Opponent Justin Watson, Jan. 7, 2023, vs. KC (67 yards)

50-Yard Reception

By Raiders Davante Adams, Jan. 1, 2023 vs. SF (60 yards, TD)
By Opponent Justin Watson, Jan. 7, 2023, vs. KC (67 yards)

INTERCEPTIONS

Four Interceptions, Individual

By Raiders Never
By Opponent Never

Three Interceptions, Individual

By Raiders Rod Woodson, Sept. 29, 2002, vs. Ten.
By Opponent Walt Harris, Oct. 8, 2006, at SF

Two Interceptions, Individual

By Raiders Jeff Heath, Nov. 15, 2020, vs. Den.
By Opponent Quandre Diggs, Nov. 27, 2022, at Sea.

Interception Returned for Touchdown

By Raiders Duron Harmon, Oct. 23, 2022, vs. Hou. (73 yards)
By Opponent Kyle Dugger, Dec. 18, 2022, vs. NE (16 yards)

TOUCHDOWNS

Five Touchdowns, Individual

By Raiders Never
By Opponent Jamaal Charles, Dec. 15, 2013, vs. KC (49-, 39-, 16-, 71-yard receptions; 1-yard run)

Four Touchdowns, Individual

By Raiders Darren McFadden, Oct. 24, 2010, at (4-, 4-, 57-yard runs; 19-yard reception)
By Opponent Travis Kelce, Oct. 10, 2022, at KC (1-, 4-, 8-, 1-yard receptions)

Three Touchdowns, Individual

By Raiders Josh Jacobs, Oct. 23, 2022, vs. Hou. (4-, 7-, 15-yard runs)
By Opponent Alvin Kamara, Oct. 30, 2022, at NO. (3-yard run, 16-, 36-yard receptions)

FIELD GOALS/PATS

Six Field Goals Made, Individual

- By Raiders Sebastian Janikowski, Nov. 27, 2011, vs. Chi. (40, 47, 42, 19, 37, 44 yards)
- By Opponent Greg Davis, Oct. 5, 1997, vs. SD (30, 22, 38, 43, 33, 33 yards)

Five Field Goals Made, Individual

- By Raiders Daniel Carlson, Jan. 9, 2022, vs. LAC (24, 31, 52, 40, 47 yards)
- By Opponent Younghoe Koo, Nov. 29, 2020, at Atl. (38, 39, 30, 29, 54 yards)



A Daniel Carlson

Four Field Goals Made, Individual

- By Raiders Daniel Carlson, Oct. 2, 2022, vs. Den. (26, 39, 22, 30 yards)
- By Opponent Evan McPherson, Nov. 21, 2022, vs. Cin. (54, 53, 51, 47 yards)

60-yard Field Goal

- By Raiders Sebastian Janikowski, Sept. 12, 2011, at Den. (63 yards)
- By Opponent Stephen Gostkowski, Nov. 19, 2017, vs. NE (62 yards)

Blocked Field-goal Attempt

- By Raiders Maxx Crosby, Nov. 20, 2022, at Den. (25-yard Brandon McManus attempt)
- By Opponent Joe Gaziano, Dec. 4, 2022, vs. LAC (52-yard Daniel Carlson attempt)

Two-point Conversion

- By Raiders Darren Waller, Jan. 3, 2021, at Den. (pass from Derek Carr)
- By Opponent Dalton Schultz, Nov. 25, 2021, at Dal. (pass from Dak Prescott)

PAT Missed

- By Raiders Daniel Carlson, Oct. 2, 2022 vs. Den. (wide left)
- By Opponent Brandon McManus, Oct. 2, 2022 vs. Den. (short)

Blocked PAT

- By Raiders Arden Key, Dec. 2, 2018, vs. KC (Harrison Butler; second attempt)
- By Opponent Tanoh Kpassagnon, Dec. 1, 2019, at KC (Daniel Carlson; first attempt)

PUNTING

80-yard Punt

- By Raiders Shane Lechler, Nov. 27, 2011, vs. Chi. (80 yards)
- By Opponent Never

70-yard Punt

- By Raiders AJ Cole, Oct. 17, 2021, at Den. (71 yards)
- By Opponent Ryan Stonehouse, Sept. 25, 2022, at Ten. (70 yards)



P AJ Cole

60-yard Punt

- By Raiders AJ Cole, Jan. 7, 2022, vs. KC (63 yards)
- By Opponent Tommy Townsend, Jan. 7, 2022, vs. KC (61 yards)

Blocked Punt

- By Raiders Malcolm Koonce, Dec. 18, 2022, vs. NE (Michael Palardy, punter)
- By Opponent D.J. Alexander, Jan. 3, 2016, at KC (Marquette King, punter)

10 Punts, Individual

- By Raiders Marquette King, Dec. 13, 2015, at Den. (10 punts, 460 yards)
- By Opponent Darren Bennett, Dec. 28, 2003, at SD (10 punts, 392 yards)

No Punts

- By Raiders Dec. 5, 1999 vs. Seattle
- By Opponent Sept. 30, 2012, at Denver

OTHER SPECIAL TEAMS

Kickoff Returned for Touchdown

- By Raiders Jacoby Ford, Oct. 16, 2011, vs. Cle. (101 yards)
- By Opponent Tony Pollard, Nov. 25, 2021, at Dal. (100 yards)

Punt Returned for Touchdown

- By Raiders Dwayne Harris, Dec. 24, 2018, vs. Den. (99 yards)
- By Opponent Cyrus Jones, Nov. 25, 2018, at Bal. (70 yards)

Blocked Field Goal Returned for Touchdown

- By Raiders Never
- By Opponent Ray Mickens, Sept. 21, 1997, at NYJ (72 yards; Cole Ford, kicker)

Blocked Punt Returned for Touchdown

- By Raiders Brice Butler, Nov. 2, 2014, at Sea. (0 yards; Jon Ryan, punter)
- By Opponent Antonio Allen, Dec. 8, 2013, at NYJ (0 yards; Marquette King, punter)

50-Yard Kickoff Return

- By Raiders Trevor Davis, Oct. 6, 2019, vs. Chi. (52 yards)
- By Opponent Tony Pollard, Nov. 25, 2021, at Dal. (100 yards)

20-Yard Punt Return

- By Raiders Hunter Renfrow, Dec. 20, 2021, at Cle. (29 yards)
- By Opponent DeAndre Carter, Dec. 4, 2022, vs. LAC (21 yards)

Inside Kick Attempt

- By Raiders Daniel Carlson, Jan. 7, 2023, vs. KC (Unsuccessful)
- By Opponent Jake Elliott, Oct. 24, 2021, vs. Phi. (Unsuccessful)

Successful Inside Kick

- By Raiders Giorgio Tavecchio, Dec. 10, 2017, at KC (recovered by Erik Harris)
- By Opponent Brandon McManus, Oct. 17, 2021, at Den. (recovered by Eric Saubert)

Game-Winning Field Goal

- By Raiders Daniel Carlson, Jan. 9, 2022, vs. LAC (47 yards)
- By Opponent Jason Sanders, Dec. 26, 2020, vs. Mia. (44 yards)

OTHER DEFENSE

Shutout Posted

- By Raiders Dec. 16, 2012, vs. KC (15-0)
- By Opponent Oct. 30, 2022, at NO (24-0)

Fumble Returned for Touchdown

- By Raiders Chandler Jones, Dec. 18, 2022, vs. NE (48 yards)
- By Opponent Byron Murphy, Sept. 18, 2022, vs. Ari. (59 yards)

Safety Scored

- By Raiders Casey Hayward Jr., Sept. 26, 2021, vs. Mia. (Jaylen Waddle tackled in end zone)
- By Opponent D.J. Alexander, Jan. 3, 2016, at KC (punt blocked out of bounds in end zone)

Six Sacks, Individual

- By Raiders Never
- By Opponent Derrick Thomas, Sept. 6, 1988, at KC

Five Sacks, Individual

- By Raiders Khalil Mack, Dec. 13, 2015, at Den.
- By Opponent Derrick Thomas, Sept. 6, 1998, at KC

Four Sacks, Individual

- By Raiders Maxx Crosby, Nov. 17, 2019, vs. Cin.
- By Opponent Brian Orakpo, Dec. 13, 2009, vs. Was.



DE Maxx Crosby

Three Sacks, Individual

- By Raiders Chandler Jones, Dec. 4, 2022 vs. LAC
- By Opponent Khalil Mack, Sept. 11, 2022, at LAC

200-or-Fewer Total Yards Allowed

- By Raiders Dec. 26, 2021, vs. Den (158 yards)
- By Opponent Oct. 30, 2022, at NO (183 yards)

50-or-Fewer Rushing Yards Allowed

- By Raiders Dec. 26, 2021, vs. Den (18 yards)
- By Opponent Oct. 30, 2022, at NO (38 yards)

Game Without Allowing Offensive Touchdown

- By Raiders Nov. 1, 2020, at Cle.
- By Opponent Oct. 30, 2022, at NO

MISCELLANEOUS

No Penalties

- By Raiders Dec. 4, 2005, at SD
- By Opponent Dec. 1, 2019, at KC

No Turnovers

- By Raiders Nov. 10, 2022, at Den.
- By Opponent Jan. 7, 2023, vs. KC

No Sacks Allowed

- By Raiders Jan. 1, 2023, vs. SF
- By Opponent Jan. 1, 2023, vs. SF

Game without Touchdown

- By Raiders Oct. 30, 2022, at NO
- By Opponent Nov. 1, 2020, at Cle.

50 Points, Game

- By Raiders Oct. 24, 2010, at Den. (59)
- By Opponent Nov. 30, 2014, at StL. (52)

40 Points, Game

- By Raiders Nov. 27, 2022, at Sea. (40)
- By Opponent Dec. 12, 2021, at KC (48)



Raiders vs Seattle

500 Yards Total Offense

- By Raiders Jan. 1, 2023, vs. SF (500, OT)
- By Opponent Nov. 14, 2021, vs. LV (516)

Tie Game

- By Raiders Oakland 23, at Denver 23, Oct. 22, 1973

Won in Final 2:00 of Regulation or OT

- By Raiders Dec. 18, 2022, vs. NE
- By Opponent Jan. 1, 2023, vs. SF (OT)

Won by Three Points or Less

- By Raiders Jan. 9, 2022, vs. LAC (35-32,OT)
- By Opponent Jan. 1, 2023, vs. SF (37-34 OT)

Won by 20 Points or More

- By Raiders Nov. 15, 2020, vs. Den. (37-12)
- By Opponent Oct. 30, 2022, at NO (24-0)

Won After Trailing by 10-or-more Points

- By Raiders Sept. 16, 2021, vs. Mia. (trailed by 12)
- By Opponent Dec. 8, 2022, vs. LAR (trailed by 13)

Won After Trailing at Halftime

- By Raiders Nov. 20, 2022, at Den. (trailed by three)
- By Opponent Jan. 1, 2023, vs. SF (trailed by three)

Won After Trailing in the Fourth Quarter

- By Raiders Dec. 18, 2022, avs. NE (trailed by seven)
- By Opponent Dec. 24, 2022, at Pit. (trailed by four)

CHAMPIONSHIPS

League championships

- 4 American Football League: 1967
National Football League: 1976, 1980, 1983

Conference championships

- 4 AFC: 1976, 1980, 1983, 2002

Times finishing first, regular season

- 15 AFL West: 1967, 1969
AFC West: 1970, 1972, 1973, 1974, 1975, 1976,
1983, 1985, 1990, 2000, 2001, 2002
AFC: 1982

Consecutive times finishing first, regular season

- 5 1972-76 (AFC West)
- 3 2000-02 (AFC West)
- 2 1969-70 (AFL West, AFC West)
1982-83 (AFC, AFC West)

GAMES WON

Most consecutive games won

- 14 Oct. 15, 1967 -- Oct. 6, 1968
Oct. 10, 1976 -- Oct. 9, 1977
- 11 Oct. 27, 1968 -- Sept. 28, 1969
- 9 Sept. 22-Nov. 17, 1974
Dec. 5, 1982 -- Sept. 25, 1983
- 8 Oct. 20-Dec. 22, 1963

Most consecutive games won, season

- 10 Oct. 15-Dec. 24, 1967
Oct. 10-Dec. 12, 1976
- 9 Sept. 22-Nov. 17, 1974
- 8 Oct. 20-Dec. 22, 1963
Oct. 27-Dec. 15, 1968
- 7 Oct. 26-Dec. 8, 1975

Most consecutive games without defeat

- 15 Oct. 27, 1968 -- Oct. 26, 1969
- 14 Oct. 15, 1967 -- Oct. 6, 1968
Oct. 10, 1976 -- Oct. 9, 1977
- 9 Sept. 22-Nov. 17, 1974
Dec. 5, 1982 -- Sept. 25, 1983

Most games won, regular season

- 13 1967
1976
- 12 1968
1969
1974
1983
1985
1990
2000
2016

Most consecutive games won, start of season

- 4 1968
1977
1983
1984
1990
2002

Most consecutive games won, end of season

- 10 1967
1976
- 8 1963
1968
- 6 1969
1972
1985

Most consecutive games without defeat, season

- 10 Oct. 15-Dec. 24, 1967
Oct. 10-Dec. 12, 1976
- 9 Sept. 22-Nov. 17, 1974
- 8 Oct. 20-Dec. 22, 1963
Oct. 27-Dec. 15, 1968
- 7 Oct. 26-Dec. 8, 1975
Oct. 11-Nov. 22, 1970

Most consecutive games without defeat, start of season

- 7 1969
- 4 1968
1977
1983
1984
1990
2002

Most consecutive games without defeat, end of season

- 10 1967
1976
- 8 1963
1968
- 6 1969
1972
1985

Most consecutive home games won

- 18 1968-70
- 10 1989-90
2000-01
- 9 1966-68
1975-77
- 7 1973-74
1974-75
1982-83



Super Bowl XV

Most consecutive home games won, Las Vegas

- 2 2021

Most consecutive home games won, Oakland

- 18 1968-70
- 10 2000-01
- 9 1966-68
1975-77
- 7 1973-74
1974-75

Most consecutive home games won, Los Angeles

- 10 1989-90
- 7 1982-83
- 6 1985
- 5 1983-84
1990-91

Most consecutive home games without defeat

- 18 1968-70
- 10 1966-68
1989-90
2000-01
- 9 1975-77
- 8 1972-73

Most consecutive road games won

- 9 1967-68
1974-75
1976-77
- 6 1983-84
- 5 1986
2000
2016

Most consecutive road games without defeat

9 1967-68
1974-75
1976-77
7 1968-69
6 1983-84
5 1973
1986
2000
2016

Most shutouts won or tied, season

2 1975
1992

GAMES LOST

Most consecutive games lost

19 1961-62
16 2013-14
11 2005-06
2006-07
8 1995-96
7 1987
1991-92

Most consecutive games without victory

19 1961-62
16 2013-14
11 2005-06
2006-07
8 1995-96
7 1987
1991-92

Most games lost, regular season

14 2006
13 1962
2014
12 Nine times; last: 2018

Most consecutive games lost, start of season

13 1962
10 2014
5 1964
2006
4 1992

Most consecutive games lost, end of season

9 2006
6 1961
1995
2005
2013
5 1997

Most consecutive games without a victory, season

13 1962
10 2014
9 2006
7 1987
6 Seven times; last: 2013

Most consecutive games without a victory, start of season

13 1962
10 2014
6 1964
5 2006
4 1992

Most consecutive games without a victory, end of season

9 2006
6 1961
1995
2005
2013

Most consecutive home games lost

11 1961-62
9 2013-14
6 2005-06
5 2006-07
4 Eight times; last: 2020

Most consecutive home games lost, Las Vegas

4 2020
3 2021

Most consecutive home games lost, Oakland

11 1961-62
9 2013-14
6 2005-06
5 2006-07
4 Eight times; last: 2018

Most consecutive home games lost, Los Angeles

3 1986
1987
1988
1991-92

Most consecutive home games without victory

11 1961-62
9 2013-14
6 2005-06
5 2006-07

Most shutouts lost or tied, season

3 1981
2006
2 1961

TIE GAMES

Most tie games, season

2 1964
1970
1971

Most consecutive tie games

2 Oct. 31-Nov. 7, 1971

OFFENSE

SCORING

POINTS

Seasons leading league, scoring

1967 (468 points)
1968 (453 points)
1969 (377 points)

Most consecutive seasons leading league

3 1967-69

Most points, season

479 2000
468 1967
453 1968
450 2002
442 1983

Most points, game

59 at Denver; Oct. 24, 2010 (59-14)
52 vs. Houston Oilers; Dec. 22, 1963 (52-49)
vs. Carolina; Dec. 24, 2000 (52-9)
vs. Tennessee; Sept. 29, 2002 (52-25)
51 vs. Denver; Sept. 10, 1967 (51-0)
vs. San Diego; Oct. 29, 1967 (51-10)
50 vs. Buffalo; Oct. 19, 1969 (50-21)
vs. Atlanta; Oct. 14, 1979 (50-19)

Most points, both teams, game

101 vs. Houston Oilers; Dec. 22, 1963 (52-49 win)
87 vs. Kansas City; Dec. 15, 2013 (31-56 loss)
vs. Cleveland; Sept. 30, 2018 (45-42 OT win)
86 at Boston; Oct. 16, 1964 (43-43 tie)
80 at L.A. Chargers; Nov. 27, 1960 (52-28 loss)
vs. Seattle; Dec. 18, 1988 (43-37 loss)
vs. Kansas City; Nov. 5, 2000 (49-31 win)
at Buffalo; Oct. 6, 2002 (49-31 win)

Fewest points, both teams, game

6 at San Diego; Oct. 5, 1975 (6-0 win)
9 vs. Chicago; Dec. 27, 1987 (6-3 loss)
10 vs. Cleveland; Nov. 18, 1973 (7-3 loss)
12 at Buffalo; Oct. 5, 1963 (12-0 loss)
vs. Denver; Dec. 1, 1980 (9-3 win)
at San Francisco; Nov. 13, 1988 (9-3 win)

Most points, shutout victory

51 vs. Denver; Sept. 10, 1967
45 vs. Tampa Bay; Dec. 19, 1999
42 vs. N.Y. Giants; Nov. 4, 1973

TEAM RECORDS

- 34 at Cincinnati; Nov. 24, 1968
- at San Diego; Sept. 26, 1971
- at Houston Oilers; Oct. 9, 1972

Fewest points, shutout victory

- 6 at San Diego; Oct. 5, 1975 (6-0 win)

Most points overcome to win, game

- 24 vs. San Diego; Nov. 22, 1982 (28-24 win, 24-0 deficit)
- at Denver; Sept. 26, 1988 (30-27 win, 24-0 deficit)

Most points, each half

First:

- 38 at Denver; Oct. 24, 2010
- 31 vs. Tennessee; Sept. 29, 2002
- 30 at San Diego; Oct. 25, 2015
- 28 at Cincinnati; Nov. 24, 1991
- at Kansas City; Jan. 2, 2000 (OT)
- vs. Kansas City; Nov. 5, 2000
- vs. Cleveland; Sept. 24, 2000
- vs. Seattle; Sept. 8, 2002

Second:

- 31 vs. Philadelphia; Sept. 24, 1995
- at Indianapolis; Sept. 10, 2000
- vs. Cleveland; Sept. 30, 2018 (OT)
- 29 vs. Buffalo; Dec. 4, 2016
- 28 vs. Tampa Bay; Dec. 19, 1999
- at San Francisco; Oct. 8, 2000
- vs. Carolina; Dec. 24, 2000
- at Buffalo; Oct. 6, 2002
- vs. Houston; Oct. 23, 2022

Most points, one quarter

- 24 at Indianapolis (third qtr.); Sept. 10, 2000
- at Denver (first qtr.); Oct. 24, 2010
- 22 at New Orleans (fourth qtr.); Sept. 11, 2016
- vs. Tampa Bay (fourth qtr.); Nov. 4, 2012
- 21 21 times; last: at KC (second qtr.); Oct. 11, 2020

Most points, each quarter

First:

- 24 at Denver; Oct. 24, 2010

Second:

- 21 8 times; last: at KC; Oct. 11, 2020

Third:

- 24 at Indianapolis; Sept. 10, 2000

Fourth:

- 22 at New Orleans; Sept. 11, 2016
- vs. Tampa Bay; Nov. 4, 2012

Most consecutive games scoring

- 216 Sept. 18, 1966 -- Sept. 20, 1981

TOUCHDOWNS

Seasons leading league, overall touchdowns

- 1967 (58)
- 1968 (55)
- 1969 (45)

Most consecutive seasons leading league, overall TDs

- 3 1967-69

Most overall touchdowns, season

- 58 1967
- 2000
- 55 1968
- 54 1983
- 53 2002
- 48 Three times; last: 2020

Fewest overall touchdowns, season

- 16 2006
- 17 2009
- 27 1962
- 2008
- 28 2012
- 2014

Most overall touchdowns, game

- 8 at Denver; Oct. 24, 2010
- 7 vs. N.Y. Jets; Oct. 20, 1963
- vs. Houston Oilers; Dec. 22, 1963
- vs. Denver; Sept. 10, 1967
- vs. San Diego; Oct. 29, 1967
- vs. New Orleans; Nov. 9, 1975
- vs. Tampa Bay; Nov. 28, 1976
- vs. Kansas City; Nov. 5, 2000
- vs. Carolina; Dec. 24, 2000

- vs. Tennessee; Sept. 29, 2002
- at Buffalo; Oct. 6, 2002

Most overall touchdowns, both teams, game

- 14 HouO. (7) at Oak. (7); Dec. 22, 1963

Most consecutive games, scoring TD

- 97 Sept. 18, 1966 -- Sept. 16, 1973

POINTS AFTER TOUCHDOWN

Most (one-point) PAT, season

- 56 1967
- 2000
- 54 1968
- 51 1983
- 50 2002

Fewest (one-point) PAT, season

- 16 2006
- 17 2009
- 20 1962
- 24 1961
- 25 2008
- 2012

Most (one-point) PAT, game

- 8 at Denver; Oct. 24, 2010
- 7 vs. N.Y. Jets; Oct. 20, 1963
- vs. Houston Oilers; Dec. 22, 1963
- vs. San Diego; Oct. 29, 1967
- vs. Tampa Bay; Nov. 28, 1976
- vs. Kansas City; Nov. 5, 2000
- vs. Carolina; Dec. 24, 2000
- vs. Tennessee; Sept. 29, 2002
- at Buffalo; Oct. 6, 2002

Most (one-point) PAT, both teams, game

- 14 HouO. (7) at Oak. (7); Dec. 22, 1963
- 12 KC (8) at Oak. (4); Dec. 15, 2013

Most two-point conversions, season

- 5 2016
- 2 1960
- 1961
- 1962
- 1997
- 2002
- 2007
- 2012
- 2017

Most two-point conversions, game

- 2 vs. San Diego; Sept. 30, 1962
- at New Orleans; Sept. 11, 2016

Most two-point conversions, both teams, game

- 4 vs. Cleveland; Oak. (1) vs. Cle. (3); Sept. 30, 2018
- 2 Seven times; last: Oak. (2) at NO (0); Sept. 11, 2016

FIELD GOALS

Seasons leading league, field goals

- 1964 (15)
- 1993 (35)
- 2010 (33)
- 2021 (40)

Most field goals attempted, season

- 44 1993
- 43 2021
- 41 2010
- 38 1999
- 37 1969
- 1980
- 2022

Fewest field goals attempted, season

- 16 1982
- 17 1974
- 19 1963
- 1976
- 20 1978
- 1990

Most field goals attempted, game

- 6 at San Diego; Sept. 14, 1980 (OT)
- vs. Phoenix; Dec. 10, 1989
- at San Diego; Oct. 29, 2000
- at Chicago; Oct. 5, 2003

at Arizona; Sept. 26, 2010
vs. Chicago; Nov. 27, 2011
vs. Kansas City; Dec. 16, 2012
vs. Tennessee; Nov. 24, 2013

Most field goals attempted, both teams, game

9 Pit. (5) at Oak. (4); Nov. 11, 1973
LARai. (5) at Cin. (4); Nov. 28, 1993
Oak. (6) at Chi. (3); Oct. 5, 2003
Ten. (3) at Oak. (6); Nov. 24, 2013

Most field goals, season

40 2021
35 1993
34 2022
33 2010
2020
31 2011
2012

Fewest field goals, season

6 1960
8 1963
1976
9 1962
10 1982

Most field goals, game

6 vs. Chicago; Nov. 27, 2011
5 vs. Denver; Dec. 11, 1994
at San Diego; Oct. 29, 2000
at Chicago; Oct. 5, 2003
at Minnesota; Nov. 18, 2007
vs. Kansas City; Dec. 16, 2012
vs. Dallas; Nov. 25, 2021
vs. LA Chargers; Jan. 9, 2022

Most field goals, both teams, game

8 Oak. (5) at Chi. (3); Oct. 5, 2003
Chi. (2) at Oak. (6); Nov. 27, 2011
Mia. (4) at LV (4); Dec. 26, 2020

Most consecutive field goals made

41 Nov. 7, 2021-Nov. 20, 2022
29 Nov. 1, 2021-Oct. 4, 2021
23 Nov. 21, 2021-Present
20 Nov. 16, 2008-Nov. 15, 2009
19 Dec. 24, 2011-Oct. 21, 2012
17 Oct. 16, 1994-Oct. 8, 1995
Nov. 11, 2018-Sept. 15, 2019
16 Dec. 6, 2009-Nov. 28, 2010
15 Dec. 30, 1990-Dec. 8, 1991
Dec. 18, 2011-Dec. 2, 2012

SAFETIES

Most safeties, season

3 1981
2 10 times; last: 2015

Most safeties, game

2 vs. San Diego; Oct. 26, 1975
1 44 times; last: vs. Mia.; Sept. 26, 2021

Most safeties, both teams, game

2 SD (0) at Oak. (2); Oct. 26, 1975

FIRST DOWNS

Seasons leading league, first downs

1968 (287)
1970 (270)
1972 (297)
1977 (305)
2002 (366)

Most first downs, season

366 2002
359 2020
356 1983
349 2021
343 2022
337 2000
334 2016

Fewest first downs, season

175 1982
187 1962
200 1961
225 1965
2008

Most first downs, rushing, season

159 1975
156 1977
145 1972
143 1983
137 1976

Fewest first downs, rushing, season

56 2014
63 1964
65 1961
1982
70 1966

Most first downs, passing, season

226 2002
217 2021
206 2020
200 2012
198 2016



2002 AFC Championship Game

Fewest first downs, passing, season

95 1982
100 1962
110 1971
116 1961
122 1972

Most first downs, penalty, season

38 2016
37 2021
36 1996
35 1987
34 2010

Fewest first downs, penalty, season

12 1966
15 1962
1982
1990
2008

NET YARDS GAINED

Seasons leading league, yards gained

1968 (5,696)
1970 (4,829)
2002 (6,237)

Most yards gained, season

6,237 2002
6,184 2021
6,133 2020
6,072 2011
5,993 2022
5,973 2016

Fewest yards gained, season

2,955 1982
3,285 1961
3,687 1962
3,939 2006
3,998 1965

TEAM RECORDS

Most yards gained, game

626	vs. Denver; Oct. 25, 1964 at Tampa Bay; Oct. 30, 2016
604	at Cincinnati; Nov. 24, 1968
576	at Seattle; Nov. 27, 2022
565	vs. Cleveland; Sept. 30, 2018 (OT)
560	vs. Philadelphia; Nov. 3, 2013
553	vs. San Diego; Sept. 22, 1996

Fewest yards gained, game

58	vs. San Diego; Oct. 22, 1961
77	vs. Atlanta; Nov. 2, 2008
93	at Kansas City; Dec. 7, 1997
98	vs. Pittsburgh; Oct. 29, 2006
99	at Houston Oilers; Sept. 9, 1961

Most yards gained, both teams, game

1,139	Oak. (626) at TB (513); Oct. 30, 2016
1,102	Phi. (542) at Oak. (560); Nov. 3, 2013
1,052	Cle. (487) at Oak. (565); Sept. 30, 2018 (OT)
1,047	LARai. (454) at SD (593); Nov. 10, 1985
1,037	Oak. (440) at Pit. (597); Nov. 8, 2015
1,008	HouO. (468) at Oak. (540); Dec. 22, 1963

Fewest yards gained, both teams, game

262	Oak. (160) at Den. (102); Nov. 20, 1966
347	Oak. (286) at KC (61); Nov. 8, 1963
	Sea. (159) at LARai. (188); Nov. 15, 1992
354	SD (195) at Oak. (159); Oct. 11, 1998
357	Oak. (264) at SD (93); Oct. 5, 1975

Most consecutive games, 400-or-more yards gained

8	Dec. 6, 2020-Sept. 26, 2021
5	Oct. 27-Nov. 24, 1968
4	Nov. 23-Dec. 17, 1967
	Nov. 9-30, 1975
	Sept. 8-Oct. 6, 2002
3	Oct. 10-25, 1964
	Oct. 22-Nov. 4, 1973
	Nov. 30-Dec. 13, 1987
	Nov. 4-18, 2012
	Oct. 25-Nov. 8, 2015
	Oct. 17, 2022-Nov. 7, 2021
	Nov. 20-Dec. 4, 2022

Most consecutive games, 300-or-more yards gained

15	Dec. 1, 2019-Nov. 22, 2020
14	Oct. 16, 2011-Sept. 23, 2012
11	Oct. 16, 1983-Sept. 2, 1984
10	Dec. 22, 2001-Oct. 27, 2002
	Dec. 20, 2021-Oct. 23, 2022
9	Sept. 30-Dec. 2, 2001
8	Oct. 22-Dec. 17, 1967
	Oct. 24, 1976-Sept. 18, 1977
	Nov. 18, 1979-Sept. 21, 1980
	Oct. 18-Dec. 7, 1981
	Sept. 9-Nov. 3, 2019
	Dec. 6, 2020-Sept. 26, 2021

RUSHING

ATTEMPTS

Most rushing attempts, season

681	1977
643	1975
577	1978
561	1974
557	1976

Fewest rushing attempts, season

292	1982
327	2004
331	1964
337	2014
350	1961

Most rushing attempts, game

64	vs. Buffalo; Nov. 28, 1977
62	vs. Atlanta; Nov. 30, 1975 (OT)
61	vs. Kansas City; Dec. 8, 1973
60	vs. Kansas City; Dec. 28, 2002
59	vs. San Diego; Sept. 18, 1977

Fewest rushing attempts, game

7	at Buffalo; Oct. 5, 1963
---	--------------------------

9 vs. Kansas City; Dec. 5, 2004

10	vs. Boston; Dec. 9, 1961
	vs. Boston; Sept. 22, 1963
	at Tennessee; Sept. 7, 2003

Most rushing attempts, both teams, game

105	Atl. (43) at Oak. (62); Nov. 30, 1975 (OT)
88	Oak. (30) at SD (58); Nov. 20, 1977
85	Oak. (58) at GB (27); Sept. 17, 1978
	HouO. (52) at Oak. (33); Oct. 8, 1978
83	Five times; last: Den. (46) at LARai. (37); Oct. 28, 1984 (OT)

Fewest rushing attempts, both teams, game

35	Oak. (17) at Pit. (18); Sept. 15, 2002
36	Oak. (14) at Den. (22); Nov. 11, 2002
37	Ten. (16) at Oak. (21); Sept. 29, 2002
38	Oak. (10) at Ten. (28); Sept. 7, 2003
40	Three times; last: SD (20) at Oak. (20); Sept. 10, 2012

YARDS GAINED

Most yards, rushing, season

2,627	1977
2,573	1975
2,510	1973
2,494	2010
2,470	2000

Fewest yards, rushing, season

1,080	1982
1,234	1961
1,240	2014
1,295	2004
1,369	2005

Most yards, rushing, game

356	at Seattle; Nov. 30, 1987
348	at Green Bay; Sept. 17, 1978
328	at Denver; Oct. 24, 2010
309	vs. Cincinnati; Dec. 7, 1969
307	vs. Buffalo; Nov. 28, 1977
300	at Kansas City; Sept. 14, 2008

Fewest yards, rushing, game

2	vs. San Diego; Oct. 22, 1961
8	vs. Kansas City; Dec. 3, 1995
13	vs. San Diego; Oct. 5, 1997
16	at Miami; Sept. 2, 1966
	vs. Miami; Nov. 28, 2010

Most yards, rushing, both teams, game

440	Oak. (299) at Mia. (141); Sept. 30, 2007
436	Atl. (150) at Oak. (286); Nov. 30, 1975 (OT)
	Oak. (194) at KC (242); Oct. 3, 1977
435	NYJ (316) at Oak. (119); Oct. 25, 2009
434	Cin. (169) at Oak. (265); Oct. 27, 1968

Fewest yards, rushing, both teams, game

61	Oak. (27) at Den. (34); Dec. 13, 2015
77	SD (32) at Oak. (45); Sept. 10, 2012
91	NO (59) at Oak. (32); Nov. 9, 1997
95	Oak. (46) at SD (49); Dec. 26, 1999
104	Oak. (77) at Den. (27); Nov. 11, 2002
	Oak. (83) at Phi. (21); Sept. 25, 2005

AVERAGE GAIN

Highest average gain, rushing, season

4.95	2010 (504-2,494)
4.80	2022 (428-2,059)
4.77	1996 (456-2,174)
4.75	2000 (520-2,470)
4.63	1960 (444-2,056)
4.63	1987 (475-2,197)

Lowest average gain, rushing, season

3.29	1993 (433-1,425)
3.53	1961 (350-1,234)
3.53	1994 (428-1,512)
3.59	1979 (491-1,763)
3.66	1984 (516-1,886)

TOUCHDOWNS

Most touchdowns, rushing, season

28	1975
23	1960
	2000
21	2002
20	1972
	1977
	1990
	2020

Fewest touchdowns, rushing, season

4	1969
	2012
	2014
5	2006
6	1986
	1998

Most touchdowns, rushing, game

5	at Indianapolis; Sept. 10, 2000
	at Denver; Oct. 24, 2010
4	14 times; last: vs. Den; Nov. 15, 2020

Most touchdowns, rushing, both teams, game

6	Oak. (2) at LACha. (4); Nov. 27, 1960
	Cin. (3) at Oak. (3); Oct. 20, 1974
	Oak. (3) at Mia. (3); Sept. 22, 1975
	Oak. (5) at Ind. (1); Sept. 10, 2000
5	33 times; last: LV (3) at Car. (2); Sept. 13, 2020

PASSING

ATTEMPTS

Most passes attempted, season

629	2012
	2014
628	2021
619	2002
605	2015
596	2016

Fewest passes attempted, season

267	1982
324	1977
335	1974
336	1990
348	1971

Most passes attempted, game

65	at Pittsburgh; Sept. 15, 2002 (43 comp.)
62	vs. Tampa Bay; Nov. 4, 2012 (40 comp.)
60	vs. Kansas City; Oct. 5, 1980 (26 comp.)
59	vs. Cleveland; Sept. 20, 1992 (33 comp.)
	at Tampa Bay; Oct. 30, 2016 (40 comp.)
58	vs. Cleveland; Sept. 30, 2018 (35 comp.) (OT)

Fewest passes attempted, game


9	at Kansas City; Dec. 8, 1974 (3 comp.)
10	vs. Miami; Sept. 23, 1973 (7 comp.)
10	at Cincinnati; Nov. 24, 1991 (4 comp.)
11	at San Francisco; Oct. 27, 1974 (6 comp.)
12	Five times; last: at Den.; Nov. 23, 2008 (11 comp.)

Most passes attempted, both teams, game

99	Oak. (65) at Pit. (34); Sept. 15, 2002
	Cle. (41) at Oak. (58); Sept. 30, 2018 (OT)
98	Ten. (61) at Oak. (37); Dec. 19, 2004
94	Was. (63) at LARai. (31); Oct. 29, 1989
	Oak. (45) at Den. (49); Oct. 16, 1995
	Oak. (42) at Phi. (52); Sept. 25, 2005
	Oak. (44) at Pit. (50); Nov. 8, 2015

Fewest passes attempted, both teams, game

26	KC (6) at Oak. (20); Dec. 13, 1969
29	Oak. (16) at SD (13); Nov. 20, 1977
30	Oak. (27) at KC (3); Oct. 20, 1968
	SD (11) at Oak. (19); Sept. 11, 2006
31	KC (12) at Oak. (19); Dec. 12, 1970
	Oak. (18) at KC (13); Sept. 30, 1973



QB Jim Plunkett

COMPLETIONS

Most passes completed, season

429	2021
418	2002
382	2018
379	2016
376	2012

Fewest passes completed, season

154	1982
174	1971
175	1962
183	1990
184	1977

Most passes completed, game

43	at Pittsburgh; Sept. 15, 2002 (65 att.)
40	vs. Tampa Bay; Nov. 4, 2012 (62 att.)
	at Tampa Bay; Oct. 30, 2016 (59 att.)
35	at Denver; Dec. 30, 2001 (49 att.)
	vs. San Diego; Oct. 20, 2002 (45 att.) (OT)
	at Kansas City; Oct. 27, 2002 (55 att.)
	vs. Cleveland; Sept. 30, 2018 (58 att.) (OT)

Fewest passes completed, game

3	at Kansas City; Dec. 8, 1974 (9 att.)
4	at Cincinnati; Nov. 24, 1991 (10 att.)
5	at Pittsburgh; Sept. 29, 1974 (12 att.)
	at San Diego; Nov. 20, 1977 (16 att.)
	at Seattle; Dec. 16, 2000 (17 att.)
	vs. Pittsburgh; Oct. 29, 2006 (14 att.)
	at Miami; Sept. 30, 2007 (12 att.)

Most passes completed, both teams, game

68	Oak. (34) at Den. (34); Nov. 11, 2002
63	Oak. (30) vs. Den. (33); Nov. 9, 2014
62	Oak. (30) vs. Bal. (32); Sept. 20, 2015
	Oak. (24) at SD (38); Oct. 25, 2015
61	Oak. (43) at Pit. (18); Sept. 15, 2002
	Ten. (40) at Oak. (21); Dec. 19, 2004
	Ten. (32) at Oak. (29); Sept. 29, 2002
	Det. (29) at Oak. (32); Dec. 18, 2011
60	Oak. (34) vs. Atl. (26); Sept. 18, 2016
	Pit. (36) at Oak. (24); Sept. 23, 2012

Fewest passes completed, both teams, game

10	Oak. (5) at SD (5); Nov. 20, 1977
12	Oak. (9) at Buf. (3); Oct. 20, 1962
	Oak. (8) at Cin. (4); Oct. 19, 1975
13	Den. (2) at Oak. (11); Sept. 10, 1967
	KC (2) at Oak. (11); Dec. 13, 1969
	Oak. (8) at GB (5); Sept. 24, 1972
	Oak. (10) at SD (3); Oct. 5, 1975

YARDS GAINED, PASSING

Seasons leading league, passing yards

1969	(3,271)
2002	(4,475)

Most gross yards, passing, season

4,808	2021
4,689	2002
4,383	2020
4,292	2012
4,182	2022
4,137	2016

TEAM RECORDS

Most net yards, passing, season

4,567 2021
4,475 2002
4,217 2020
4,084 2012
4,051 2016

Fewest net yards, passing, season

1,875 1982
2,051 1961
2,109 1977
2,128 1971
2,263 1973



QB Ken Stabler

Most net yards, passing, game

498 at Tampa Bay; Oct. 30, 2016
469 vs. Kansas City; Nov. 3, 1968
427 vs. Denver; Oct. 25, 1964
426 vs. Cleveland; Sept. 30, 2018 (OT)
417 vs. San Diego; Jan. 1, 2012
vs. Kansas City; Oct. 19, 2017

Fewest net yards, passing, game

0 at San Diego; Dec. 28, 2003
10 vs. Atlanta; Nov. 2, 2008
12 at Kansas City; Dec. 8, 1974
17 vs. Pittsburgh; Oct. 29, 2006
19 at Cincinnati; Nov. 24, 1991

Most net yards, passing, both teams, game

824 Ten. (466) at Oak. (358); Dec. 19, 2004
764 Phi. (414) at Oak. (350); Nov. 3, 2013
761 Ten. (387) at Oak. (374); Sept. 29, 2002
752 Oak. (353) at Buf. (399); Oct. 6, 2002
748 KC (331) at Oak. (417); Oct. 19, 2017
LV (373) at Dal. (375); Nov. 25, 2021

Fewest net yards, passing, both teams, game

50 Oak. (72) at SD (-22); Oct. 5, 1975
74 Oak. (0) at SD (74); Dec. 28, 2003
77 Oak. (30) at SD (47); Nov. 20, 1977
101 Oak. (123) at KC (-22); Nov. 8, 1963
109 NYT (77) at Oak. (32); Oct. 29, 1961

TIMES SACKED

Most times sacked, season

72 2006
67 1998
64 1986
58 1963
1997

Fewest times sacked, season

12 1969
18 2016
19 1970
23 1982
24 1971
1972
1974
2017

Most times sacked, game

11 vs. Boston; Sept. 22, 1963
at Seattle; Dec. 8, 1986

10 at Kansas City; Sept. 6, 1998
9 Eight times; last: at KC; Oct. 13, 2013

Most times sacked, both teams, game

17 Phi. (11) at LARai.; Nov. 30, 1986 (OT)
16 BosP. (5) at Oak. (11); Sept. 22, 1963
Oak. (5) at Buf. (11); Oct. 15, 1967
14 NYJ (10) at LARai. (4); Sept. 8, 1985
13 Four times; last: GB (8) at LARai. (5); Nov. 11, 1990

Fewest yards lost by sack/attempting to pass, season

86 2016
104 1969
124 2000
130 2017
155 2001

COMPLETION PERCENTAGE

Seasons leading league, completion percentage

1976 (64.3)

Highest completion percentage, season

70.2 2019 (367-523)
68.7 2018 (383-553)
68.3 2021 (429-628)
67.5 2002 (418-619)
67.0 2020 (369-551)

Lowest completion percentage, season

39.2 1962 (175-446)
43.2 1963 (191-442)
44.2 1988 (219-496)
45.2 1965 (195-431)
47.1 1966 (212-450)

TOUCHDOWNS, PASSING

Most touchdowns, passing, season

36 1969
34 2015
33 1967
1976
31 1963
1968
1983

Fewest touchdowns, passing, season

7 2006
9 2003
10 2009
11 1962
13 2008

Most touchdowns, passing, game

6 vs. Houston Oilers; Dec. 22, 1963
vs. Buffalo; Oct. 19, 1969
5 Eight times; last: vs. Tennessee; Dec. 19, 2004

Most touchdowns, passing, both teams, game

11 HouO. (5) at Oak. (6); Dec. 22, 1963
9 Buf. (3) at Oak. (6); Oct. 19, 1969
SD (4) at Oak. (5); Sept. 22, 1996
Ten. (4) at Oak. (5); Dec. 19, 2004
8 Oak. (4) at BosP. (4); Oct. 16, 1964
SD (7) at Oak. (1); Nov. 22, 1981
LARai. (5) at SD (3); Oct. 21, 1984

PASSES HAD INTERCEPTED

Most passes had intercepted, season

33 1964
31 1978
29 1962
28 1960
1961
1975
1981
1984

Fewest passes had intercepted, season

7 2016
8 2019
9 2001
10 1990
1997
2002

2018
2020
Most passes had intercepted, game
7 vs. Denver; Oct. 16, 1977
6 at San Diego; Nov. 1, 1964
vs. Baltimore Colts.; Nov. 28, 1971
vs. Miami; Dec. 6, 1998
vs. Kansas City; Oct. 23, 2011
Most passes had intercepted, both teams, game
9 Oak. (4) at NYJ (5); Sept. 28, 1963
Oak. (6) at SD (3); Nov. 1, 1964
Oak. (4) at Mia. (5); Sept. 2, 1966
Oak. (4) at Cle. (5); Oct. 6, 1974
8 10 times; last: KC (2) at Oak. (6); Oct. 23, 2011

SPECIAL TEAMS/MISC.

PUNTING

Most punts, season
109 2014
98 1981
1998
96 2003
2009
93 1997
Fewest punts, season
44 2020
47 1982
55 1972
59 1964
1977
2002
2022
Most punts, game
16 vs. San Diego; Oct. 11, 1998
11 Seven times; last: at Kansas City; Dec. 14, 2014
Fewest punts, game
0 at Denver; Nov. 19, 1972
at Kansas City; Oct. 3, 1977
vs. Seattle; Dec. 16, 1979
vs. Philadelphia; Sept. 24, 1995
vs. Seattle; Dec. 5, 1999
Most punts, both teams, game
27 SD (11) at Oak. (16); Oct. 11, 1998
21 Cle. (10) at Oak. (11); Nov. 18, 1973
20 Car. (9) at Oak. (11); Nov. 9, 2008
Oak. (11) at Hou. (9); Nov. 17, 2013
19 Five times; last: Oak. (9) at SD (10); Dec. 28, 2003
Fewest punts, both teams, game
1 Sea. (1) at Oak. (0); Dec. 5, 1999
SD (0) at Oak. (1); Jan. 1, 2012
2 Five times; last: Oak. (2) at Cin. (0); Dec. 10, 2006

AVERAGE YARDAGE

Highest gross average, punting, season
51.1 2009 (96-4,909)
50.8 2011 (78-3,960)
50.0 2021 (64-3,202)
49.1 2007 (73-3,585)
48.9 2022 (59-2,884)
48.8 2008 (90-4,391)
Lowest gross average, punting, season
36.9 1972 (55-2,031)
37.3 1990 (62-2,315)
37.4 1962 (83-3,106)
38.9 1960 (76-2,958)
39.0 1961 (75-2,928)

PUNT RETURNS

Most punt returns, season
71 1985
67 1984
58 1975

1983
1986
56 1986
Fewest punt returns, season
15 1961
23 2020
24 1972
2004
25 2013
2018
26 1960
Most punt returns, game
9 vs. Denver; Sept. 10, 1967
at Detroit; Dec. 10, 1984
8 Five times; last: vs. Chicago; Nov. 11, 2007
Most punt returns, both teams, game
16 SD (8) at Oak. (8); Oct. 11, 1998
15 Cle. (7) at LARai. (8); Nov. 16, 1986
14 Chi. (6) at Oak. (8); Nov. 11, 2007
Car. (7) at Oak. (7); Nov. 9, 2008
12 Four times; last: KC (9) at Oak. (3); Nov. 15, 2009

FAIR CATCHES

Most fair catches, season
32 2001
28 1969
26 1967
2002
24 1996
Most fair catches, game
5 vs. Atlanta; Nov. 26, 2000
vs. San Diego; Oct. 20, 2002 (OT)

YARDS GAINED

Most yards, punt returns, season
785 1985
688 1975
667 1984
666 1968
1983
Fewest yards, punt returns, season
66 1972
117 1961
132 2004
151 1960
155 2017
156 2022
Most yards, punt returns, game
225 at Buffalo; Sept. 15, 1968 (7 ret.)
157 vs. Tennessee; Sept. 29, 2002 (2 ret.)
152 at Detroit; Dec. 10, 1984 (9 ret.)
143 vs. Denver; Sept. 10, 1967 (9 ret.)
142 vs. San Diego; Oct. 29, 1967 (6 ret.)
Most yards, punt returns, both teams, game
244 Oak. (225) at Buf. (19); Sept. 15, 1968
207 Oak. (112) at Buf. (95); Dec. 13, 1998
198 Sea. (65) at Oak. (133); Nov. 15, 1998
196 Phi. (99) at LARai. (97); Nov. 30, 1986 (OT)
187 LARai. (152) at Det. (35); Dec. 10, 1984

AVERAGE YARDS RETURNING PUNTS

Highest average, punt returns, season
13.5 1964 (33-447)
13.0 2008 (44-570)
12.9 2003 (38-492)
12.6 1967 (51-642)
12.2 1994 (40-487)
Lowest average, punt returns, season
2.8 1972 (24-66)
4.9 2009 (36-177)
5.1 1979 (35-179)
2012 (34-173)
5.5 2004 (24-132)
5.5 2007 (38-209)

TEAM RECORDS

TOUCHDOWNS RETURNING PUNTS

Most touchdowns, punt returns, season

3 2008
2 1963
1968
1998
2002
2003

Most touchdowns, punt returns, game

2 vs. Tennessee; Sept. 29, 2002
1 23 times; last: vs. Den.; Dec. 24, 2018

Most touchdowns, punt returns, both teams, game

2 Phi. (1) at LARai. (1); Nov. 30, 1986 (OT)
Sea. (1) at Oak. (1); Nov. 15, 1998
Ten. (0) at Oak. (2); Sept. 29, 2002

KICKOFF RETURNS

Most kickoff returns, season

83 2004
81 1997
80 2005
78 2007
2008

Fewest kickoff returns, season

22 2020
26 2016
29 2018
32 2022
34 2017
35 2019
2021

Most kickoff returns, game

10 at Seattle; Oct. 26, 1997
9 vs. San Diego; Nov. 22, 1981
vs. Seattle; Dec. 18, 1988
8 17 times; last: vs. Mia.; Nov. 28, 2010

Most kickoff returns, both teams, game

18 HouO. (10) at Oak. (8); Dec. 22, 1963
17 Sea. (8) at LARai. (9); Dec. 18, 1988
Oak. (10) at Sea. (7); Oct. 26, 1997
15 Oak. (6) at BosP. (9); Oct. 16, 1964 (OT)
Den. (8) at Oak. (7); Dec. 19, 2010

YARDS GAINED

Most yards, kickoff returns, season

1,832 2005
1,811 2006
1,777 2008
1,700 2004
1,699 1997

Fewest yards, kickoff returns, season

418 2020
534 2016
663 2018
668 2022
694 2021
738 2017

Most yards, kickoff returns, game

223 at Seattle; Oct. 26, 1997 (10 ret.)
222 vs. Green Bay; Nov. 11, 1990 (8 ret.)
220 at Seattle; Nov. 11, 2001 (7 ret.)
215 vs. Miami; Nov. 28, 2010 (8 ret.)
206 at Baltimore; Sept. 17, 2006 (7 ret.)

Most yards, kickoff returns, both teams, game

388 Oak. (223) at Sea. (165); Oct. 26, 1997
384 HouO. (269) at Oak. (115); Dec. 22, 1963
369 Oak. (206) at Bal. (163); Sept. 17, 2006
362 SD (269) at Oak. (93); Nov. 18, 2001
353 Sea. (198) at LARai. (155); Dec. 18, 1988

AVERAGE YARDAGE

Highest average, kickoff returns, season

26.0 1975 (51-1,324)
25.0 1964 (61-1,525)
24.8 2006 (73-1,811)

24.0 1973 (39-937)
23.9 1960 (63-1,504)
2000 (37-1,336)
2015 (53-1,268)

Lowest average, kickoff returns, season

17.3 1992 (43-744)
17.8 1991 (52-928)
18.2 2009 (66-1,199)
18.6 1977 (49-909)
1989 (54-1,002)

TOUCHDOWNS

Most touchdowns, kickoff returns, season

3 2010
2 1980
2008

Most touchdowns, kickoff returns, game

1 18 times; last: vs. Cle.; Oct. 16, 2011

Most TD, kickoff returns, both teams, game

2 NE (1) at Oak. (1); Dec. 14, 2008
1 33 times; last: Min. (1) at Oak. (0); Nov. 15, 2015

FUMBLES

Most fumbles, season

46 1983
42 1981
1984
2007

Fewest fumbles, season

41 1960
16 1965
2011
17 1969
2016
2022
18 2000
19 1963
1967

Most fumbles, game

9 vs. Seattle; Dec. 22, 1996
7 vs. Denver; Oct. 4, 1981
at Detroit; Dec. 10, 1984
at Kansas City; Sept. 6, 1998
6 Nine times; last: vs. KC; Dec. 26, 1998

Most fumbles, both teams, game

11 SF (5) at Oak. (6); Nov. 4, 1979
Phi. (6) at LARai. (5); Nov. 30, 1986 (OT)
Was. (8) at LARai. (3); Oct. 29, 1989
10 HouO. (7) at Oak. (3); Sept. 11, 1960
Den. (4) at LARai. (6); Oct. 28, 1984 (OT)
Sea. (1) at Oak. (9); Dec. 22, 1996

FUMBLES LOST

Most fumbles lost, season

25 1983
24 1986
22 2006
21 1968
20 Five times; last: 1984

Fewest fumbles lost, season

4 2022
7 1969
2011
2016
9 Seven times; last: 2019

Most fumbles lost, game

6 vs. Seattle; Dec. 22, 1996
5 Five times; last: vs. Chicago; Sept. 26, 1999

Most fumbles lost, both teams, game

8 SF (4) at Oak. (4); Nov. 4, 1979
7 Seven times; last: Chi. (2) at Oak. (5); Sept. 26, 1999

FUMBLES RECOVERED

Most opponent fumbles recovered, season

22 1979
21 1977
1995
19 1981
18 1989

Fewest opponent fumbles recovered, season

- 3 2018
- 5 2006
- 2014
- 2020
- 6 1975
- 2019

Most opponent fumbles recovered, game

- 4 at Seattle; Nov. 1, 1998
- at Pittsburgh; Sept. 15, 2002
- at Minnesota; Nov. 18, 2007
- 3 Nine times; last: vs. SD; Oct. 10, 2010

TOUCHDOWNS

Most TD, opponent fumble recoveries, season

- 5 1978
- 3 1980
- 1995
- 2 14 times; last: 2022

Most TD, opponent fumble recoveries, game

- 2 vs. Buffalo; Dec. 24, 1967
- vs. Philadelphia; Sept. 24, 1995
- 1 55 times; last: vs. NE.; Dec. 18, 2022

Most TD, opponent fumble recoveries, both teams, game

- 3 Buf. (1) at Oak. (2); Dec. 24, 1967
- Phi. (1) at Oak. (2); Sept. 24, 1995
- 2 Min. (1) at Oak. (1); Dec. 11, 1977
- KC (2) at Oak. (0); Oct. 5, 1980
- LARai. (1) at NE (1); Sept. 29, 1985
- Hou. (1) at Oak. (1); Dec. 3, 2006
- Oak. (1) at Den. (1); Dec. 28, 2014

TURNOVERS

Most turnovers, season

- 51 1964
- 49 1962
- 1983
- 1986
- 48 1975
- 1981
- 1984

Fewest turnovers, season

- 14 2016
- 17 2019
- 19 2002
- 20 2000
- 21 2022
- 23 2005
- 2008
- 24 1982
- 1990
- 1997
- 2015
- 2018
- 2021

Most turnovers, game

- 9 vs. San Francisco; Dec. 20, 1970
- 8 vs. Denver; Oct. 16, 1977
- vs. Kansas City; Oct. 5, 1980
- at Seattle; Oct. 16, 1983
- 7 Nine times; last: vs. KC.; Dec. 15, 2013

Most turnovers, both teams, game

- 14 Oak. (4) at HouO. (10); Sept. 7, 1963
- 12 BosP. (7) at Oak. (5); Oct. 16, 1960
- Oak. (6) at NYT (6); Nov. 11, 1961
- Den. (5) at Oak. (7); Oct. 14, 1962
- Oak. (6) at NYJ (6); Sept. 28, 1963
- Was. (8) at LARai. (4); Oct. 29, 1989

PENALTIES

Seasons leading league, fewest penalties (None)

Seasons leading league, most penalties

- 1963 (93)
- 1966 (80)
- 1968 (81)

- 1969 (100)
- 1975 (101)
- 1982 (86)
- 1984 (143)
- 1991 (117)
- 1993 (148)
- 1994 (156)
- 1995 (134)
- 1996 (156)
- 2016 (147)

Fewest penalties, season

- 53 1961
- 69 1962
- 1965
- 71 1960
- 1967

Most penalties, season

- 163 2011
- 156 1994
- 1996
- 148 1993
- 2010

Fewest penalties, game

- 0 at Boston; Oct. 26, 1962
- at Kansas City; Oct. 20, 1968
- vs. Denver; Dec. 19, 1971
- at San Diego; Dec. 4, 2005
- 1 12 times; last: vs. Sea.; Dec. 5, 1999

Most penalties, game

- 23 at Tampa Bay; Oct. 30, 2016
- 20 at Denver; Dec. 15, 1996
- 19 at Cleveland; Oct. 12, 2003
- 17 at Houston Oilers; Sept. 7, 1963
- at San Diego; Nov. 15, 1987
- at San Diego; Dec. 5, 1994
- at Tennessee; Sept. 7, 2003

Fewest penalties, both teams, game

- 1 Oak. (0) at SD (1); Dec. 4, 2005
- 2 Oak. (0) at BosP. (2); Oct. 26, 1962
- Oak. (0) at KC (2); Oct. 20, 1968
- Den. (2) at Oak. (0); Dec. 19, 1971
- Oak. (2) at KC (0); Dec. 8, 1974
- Sea. (1) at Oak. (1); Dec. 5, 1999

Most penalties, both teams, game

- 31 NYG (15) at Oak. (16); Sept. 13, 1998
- 30 Oak. (20) at Den. (10); Dec. 15, 1996
- 29 Oak. (23) at TB (6); Oct. 30, 2016
- 28 Oak. (17) at Ten. (11); Sept. 7, 2003
- 27 KC (12) at Oak. (15); Nov. 7, 2010 (OT)

YARDS PENALIZED

Fewest yards penalized, season

- 456 1961
- 661 1965
- 682 1990
- 695 1962
- 718 1960

Most yards penalized, season

- 1,358 2011
- 1,276 2010
- 1,274 1969
- 1,266 1996
- 1,251 2016

Fewest yards penalized, game

- 0 at Boston; Oct. 26, 1962
- at Kansas City; Oct. 20, 1968
- vs. Denver; Dec. 19, 1971
- at San Diego; Dec. 4, 2005
- 3 vs. Buffalo; Nov. 24, 1966

Most yards penalized, game

- 200 at Tampa Bay; Oct. 30, 2016
- 186 at San Diego; Nov. 15, 1987
- 180 at San Diego; Oct. 26, 1969
- 176 at Boston; Sept. 28, 1969
- 173 at Kansas City; Oct. 3, 1993
- at Tennessee; Sept. 7, 2003

Fewest yards penalized, both teams, game

10	Oak. (0) at BosP. (10); Oct. 26, 1962
	Oak. (10) at KC (0); Dec. 8, 1974
15	Oak. (0) at SD (15); Dec. 4, 2005
19	Sea. (14) at Oak. (5); Dec. 5, 1999
24	Oak. (0) at KC (24); Oct. 20, 1968
	Oak. (14) at GB (10); Dec. 26, 1993

Most yards penalized, both teams, game

284	Oak. (173) at Ten. (111); Sept. 7, 2003
281	Oak. (176) at BosP. (105); Sept. 28, 1969
270	GB (151) at Oak. (119); Oct. 24, 1976
264	Oak. (200) at TB (64); Oct. 30, 2016
258	Oak. (157) at Den. (101); Dec. 15, 1996

DEFENSE

SCORING

Seasons leading league, fewest points allowed (None)

Fewest points allowed, season

175	1973
200	1982
228	1974
230	1977
233	1967
	1968

Fewest points allowed, 16-game season (since 1978)

200	1982
268	1990
278	1984
281	1992
283	1978

Most points allowed, season

478	2020
467	2018
458	1961
453	2013
452	2014

Most points allowed, game

56	vs. Kansas City; Dec. 15, 2013 (56-31 loss)
55	at Houston Oilers; Sept. 9, 1961 (55-0 loss)
	vs. San Diego; Nov. 22, 1981 (55-21 loss)
	at Baltimore; Nov. 11, 2012 (55-20 loss)
52	at L.A. Chargers; Nov. 27, 1960 (52-28 loss)
	at St. Louis Rams; Nov. 30, 2014 (52-0 loss)
49	vs. Houston Oilers; Dec. 22, 1963 (52-49 win)
	at Jacksonville; Dec. 23, 2007 (49-11 loss)
	vs. New England; Dec. 14, 2008 (49-26 loss)
	vs. Philadelphia; Nov. 3, 2013 (49-20 loss)

Fewest points allowed, shutout loss

12	at Buffalo; Oct. 5, 1963
16	at Detroit; Sept. 27, 1981
	at Seattle; Nov. 6, 2006
17	vs. Denver; Oct. 4, 1981
20	vs. St. Louis Rams; Dec. 17, 2006

Fewest overall touchdowns allowed, season

19	1973
24	1982
26	1968
	1990
27	1972
	1974

Fewest overall touchdowns allowed, 16-game season (since 1978)

24	1982
26	1990
31	1996
32	1992
33	1984
	1987
	1995

Most overall touchdowns allowed, season

61	1961
56	2004
	2018
55	2020
54	2013
53	2011

Most overall touchdowns allowed, game

8	vs. San Diego; Nov. 22, 1981
	vs. Kansas City; Dec. 15, 2013
7	Nine times; last: at St.L.R.; Nov. 30, 2014

FIRST DOWNS ALLOWED

Fewest first downs allowed, season

182	1967
194	1973
204	1977
206	1982
211	1966

Fewest first downs allowed, 16-game season (since 1978-2020)

206	1982
264	1992
266	1990
	1999
267	1987
	2006

Most first downs allowed, season

381	2020
369	2011
367	2004
360	2022
349	2021
345	1997
344	2015
	2019

Fewest first downs allowed, rushing, season

53	1982
60	1967
73	1985
83	1968
84	1966

Most first downs allowed, rushing, season

137	1979
135	1961
129	2008
127	2003
126	2009
	2022

Fewest first downs allowed, passing, season

92	1973
103	1967
104	1970
	1972
105	1977

Most first downs allowed, passing, season

223	2020
210	2004
206	2011
	2015
	2022
202	2000
	2013
	2021

Fewest first downs allowed, by penalty, season

12	1962
13	1977
14	1973
15	2007
16	1961

Most first downs allowed, by penalty, season

58	2011
52	2019
44	2010
	2015
	2020
43	1984

NET YARDS RUSHING AND PASSING

Fewest yards allowed, season

3,066 1982
3,160 1973
3,294 1967
3,629 1975
3,770 1969

Most yards allowed, season

6,225 2020
6,216 2022
6,201 2011
6,116 1997
6,102 2018
6,001 2016

Fewest yards allowed, game

-5 vs. Denver; Sept. 10, 1967
61 at Kansas City; Nov. 8, 1963
83 at Boston; Oct. 22, 1967
89 at Houston Oilers; Oct. 9, 1972
93 at San Diego; Oct. 5, 1975

Most yards allowed, game

597 at Pittsburgh; Nov. 8, 2015
593 at San Diego; Nov. 10, 1985 (OT)
554 at Seattle; Oct. 26, 1997
552 vs. Tennessee; Dec. 8, 2019
548 vs. Green Bay; Dec. 22, 2003

RUSHING DEFENSE

Seasons leading league, fewest rushing yards allowed

1967 (1,129)

Fewest attempts allowed, rushing, season

234 1982
352 1967
371 1963
383 2000
384 2002

Most attempts allowed, rushing, season

583 1978
548 2009
544 2003
542 2006
2008

Fewest yards allowed, rushing, season

778 1982
1,129 1967
1,453 2002
1,466 1963
1,470 1973

Most yards allowed, rushing, season

2,555 2008
2,510 2003
2,488 2009
2,397 1962
2,382 1961

Fewest yards allowed, rushing, game

10 vs. N.Y. Jets; Dec. 10, 2000
vs. Kansas City; Dec. 16, 2012
13 vs. Denver; Oct. 22, 1972
vs. Buffalo; Dec. 21, 2014
14 at Miami; Nov. 19, 1990
16 vs. New Orleans; Nov. 20, 1994

Most yards allowed, rushing, game

319 at Seattle; Nov. 11, 2001
316 vs. N.Y. Jets; Oct. 25, 2009
306 vs. Buffalo; Nov. 18, 1962
299 vs. Denver; Nov. 6, 2011
296 at New England; Oct. 3, 1976

Fewest touchdowns allowed, rushing, season

4 1990
5 1973
7 1977
1985
1996

Most touchdowns allowed, rushing, season

36 1961
24 2007
2009

2020
23 2008
21 1962
2003
2004

Most touchdowns allowed, rushing, game

5 at San Diego; Sept. 17, 1961
vs. San Diego; Oct. 22, 1961
at Carolina; Nov. 2, 1997
4 13 times; last: at STL.; Nov. 30, 2014

PASSING DEFENSE

Seasons leading league, fewest passing yards allowed

1962 (2,306)
1963 (2,589)
1966 (2,118)
2006 (2,413)

Fewest attempts allowed, passing, season

339 1970
348 1972
359 1971
367 1974
1977

Most attempts allowed, passing, season

641 2015
606 2021
601 2011
590 2022
588 2000
580 2020

Fewest completions allowed, season

157 1970
164 1969
166 1972
169 1962
170 1973

Most completions allowed, season

404 2015
400 2021
399 2022
374 2013
370 2020
361 2017

Fewest completions allowed, game

2 vs. Denver; Sept. 10, 1967 (16 att.)
at Kansas City; Oct. 20, 1968 (3 att.)
vs. Kansas City; Dec. 13, 1969 (6 att.)
3 at Buffalo; Oct. 20, 1962 (11 att.)
at N.Y. Jets; Oct. 10, 1964 (14 att.)
at San Diego; Oct. 5, 1975 (13 att.)

Fewest yards allowed, net passing, season

1,690 1973
1,844 1975
2,089 1970
2,109 1969
2,111 1974

Most yards allowed, net passing, season

4,212 2020
4,140 2015
4,129 2022
4,120 2016
4,107 2019
4,092 2013

Fewest yards allowed, net passing, game

-53 vs. Denver; Sept. 10, 1967
-22 at Kansas City; Nov. 8, 1963
at San Diego; Oct. 5, 1975
-19 at Buffalo; Sept. 15, 1968
-5 vs. Houston; Dec. 3, 2006
-1 at Houston Oilers; Oct. 9, 1972

Most yards allowed, net passing, game

474 vs. Kansas City; Nov. 5, 2000
466 vs. Tennessee; Dec. 19, 2004
436 vs. Kansas City; Sept. 15, 2019
434 at Miami; Dec. 2, 1984
431 at Denver; Dec. 14, 1980

Lowest completion percentage allowed, season

38.9 1969 (164-422)
41.2 1967 (189-459)

TEAM RECORDS

42.4 1968 (189-446)
 42.7 1965 (199-466)
 43.0 1975 (171-398)
Highest completion percentage allowed, season
 68.1 2013 (374-549)
 2017 (361-530)
 67.6 2022 (399-590)
 66.0 2012 (347-526)
 2021 (400-606)
 64.1 2019 (337-526)
 63.8 2014 (343-538)
 2020 (370-580)

Fewest touchdowns allowed, passing, season
 11 1982
 1992
 12 1973
 1974
 13 1968
 1976

Most touchdowns allowed, passing, season
 36 2018
 33 2013
 2019
 31 2011
 30 2004
 29 2010
 2014
 2021

Most touchdowns allowed, passing, game
 7 vs. San Diego; Nov. 22, 1981
 vs. Philadelphia; Nov. 3, 2013
 5 vs. Houston Oilers; Dec. 22, 1963
 at Seattle; Nov. 28, 1988
 at Seattle; Oct. 26, 1997
 at San Diego; Oct. 31, 2004
 vs. Kansas City; Dec. 15, 2013
 vs. Denver; Nov. 9, 2014
 at Green Bay; Oct. 20, 2019
 vs. Kansas City; Nov. 14, 2021

SACKS BY

(since 1963; official in 1982)

Most sacks, season
 67 1967
 65 1985
 64 1984
 63 1986
 57 1983

Fewest sacks, season
 13 2018
 20 1961
 21 2020
 22 2014
 23 1962
 25 2003
 2004
 2012
 2016

Most sacks, game
 11 at Buffalo; Oct. 15, 1967
 at Denver; Nov. 5, 1967
 vs. Philadelphia; Nov. 30, 1986 (OT)
 10 vs. Denver; Dec. 8, 1975
 vs. Denver; Oct. 31, 1976
 vs. N.Y. Jets; Sept. 8, 1985

Most opponent yards lost, attempting to pass, season
 666 1967
 516 1984
 488 1985
 484 1983
 474 1975

Fewest opponent yards lost, attempting to pass, season
 80 2018
 129 2020
 147 2016
 157 2014
 162 2003

INTERCEPTIONS BY

Seasons leading league, interceptions by
 1975 (35)
 1980 (35)

Most passes intercepted by, season
 35 1963
 1975

1980
 30 1967
 29 1962
Fewest passes intercepted by, season
 5 2005
 2017
 6 2021
 2022
 8 2009
 9 2004
 2013
 2014
 2019

Most passes intercepted, by game
 6 at Houston Oilers; Sept. 7, 1963
 vs. L.A. Rams; Oct. 29, 1972
 5 14 times; last: at Dal.; Nov. 9, 1986

Most touchdowns, interception returns, season
 4 1965
 1967
 1968
 1969
 2000

Most touchdowns, interception returns, game
 2 at Denver; Nov. 21, 1965
 at Kansas City; Nov. 23, 1967
 at Kansas City; Nov. 23, 1969
 at San Diego; Jan. 2, 1983
 at New England; Sept. 29, 1985
 vs. Pittsburgh; Oct. 29, 2006

Most touchdowns, interception returns, both teams, game
 2 15 times; last: LAC (0) at Oak. (2); Nov. 7, 2019

SPECIAL TEAMS

PUNT RETURNS

Fewest opponent punt returns, season
 14 2020
 17 1982
 21 2002
 24 1990
 25 2022
 26 1971
 1985

Most opponent punt returns, season
 63 2009
 53 1998
 52 1997
 2003
 47 1988
 2014

Fewest yards allowed, punt returns, season
 71 1982
 133 2020
 151 1969
 153 1990
 159 1985

Most yards allowed, punt returns, season
 787 1998
 669 2003
 593 2011
 514 1981
 513 2014

Lowest average allowed, punt returns, season
 4.1 1969 (37-151)
 4.2 1982 (17-71)
 5.3 1968 (40-211)
 5.6 1963 (33-185)
 6.1 1985 (26-159)

Highest average allowed, punt returns, season
 14.8 1998 (53-787)
 2001 (34-502)
 14.1 2002 (21-297)
 13.5 2011 (44-593)
 12.9 2003 (52-669)
 2006 (34-437)

Most touchdowns allowed, punt returns, season
 2 1983
 2007
 2011
 1 12 times; last: 2018

Most touchdowns allowed, punt returns, game
 1 17 times; last: at Bal.; Nov. 25, 2018

KICKOFF RETURNS

Fewest opponent kickoff returns, season	
15	2017
21	2014
29	2022
30	2012
	2013
32	2020
33	2019
Most opponent kickoff returns, season	
82	1967
80	2000
77	1999
75	1968
	2001
Fewest yards allowed, kickoff returns, season	
298	2017
582	2022
613	2013
683	2014
690	1992
	2019
Most yards allowed, kickoff returns, season	
1,826	2002
1,707	1967
1,689	2000
1,657	2001
1,652	1968
Most yards allowed, kickoff returns, game	
269	vs. Houston Oilers; Dec. 22, 1963 (10 ret.) vs. San Diego; Nov. 18, 2001 (7 ret.)
218	at Kansas City; Nov. 23, 1967 (10 ret.)
215	vs. San Diego; Jan. 1, 2012 (6 ret.)
207	vs. Cincinnati; Dec. 7, 1969 (7 ret.)
Lowest average allowed, kickoff returns, season	
15.8	1977 (63-997)
16.9	1986 (63-1,064)
17.0	1989 (59-1,001)
17.4	1993 (45-783)
	1984 (61-1,063)
Highest average allowed, kickoff returns, season	
32.5	2014 (21-683)
28.9	2012 (30-868)
28.6	2006 (42-1,200)
25.9	2003 (57-1,474)
25.7	2009 (42-1,078)
	2011 (47-1,210)
Most touchdowns allowed, kickoff returns, season	
2	1989
	2012
1	14 times; last: 2021
Most touchdowns allowed, kickoff returns, game	
1	17 times; last: at Dal., Nov. 25, 2021

FUMBLES

Fewest opponent fumbles, season	
10	2018
	2020
13	2011
14	1975
	2004
	2012
	2022
Most opponent fumbles, season	
40	1989
37	1995
36	1960
35	1973
	1979
Most opponent fumbles, game	
8	vs. Washington; Oct. 29, 1989
7	vs. Houston Oilers; Sept. 11, 1960 vs. Buffalo; Oct. 19, 1969
6	Seven times; last: at Sea.; Nov. 1, 1998
Most opponent fumbles lost, game	
5	vs. Buffalo; Oct. 19, 1969
4	13 times; last: at Min.; Nov. 18, 2007

TURNOVERS

Fewest takeaways, season	
13	2022
14	2014
	2017
15	2019

	2020
	2021
17	2018
18	2004
Most takeaways, season	
52	1963
	1980
47	1962
	1977
46	1979
Most takeaways, game	
10	at Houston Oilers; Sept. 7, 1963
8	vs. Washington; Oct. 29, 1989
7	Eight times; last: at SD; Sept. 14, 1980 (OT)

PENALTIES

Fewest opponent penalties, season	
53	1982
54	1966
59	1960
61	1974
62	1961
	1975
Most opponent penalties, season	
121	1984
120	2011
118	1986
117	1997
	2000
	2010
	2018
Fewest opponent penalties, game	
0	at Houston Oilers; Dec. 9, 1962 at Kansas City; Dec. 8, 1974 at Kansas City; Dec. 1, 2019
1	28 times; last: vs. Cin; Nov. 21, 2021
Most opponent penalties, game	
17	vs. Chicago; Sept. 26, 1999
15	at Houston Oilers; Sept. 11, 1988 vs. N.Y. Giants; Sept. 13, 1998
14	Five times; last: at Dal.; Nov. 25, 2021

MISCELLANEOUS

Most blocked opponent kicks, season (since 1995)	
5	2000
	2015
4	2004
	2011
	2013
3	1997
	2001
	2005
	2012
Most blocked opponent kicks, game (since 1995)	
2	at Kansas City; Dec. 24, 2011 (OT) vs. San Diego; Oct. 10, 2010 at New England; Sept. 8, 2005 vs. Dallas; Oct. 7, 2001 at San Francisco; Oct. 8, 2000 at Denver; Jan. 3, 2021
Largest margins of Victory	
1	51 points (51-0) Sept. 10, 1967, vs. Denver
2	*49 points (56-7) Dec. 21, 1969, vs. Houston Oilers
3	45 points (45-0) Dec. 19, 1999, vs. Tampa Bay
	45 points (59-14) Oct. 24, 2010, at Denver
5	43 points (52-9) Dec. 24, 2000, vs. Carolina
6	42 points (42-0) Nov. 4, 1973, vs. N.Y. Giants
	42 points (48-6) Sept. 15, 1968, at Buffalo
8	41 points (51-10) Oct. 29, 1967, vs. San Diego
9	38 points (48-10) Dec. 17, 1960, vs. Denver
	38 points (48-10) Nov. 9, 1975, vs. New Orleans
Largest margins of Defeat	
1	35 points (0-35) Sept. 9, 1961, at Houston Oilers
2	52 points (0-52) Nov. 30, 2014, at St. Louis Rams
3	*48 points (3-51) Jan. 20, 1991, at Buffalo
4	44 points (0-44) Sept. 17, 1961, at San Diego
5	38 points (11-49) Dec. 23, 2007, at Jacksonville
	38 points (0-38) Oct. 25, 2009, vs. N.Y. Jets
7	37 points (7-44) Oct. 5, 1962, at Denver
	37 points (0-37) Dec. 8, 1986, at Seattle
	37 points (7-44) Oct. 11, 2009, at N.Y. Giants
	37 points (6-43) Nov. 29, 2020, at Atlanta
10	35 points (20-55) Nov. 11, 2012, at Baltimore
	35 points (7-42) Nov. 8, 1964, at Kansas City

*playoff game

INDIVIDUAL RECORDS

Regular season games only

SERVICE

Most seasons, head coach

10	John Madden, 1969-78
9	Tom Flores, 1979-87
8	Jon Gruden, 1998-2001, 2018-21
7	Art Shell, 1989-94, 2006
3	Al Davis, 1963-65
	John Rauch, 1966-68
	Jack Del Rio, 2015-17

Most seasons, active player

18	Sebastian Janikowski, 2000-17
16	Tim Brown, 1988-03
15	Jim Otto, 1960-74
	Gene Upshaw, 1967-81
	Art Shell, 1968-82
14	Fred Biletnikoff, 1965-78
	Cliff Branch, 1972-85
	Dave Dalby, 1972-85
	Ray Guy, 1973-86

Most games played

268	Sebastian Janikowski, 2000-17
240	Tim Brown, 1988-03
217	Gene Upshaw, 1967-81
210	Jim Otto, 1960-74
207	Art Shell, 1968-82
207	Ray Guy, 1973-86
206	Steve Wisniewski, 1989-01
	Shane Lechler, 2000-12

Most consecutive games played

210	Jim Otto, 1960-74
207	Gene Upshaw, 1967-81
	Ray Guy, 1973-86
205	Dave Dalby, 1972-85

Most consecutive starts

210	Jim Otto, 1960-74
207	Gene Upshaw, 1967-81

OFFENSE

SCORING

POINTS

Most seasons leading league

1	George Blanda, 1967
	Errol Mann, 1977
	Marcus Allen, 1982
	Jeff Jaeger, 1993
	Daniel Carlson, 2021 (tied)
	Daniel Carlson, 2020 (tied)

Most seasons leading team

17	Sebastian Janikowski, 2000-17
7	George Blanda, 1967-73
	Chris Bahr, 1980-81, 1983, 1985-88
	Jeff Jaeger, 1989-95
5	Daniel Carlson 2018-22

Most consecutive seasons leading team

17	Sebastian Janikowski, 2000-17
7	George Blanda, 1967-73
	Jeff Jaeger, 1989-95
5	Daniel Carlson 2018-22

Most points, career

1,799	Sebastian Janikowski, 2000-17 (18 seasons, 557 PAT, 414 FG)
863	George Blanda, 1967-75 (9 seasons, 395 PAT, 156 FG)
817	Chris Bahr, 1980-88 (9 seasons, 331 PAT, 162 FG)
667	Jeff Jaeger, 1989-95 (7 seasons, 211 PAT, 152 FG)
626	Tim Brown, 1988-2003 (16 seasons, 104 TD, 1 2-pt. conv.)

Most points, season

150	Daniel Carlson, 2021 (30 PAT, 40 FG)
144	Daniel Carlson, 2020 (45 PAT, 33 FG)
142	Sebastian Janikowski, 2010 (43 PAT, 33 FG)
137	Daniel Carlson, 2022 (35 PAT, 34 FG)
132	Jeff Jaeger, 1993 (27 PAT, 35 FG)
129	Sebastian Janikowski, 2011 (36 PAT, 31 FG)

Most points, no TDs, season

150	Daniel Carlson, 2021 (30 PAT, 40 FG)
144	Daniel Carlson, 2020 (45 PAT, 33 FG)
142	Sebastian Janikowski, 2010 (43 PAT, 33 FG)
137	Daniel Carlson, 2022 (35 PAT, 34 FG)
132	Jeff Jaeger, 1993 (27 PAT, 35 FG)
129	Sebastian Janikowski, 2011 (36 PAT, 31 FG)

Most seasons, 100-or-more points

10	Sebastian Janikowski, 2000-02, 2004, 2010-13, 2015-16
4	George Blanda, 1967-69, 1973
3	Chris Bahr, 1983-85
	Jeff Jaeger, 1989, 1991, 1993
	Daniel Carlson, 2020-22
1	Marcus Allen, 1984
	Cole Ford, 1996

Most consecutive seasons, 100-or-more points

4	Sebastian Janikowski, 2010-13
3	George Blanda, 1967-69
	Chris Bahr, 1983-85
	Sebastian Janikowski, 2000-02
	Daniel Carlson, 2020-22
2	

Most points, rookie, season

112	Sebastian Janikowski, 2000
84	Marcus Allen, 1982
66	Daniel Carlson, 2018
63	George Fleming, 1961
50	J.D. Smith, 1960

Most points, game

24	Art Powell, vs. HouO., Dec. 22, 1963
	Marcus Allen, vs. SD, Sept. 24, 1984
	Harvey Williams, at SD, Nov. 16, 1997
	Darren McFadden, at Den., Oct. 24, 2010

Most consecutive games, scoring

96	Chris Bahr, Dec. 21, 1981-Oct. 16, 1988
93	Sebastian Janikowski, Sept. 3, 2000-Dec. 31, 2005
83	Sebastian Janikowski, Nov. 1, 2009-Nov. 20, 2014
69	George Blanda, Sept. 26 1971-Dec. 21, 1975
65	Daniel Carlson, Oct. 28, 2018-Oct. 23, 2022
60	George Blanda, Sept. 10, 1967-Dec. 20, 1970

TOUCHDOWNS

Most seasons leading league

2	Warren Wells, 1968-69
	Marcus Allen, 1982, 1984
1	Art Powell, 1963

Most consecutive seasons leading league

2	Warren Wells, 1968-69
---	-----------------------

Most seasons leading team

9	Tim Brown, 1991-96, 1998, 2000-01
5	Marcus Allen, 1982-85, 1990
4	Art Powell, 1963-66
3	Warren Wells, 1968-70
	Mark van Eeghen, 1977-79
	Josh Jacobs, 2019-21

Most consecutive seasons leading team

6	Tim Brown, 1991-96
4	Art Powell, 1963-66
	Marcus Allen, 1982-85
3	Warren Wells, 1968-70
	Mark van Eeghen, 1977-79
	Josh Jacobs, 2019-21

Most TDs, career

104	Tim Brown, 1988-2003
98	Marcus Allen, 1982-92
77	Fred Biletnikoff, 1965-78
67	Cliff Branch, 1972-85
54	Clem Daniels, 1961-67

Most TDs, season

18	Marcus Allen, 1984
16	Art Powell, 1963
	Pete Banaszak, 1975
14	Warren Wells, 1969
	Marcus Allen, 1982
	Marcus Allen, 1985
	Davante Adams, 2022

Most TDs, rookie, season

14	Marcus Allen, 1982
8	J.D. Smith, 1960

INDIVIDUAL RECORDS

- 7 Charlie Smith, 1968
- Raymond Chester, 1970
- Arthur Whittington, 1978
- Tim Brown, 1988
- Jacoby Ford, 2010
- Josh Jacobs, 2019

Most TDs, game

- 4 Art Powell, vs. HouO.; Dec. 22, 1963
- Marcus Allen, vs. SD; Sept. 24, 1984
- Harvey Williams, at SD; Nov. 16, 1997
- Darren McFadden, at Den.; Oct. 24, 2010

Most consecutive games, scoring TD

- 6 Warren Wells, Dec. 17, 1968-Oct. 13, 1969
- Charlie Smith, Nov. 12-Dec. 17, 1972
- Marcus Allen, Nov. 10-Dec. 15, 1985
- Mervyn Fernandez, Dec. 18, 1988-Oct. 9, 1989
- Tim Brown, Nov. 5-Dec. 9, 2001
- LaMont Jordan, Sept. 18-Oct. 30, 2005

POINTS AFTER TOUCHDOWN

Most seasons leading league

- 5 George Blanda, 1967-69, 1972,74
- 1 Mike Mercer, 1963
- Errol Mann, 1977
- Chris Bahr, 1982

Most seasons leading team

- 17 Sebastian Janikowski, 2000-16
- 9 George Blanda, 1967-75
- Chris Bahr, 1980-88
- 7 Jeff Jaeger, 1989-95
- 3 Mike Mercer, 1963-65
- Errol Mann, 1976-78

Most consecutive seasons leading team

- 17 Sebastian Janikowski, 2000-16
- 9 George Blanda, 1967-75
- Chris Bahr, 1980-88
- 7 Jeff Jaeger, 1989-95
- 5 Daniel Carlson, 2018-22
- 3 Mike Mercer, 1963-65
- Errol Mann, 1976-78

Most kicking PAT attempted, career

- 563 Sebastian Janikowski, 2000-16
- 403 George Blanda, 1967-75
- 350 Chris Bahr, 1980-88
- 216 Jeff Jaeger, 1989-95
- 170 Daniel Carlson, 2018-22

Most kicking PAT attempted, season

- 57 George Blanda, 1967
- 54 George Blanda, 1968
- 53 Chris Bahr, 1983
- 50 Sebastian Janikowski, 2002
- 48 George Blanda, 1975

Most kicking PAT attempted, game

- 8 Sebastian Janikowski, at Den.; Oct. 24, 2010
- 7 10 tied

Most 1-point PATs, career

- 557 Sebastian Janikowski, 2000-16
- 395 George Blanda, 1967-75
- 331 Chris Bahr, 1980-88
- 211 Jeff Jaeger, 1989-95
- 162 Daniel Carlson, 2018-22

Most 1-point PATs, season

- 56 George Blanda, 1967
- 54 George Blanda, 1968
- 51 Chris Bahr, 1983
- 50 Sebastian Janikowski, 2002
- 47 Mike Mercer, 1963

Most 1-point PATs, game

- 8 Sebastian Janikowski, at Den.; Oct. 24, 2010
- 7 Mike Mercer, vs. NYJ; Oct. 20, 1963
- Mike Mercer, vs. HouO.; Dec. 22, 1963
- George Blanda, vs. SD; Oct. 29, 1967
- Errol Mann, vs. TB; Nov. 28, 1976
- Sebastian Janikowski, vs. Car.; Dec. 24, 2000
- Sebastian Janikowski, vs. Ten.; Sept. 29, 2002

Most consecutive kicking PATs

- 225 Sebastian Janikowski, Dec. 21, 2008-Dec. 6, 2015

- 190 George Blanda, Sept. 10, 1967-Dec. 13, 1969

- 147 Sebastian Janikowski, Sept. 3, 2000-Sept. 28, 2003

- 118 Mike Mercer, Sept. 7, 1963-Sept. 2, 1966

- 101 Sebastian Janikowski, Dec. 5, 2004-Dec. 14, 2008

Highest kicking PAT percentage, career (100 att.)

- .992 Mike Mercer, 1963-66 (118-119)
- .989 Sebastian Janikowski, 2000-16 (557-563)
- .980 George Blanda, 1967-75 (395-403)
- .977 Jeff Jaeger, 1989-95 (211-216)
- .953 Daniel Carlson, 2018-22 (162-170)

Most kicking PAT, no misses, season

- 54 George Blanda, 1968
- 50 Sebastian Janikowski, 2002
- 46 Sebastian Janikowski, 2000
- 45 George Blanda, 1969
- 44 George Blanda, 1972

Most kicking PAT, no misses, game

- 8 Sebastian Janikowski, at Den.; Oct. 24, 2010
- 7 Mike Mercer, vs. NYJ; Oct. 20, 1963
- Mike Mercer, vs. HouO.; Dec. 22, 1963
- George Blanda, vs. SD; Oct. 29, 1967
- Errol Mann, vs. TB; Nov. 28, 1976
- Sebastian Janikowski, vs. Car.; Dec. 24, 2000
- Sebastian Janikowski, vs. Ten.; Sept. 29, 2002

Most 2-point conversions, career

- 3 Michael Crabtree, 2015-17
- Seth Roberts, 2015-16
- 2 Harvey Williams, 1994-98
- Rich Gannon, 1999-2004
- Jerry Porter, 2000-07
- Ronald Curry, 2002-08
- Amari Cooper, 2015-16

- 1 17 tied; last: Darren Waller, 2020

Most 2-point conversions, season

- 2 Jerry Porter, 2002
- Ronald Curry, 2007
- Amari Cooper, 2016
- Seth Roberts, 2016
- Michael Crabtree, 2017

- 1 22 tied; last: Darren Waller, 2020

Most 2-point conversions, game

- 1 33 tied; last: Darren Waller, 2020



K.Jeff Jaeger

FIELD GOALS

Most seasons leading league

- 1 Jeff Jaeger, 1993
- Sebastian Janikowski, 2010
- Daniel Carlson, 2021

Most seasons leading team

- 17 Sebastian Janikowski, 2000-16
- 9 George Blanda, 1967-75
- Chris Bahr, 1980-88
- 7 Jeff Jaeger, 1989-95
- 5 Daniel Carlson, 2018-22
- 3 Mike Mercer, 1963-65
- Errol Mann, 1976-78

Most consecutive seasons leading team

- 17 Sebastian Janikowski, 2000-16

INDIVIDUAL RECORDS

9	George Blanda, 1967-75
	Chris Bahr, 1980-88
7	Jeff Jaeger, 1989-95
5	Daniel Carlson, 2018-22
3	Mike Mercer, 1963-65
	Errol Mann, 1976-78
Most field goals attempted, career	
515	Sebastian Janikowski, 2000-16
249	George Blanda, 1967-75
	Chris Bahr, 1980-88
204	Jeff Jaeger, 1989-95
158	Daniel Carlson, 2018-22
62	Mike Mercer, 1963-66
	Cole Ford, 1995-97
Most field goals attempted, season	
44	Jeff Jaeger, 1993
43	Daniel Carlson, 2021
41	Sebastian Janikowski, 2010
37	George Blanda, 1969
	Chris Bahr, 1980
	Daniel Carlson, 2022
35	Sebastian Janikowski, 2011
	Sebastian Janikowski, 2016
	Daniel Carlson, 2020
Most field goals attempted, game	
6	Chris Bahr, at SD; Sept. 14, 1980
	Jeff Jaeger, vs. Ph.C.; Dec. 10, 1989
	Sebastian Janikowski, at SD; Oct. 29, 2000
	Sebastian Janikowski, at Chi.; Oct. 5, 2003
	Sebastian Janikowski, at Ari.; Sept. 26, 2010
	Sebastian Janikowski, vs. Chi.; Nov. 27, 2011
	Sebastian Janikowski, vs. KC; Dec. 16, 2012
	Sebastian Janikowski, vs. Ten.; Nov. 24, 2013
Most field goals, career	
414	Sebastian Janikowski, 2000-16
162	Chris Bahr, 1980-88
156	George Blanda, 1967-75
152	Jeff Jaeger, 1989-95
142	Daniel Carlson, 2018-22
Most field goals, season	
40	Daniel Carlson, 2021
35	Jeff Jaeger, 1993
34	Daniel Carlson, 2022
33	Sebastian Janikowski, 2010
	Daniel Carlson, 2020
31	Sebastian Janikowski, 2011
	Sebastian Janikowski, 2012
29	Jeff Jaeger, 1991
	Sebastian Janikowski, 2016
Most field goals, rookie, season	
22	Sebastian Janikowski, 2000
16	Daniel Carlson, 2018
11	George Fleming, 1961
8	Cole Ford, 1995
4	Fred Steinfort, 1976
Most field goals, game	
6	Sebastian Janikowski, vs. Chi.; Nov. 27, 2011
5	Jeff Jaeger, vs. Den.; Dec. 11, 1994
	Sebastian Janikowski, at SD; Oct. 29, 2000
	Sebastian Janikowski, at Chi.; Oct. 5, 2003
	Sebastian Janikowski, at Min.; Nov. 18, 2007
	Sebastian Janikowski, vs. KC; Dec. 16, 2012
	Daniel Carlson, at Dal.; Nov. 25, 2021
	Daniel Carlson, vs. LAC; Jan. 9, 2022
Most field goals, quarter	
4	Sebastian Janikowski, at Chi.; Oct. 5, 2003 (2nd qtr)
Most consecutive games, scoring field goals	
22	Daniel Carlson, Dec. 15, 2019-Sept. 26, 2021
16	Sebastian Janikowski, Sept. 10, 2000-Sept. 30, 2001
	Sebastian Janikowski, Dec. 6, 2009-Nov. 28, 2010
15	Jeff Jaeger, Dec. 30, 1990-Dec. 8, 1991
	Jeff Jaeger, Sept. 5, 1993-Jan. 2, 1994
	Jeff Jaeger, Oct. 16, 1994-Nov. 12, 1995
	Sebastian Janikowski, Dec. 18, 2011-Dec. 2, 2012
Most consecutive field goals	
41	Daniel Carlson, Nov. 7, 2021 - Nov. 20, 2022
20	Sebastian Janikowski, Nov. 16, 2008-Nov. 15, 2009

	Daniel Carlson, Nov. 1, 2020-Present
19	Sebastian Janikowski, Dec. 24, 2011-Oct. 21, 2012
17	Daniel Carlson, Nov. 11, 2018-Sept. 15, 2019
13	Sebastian Janikowski, Sept. 25-Nov. 20, 2011
	Chris Bahr, Dec. 23, 1985-Oct. 5, 1986
12	Jeff Jaeger, Sept. 8 - Oct. 13, 1991
	Jeff Jaeger, Nov. 20, 1994-Oct. 8, 1995
Longest field goal made	
63	Sebastian Janikowski, at Den.; Sept. 12, 2011
61	Sebastian Janikowski, at Cle.; Dec. 27, 2009
59	Sebastian Janikowski, vs. Ind.; Dec. 26, 2010
57	Sebastian Janikowski, vs. NYJ; Oct. 19, 2008
	Sebastian Janikowski, vs. KC; Dec. 16, 2012
	Sebastian Janikowski, vs. SF; Dec. 7, 2014
	Daniel Carlson, at Den.; Nov. 20, 2022
	Daniel Carlson, vs. SF; Jan. 1, 2023
Longest field goal attempted	
76	Sebastian Janikowski, vs. SD; Sept. 28, 2008
66	Sebastian Janikowski, vs. Was.; Dec. 13, 2009
65	Sebastian Janikowski, vs. Det.; Dec. 19, 2011
64	Sebastian Janikowski, vs. Hou.; Nov. 4, 2007
	Sebastian Janikowski, vs. Jac.; Oct. 21, 2012
63	Chris Bahr, vs. Cle.; Nov. 16, 1986
	Sebastian Janikowski, at Den.; Sept. 12, 2011
61	Three times; last: Sebastian Janikowski, vs. Cle.; Dec. 2, 2012
Highest field-goal percentage, career (50 att.)	
.883	Daniel Carlson, 2018-22 (143-162)
.804	Sebastian Janikowski, 2000-16 (414-515)
.745	Jeff Jaeger, 1989-95 (152-204)
.726	Cole Ford, 1995-97 (45-62)
.651	Chris Bahr, 1980-88 (162-249)
Highest field-goal percentage, season (1 att. per game)	
.943	Daniel Carlson, 2020 (33-35)
.941	Daniel Carlson, 2018 (16-17)
.930	Daniel Carlson, 2021 (40-43)
.919	Daniel Carlson, 2022 (34-37)
.912	Sebastian Janikowski, 2012 (31-34)
Most field goals, no misses, game	
6	Sebastian Janikowski, vs. Chi.; Nov. 27, 2011
5	Jeff Jaeger, vs. Den.; Dec. 11, 1994
	Sebastian Janikowski, at Min.; Nov. 18, 2007
	Daniel Carlson, at Dal.; Nov. 25, 2021
	Daniel Carlson, vs. LAC; Jan. 9, 2022
Most field goals, 50-or-more yards, career	
55	Sebastian Janikowski, 2000-16
24	Daniel Carlson, 2018-22
13	Jeff Jaeger, 1989-95
7	Chris Bahr, 1980-88
3	Giorgio Tavecchio, 2017
1	George Fleming, 1961
	George Blanda, 1967-75
	Greg Davis, 1998
	Cole Ford, 1995-97
	Joe Nedney, 1999
	Mike Nugent, 2018
Most field goals, 50-or-more yards, season	
11	Daniel Carlson, 2022
7	Sebastian Janikowski, 2011
6	Sebastian Janikowski, 2007
	Sebastian Janikowski, 2009
	Sebastian Janikowski, 2012
	Daniel Carlson, 2021
4	Jeff Jaeger, 1993
	Sebastian Janikowski, 2010
	Sebastian Janikowski, 2015
	Daniel Carlson, 2020
Most field goals, 50-or-more yards, game	
3	Sebastian Janikowski, at Hou.; Oct. 9, 2011
2	Sebastian Janikowski, at Ten.; Oct. 28, 2007
	Sebastian Janikowski, vs. Ind.; Dec. 26, 2010
	Sebastian Janikowski, vs. KC; Dec. 16, 2012
	Giorgio Tavecchio, at Ten.; Sept. 10, 2017
	Daniel Carlson, at KC; Oct. 10, 2022

SAFETIES

Most safeties, career

- 3 Ted Hendricks, 1975-83
- 2 Lyle Alzado, 1982-85
- Greg Townsend, 1983-97
- 1 24 players ; last: Casey Hayward Jr. vs. Mia. Sept. 26, 2021

Most safeties, season

- 1 31 times; last: Casey Hayward Jr., vs. Mia.; Sep. 26, 2021

Most safeties, game

- 1 31 times; last: Casey Hayward Jr., vs. Mia.; Sep. 26, 2021

RUSHING

ATTEMPTS

Most seasons leading league

(None)

Most seasons leading team

- 8 Marcus Allen, 1982-88, 1990
- 5 Clem Daniels, 1962-66
- 4 Marv Hubbard, 1971-74
- Mark van Eeghen, 1976-80
- Justin Fargas, 2006-09
- Josh Jacobs, 2019-22
- 3 Hewritt Dixon, 1967-68, 1970
- Napoleon Kaufman, 1996-98
- Tyrone Wheatley, 1999-2000, 2003
- Darren McFadden, 2010, 2012, 2014



RB Marcus Allen

Most consecutive seasons leading team

- 7 Marcus Allen, 1982-88
- 5 Clem Daniels, 1962-66
- Mark van Eeghen, 1976-80
- 4 Marv Hubbard, 1971-74
- Justin Fargas, 2006-09
- Josh Jacobs, 2019-22
- 3 Napoleon Kaufman, 1996-98

Most attempts, career

- 2,090 Marcus Allen, 1982-92
- 1,475 Mark van Eeghen, 1974-81
- 1,133 Clem Daniels, 1961-67
- 1,072 Josh Jacobs, 2019-22
- 1,038 Darren McFadden, 2008-14
- 978 Napoleon Kaufman, 1995-2000

Most attempts, season

- 380 Marcus Allen, 1985
- 340 Josh Jacobs, 2022
- 324 Mark van Eeghen, 1977
- 282 Harvey Williams, 1994
- 275 Marcus Allen, 1984
- 273 Josh Jacobs, 2020

Most attempts, rookie, season

- 242 Josh Jacobs, 2019
- 172 Arthur Whittington, 1978
- 160 Marcus Allen, 1982
- 156 Greg Robinson, 1993
- 142 Napoleon McCallum, 1986

Most attempts, game

- 36 Mark van Eeghen, at NYJ; Oct. 23, 1977
- 33 Marcus Allen, at GB; Sept. 13, 1987
- Justin Fargas, vs. Den.; Dec. 2, 2007
- Josh Jacobs, at Sea.; Nov. 27, 2022
- 32 Tyrone Wheatley, vs. Min.; Nov. 16, 2003
- 31 Clem Daniels, at KC; Nov. 8, 1963
- Mark van Eeghen, at Den.; Oct. 30, 1977
- Marcus Allen, vs. Cin.; Nov. 17, 1985
- Napoleon Kaufman, vs. Cin.; Oct. 25, 1998
- Josh Jacobs, at Cle.; Nov. 1, 2020

YARDS GAINED

Most seasons leading league

- 1 Clem Daniels, 1963
- Marcus Allen, 1985
- Josh Jacobs, 2022

Most seasons leading team

- 7 Marcus Allen, 1982-88
- 6 Clem Daniels, 1962-67
- 5 Mark van Eeghen, 1976-80
- 4 Marv Hubbard, 1971-74
- Josh Jacobs, 2019-22
- 3 Napoleon Kaufman, 1996-98
- Tyrone Wheatley, 1999-2000, 2003
- Justin Fargas, 2006-08
- Darren McFadden, 2010, 2012, 2014

Most consecutive seasons leading team

- 7 Marcus Allen, 1982-88
- 6 Clem Daniels, 1962-67
- 5 Mark van Eeghen, 1976-80
- 4 Marv Hubbard, 1971-74
- Josh Jacobs, 2019-22
- 3 Napoleon Kaufman, 1996-98
- Justin Fargas, 2006-08

Most yards rushing, career

- 8,545 Marcus Allen, 1982-92
- 5,907 Mark van Eeghen, 1974-81
- 5,103 Clem Daniels, 1961-67
- 4,792 Napoleon Kaufman, 1995-2000
- 4,740 Josh Jacobs, 2019-22
- 4,394 Marv Hubbard, 1969-75

Most seasons, 1,000-or-more yards rushing

- 3 Mark van Eeghen, 1976-78
- Marcus Allen, 1983-85
- Josh Jacobs, 2019-20, 2022
- 1 Clem Daniels, 1963
- Marv Hubbard, 1972
- Harvey Williams, 1995
- Napoleon Kaufman, 1997
- Tyrone Wheatley, 2000
- LaMont Jordan, 2005
- Justin Fargas, 2007
- Darren McFadden, 2010
- Latavius Murray, 2015

Most consecutive seasons, 1,000-or-more yards rushing

- 3 Mark van Eeghen, 1976-78
- Marcus Allen, 1983-85
- 2 Josh Jacobs, 2019-20

Most yards rushing, season

- 1,759 Marcus Allen, 1985
- 1,653 Josh Jacobs, 2022
- 1,294 Napoleon Kaufman, 1997
- 1,273 Mark van Eeghen, 1977
- 1,168 Marcus Allen, 1984
- 1,157 Darren McFadden, 2010

Most yards rushing, rookie, season

- 1,150 Josh Jacobs, 2019
- 697 Marcus Allen, 1982
- 661 Arthur Whittington, 1978
- 591 Greg Robinson, 1993
- 554 Bo Jackson, 1987

INDIVIDUAL RECORDS

Most yards rushing, game

229	Josh Jacobs, vs. Sea.; Nov. 27, 2022
227	Napoleon Kaufman, vs. Den.; Oct. 19, 1997
221	Bo Jackson, at Sea.; Nov. 30, 1987
200	Clem Daniels, vs. NYJ; Oct. 20, 1963
187	Clem Daniels, at HouO.; Dec. 9, 1962
	Hewitt Dixon, at HouO.; Sept. 29, 1968
179	Justin Fargas, at Mia.; Sept. 30, 2007

Most yards rushing, rookie, game

221	Bo Jackson, at Sea.; Nov. 30, 1987
177	Michael Bush, at TB; Dec. 28, 2008
164	Darren McFadden, at KC; Sept. 14, 2008
156	Marcus Allen, vs. Sea.; Dec. 5, 1982
149	Larry Todd, at HouO.; Nov. 7, 1965



RB Bo Jackson

Most games, 100-or-more yards rushing, career

22	Marcus Allen, 1982-92
15	Clem Daniels, 1961-67
	Josh Jacobs, 2019-22
14	Napoleon Kaufman, 1995-2000
13	Darren McFadden, 2008-14
10	Marv Hubbard, 1969-75

Most games, 100-or-more yards rushing, season

11	Marcus Allen, 1985
6	Napoleon Kaufman, 1997
	Darren McFadden, 2010
	Josh Jacobs, 2022
5	Mark van Eeghen, 1977
	Josh Jacobs, 2019
4	Clem Daniels, 1963
	Clem Daniels, 1965
	Bo Jackson, 1989
	Napoleon Kaufman, 1998
	Justin Fargas, 2007

Most consecutive games, 100-or-more yards rushing

11	Marcus Allen, Oct. 6-Dec. 23, 1985
3	Marv Hubbard, Oct. 27-Nov. 10, 1974
	Bo Jackson, Oct. 29-Nov. 12, 1989
	Bo Jackson, Dec. 2-16, 1990
	Napoleon Kaufman, Sept. 14-28, 1997
	Josh Jacobs, Oct. 2-23, 2022
	Josh Jacobs, Nov. 20-Dec. 4, 2022

Longest run from scrimmage

93	Terrelle Pryor, vs. Pit.; Oct. 27, 2013
92	Bo Jackson, vs. Cin.; Nov. 5, 1989
91	Bo Jackson, at Sea.; Nov. 30, 1987
90	Latavius Murray, vs. KC; Nov. 20, 2014
89	Kenny King, vs. SD; Oct. 12, 1980
88	Bo Jackson, vs. Cin.; Dec. 16, 1990 (no TD)
87	Jack Larscheid, vs. Bos.; Oct. 16, 1960
86	Josh Jacobs, at Sea.; Nov. 27, 2022
83	Napoleon Kaufman, vs. Den.; Oct. 19, 1997
	Tony Teresa, vs. Buf.; Nov. 13, 1960
80	Napoleon Kaufman, vs. NYG; Sept. 13, 1998
	Tyrone Wheatley, vs. Sea.; Oct. 22, 2000
	Rashad Jennings, at Hou.; Nov. 17, 2013

AVERAGE GAIN

Highest average gain, career (750 att.)

4.90	Napoleon Kaufman, 1995-2000 (978-4,792)
4.81	Marv Hubbard, 1969-75 (913-4,394)
4.53	Clarence Davis, 1971-78 (804-3,640)
4.50	Clem Daniels, 1961-67 (1,133-5,103)
4.42	Josh Jacobs, 2019-22 (1,072-4,740)
4.09	Darren McFadden, 2008-14 (1,038-4,247)

Highest average gain, season (75 att.)

6.94	Terrelle Pryor, 2013 (83-576)
6.84	Bo Jackson, 1987 (81-554)
5.94	Rich Gannon, 2000 (89-529)
5.92	Jalen Richard, 2016 (83-491)
5.83	Napoleon Kaufman, 1996 (150-874)

Highest average gain, game (10 att.)

12.28	Bo Jackson, at Sea.; Nov. 30, 1987 (18-221)
12.23	Bo Jackson, vs. Cin.; Nov. 5, 1989 (13-159)
11.75	Tony Teresa, vs. Buf.; Nov. 13, 1960 (12-141)
11.50	Kenny King, vs. SD; Oct. 12, 1980 (12-138)
11.00	Marv Hubbard, at HouO.; Dec. 2, 1973 (11-121)

TOUCHDOWNS

Most seasons leading league

1	Pete Banaszak, 1975
	Marcus Allen, 1982

Most seasons leading team

8	Marcus Allen, 1982-88, 1990
4	Charlie Smith, 1968-70, 1972
	Pete Banaszak, 1971, 1974-76
	Mark van Eeghen, 1977-80
	Josh Jacobs, 2019-22
3	Clem Daniels, 1962, 1965-66
	Harvey Williams, 1994-95, 1998
	Tyrone Wheatley, 1999-2000, 2004
	Zack Crockett, 2001-03
	Michael Bush, 2009-11
	Darren McFadden, 2008, 2012, 2014
	Latavius Murray, 2014-16

Most consecutive seasons leading team

7	Marcus Allen, 1982-88
4	Mark van Eeghen, 1977-80
	Josh Jacobs, 2019-22
3	Charlie Smith, 1968-70
	Pete Banaszak, 1974-76
	Zack Crockett, 2001-03
	Michael Bush, 2009-11
	Latavius Murray, 2014-16
	Josh Jacobs, 2019-21

Most rushing TDs, career

79	Marcus Allen, 1982-92
47	Pete Banaszak, 1966-78
40	Josh Jacobs, 2019-22
35	Mark van Eeghen, 1974-81
	Zack Crockett, 1999-2006
32	Tyrone Wheatley, 1999-2004
30	Clem Daniels, 1961-67

Most rushing TDs, season

16	Pete Banaszak, 1975
13	Marcus Allen, 1984
12	Marcus Allen, 1990
	Latavius Murray, 2016
	Josh Jacobs, 2020
	Josh Jacobs, 2022
11	Marcus Allen, 1982
	Marcus Allen, 1985

Most rushing TDs, rookie, season

11	Marcus Allen, 1982
7	Arthur Whittington, 1978
	Josh Jacobs, 2019
6	J.D. Smith, 1960
5	Charlie Smith, 1968

Most rushing TDs, game

3	Tony Teresa, at BosP; Nov. 4, 1960
	Clem Daniels, vs. HouO.; Nov. 6, 1966
	Pete Banaszak, at Was.; Nov. 23, 1975

Pete Banaszak, vs. KC; Dec. 21, 1975
 Mark van Eeghen, vs. Atl.; Oct. 14, 1979
 Booker Russell, vs. SD; Oct. 25, 1979
 Marcus Allen, vs. LARm.; Dec. 18, 1982
 Marcus Allen, vs. SD; Sept. 24, 1984
 Marcus Allen, at Mia.; Dec. 2, 1984
 Marcus Allen, vs. SD; Oct. 28, 1985
 Marcus Allen, vs. KC; Nov. 25, 1990
 Rich Gannon, at Ind.; Sept. 10, 2000
 LaMont Jordan, vs. Buf.; Oct. 23, 2005
 Daunte Culpepper, at Mia.; Sept. 30, 2007
 Darren McFadden, at Den.; Oct. 24, 2010
 Latavius Murray, vs. Den.; Nov. 6, 2016
 Josh Jacobs, at Car.; Sept. 13, 2020
 Josh Jacobs, vs. Hou.; Oct. 23, 2022

Most consecutive games, rushing for TDs

5 Charlie Smith, Nov. 12-Dec. 11, 1972
 Mark van Eeghen, Oct. 29-Nov. 26, 1978
 Marcus Allen, Oct. 30-Nov. 27, 1983
 4 Clem Daniels, Dec. 2, 1962-Sept. 7, 1963
 Hewritt Dixon, Dec. 10, 1967-Sept. 15, 1968
 Art Whittington, Sept. 17-Oct. 8, 1978
 Harvey Williams, Sept. 17-Oct. 8, 1995
 Zack Crockett, Nov. 5-26, 2000

PASSING

PASSER RATING (current rating system implemented in 1973)

Most seasons leading league

1 Tom Flores, 1960
 Ken Stabler, 1976

Highest passer rating, career (800 att.)

91.8 Derek Carr, 2014-22
 91.2 Rich Gannon, 1999-2004
 83.5 Carson Palmer, 2011-12
 82.1 Jeff Hostetler, 1993-96
 80.2 Ken Stabler, 1970-79

Highest passer rating, season (200 att.)

103.4 Ken Stabler, 1976
 101.4 Derek Carr, 2020
 100.8 Derek Carr, 2019
 97.3 Rich Gannon, 2002
 96.7 Derek Carr, 2016

Highest passer rating, game (12 att.)

158.2 Jay Schroeder, vs. Sea.; Nov. 17, 1991
 149.3 Jay Schroeder, at Min.; Dec. 22, 1990
 148.3 Rich Gannon, vs. SD; Nov. 14, 1999
 147.7 Ken Stabler, at Chi.; Nov. 7, 1976
 145.8 Daryle Lamonica, at Mia.; Sept. 21, 1968

ATTEMPTS

Most seasons leading league

1 Daryle Lamonica, 1969
 Rich Gannon, 2002

Most seasons leading team

9 Derek Carr, 2014-22
 7 Ken Stabler, 1973-79
 6 Daryle Lamonica, 1967-72
 5 Tom Flores, 1960-61, 1963, 1965-66
 Rich Gannon, 1999-03
 4 Jim Plunkett, 1980, 1982-83, 1986
 Marc Wilson, 1981, 1984-85, 1987
 Jay Schroeder, 1988, 1990-92
 Jeff Hostetler, 1993-96

Most consecutive seasons leading team

9 Derek Carr, 2014-22
 7 Ken Stabler, 1973-79
 6 Daryle Lamonica, 1967-72
 5 Rich Gannon, 1999-03
 4 Jeff Hostetler, 1993-96
 3 Jay Schroeder, 1990-92

Most passes attempted, career

4,958 Derek Carr, 2014-22
 2,481 Ken Stabler, 1970-79

2,448 Rich Gannon, 1999-2004
 2,248 Daryle Lamonica, 1967-74
 1,707 Jim Plunkett, 1979-86

Most passes attempted, season

626 Derek Carr, 2021
 618 Rich Gannon, 2002
 599 Derek Carr, 2014
 573 Derek Carr, 2015
 565 Kerry Collins, 2005
 Carson Palmer, 2012

Most passes attempted, rookie, season

599 Derek Carr, 2014
 211 Matt McGloin, 2013
 66 JaMarcus Russell, 2007
 40 Todd Marinovich, 1991
 38 David Humm, 1975

Most passes attempted, game

64 Rich Gannon, at Pit.; Sept. 15, 2002
 61 Carson Palmer, vs. TB; Nov. 4, 2012
 59 Todd Marinovich, vs. Cle.; Sept. 20, 1992
 Derek Carr, at TB; Oct. 30, 2016
 58 Derek Carr, vs. Cle.; Sept. 20, 2018
 56 Derek Carr, at KC; Dec. 14, 2014
 Derek Carr, vs. Bal; Sept. 13, 2021

COMPLETIONS

Most seasons leading league

1 Daryle Lamonica, 1969
 Rich Gannon, 2002



QB Ken Stabler

Most seasons leading team

9 Derek Carr, 2014-22
 7 Ken Stabler, 1973-79
 6 Daryle Lamonica, 1967-72
 5 Tom Flores, 1960-61, 1963, 1965-66
 Rich Gannon, 1999-03
 4 Jim Plunkett, 1980, 1982-83, 1986
 Marc Wilson, 1981, 1984-85, 1987
 Jay Schroeder, 1988, 1990-92
 Jeff Hostetler, 1993-96

Most consecutive seasons leading team

9 Derek Carr, 2014-22
 7 Ken Stabler, 1973-79
 6 Daryle Lamonica, 1967-72
 5 Rich Gannon, 1999-03
 4 Jeff Hostetler, 1993-96
 3 Jay Schroeder, 1990-92

Most passes completed, career

3,201 Derek Carr, 2014-22
 1,533 Rich Gannon, 1999-2004
 1,486 Ken Stabler, 1970-79

INDIVIDUAL RECORDS

1,138 Daryle Lamonica, 1967-74

960 Jim Plunkett, 1979-86

Most passes completed, season

428 Derek Carr, 2021

418 Rich Gannon, 2002

381 Derek Carr, 2018

361 Rich Gannon, 2001

Derek Carr, 2019

357 Derek Carr, 2016

Most passes completed, rookie, season

348 Derek Carr, 2014

118 Matt McGloin, 2013

36 JaMarcus Russell, 2007

23 Todd Marinovich, 1991

18 Chon Gallegos, 1962

David Humm, 1975

Most passes completed, game

43 Rich Gannon, at Pit.; Sept. 15, 2002

40 Derek Carr, at TB; Oct. 30, 2016

39 Carson Palmer, vs. TB; Nov. 4, 2012

35 Rich Gannon, at Den.; Dec. 30, 2001

Rich Gannon, vs. SD; Oct. 20, 2002

Rich Gannon, at KC; Oct. 27, 2002

Derek Carr, vs. Cle.; Sept. 30, 2018

COMPLETION PERCENTAGE

Most seasons leading league

2 Ken Stabler, 1973, 1976

1 Tom Flores, 1960

Highest completion percentage, career (500 att.)

65.0 Derek Carr, 2014-21 (2,896-4,456)

62.6 Rich Gannon, 1999-2004 (1,533-2,448)

60.9 Carson Palmer, 2011-12 (544-893)

59.9 Ken Stabler, 1970-79 (1,486-2,481)

58.5 Jeff Hostetler, 1993-96 (913-1,562)

Highest completion percentage, season (140 att.)

70.4 Derek Carr, 2019 (361-513)

68.9 Derek Carr, 2018 (381-553)

68.4 Derek Carr, 2021 (428-626)

67.6 Rich Gannon, 2002 (418-618)

67.3 Derek Carr, 2020 (348-517)

Highest completion percentage, rookie, season

58.1 Derek Carr, 2014

57.5 Todd Marinovich, 1991

55.9 Matt McGloin, 2013

54.5 JaMarcus Russell, 2007

51.4 Chon Gallegos, 1962

Highest completion percentage, game (20 att.)

91.2 Derek Carr, vs. Phi.; Oct. 24, 2021 (31-34)

90.6 Derek Carr, at Den.; Sept. 16, 2018 (29-32)

89.5 Rich Gannon, at Den.; Nov. 11, 2002 (34-38)

86.7 Derek Carr, at LAC; Dec. 22, 2019 (26-30)

86.2 Ken Stabler, at BalC.; Oct. 28, 1973 (25-29)

Derek Carr, vs. Cin.; Nov. 17, 2019 (25-29)

YARDS PASSING

Most seasons leading league

1 Daryle Lamonica, 1969

Jeff George, 1997

Most seasons leading team

9 Derek Carr, 2014-22

7 Ken Stabler, 1973-79

6 Daryle Lamonica, 1967-72

5 Tom Flores, 1960-61, 1963, 1965-66

Rich Gannon, 1999-03

4 Jim Plunkett, 1980, 1982-83, 1986

Marc Wilson, 1981, 1984-85, 1987

Jay Schroeder, 1988, 1990-92

Jeff Hostetler, 1993-96

Most consecutive seasons leading team

9 Derek Carr, 2014-22

7 Ken Stabler, 1973-79

6 Daryle Lamonica, 1967-72

5 Rich Gannon, 1999-03

4 Jeff Hostetler, 1993-96

3 Jay Schroeder, 1990-92

Most yards passing, career

35,222 Derek Carr, 2014-22

19,078 Ken Stabler, 1970-79

17,585 Rich Gannon, 1999-2004

16,655 Daryle Lamonica, 1967-74

12,665 Jim Plunkett, 1979-86

11,760 Marc Wilson, 1980-87

11,635 Tom Flores, 1960-66

11,122 Jeff Hostetler, 1993-96

Most seasons, 3,000-or-more yards passing

9 Derek Carr, 2014-22

4 Rich Gannon, 1999-2002

3 Daryle Lamonica, 1967-69

2 Jeff Hostetler, 1993-94

Kerry Collins, 2004-05

1 Ken Stabler, 1979

Jeff George, 1997

Carson Palmer, 2012

Most consecutive seasons, 3,000-or-more yards passing

9 Derek Carr, 2014-22

4 Rich Gannon, 1999-2002

3 Daryle Lamonica, 1967-69

2 Jeff Hostetler, 1993-94

Kerry Collins, 2004-05

Most yards passing, season

4,804 Derek Carr, 2021

4,689 Rich Gannon, 2002

4,103 Derek Carr, 2020

4,054 Derek Carr, 2019

4,049 Derek Carr, 2018

Most yards passing, rookie, season



QB Rich Gannon

3,270 Derek Carr, 2014

1,547 Matt McGloin, 2013

373 JaMarcus Russell, 2007

298 Chon Gallegos, 1962

246 David Humm, 1975

Most yards passing, game

513 Derek Carr, at TB; Oct. 30, 2016

437 Derek Carr, vs. Cle.; Sept. 30, 2018

435 Derek Carr, vs. Bal.; Sept. 13, 2021

427 Cotton Davidson, vs. Den.; Oct. 25, 1964

424 Jeff Hostetler, vs. SD; Oct. 31, 1993

417 Carson Palmer, vs. SD; Jan. 1, 2012

Derek Carr, vs. KC; Oct. 19, 2017

Most games, 300-or-more yards passing, career

33 Derek Carr, 2014-22

20 Rich Gannon, 1999-2004

11 Daryle Lamonica, 1967-74

10 Jim Plunkett, 1979-86

Carson Palmer, 2011-12

8 Ken Stabler, 1970-79

Marc Wilson, 1980-87

Most games, 300-or-more yards passing, season

10	Rich Gannon, 2002
6	Carson Palmer, 2012
	Derek Carr, 2015
	Derek Carr, 2020
	Derek Carr, 2021
5	Daryle Lamonica, 1968
4	Cotton Davidson, 1964
	Rich Gannon, 2001
	Kerry Collins, 2004
	Carson Palmer, 2011
	Derek Carr, 2016
	Derek Carr, 2018

Most consecutive games, 300-or-more yards passing

6	Rich Gannon, Sept. 15-Oct. 27, 2002
3	Cotton Davidson, Oct. 16-Nov. 1, 1964
	Daryle Lamonica, Nov. 3-24, 1968
	Rich Gannon, Nov. 24-Dec. 8, 2002
	Carson Palmer, Nov. 4-18, 2012
	Derek Carr, Nov. 1-15, 2015
	Derek Carr, Oct. 19-Nov. 5, 2017
	Derek Carr, Sept. 13, 2021-Sept. 26, 2021

Longest pass completion

99	Jim Plunkett (to Cliff Branch), at Was.; Oct. 2, 1983
94	George Blanda (to Warren Wells), vs. Den.; Nov. 10, 1968
93	Tom Flores (to Dobie Craig), vs. NYJ; Oct. 20, 1963 (no TD)
92	Marc Wilson (to Marcus Allen), vs. Sea.; Oct. 7, 1984 (no TD)
90	Cotton Davidson (to Dick Dorsey), at SD; Dec. 2, 1962 (no TD)
88	Ken Stabler (to Cliff Branch), vs. GB; Oct. 24, 1976
87	Derek Carr (to Amari Cooper), at LAC; Dec. 31, 2017
86	Jim Plunkett (to Cliff Branch), at Phi.; Nov. 23, 1980
	JaMarcus Russell (to Zach Miller), vs. Phi.; Oct. 18, 2009
85	Tom Flores (to Charley Fuller), at Buf.; Nov. 5, 1961 (no TD)
	Jay Schroeder (to Mervyn Fernandez), at NO; Oct. 23, 1988
	Derek Carr (to Nelson Agholor), vs. Mia.; Dec. 26, 2020

AVERAGE GAIN

Most seasons leading league

1	Ken Stabler, 1976
	Jay Schroeder, 1990



QB Daryle Lamonica

Highest average gain, career (800 att.)

7.7	Ken Stabler, 1970-79
7.6	Carson Palmer, 2011-12
7.4	Jim Plunkett, 1979-86
7.4	Daryle Lamonica, 1967-74
7.4	Jay Schroeder, 1988-92

Highest average gain, season (200 att.)

9.4	Ken Stabler, 1976
-----	-------------------

8.6	Tom Flores, 1966
8.5	Jay Schroeder, 1990
8.5	Tom Flores, 1963
8.4	Carson Palmer, 2011

Highest average gain, game (20 att.)

15.0	Carson Palmer, at SD; Nov. 10, 2011
14.3	Daryle Lamonica, at Mia.; Sept. 21, 1968
14.0	Tom Flores, vs. Hou.; Dec. 22, 1963
13.3	Jeff Hostetler, vs. SD; Oct. 31, 1993
13.0	Ken Stabler, at Den.; Oct. 22, 1973

TOUCHDOWNS

Most seasons leading league

2	Daryle Lamonica, 1967, 1969
	Ken Stabler, 1974, 1976

Most TD passes, career

217	Derek Carr, 2014-22
150	Ken Stabler, 1970-79
148	Daryle Lamonica, 1967-74
114	Rich Gannon, 1999-2004
92	Tom Flores, 1960-66

Most TD passes, season

34	Daryle Lamonica, 1969
32	Derek Carr, 2015
30	Daryle Lamonica, 1967, 1969
29	Jeff George, 1997
28	Rich Gannon, 2000
	Derek Carr, 2016

Most TD passes, rookie, season

21	Derek Carr, 2014
8	Matt McGloin, 2013
3	David Humm, 1975
	Todd Marinovich, 1991
2	Chon Gallegos, 1962
	JaMarcus Russell, 2007

Most TD passes, game

6	Tom Flores, vs. Hou.; Dec. 22, 1963
	Daryle Lamonica, vs. Buf.; Oct. 19, 1969
5	Tom Flores, vs. Den.; Dec. 15, 1963
	Cotton Davidson, vs. Den.; Oct. 25, 1964
	Marc Wilson, at SD; Oct. 21, 1984
	Rich Gannon, vs. Car.; Dec. 24, 2000
	Kerry Collins, vs. Ten.; Dec. 19, 2004

Most games, four-or-more TD passes, career

7	Daryle Lamonica, 1967-74
6	Ken Stabler, 1970-79
	Derek Carr, 2014-21
5	Rich Gannon, 1999-2004
3	Jeff Hostetler, 1993-96
2	Tom Flores, 1960-66
	Marc Wilson, 1980-87
	Kerry Collins, 2004-05
	Cotton Davidson, 1963-68

Most games, four-or-more TD passes, season

2	Tom Flores, 1963
	Cotton Davidson, 1964
	Daryle Lamonica, 1967
	Daryle Lamonica, 1968
	Daryle Lamonica, 1969
	Ken Stabler, 1974
	Ken Stabler, 1975
	Rich Gannon, 2000
	Kerry Collins, 2004
	Derek Carr, 2015
	Derek Carr, 2016

Most consecutive games, four-or-more TD passes

2	Tom Flores, Dec. 15-22, 1963
	Derek Carr, Nov. 1-8, 2015

Most consecutive games, TD pass

25	Daryle Lamonica, Dec. 8, 1968-Nov. 15, 1970
19	Rich Gannon, Nov. 5, 2001-Nov. 11, 2002
18	Derek Carr, Dec. 18, 2016-Dec. 31, 2017
15	Ken Stabler, Dec. 14, 1975-Sept. 18, 1977
14	Derek Carr, Nov. 29, 2015-Oct. 30, 2016

INDIVIDUAL RECORDS

PASSES HAD INTERCEPTED

Most passes had intercepted, career

143	Ken Stabler, 1970-79
115	Daryle Lamonica, 1967-74
99	Derek Carr, 2014-22
86	Marc Wilson, 1980-87
83	Tom Flores, 1960-66

Most passes had intercepted, season

30	Ken Stabler, 1978
25	Daryle Lamonica, 1969
24	Ken Stabler, 1975
23	Cotton Davidson, 1962
22	Ken Stabler, 1979

Fewest passes had intercepted, season (200 att.)

4	Rich Gannon, 2003 (225 attempts)
5	Rick Mirer, 2003 (221 attempts)
6	Derek Carr, 2016 (560 attempts)
7	Steve Beuerlein, 1988 (238 attempts)
8	Marc Wilson, 1987 (266 attempts)
	JaMarcus Russell, 2008 (368 attempts)
	Jason Campbell, 2010 (329 attempts)
	Matt McGloin, 2013 (211 attempts)
	Derek Carr, 2019 (515 attempts)

Most passes had intercepted, game

7	Ken Stabler, vs. Den.; Oct. 16, 1977
6	Cotton Davidson, at SD; Nov. 1, 1964
	Donald Hollas, vs. Mia.; Dec. 6, 1998
5	Daryle Lamonica, at Cin.; Nov. 2, 1969
	Ken Stabler, at Mia.; Dec. 10, 1978
	Ken Stabler, at NYJ; Oct. 21, 1979
	Jim Plunkett, vs. KC; Oct. 5, 1980

Most attempts, no interceptions, game

59	Derek Carr, at TB; Oct. 30, 2016
56	Derek Carr, at KC; Dec. 14, 2014
54	Derek Carr, at Cle.; Oct. 26, 2014
52	Derek Carr, vs. KC; Oct. 19, 2017
48	Kerry Collins, vs. NYG; Dec. 31, 2005

LOWEST PERCENTAGE, PASSES HAD INTERCEPTED

Most seasons leading league

2	Daryle Lamonica, 1967-68
1	Tom Flores, 1965

Lowest percentage, career (800 att.)

2.0	Rich Gannon, 1999-2004 (50 int., 2,448 att.)
	Derek Carr, 2014-22 (99 int., 4,958 att.)
3.0	Kerry Collins, 2004-05 (32 int., 1,078 att.)
3.1	Jeff Hostetler, 1993-96 (49 int., 1,562 att.)
3.4	Carson Palmer, 2011-12 (30 int., 893 att.)

Lowest percentage, season (200 att.)

1.1	Derek Carr, 2016 (6 int., 560 att.)
1.6	Derek Carr, 2019 (8 int., 513 att.)
1.6	Rich Gannon, 2002 (10 int., 618 att.)
1.6	Rich Gannon, 2001 (9 int., 549 att.)
1.7	Jeff George, 1997 (9 int., 521 att.)

TIMES SACKED (since 1963; sack became official in 1982)

Most times sacked, career

264	Derek Carr, 2014-22
189	Ken Stabler, 1970-79
178	Jim Plunkett, 1979-86
171	Marc Wilson, 1980-87
162	Rich Gannon, 1999-2004

Most times sacked, season

58	Jeff George, 1997
51	Derek Carr, 2018
49	Rich Gannon, 1999
46	Andrew Walter, 2006
42	Jim Plunkett, 1983

Most times sacked, game

10	Jeff George, at KC; Sept. 6, 1998
9	Steve Beuerlein, vs. LARm.; Sept. 18, 1988
	Andrew Walter, at Sea.; Nov. 6, 2006
	Terrelle Pryor, at KC; Oct. 13, 2013
8	Jim Plunkett, at Phi.; Nov. 23, 1980

Jim Plunkett, at Sea.; Oct. 16, 1983
 Marc Wilson, vs. SD; Sept. 28, 1986
 Marc Wilson, vs. Chi.; Dec. 27, 1987
 Donald Hollas, vs. Mia.; Dec. 6, 1998

RECEIVING

Most seasons leading league, receptions

2	Todd Christensen, 1983, 1986
1	Fred Biletnikoff, 1971
	Tim Brown, 1997

Most seasons leading team, receptions

11	Tim Brown, 1988, 1992-2001
6	Fred Biletnikoff, 1968-73
5	Todd Christensen, 1982-86
4	Art Powell, 1963-66
3	Cliff Branch, 1974-75, 1979
	Dave Casper, 1976-78
	Zach Miller, 2008-10
	Michael Crabtree, 2015-17

Most consecutive seasons leading team, receptions


10	Tim Brown, 1992-2001
6	Fred Biletnikoff, 1968-73
5	Todd Christensen, 1982-86
4	Art Powell, 1963-66
3	Dave Casper, 1976-78
	Zach Miller, 2008-10
	Michael Crabtree, 2015-17

Most receptions, career

1,070	Tim Brown, 1988-2003
589	Fred Biletnikoff, 1965-78
501	Cliff Branch, 1972-85
461	Todd Christensen, 1979-88
446	Marcus Allen, 1982-92

Most seasons, 50-or-more receptions

11	Tim Brown, 1993-2003
4	Art Powell, 1963-66
	Fred Biletnikoff, 1968-69, 1971-72
	Marcus Allen, 1983-85, 1987
	Todd Christensen, 1983-86



WR Fred Biletnikoff

Most receptions, season

107	Darren Waller, 2020
104	Tim Brown, 1997
103	Hunter Renfrow, 2021
100	Davante Adams, 2022
95	Todd Christensen, 1986
92	Todd Christensen, 1983
	Jerry Rice, 2002
91	Tim Brown, 2001
	Charlie Garner, 2002
90	Tim Brown, 1996
	Tim Brown, 1999
	Darren Waller, 2019

Most receptions, rookie, season

72	Amari Cooper, 2015
49	Hunter Renfrow, 2019

44	Zach Miller, 2007
43	Tim Brown, 1988
42	Raymond Chester, 1970
Most receptions, game	
14	Tim Brown, vs. Jac.; Dec. 21, 1997 Brandon Myers, vs. Cle.; Dec. 2, 2012
13	Tim Brown, at KC; Oct. 27, 2002 Darren McFadden, vs. SD; Sept. 10, 2012 Darren Waller, at Min.; Sept. 22, 2019 Darren Waller, at NY; Dec. 6, 2020 Hunter Renfrow, at KC; Dec. 12, 2021
12	Dave Casper, at NE; Oct. 3, 1976 Tim Brown, vs. Dal.; Nov. 19, 1995 Amari Cooper, at TB; Oct. 30, 2016 Darren Waller, vs. NO; Sept. 21, 2020

RECEIVING YARDS

Most seasons leading league

1	Art Powell, 1963 Warren Wells, 1969 Cliff Branch, 1974
---	--

Most seasons leading team

10	Tim Brown, 1992-2001
6	Cliff Branch, 1974-76, 1979-80, 1982
4	Art Powell, 1963-66 Todd Christensen, 1983-86
3	Fred Biletnikoff, 1967, 1971-72 Warren Wells, 1968-70 Mervyn Fernandez, 1988-89, 1991 Zach Miller, 2008-10

Most consecutive seasons leading team

10	Tim Brown, 1992-2001
4	Art Powell, 1963-66 Todd Christensen, 1983-86
3	Warren Wells, 1968-70 Cliff Branch, 1974-76 Zach Miller, 2008-10

Most yards receiving, career

14,734	Tim Brown, 1988-2003
8,974	Fred Biletnikoff, 1965-78
8,685	Cliff Branch, 1972-85
5,872	Todd Christensen, 1979-88
4,491	Art Powell, 1963-66

Most seasons, 1,000-or-more yards receiving

9	Tim Brown, 1993-2001
3	Art Powell, 1963-64, 1966 Todd Christensen, 1983-84, 1986
2	Warren Wells, 1968-69 Cliff Branch, 1974, 1976 Todd Christensen, 1983-84 Jerry Rice, 2001-02 Amari Cooper, 2015-16 Darren Waller, 2019-20

Most yards receiving, season

1,516	Davante Adams, 2022
1,408	Tim Brown, 1997
1,361	Art Powell, 1964
1,344	Tim Brown, 1999
1,342	Tim Brown, 1995
1,309	Tim Brown, 1994
1,304	Art Powell, 1963
1,260	Warren Wells, 1969
1,247	Todd Christensen, 1983
1,211	Jerry Rice, 2002

Most yards receiving, rookie, season

1,070	Amari Cooper, 2015
771	James Jett, 1993
725	Tim Brown, 1988
665	Jessie Hester, 1985
618	Denarius Moore, 2011
605	Hunter Renfrow, 2019

Most yards receiving, game

247	Art Powell, vs. HouO.; Dec. 22, 1963
210	Amari Cooper, vs. KC; Oct. 19, 2017
206	Art Powell, at BosP.; Oct. 8, 1965

200	Darren Waller, at NY; Dec. 6, 2020
198	Warren Wells, vs. Den.; Oct. 11, 1970
193	Jessie Hester, vs. Phi.; Nov. 30, 1986
190	Tim Brown, vs. NY; Oct. 24, 1999

Most games, 200-or-more yards receiving, career

2	Art Powell, 1963-66
1	Amari Cooper, 2015-18 Darren Waller, 2018-21

Most games, 100-or-more yards receiving, career

43	Tim Brown, 1988-2003
22	Cliff Branch, 1972-85
21	Fred Biletnikoff, 1965-78
18	Art Powell, 1963-66
14	Warren Wells, 1967-70 Todd Christensen, 1979-88

Most games, 100-or-more yards receiving, season

8	Davante Adams, 2022
7	Art Powell, 1964 Warren Wells, 1968 Tim Brown, 1997
6	Cliff Branch, 1976 Tim Brown, 1995

Most consecutive games, 100-or-more yards receiving

3	Art Powell, Oct. 10-25, 1964 Warren Wells, Oct. 27-Nov. 10, 1968 Cliff Branch, Nov. 3-17, 1974 Cliff Branch, Oct. 24-Nov. 7, 1976 Tim Brown, Oct. 24-Nov. 14, 1999 Darren Waller, Dec. 17 2020-Jan. 3, 2021 Hunter Renfrow, Nov. 25, 2021-Dec. 12, 2021 Davante Adams, Nov. 6-20, 2022
---	---

Longest pass reception

99	Cliff Branch (from Jim Plunkett), at Was.; Oct. 2, 1983
94	Warren Wells (from George Blanda), vs. Den.; Nov. 10, 1968
93	Dobie Craig (from Tom Flores), vs. NYJ; Oct. 20, 1963 (no TD)
92	Marcus Allen (from Marc Wilson), vs. Sea.; Oct. 7, 1984 (no TD)
90	Dick Dorsey (from Cotton Davidson), at SD; Dec. 2, 1962 (no TD)
88	Cliff Branch (from Ken Stabler), vs. GB; Oct. 24, 1976
87	Amari Cooper (from Derek Carr), at LAC; Dec. 31, 2017
86	Cliff Branch (from Jim Plunkett), at Phi.; Nov. 23, 1980 Zach Miller (from JaMarcus Russell), vs. Phi.; Oct. 18, 2009
85	Charley Fuller (from Tom Flores), at Buf.; Nov. 5, 1961 (no TD) Mervyn Fernandez (from Jay Schroeder), at NO; Oct. 23, 1988 Nelson Agholor (from Derek Carr) vs. Mia.; Dec. 26, 2020

AVERAGE GAIN

Highest average gain, career (145 rec.)

23.3	Warren Wells, 1967-70 (156-3,634)
20.0	Willie Gault, 1988-93 (149-2,985)
19.4	Dokie Williams, 1983-87 (148-2,866)
18.0	Mervyn Fernandez, 1987-92 (209-3,764)
17.7	Art Powell, 1963-66 (254-4,491)

Highest average gain, season (24 rec.)

26.8	Warren Wells, 1969 (47-1,260)
26.0	Mervyn Fernandez, 1988 (31-805)
24.6	Willie Gault, 1989 (28-690)
24.2	Cliff Branch, 1976 (46-1,111)
23.4	James Jett, 1993 (33-771)

Highest average gain, game (3 rec.)

57.3	Clem Daniels, vs. Buf.; Sept. 15, 1963 (3-172)
48.3	Jessie Hester, vs. Phi.; Nov. 30, 1986 (4-193)
43.3	Marcus Allen, vs. Sea.; Oct. 7, 1984 (4-173)
42.3	Warren Wells, at Den.; Nov. 10, 1968 (3-127)
41.7	Raghib Ismail, vs. Ind.; Oct. 22, 1995 (3-125)
41.3	Davante Adams, at KC; Oct. 10, 2022 (3-124)

TOUCHDOWN RECEPTIONS

- Most seasons leading league**
 2 Warren Wells, 1968-69
 Cliff Branch, 1974, 1976
 1 Art Powell, 1963
 Davante Adams, 2022
- Most consecutive seasons leading league**
 2 Warren Wells, 1968-69
- Most seasons leading team**
 10 Tim Brown, 1991-96, 1998, 2000-01, 2003
 5 Cliff Branch, 1974-77, 1982
 Todd Christensen, 1982-86
 4 Art Powell, 1963-66
 3 Warren Wells, 1968-70
 Jerry Porter, 2002, 2004, 2007
 Denarius Moore, 2011-13
 Michael Crabtree, 2015-17
- Most consecutive seasons leading team**
 6 Tim Brown, 1991-96
 5 Todd Christensen, 1982-86
 4 Art Powell, 1963-66
 Cliff Branch, 1974-77
 3 Warren Wells, 1968-70
 Denarius Moore, 2011-13
 Michael Crabtree, 2015-17
- Most TD receptions, career**
 99 Tim Brown, 1988-2003
 76 Fred Biletnikoff, 1965-78
 67 Cliff Branch, 1972-84
 50 Art Powell, 1963-66
 42 Warren Wells, 1967-70
- Most TD receptions, season**
 16 Art Powell, 1963
 14 Warren Wells, 1969
 Davante Adams, 2022
 13 Cliff Branch, 1974
 12 Art Powell, 1965
 Fred Biletnikoff, 1969
 Cliff Branch, 1976
 Todd Christensen, 1983
 James Jett, 1997
- Most TD receptions, rookie, season**
 7 Raymond Chester, 1970
 6 Amari Cooper, 2015
 5 Mike Siani, 1972
 Tim Brown, 1988
 Denarius Moore, 2011
 Foster Moreau, 2019
- Most TD receptions, game**
 4 Art Powell, vs. HouO.; Dec. 22, 1963
 3 17 times; last:
 Michael Crabtree, vs. NYJ, Sept. 17, 2017

YARDS FROM SCRIMMAGE

- Most yards from scrimmage, career**
 14,924 Tim Brown, 1988-2003
 12,803 Marcus Allen, 1982-92
 8,974 Fred Biletnikoff, 1965-78
 8,755 Cliff Branch, 1972-85
 8,394 Clem Daniels, 1961-67
- Most yards from scrimmage, season**
 2,314 Marcus Allen, 1985
 2,053 Josh Jacobs, 2022
 1,926 Marcus Allen, 1984
 1,903 Charlie Garner, 2002
 1,784 Clem Daniels, 1963
 1,697 Napoleon Kaufman, 1997
- Most yards from scrimmage, game**
 303 Josh Jacobs, at Sea.; Nov. 27, 2022
 256 Clem Daniels, vs. NYJ; Oct. 20, 1963
 248 Clem Daniels, vs. Buf.; Sept. 15, 1963
 247 Art Powell, vs. HouO.; Dec. 22, 1963
 242 Michael Bush, at SD; Nov. 10, 2011
 235 Bo Jackson, at Sea.; Nov. 30, 1987

SPECIAL TEAMS

PUNTING

- Most punts, career**
 1,049 Ray Guy, 1973-86
 1,014 Shane Lechler, 2000-12
 642 Jeff Gossett, 1988-96
 426 Marquette King, 2013-17
 364 Mike Eischeid, 1966-71
- Most punts, season**
 109 Marquette King, 2014
 98 Leo Araguz, 1998
 96 Ray Guy, 1981
 Shane Lechler, 2003
 Shane Lechler, 2009
 93 Leo Araguz, 1997
- Most punts, game**
 16 Leo Araguz, vs. SD; Oct. 11, 1998
 11 Wayne Crow, vs. HouO.; Sept. 11, 1960
 Mike Mercer, vs. BosP; Sept. 22, 1963
 Ray Guy, vs. Cle.; Nov. 18, 1973
 Shane Lechler, vs. Car.; Nov. 9, 2008
 Shane Lechler, vs. KC; Nov. 15, 2009
 Marquette King, at Hou.; Nov. 17, 2013
 Marquette King, at KC; Dec. 14, 2014
- Longest punt**
 80 Shane Lechler, vs. Chi.; Nov. 27, 2011
 77 Wayne Crow, vs. NYJ; Oct. 29, 1961
 Shane Lechler, at Den.; Sept. 12, 2011
 76 Shane Lechler, at KC; Dec. 24, 2011
 74 Ray Guy, at Den.; Oct. 30, 1977
 AJ Cole, at LAC; Dec. 22, 2019
 73 Shane Lechler, vs. SD; Sept. 28, 2003



Ray Guy

AVERAGE YARDAGE, PUNTING

- Most seasons leading league, gross average**
 5 Shane Lechler, 2003-05, 2007, 2009
 3 Ray Guy, 1974-75, 1977
 1 Marquette King, 2013
 AJ Cole, 2021
- Highest gross average, punting, career (150 punts)**
 47.5 Shane Lechler, 2000-12 (1,014-48,215)
 AJ Cole, 2019-22 (234-11,106)
 46.8 Marquette King, 2013-17 (426-19,941)
 42.9 Leo Araguz, 1996-99 (280-12,024)
 42.4 Ray Guy, 1973-86 (1,049-44,493)
 42.3 Mike Eischeid, 1966-71 (364-15,381)
- Highest gross average, punting, season (35 punts)**
 51.1 Shane Lechler, 2009
 50.8 Shane Lechler, 2011
 50.0 AJ Cole, 2021
 49.1 Shane Lechler, 2007
 48.9 Marquette King, 2013
 AJ Cole, 2022



RB Josh Jacobs

Highest gross average, punting, game (4 punts)

- 59.0 Shane Lechler, at Den.; Dec. 24, 2005 (5-295)
- 58.8 AJ Cole, vs. Ind.; Nov. 13, 2022 (5-294)
- 58.2 Shane Lechler, at Den.; Sept. 12, 2011 (6-349)
- 57.6 Ray Guy, at Den.; Sept. 6, 1981 (5-288)
- 57.0 AJ Cole, at Den.; Oct. 17, 2021 (4-228)
- 56.9 Shane Lechler, at KC; Sept. 20, 2009 (7-398)

Highest net average, career (150 punts, since 1976)

- 41.5 AJ Cole, 2019-22
- 40.8 Marquette King, 2013-17
- 38.8 Shane Lechler, 2000-12
- 35.3 Jeff Gossett, 1988-96
- 35.0 Leo Araguz, 1996-99

Highest net average, season (35 punts, since 1976)

- 43.9 Shane Lechler, 2009
- AJ Cole, 2022
- 42.7 Marquette King, 2017
- 42.5 AJ Cole, 2021
- 41.4 Marquette King, 2016
- 41.2 Shane Lechler, 2008

Highest net average, punting, game (4 punts, since 1976)

- 55.0 Marquette King, vs. LAC; Oct. 15, 2017
- 53.4 AJ Cole, vs. Ind.; Nov. 13, 2022
- 52.2 Shane Lechler, vs. NYJ; Oct. 25, 2009
- 50.8 Marquette King, vs. Den.; Oct. 11, 2015
- 50.6 Shane Lechler, at Ari.; Sept. 26, 2010
- 50.6 Marquette King, at Jac.; Oct. 23, 2016

PUNTS HAD BLOCKED

Most punts had blocked, career

- 4 Shane Lechler, 2000-12
- 3 Mike Eischeid, 1966-71
- Jerry DePoyster, 1971-72
- Ray Guy, 1973-86
- Jeff Gossett, 1988-96
- Marquette King, 2013-17

Most punts had blocked, season

- 3 Jerry DePoyster, 1972
- 2 Wayne Crow, 1961
- Ray Guy, 1978
- Jeff Gossett, 1990
- Marquette King, 2013

PUNTS INSIDE THE 20

Most punts inside the 20, career (since 1976)

- 322 Shane Lechler, 2000-12
- 210 Ray Guy, 1976-86
- 180 Jeff Gossett, 1988-96
- 128 Marquette King, 2013-17
- 107 AJ Cole, 2019-22
- 86 Leo Araguz, 1996-99

Most punts inside the 20, season (since 1976)

- 40 Marquette King, 2015
- 34 Marquette King, 2016
- 33 Shane Lechler, 2008
- AJ Cole, 2019
- 32 Ray Guy, 1985

- 31 Marquette King, 2014
- Most punts inside the 20, game (since 1976)**
- 6 Marquette King, vs. SD; Dec. 24, 2015
 - 5 Leo Araguz, vs. SD; Oct. 11, 1998
 - Shane Lechler, vs. SD; Sept. 3, 2000
 - Shane Lechler, vs. NYJ; Oct. 19, 2008
 - Shane Lechler, vs. KC; Nov. 15, 2009
 - Marquette King, at Den.; Dec. 13, 2015
 - Marquette King, at Den.; Jan. 1, 2017
 - 4 30 times; last: AJ Cole, at NO; Oct. 30, 2022

PUNT RETURNS

Most seasons leading league

- 2 Claude Gibson, 1963, 1965
- Rodger Bird, 1966-67
- George Atkinson, 1968, 1973
- 1 Greg Pruitt, 1983
- Fulton Walker, 1985

Most punt returns, career

- 320 Tim Brown, 1988-2002
- 168 Neal Colzie, 1975-78
- 148 George Atkinson, 1968-77
- 138 Greg Pruitt, 1982-84
- 115 Johnnie Lee Higgins, 2007-10



S George Atkinson

Most punt returns, season

- 62 Fulton Walker, 1985
- 58 Greg Pruitt, 1983
- 53 Greg Pruitt, 1984
- 49 Fulton Walker, 1986
- Tim Brown, 1988

Most punt returns, rookie, season

- 49 Tim Brown, 1988
- 48 Neal Colzie, 1975
- 37 Rodger Bird, 1966
- 36 George Atkinson, 1968
- 35 Ted Watts, 1981

Most punt returns, game

- 9 Rodger Bird, vs. Den.; Sept. 10, 1967
- Cle Montgomery, vs. Det.; Dec. 10, 1984
- 8 Neal Colzie, vs. SD; Oct. 5, 1975
- Ted Watts, vs. NE; Nov. 1, 1981
- Fulton Walker, vs. Cle.; Nov. 16, 1986
- Desmond Howard, vs. SD; Oct. 11, 1989

FAIR CATCHES

Most fair catches, career

- 150 Tim Brown, 1988-2003
- 43 Johnnie Lee Higgins, 2007-10
- 41 Greg Pruitt, 1982-84
- 36 Rod Sherman, 1967-71
- 34 Hunter Renfrow, 2019-22

Most fair catches, season

- 21 Tim Brown, 1996
- Tim Brown, 2001
- Johnnie Lee Higgins, 2009
- 20 Tim Brown, 1993

INDIVIDUAL RECORDS

- Desmond Howard, 1997
Hunter Renfrow, 2021
- Most fair catches, game**
- 5 Darrien Gordon, vs. Atl.; Nov. 26, 2000
4 Nine times; last: TJ Carrie, at KC; Dec. 8, 2016

YARDS GAINED, PUNT RETURNS

- Most seasons leading league**
- 2 Claude Gibson, 1963-64
Rodger Bird, 1966-67
- 1 George Atkinson, 1968
Neal Colzie, 1975
Greg Pruitt, 1983
Fulton Walker, 1985
Tim Brown, 1994
Johnnie Lee Higgins, 2008

- Most punt return yards, career**
- 3,272 Tim Brown, 1988-2003
1,747 Neal Colzie, 1975-78
1,348 Greg Pruitt, 1982-84
1,247 George Atkinson, 1968-77
1,132 Fulton Walker, 1985-86

- Most punt return yards, season**
- 692 Fulton Walker, 1985
666 Greg Pruitt, 1983
655 Neal Colzie, 1975
612 Rodger Bird, 1967
570 Johnnie Lee Higgins, 2008

- Most punt return yards, rookie, season**
- 655 Neal Colzie, 1975
490 George Atkinson, 1968
444 Tim Brown, 1988
323 Rodger Bird, 1966
306 Jalen Richard, 2016

- Most punt return yards, game**
- 205 George Atkinson, at Buf.; Sept. 15, 1968 (5-205)
152 Cle Montgomery, at Det.; Dec. 10, 1984 (9-152)
143 Rodger Bird, vs. Den.; Sept. 10, 1967 (9-143)
134 Rodger Bird, vs. SD; Oct. 29, 1967 (5-134)
133 Desmond Howard, vs. Sea.; Nov. 15, 1998 (6-133)

- Longest punt return (All TDs)**
- 99 Dwayne Harris, vs. Den.; Dec. 24, 2018
97 Greg Pruitt, at Was.; Oct. 2, 1983
93 Johnnie Lee Higgins, at Mia.; Nov. 16, 2008
89 Johnnie Lee Higgins, at Den.; Nov. 23, 2008
88 Tim Brown, vs. KC; Dec. 9, 2001
86 George Atkinson, at Buf.; Sept. 15, 1968
85 Claude Gibson, vs. KC; Nov. 3, 1963
83 Phillip Buchanon, vs. Ten.; Sept. 29, 2002
82 George Atkinson, vs. SD; Oct. 13, 1968

AVERAGE YARDAGE, PUNT RETURNS

- Most seasons leading league**
- 2 Claude Gibson, 1963-64
1 Bob Garner, 1962
Rodger Bird, 1967
- Highest punt return average, career (50 attempts)**
- 12.6 Claude Gibson, 1963-65 (86-1,083)
11.3 Rodger Bird, 1966-68 (94-1,063)
11.0 Phillip Buchanon, 2002-04 (72-790)
10.4 Desmond Howard, 1997-98 (72-751)
10.4 Neal Colzie, 1975-78 (168-1,747)

- Highest average, season (14 returns)**
- 14.4 Claude Gibson, 1964 (29-419)
14.1 Dwayne Harris, 2018 (20-281)
13.9 Cle Montgomery, 1984 (14-194)
13.7 Neal Colzie, 1975 (48-655)
13.6 Phillip Buchanon, 2003 (36-491)

- Highest average, rookie, season (14 returns)**
- 13.7 Neal Colzie, 1975
13.6 George Atkinson, 1968
11.9 Phillip Buchanon, 2002
9.2 Alvin Wyatt, 1970
9.1 Tim Brown, 1988

Highest average, game (3 returns)

- 42.3 Neal Colzie, at Den.; Nov. 2, 1975 (3-127)
41.0 George Atkinson, at Buf.; Sept. 15, 1968 (5-205)
32.0 Phillip Buchanon, vs. NYJ; Nov. 9, 2003 (3-96)
30.7 Phillip Buchanon, at SD; Dec. 28, 2003 (3-92)
30.0 Ron Smith, vs. Dal.; Dec. 14, 1974 (3-90)

KICKOFF RETURNS

TOUCHDOWNS, PUNT RETURNS

- Most seasons leading league**
- 1 Claude Gibson, 1963
George Atkinson, 1968
Alvin Wyatt, 1970
Greg Pruitt, 1983
Desmond Howard, 1998
Phillip Buchanon, 2003
Johnnie Lee Higgins, 2008

- Most TDs, career**
- 3 Claude Gibson, 1963-65
George Atkinson, 1968-77
Tim Brown, 1988-2003
Phillip Buchanon, 2002-04
Johnnie Lee Higgins, 2007-10
Desmond Howard, 1997-98
- 2 Desmond Howard, 1997-98
1 Eight tied; last: Dwayne Harris, 2018

- Most TDs, season**
- 3 Johnnie Lee Higgins, 2008
2 Claude Gibson, 1963
George Atkinson, 1968
Desmond Howard, 1998
Phillip Buchanon, 2003

- Most TDs, game**
- 1 25 times; last: Dwayne Harris, vs. Den.; Dec. 24, 2018

- Most seasons leading league, returns**
- 2 Chris Carr, 2005-06
1 Jack Larscheid, 1960
George Fleming, 1961
Tim Brown, 1988
Desmond Howard, 1997

- Most kickoff returns, career**
- 201 Chris Carr, 2005-07
113 Bo Roberson, 1962-65
110 Desmond Howard, 1997-98
104 Raghib Ismail, 1993-95
98 Napoleon Kaufman, 1995-2000

- Most kickoff returns, season**
- 73 Chris Carr, 2005
69 Chris Carr, 2006
61 Desmond Howard, 1997
59 Chris Carr, 2007
53 Doug Gabriel, 2004
Jacob Ford, 2010

- Most kickoff returns, rookie, season**
- 73 Chris Carr, 2005
53 Jacob Ford, 2010
41 Tim Brown, 1988
35 Ira Matthews, 1979
32 George Atkinson, 1968

- Most kickoff returns, game**
- 10 Desmond Howard, at Sea.; Oct. 26, 1997
8 Raghib Ismail, at Sea.; Dec. 17, 1995
7 19 times; last: Jacob Ford, vs. Mia.; Nov. 28, 2010

KICKOFF RETURN YARDS

- Most seasons leading league**
- 2 Chris Carr, 2005-06
1 Tim Brown, 1988
- Most kickoff return yards, career**
- 4,841 Chris Carr, 2005-07
2,791 Bo Roberson, 1962-65
2,358 Desmond Howard, 1997-98
2,234 Raghib Ismail, 1993-95
2,149 Napoleon Kaufman, 1995-2000

Most kickoff return yards, season

1,762	Chris Carr, 2006
1,752	Chris Carr, 2005
1,327	Chris Carr, 2007
1,318	Desmond Howard, 1997
1,280	Jacoby Ford, 2010

Most kickoff return yards, rookie, season

1,752	Chris Carr, 2005
1,280	Jacoby Ford, 2010
1,098	Tim Brown, 1988
873	Ira Matthews, 1979
802	George Atkinson, 1968

Most kickoff return yards, game

223	Desmond Howard, at Sea.; Oct. 26, 1997
220	Terry Kirby, at Sea.; Nov. 11, 2001
208	Jacoby Ford, vs. Mia.; Nov. 28, 2010
206	Chris Carr, at Bal.; Sept. 17, 2006
199	Doug Gabriel, at Hou.; Oct. 3, 2004

Longest kickoff return (All TDs)

104	Ira Matthews, vs. SD; Oct. 25, 1979
102	Harold Hart, at Mia.; Sept. 22, 1975
101	Jacoby Ford, vs. Cle.; Oct. 16, 2011
	Jacoby Ford, vs. Mia.; Nov. 28, 2010

AVERAGE YARDAGE

Most seasons leading league

1	Larry Brunson, 1979
	Tim Brown, 1988

Highest average, career (50 returns)

27.1	Clarence Davis, 1971-77 (79-2,140)
25.0	Jacoby Ford, 2010-13 (75-1,874)
24.9	George Atkinson, 1968-77 (76-1,893)
24.7	Bo Roberson, 1962-65 (113-2,791)
24.1	Chris Carr, 2005-07 (201-4,841)

Highest average, season (12 returns)

30.5	Harold Hart, 1975 (17-518)
28.4	Jack Larscheid, 1960 (30-852)
27.8	Bryan McCann, 2011 (13-361)
27.7	Bo Roberson, 1962 (27-748)
27.2	Clarence Davis, 1971 (27-734)

Highest average, game (3 returns)

53.0	Harold Hart, at Mia.; Sept. 22, 1975 (3-159)
49.7	Bryan McCann, at KC; Dec. 24, 2011 (3-149)
45.3	David Dunn, vs. Atl.; Nov. 26, 2000 (3-136)
45.0	Ira Matthews, vs. SD; Oct. 25, 1979 (4-180)
41.7	Bo Roberson, vs. SD; Sept. 30, 1962 (3-125)

TOUCHDOWNS

Most seasons leading league

1	Bo Roberson, 1962
	Ira Matthews, 1979
	Tim Brown, 1988
	Jacoby Ford, 2010

Most TDs, career

4	Jacoby Ford, 2010-13
2	Terry Kirby, 2000-02
	Justin Miller, 2008-09
1	10 tied

Most TDs, season

3	Jacoby Ford, 2010
2	Justin Miller, 2008
1	13 times; last: Jacoby Ford, 2011

Most TDs, game

1	18 times; last: Jacoby Ford, vs. Cle.; Oct. 16, 2011
---	--

COMBINED KICK RETURNS

Most combined kick returns, career

369	Tim Brown, 1988-2003
278	Chris Carr, 2005-07
224	George Atkinson, 1968-77
186	Greg Pruitt, 1982-84
182	Desmond Howard, 1997-98

Most combined kick returns, season

107	Chris Carr, 2005
104	Chris Carr, 2006
94	Desmond Howard, 1998

90 Tim Brown, 1988

89 Greg Pruitt, 1983

YARDS GAINED, COMBINED KICK RETURNS

Most yards gained, career

5,295	Chris Carr, 2005-07
4,507	Tim Brown, 1988-2003
3,140	George Atkinson, 1968-77
3,109	Desmond Howard, 1997-98
2,845	Bo Roberson, 1962-65

Most yards gained, season

1,978	Chris Carr, 2006
1,938	Chris Carr, 2005
1,581	Desmond Howard, 1998
1,542	Tim Brown, 1988
1,528	Desmond Howard, 1997

Most yards gained, game

245	Chris Carr, at Bal.; Sept. 17, 2006
244	Desmond Howard, at Buf.; Dec. 13, 1998
230	George Atkinson, at Buf.; Sept. 15, 1968
227	Greg Pruitt, at Was.; Oct. 2, 1983
223	Desmond Howard, at Sea.; Oct. 26, 1997

TOUCHDOWNS, COMBINED KICK RETURN

Most TD, combined kick returns, career

4	Tim Brown, 1988-2003
	Jacoby Ford, 2010-13
3	Claude Gibson, 1963-65
	George Atkinson, 1968-77
	Terry Kirby, 2000-02
	Phillip Buchanon, 2002-04
	Johnnie Lee Higgins, 2007-10

Most TDs, season

3	Johnnie Lee Higgins, 2008 (3 PR, 0 KR)
	Jacoby Ford, 2010 (0 PR, 3 KR)
2	Claude Gibson, 1963 (2 PR, 0 KR)
	George Atkinson, 1968 (2 PR, 0 KR)
	Desmond Howard, 1998 (2 PR, 0 KR)
	Terry Kirby, 2002 (1 PR, 1 KR)
	Phillip Buchanon, 2003 (2 PR, 0 KR)
	Justin Miller, 2008 (0 PR, 2 KR)

Most TDs, game

1	43 times; last: Dwayne Harris, vs. Den.; Dec. 24, 2018
---	--

COMBINED NET YARDS

Rushing, receiving, interception returns, punt returns, kickoff returns and fumble returns

COMBINED ATTEMPTS

Most combined attempts, career

2,547	Marcus Allen, 1982-92
1,650	Mark van Eeghen, 1974-81
1,501	Tim Brown, 1988-2003
1,377	Clem Daniels, 1961-67
1,252	Darren McFadden, 2008-14
1,207	Napoleon Kaufman, 1995-2000
1,116	Pete Banaszak, 1966-78
1,026	Charlie Smith, 1968-74
1,008	Tyrene Wheatley, 1999-2004
1,001	Marv Hubbard, 1969-75
989	Clarence Davis, 1971-78
981	Harvey Williams, 1994-98
926	Hewitt Dixon, 1966-70
923	Justin Fargas, 2003-09

Most combined attempts, season

449	Marcus Allen, 1985
393	Josh Jacobs, 2022
342	LaMont Jordan, 2005
342	Marcus Allen, 1984
341	Harvey Williams, 1994
339	Mark van Eeghen, 1977
336	Marcus Allen, 1983
313	Napoleon Kaufman, 1997
309	Harvey Williams, 1997
307	Latavius Murray, 2015

INDIVIDUAL RECORDS

306	Josh Jacobs, 2020
301	Mark van Eeghen, 1978

COMBINED NET YARDS GAINED

Most combined net yards gained, career

19,443	Tim Brown, 1988-2003
12,798	Marcus Allen, 1982-92
9,266	Clem Daniels, 1961-67
8,981	Fred Biletnikoff, 1965-78
8,969	Cliff Branch, 1972-85
8,048	Napoleon Kaufman, 1995-2000
7,486	Mark van Eeghen, 1974-81
6,641	Clarence Davis, 1971-78
6,057	Darren McFadden, 2008-14
5,933	Todd Christensen, 1979-88
5,892	Josh Jacobs, 2019-22
5,394	Chris Carr, 2005-07
5,374	Charlie Smith, 1968-74
5,147	Pete Banaszak, 1966-78
5,073	Marv Hubbard, 1969-75

Most combined net yards gained, season

2,317	Tim Brown, 1988
2,308	Marcus Allen, 1985
2,053	Josh Jacobs, 2022
1,978	Chris Carr, 2006
1,938	Chris Carr, 2005
1,926	Marcus Allen, 1984
1,905	Jacoby Ford, 2010
1,904	Charlie Garner, 2002
1,812	Johnnie Lee Higgins, 2008
1,796	Tim Brown, 1994
1,784	Clem Daniels, 1963
1,726	Napoleon Kaufman, 1999
1,706	Tim Brown, 1995
1,705	Doug Gabriel, 2004
1,697	Napoleon Kaufman, 1997
1,657	Darren McFadden, 2010

Most combined net yards gained, rookie, season

2,317	Tim Brown, 1988
1,937	Chris Carr, 2005
1,905	Jacoby Ford, 2010
1,316	Josh Jacobs, 2019
1,240	Arthur Whittington, 1978
1,152	Clarence Davis, 1971

Most touchdowns, game

1	43 times, last: Dwayne Harris, vs. Den.; Dec. 24, 2018
---	--

DEFENSE

SACKS

(Became official stat in 1982)

Most seasons leading league

1	Derrick Burgess, 2005
---	-----------------------

Most sacks, career

107.5	Greg Townsend, 1983-93, 1997
84.0	Howie Long, 1981-93
57.5	Anthony Smith, 1991-97
53.0	Bill Pickel, 1983-90
40.5	Khalil Mack, 2014-17

Most sacks, season

16.0	Derrick Burgess, 2005
15.5	Sean Jones, 1986
15.0	Khalil Mack, 2015
13.0	Howie Long, 1983
	Greg Townsend, 1991
	Anthony Smith, 1992
	Pat Swilling, 1995

Most sacks, rookie, season

10.5	Greg Townsend, 1983
10.0	Maxx Crosby, 2019
9.0	Aaron Wallace, 1990
6.0	Bill Pickel, 1983
5.5	Scott Davis, 1988

Most sacks, game

5.0	Howie Long, at Was.; Oct. 2, 1983
	Khalil Mack, at Den.; Dec. 13, 2015
4.0	Anthony Smith, at Sea.; Oct. 18, 1992
	Anthony Smith, vs. Sea.; Sept. 12, 1993
	Kameron Wimbley, at SD; Nov. 10, 2011
	Maxx Crosby, vs. Cin.; Nov. 17, 2019
3.5	Howie Long, at KC; Dec. 12, 1982
	Bill Pickel, at Det.; Dec. 10, 1984
	Greg Townsend, vs. Was.; Oct. 29, 1999
3.0	23 times; last: Chandler Jones, vs. LAC; Dec. 4, 2022

Most seasons, 10-or-more sacks

7	Greg Townsend, 1983, 1985-86, 1988-91
3	Howie Long, 1983-85
	Anthony Smith, 1991-93
	Bill Pickel, 1994-96
	Khalil Mack, 2015-17
2	Lance Johnstone, 1998-99
	Derrick Burgess, 2005-06



WR Tim Brown

Maxx Crosby, 2019, 2022

Most consecutive seasons, 10-or-more sacks

4	Greg Townsend, 1988-91
3	Howie Long, 1983-85
	Anthony Smith, 1991-93
	Bill Pickel, 1994-96
	Khalil Mack, 2015-17
2	Greg Townsend, 1985-86
	Lance Johnstone, 1998-99
	Derrick Burgess, 2005-06

DEFENSIVE TOUCHDOWNS

Most defensive TDs, career

7	Terry McDaniel, 1990-96
6	Rod Martin, 1980-84
5	Dan Conners, 1966-69
	Lester Hayes, 1979-86
4	George Atkinson, 1968-73
	Greg Townsend, 1983-90
	Eric Allen, 2000-01
	Phillip Buchanon, 2002-04
3	Charles Woodson, 1998-2005, 2013

Most defensive TDs, season

3	Charlie Phillips, 1978
	Terry McDaniel, 1994
	Eric Allen, 2000
2	18 times, last: Erik Harris, 2019

Most defensive TDs, rookie, season

2	Gus Otto, 1965
1	George Atkinson, 1968
	Greg Townsend, 1983
	Lance Johnstone, 1996
	Charles Woodson, 1998
	Phillip Buchanon, 2002
	Keith McGill II, 2014

INTERCEPTIONS

Most seasons leading league

- 1 Dave Grayson, 1968
- Lester Hayes, 1980
- Ronnie Lott, 1991
- Rod Woodson, 2002

Most seasons leading team

- 6 Terry McDaniel, 1990, 1992-96
- 4 Vann McElroy, 1983, 1986-88
- Lester Hayes, 1979-81, 1985
- 3 Willie Brown, 1967, 1972-73
- Mike Haynes, 1984-85, 1988
- Eric Allen, 1998-2000
- Michael Huff, 2009-10, 2012
- Charles Woodson, 1998, 2014-15

Most consecutive seasons leading team

- 5 Terry McDaniel, 1992-96
- 3 Lester Hayes, 1979-81
- Vann McElroy, 1986-88
- Eric Allen, 1998-2000
- 2 13 times; last: Charles Woodson, 2014-15

Most interceptions by career

- 39 Willie Brown, 1967-78
- Lester Hayes, 1977-86
- 34 Terry McDaniel, 1988-97
- 31 Vann McElroy, 1982-90
- 30 George Atkinson, 1968-77
- Jack Tatum, 1971-79

Most interceptions by season

- 13 Lester Hayes, 1980
- 10 Tommy Morrow, 1962
- Dave Grayson, 1968
- 9 Eddie Macon, 1960
- Tommy Morrow, 1963

Most interceptions by rookie season

- 10 Tommy Morrow, 1962
- 6 Charlie Phillips, 1975
- 5 Charles Woodson, 1998
- 4 Wayne Crow, 1960
- Rodger Bird, 1966
- George Atkinson, 1968
- Jack Tatum, 1971
- Neal Colzie, 1975

Most interceptions by game

- 3 Tommy Morrow, at Hou.; Sept. 7, 1963
- Dave Grayson, vs. SD; Oct. 29, 1967
- Dave Grayson, at SD; Oct. 26, 1969
- Willie Brown, vs. LARm.; Oct. 29, 1972
- George Atkinson, at Cle.; Oct. 6, 1974
- Charlie Phillips, vs. Den.; Dec. 8, 1975
- Terry McDaniel, at NE; Oct. 9, 1994
- Rod Woodson, vs. Ten.; Sept. 29, 2002

YARDS GAINED

Most seasons leading league

- 1 Fred Williamson, 1962
- Lester Hayes, 1980
- James Davis, 1982
- Mike Haynes, 1984
- Eddie Anderson, 1989

Most interception yards, career

- 636 Jack Tatum, 1971-79
- 624 Dave Grayson, 1965-70
- Terry McDaniel, 1988-97
- 572 Lester Hayes, 1977-86
- 531 Eddie Anderson, 1987-97

Most interception yards, season

- 273 Lester Hayes, 1980
- 233 Eddie Anderson, 1989
- 225 Rod Woodson, 2002
- 220 Mike Haynes, 1984
- 195 Dave Grayson, 1968


Most interception yards, rookie season

- 136 Jack Tatum, 1971

- 131 Gus Otto, 1965
- 118 Charles Woodson, 1998
- 81 Phillip Buchanon, 2002
- 66 George Atkinson, 1968

Most interception yards, game

- 151 Mike Haynes, at Mia.; Dec. 2, 1984
- 134 Terry McDaniel, vs. Den.; Nov. 22, 1992
- 115 Erik Harris, vs. LAC; Nov. 7, 2019
- 102 Eddie Anderson, at Mia.; Dec. 14, 1992
- 100 Rod Woodson, vs. Ten.; Sept. 29, 2002
- Chris Carr, vs. Pit.; Oct. 29, 2006



CB Lester Hayes

Longest interception return (All TDs)

- 102 Eddie Anderson, at Mia.; Dec. 14, 1992
- 100 Chris Carr, vs. Pit.; Oct. 29, 2006
- 98 Rod Woodson, at Den.; Nov. 11, 2002
- 97 Mike Haynes, at Mia.; Dec. 2, 1984
- 94 Eric Turner, vs. Den.; Sept. 20, 1998
- 83 Phillip Buchanon, vs. Cin.; Sept. 14, 2003

Most TDs on interceptions, career

- 5 Terry McDaniel, 1988-97
- 4 Dave Grayson, 1965-70
- Lester Hayes, 1977-86
- Rod Martin, 1979-88
- Phillip Buchanon, 2002-04

Most TDs on interceptions, season

- 3 Eric Allen, 2000
- 2 Dave Grayson, 1965
- Gus Otto, 1965
- Warren Powers, 1967
- Jimmy Warren, 1971
- Lester Hayes, 1979
- Rod Martin, 1983
- Eddie Anderson, 1989
- Terry McDaniel, 1994
- Anthony Dorsett, 2001
- Rod Woodson, 2002
- Phillip Buchanon, 2003-04
- Thomas Howard, 2007
- Erik Harris, 2019

Most TDs on interceptions, rookie season

- 2 Gus Otto, 1965
- 1 George Atkinson, 1968
- Charles Woodson, 1998
- Phillip Buchanon, 2002

Most TDs on interceptions, game

- 1 91 times; last: Duron Harmon, vs. Hou.; Oct. 23, 2022

ANNUAL LEADERS

PASSING

		Att	Comp	Yds	Pct	TD	Int
1960	Tom Flores	252	136	1,738	54.0	12	12
1961	Tom Flores	366	190	2,176	51.9	15	19
1962	Cotton Davidson	321	119	1,977	37.1	7	23
1963	Tom Flores	247	113	2,101	45.7	20	13
1964	Cotton Davidson	320	155	2,497	48.4	21	19
1965	Tom Flores	269	122	2,593	45.4	14	11
1966	Tom Flores	306	151	2,638	49.3	24	14
1967	Daryle Lamonica	425	220	3,228	51.8	30	20
1968	Daryle Lamonica	416	206	3,245	49.5	25	15
1969	Daryle Lamonica	426	221	3,302	51.9	34	25
1970	Daryle Lamonica	356	179	2,516	50.3	22	15
1971	Daryle Lamonica	242	118	1,717	48.8	16	16
1972	Daryle Lamonica	281	149	1,998	53.0	18	12
1973	Ken Stabler	260	163	1,997	62.7	14	10
1974	Ken Stabler	310	178	2,469	57.4	26	12
1975	Ken Stabler	293	171	2,296	58.4	16	24
1976	Ken Stabler	291	194	2,737	66.7	27	17
1977	Ken Stabler	294	169	2,176	57.5	20	20
1978	Ken Stabler	406	237	2,944	58.4	16	30
1979	Ken Stabler	498	304	3,615	61.0	26	22
1980	Jim Plunkett	320	165	2,299	51.6	18	16
1981	Marc Wilson	366	173	2,311	47.3	14	19
1982	Jim Plunkett	261	152	2,035	58.2	14	15
1983	Jim Plunkett	379	230	2,935	60.7	20	18
1984	Marc Wilson	282	153	2,151	54.3	15	17
1985	Marc Wilson	388	193	2,608	49.7	16	21
1986	Jim Plunkett	252	133	1,986	52.8	14	9
1987	Marc Wilson	266	152	2,070	57.0	12	8
1988	Jay Schroeder	256	113	1,839	44.1	13	13
1989	Steve Beuerlein	217	108	1,677	49.8	13	9
1990	Jay Schroeder	334	182	2,849	54.5	19	9
1991	Jay Schroeder	357	189	2,562	52.9	15	16

		Att	Comp	Yds	Pct	TD	Int
1992	Jay Schroeder	253	123	1,476	48.6	11	11
1993	Jeff Hostetler	419	236	3,242	56.3	14	10
1994	Jeff Hostetler	455	263	3,334	57.8	20	16
1995	Jeff Hostetler	286	172	1,998	60.1	12	9
1996	Jeff Hostetler	402	242	2,548	60.2	23	14
1997	Jeff George	521	290	3,917	55.7	29	9
1998	Donald Hollas	260	135	1,754	51.9	10	16
1999	Rich Gannon	515	304	3,840	59.0	24	14
2000	Rich Gannon	473	284	3,430	60.0	28	11
2001	Rich Gannon	549	361	3,828	65.8	27	9
2002	Rich Gannon	618	418	4,689	67.6	26	10
2003	Rich Gannon	225	125	1,274	55.6	6	4
2004	Kerry Collins	513	289	3,495	56.3	21	20
2005	Kerry Collins	565	302	3,759	53.5	20	12
2006	Andrew Walter	276	147	1,677	53.3	3	13
2007	Josh McCown	190	111	1,151	58.4	10	11
2008	JaMarcus Russell	368	198	2,423	53.8	13	8
2009	JaMarcus Russell	246	120	1,287	48.8	3	11
2010	Jason Campbell	329	194	2,387	59.0	13	8
2011	Carson Palmer	328	199	2,753	60.7	13	16
2012	Carson Palmer	565	345	4,018	61.1	22	14
2013	Terrelle Pryor	272	156	1,798	57.4	7	11
2014	Derek Carr	599	348	3,270	58.1	21	12
2015	Derek Carr	573	350	3,987	61.1	32	13
2016	Derek Carr	560	357	3,937	63.8	28	6
2017	Derek Carr	515	323	3,496	62.7	22	13
2018	Derek Carr	553	381	4,049	68.9	19	10
2019	Derek Carr	513	361	4,054	70.4	21	8
2020	Derek Carr	517	348	4,103	67.3	27	9
2021	Derek Carr	626	428	4,804	68.4	23	14
2022	Derek Carr	502	305	3,522	60.8	24	14

RUSHING

		No	Yds	Avg	TD	Lg
1960	Tony Teresa	139	608	4.4	6	83
1961	Wayne Crow	119	490	4.1	2	62
1962	Clem Daniels	161	766	4.8	7	72
1963	Clem Daniels	215	1,099	5.1	3	74
1964	Clem Daniels	173	824	4.8	2	42
1965	Clem Daniels	219	884	4.0	5	57
1966	Clem Daniels	204	801	3.9	7	64
1967	Clem Daniels	130	575	4.4	4	52
1968	Hewritt Dixon	206	865	4.2	2	28
1969	Charlie Smith	177	600	3.4	2	26
1970	Hewritt Dixon	197	861	4.4	1	39
1971	Marv Hubbard	181	867	4.8	5	20
1972	Marv Hubbard	219	1,100	5.0	4	39
1973	Marv Hubbard	193	903	4.7	6	50
1974	Marv Hubbard	188	865	4.6	4	32
1975	Pete Banaszak	187	672	3.6	16	27
1976	Mark van Eeghen	233	1,012	4.3	3	21
1977	Mark van Eeghen	324	1,273	3.9	7	27
1978	Mark van Eeghen	270	1,080	4.0	9	34
1979	Mark van Eeghen	223	818	3.7	7	19
1980	Mark van Eeghen	222	838	3.8	5	34
1981	Kenny King	170	828	4.9	0	60
1982	Marcus Allen	160	697	4.4	11	53
1983	Marcus Allen	266	1,014	3.8	9	19
1984	Marcus Allen	275	1,168	4.3	13	52
1985	Marcus Allen	380	1,759	4.6	11	61
1986	Marcus Allen	208	759	3.7	5	28
1987	Marcus Allen	200	754	3.8	5	44
1988	Marcus Allen	223	831	3.7	7	32
1989	Bo Jackson	173	950	5.5	4	92
1990	Bo Jackson	125	698	5.6	5	88
1991	Roger Craig	162	590	3.6	1	15
1992	Eric Dickerson	187	729	3.9	2	40
1993	Greg Robinson	156	591	3.8	1	16
1994	Harvey Williams	282	983	3.5	4	28
1995	Harvey Williams	255	1,114	4.4	9	60
1996	Napoleon Kaufman	150	874	5.8	1	77
1997	Napoleon Kaufman	272	1,294	4.8	6	83
1998	Napoleon Kaufman	217	921	4.2	2	80

		No	Yds	Avg	TD	Lg
1999	Tyrone Wheatley	242	936	3.9	8	30
2000	Tyrone Wheatley	232	1,046	4.5	9	80
2001	Charlie Garner	211	839	4.0	1	38
2002	Charlie Garner	182	962	5.3	7	36
2003	Tyrone Wheatley	159	678	4.3	4	41
2004	Amos Zereoue	112	425	3.8	3	55
2005	LaMont Jordan	272	1,025	3.8	9	26
2006	Justin Fargas	178	659	3.7	1	48
2007	Justin Fargas	222	1,009	4.6	4	48
2008	Justin Fargas	218	853	3.9	1	42
2009	Michael Bush	123	589	4.8	3	60
2010	Darren McFadden	223	1,157	5.2	7	57
2011	Michael Bush	256	977	3.8	7	44
2012	Darren McFadden	216	707	3.3	2	64
2013	Rashad Jennings	163	733	4.5	6	80
2014	Darren McFadden	155	534	3.5	2	25
2015	Lataavius Murray	266	1,066	4.0	6	54
2016	Lataavius Murray	195	788	4.0	12	42
2017	Marshawn Lynch	207	891	4.3	7	51
2018	Doug Martin	172	723	4.2	4	29
2019	Josh Jacobs	242	1,150	4.8	7	51
2020	Josh Jacobs	273	1,065	3.9	12	28
2021	Josh Jacobs	217	872	4.2	9	28
2022	Josh Jacobs	340	1,653	4.9	12	86



RB Mark van Eeghen

RECEIVING

	No	Yds	Avg	TD	Lg
1960 Billy Lott	49	524	10.7	1	28
1961 Doug Asad	42	592	14.1	2	51
1962 Max Boydston	30	374	12.5	0	58
1963 Art Powell	73	1,304	17.9	16	85
1964 Art Powell	76	1,361	17.9	11	77
1965 Art Powell	52	800	15.4	12	66
1966 Art Powell	53	1,026	19.4	11	46
1967 Hewritt Dixon	59	563	9.5	2	48
1968 Fred Biletnikoff	61	1,037	17.0	6	82
1969 Fred Biletnikoff	45	837	15.5	12	53
1970 Fred Biletnikoff	54	768	17.1	7	51
1971 Fred Biletnikoff	61	929	15.2	9	49
1972 Fred Biletnikoff	58	802	13.8	7	39
1973 Fred Biletnikoff	48	660	13.8	4	32
1974 Cliff Branch	60	1,092	18.2	13	67
1975 Cliff Branch	51	893	17.5	9	53
1976 Dave Casper	53	691	13.0	10	30
1977 Dave Casper	48	584	12.2	6	27
1978 Dave Casper	62	852	13.7	9	44
1979 Cliff Branch	59	844	14.3	6	66
1980 Bob Chandler	49	786	16.0	10	56
1981 Derrick Ramsey	52	674	13.0	4	66
1982 Todd Christensen	42	510	12.1	4	50
1983 Todd Christensen	92	1,247	13.6	12	45
1984 Todd Christensen	80	1,007	12.6	7	38
1985 Todd Christensen	82	987	12.0	6	48
1986 Todd Christensen	95	1,153	12.1	8	35
1987 Marcus Allen	51	410	8.0	0	39
1988 Tim Brown	43	725	16.9	5	65
1989 Mervyn Fernandez	57	1,069	18.8	9	75
1990 Mervyn Fernandez	52	839	16.1	5	66
1991 Ethan Horton	53	650	12.3	5	52
1992 Tim Brown	49	693	14.1	7	68
1993 Tim Brown	80	1,180	14.8	7	71
1994 Tim Brown	89	1,309	14.7	9	77
1995 Tim Brown	89	1,342	15.1	10	80
1996 Tim Brown	90	1,104	12.3	9	42
1997 Tim Brown	104	1,408	13.5	5	59
1998 Tim Brown	81	1,012	12.5	9	49

SCORING

	TD	PAT	FG	Total
1960 Tony Teresa	10	0	0	60
1961 George Fleming	1	24	11	63
1962 Clem Daniels	8	0	0	48
1963 Art Powell	16	0	0	96
1964 Mike Mercer	0	34	15	79
1965 Clem Daniels	12	0	0	72
1966 Art Powell	12	0	0	72
1966 Mike Eischeid	0	37	11	70
1967 George Blanda	0	56	20	116
1968 George Blanda	0	54	21	117
1969 George Blanda	0	45	20	105
1970 George Blanda	0	36	16	84
1971 George Blanda	0	41	15	86
1972 George Blanda	0	44	17	95
1973 George Blanda	0	31	23	100
1974 Cliff Branch	13	0	0	78
1975 Pete Banaszak	16	0	0	96
1976 Cliff Branch	12	0	0	72
1977 Errol Mann	0	39	20	99
1978 Errol Mann	0	33	12	69
1979 Jim Breech	0	41	18	95
1980 Chris Bahr	0	41	19	98
1981 Chris Bahr	0	27	14	69
1982 Marcus Allen	14	0	0	84
1983 Chris Bahr	0	51	21	114
1984 Marcus Allen	18	0	0	108
1985 Chris Bahr	0	40	20	100
1986 Chris Bahr	0	36	21	99
1987 Chris Bahr	0	27	19	84
1988 Chris Bahr	0	37	18	91
1989 Jeff Jaeger	0	34	23	103
1990 Jeff Jaeger	0	40	15	85
1991 Jeff Jaeger	0	29	29	116

	No	Yds	Avg	TD	Lg
1999 Tim Brown	90	1,344	14.9	6	47
2000 Tim Brown	76	1,128	14.8	11	45
2001 Tim Brown	91	1,165	12.8	9	46
2002 Jerry Rice	92	1,211	13.2	7	75
2003 Jerry Rice	63	869	13.8	2	47
2004 Jerry Porter	64	998	15.6	9	52
2005 Jerry Porter	76	942	12.4	5	49
2006 Ronald Curry	62	727	11.7	1	39
2007 Ronald Curry	55	717	13.0	4	49
2008 Zach Miller	56	778	13.9	1	63
2009 Zach Miller	66	805	12.2	3	86
2010 Zach Miller	60	685	11.4	5	43
2011 D.Heyward-Bey	64	975	15.2	4	58
2012 Brandon Myers	79	806	10.2	4	29
2013 Rod Streater	60	888	14.8	4	66
2014 James Jones	73	666	9.1	6	42
2015 Michael Crabtree	85	922	10.8	9	38
2016 Michael Crabtree	89	1,003	11.3	8	56
2017 Michael Crabtree	58	618	10.7	8	41
2018 Jared Cook	68	896	13.2	6	45
2019 Darren Waller	90	1,145	12.7	3	75
2020 Darren Waller	107	1,196	11.2	9	38
2021 Hunter Renfrow	103	1,038	10.1	9	54
2022 Davante Adams	100	1,516	15.2	14	60



TE Todd Christensen

	TD	PAT	FG	Total
1992 Jeff Jaeger	0	28	15	73
1993 Jeff Jaeger	0	27	35	132
1994 Jeff Jaeger	0	31	22	97
1995 Jeff Jaeger	0	22	13	61
1996 Cole Ford	0	36	24	108
1997 Cole Ford	0	33	13	72
1997 James Jett	12	0	0	72
1998 Greg Davis	0	31	17	82
1999 Michael Husted	0	30	20	90
2000 Sebastian Janikowski	0	46	22	112
2001 Sebastian Janikowski	0	42	23	111
2002 Sebastian Janikowski	0	50	26	128
2003 Sebastian Janikowski	0	28	22	94
2004 Sebastian Janikowski	0	31	25	106
2005 Sebastian Janikowski	0	30	20	90
2006 Sebastian Janikowski	0	16	18	70
2007 Sebastian Janikowski	0	28	23	97
2008 Sebastian Janikowski	0	25	24	97
2009 Sebastian Janikowski	0	17	26	95
2010 Sebastian Janikowski	0	43	33	142
2011 Sebastian Janikowski	0	36	31	129
2012 Sebastian Janikowski	0	25	31	118
2013 Sebastian Janikowski	0	37	21	100
2014 Sebastian Janikowski	0	28	19	85
2015 Sebastian Janikowski	0	38	21	101
2016 Sebastian Janikowski	0	37	29	124
2017 Giorgio Taveccio	0	33	16	81
2018 Daniel Carlson	0	18	16	66
2019 Daniel Carlson	0	34	19	91
2020 Daniel Carlson	0	45	33	144
2021 Daniel Carlson	0	30	40	150
2022 Daniel Carlson	0	35	34	137

ANNUAL LEADERS

INTERCEPTIONS

	No	Yds	Avg	TD	Lg	
1960	Eddie Macon	9	105	11.7	1	42
1961	Joe Cannavino	5	14	2.8	0	9
	Fred Williamson	5	58	11.6	0	12
1962	Tom Morrow	10	141	14.1	0	36
1963	Tom Morrow	9	104	11.6	0	35
1964	Fred Williamson	6	40	6.7	0	28
1965	Warren Powers	5	56	11.2	0	21
1966	Warren Powers	5	88	17.6	0	35
1967	Willie Brown	7	33	4.7	1	25
1968	Dave Grayson	10	195	19.5	1	54
1969	Dave Grayson	8	132	16.5	1	76
1970	Kent McCloughan	5	5	1.0	0	5
1971	Nemiah Wilson	5	70	14.0	0	22
1972	George Atkinson	4	37	9.3	0	23
	Willie Brown	4	26	6.5	0	13
	Jack Tatum	4	91	22.8	0	56
	Nemiah Wilson	4	48	12.0	0	32
1973	George Atkinson	3	48	16.0	0	36
	Willie Brown	3	-1	-0.3	0	0
1974	Alonso Thomas	6	70	11.7	1	34
1975	Charles Phillips	6	45	7.5	0	23
	Alonso Thomas	6	86	14.3	0	48
1976	Monte Johnson	4	40	10.0	0	22
1977	Jack Tatum	6	146	24.3	0	41
1978	Charles Phillips	6	121	20.2	1	42
1979	Lester Hayes	7	100	14.3	2	52
1980	Lester Hayes	13	273	21.0	1	62
1981	Lester Hayes	3	0	0.0	0	0
	Odus McKinney	3	38	12.7	0	34
1982	Burgess Owens	4	56	14.0	0	35
1983	Vann McElroy	8	68	8.5	0	28
1984	Mike Haynes	6	220	36.7	1	97
1985	Lester Hayes	4	27	6.8	1	27
	Mike Haynes	4	8	2.0	0	8
1986	Vann McElroy	7	105	15.0	0	28
1987	Vann McElroy	4	41	10.3	1	35
1988	Mike Haynes	3	30	10.0	0	30
	Vann McElroy	3	17	5.7	0	13
1989	Eddie Anderson	5	233	46.6	2	87
1990	Eddie Anderson	3	49	16.3	0	31
	Mike Harden	3	19	6.3	0	15
	Terry McDaniel	3	20	6.7	0	15
1991	Ronnie Lott	8	52	6.5	0	27
1992	Terry McDaniel	4	180	45.0	0	67
1993	Terry McDaniel	5	87	17.4	1	36
1994	Terry McDaniel	7	103	14.7	2	35
1995	Terry McDaniel	6	46	7.7	1	42
1996	Terry McDaniel	5	150	30.0	1	56

PUNT RETURNS

	No	Yds	Avg	TD	Lg	
1960	Jack Larscheid	12	106	8.8	0	41
1961	Charles Fuller	4	52	13.0	0	25
1962	Bob Garner	20	162	8.1	0	25
1963	Claude Gibson	26	307	11.8	2	85
1964	Claude Gibson	29	419	14.4	0	58
1965	Claude Gibson	31	357	11.5	1	58
1966	Rodger Bird	37	323	8.7	0	42
1967	Rodger Bird	46	612	13.3	0	78
1968	George Atkinson	36	490	13.6	2	86
1969	George Atkinson	25	153	6.1	0	30
1970	Alvin Wyatt	25	231	9.2	1	63
1971	George Atkinson	20	159	8.0	0	34
1972	George Atkinson	10	33	3.3	0	8
1973	George Atkinson	41	336	8.2	1	63
1974	Ron Smith	41	486	11.9	0	55
1975	Neal Colzie	48	655	13.6	0	64
1976	Neal Colzie	41	448	10.9	0	32
1977	Neal Colzie	32	334	10.4	0	23
1978	Neal Colzie	47	310	6.6	0	24
1979	Ira Matthews	32	165	5.2	0	20
1980	Ira Matthews	48	421	8.8	0	34
1981	Ted Watts	35	284	8.1	1	52
1982	Greg Pruitt	27	209	7.7	0	25
1983	Greg Pruitt	58	666	11.5	1	97
1984	Greg Pruitt	53	473	8.9	0	38
1985	Fulton Walker	62	692	11.2	0	32
1986	Fulton Walker	49	440	9.0	1	70
1987	Chris Woods	26	189	7.3	0.0	34
1988	Tim Brown	49	444	9.1	0	36
1989	Bobby Joe Edmonds	16	168	10.5	0	20
1990	Tim Brown	34	295	8.7	0	39
1991	Tim Brown	29	330	11.4	1	75

	No	Yds	Avg	TD	Lg	
1997	Lorenzo Lynch	2	6	3.0	0	6
	James Trapp	2	24	12.5	0	25
	Eric Turner	2	45	22.5	0	29
	Lionel Washington	2	44	22.0	1	44
1998	Eric Allen	5	59	11.8	0	22
	Charles Woodson	5	118	23.6	1	46
1999	Eric Allen	3	33	11.0	0	31
	Darrien Gordon	3	44	14.7	0	28
	Eric Turner	3	43	14.3	0	24
2000	Eric Allen	6	145	24.2	3	50
	William Thomas	6	68	11.3	1	46
2001	Tory James	5	72	14.4	0	33
2002	Rod Woodson	8	225	28.1	2	98
2003	Phillip Buchanon	6	176	29.3	2	83
2004	Phillip Buchanon	3	69	23.0	1	37
2005	Stuart Schweigert	2	35	17.5	0	33
2006	Nnamdi Asomugha	8	59	7.4	1	24
2007	Thomas Howard	6	172	28.7	2	66
2008	Rashad Baker	3	8	2.7	0	8
	DeAngelo Hall	3	31	10.3	0	21
	Chris Johnson	3	68	22.7	0	44
2009	Michael Huff	3	15	5.0	0	10
	Chris Johnson	3	20	6.7	0	20
2010	Michael Huff	3	32	10.7	0	17
2011	Matt Giordano	5	130	26.0	0	62
2012	Phillip Adams	2	0	0.0	0	0
	Matt Giordano	2	45	22.5	0	24
	Joselio Hanson	2	24	12.0	0	21
	Michael Huff	2	0	0.0	0	0
2013	Mike Jenkins	2	0	0.0	0	0
	Tracy Porter	2	44	22.0	1	43
2014	Charles Woodson	4	35	8.8	0	30
2015	Charles Woodson	5	22	4.4	0	11
2016	Reggie Nelson	5	74	14.8	0	40
2017	Sean Smith	2	8	4.0	0	8
2018	Gareon Conley	3	64	21.3	1	36
	Marcus Gilchrist	3	2	0.7	0	2
2019	Erik Harris	3	145	48.3	2	59
2020	Jeff Heath	3	89	29.7	0	47
2021	Tre von Moehrig	1	0	0.0	0	0
	Trayvon Mullen Jr.	1	0	0.0	0	0
	Nate Hobbs	1	6	6.0	0	6
	Johnathan Abram	1	0	0.0	0	0
	Casey Hayward Jr.	1	0	0.0	0	0
	Brandon Facyson	1	0	0.0	0	0
2022	Duron Perryman	2	86	43.0	1	73
	Denzel Perryman	2	48	24.0	0	24
	Amik Robertson	2	7	3.5	0	7

KICKOFF RETURNS

	No	Yds	Avg	TD	Lg
1960 Jack Larscheid	30	852	28.4	0	78
1961 George Fleming	29	588	20.3	0	36
1962 Bo Roberson	27	748	27.7	1	87
1963 Bo Roberson	38	809	21.3	0	58
1964 Bo Roberson	36	975	27.1	0	59
1965 Larry Todd	20	461	23.1	0	50
1966 Pervis Atkins	29	608	21.0	0	35
1967 Dave Grayson	19	405	21.3	0	29
1968 George Atkinson	32	802	25.1	0	60
1969 George Atkinson	16	382	23.9	0	39
1970 George Atkinson	23	574	25.0	0	62
1971 Clarence Davis	27	734	27.2	0	44
1972 Clarence Davis	18	464	25.8	0	49
1973 Clarence Davis	19	504	26.5	0	76
1974 Harold Hart	18	466	25.9	0	67
1975 Harold Hart	17	518	30.5	1	102
1976 Rick Jennings	16	417	26.1	0	55
1977 Carl Garrett	21	420	20.0	0	31
1978 Arthur Whittington	23	473	20.6	0	34
1979 Ira Matthews	35	873	24.9	1	104
1980 Ira Matthews	29	585	20.2	0	45
1981 Arthur Whittington	25	563	22.5	0	47
1982 Greg Pruitt	14	371	26.5	0	55
1983 Greg Pruitt	31	604	19.5	0	42
1984 Dokie Williams	24	621	25.9	0	62
1985 Sam Seale	23	482	21.0	0	36
1986 Stefan Adams	27	573	21.2	0	51
1987 Vance Mueller	27	588	21.8	0	46
1988 Tim Brown	41	1,098	26.8	1	97
1989 Stefan Adams	22	425	19.3	0	37
1990 Jamie Holland	32	655	20.5	0	87
1991 Jamie Holland	22	421	19.1	0	27

	No	Yds	Avg	TD	Lg
1992 Alexander Wright	18	325	18.1	0	33
1993 Raghbi Ismail	25	605	24.2	0	66
1994 Raghbi Ismail	43	923	21.5	0	51
1995 Raghbi Ismail	36	706	19.6	0	43
1996 Carl Kidd	29	622	21.4	0	48
1997 Desmond Howard	61	1,318	21.6	0	45
1998 Desmond Howard	49	1,040	21.1	0	42
1999 Napoleon Kaufman	42	831	19.8	0	48
2000 David Dunn	44	1,073	24.4	1	88
2001 Terry Kirby	46	1,066	23.2	1	90
2002 Marcus Knight	29	705	24.3	0	65
2003 Doug Gabriel	29	646	22.3	1	85
2004 Doug Gabriel	53	1,140	21.5	0	64
2005 Chris Carr	73	1,752	24.0	0	62
2006 Chris Carr	69	1,762	25.5	0	50
2007 Chris Carr	59	1,327	25.5	0	43
2008 Johnnie Lee Higgins	36	842	23.4	0	69
2009 Jonathan Holland	28	550	19.6	0	60
2010 Jacoby Ford	53	1,280	24.2	3	101
2011 Bryan McCann	13	361	27.8	0	91
2012 Coye Francies	20	475	23.8	0	32
2013 Taiwan Jones	26	623	24.0	0	41
2014 Latavius Murray	19	429	22.6	0	38
2015 Taiwan Jones	31	829	26.7	0	70
2016 Jalen Richard	17	402	23.6	0	50
2017 Cordarrelle Patterson	19	538	28.3	0	49
2018 Dwayne Harris	29	663	22.9	0	34
2019 Trevor Davis	19	411	21.6	0	52
2020 Jalen Richard	10	240	24.0	0	44
2021 Jalen Richard	11	227	20.6	0	32
2022 Ameer Abdullah	26	543	20.9	0	33

PUNTING

	No	Yds	Avg	Lg
1960 Wayne Crow	76	2,958	38.9	72
1961 Wayne Crow	63	2,613	41.5	77
1962 Cotton Davidson	38	1,452	38.2	64
1963 Mike Mercer	75	3,007	40.0	53
1964 Mike Mercer	59	2,446	41.5	67
1965 Mike Mercer	75	3,079	41.1	70
1966 Mike Eischeid	65	2,703	41.6	56
1967 Mike Eischeid	76	3,364	44.3	62
1968 Mike Eischeid	64	2,788	43.6	72
1969 Mike Eischeid	69	2,944	42.7	58
1970 Mike Eischeid	79	3,121	39.5	57
1971 Jerry DePoyster	51	2,013	39.5	56
1972 Jerry DePoyster	55	2,031	36.9	57
1973 Ray Guy	69	3,127	45.3	72
1974 Ray Guy	74	3,124	42.2	66
1975 Ray Guy	68	2,979	43.8	64
1976 Ray Guy	67	2,785	41.6	66
1977 Ray Guy	59	2,552	43.3	74
1978 Ray Guy	81	3,462	42.7	69
1979 Ray Guy	69	2,939	42.6	71
1980 Ray Guy	71	3,099	43.6	66
1981 Ray Guy	96	4,195	43.7	69
1982 Ray Guy	47	1,839	39.1	57
1983 Ray Guy	78	3,384	42.8	67
1984 Ray Guy	91	3,809	41.9	63
1985 Ray Guy	89	3,627	40.8	68
1986 Ray Guy	90	3,620	40.2	64
1987 Stan Talley	56	2,277	40.7	63
1988 Jeff Gossett	91	3,804	41.8	58
1989 Jeff Gossett	67	2,711	40.5	60
1990 Jeff Gossett	60	2,315	38.6	57
1991 Jeff Gossett	67	2,961	44.2	61
1992 Jeff Gossett	77	3,255	42.3	56
1993 Jeff Gossett	71	2,971	41.8	61
1994 Jeff Gossett	77	3,377	43.9	65
1995 Jeff Gossett	75	3,089	41.2	60
1996 Jeff Gossett	57	2,264	39.7	64
1997 Leo Araguz	93	4,189	45.0	63
1998 Leo Araguz	98	4,256	43.4	64
1999 Leo Araguz	76	3,045	40.1	56
2000 Shane Lechler	65	2,984	45.9	69

	No	Yds	Avg	Lg
2001 Shane Lechler	73	3,375	46.2	65
2002 Shane Lechler	53	2,251	42.5	70
2003 Shane Lechler	96	4,503	46.9	73
2004 Shane Lechler	73	3,409	46.7	67
2005 Shane Lechler	82	3,744	45.7	64
2006 Shane Lechler	77	3,660	47.5	67
2007 Shane Lechler	73	3,585	49.1	70
2008 Shane Lechler	90	4,391	48.8	70
2009 Shane Lechler	96	4,909	51.1	70
2010 Shane Lechler	77	3,618	47.0	68
2011 Shane Lechler	78	3,960	50.8	80
2012 Shane Lechler	81	3,826	47.2	68
2013 Marquette King	84	4,107	48.9	66
2014 Marquette King	109	4,930	45.2	62
2015 Marquette King	83	3,697	44.5	70
2016 Marquette King	81	3,937	48.6	72
2017 Marquette King	69	3,270	47.4	65
2018 Johnny Townsend	70	3,022	43.2	64
2019 AJ Cole	67	3,081	46.0	74
2020 AJ Cole	44	1,939	44.1	63
2021 AJ Cole	64	3,202	50.0	71
2022 AJ Cole	59	2,884	48.9	67



P Shane Lechler

SUPERLATIVES

1,000 YARDS RUSHING

Yds	Name	Year
1,759	Marcus Allen	1985
1,653	Josh Jacobs	2022
1,294	Napoleon Kaufman	1997
1,273	Mark van Eeghen	1977
1,168	Marcus Allen	1984
1,157	Darren McFadden	2010
1,150	Josh Jacobs	2019
1,114	Harvey Williams	1995
1,100	Marv Hubbard	1972
1,099	Clem Daniels	1963
1,080	Mark van Eeghen	1978
1,066	Latavius Murray	2015
1,065	Josh Jacobs	2020
1,046	Tyrone Wheatley	2000
1,025	LaMont Jordan	2005
1,014	Marcus Allen	1983
1,012	Mark van Eeghen	1976
1,009	Justin Fargas	2007

1,000 YARDS RECEIVING

Yds	Name	Year
1,516	Davante Adams	2022
1,408	Tim Brown	1997
1,361	Art Powell	1964
1,344	Tim Brown	1999
1,342	Tim Brown	1995
1,309	Tim Brown	1994
1,304	Art Powell	1963
1,260	Warren Wells	1969
1,247	Todd Christensen	1983
1,211	Jerry Rice	2002
1,196	Darren Waller	2020
1,180	Tim Brown	1993
1,165	Tim Brown	2001
1,153	Todd Christensen	1986
1,153	Amari Cooper	2016
1,145	Darren Waller	2019
1,139	Jerry Rice	2001
1,137	Warren Wells	1968
1,128	Tim Brown	2000
1,111	Cliff Branch	1976
1,104	Tim Brown	1996
1,092	Cliff Branch	1974
1,070	Amari Cooper	2015
1,069	Mervyn Fernandez	1989
1,038	Hunter Renfrow	2021
1,037	Fred Biletnikoff	1968
1,026	Art Powell	1966
1,012	Tim Brown	1998
1,007	Todd Christensen	1984
1,005	Randy Moss	2005
1,003	Michael Crabtree	2016

3,000 YARDS PASSING

Yds	Name	Year
4,804	Derek Carr	2021
4,689	Rich Gannon	2002
4,103	Derek Carr	2020
4,054	Derek Carr	2019
4,049	Derek Carr	2018
4,018	Carson Palmer	2012
3,987	Derek Carr	2015
3,937	Derek Carr	2016
3,917	Jeff George	1997
3,840	Rich Gannon	1999
3,828	Rich Gannon	2001
3,759	Kerry Collins	2005
3,522	Derek Carr	2022
3,615	Ken Stabler	1979
3,496	Derek Carr	2017
3,495	Kerry Collins	2004
3,430	Rich Gannon	2000
3,334	Jeff Hostetler	1994
3,302	Daryle Lamonica	1969
3,270	Derek Carr	2014
3,245	Daryle Lamonica	1968
3,242	Jeff Hostetler	1993
3,228	Daryle Lamonica	1967

100 YARDS RUSHING

Att	Yds	Name	Game
33	229	Josh Jacobs	Nov. 27, 2022 vs. Sea.
28	227	Napoleon Kaufman	Oct. 19, 1997 vs. Den.
18	221	Bo Jackson	Nov. 30, 1987 at Sea.
27	200	Clem Daniels	Oct. 20, 1963 vs. NYJ
20	187	Clem Daniels	Dec. 9, 1962 at HouO.
28	187	Hewritt Dixon	Sept. 29, 1968 at HouO.
22	179	Justin Fargas	Sept. 30, 2007 at Mia.
27	177	Michael Bush	Dec. 28, 2008 at TB
24	173	Marcus Allen	Nov. 24, 1985 vs. Den.
19	171	Darren McFadden	Sept. 25, 2011 vs. NYJ
19	167	Clem Daniels	Oct. 25, 1964 vs. Den.
16	165	Darren McFadden	Oct. 24, 2010 at Den.
18	164	Hewritt Dixon	Oct. 19, 1970 vs. Was.
21	164	Darren McFadden	Sept. 14, 2008 at KC
26	162	Napoleon Kaufman	Sept. 28, 1997 vs. StL.
19	160	Harvey Williams	Oct. 8, 1995 vs. Sea.
13	159	Bo Jackson	Nov. 5, 1989 vs. Cin.
25	159	LaMont Jordan	Sept. 16, 2007 at Den.
22	158	Clem Daniels	Dec. 22, 1963 vs. HouO.
30	157	Michael Bush	Nov. 10, 2011 at SD
24	156	Marcus Allen	Dec. 5, 1982 vs. Sea.
28	156	Marcus Allen	Dec. 1, 1985 at Atl.
15	156	Tyrone Wheatley	Oct. 22, 2000 vs. Sea.
20	155	Marcus Allen	Dec. 2, 1984 at Mia.
21	154	Josh Jacobs	Oct. 10, 2022 at KC
17	152	Napoleon Kaufman	Nov. 29, 1998 vs. Was.
26	151	Mark van Eeghen	Sept. 17, 1978 at GB
22	150	Darren McFadden	Sept. 12, 2011 at Den.
22	150	Rashad Jennings	Nov. 17, 2013 at Hou.
20	149	Larry Todd	Nov. 7, 1965 at HouO.
25	146	Charlie Smith	Nov. 12, 1972 at Cin.
26	146	Tyrone Wheatley	Dec. 16, 2000 at Sea.
33	146	Justin Fargas	Dec. 2, 2007 vs. Den.
30	145	Darren McFadden	Sept. 19, 2010 vs. StL.
16	144	Clem Daniels	Dec. 20, 1964 vs. SD
19	144	Bo Jackson	Oct. 29, 1989 vs. Was.
28	144	Josh Jacobs	Oct. 2, 2022 vs. Den
26	144	Josh Jacobs	Dec. 4, 2022 vs. LAC
26	143	Marv Hubbard	Dec. 5, 1971 at Atl.
36	143	Mark van Eeghen	Oct. 23, 1977 at NYJ

Att	Yds	Name	Game
26	143	Mark van Eeghen	Nov. 28, 1977 vs. Buf.
31	143	Napoleon Kaufman	Oct. 25, 1998 vs. Cin.
20	143	Josh Jacobs	Oct. 23, 2022 vs. Hou.
12	141	Tony Teresa	Nov. 13, 1960 vs. Buf.
14	140	Napoleon Kaufman	Sept. 14, 1997 at Atl.
20	139	Napoleon Kaufman	Sept. 13, 1998 vs. NYG
22	139	Justin Fargas	Nov. 25, 2007 at KC
26	139	Latavius Murray	Sept. 27, 2015 at Cle.
12	138	Kenny King	Oct. 12, 1980 vs. SD
25	137	Michael Bush	Jan. 2, 2011 at KC
25	136	Kenny King	Sept. 21, 1980 vs. Was.
33	136	Marcus Allen	Sept. 13, 1987 at GB
21	136	Joe Aska	Oct. 6, 1996 at NYJ
31	135	Marcus Allen	Nov. 17, 1985 vs. Cin.
25	135	Marcus Allen	Dec. 8, 1985 at Den.
29	135	Charlie Garner	Dec. 28, 2002 vs. KC
26	134	Arthur Whittington	Nov. 5, 1978 at KC
24	134	Harvey Williams	Nov. 5, 1995 at Cin.
21	134	Zack Crockett	Jan. 2, 2005 vs. Jac.
21	133	Mark van Eeghen	Nov. 21, 1976 at Phi.
18	133	Michael Bush	Dec. 20, 2009 at Den.
25	132	LaMont Jordan	Dec. 18, 2005 vs. Cle.
26	132	Josh Jacobs	Jan. 9, 2022 vs. LAC
20	130	Marshawn Lynch	Sept. 30, 2018 vs. Cle.
19	129	Darren McFadden	Sept. 15, 2013 vs. Jac.
18	129	Bo Jackson	Dec. 10, 1990 at Det.
31	129	Josh Jacobs	Nov. 1, 2020 at Cle.
27	129	Josh Jacobs	Dec. 26, 2021 vs. Den.
29	128	Harvey Williams	Oct. 30, 1994 vs. HouO.
20	128	LaMont Jordan	Oct. 1, 2006 vs. Cle.
15	127	Charlie Garner	Sept. 8, 2002 vs. Sea.
20	126	Marcus Allen	Jan. 2, 1983 at SD
29	126	Marcus Allen	Oct. 6, 1985 vs. KC
27	126	Napoleon Kaufman	Sept. 21, 1997 at NYJ
26	126	LaMont Jordan	Oct. 2, 2005 at Dal.
19	125	Clem Daniels	Oct. 27, 1963 at SD
24	125	Marv Hubbard	Sept. 24, 1972 at GB
21	124	Josh Jacobs	Oct. 20, 2019 at GB
25	123	Pete Banaszak	Oct. 26, 1969 at SD
24	123	Marcus Allen	Dec. 23, 1985 at LARm.

100 YARDS RUSHING

Att	Yds	Name	Game	Att	Yds	Name	Game
16	123	Darren McFadden	Dec. 12, 2010 at Jac.	30	110	Darren McFadden	Dec. 16, 2012 vs. KC
19	123	Marcel Reece	Dec. 8, 2013 at NYJ	27	109	Marcus Allen	Dec. 15, 1985 vs. Sea.
26	123	Josh Jacobs	Oct. 6, 2019 vs. Chi.	8	109	Napoleon Kaufman	Dec. 9, 1996 vs. KC
31	122	Clem Daniels	Nov. 8, 1963 at KC	20	109	Napoleon Kaufman	Nov. 16, 1997 at SD
20	122	Marv Hubbard	Oct. 15, 1972 vs. Buf.	32	109	Tyrone Wheatley	Nov. 16, 2003 vs. Min.
8	122	Napoleon Kaufman	Dec. 19, 1999 vs. TB	30	109	Michael Bush	Nov. 20, 2011 at Min.
28	122	LaMont Jordan	Oct. 23, 2005 vs. Buf.	24	109	Josh Jacobs	Nov. 20, 2022 at Den.
29	122	Dominic Rhodes	Dec. 30, 2007 vs. SD	16	107	Wayne Crow	Oct. 1, 1961 vs. Den.
11	121	Marv Hubbard	Dec. 2, 1973 at Hou0.	22	107	Marv Hubbard	Nov. 3, 1974 at Den.
29	121	LaMont Jordan	Sept. 23, 2007 vs. Cle.	19	107	Marcus Allen	Oct. 21, 1984 at SD
17	120	Clarence Davis	Nov. 16, 1975 vs. Cle.	28	107	Marcus Allen	Oct. 13, 1985 vs. NO
28	120	Josh Jacobs	Nov. 3, 2019 vs. Det.	16	107	Eric Dickerson	Nov. 22, 1992 vs. Den.
28	119	Marcus Allen	Nov. 10, 1985 at SD	27	107	Harvey Williams	Oct. 23, 1994 vs. Atl.
14	119	Michael Bush	Nov. 15, 2009 vs. KC	24	107	Justin Fargas	Nov. 23, 2008 at Den.
20	119	Darren McFadden	Dec. 19, 2010 vs. Den.	21	107	Doug Martin	Dec. 24, 2018 vs. Den.
16	118	Charlie Smith	Nov. 24, 1990 at Cin.	19	106	Hewritt Dixon	Oct. 25, 1970 vs. Pit.
28	118	Marv Hubbard	Dec. 11, 1972 vs. NYJ	9	106	Terrelle Pryor	Oct. 27, 2013 vs. Pit.
17	118	Frank Hawkins	Oct. 23, 1983 at Dal.	20	105	Clarence Davis	Oct. 30, 1977 at Den.
24	117	Marv Hubbard	Oct. 27, 1974 at SF	22	105	Marcus Allen	Sept. 19, 1983 vs. Mia.
13	117	Bo Jackson	Dec. 2, 1990 at Den.	25	105	Darren McFadden	Sept. 26, 2010 at Ari.
8	117	Bo Jackson	Dec. 16, 1990 vs. Cin.	16	104	Clem Daniels	Nov. 15, 1964 vs. Hou0.
14	117	Amos Zereoue	Oct. 3, 2004 at Hou.	15	104	Clem Daniels	Oct. 23, 1966 at NYJ
18	116	Clarence Davis	Oct. 6, 1974 at Cle.	11	104	Clem Daniels	Nov. 13, 1966 at SD
27	116	Pete Banaszak	Nov. 30, 1975 at Atl.	16	104	Hewritt Dixon	Sept. 15, 1968 at Buf.
24	116	Mark van Eeghen	Oct. 3, 1977 at KC	23	104	Marcus Allen	Sept. 14, 1986 at Was.
23	116	Marcus Allen	Sept. 12, 1982 at SF	15	104	Napoleon Kaufman	Nov. 24, 1996 vs. Sea.
7	116	Napoleon Kaufman	Sept. 22, 1996 vs. SD	23	104	Justin Fargas	Nov. 4, 2007 vs. Hou.
24	116	Napoleon Kaufman	Sept. 27, 1998 at Dal.	26	104	Michael Bush	Oct. 10, 2010 vs. SD
20	115	Clem Daniels	Sept. 26, 1965 vs. Hou0.	22	103	Clem Daniels	Dec. 5, 1965 vs. Den.
25	115	Marv Hubbard	Dec. 8, 1973 vs. KC	15	103	Marv Hubbard	Oct. 4, 1971 at Cle.
19	115	Mark van Eeghen	Dec. 21, 1980 at NYG	21	103	Bo Jackson	Nov. 12, 1989 at SD
27	115	Dominic Rhodes	Dec. 23, 2007 at Jac.	17	103	Eric Dickerson	Nov. 29, 1992 at SD
25	114	Mark van Eeghen	Oct. 9, 1977 at Cle.	19	103	Marcel Reece	Nov. 18, 2012 vs. NO
22	114	Bo Jackson	Dec. 10, 1989 vs. PhoC.	22	103	Latavius Murray	Dec. 8, 2016 at KC
29	114	Darren McFadden	Oct. 28, 2012 at KC	15	102	Clarence Davis	Oct. 3, 1977 at KC
20	114	Latavius Murray	Nov. 6, 2016 vs. Den.	17	102	Kenny King	Nov. 1, 1981 vs. NE
20	113	Clem Daniels	Oct. 8, 1965 at BosP.	11	102	Kenny King	Dec. 7, 1981 vs. Pit.
18	113	Darren McFadden	Sept. 23, 2012 vs. Pit.	24	102	Marcus Allen	Sept. 7, 1986 vs. Den.
20	113	Latavius Murray	Nov. 1, 2015 vs. NYJ	20	102	Marcus Allen	Oct. 23, 1988 at NO
28	112	Mark van Eeghen	Dec. 11, 1977 vs. Min.	18	102	Tyrone Wheatley	Sept. 26, 2004 vs. TB
17	112	Napoleon Kaufman	Oct. 26, 1997 at Sea.	15	102	Rashad Jennings	Nov. 3, 2013 vs. Phi.
20	112	Tyrone Wheatley	Nov. 5, 2000 vs. KC	10	101	Clem Daniels	Sept. 9, 1962 vs. NYT
13	112	Terrelle Pryor	Sept. 8, 2013 at Ind.	23	101	Charlie Smith	Nov. 19, 1972 at Den.
4	112	Latavius Murray	Nov. 20, 2014 vs. KC	19	101	Marcus Allen	Nov. 3, 1985 at Sea.
23	112	Josh Jacobs	Nov. 17, 2019 vs. Cin.	20	101	Harvey Williams	Nov. 27, 1995 at SD
21	112	Josh Jacobs	Nov. 15, 2020 vs. Den.	17	101	Marshawn Lynch	Dec. 3, 2017 vs. NYG
16	111	Marv Hubbard	Nov. 10, 1974 vs. Det.	19	101	Marshawn Lynch	Dec. 31, 2017 at LAC
30	111	Marcus Allen	Oct. 28, 1985 vs. SD	18	100	Clarence Davis	Nov. 6, 1977 vs. Sea.
19	111	Tyrone Wheatley	Dec. 19, 1999 vs. TB	8	100	Booker Russell	Nov. 25, 1979 at Den.
21	111	Darren McFadden	Oct. 31, 2010 vs. Sea.	20	100	Tyrone Wheatley	Oct. 3, 1999 at Sea.
23	111	Peyton Barber	Sept. 26, 2021 vs. Mia.	16	100	Charlie Garner	Nov. 24, 2002 at Ari.
23	110	Clem Daniels	Dec. 12, 1965 vs. NYJ	21	100	Doug Martin	Dec. 30, 2018 at KC
18	110	Marcus Allen	Nov. 25, 1984 vs. Ind.				



RB Bo Jackson

100 YARDS RECEIVING

Rec	Yds	Name	Game
10	247	Art Powell	Dec. 22, 1963 vs. Hou.O.
11	210	Amari Cooper	Oct. 19, 2017 vs. KC
11	206	Art Powell	Oct. 8, 1965 at BosP.
13	200	Darren Waller	Dec. 6, 2020 at NYJ
7	198	Warren Wells	Oct. 11, 1970 vs. Den.
4	193	Jessie Hester	Nov. 30, 1986 vs. Phi.
11	190	Tim Brown	Oct. 24, 1999 vs. NYJ
10	183	Tim Brown	Dec. 5, 1993 at Buf.
7	181	Art Powell	Sept. 7, 1963 at Hou.O.
9	180	Jared Cook	Sept. 10, 2018 vs. LAR
6	179	Rod Barksdale	Dec. 21, 1986 vs. Ind.
8	177	Davante Adams	Dec. 4, 2022 vs. LAC
4	173	Marcus Allen	Oct. 7, 1984 vs. Sea.
11	173	Todd Christensen	Nov. 20, 1986 at SD
11	173	Tim Brown	Jan. 2, 1994 vs. Den.
12	173	Amari Cooper	Oct. 30, 2016 at TB
6	173	Jordy Nelson	Sept. 23, 2018 at Mia.
3	172	Clem Daniels	Sept. 15, 1963 vs. Buf.
7	172	Tim Brown	Oct. 8, 2000 at SF
5	167	Cliff Branch	Oct. 10, 1976 at SD
14	164	Tim Brown	Dec. 21, 1997 vs. Jac.
10	163	Warren Wells	Dec. 8, 1968 vs. Den.
5	163	Cliff Branch	Nov. 7, 1976 at Chi.
10	163	Tim Brown	Nov. 2, 1997 at Car.
12	161	Tim Brown	Nov. 19, 1995 vs. Dal.
10	159	Jerry Rice	Dec. 22, 2003 vs. GB
6	158	Fred Biletnikoff	Nov. 23, 1967 at KC
11	158	Todd Christensen	Nov. 2, 1986 vs. Den.
8	158	Tim Brown	Aug. 31, 1997 at Ten.
8	158	Mack Hollins	Sept. 25, 2022 at Ten.
7	156	Cliff Branch	Sept. 16, 1979 at Sea.
5	156	Tim Brown	Oct. 31, 1993 vs. SD
2	156	Tim Brown	Oct. 1, 1995 at NYJ
8	155	Dick Dorsey	Dec. 2, 1962 at SD
4	155	Cliff Branch	Nov. 30, 1975 vs. Atl.
4	155	Mervyn Fernandez	Oct. 23, 1988 at NO
11	155	Tim Brown	Sept. 8, 1997 vs. KC
8	155	Darrius Heyward-Bey	Dec. 18, 2011 vs. Det.
5	155	Nelson Agholor	Dec. 26, 2020 vs. Mia.
10	153	Tim Brown	Sept. 21, 1997 at NYJ
7	153	Davante Adams	Jan. 1, 2023 vs. SF
9	152	Art Powell	Oct. 25, 1964 vs. Den.
5	152	Warren Wells	Nov. 30, 1969 at NYJ
11	152	Todd Christensen	Oct. 16, 1983 at Sea.
8	150	Art Powell	Sept. 22, 1963 vs. BosP.
10	150	Tim Brown	Dec. 3, 1995 vs. KC
9	150	Darren Waller	Dec. 17, 2020 vs. LAC
8	148	Fred Biletnikoff	Oct. 17, 1971 vs. Phi.
5	148	James Jett	Sept. 21, 1997 at NYJ
8	148	Jerry Porter	Dec. 9, 2004 vs. Ten.
6	148	Jacoby Ford	Nov. 7, 2010 vs. KC
2	147	Willie Gault	Nov. 5, 1989 vs. Cin.
5	146	Denarius Moore	Sept. 18, 2011 at Buf.
10	146	Davante Adams	Nov. 6, 2022 at Jac.
7	145	Tim Brown	Oct. 14, 2001 at Ind.
8	144	Fred Biletnikoff	Nov. 3, 1968 vs. KC
7	144	Jerry Rice	Sept. 29, 2002 vs. Ten.
13	144	Tim Brown	Oct. 27, 2002 at KC
5	143	Art Powell	Nov. 29, 1964 at Den.
8	143	Dokie Williams	Sept. 28, 1986 vs. SD
5	143	Tim Brown	Oct. 8, 1995 vs. Sea.
6	142	Jerry Porter	Nov. 20, 2005 at Was.
6	141	Art Powell	Oct. 10, 1964 at NYJ
9	141	Ronald Curry	Dec. 5, 2004 at KC
10	141	Davante Adams	Sept. 11, 2022 at LAC
7	141	Davante Adams	Nov. 20, 2022 at Den.
8	140	Todd Christensen	Dec. 1, 1983 at SD
10	140	Tim Brown	Dec. 26, 1998 vs. KC
6	139	Zach Miller	Oct. 18, 2009 vs. Phi.
6	138	Cliff Branch	Dec. 1, 1974 vs. NE
6	138	Cliff Branch	Sept. 19, 1982 at Atl.
7	138	James Jett	Nov. 21, 1993 at SD
6	138	Amari Cooper	Oct. 9, 2016 vs. SD
8	137	Fred Biletnikoff	Nov. 24, 1968 at Cin.
6	137	Amari Cooper	Sept. 11, 2016 at NO
5	136	Warren Wells	Nov. 2, 1969 at Cin.
12	136	Dave Casper	Oct. 3, 1976 at NE
8	136	Todd Christensen	Dec. 18, 1983 vs. SD
7	136	Tim Brown	Sept. 18, 1994 at Den.
7	136	Andre Holmes	Nov. 28, 2013 at Dal.
7	135	Art Powell	Sept. 13, 1964 vs. BosP.
4	135	Cliff Branch	Oct. 24, 1976 vs. GB
7	135	Daryl Hobbs	Sept. 24, 1995 vs. Phi.

Rec	Yds	Name	Game
6	135	Jerry Porter	Nov. 28, 2004 at Den.
7	134	Todd Christensen	Oct. 28, 1985 vs. SD
4	134	Mike Dyal	Dec. 3, 1989 vs. Den.
8	134	Mervyn Fernandez	Oct. 7, 1990 at Buf.
8	134	Amari Cooper	Sept. 27, 2015 at Cle.
13	134	Darren Waller	Sept. 22, 2019 at Min.
8	134	Hunter Renfrow	Nov. 25, 2021 at Dal.
9	133	Art Powell	Sept. 18, 1966 vs. KC
7	133	Warren Wells	Nov. 24, 1968 at Cin.
8	133	Tim Brown	Sept. 9, 2001 at KC
7	133	Jerry Rice	Oct. 13, 2002 at STL
10	133	Ronald Curry	Sept. 9, 2007 vs. Det.
5	133	Amari Cooper	Oct. 25, 2015 at SD
6	132	Art Powell	Dec. 8, 1963 vs. SD
9	132	Fred Biletnikoff	Sept. 20, 1969 vs. Mia.
7	132	Cliff Branch	Sept. 28, 1975 at BalC.
6	132	James Lofton	Dec. 6, 1987 vs. Buf.
8	132	Tim Brown	Nov. 20, 1994 vs. NO
5	131	Dokie Williams	Sept. 8, 1985 vs. NYJ
4	131	Willie Gault	Sept. 10, 1989 vs. SD
8	131	Jerry Rice	Nov. 18, 2001 vs. SD
4	130	James Lofton	Sept. 18, 1988 vs. LARm.
5	130	Mervyn Fernandez	Sept. 23, 1990 vs. Pit.
8	130	Tim Brown	Oct. 23, 1994 vs. Atl.
5	130	Randy Moss	Sept. 8, 2005 at NE
9	130	Darrius Heyward-Bey	Jan. 1, 2012 vs. SD
14	130	Brandon Myers	Dec. 2, 2012 vs. Cle.
7	130	Rod Streater	Dec. 8, 2013 at NYJ
5	129	Hewitt Dixon	Oct. 16, 1966 at KC
8	129	Malcolm Barnwell	Sept. 16, 1984 at KC
7	129	Randy Moss	Oct. 22, 2006 vs. Ari.
10	129	Amari Cooper	Oct. 16, 2016 vs. KC
7	128	Fred Biletnikoff	Oct. 31, 1971 vs. KC
6	128	Bob Chandler	Dec. 21, 1981 at SD
5	128	Cliff Branch	Dec. 18, 1982 vs. LARm.
4	128	James Lofton	Nov. 8, 1987 at Min.
4	128	Louis Murphy	Dec. 6, 2009 at Pit.
8	128	Amari Cooper	Sept. 30, 2018 vs. Cle.
5	127	Clem Daniels	Dec. 15, 1963 vs. Den.
3	127	Warren Wells	Nov. 10, 1968 at Den.
7	127	Warren Wells	Sept. 27, 1970 at SD
8	127	Tim Brown	Dec. 24, 1995 vs. Den.
6	127	Tim Brown	Sept. 13, 1998 vs. NYG
5	127	Randy Moss	Sept. 18, 2005 vs. KC
7	126	Cliff Branch	Dec. 3, 1979 at NO
8	126	Tim Brown	Nov. 4, 1996 vs. Den.
7	126	Jerry Rice	Sept. 28, 2003 vs. SD
8	126	Jared Cook	Nov. 5, 2017 at Mia.
7	126	Darren Waller	Oct. 20, 2019 at GB
9	126	Davante Adams	Nov. 13, 2022 vs. Ind.
6	125	Warren Wells	Nov. 3, 1968 vs. KC
7	125	Cliff Branch	Nov. 11, 1974 vs. SD
4	125	Cliff Branch	Nov. 23, 1980 at Phi.
6	125	Mervyn Fernandez	Dec. 24, 1989 at NYG
3	125	Raghib Ismail	Oct. 22, 1995 vs. Ind.
8	125	Tim Brown	Nov. 30, 1997 vs. Mia.
7	124	Cliff Branch	Oct. 13, 1974 at SD
7	124	Dave Casper	Sept. 12, 1976 vs. Pit.
8	124	Todd Christensen	Oct. 25, 1987 vs. Sea.
4	124	Mervyn Fernandez	Sept. 24, 1989 at Den.
6	124	Denarius Moore	Sept. 23, 2013 at Den.
3	124	Davante Adams	Oct. 10, 2022 at KC
4	123	Charlie Hardy	Dec. 4, 1960 vs. LACHa.
5	123	Cliff Branch	Oct. 20, 1980 at Pit.
7	123	Ethan Horton	Nov. 17, 1991 vs. Sea.
4	123	Randy Moss	Oct. 2, 2005 vs. Dal.
6	123	Jerry Porter	Oct. 30, 2005 at Ten.
5	123	Denarius Moore	Nov. 10, 2011 at SD
4	122	Derrick Ramsey	Nov. 21, 1981 vs. SD
2	122	Dokie Williams	Dec. 2, 1984 at Mia.
6	122	Steve Smith	Sept. 26, 1988 at Den.
6	122	Tim Brown	Jan. 2, 2000 at KC
10	122	Tim Brown	Nov. 13, 2000 at Den.
11	122	Zach Miller	Oct. 3, 2010 vs. Hou.
8	122	Darren Waller	Dec. 15, 2019 vs. Jac.
7	121	Art Powell	Oct. 16, 1964 at BosP.
8	121	Fred Biletnikoff	Nov. 24, 1974 vs. Den.
9	121	Tim Brown	Sept. 26, 1999 vs. Chi.
4	121	Andre Holmes	Oct. 12, 2014 vs. SD
7	120	Fred Biletnikoff	Nov. 17, 1968 vs. NYJ
8	120	Todd Christensen	Sept. 24, 1984 vs. SD
11	120	Tim Brown	Sept. 22, 1996 vs. SD
4	120	Ronald Curry	Nov. 18, 2007 at Min.

100 YARDS RECEIVING

Rec	Yds	Name	Game	Rec	Yds	Name	Game
6	120	Amari Cooper	Dec. 20, 2015 vs. GB	4	109	Art Powell	Dec. 11, 1966 vs. Den.
8	120	Zay Jones	Jan. 2, 2022 at Ind.	3	109	Fred Biletnikoff	Oct. 22, 1967 at BosP.
9	119	Fred Biletnikoff	Oct. 4, 1969 at Mia.	7	109	Fred Biletnikoff	Nov. 26, 1970 at Det.
5	119	Mervyn Fernandez	Dec. 10, 1989 vs. PhoC.	10	109	Cliff Branch	Dec. 16, 1979 at Sea.
5	119	Louis Murphy	Sept. 26, 2010 at Ari.	7	109	Todd Christensen	Dec. 1, 1985 at Atl.
7	118	Fred Biletnikoff	Oct. 24, 1965 vs. BosP.	3	109	Tim Brown	Dec. 26, 1999 at SD
5	118	Warren Wells	Oct. 27, 1968 vs. Cin.	7	109	Mychal Rivera	Dec. 7, 2014 vs. SF
2	118	Henry Ruggs III	Oct. 11, 2020 at KC	7	109	Amari Cooper	Sept. 20, 2015 vs. Bal.
2	117	Willie Gault	Dec. 22, 1990 at Min.	5	108	Cliff Branch	Nov. 3, 1974 at Den.
4	117	James Jett	Nov. 28, 1993 at Cin.	7	108	Mark van Egghen	Oct. 21, 1979 at NYJ
7	117	Tim Brown	Nov. 14, 1999 vs. SD	2	108	Willie Gault	Dec. 18, 1988 vs. Sea.
6	117	Andre Rison	Nov. 13, 2000 at Den.	9	108	Jerry Rice	Dec. 30, 2001 at Den.
6	117	Tim Brown	Nov. 25, 2001 at NYG	4	108	Jacob Ford	Nov. 28, 2010 vs. Mia.
7	117	Jerry Porter	Oct. 6, 2002 at Buf.	7	108	Michael Crabtree	Nov. 8, 2015 at Pit.
9	117	Darren Waller	Jan. 3, 2021 at Den.	8	108	Michael Crabtree	Oct. 30, 2016 at TB
13	117	Hunter Renfrow	Dec. 12, 2021 at KC	3	107	Bo Roberson	Nov. 11, 1962 vs. HouO.
6	116	Tony Teresa	Sept. 11, 1960 vs. HouO.	6	107	Fred Biletnikoff	Oct. 6, 1968 vs. BosP.
4	116	Art Powell	Dec. 12, 1965 vs. NYJ	5	107	Raymond Chester	Oct. 25, 1970 vs. SD
4	116	Art Powell	Nov. 24, 1966 vs. Buf.	4	107	Morris Bradshaw	Sept. 10, 1978 at Pit.
8	116	Fred Biletnikoff	Oct. 22, 1973 at Den.	5	107	Dokie Williams	Nov. 9, 1986 at Dal.
3	116	Mike Siani	Oct. 22, 1973 at Den.	3	107	Mervyn Fernandez	Oct. 28, 1991 at KC
11	116	Todd Christensen	Sept. 12, 1985 at KC	4	107	Tim Brown	Dec. 18, 1994 at Sea.
6	116	Tim Brown	Oct. 18, 1993 at Den.	7	107	Tim Brown	Oct. 26, 1997 at Sea.
5	116	Rickey Dudley	Nov. 9, 1997 vs. NO	6	107	Jared Cook	Oct. 19, 2017 vs. KC
5	116	James Jett	Sept. 20, 1998 vs. Den.	7	107	Hunter Renfrow	Dec. 22, 2019 at LAC
7	116	Randy Moss	Dec. 31, 2005 vs. NYG	6	107	Darren Waller	Dec. 29, 2019 at Den.
10	116	Amari Cooper	Sept. 16, 2018 at Den.	5	107	Nelson Agholor	Oct. 25, 2020 vs. TB
7	116	Jared Cook	Dec. 9, 2018 vs. Pit.	3	106	Art Powell	Dec. 6, 1964 vs. Buf.
7	116	Darren Waller	Nov. 21, 2021 vs. Cin.	3	106	Warren Wells	Sept. 21, 1968 at Mia.
5	115	Art Powell	Sept. 19, 1964 at HouO.	2	106	Tim Brown	Dec. 8, 1991 vs. Buf.
3	115	Bo Roberson	Oct. 16, 1964 at BosP.	5	106	Rickey Dudley	Sept. 28, 1997 vs. STL.
6	115	Fred Biletnikoff	Nov. 22, 1970 vs. SD	5	106	James Jett	Dec. 20, 1998 at SD
8	115	Cliff Branch	Nov. 13, 1977 vs. HouO.	11	106	Ronald Curry	Dec. 23, 2006 vs. KC
4	115	Darrius Heyward-Bey	Oct. 2, 2011 vs. NE	5	105	Jack Larscheid	Sept. 11, 1960 vs. HouO.
7	115	Amari Cooper	Nov. 29, 2015 at Ten.	2	105	Warren Wells	Nov. 16, 1969 vs. SD
3	115	Amari Cooper	Dec. 31, 2017 at LAC	4	105	Fred Biletnikoff	Nov. 11, 1973 vs. Pit.
4	114	Billy Cannon	Sept. 17, 1967 vs. BosP.	8	105	Todd Christensen	Sept. 28, 1986 vs. SD
10	114	Fred Biletnikoff	Nov. 5, 1972 at KC	6	105	Rickey Dudley	Nov. 8, 1998 at Bal.
8	114	Todd Christensen	Nov. 13, 1983 vs. Den.	5	105	Darrius Heyward-Bey	Oct. 31, 2010 vs. Sea.
4	114	Tim Brown	Nov. 28, 1988 at Sea.	5	105	Jacoby Ford	Nov. 6, 2011 vs. Den.
6	114	Sam Graddy	Sept. 20, 1992 at Cin.	12	105	Darren Waller	Sept. 21, 2020 vs. NO
7	114	Tim Brown	Oct. 7, 2001 vs. Dal.	10	105	Darren Waller	Sept. 13, 2021 vs. Bal.
4	113	Warren Wells	Dec. 15, 1968 at SD	8	104	Art Powell	Sept. 2, 1966 at Mia.
6	113	Fred Biletnikoff	Sept. 20, 1970 at Cin.	7	104	Dave Casper	Oct. 10, 1976 at SD
9	113	Fred Biletnikoff	Nov. 23, 1975 at Was.	8	104	Marcus Allen	Oct. 30, 1983 vs. Sea.
3	113	Dokie Williams	Nov. 16, 1986 vs. Cle.	9	104	Todd Christensen	Dec. 21, 1986 vs. Ind.
5	113	James Lofton	Oct. 9, 1988 vs. Mia.	4	104	Mervyn Fernandez	Oct. 2, 1988 vs. Cin.
4	113	Mervyn Fernandez	Dec. 18, 1988 vs. Sea.	6	104	Tim Brown	Sept. 13, 1992 at Cin.
7	113	Mervyn Fernandez	Oct. 1, 1989 vs. Sea.	6	104	Alexander Wright	Dec. 19, 1993 vs. TB
7	113	Tim Brown	Oct. 31, 1999 vs. Mia.	9	104	Tim Brown	Dec. 6, 1998 vs. Mia.
7	113	Jerry Rice	Dec. 8, 2002 at SD	6	104	Doug Jolley	Dec. 8, 2002 at SD
6	113	Jerry Porter	Oct. 24, 2004 vs. NO	5	104	Denarius Moore	Oct. 14, 2012 at Atl.
6	113	Seth Roberts	Nov. 29, 2015 at Ten.	3	103	Cliff Branch	Oct. 31, 1976 vs. Den.
5	113	Henry Ruggs III	Sept. 19, 2021 at Pit.	4	103	Willie Gault	Sept. 30, 1990 vs. Chi.
5	112	Clem Daniels	Oct. 30, 1966 at BosP.	9	103	Jerry Rice	Nov. 11, 2002 at Den.
6	112	Cliff Branch	Dec. 6, 1976 vs. Cin.	4	102	Warren Wells	Dec. 7, 1969 vs. Cin.
7	112	Dave Casper	Nov. 5, 1978 at KC	5	102	Cliff Branch	Nov. 10, 1974 vs. Det.
5	112	Calvin Muhammad	Oct. 2, 1983 at Was.	6	102	Marcus Allen	Sept. 7, 1986 at Den.
7	112	Todd Christensen	Nov. 10, 1985 at SD	4	102	Willie Gault	Oct. 2, 1988 vs. Cin.
5	112	James Lofton	Dec. 13, 1987 at KC	5	102	Mervyn Fernandez	Nov. 19, 1989 at HouO.
7	112	James Jett	Oct. 13, 1996 vs. Det.	3	102	Sam Graddy	Sept. 1, 1991 at HouO.
8	112	Charlie Garner	Sept. 7, 2003 at Ten.	3	102	Tim Brown	Dec. 17, 1995 at Sea.
9	112	James Jones	Sept. 14, 2014 vs. Hou.	7	102	Michael Crabtree	Nov. 1, 2015 vs. NYJ
5	112	Darren Waller	Dec. 26, 2020 vs. Mia.	8	102	Michael Crabtree	Sept. 25, 2016 at Ten.
5	111	Billy Cannon	Oct. 25, 1964 vs. Den.	6	102	Hunter Renfrow	Dec. 29, 2019 at Den.
4	111	Mike Siani	Sept. 17, 1972 at Pit.	9	102	Hunter Renfrow	Dec. 5, 2021 vs. Was.
6	111	Mike Siani	Sept. 16, 1973 at Min.	3	102	DeSean Jackson	Nov. 25, 2021 at Dal.
5	111	Cliff Branch	Dec. 12, 1982 at KC	4	101	Clem Daniels	Oct. 29, 1967 vs. SD
9	111	Michael Crabtree	Sept. 20, 2015 vs. Bal.	5	101	Warren Wells	Oct. 19, 1969 vs. Buf.
6	110	Billy Cannon	Oct. 10, 1964 at NYJ	7	101	Dave Casper	Oct. 3, 1977 at KC
5	110	Fred Biletnikoff	Dec. 17, 1967 vs. NYJ	3	101	Willie Gault	Dec. 10, 1990 at Buf.
4	110	Fred Biletnikoff	Nov. 9, 1969 vs. Den.	5	101	Doug Gabriel	Oct. 23, 2005 vs. Det.
8	110	Raymond Chester	Oct. 19, 1970 vs. Was.	3	101	Denarius Moore	Jan. 1, 2012 vs. SD
5	110	Cliff Branch	Nov. 28, 1976 vs. TB	9	101	Davante Adams	Oct. 2, 2022 vs. Den.
7	110	Jerry Rice	Nov. 24, 2002 at Ari.	5	100	Dave Casper	Sept. 10, 1978 at SD
6	110	Tim Brown	Sept. 28, 2003 vs. SD	3	100	Napoleon Kaufman	Oct. 5, 1997 vs. SD
6	110	Ronald Curry	Nov. 28, 2004 at Den.	5	100	Courtney Anderson	Sept. 25, 2005 at Phi.
9	110	Zach Miller	Dec. 27, 2009 at Cle.	8	100	Doug Gabriel	Dec. 31, 2005 vs. NYG
8	110	Michael Crabtree	Nov. 27, 2016 vs. Car.	4	100	Rod Streater	Dec. 6, 2012 vs. Den.
8	110	Jared Cook	Sept. 30, 2018 vs. Cle.	7	100	Jared Cook	Dec. 2, 2018 vs. KC
3	109	Clem Daniels	Nov. 7, 1965 at HouO.	7	100	Darren Waller	Dec. 1, 2019 at KC
5	109	Art Powell	Oct. 23, 1966 at NYJ	5	100	Nelson Agholor	Dec. 13, 2020 vs. Ind.
2	109	Billy Cannon	Nov. 20, 1966 at Den.				

300 YARDS PASSING

A-C	Yds	Name	Game
59-40	513	Derek Carr	Oct. 30, 2016 at TB
58-35	437	Derek Carr	Sept. 30, 2018 vs. Cle.
56-34	435	Derek Carr	Sept. 13, 2021 vs. Bal.
36-23	427	Cotton Davidson	Oct. 25, 1964 vs. Den.
32-20	424	Jeff Hostetler	Oct. 31, 1993 vs. SD
43-28	417	Carson Palmer	Jan. 1, 2012 vs. SD
52-29	417	Derek Carr	Oct. 19, 2017 vs. KC
61-39	414	Carson Palmer	Nov. 4, 2012 vs. TB
29-17	407	Tom Flores	Dec. 22, 1963 vs. HouO.
64-43	403	Rich Gannon	Sept. 15, 2002 at Pit.
59-33	395	Todd Marinovich	Sept. 20, 1992 vs. Cle.
46-29	391	Derek Carr	Dec. 29, 2019 at Den.
43-26	386	Derek Carr	Sept. 26, 2021 vs. Mia.
53-30	382	Rich Gannon	Nov. 13, 2000 at Den.
37-28	382	Derek Carr	Sept. 19, 2021 at Pit.
39-29	381	Rich Gannon	Sept. 29, 2002 vs. Ten.
47-28	381	Derek Carr	Dec. 6, 2020 at NYJ
40-25	380	Jay Schroeder	Sept. 13, 1992 vs. Cle.
38-19	375	Steve Beuerlein	Sept. 18, 1988 vs. LARm.
38-26	374	Jeff George	Sept. 21, 1997 vs. NYJ
48-24	373	Carson Palmer	Sept. 16, 2012 at Mia.
39-24	373	Derek Carr	Nov. 25, 2021 at Dal.
29-16	372	Jim Plunkett	Oct. 2, 1983 at Was.
37-21	371	Kerry Collins	Dec. 19, 2004 vs. Ten.
38-24	371	Derek Carr	Jan. 3, 2021 at Den.
32-24	368	Daryle Lamonica	Nov. 24, 1968 at Cin.
45-29	368	Carson Palmer	Nov. 11, 2012 at Bal.
47-25	367	Marc Wilson	Nov. 2, 1986 vs. Den.
40-32	367	Carson Palmer	Dec. 18, 2011 vs. Det.
42-16	366	Jim Plunkett	Nov. 30, 1986 vs. Phi.
34-23	365	Jarrett Stidham	Jan. 1, 2023 vs. SF
37-20	364	Daryle Lamonica	Oct. 11, 1970 vs. Den.
33-24	363	Jim Plunkett	Sept. 24, 1984 vs. SD
45-35	361	Rich Gannon	Oct. 20, 2002 vs. SD
47-29	360	Ken Stabler	Oct. 21, 1979 at NYJ
35-20	358	Cotton Davidson	Nov. 22, 1964 vs. NYJ
38-23	357	Rich Gannon	Oct. 6, 2002 at Buf.
42-22	354	Daryle Lamonica	Dec. 8, 1968 vs. Den.
49-22	354	Jay Schroeder	Dec. 18, 1988 vs. Sea.
33-23	353	Carson Palmer	Oct. 14, 2012 at Atl.
32-18	352	Daryle Lamonica	Nov. 3, 1968 vs. KC
51-26	352	Rich Gannon	Oct. 24, 1999 vs. NYJ
38-34	352	Rich Gannon	Nov. 11, 2002 at Den.
54-34	351	Carson Palmer	Dec. 2, 2012 vs. Cle.
46-30	351	Derek Carr	Sept. 20, 2015 vs. Bal.
45-26	350	Kerry Collins	Oct. 24, 2004 vs. NO
34-21	349	Daryle Lamonica	Dec. 3, 1967 at SD
40-23	348	Jim Plunkett	Nov. 20, 1986 at SD
43-26	348	Rich Gannon	Sept. 28, 2003 vs. SD
31-22	347	Derek Carr	Oct. 11, 2020 at KC
33-20	346	Marc Wilson	Sept. 7, 1986 at Den.
42-24	345	Kerry Collins	Sept. 25, 2005 at Phi.
39-27	345	Derek Carr	Sept. 23, 2018 at Mia.
24-15	344	Daryle Lamonica	Sept. 21, 1968 at Mia.
39-23	344	Daunte Culpepper	Nov. 18, 2007 at Min.
39-25	344	Jason Campbell	Oct. 2, 2011 vs. NE
37-25	343	Ken Stabler	Sept. 16, 1979 at Sea.
41-27	343	Kerry Collins	Dec. 5, 2004 vs. KC
38-21	342	Ken Stabler	Sept. 12, 1976 at Pit.
47-31	342	Ken Stabler	Dec. 16, 1979 vs. Sea.
42-31	342	Rich Gannon	Dec. 2, 2002 vs. NYJ
46-31	341	Rich Gannon	Sept. 9, 2001 at KC
27-18	341	Derek Carr	Oct. 17, 2021 at Den.
45-27	340	Rich Gannon	Nov. 24, 2002 at Ari.
26-20	339	Ken Stabler	Oct. 10, 1976 at SD
38-22	339	Marc Wilson	Dec. 13, 1987 at KC
45-26	339	Kerry Collins	Nov. 28, 2004 at Den.
33-21	338	Jeff Hostetler	Sept. 18, 1994 at Den.
34-16	337	Cotton Davidson	Oct. 16, 1964 vs. BosP.
32-21	337	Marc Wilson	Dec. 6, 1987 vs. Buf.
32-16	336	Daryle Lamonica	Dec. 17, 1967 vs. NYJ
34-21	336	Derek Carr	Dec. 26, 2020 vs. Mia.
35-23	335	Vince Evans	Oct. 22, 1995 vs. Ind.
55-35	334	Rich Gannon	Oct. 27, 2002 at KC
28-19	333	Daryle Lamonica	Nov. 30, 1969 at NYJ
33-20	333	Jeff Hostetler	Oct. 8, 1995 vs. Sea.
45-26	333	Charlie Frye	Dec. 27, 2009 at Cle.
36-23	333	Derek Carr	Nov. 1, 2015 vs. NYJ
30-21	332	Jim Plunkett	Dec. 18, 1983 vs. SD
37-24	332	Marc Wilson	Oct. 21, 1984 at SD
45-30	332	Rich Gannon	Oct. 13, 2002 at StL.

A-C	Yds	Name	Game
35-19	332	Carson Palmer	Nov. 6, 2011 vs. Den.
48-26	331	Kerry Collins	Dec. 31, 2005 vs. NYG
37-24	330	Derek Carr	Nov. 29, 2015 at Ten.
41-26	328	Rich Gannon	Dec. 8, 2002 at SD
54-34	328	Derek Carr	Oct. 26, 2014 at Cle.
44-17	324	Jay Schroeder	Oct. 2, 1988 vs. Cin.
47-25	324	Rich Gannon	Jan. 2, 2000 at KC
30-21	324	Jason Campbell	Dec. 12, 2010 at Jac.
33-23	323	Jason Campbell	Sept. 18, 2011 at Buf.
34-31	323	Derek Carr	Oct. 24, 2021 vs. Phi.
34-25	322	Derek Carr	Dec. 9, 2018 vs. Pit.
34-22	321	Jim Plunkett	Dec. 18, 1984 vs. LARm.
29-22	319	Jeff Hostetler	Dec. 5, 1994 at SD
38-24	319	Derek Carr	Sept. 11, 2016 at NO
41-26	318	Jim Plunkett	Nov. 28, 1982 at Cin.
49-26	318	Marc Wilson	Oct. 23, 1983 at Dal.
45-19	317	Cotton Davidson	Nov. 1, 1964 at SD
37-19	317	Dan Pastorini	Sept. 7, 2016 at KC
40-25	317	Derek Carr	Oct. 9, 1910 vs. SD
30-13	316	Daryle Lamonica	Oct. 29, 1967 vs. SD
45-31	316	Derek Carr	Dec. 13, 2020 vs. Ind.
29-14	315	Cotton Davidson	Sept. 15, 1963 vs. Buf.
38-26	315	Derek Carr	Nov. 27, 2016 vs. Car.
28-19	314	Marc Wilson	Sept. 28, 1986 vs. SD
32-20	314	Derek Carr	Sept. 27, 2015 at Cle.
36-21	313	Daryle Lamonica	Nov. 19, 1969 vs. Buf.
24-16	313	Ken Stabler	Oct. 22, 1973 at Den.
47-28	313	Jim Plunkett	Sept. 16, 1984 at KC
49-35	313	Rich Gannon	Dec. 30, 2001 at Den.
40-30	313	Josh McCown	Sept. 9, 2007 vs. Buf.
49-31	313	Derek Carr	Oct. 29, 2017 at Det.
40-22	312	Carson Palmer	Nov. 18, 2012 vs. NO
34-21	311	Daryle Lamonica	Nov. 17, 1968 vs. NYJ
38-25	311	Rich Gannon	Nov. 18, 2001 vs. SD
44-32	311	Derek Carr	Oct. 4, 2020 vs. Buf.
41-25	310	Jeff Hostetler	Jan. 2, 1994 vs. Den.
28-22	310	Jeff Hostetler	Nov. 20, 1994 vs. NO
43-21	310	Rich Gannon	Oct. 8, 2000 at SF
50-26	310	Kerry Collins	Nov. 13, 2005 vs. Den.
27-15	310	Jason Campbell	Oct. 31, 2010 vs. Sea.
19-12	309	Marc Wilson	Oct. 7, 1984 vs. Sea.
33-20	308	Bruce Gradkowski	Dec. 6, 2009 at Pit.
35-15	307	Ken Stabler	Sept. 10, 1978 at SD
37-23	307	Derek Carr	Nov. 20, 2022 at Den.
37-20	305	Rich Gannon	Sept. 12, 2004 at Pit.
29-25	304	Ken Stabler	Oct. 28, 1973 at BalC.
38-24	304	Jeff George	Dec. 2, 1997 at Car.
33-18	303	Jim Plunkett	Dec. 12, 1982 at KC
48-34	303	Jim Plunkett	Sept. 12, 1985 at KC
44-25	303	Jeff George	Sept. 13, 1998 vs. NYG
40-29	303	Derek Carr	Sept. 10, 2018 vs. LAR
44-26	303	Derek Carr	Sept. 25, 2022 at Ten.
45-29	302	Rich Gannon	Dec. 2, 2001 vs. Ari.
43-29	302	Derek Carr	Nov. 15, 2015 vs. Min.
24-14	301	Tom Flores	Oct. 16, 1966 at KC
37-21	301	Carson Palmer	Nov. 27, 2011 vs. Chi.
44-24	301	Derek Carr	Nov. 8, 2015 at Pit.
30-21	300	Derek Carr	Nov. 5, 2017 at Mia.



QB Tom Flores

TOP SEASONS - RUSHING YARDS

MARCUS ALLEN, 1985

Date	Opp	Att	Yds	TD
S 8	NYJ	20	76	2
S 12	at KC	14	50	0
S 22	SF	12	59	0
S 29	at NE	21	98	0
O 6	KC	29	126	0
O 13	NO	28	107	2
O 20	at Cle.	20	81	0
O 28	SD	30	111	3
N 3	at Sea.	19	101	0
N 10	at SD	28	119	1
N 17	Cin.	31	135	0
N 24	Den.	24	173	1
D 1	at Atl.	28	156	0
D 8	at Den.	25	135	1
D 15	Sea.	27	109	1
D 23	at LARm	24	123	0
16 games		380	1,759	11

JOSH JACOBS, 2022

Date	Opp	Att	Yds	TD
S 11	at LAC	10	57	0
S 18	Ari.	19	69	0
S 25	at Ten.	13	66	0
O 2	Den.	28	144	2
O 10	at KC	21	154	1
O 23	Hou	20	143	3
O 30	at NO	10	43	0
N 6	at Jac.	17	67	0
N 13	Ind.	21	78	1
N 20	at Den.	24	109	0
N 27	at Sea.	33	229	2
D 4	LAC	26	144	1
D 8	at LAR	27	99	1
D 18	NE	22	93	0
D 24	at Pit.	15	44	0
J 1	SF	17	69	1
J 7	KC	17	45	0
17 games		340	1,653	12

NAPOLEON KAUFMAN, 1997

Date	Opp	Att	Yds	TD
A 31	at Ten.	12	32	0
S 8	KC	22	84	1
S 14	at Atl.	14	140	2
S 21	at NYJ	27	126	0
S 28	StL.	26	162	1
O 5	SD	11	13	0
O 19	Den.	28	227	1
O 26	at Sea.	17	112	1
N 2	at Car.	10	16	0
N 9	NO	15	14	0
N 16	at SD	20	109	0
N 24	at Den.	13	53	0
N 30	Mia.	12	69	0
D 7	at KC	8	7	0
D 14	Sea.	16	36	0
D 21	Jac.	21	94	0
16 games		272	1,294	6

MARK VAN EEGHEN, 1977

Date	Opp	Att	Yds	TD
S 18	SD	19	62	0
S 25	at Pit.	25	88	1
O 3	at KC	24	116	0
O 9	at Cle.	25	114	2
O 16	Den.	20	61	0
O 23	at NYJ	36	143	1
O 30	at Den.	31	82	1
N 6	Sea.	21	91	0
N 13	HouO.	25	74	1
N 20	at SD	12	37	0
N 28	Buf.	26	143	0
D 4	at LARm	16	79	0
D 11	Min.	28	112	1
D 18	KC	16	71	0
14 games		324	1,273	7

MARCUS ALLEN, 1984

Date	Opp	Att	Yds	TD
S 2	at HouO.	21	81	1
S 9	GB	20	81	1
S 16	at KC	22	69	0
S 24	SD	18	47	3
S 30	at Den.	13	66	0
O 7	Sea.	15	40	1
O 14	Min.	17	54	1
O 21	at SD	19	107	0
O 28	Den.	16	70	1
N 4	at Chi.	15	42	0
N 12	at Sea.	15	57	2
N 18	KC	16	95	0
N 25	Ind.	18	110	0
D 2	at Mia.	20	155	3
D 10	at Det.	17	56	0
D 16	Pit.	13	38	0
16 games		275	1,168	13

DARREN MCFADDEN, 2010

Date	Opp	Att	Yds	TD
S 12	at Ten.	18	95	0
S 19	StL.	30	145	0
S 26	at Ari.	25	105	1
O 3	Hou.	12	47	0
O 10	SD	(inactive)		
O 17	at SF	(inactive)		
O 24	at Den.	16	165	3
O 31	Sea.	21	111	0
N 7	KC	17	89	0
N 21	at Pit.	10	14	0
N 28	Mia.	8	2	0
D 5	at SD	19	97	1
D 12	at Jac.	16	123	2
D 19	Den.	20	119	0
D 26	Ind.	11	45	0
J 2	at KC	(inactive)		
13 games		223	1,157	7

JOSH JACOBS, 2019

Date	Opp	Att	Yds	TD
S 9	Den.	23	85	2
S 15	vs. KC	12	99	0
S 22	at Min.	10	44	0
S 29	at Ind.	17	79	0
O 6	Chi.	26	123	2
O 20	at GB	21	124	0
O 27	at Hou.	15	66	0
N 3	Det.	28	120	2
N 7	LAC	16	71	1
N 17	Cin.	23	112	0
N 24	at NYJ	10	34	0
D 1	at KC	17	104	0
D 8	Ten.	(inactive)		
D 15	Jac.	24	89	0
D 22	at LAC	(inactive)		
D 29	at Den.	(inactive)		
13 games		242	1,150	7

HARVEY WILLIAMS, 1995

Date	Opp	Att	Yds	TD
S 3	SD	16	48	0
S 10	at Was.	18	84	0
S 17	at KC	20	74	2
S 24	Phi.	15	61	2
O 1	at NYJ	20	97	1
O 8	Sea.	19	160	1
O 16	at Den.	6	8	0
O 22	Ind.	8	16	0
N 5	at Cin.	24	134	1
N 12	at NYG	21	85	1
N 19	Dal.	15	59	1
N 27	at SD	20	101	0
D 3	KC	7	5	0
D 10	Pit.	12	28	0
D 17	at Sea.	12	67	0
D 24	Den.	22	87	0
16 games		255	1,114	9

MARV HUBBARD, 1972

Date	Opp	Att	Yds	TD
S 17	at Pit.	15	58	0
S 24	at GB	24	125	0
O 1	SD	16	58	1
O 9	at Hou.	14	73	0
O 15	Buf.	20	122	1
O 22	Den.	15	61	0
O 29	LARm	17	80	0
N 5	at KC	8	18	1
N 12	at Cin.	11	98	0
N 19	at Den.	13	84	1
N 26	KC	13	96	0
D 3	at SD	15	68	0
D 11	NYJ	28	118	0
D 17	Chi.	10	41	0
14 games		219	1,100	4

CLEM DANIELS, 1963

Date	Opp	Att	Yds	TD
S 7	at HouO	16	73	1
S 15	Buf.	13	76	0
S 22	BosP.	(did not play)		
S 28	at NYJ	10	30	0
O 5	at Buf.	6	21	0
O 11	at BosP.	1	-2	0
O 20	NYJ	27	200	2
O 27	at SD	19	125	0
N 3	KC	18	58	0
N 8	at KC	31	122	0
N 28	at Den.	16	90	0
D 8	SD	17	90	0
D 15	Den.	18	58	0
D 22	HouO	22	158	0
13 games		214	1,099	3



RB Napoleon Kaufman

TOP SEASONS - PASSER RATING

KEN STABLER, 1976 (103.4)

Date	Opp	A-C-I	Yds	TD
S 12	Pit.	38-21-4	342	3
S 20	at KC	28-22-1	224	3
S 26	at HouO.	(did not play)		
O 3	at NE	35-20-1	225	1
O 10	at SD	26-20-1	339	3
O 17	at Den.	20-16-1	175	1
O 24	GB	21-13-1	220	3
O 31	Den.	27-16-2	245	1
N 7	at Chi.	17-11-0	234	3
N 14	KC	18-10-4	138	2
N 21	at Phi.	18-14-0	133	1
N 28	TB	23-15-1	245	2
D 6	Cin.	20-16-1	217	4
D 12	SD	(did not play)		
12 games		291-194-17	2,737	37

DEREK CARR, 2020 (101.4)

Date	Opp	A-C-I	Yds	TD
S 13	at Car.	30-22-0	239	1
S 21	NO	38-28-0	284	3
S 27	at NE	32-24-0	261	2
O 4	Buf.	44-32-0	311	2
O 11	at KC	31-22-1	347	3
O 25	TB	36-24-1	284	2
N 1	at Cle.	24-15-0	111	1
N 8	at LAC	23-13-0	165	2
N 15	Den.	25-16-0	154	0
N 22	KC	31-23-1	275	3
N 29	at Atl.	34-22-1	215	0
D 6	at NYJ	47-28-1	381	3
D 13	Ind.	45-31-2	316	2
D 17	LAC	5-3-0	53	0
D 26	Mia.	34-21-0	336	1
J 3	at Den.	38-24-2	371	2
16 games		517-348-9	4,103	27

DEREK CARR, 2019 (100.8)

Date	Opp	A-C-I	Yds	TD
S 9	Den.	26-22-0	259	1
S 15	vs. KC	38-23-2	198	1
S 22	at Min.	34-27-1	242	2
S 29	at Ind.	31-21-0	189	2
O 6	Chi.	32-25-0	229	0
O 20	at GB	28-22-1	293	2
O 27	at Hou.	30-18-0	285	3
N 3	Det.	31-20-0	289	2
N 7	LAC	31-21-0	218	1
N 17	Cin.	29-25-1	292	1
N 24	at NYJ	27-15-1	127	0
D 1	at KC	30-20-2	222	1
D 8	Ten.	34-25-0	262	2
D 15	Jac.	36-22-0	267	1
D 22	at LAC	30-26-0	291	1
D 29	at Den.	46-29-0	391	1
16 games		513-361-8	4,054	21

RICH GANNON, 2002 (97.3)

Date	Opp	A-C-I	Yds	TD
S 8	Sea.	28-19-1	214	2
S 15	at Pit.	64-43-2	403	1
S 29	Ten.	39-29-0	381	4
O 6	at Buf.	38-23-0	357	3
O 13	at StL.	45-30-2	332	1
O 20	SD	45-35-1	361	3
O 27	at KC	55-35-1	334	1
N 3	SF	28-18-0	164	1
N 11	at Den.	38-34-0	352	3
N 17	NE	38-26-1	297	0
N 24	at Ari.	45-27-1	340	3
D 2	NYJ	42-31-0	342	1
D 8	at SD	41-26-0	328	0
D 15	at Mia.	31-17-1	204	1
D 22	Den.	27-18-0	201	1
D 28	KC	14-7-0	79	1
16 games		618-418-10	4,689	26

DEREK CARR, 2016 (96.7)

Date	Opp	A-C-I	Yds	TD
S 11	at NO	38-24-0	319	1
S 18	Atl.	45-34-0	299	3
S 25	at Ten.	35-21-1	249	1
O 2	at Bal.	35-25-0	199	4
O 9	SD	40-25-1	317	2
O 16	KC	34-22-1	225	1
O 23	at Jac.	37-23-0	200	1
O 30	at TB	59-40-0	513	4
N 6	Den.	31-20-0	184	0
N 21	Hou.	31-21-1	295	3
N 27	Car.	38-26-1	315	2
D 4	Buf.	35-19-0	260	2
D 8	at KC	41-17-0	117	0
D 18	at SD	30-19-1	213	1
D 24	Ind.	31-21-0	232	3
15 games		560-357-6	3,937	28

RICH GANNON, 2001 (95.5)

Date	Opp	A-C-I	Yds	TD
S 9	at KC	46-31-1	341	2
S 23	at Mia.	25-14-0	125	0
S 30	Sea.	28-19-0	217	3
O 7	Dal.	28-21-0	209	1
O 14	at Ind.	32-18-0	243	0
O 28	at Phi.	26-17-0	158	0
N 5	Den.	34-25-0	242	3
N 11	at Sea.	38-24-0	257	2
N 18	SD	38-25-1	311	4
N 25	at NYG	20-13-0	221	3
D 2	Ari.	45-29-2	302	3
D 9	KC	24-18-1	195	1
D 15	at SD	28-20-1	221	1
D 22	Ten.	50-29-1	249	1
D 30	at Den.	49-35-2	313	2
J 6	NYJ	38-23-0	224	1
16 games		549-361-9	3,828	27

KEN STABLER, 1974 (94.9)

Date	Opp	A-C-I	Yds	TD
S 16	at Buf.	22-9-1	122	0
S 22	KC	25-11-2	165	3
S 29	at Pit.	12-5-0	70	1
O 6	at Cle.	33-19-2	237	3
O 13	at SD	19-12-1	162	2
O 20	Cin.	41-19-0	252	0
O 27	at SF	11-6-0	140	2
N 3	at Den.	19-12-0	217	4
N 10	Det.	24-20-0	248	2
N 17	SD	32-16-1	240	1
N 24	Den.	34-22-3	234	2
D 1	NE	21-16-2	251	4
D 8	at KC	(did not play)		
D 15	Dal.	17-11-0	131	2
13 games		310-178-12	2,469	26

DEREK CARR, 2021 (94.0)

Date	Opp	A-C-I	Yds	TD
S 13	Bal.	56-34-1	435	2
S 19	at Pit.	37-28-0	382	2
S 26	Mia.	43-26-1	386	2
O 4	at LAC	34-21-1	196	2
O 10	Chi.	35-22-1	206	0
O 17	at Den.	27-18-0	341	2
O 24	Phi.	34-31-1	323	2
N 7	at NYG	46-30-2	296	1
N 14	KC	35-25-1	261	2
N 21	Cin.	27-19-1	215	1
N 25	at Dal.	39-24-0	373	1
D 5	Was.	38-28-0	249	0
D 12	at KC	45-33-1	263	1
D 20	at Cle.	38-25-1	236	1
D 26	Den.	25-20-1	201	1
J 2	at Ind.	31-24-2	255	1
J 9	LAC	36-20-0	186	2
17 games		626-428-14	4,804	23

DEREK CARR, 2018 (93.9)

Date	Opp	A-C-I	Yds	TD
S 10	LAR	40-29-3	303	0
S 16	at Den.	32-29-0	288	1
S 23	at Mia.	39-27-2	345	1
S 30	Cle.	58-35-2	437	4
O 7	at LAC	33-24-1	268	1
O 14	Sea.	31-23-0	142	0
O 28	Ind.	28-21-0	244	3
N 11	at SF	21-16-0	171	0
N 18	LAC	37-24-0	243	0
N 18	at Ari.	31-19-0	192	2
N 25	at Bal.	34-16-0	194	1
D 2	KC	38-29-0	285	3
D 9	Pit.	34-25-0	322	2
D 16	at Cin.	38-21-0	263	1
D 24	Den.	26-19-0	167	0
D 30	at KC	33-24-2	185	0
16 games		553-381-10	4,049	19

RICH GANNON, 2000 (92.4)

Date	Opp	A-C-I	Yds	TD
S 3	SD	35-20-0	176	1
S 10	at Ind.	22-15-0	207	0
S 17	Den.	21-13-2	159	2
S 24	Cle.	23-14-0	179	0
O 8	at SF	43-21-1	310	2
O 15	at KC	33-28-0	244	2
O 22	Sea.	22-15-1	176	3
O 29	at SD	35-16-1	156	0
N 5	KC	31-20-0	242	4
N 13	at Den.	53-30-2	382	1
N 19	at NO	21-14-0	168	2
N 26	Atl.	22-15-0	231	2
D 3	at Pit.	40-21-0	273	1
D 10	NYJ	23-11-1	161	2
D 16	at Sea.	17-5-3	136	1
D 24	Car.	32-26-0	230	5
16 games		473-284-11	3,430	28



QB Rich Gannon

TOP SEASONS - RECEPTIONS

DARREN WALLER, 2020

Date	Opp	No	Yds	TD
S 13	at Car.	6	45	0
S 21	NO	12	105	1
S 27	at NE	2	9	0
O 4	Buf.	9	88	0
O 11	at KC	5	48	0
O 25	TB	6	50	1
N 1	at Cle.	5	27	0
N 8	at LAC	5	22	1
N 15	Den.	3	37	0
N 22	KC	7	88	1
N 29	at Atl.	4	23	0
D 6	at NYJ	13	200	2
D 13	Ind.	7	75	0
D 17	LAC	9	150	1
D 26	Mia.	5	112	0
J 3	at Den.	9	117	1
16 games		107	1,196	9

TIM BROWN, 1997

Date	Opp	No	Yds	TD
A 31	at Ten.	8	158	3
S 8	KC	11	155	0
S 14	at Atl.	4	69	0
S 21	at NYJ	10	153	1
S 28	StL.	4	56	0
O 5	SD	3	18	0
O 19	Den.	2	33	0
O 26	at Sea.	7	107	0
N 2	at Car.	10	163	0
N 9	NO	5	43	0
N 16	at SD	4	30	0
N 24	at Den.	8	55	0
N 30	Mia.	8	125	1
D 7	at KC	2	22	0
D 14	Sea.	4	57	0
D 21	Jac.	14	164	0
16 games		104	1,408	5

HUNTER RENFROW, 2021

Date	Opp	No	Yds	TD
S 13	Bal.	6	70	0
S 19	at Pit.	5	57	0
S 26	Mia.	5	77	1
O 4	at LAC	6	45	1
O 10	Chi.	6	56	0
O 17	at Den.	3	36	0
O 24	Phi.	7	58	0
N 7	at NYG	7	49	1
N 14	KC	7	46	1
N 21	Cin.	4	30	0
N 25	at Dal.	8	134	0
D 5	Was.	9	102	0
D 12	at KC	13	117	1
D 20	at Cle.	3	32	0
D 26	Den.	3	40	1
J 2	at Ind.	7	76	1
J 9	LAC	4	13	2
17 games		103	1,038	9

DAVANTE ADAMS, 2022

Date	Opp	No	Yds	TD
S 11	at LAC	10	141	1
S 18	Ari.	2	12	1
S 25	at Ten.	5	36	1
O 2	Den.	9	101	0
O 10	at KC	3	124	2
O 23	Hou.	8	95	0
O 30	at NO	1	3	0
N 6	at Jac.	10	146	2
N 13	Ind.	9	126	1
N 20	at Den.	7	141	2
N 27	at Sea.	7	74	0
D 4	LAC	8	177	2
D 8	at LAR	3	71	0
D 18	NE	4	28	0
D 24	at Pit.	2	15	0
J 1	SF	7	153	2
J 7	KC	5	73	0
17 Games		100	1,516	14

TODD CHRISTENSEN, 1986

Date	Opp	No	Yds	TD
S 7	at Den.	7	84	1
S 14	at Was.	6	81	0
S 21	NYG	4	27	0
S 28	SD	8	105	0
O 5	at KC	5	48	0
O 12	Sea.	4	35	0
O 19	at Mia.	5	49	0
O 26	at Hou0.	7	82	3
N 2	Den.	11	158	0
N 9	at Dal.	2	30	0
N 16	Cle.	6	52	1
N 20	at SD	11	173	1
N 30	Phi.	3	43	0
D 8	at Sea.	3	50	0
D 14	KC	4	32	0
D 21	Ind.	9	104	2
16 games		95	1,153	8

JERRY RICE, 2002

Date	Opp	No	Yds	TD
S 8	Sea.	2	25	0
S 15	at Pit.	11	94	0
S 29	Ten.	7	144	1
O 6	at Buf.	4	77	1
O 13	at StL.	7	133	0
O 20	SD	9	86	1
O 27	at KC	5	45	0
N 3	SF	6	74	0
N 11	at Den.	9	103	2
N 17	NE	6	65	0
N 24	at Ari.	7	110	1
D 2	NYJ	4	66	1
D 8	at SD	7	113	0
D 15	at Mia.	3	30	0
D 22	Den.	3	25	0
D 28	KC	2	21	0
16 games		92	1,211	7

TODD CHRISTENSEN, 1983

Date	Opp	No	Yds	TD
S 4	at Cin.	3	35	0
S 11	Hou0	6	58	1
S 19	Mia.	6	95	1
S 25	at Den.	1	9	0
O 2	at Was.	5	70	1
O 9	KC	5	32	1
O 16	at Sea.	11	152	3
O 23	at Dal.	7	90	1
O 30	Sea.	4	60	0
N 6	at KC	3	46	0
N 13	Den.	8	114	0
N 20	at Buf.	7	86	1
N 27	NYG	4	46	0
D 1	at SD	8	140	3
D 11	StLC	6	78	0
D 18	SD	8	136	0
16 games		92	1,247	12

CHARLIE GARNER, 2002

Date	Opp	No	Yds	TD
S 8	Sea.	5	64	1
S 15	at Pit.	5	55	0
S 29	Ten.	6	60	1
O 6	at Buf.	4	83	1
O 13	at StL.	5	35	0
O 20	SD	7	80	0
O 27	at KC	10	72	0
N 3	SF	3	16	0
N 11	at Den.	7	89	0
N 17	NE	7	65	0
N 24	at Ari.	5	82	0
D 2	NYJ	9	60	0
D 8	at SD	4	43	0
D 15	at Mia.	6	46	0
D 22	Den.	8	91	1
D 28	KC	0	0	0
16 games		91	941	4

TIM BROWN, 2001

Date	Opp	No	Yds	TD
S 9	at KC	8	133	1
S 23	at Mia.	3	20	0
S 30	Sea.	3	47	0
O 7	Dal.	7	114	0
O 14	at Ind.	7	145	0
O 28	at Phi.	3	43	0
N 5	Den.	9	95	2
N 11	at Sea.	7	86	1
N 18	SD	6	62	1
N 25	at NYG	6	117	2
D 2	Ari.	5	63	2
D 9	KC	4	35	0
D 15	at SD	5	47	0
D 22	Ten.	5	29	0
D 30	at Den.	7	72	0
J 6	NYJ	6	57	0
16 games		91	1,165	9

DARREN WALLER, 2019

Date	Opp	No	Yds	TD
S 9	Den.	7	70	0
S 15	vs. KC	6	63	0
S 22	at Min.	13	134	0
S 29	at Ind.	7	53	0
O 6	Chi.	4	39	0
O 20	at GB	7	126	2
O 27	at Hou.	2	11	1
N 3	Det.	2	52	0
N 7	LAC	3	40	0
N 17	Cin.	5	78	0
N 24	at NYJ	3	41	0
D 1	at KC	7	100	0
D 8	Ten.	6	72	0
D 15	Jac.	8	122	0
D 22	at LAC	4	37	0
D 29	at Den.	6	107	0
16 games		90	1,145	3



WR Davante Adams

LEAGUE RESULTS

Opponent	First mtg	REGULAR SEASON						POSTSEASON					PRESEASON		
		W	L	T	Pct	PF	PA	W	L	Pct	PF	PA	W	L	T
Arizona Cardinals ¹	1973	6	5	0	.545	256	239	0	0	-	0	0	9	8	0
Atlanta Falcons	1971	7	8	0	.467	366	370	0	0	-	0	0	3	1	0
Baltimore Ravens	1996	4	8	0	.333	225	328	0	1	.000	3	16	0	0	0
Buffalo Bills	1960	21	19	0	.525	930	866	0	2	.000	26	80	5	1	0
Carolina Panthers	1997	4	3	0	.571	174	167	0	0	-	0	0	0	0	0
Chicago Bears	1972	8	8	0	.500	282	297	0	0	-	0	0	5	5	0
Cincinnati Bengals	1968	19	12	0	.613	689	619	2	1	.667	70	64	0	0	0
Cleveland Browns ²	1970	15	10	0	.600	544	462	2	0	1.000	41	22	1	3	0
Dallas Cowboys	1974	7	6	0	.538	275	309	0	0	-	0	0	19	11	0
Denver Broncos	1960	70	53	2	.560	2,702	2,545	1	1	.500	59	44	6	4	0
Detroit Lions	1970	7	6	0	.538	309	265	0	0	-	0	0	7	1	0
Green Bay Packers	1972	5	8	0	.385	228	320	0	1	.000	14	33	7	5	0
Houston Texans	2004	5	7	0	.417	261	293	0	1	.000	14	27	0	1	0
Indianapolis Colts ³	1971	10	9	0	.526	464	469	1	1	.500	54	58	2	4	0
Jacksonville Jaguars	1996	4	6	0	.400	188	218	0	0	-	0	0	1	0	0
Kansas City Chiefs ⁴	1960	53	70	2	.424	2,408	2,781	1	2	.333	54	33	1	8	0
Los Angeles Chargers ⁵	1960	67	57	2	.532	2,766	2,756	1	0	1.000	34	27	7	7	0
Los Angeles Rams ⁶	1972	8	7	0	.533	286	328	0	0	-	0	0	14	9	0
Miami Dolphins	1966	18	18	1	.486	762	788	3	1	.750	86	67	1	3	0
Minnesota Vikings	1973	9	6	0	.600	349	314	1	0	1.000	32	14	2	5	0
New England Patriots ⁷	1960	15	18	1	.441	818	793	1	2	.333	57	64	7	5	1
New Orleans Saints	1971	7	7	1	.500	320	365	0	0	-	0	0	2	4	0
New York Giants	1973	8	6	0	.571	294	265	0	0	-	0	0	0	0	0
New York Jets ⁸	1960	24	18	2	.545	1,039	980	2	2	.500	105	78	7	2	0
Philadelphia Eagles	1971	6	7	0	.462	275	250	1	0	1.000	27	10	3	2	0
Pittsburgh Steelers	1970	14	11	0	.560	525	526	3	3	.500	125	84	1	2	0
San Francisco 49ers	1970	7	8	0	.467	277	362	0	0	-	0	0	19	21	0
Seattle Seahawks	1977	29	25	0	.537	1,217	1,169	1	1	.500	37	27	6	13	0
Tampa Bay Buccaneers	1976	7	3	0	.700	299	227	0	1	.000	21	48	0	1	0
Tennessee Titans ⁹	1960	26	22	0	.542	1,079	1,132	4	0	1.000	164	45	5	6	0
Washington Commanders	1970	7	7	0	.500	290	307	1	0	1.000	38	9	1	4	0
TOTALS		497	458	11	.520	20,897	21,110	25	20	.556	1,061	850	141	136	1

Note: Tie games were not included in winning percentage from 1921-71

1 - Phoenix Cardinals (1988-93); St. Louis Cardinals (1960-87)

2 - Did not play (1996-98); rejoined NFL as expansion team in 1999

3 - Baltimore Colts (1953-83)

4 - Dallas Texans (1960-62)

5 - San Diego Chargers (1961-2016)

6 - St. Louis Rams (1995-2015)

7 - Boston Patriots (1960-70)

8 - New York Titans (1960-62)

9 - Tennessee Oilers (1997-98); Houston Oilers (1960-96)

ALL-TIME HEAD COACHES

Years	Name	Regular Season Record	Postseason Record
1960-61	Eddie Erdelatz*	6-10-0	0-0
1961-62	Marty Feldman**	2-15-0	0-0
1962	Red Conkright	1-8-0	0-0
1963-65	Al Davis	23-16-3	0-0
1966-68	John Rauch	33-8-1	2-2
1969-1978	John Madden	103-32-7	9-7
1979-1987	Tom Flores	83-53-0	8-3
1988-89	Mike Shanahan***	8-12-0	0-0
1989-1994	Art Shell	54-38-0	2-3
1995-96	Mike White	15-17-0	0-0
1997	Joe Bugel	4-12-0	0-0
1998-2001	Jon Gruden	38-26-0	2-2
2002-03	Bill Callahan	15-17-0	2-1
2004-05	Norv Turner	9-23-0	0-0
2006	Art Shell	2-14-0	0-0
2007-08	Lane Kiffin****	5-15-0	0-0
2008-10	Tom Cable	17-27-0	0-0
2011	Hue Jackson	8-8-0	0-0
2012-14	Dennis Allen*****	8-28-0	0-0
2014	Tony Sparano	3-9-0	0-0
2015-17	Jack Del Rio	25-23-0	0-1
2018-21	Jon Gruden*****	22-31	0-0
2021	Rich Bisaccia	7-5	0-1
2022	Josh McDaniels	6-11	0-0

*released after two games in 1961

**released after five games in 1962

***released after four games in 1989

****released after four games in 2008

*****released after four games in 2014

*****resigned after five games in 2021

MONDAY NIGHT FOOTBALL (42-31-1)

Date	Result	Score	Opponent	Attend.	Date	Result	Score	Opponent	Attend.
10/19/70	W	34-20	Washington	54,471	12/16/91	L	0-27	at New Orleans	68,625
10/4/71	W	34-20	at Cleveland	84,285	9/28/92	L	7-27	at Kansas City	77,622
10/9/72	W	34-0	at Houston	51,378	12/14/92	L	7-20	at Miami	72,220
10/11/72	W	24-16	New York Jets	54,843	10/18/93	W	23-20	at Denver	75,937
10/22/73	T	23-23	at Denver	51,270	9/5/94	L	14-44	at San Francisco	69,357
9/16/74	L	20-21	at Buffalo	80,020	12/5/94	W	24-17	at San Diego	63,604
9/22/75	W	31-21	at Miami	78,774	10/16/95	L	0-27	at Denver	75,914
12/8/75	W	17-10	Denver	54,037	11/27/95	L	6-12	at San Diego	63,177
9/20/76	W	24-21	at Kansas City	63,225	10/21/96	W	23-14	at San Diego	62,583
12/6/76	W	35-20	Cincinnati	54,037	11/4/96	L	21-22	Denver	61,656
10/3/77	W	37-28	at Kansas City	63,393	12/9/96	W	26-7	Kansas City	61,587
11/28/77	W	34-13	Buffalo	94,598	9/8/97	L	27-28	Kansas City	61,523
11/13/78	W	34-21	at Cincinnati	56,600	11/24/97	L	3-31	at Denver	75,953
10/8/79	W	13-3	Miami	54,600	11/22/99	L	21-27 (OT)	at Denver	75,870
12/3/79	W	42-35	at New Orleans	71,323	11/13/00	L	24-27	at Denver	75,951
10/20/80	W	45-34	at Pittsburgh	53,940	11/5/01	W	38-28	Denver	62,637
11/17/80	W	19-17	at Seattle	64,771	11/11/02	W	34-10	at Denver	76,643
12/1/80	W	9-3	Denver	54,563	12/2/02	W	26-20	New York Jets	62,257
9/14/81	W	36-10	at Minnesota	48,446	9/22/03	L	10-31	at Denver	76,753
12/7/81	W	30-27	Pittsburgh	54,555	10/20/03	L	10-17	Kansas City	62,391
12/21/81	L	10-23	at San Diego	52,975	12/22/03	L	7-41	Green Bay	62,298
11/22/82	W	28-24	San Diego	55,060	9/11/06	L	0-27	San Diego	62,578
9/19/83	W	27-14	Miami	60,696	11/6/06	L	0-16	at Seattle	67,816
9/24/84	W	33-30	San Diego	80,674	9/8/08	L	14-41	Denver	62,762
11/12/84	L	14-17	at Seattle	64,931	9/14/09	L	20-24	San Diego	61,940
12/10/84	W	24-3	at Detroit	70,742	9/12/11	W	23-20	at Denver	75,671
10/28/85	W	34-21	San Diego	72,022	9/10/12	L	14-22	San Diego	61,896
12/23/85	W	16-6	at L.A. Rams	68,904	9/23/13	L	21-37	at Denver	76,978
12/8/86	L	0-37	at Seattle	64,944	11/21/16	W	27-20	Houston (Mexico City)	76,473
10/12/87	L	14-30	at Denver	63,452	12/25/17	L	19-10	at Philadelphia	65,596
11/30/87	W	37-14	at Seattle	64,640	9/10/18	L	13-33	Los Angeles Rams	53,857
9/26/88	W	30-27 (OT)	at Denver	75,964	12/24/18	W	27-14	Denver	53,850
11/28/88	L	27-35	at Seattle	62,641	9/9/19	W	24-16	Denver	52,359
10/9/89	W	14-7	at New York Jets	76,891	9/21/20	W	34-24	New Orleans	0
11/19/90	W	13-10	at Miami	72,393	9/13/21	W	33-27 (OT)	Baltimore	61,756
12/10/90	W	38-31	at Detroit	80,066	10/4/21	L	14-28	at L.A. Chargers	70,240
10/28/91	L	21-24	at Kansas City	77,870	10/10/22	L	29-30	at Kansas City	75,523

THURSDAY NIGHT GAMES (8-9)

Date	Opponent	Result
10/25/79	San Diego	W, 45-22
12/1/83	at San Diego	W, 42-10
9/12/85	at Kansas City	L, 20-36
11/20/86	at San Diego	W, 37-31 (OT)
12/9/99	at Tennessee	L, 14-21
9/8/05	at New England	L, 20-30
12/4/08	at San Diego	L, 7-34
11/10/11	at San Diego	W, 24-17
12/6/12	Denver	L, 13-26
11/20/14	Kansas City	W, 24-20
12/24/15	San Diego	W, 23-20 (OT)
12/8/16	at Kansas City	L, 13-21
10/19/17	Kansas City	W, 31-30
11/1/18	at San Francisco	L, 3-34
11/7/19	L.A. Chargers	W, 26-24
12/17/20	L.A. Chargers	L, 27-30 (OT)
12/8/22	at L.A. Rams	L, 16-17

THANKSGIVING GAMES (4-4)

Date	Opponent	Result
11/28/63	at Denver	W, 26-10
11/24/66	Buffalo	L, 10-31
11/23/67	at Kansas City	W, 44-22
11/28/68	Buffalo	W, 13-10
11/26/70	at Detroit	L, 14-28
11/26/09	at Dallas	L, 7-24
11/28/13	at Dallas	L, 24-31
11/25/21	at Dallas	W, 36-33 (OT)

SUNDAY NIGHT GAMES* (20-22)

Date	Opponent	Result	Date	Opponent	Result
9/24/78	vs. New England	L, 14-21	10/3/99	at Seattle	L, 21-22
12/3/78	vs. Denver	L, 6-21	10/29/00	at San Diego	W, 15-13
10/23/83	at Dallas	W, 40-38	12/10/00	N.Y. Jets	W, 31-7
11/15/87	at San Diego	L, 14-16	10/14/01	at Indianapolis	W, 23-18
11/6/88	at San Diego	W, 13-3	11/11/01	at Seattle	L, 27-34
11/12/89	at San Diego	L, 12-14	9/15/02	at Pittsburgh	W, 30-17
12/17/89	at Seattle	L, 17-23	11/17/02	New England	W, 27-20
10/7/90	at Buffalo	L, 24-38	9/7/03	at Tennessee	L, 20-25
10/13/91	at Seattle	W, 23-30 (OT)	9/26/04	Tampa Bay	W, 30-20
12/1/91	at San Diego	W, 9-7	11/28/04	at Denver	W, 25-24
9/6/92	at Denver	L, 13-17	9/18/05	Kansas City	L, 17, 23
9/28/92	at Kansas City	L, 7-27	12/4/05	at San Diego	L, 10-34
9/12/93	at Seattle	W, 17-13	10/15/06	at Denver	L, 3-13
11/6/94	at Kansas City	L, 3-13	10/6/13	San Diego	W, 27-17
12/18/94	at Kansas City	W, 17-16	11/6/16	Denver	W, 30-20
10/1/95	at N.Y. Jets	W, 47-10	9/24/17	at Washington	L, 10-27
12/1/95	at Seattle	L, 10-44	11/5/17	at Miami	W, 27-24
11/17/96	Minnesota	L, 13-16	12/17/17	Dallas	L, 17-20
11/16/97	at San Diego	W, 38-13	11/22/20	Kansas City	L, 31-35
9/6/98	at Kansas City	L, 8-28	11/4/21	Kansas City	L, 14-41
11/1/98	at Seattle	W, 31-18	1/9/22	L.A. Chargers	W, 35-32 (OT)

*=since 1978

OVERTIME/SHUTOUT VICTORIES

OVERTIME GAMES (25-19)

Date	Result	Score	Opponent
11/23/1975	W	26-23	at Washington
11/30/1975	W	37-34	Atlanta
12/24/1977	W	37-31	at Baltimore (AFC Divisional)
10/1/1978	W	25-19	at Chicago
9/14/1980	L	24-30	at San Diego
10/28/1984	L	19-22	Denver
11/10/1985	L	34-40	at San Diego
11/24/1985	W	31-28	Denver
12/8/1985	W	17-14	at Denver
11/20/1986	W	37-31	at San Diego
11/30/1986	L	27-33	Philadelphia
9/26/1988	W	30-27	at Denver
12/3/1989	W	16-13	Denver
10/13/1991	W	23-20	at Seattle
12/8/1991	L	27-30	Buffalo
9/13/1992	L	21-24	at Cincinnati
1/2/1994	W	33-30	Denver
10/16/1994	L	17-20	at Miami
9/17/1995	L	17-23	at Kansas City
11/10/1996	L	17-20	at Tampa Bay
11/17/1996	L	13-16	Minnesota
8/31/1997	L	21-24	at Tennessee
11/22/1999	L	21-27	at Denver
1/2/2000	W	41-38	at Kansas City

Date	Result	Score	Opponent
10/8/2000	W	34-28	at San Francisco
12/2/2001	L	31-34	Arizona
1/19/2002	L	13-16	at New England (AFC Divisional)
10/20/2002	L	21-27	San Diego
11/3/2002	L	20-23	San Francisco
9/28/2003	W	34-31	San Diego
11/9/2003	L	24-27	New York Jets
9/16/2007	L	20-23	at Denver
10/19/2008	W	16-13	New York Jets
11/7/2010	W	23-20	Kansas City
12/24/2011	W	16-13	at Kansas City
10/21/2012	W	26-23	Jacksonville
12/24/2015	W	23-20	San Diego
10/30/2016	W	30-24	at Tampa Bay
9/30/2018	W	45-42	Cleveland
12/17/2020	L	27-30	L.A. Chargers
9/13/21	W	33-27	Baltimore
9/26/21	W	31-28	Miami
11/25/21	W	36-33	at Dallas
1/9/22	W	35-32	Los Angeles Chargers
9/18/22	L	23-29	Arizona
11/20/22	W	22-16	at Denver
11/27/22	W	40-34	at Seattle
1/1/23	L	34-37	San Francisco

SHUTOUT VICTORIES

Date	Score	Opponent
12/16/1962	20-0	Boston
9/10/1967	51-0	Denver
11/24/1968	34-0	at Cincinnati
9/26/1971	34-0	at San Diego
10/9/1972	34-0	at Houston Oilers
11/4/1973	42-0	New York Giants
9/29/1974	17-0	at Pittsburgh
10/5/1975	6-0	at San Diego
10/26/1975	25-0	San Diego
12/12/1976	24-0	San Diego

Date	Score	Opponent
9/18/1977	24-0	San Diego
9/8/1985	31-0	New York Jets
9/13/1987	20-0	at Green Bay
9/15/1991	16-0	Indianapolis
10/18/1992	19-0	at Seattle
11/22/1992	24-0	Denver
12/19/1999	45-0	Tampa Bay
1/6/2001	27-0	Miami (AFC Divisional)
12/28/2002	24-0	Kansas City
12/16/2012	15-0	Kansas City



S Charles Woodson against San Diego, Dec. 24, 2015

RESULTS BY SEASON

YEAR	OVERALL				HOME				AWAY			
	W	L	T	Pct	W	L	T	Pct	W	L	T	Pct
1960	6	8	0	.429	3	4	0	.429	3	4	0	.429
1961	2	12	0	.143	1	6	0	.143	1	6	0	.143
1962	1	13	0	.071	1	6	0	.143	0	7	0	.000
1963	10	4	0	.714	6	1	0	.857	4	3	0	.571
1964	5	7	2	.417	5	2	0	.714	0	5	2	.000
1965	8	5	1	.615	5	2	0	.714	3	3	1	.500
1966	8	5	1	.615	3	3	1	.500	5	2	0	.714
1967	13	1	0	.929	7	0	0	1.000	6	1	0	.857
1968	12	2	0	.857	6	1	0	.857	6	1	0	.857
1969	12	1	1	.923	7	0	0	1.000	5	1	1	.833
1970	8	4	2	.667	6	1	0	.857	2	3	2	.400
1971	8	4	2	.667	5	1	1	.833	3	3	1	.500
1972	10	3	1	.750	5	1	1	.786	5	2	0	.714
1973	9	4	1	.679	5	2	0	.714	4	2	1	.643
1974	12	2	0	.857	6	1	0	.857	6	1	0	.857
1975	11	3	0	.786	6	1	0	.857	5	2	0	.714
1976	13	1	0	.929	7	0	0	1.000	6	1	0	.857
1977	11	3	0	.786	6	1	0	.857	5	2	0	.714
1978	9	7	0	.563	4	4	0	.500	5	3	0	.625
1979	9	7	0	.563	6	2	0	.750	3	5	0	.375
1980	11	5	0	.688	6	2	0	.750	5	3	0	.625
1981	7	9	0	.438	4	4	0	.500	3	5	0	.375
1982	8	1	0	.889	4	0	0	1.000	4	1	0	.800
1983	12	4	0	.750	6	2	0	.750	6	2	0	.750
1984	11	5	0	.688	6	2	0	.750	5	3	0	.625
1985	12	4	0	.750	7	1	0	.875	5	3	0	.625
1986	8	8	0	.500	3	5	0	.375	5	3	0	.625
1987	5	10	0	.333	3	5	0	.375	2	5	0	.286
1988	7	9	0	.438	3	5	0	.375	4	4	0	.500
1989	8	8	0	.500	7	1	0	.875	1	7	0	.125
1990	12	4	0	.750	6	2	0	.750	6	2	0	.750
1991	9	7	0	.563	5	3	0	.625	4	4	0	.500
1992	7	9	0	.438	5	3	0	.625	2	6	0	.250
1993	10	6	0	.625	5	3	0	.625	5	3	0	.625
1994	9	7	0	.563	4	4	0	.500	5	3	0	.625
1995	8	8	0	.500	4	4	0	.500	4	4	0	.500
1996	7	9	0	.438	4	4	0	.500	3	5	0	.375
1997	4	12	0	.250	2	6	0	.250	2	6	0	.250
1998	8	8	0	.500	4	4	0	.500	4	4	0	.500
1999	8	8	0	.500	5	3	0	.625	3	5	0	.375
2000	12	4	0	.750	7	1	0	.875	5	3	0	.625
2001	10	6	0	.625	5	3	0	.625	5	3	0	.625
2002	11	5	0	.688	6	2	0	.750	5	3	0	.625
2003	4	12	0	.250	4	4	0	.500	0	8	0	.000
2004	5	11	0	.313	3	5	0	.375	2	6	0	.250
2005	4	12	0	.250	2	6	0	.250	2	6	0	.250
2006	2	14	0	.125	2	6	0	.250	0	8	0	.000
2007	4	12	0	.250	2	6	0	.250	2	6	0	.250
2008	5	11	0	.313	2	6	0	.250	3	5	0	.375
2009	5	11	0	.313	2	6	0	.250	3	5	0	.375
2010	8	8	0	.500	5	3	0	.625	3	5	0	.375
2011	8	8	0	.500	3	5	0	.375	5	3	0	.625
2012	4	12	0	.250	3	5	0	.375	1	7	0	.125
2013	4	12	0	.250	3	5	0	.375	1	7	0	.125
2014	3	13	0	.188	3	5	0	.375	0	8	0	.000
2015	7	9	0	.438	3	5	0	.375	4	4	0	.500
2016	12	4	0	.750	6	2	0	.750	6	2	0	.750
2017	6	10	0	.375	4	4	0	.500	2	6	0	.250
2018	4	12	0	.250	3	5	0	.375	1	7	0	.125
2019	7	9	0	.438	5	3	0	.625	2	6	0	.250
2020	8	8	0	.500	2	6	0	.250	6	2	0	.750
2021	10	7	0	.588	5	4	0	.556	5	3	0	.625
2022	6	11	0	.353	4	4	0	.500	2	7	0	.286
TOTAL	497	458	11	.520	277	203	3	.575	220	255	8	.463

RESULTS BY SEASON

HOME RECORDS BY STADIUM

Years	Stadium	W	L	T	Pct
1960	Kezar Stadium	2	2	0	.500
1960-61	Candlestick Park	2	8	0	.200
1962-65	Frank Youell Field	17	11	0	.600
1966-81, 1995-2019	Oakland-Alameda County Coliseum	178	129	3	.579
1973	Memorial Stadium, Berkeley	1	0	0	1.000
1982-94	Los Angeles Memorial Coliseum	64	36	0	.600
2014	Wembley Stadium, London, England	0	2	0	.000
2016	Estadio Azteca, Mexico City, Mexico	1	1	0	.500
2019	Tottenham Hotspur Stadium	1	0	0	1.000
2020-22	Allegiant Stadium	11	14	0	.440
TOTAL		277	203	3	.557

ALL-TIME VS. AFL/AFC WEST

YEAR	W-L-T	HOME	ROAD	DEN.	DAL./KC	LA/SD	CIN.	TB	SEA.
1960	2-4-0	1-2-0	1-2-0	1-1-0	1-1-0	1-1-0	0-2-0		
1961	1-5-0	1-2-0	0-3-0	1-1-0	0-2-0	0-2-0			
1962	0-6-0	0-3-0	0-3-0	0-2-0	0-2-0	0-2-0			
1963	6-0-0	3-0-0	3-0-0	2-0-0	2-0-0	2-0-0			
1964	2-3-1	2-1-0	0-2-1	1-0-1	0-2-0	1-1-0			
1965	3-3-0	2-1-0	1-2-0	2-0-0	1-1-0	0-2-0			
1966	4-2-0	1-2-0	3-0-0	2-0-0	1-1-0	1-1-0			
1967	6-0-0	3-0-0	3-0-0	2-0-0	2-0-0	2-0-0			
1968	6-2-0	3-1-0	3-1-0	2-0-0	1-1-0	1-1-0	2-0-0		
1969	7-1-0	4-0-0	3-1-0	2-0-0	2-0-0	2-0-0	1-1-0		
1970	4-0-2	3-0-0	1-0-2	2-0-0	1-0-1	1-0-1			
1971	4-1-1	2-0-1	2-1-0	2-0-0	0-1-1	2-0-0			
1972	3-2-1	1-1-1	2-1-0	1-1-0	1-1-0	1-0-1			
1973	4-1-1	3-0-0	1-1-1	1-0-1	1-1-0	2-0-0			
1974	5-1-0	2-1-0	3-0-0	1-1-0	2-0-0	2-0-0			
1975	5-1-0	3-0-0	2-1-0	2-0-0	1-1-0	2-0-0			
1976	7-0-0	4-0-0	3-0-0	2-0-0	2-0-0	2-0-0	1-0-0		
1977	5-2-0	3-1-0	2-1-0	1-1-0	2-0-0	1-1-0			1-0-0
1978	3-5-0	1-3-0	2-2-0	0-2-0	2-0-0	1-1-0			0-2-0
1979	3-5-0	2-2-0	1-3-0	2-0-0	0-2-0	1-1-0			0-2-0
1980	6-2-0	3-1-0	3-1-0	2-0-0	1-1-0	1-1-0			2-0-0
1981	2-6-0	1-3-0	1-3-0	0-2-0	0-2-0	0-2-0			2-0-0
1982	5-0-0	3-0-0	2-0-0	1-0-0	1-0-0	2-0-0			1-0-0
1983	6-2-0	3-1-0	3-1-0	2-0-0	2-0-0	2-0-0			0-2-0
1984	5-3-0	3-1-0	2-2-0	0-2-0	2-0-0	2-0-0			1-1-0
1985	5-3-0	4-0-0	1-3-0	2-0-0	1-1-0	1-1-0			1-1-0
1986	4-4-0	2-2-0	2-2-0	0-2-0	1-1-0	2-0-0			1-1-0
1987	2-6-0	1-3-0	1-3-0	0-2-0	1-1-0	0-2-0			1-1-0
1988	6-2-0	3-1-0	3-1-0	2-0-0	2-0-0	2-0-0			0-2-0
1989	3-5-0	3-1-0	0-4-0	1-1-0	1-1-0	1-1-0			0-2-0
1990	6-2-0	3-1-0	3-1-0	2-0-0	0-2-0	2-0-0			2-0-0
1991	5-3-0	2-2-0	3-1-0	2-0-0	0-2-0	1-1-0			2-0-0
1992	4-4-0	3-1-0	1-3-0	1-1-0	1-1-0	0-2-0			2-0-0
1993	5-3-0	2-2-0	3-1-0	2-0-0	0-2-0	1-1-0			2-0-0
1994	4-4-0	1-3-0	3-1-0	2-0-0	0-2-0	1-1-0			1-1-0
1995	2-6-0	2-2-0	0-4-0	0-2-0	0-2-0	1-1-0			1-1-0
1996	3-5-0	1-3-0	2-2-0	0-2-0	1-1-0	1-1-0			1-1-0
1997	2-6-0	1-3-0	1-3-0	1-1-0	0-2-0	1-1-0			0-2-0
1998	4-4-0	2-2-0	2-2-0	0-2-0	0-2-0	2-0-0			2-0-0
1999	3-5-0	2-2-0	1-3-0	0-2-0	1-1-0	1-1-0			1-1-0
2000	5-3-0	3-1-0	2-2-0	0-2-0	2-0-0	2-0-0			1-1-0
2001	6-2-0	4-0-0	2-2-0	1-1-0	2-0-0	2-0-0			1-1-0
2002	4-2-0	2-1-0	2-1-0	2-0-0	1-1-0	1-1-0			
2003	1-5-0	1-2-0	0-3-0	0-2-0	0-2-0	1-1-0			
2004	1-5-0	0-3-0	1-2-0	1-1-0	0-2-0	0-2-0			
2005	0-6-0	0-3-0	0-3-0	0-2-0	0-2-0	0-2-0			
2006	0-6-0	0-3-0	0-3-0	0-2-0	0-2-0	0-2-0			
2007	2-4-0	1-2-0	1-2-0	1-1-0	1-1-0	0-2-0			
2008	2-4-0	0-3-0	2-1-0	1-1-0	1-1-0	0-2-0			
2009	2-4-0	0-3-0	2-1-0	1-1-0	1-1-0	0-2-0			
2010	6-0-0	3-0-0	3-0-0	2-0-0	2-0-0	2-0-0			
2011	3-3-0	0-3-0	3-0-0	1-1-0	1-1-0	1-1-0			
2012	2-4-0	1-2-0	1-2-0	0-2-0	2-0-0	0-2-0			
2013	1-5-0	1-2-0	0-3-0	0-2-0	0-2-0	1-1-0			
2014	1-5-0	1-2-0	0-3-0	0-2-0	1-1-0	0-2-0			
2015	3-3-0	1-2-0	2-1-0	1-1-0	0-2-0	2-0-0			
2016	3-3-0	2-1-0	1-2-0	1-1-0	0-2-0	2-0-0			
2017	2-4-0	2-1-0	0-3-0	1-1-0	1-1-0	0-2-0			
2018	1-5-0	1-2-0	0-3-0	1-1-0	0-2-0	0-2-0			
2019	3-3-0	2-1-0	1-2-0	1-1-0	0-2-0	2-0-0			
2020	4-2-0	1-2-0	3-0-0	2-0-0	1-1-0	1-0-0			
2021	3-3-0	2-1-0	1-2-0	2-0-0	0-2-0	1-1-0			
2022	3-3-0	2-1-0	1-2-0	2-0-0	0-2-0	1-1-0			
TOTALS	220-203-6	117-95-2	100-107-4	70-53-2	53-70-2	67-57-2	3-1-0	1-0-0	26-22-0

ALL-TIME PRESEASON RESULTS

*Denotes night game

1960 (2-3)

July 31	L	13-20	Dallas Texans	12,000
Aug. 13	W	23-17	N.Y. Titans (Sacramento)	9,551
Aug. 19	L	17-24	L.A. Chargers	6,521
Aug. 24	W	26-21	at Buffalo	17,071
Aug. 28	L	14-28	Boston (Amherst)	3,500

1961 (1-3)

Aug. 11	L	17-35	Houston Oilers (Honolulu)	12,500
Aug. 19	L	21-48	Denver (Spokane)	6,500
Aug. 27	L	7-35	at San Diego	10,436
Sept. 4	W	49-12	Denver	6,300

1962 (1-4)

Aug. 4	L	3-13	Dallas Texans (Atlanta)	8,000
Aug. 11	W	21-20	Boston (Providence)	9,000
Aug. 18	L	6-22	Dallas Texans (Midland)	10,000
Aug. 26	L	27-33	San Diego	17,053
Aug. 31	L	12-41	Denver (Stockton)	5,000

1963 (3-2)

Aug. 4	W	24-17	Boston	9,721
Aug. 11	W	35-19	Denver	9,655
Aug. 17	L	21-35	Kansas City (Seattle)	13,500
Aug. 25	W	43-16	N.Y. Jets	8,317
Aug. 31	L	3-13	at San Diego	17,517

1964 (3-2)

Aug. 9	L	14-21	Kansas City	11,118
Aug. 14	W	20-7	at Denver	13,545
Aug. 23	W	34-31	Buffalo	10,243
Aug. 29	W	34-20	Houston Oilers (Las Vegas)	8,500
Sept. 5	L	10-24	at San Diego	16,746

1965 (3-2)

Aug. 7	W	10-3	at San Diego	27,168
Aug. 14	L	17-27	Denver (Salt Lake City)	18,000
Aug. 22	W	23-6	Kansas City	13,592
Aug. 28	L	17-46	San Diego (Portland)	15,234
Sept. 4	W	30-20	Denver (Sacramento)	14,550

1966 (2-2)

Aug. 2	L	17-26	at Houston Oilers	36,935
Aug. 13	W	14-7	at San Diego	17,097
Aug. 20	L	10-21	Boston (Anaheim)	36,038
Aug. 28	W	52-21	at Denver	14,074

1967 (2-3)

Aug. 5	W	24-23	San Diego	24,855*
Aug. 12	W	24-7	Houston Oilers	23,647*
Aug. 19	L	0-48	Kansas City (Portland)	13,352*
Aug. 27	L	17-21	Denver (North Platte)	6,600
Sept. 3	L	10-13	San Francisco	53,254

1968 (3-2)

Aug. 3	L	12-14	Baltimore Colts	51,154*
Aug. 10	W	31-7	San Diego	38,922*
Aug. 24	L	21-31	at Kansas City	43,769*
Sept. 1	W	26-19	at San Francisco	57,593
Sept. 7	W	23-7	Denver (Portland)	18,031*

1969 (2-3)

Aug. 2	L	17-23	Kansas City (Birmingham)	21,000*
Aug. 9	L	30-34	Baltimore Colts	51,246*
Aug. 16	L	7-10	at San Diego	35,940*
Aug. 25	W	24-6	N.Y. Jets	52,927*
Aug. 31	W	42-28	San Francisco	52,122

1970 (2-4)

Aug. 8	L	21-33	Baltimore Colts	53,519
Aug. 17	W	30-19	at Philadelphia	50,853
Aug. 22	L	23-34	at L.A. Rams	67,497
Aug. 30	L	13697	Green Bay	53,395
Sept. 6	W	31-17	at San Francisco	55,521
Sept. 12	L	6-20	Pittsburgh	53,005

1971 (5-1)

Aug. 9	L	24-25	Philadelphia	53,706*
Aug. 14	W	41-20	N.Y. Jets	53,693*
Aug. 21	W	20-7	L.A. Rams (Berkeley)	67,739
Aug. 28	W	17-13	at Green Bay	56,263*
Sept. 4	W	34-28	San Francisco	53,696*
Sept. 11	W	24-3	Baltimore (Jacksonville)	50,212*

1972 (4-2)

Aug. 5	W	31-24	New England	53,661*
Aug. 14	W	16-0	Baltimore Colts	53,627*
Aug. 19	W	34-9	at L.A. Rams	60,762*
Aug. 26	W	31-13	Buffalo (Berkeley)	60,046
Sept. 3	L	21-34	at San Francisco	61,237*
Sept. 9	L	10-16	at Dallas	62,607*

1973 (4-1-1)

Aug. 5	T	17-17	at New England	43,914*
Aug. 11	W	27-26	Dallas	53,723*
Aug. 18	W	16-3	L.A. Rams (Berkeley)	57,549
Aug. 25	L	10-34	Minnesota (Berkeley)	57,515
Sept. 1	W	23-17	San Francisco	53,612
Sept. 8	W	17-7	at Buffalo	70,128

1974 (5-1)

Aug. 3	W	27-7	Dallas	41,049*
Aug. 10	W	28-16	Atlanta (Berkeley)	34,319
Aug. 16	W	41-10	at Detroit	30,055*
Aug. 24	L	14-25	Philadelphia	53,077*
Sept. 2	W	20-19	at San Francisco	52,538*
Sept. 7	W	31-6	N.Y. Jets (Berkeley)	55,417



Frank Youell Field

ALL-TIME PRESEASON RESULTS

1975 (5-1)

Aug. 10	W	34-0	Detroit (Berkeley)	52,524
Aug. 17	W	24-21	Pittsburgh (Berkeley)	57,937
Aug. 23	W	22-7	at Atlanta	43,151*
Aug. 30	W	40-21	San Francisco	52,866*
Sept. 5	W	31-20	at Dallas	41,117*
Sept. 11	L	0-6	at L.A. Rams	68,630*

1976 (5-1)

July 31	W	27-14	Dallas	52,391*
Aug. 7	W	20-9	St. Louis (Tempe, Ari.)	33,216*
Aug. 13	W	41-17	at N.Y. Jets (Yankee Stadium)	10,726*
Aug. 21	L	14-23	L.A. Rams	52,615*
Aug. 29	W	14-9	at San Francisco	52,704
Sept. 4	W	45-28	Seattle	51,487*

1977 (4-2)

Aug. 8	W	40-0	Houston Oilers	51,777*
Aug. 13	L	13-20	Chicago	52,909*
Aug. 18	L	10-12	at Seattle	62,187*
Aug. 27	W	35-7	San Diego	52,346*
Sept. 3	W	33-0	San Francisco	53,442*
Sept. 9	W	21-0	at L.A. Rams	57,031*

1978 (2-2)

Aug. 5	W	14-13	at Chicago	54,758*
Aug. 12	L	7-21	New England	53,335*
Aug. 20	W	31-14	at San Francisco	58,658
Aug. 26	L	3-28	L.A. Rams	53,776*

1979 (3-2)

July 28	W	20-13	Dallas (Canton)	20,648
Aug. 4	L	14-20(OT)	at L.A. Rams	54,575
Aug. 11	W	41-10	San Francisco	53,503*
Aug. 19	L	14-35	at New England	46,518
Aug. 25	W	48-21	Buffalo	52,440

1980 (2-2)

Aug. 9	L	14-33	at San Francisco	55,585
Aug. 16	W	31-29	New England	41,649
Aug. 23	L	17-34	at Washington	47,547
Aug. 30	W	24-23	Philadelphia	41,230

1981 (2-2)

Aug. 8	W	17-16	Atlanta	42,697
Aug. 15	L	14-34	at Green Bay	55,151
Aug. 22	L	21-23	at New England	43,032
Aug. 29	W	21-7	San Francisco	51,192*

1982 (2-2)

Aug. 14	W	17-14	at San Francisco	61,065
Aug. 21	L	16-30	at Detroit	59,924*
Aug. 29	W	24-3	Green Bay	54,268*
Sept. 4	L	10-37	Cleveland	53,460*

1983 (1-3)

Aug. 6	W	26-23 (OT)	San Francisco	41,337*
Aug. 13	L	17-20	at N.Y. Jets	51,454*
Aug. 20	L	21-27	Chicago	41,032*
Aug. 26	L	17-20	at Cleveland	64,486*

1984 (1-3)

Aug. 4	L	10-13	at San Francisco	61,361*
Aug. 10	W	21-20	at Washington	55,415*
Aug. 19	L	23-29	Miami	47,060
Aug. 24	L	14-20	N.Y. Jets	53,072*

1985 (1-3)

Aug. 10	L	21-28	San Francisco	61,784*
Aug. 18	L	9-14	Washington	56,939
Aug. 24	L	17-23	Miami	55,414*
Aug. 30	W	26-7	at Cleveland	44,926*

1986 (2-2)

Aug. 10	L	0-32	at San Francisco	61,834
Aug. 16	W	24-19	Dallas	60,248*
Aug. 22	W	24-10	New England	52,061*
Aug. 28	L	22-25	Cleveland	57,780*

1987 (1-3)

Aug. 15	L	16-42	San Francisco	53,838*
Aug. 22	L	3-7	Buffalo	47,281*
Aug. 30	W	34-10	at Dallas	50,729*
Sept. 5	L	17-20	Chicago	56,682

1988 (1-3)

Aug. 6	L	10-24	at San Francisco	64,457*
Aug. 3	L	17-27	Dallas	50,071
Aug. 20	L	27-45	Washington	45,982*
Aug. 26	W	37-22	Chicago	63,079*

1989 (0-4)

Aug. 12	L	7-37	San Francisco	36,739*
Aug. 19	L	20-27	Dallas	39,154*
Aug. 26	L	21-23	Houston (Oakland)	50,642*
Sept. 2	L	38-41	Chicago	39,061

1990 (4-1)

Aug. 5	L	10-17	New Orleans (London)	63,106*
Aug. 11	W	23-13	at San Francisco	66,455*
Aug. 18	W	16-14	Dallas	31,120
Aug. 24	W	20-3	at Chicago	66,946*
Sept. 1	W	34-7	San Diego	30,326

1991 (3-2)

July 27	L	17-24	San Francisco	51,513
Aug. 4	L	17-19	Miami (Tokyo)	51,122*
Aug. 12	W	13-10	at Dallas	55,981*
Aug. 17	W	13-10	Chicago	35,538
Aug. 23	W	17-7	at San Diego	48,509*

1992 (1-3)

Aug. 8	L	10-24	at San Francisco	52,505*
Aug. 15	L	16-19 (OT)	at L.A. Rams	61,119*
Aug. 22	L	23-27	Washington	53,424
Aug. 29	W	30-26	Houston Oilers	50,084

1993 (2-3)

July 31	W	19-3	Green Bay (Canton)	23,863
Aug. 8	L	0-27	San Francisco (Stanford)	82,908
Aug. 14	L	7-13	at Dallas	62,557*
Aug. 20	L	7-18	at Indianapolis	45,959*
Aug. 28	W	20-19	at L.A. Rams	50,438*

1994 (4-1)

July 31	W	25-22 (OT)	Den. (Barcelona)	37,406*
Aug. 7	W	27-19	at Dallas	61,932*
Aug. 13	L	17-27	at Pittsburgh	58,058*
Aug. 20	W	29-20	at L.A. Rams	50,315*
Aug. 27	W	24-23	at Houston Oilers	50,182

1995 (3-1)

Aug. 5	W	27-14	at Dallas	62,031*
Aug. 12	W	27-22	St. Louis	50,000
Aug. 18	L	17-20	at Minnesota	45,306*
Aug. 25	W	32-24	NE (Stanford)	51,709*

1996 (2-3)

July 27	L	34-35	at Dallas	61,524*
Aug. 2	W	26-3	at Arizona	36,869*
Aug. 8	L	19-24	Seattle	38,219
Aug. 15	L	6-27	at Atlanta	30,553*
Aug. 23	W	44-27	N.Y. Jets	40,795*

1997 (2-2)

Aug. 3	W	34-27	at Dallas	61,028*
Aug. 8	L	24-37	Green Bay	42,956
Aug. 16	W	18-16	New Orleans	36,771
Aug. 22	L	13-15	at Arizona	39,408*

*Night Game

ALL-TIME PRESEASON RESULTS

1998 (2-2)

Aug. 8	W	16-3	at Dallas	61,048*
Aug. 16	W	27-21	at Green Bay	60,067
Aug. 24	L	7-41	Tampa Bay	32,017*
Aug. 29	L	14-21	Arizona	31,858

1999 (3-1)

Aug. 7	W	18-17	at St. Louis	45,449*
Aug. 15	W	10-3	Dallas	37,000
Aug. 30	L	8-16	San Francisco	61,901*
Sept. 3	W	43-7	at Arizona	42,076

2000 (3-1)

Aug. 5	L	17-31	at St. Louis	64,125
Aug. 13	W	21-20	at Dallas	56,878
Aug. 18	W	23-17	Detroit	32,365
Aug. 24	W	20-0	Seattle	32,012

2001 (3-2)

Aug. 4	W	21-14	Dallas	37,978*
Aug. 11	W	10-7	at Arizona	33,482*
Aug. 19	L	17-20	at San Francisco	67,817
Aug. 27	L	6-21	Dal. (Mexico City)	88,309*
Aug. 31	W	24-13	Green Bay	38,783*

2002 (2-2)

Aug. 8	L	6-20	at Dallas	62,836*
Aug. 15	L	14-24	at Tennessee	68,531*
Aug. 24	W	17-10	San Francisco	40,120*
Aug. 29	W	31-3	Arizona	35,738*

2003 (1-3)

Aug. 8	W	7-6	St. Louis	37,341*
Aug. 14	L	10-14	at San Francisco	65,856*
Aug. 22	L	6-21	Minnesota	37,411*
Aug. 28	L	13-52	at Dallas	53,078*

2004 (3-1)

Aug. 14	W	30-33	at San Francisco	63,854*
Aug. 21	L	20-21	Dallas	35,000*
Aug. 28	W	17-16	at Arizona	35,070*
Sept. 2	W	28-24	St. Louis	38,499*

2005 (1-3)

Aug. 13	L	13-21	at San Francisco	61,446*
Aug. 20	L	17-19	at Houston	70,116*
Aug. 26	L	16-17	Arizona	36,408*
Sept. 1	W	13-6	New Orleans	32,191*

2006 (4-1)

Aug. 6	W	16-10	Phi. (Canton)	22,200*
Aug. 14	W	16-13	at Minnesota	63,278*
Aug. 20	W	23-7	San Francisco	47,849*
Aug. 25	W	21-3	Detroit	43,889*
Aug. 31	L	7-30	at Seattle	67,158*

2007 (2-2)

Aug. 11	W	27-23	Arizona	39,911*
Aug. 18	L	21-26	at San Francisco	68,107*
Aug. 24	W	20-10	St. Louis	44,131*
Aug. 30	L	14-19	at Seattle	66,700*

2008 (1-3)

Aug. 8	W	18-6	San Francisco	52,609*
Aug. 15	L	16-17	at Tennessee	69,143*
Aug. 23	L	0-24	Arizona	39,331*
Aug. 29	L	16-23	at Seattle	67,163*

2009 (1-3)

Aug. 13	W	31-10	Dallas	33,165*
Aug. 22	L	20-21	at San Francisco	61,907*
Aug. 29	L	7-45	New Orleans	32,585
Sept. 3	L	21-31	at Seattle	66,697*

2010 (3-1)

Aug. 12	W	17-9	at Dallas	72,282*
Aug. 21	W	32-17	at Chicago	60,207*
Aug. 28	L	24-28	San Francisco	42,248*
Sept. 2	W	27-24	Seattle	23,957*

2011 (0-4)

Aug. 11	L	18-24	Arizona	25,699*
Aug. 20	L	3-17	at San Francisco	69,732*
Aug. 28	L	20-40	New Orleans	34,322*
Sept. 2	L	3-20	at Seattle	65,418*

2012 (1-3)

Aug. 13	L	0-3	Dallas	50,403*
Aug. 17	L	27-31	at Arizona	59,605*
Aug. 25	W	31-20	Detroit	41,420*
Aug. 30	L	3-21	at Seattle	66,157*

2013 (1-3)

Aug. 9	W	19-17	Dallas	43,013*
Aug. 16	L	20-28	at New Orleans	72,122*
Aug. 23	L	26-34	Chicago	41,946*
Aug. 29	L	6-22	at Seattle	67,341*

2014 (2-2)

Aug. 8	L	6-10	at Minnesota	51,752*
Aug. 15	W	27-26	Detroit	50,511*
Aug. 22	L	21-31	at Green Bay	73,907*
Aug. 28	W	41-31	Seattle	50,831*

2015 (1-3)

Aug. 14	W	18-3	St. Louis	50,801*
Aug. 22	L	12-20	at Minnesota	50,656*
Aug. 30	L	23-30	Arizona	50,500*
Sept. 3	L	21-31	at Seattle	68,032*

2016 (1-3)

Aug. 12	W	31-10	at Arizona	64,583*
Aug. 18	L	12-20	at Green Bay	74,089*
Aug. 27	L	14-27	Tennessee	53,300*
Sept. 1	L	21-23	Seattle	53,473*

2017 (0-4)

Aug. 12	L	10-20	at Arizona	64,183*
Aug. 19	L	21-24	Los Angeles Rams	53,659*
Aug. 26	L	20-24	at Dallas	90,135*
Aug. 31	L	13-17	Seattle	53,812*

2018 (3-1)

Aug. 10	W	16-10	Detroit	53,024*
Aug. 18	L	15-19	at Los Angeles Rams	69,037
Aug. 24	W	13-6	Green Bay	52,832*
Aug. 30	W	30-19	at Seattle	68,554*

2019 (3-1)

Aug. 10	W	14-3	Los Angeles Rams	48,715*
Aug. 15	W	33-26	at Arizona	60,221*
Aug. 22	W	22-21	Green Bay (Winnipeg)	21,992*
Aug. 29	L	15-17	at Seattle	68,461*

2021 (2-1)

Aug. 14	W	20-7	Seattle	50,101*
Aug. 21	W	17-16	at Los Angeles Rams	68,834*
Aug. 29	L	10-34	at San Francisco	60,873

2022 (4-0)

Aug. 4	W	27-11	Jacksonville (Canton)	17,129*
Aug. 14	W	26-20	Minnesota	61,177
Aug. 20	W	15-13	at Miami	64,521*
Aug. 26	W	23-6	New England	61,323*

ALL-TIME RESULTS BY SEASON

*Denotes night game

1960 (6-8)

Head Coach: Eddie Erdelatz		Result	Score	Attend
Sept. 11	Houston	L	22-37	12,703
Sept. 16	Dallas Texans	L	16-34	8,021*
Sept. 25	at Houston	W	14-13	12,241
Oct. 2	at Denver	L	14-31	18,372
Oct. 9	at Dallas Texans	W	20-19	21,000
Oct. 16	Boston	W	27-14	11,500
Oct. 23	at Buffalo	L	9-38	8,876
Oct. 28	at N.Y. Titans	W	28-27	10,000*
Nov. 4	at Boston	L	28-34	8,446*
Nov. 13	Buffalo	W	20-7	8,800
Nov. 27	at L.A. Chargers	L	28-52	15,075
Dec. 4	L.A. Chargers	L	17-41	12,061
Dec. 11	N.Y. Titans	L	28-31	9,037
Dec. 17	Denver	W	48-10	5,159

1961 (2-12)

Head Coach: Erdelatz/Feldman		Result	Score	Attend
Sept. 9	at Houston	L	0-55	16,231*
Sept. 17	at San Diego	L	0-44	20,216
Sept. 24	Dallas Texans	L	35-42	6,737
Oct. 1	Denver	W	33-19	8,361
Oct. 15	at Denver	L	24-27	11,129
Oct. 22	San Diego	L	10-41	12,014
Oct. 29	N.Y. Titans	L	6-14	7,138
Nov. 5	at Buffalo	W	31-22	17,027
Nov. 11	at N.Y. Titans	L	12-23	16,811*
Nov. 17	at Boston	L	17-20	18,169*
Nov. 26	at Dallas Texans	L	11-43	14,500
Dec. 3	Buffalo	L	21-26	6,500
Dec. 9	Boston	L	21-35	6,500
Dec. 17	Houston	L	16-47	4,821

NOTE -- Erdelatz served as head coach for first two games before Marty Feldman replaced him.

1962 (1-13)

Head Coach: Feldman/Conkright		Result	Score	Attend
Sept. 9	N.Y. Titans	L	17-28	12,893
Sept. 23	Dallas Texans	L	16-26	12,500
Sept. 30	San Diego	L	33-42	13,000
Oct. 5	at Denver	L	7-44	22,452*
Oct. 14	Denver	L	6-23	7,000
Oct. 20	at Buffalo	L	6-14	21,037*
Oct. 26	at Boston	L	16-26	12,514*
Nov. 4	at N.Y. Titans	L	21-31	18,247
Nov. 11	Houston	L	20-28	11,000
Nov. 18	Buffalo	L	6-10	12,500
Nov. 25	at Dallas Texans	L	7-35	13,557
Dec. 2	at San Diego	L	21-31	17,874
Dec. 9	at Houston	L	17-32	27,400
Dec. 16	Boston	W	20-0	8,000

NOTE -- Feldman served as head coach for first five games before Red Conkright replaced him.

1963 (10-4)

Head Coach: Al Davis		Result	Score	Attend
Sept. 7	at Houston	W	24-13	24,749*
Sept. 15	Buffalo	W	35-17	17,568
Sept. 22	Boston	L	14-20	17,131
Sept. 28	at N.Y. Jets	L	7-10	17,100*
Oct. 5	at Buffalo	L	0-12	24,846*
Oct. 11	at Boston	L	14-20	26,494*
Oct. 20	N.Y. Jets	W	49-26	15,557
Oct. 27	at San Diego	W	34-33	30,182
Nov. 3	Kansas City	W	10-7	18,919
Nov. 8	at Kansas City	W	22-7	24,879*
Nov. 28	at Denver	W	26-10	14,763
Dec. 8	San Diego	W	41-27	20,249
Dec. 15	Denver	W	35-31	15,223
Dec. 22	Houston	W	52-49	17,401

1964 (5-7-2)

Head Coach: Al Davis		Result	Score	Attend
Sept. 13	Boston	L	14-17	21,126
Sept. 19	at Houston	L	28-42	26,482*
Sept. 27	Kansas City	L	9-21	18,163
Oct. 3	at Buffalo	L	20-23	36,451*
Oct. 10	at N.Y. Jets	L	13-35	36,499*
Oct. 16	at Boston	T	43-43	23,279
Oct. 25	Denver	W	40-7	17,858
Nov. 1	at San Diego	L	17-31	25,557
Nov. 8	at Kansas City	L	7-42	21,023
Nov. 15	Houston	W	20-10	16,375
Nov. 22	N.Y. Jets	W	35-26	15,589
Nov. 29	at Denver	T	20-20	15,958
Dec. 6	Buffalo	W	16-13	18,134
Dec. 20	San Diego	W	21-20	20,124



Al Davis

1965 (8-5-1)

Head Coach: Al Davis		Result	Score	Attend
Sept. 12	Kansas City	W	37-10	18,569
Sept. 19	San Diego	L	6-17	21,406
Sept. 26	Houston	W	21-17	18,116
Oct. 3	at Buffalo	L	12-17	41,246
Oct. 8	at Boston	W	24-10	24,824*
Oct. 16	at N.Y. Jets	T	24-24	54,890*
Oct. 24	Boston	W	30-21	20,585
Oct. 31	at Kansas City	L	7-14	18,354
Nov. 7	at Houston	W	33-21	35,729
Nov. 14	Buffalo	L	14-17	19,352
Nov. 21	at Denver	W	28-20	30,369
Dec. 5	Denver	W	24-13	19,023
Dec. 12	N.Y. Jets	W	24-14	19,013
Dec. 19	at San Diego	L	14-24	26,056

1966 (8-5-1)

Head Coach: John Rauch		Result	Score	Attend
Sept. 2	at Miami	W	23-14	26,776*
Sept. 10	at Houston	L	0-31	31,763*
Sept. 18	Kansas City	L	10-32	50,746
Sept. 25	San Diego	L	20-29	37,183
Oct. 9	Miami	W	21-10	30,787
Oct. 16	at Kansas City	W	34-13	33,057
Oct. 23	at N.Y. Jets	W	24-21	58,135
Oct. 30	at Boston	L	21-24	26,941
Nov. 6	Houston	W	38-23	34,102
Nov. 13	at San Diego	W	41-19	26,230
Nov. 20	at Denver	W	17-3	26,703
Nov. 24	Buffalo	L	10-31	36,781
Dec. 3	N.Y. Jets	T	28-28	32,144
Dec. 11	Denver	W	28-10	31,765

ALL-TIME RESULTS BY SEASON

1967 (13-1)

Head Coach:	John Rauch	Result	Score	Attend
Sept. 10	Denver	W	51-0	25,423
Sept. 17	Boston	W	35-7	26,289
Oct. 1	Kansas City	W	23-21	50,268
Oct. 7	at N.Y. Jets	L	14-27	63,106*
Oct. 15	at Buffalo	W	24-20	45,758
Oct. 22	at Boston	W	48-14	25,057
Oct. 29	San Diego	W	51-10	53,474
Nov. 5	at Denver	W	21-17	29,043
Nov. 19	Miami	W	31-17	37,295
Nov. 23	at Kansas City	W	44-22	44,020
Dec. 3	at San Diego	W	41-21	53,474
Dec. 10	at Houston	W	19-7	36,375
Dec. 17	N.Y. Jets	W	38-29	53,011
Dec. 24	Buffalo	W	28-21	30,738

POSTSEASON (1-1)

Dec. 31	Houston (AFL Championship)	W	40-7	53,330
Jan. 14	Green Bay (SB II at Miami)	L	14-33	75,546

1968 (12-2)

Head Coach:	John Rauch	Result	Score	Attend
Sept. 15	at Buffalo	W	48-6	43,057
Sept. 21	at Miami	W	47-21	30,021*
Sept. 29	at Houston	W	24-15	46,098
Oct. 6	Boston	W	41-10	44,253
Oct. 13	San Diego	L	14-23	53,257
Oct. 20	at Kansas City	L	10-24	50,015
Oct. 27	Cincinnati	W	31-10	37,083
Nov. 3	Kansas City	W	38-21	53,357
Nov. 10	at Denver	W	43-7	50,002
Nov. 17	N.Y. Jets	W	43-32	53,118
Nov. 24	at Cincinnati	W	34-0	27,116
Nov. 28	Buffalo	W	13-10	39,883
Dec. 8	Denver	W	33-27	47,754
Dec. 15	at San Diego	W	34-27	40,698

POSTSEASON (1-1)

Dec. 22	Kansas City (AFL Divisional)	W	41-6	53,357
Dec. 29	at N.Y. Jets (AFL Championship)	L	23-27	62,627

1969 (12-1-1)

Head Coach:	John Madden	Result	Score	Attend
Sept. 14	Houston	W	21-17	49,361
Sept. 20	Miami	W	20-17	50,277*
Sept. 28	at Boston	W	38-23	19,069
Oct. 4	at Miami	T	20-20	35,614*
Oct. 12	at Denver	W	24-14	49,511
Oct. 19	Buffalo	W	50-21	54,418
Oct. 26	at San Diego	W	24-12	54,008
Nov. 2	at Cincinnati	L	17-31	27,927
Nov. 9	Denver	W	41-10	54,416
Nov. 16	San Diego	W	21-16	54,372
Nov. 23	at Kansas City	W	27-24	51,982
Nov. 30	at N.Y. Jets	W	27-14	63,865
Dec. 7	Cincinnati	W	37-17	54,427
Dec. 13	Kansas City	W	10-6	54,443

POSTSEASON (1-1)

Dec. 21	Houston (AFL Divisional)	W	56-7	53,539
Jan. 4	Kansas City (AFL Championship)	L	7-17	54,544

1970 (8-4-2)


Head Coach:	John Madden	Result	Score	Attend
Sept. 20	at Cincinnati	L	21-31	56,616
Sept. 27	at San Diego	T	27-27	42,109
Oct. 3	at Miami	L	13-20	57,540*
Oct. 11	Denver	W	35-23	54,436
Oct. 19	Washington	W	34-20	54,471*
Oct. 25	Pittsburgh	W	31-14	54,423
Nov. 1	at Kansas City	T	17-17	51,334
Nov. 8	Cleveland	W	23-20	54,463
Nov. 15	at Denver	W	24-19	50,959
Nov. 22	San Diego	W	20-17	54,594
Nov. 26	at Detroit	L	14-28	56,597
Dec. 6	at N.Y. Jets	W	14-13	62,905
Dec. 12	Kansas City	W	20-6	54,496
Dec. 20	San Francisco	L	7-38	54,535

POSTSEASON (1-1)

Dec. 27	Miami (AFC Divisional)	W	21-14	54,401
Jan. 3	at Baltimore (AFC Championship)	L	17-27	56,368

1971 (8-4-2)

Head Coach:	John Madden	Result	Score	Attend
Sept. 19	at New England	L	6-20	55,405
Sept. 26	at San Diego	W	34-0	54,084
Oct. 4	at Cleveland	W	34-20	84,285*
Oct. 10	at Denver	W	27-16	51,200
Oct. 17	Philadelphia	W	34-10	54,615
Oct. 24	Cincinnati	W	31-27	54,699
Oct. 31	Kansas City	T	20-20	54,715
Nov. 7	at New Orleans	T	21-21	83,102
Nov. 14	Houston	W	41-21	54,705
Nov. 21	San Diego	W	34-33	54,681
Nov. 28	Baltimore	L	14-37	54,689
Dec. 5	at Atlanta	L	13-24	58,850
Dec. 12	at Kansas City	L	14-16	51,215
Dec. 19	Denver	W	21-13	54,651



John Madden

1972 (10-3-1)

Head Coach:	John Madden	Result	Score	Attend
Sept. 17	at Pittsburgh	L	28-34	50,141
Sept. 24	at Green Bay	W	20-14	56,263
Oct. 1	San Diego	T	17-17	53,455
Oct. 9	at Houston	W	34-0	51,378*
Oct. 15	Buffalo	W	28-16	53,501
Oct. 22	Denver	L	23-30	53,551
Oct. 29	L.A. Rams	W	45-17	54,660
Nov. 5	at Kansas City	L	14-27	82,094
Nov. 12	at Cincinnati	W	20-14	59,485
Nov. 19	at Denver	W	37-20	51,656
Nov. 26	Kansas City	W	26-3	54,801
Dec. 3	at San Diego	W	21-19	54,611
Dec. 11	N.Y. Jets	W	24-16	54,843*
Dec. 17	Chicago	W	28-21	54,711

POSTSEASON (0-1)

Dec. 23	at Pittsburgh (AFC Divisional)	L	7-13	50,350
---------	--------------------------------	---	------	--------

ALL-TIME RESULTS BY SEASON

1973 (9-4-1)

Head Coach: John Madden	Result	Score	Attend
Sept. 16	at Minnesota	L 16-24	46,619
Sept. 23	Miami (Berkeley)	W 12-7	74,121
Sept. 30	at Kansas City	L 3-16	72,621
Oct. 7	at St. Louis	W 17-10	49,051
Oct. 14	at San Diego	W 27-17	52,630
Oct. 22	at Denver	T 23-23	51,270*
Oct. 28	at Baltimore	W 34-21	59,008
Nov. 4	N.Y. Giants	W 42-0	53,964
Nov. 11	Pittsburgh	L 9-17	53,987
Nov. 18	Cleveland	L 3-7	53,889
Nov. 25	San Diego	W 31-3	53,562
Dec. 2	at Houston	W 17-6	25,801
Dec. 8	Kansas City	W 37-7	53,061
Dec. 16	Denver	W 21-17	54,020

POSTSEASON (1-1)

Dec. 22	Pittsburgh (AFC Divisional)	W 33-14	53,662
Dec. 30	at Miami (AFC Championship)	L 10-27	80,047

1974 (12-2)

Head Coach: John Madden	Result	Score	Attend
Sept. 16	at Buffalo	L 20-21	80,020*
Sept. 22	Kansas City	W 27-7	52,471
Sept. 29	at Pittsburgh	W 17-0	48,304
Oct. 6	at Cleveland	W 40-24	69,907
Oct. 13	at San Diego	W 14-10	40,539
Oct. 20	Cincinnati	W 30-27	54,020
Oct. 27	at San Francisco	W 35-24	61,385
Nov. 3	at Denver	W 28-17	51,706
Nov. 10	Detroit	W 35-13	54,020
Nov. 17	San Diego	W 17-10	53,880
Nov. 24	Denver	L 17-20	54,020
Dec. 1	New England	W 41-26	54,020
Dec. 8	at Kansas City	W 7-6	76,711
Dec. 14	Dallas	W 27-23	54,020*

POSTSEASON (1-1)

Dec. 21	Miami (AFC Divisional)	W 28-26	54,020
Dec. 29	Pittsburgh (AFC Championship)	L 13-24	54,004

1975 (11-3)

Head Coach: John Madden	Result	Score	Attend
Sept. 22	at Miami	W 31-21	78,744*
Sept. 28	at Baltimore	W 31-20	41,023
Oct. 5	at San Diego	W 6-0	34,147
Oct. 12	at Kansas City	L 10-42	63,870
Oct. 19	at Cincinnati	L 10-14	56,058
Oct. 26	San Diego	W 25-0	53,791
Nov. 2	at Denver	W 42-17	52,868
Nov. 9	New Orleans	W 48-10	53,764
Nov. 16	Cleveland	W 38-17	53,944
Nov. 23	at Washington	W 26-23 (OT)	55,004
Nov. 30	Atlanta	W 37-34 (OT)	53,804
Dec. 8	Denver	W 17-10	54,037*
Dec. 14	Houston	L 26-27	54,020
Dec. 21	Kansas City	W 28-20	54,020

POSTSEASON (1-1)

Dec. 28	Cincinnati (AFC Divisional)	W 31-28	53,994
Jan. 4	at Pittsburgh (AFC Championship)	L 10-16	49,103

1976 (13-1)

Head Coach: John Madden	Result	Score	Attend
Sept. 12	Pittsburgh	W 31-28	52,718
Sept. 20	at Kansas City	W 24-21	63,225*
Sept. 26	at Houston	W 14-13	45,426
Oct. 3	at New England	L 17-48	59,837
Oct. 10	at San Diego	W 27-17	52,546
Oct. 17	at Denver	W 17-10	63,532
Oct. 24	Green Bay	W 18-14	53,751
Oct. 31	Denver	W 19-6	53,805
Nov. 7	at Chicago	W 28-27	57,359
Nov. 14	Kansas City	W 21-10	53,795
Nov. 21	at Philadelphia	W 26-7	65,990
Nov. 28	Tampa Bay	W 49-16	53,249
Dec. 6	Cincinnati	W 35-20	54,037*
Dec. 12	San Diego	W 24-0	53,658

POSTSEASON (3-0)

Dec. 18	New England (AFC Divisional)	W 24-21	54,037
Dec. 26	Pittsburgh (AFC Championship)	W 24-7	53,821
Jan. 9	Minnesota (SB XI at Pasadena)	W 32-14	103,424

1977 (11-3)

Head Coach: John Madden	Result	Score	Attend
Sept. 18	San Diego	W 24-0	52,960
Sept. 25	at Pittsburgh	W 16-7	50,398
Oct. 3	at Kansas City	W 37-28	63,393*
Oct. 9	at Cleveland	W 26-10	81,503
Oct. 16	Denver	L 7-30	54,598
Oct. 23	at N.Y. Jets	W 28-27	60,359
Oct. 30	at Denver	W 24-14	75,086
Nov. 6	Seattle	W 44-7	54,027
Nov. 13	Houston	W 34-29	54,598
Nov. 20	at San Diego	L 7-12	52,127
Nov. 28	Buffalo	W 34-13	54,598*
Dec. 4	at L.A. Rams	L 14-20	71,039
Dec. 11	Minnesota	W 35-13	54,598
Dec. 18	Kansas City	W 21-20	54,499

POSTSEASON (1-1)

Dec. 24	at Baltimore (AFC Divisional)	W 37-31 (2OT)	60,763
Jan. 1	at Denver (AFC Championship)	L 17-20	75,044

1978 (9-7)

Head Coach: John Madden	Result	Score	Attend
Sept. 3	at Denver	L 6-14	75,092
Sept. 10	at San Diego	W 21-20	52,469
Sept. 17	at Green Bay	W 28-3	56,212
Sept. 24	New England	L 14-21	53,500*
Oct. 1	at Chicago	W 25-19 (OT)	57,359
Oct. 8	Houston	W 21-17	54,468
Oct. 15	Kansas City	W 28-6	54,422
Oct. 22	at Seattle	L 7-27	64,799
Oct. 29	San Diego	L 23-27	54,599
Nov. 5	at Kansas City	W 20-10	77,857
Nov. 13	at Cincinnati	W 34-21	56,524*
Nov. 19	Detroit	W 29-17	54,422
Nov. 26	Seattle	L 16-17	55,000
Dec. 3	Denver	L 6-21	54,616*
Dec. 10	at Miami	L 6-23	75,419
Dec. 17	Minnesota	W 27-20	54,599

ALL-TIME RESULTS BY SEASON

1979 (9-7)

Head Coach:	Tom Flores	Result	Score	Attend
Sept. 2	at L.A. Rams	W	24-17	63,925
Sept. 9	at San Diego	L	10-30	52,413
Sept. 16	at Seattle	L	10-27	64,761
Sept. 23	at Kansas City	L	7-35	69,308
Sept. 30	Denver	W	27-3	54,599
Oct. 8	Miami	W	13-3	54,600*
Oct. 14	Atlanta	W	50-19	54,446
Oct. 21	at N.Y. Jets	L	19-28	60,372
Oct. 25	San Diego	W	45-22	54,583*
Nov. 4	San Francisco	W	23-10	54,583
Nov. 11	at Houston	L	17-31	54,383
Nov. 18	Kansas City	L	21-24	54,583
Nov. 25	at Denver	W	14-10	75,103
Dec. 3	at New Orleans	W	42-35	71,323*
Dec. 9	Cleveland	W	19-14	54,583
Dec. 16	Seattle	L	24-29	54,538

1980 (11-5)

Head Coach:	Tom Flores	Result	Score	Attend
Sept. 7	at Kansas City	W	27-14	57,055
Sept. 14	at San Diego	L	24-30 (OT)	52,675
Sept. 21	Washington	W	24-21	47,335
Sept. 28	at Buffalo	L	7-24	80,020
Oct. 5	Kansas City	L	17-31	43,513
Oct. 12	San Diego	W	38-24	49,009
Oct. 20	at Pittsburgh	W	45-34	53,940*
Oct. 26	Seattle	W	33-14	51,141
Nov. 2	Miami	W	16-10	48,473
Nov. 9	Cincinnati	W	28-17	46,070
Nov. 17	at Seattle	W	19-17	64,771*
Nov. 23	at Philadelphia	L	7-10	71,522
Dec. 1	Denver	W	9-3	54,563
Dec. 7	Dallas	L	13-19	54,578
Dec. 14	at Denver	W	24-21	75,103
Dec. 21	at N.Y. Giants	W	33-17	76,734

POSTSEASON (4-0)

Dec. 28	Houston (AFC Wild Card)	W	27-7	54,539
Jan. 4	at Cleveland (AFC Divisional)	W	14-12	79,473
Jan. 11	at San Diego (AFC Championship)	W	34-27	52,675
Jan. 25	Philadelphia (SB XV at New Orleans)	W	27-10	75,500

1981 (7-9)

Head Coach:	Tom Flores	Result	Score	Attend
Sept. 6	at Denver	L	7-9	75,123
Sept. 14	at Minnesota	W	36-10	48,446*
Sept. 20	Seattle	W	20-10	47,141
Sept. 27	at Detroit	L	0-16	80,638
Oct. 4	Denver	L	0-17	52,434
Oct. 11	at Kansas City	L	0-27	77,992
Oct. 18	Tampa Bay	W	18-16	44,811
Oct. 25	Kansas City	L	17-28	45,783
Nov. 1	New England	W	27-17	46,796
Nov. 8	at Houston	L	16-17	53,465
Nov. 15	at Miami	W	33-17	67,531
Nov. 22	San Diego	L	21-55	54,568
Nov. 29	at Seattle	W	32-31	64,750
Dec. 7	Pittsburgh	W	30-27	54,555*
Dec. 13	Chicago	L	6-23	45,825
Dec. 21	at San Diego	L	10-23	52,975*

1982 (8-1)

Head Coach:	Tom Flores	Result	Score	Attend
Sept. 12	at San Francisco	W	23-17	61,125
Sept. 19	at Atlanta	W	38-14	59,719
Nov. 22	San Diego	W	28-24	55,060*
Nov. 28	at Cincinnati	L	17-31	59,446
Dec. 5	Seattle	W	28-23	52,250
Dec. 12	at Kansas City	W	21-16	37,043
Dec. 18	L.A. Rams	W	37-31	65,776
Dec. 26	Denver	W	27-10	54,107
Jan. 2	at San Diego	W	41-34	52,664

POSTSEASON (1-1)

Jan. 8	Cleveland (AFC Playoff Rd. 1)	W	27-10	57,246
Jan. 15	N.Y. Jets (AFC Playoff Rd. 2)	L	14-17	90,688

1983 (12-4)

Head Coach:	Tom Flores	Result	Score	Attend
Sept. 4	at Cincinnati	W	20-10	55,904
Sept. 11	Houston	W	20-6	43,609
Sept. 19	Miami	W	27-14	60,696*
Sept. 25	at Denver	W	22-7	75,103
Oct. 2	at Washington	L	35-37	55,045
Oct. 9	Kansas City	W	21-20	46,596
Oct. 16	at Seattle	L	36-38	64,880
Oct. 23	at Dallas	W	40-38	65,070*
Oct. 30	Seattle	L	21-34	54,562
Nov. 6	at Kansas City	W	28-20	77,865
Nov. 13	Denver	W	22-20	57,562
Nov. 20	at Buffalo	W	27-24	73,586
Nov. 27	N.Y. Giants	W	27-12	49,103
Dec. 1	at San Diego	W	42-10	49,956*
Dec. 11	St. Louis	L	24-34	43,869
Dec. 18	San Diego	W	30-14	64,779

POSTSEASON (3-0)

Jan. 1	Pittsburgh (AFC Divisional)	W	38-10	92,434
Jan. 8	Seattle (AFC Championship)	W	30-14	92,335
Jan. 22	Washington (SB XVIII at Tampa)	W	38-9	72,920



Tom Flores

ALL-TIME RESULTS BY SEASON

1984 (11-5)

Head Coach: Tom Flores		Result	Score	Attend
Sept. 2	at Houston	W	24-14	52,678
Sept. 9	Green Bay	W	28-7	54,057
Sept. 16	at Kansas City	W	22-20	77,260
Sept. 24	San Diego	W	33-30	80,674*
Sept. 30	at Denver	L	13-16	75,100
Oct. 7	Seattle	W	28-14	80,929
Oct. 14	Minnesota	W	23-20	54,323
Oct. 21	at San Diego	W	44-37	60,183
Oct. 28	Denver	L	19-22 (OT)	92,469
Nov. 4	at Chicago	L	6-17	65,790
Nov. 12	at Seattle	L	14-17	64,931*
Nov. 18	Kansas City	W	17-7	61,015
Nov. 25	Indianapolis	W	21-7	49,423
Dec. 2	at Miami	W	45-34	75,151
Dec. 10	at Detroit	W	24-3	70,742*
Dec. 16	Pittsburgh	L	7-13	87,291

POSTSEASON (0-1)

Dec. 22	at Seattle (AFC Wild Card)	L	7-13	64,910
---------	----------------------------	---	------	--------

1985 (12-4)

Head Coach: Tom Flores		Result	Score	Attend
Sept. 8	N.Y. Jets	W	31-0	61,009
Sept. 12	at Kansas City	L	20-36	74,359*
Sept. 22	San Francisco	L	10-34	92,487
Sept. 29	at New England	W	35-20	60,793
Oct. 6	Kansas City	W	19-10	61,409
Oct. 13	New Orleans	W	23-13	56,269
Oct. 20	at Cleveland	W	21-20	79,833
Oct. 28	San Diego	W	34-21	72,022*
Nov. 3	at Seattle	L	3-33	64,924
Nov. 10	at San Diego	L	34-40 (OT)	60,142
Nov. 17	Cincinnati	W	13-6	59,012
Nov. 24	Denver	W	31-28 (OT)	79,039
Dec. 1	at Atlanta	W	34-24	44,712
Dec. 8	at Denver	W	17-14 (OT)	75,100
Dec. 15	Seattle	W	13-3	81,201
Dec. 23	at L.A. Rams	W	16-6	68,904*

POSTSEASON (0-1)

Jan. 5	New England (AFC Divisional)	L	20-27	89,289
--------	------------------------------	---	-------	--------

1986 (8-8)

Head Coach: Tom Flores		Result	Score	Attend
Sept. 7	at Denver	L	36-38	75,898
Sept. 14	at Washington	L	6-10	55,642
Sept. 21	N.Y. Giants	L	9-14	73,318
Sept. 28	San Diego	W	17-13	67,147
Oct. 5	at Kansas City	W	24-17	78,671
Oct. 12	Seattle	W	14-10	73,055
Oct. 19	at Miami	W	30-28	75,284
Oct. 26	at Houston	W	28-17	46,459
Nov. 2	Denver	L	10-21	92,496
Nov. 9	at Dallas	W	17-13	63,147
Nov. 16	Cleveland	W	27-14	70,030
Nov. 20	at San Diego	W	37-31 (OT)	60,692*
Nov. 30	Philadelphia	L	27-33 (OT)	60,117
Dec. 8	at Seattle	L	0-37	64,944*
Dec. 14	Kansas City	L	17-20	68,771
Dec. 21	Indianapolis	L	24-30	55,147

1987 (5-10)

Head Coach: Tom Flores		Result	Score	Attend
Sept. 13	at Green Bay	W	20-0	56,999
Sept. 20	Detroit	W	27-7	52,105
Oct. 4	Kansas City	W	35-17	26,645
Oct. 12	at Denver	L	14-30	63,452*
Oct. 18	San Diego	L	17-23	34,807
Oct. 25	Seattle	L	13-35	59,010
Nov. 1	at New England	L	23-26	61,000
Nov. 8	at Minnesota	L	20-31	63,208
Nov. 15	at San Diego	L	14-16	61,970*
Nov. 22	Denver	L	17-23	68,116
Nov. 30	at Seattle	W	37-14	64,640*
Dec. 6	Buffalo	W	34-21	52,100
Dec. 13	at Kansas City	L	10-16	70,219
Dec. 20	Cleveland	L	17-24	51,019
Dec. 27	Chicago	L	3-6	86,011

1988 (7-9)

Head Coach: Mike Shanahan		Result	Score	Attend
Sept. 4	San Diego	W	24-13	45,171
Sept. 11	at Houston	L	35-38	47,305
Sept. 18	L.A. Rams	L	17-22	86,027
Sept. 26	at Denver	W	30-27 (OT)	76,180*
Oct. 2	Cincinnati	L	21-45	45,584
Oct. 9	Miami	L	14-24	55,178
Oct. 16	at Kansas City	W	27-17	78,516
Oct. 23	at New Orleans	L	6-20	69,134
Oct. 30	Kansas City	W	17-10	44,032
Nov. 6	at San Diego	W	13-3	60,786*
Nov. 13	at San Francisco	W	9-3	64,523
Nov. 20	Atlanta	L	6-12	48,108
Nov. 28	at Seattle	L	27-35	64,627*
Dec. 4	Denver	W	21-20	69,201
Dec. 11	at Buffalo	L	21-37	80,217
Dec. 18	Seattle	L	37-43	66,530

1989 (8-8)

Head Coach: Shanahan/Shell		Result	Score	Attend
Sept. 10	San Diego	W	40-14	43,086
Sept. 17	at Kansas City	L	19-24	77,648
Sept. 24	at Denver	L	21-31	76,055
Oct. 1	Seattle	L	20-24	48,002
Oct. 9	at N.Y. Jets	W	14-7	76,891*
Oct. 15	Kansas City	W	20-14	44,131
Oct. 22	at Philadelphia	L	7-10	66,883
Oct. 29	Washington	W	37-24	56,763
Nov. 5	Cincinnati	W	28-7	54,241
Nov. 12	at San Diego	L	12-14	62,257*
Nov. 19	at Houston	L	7-23	61,824
Nov. 26	New England	W	24-21	41,349
Dec. 3	Denver	W	16-13 (OT)	90,016
Dec. 10	Phoenix	W	16-14	46,053
Dec. 17	at Seattle	L	17-23	64,632*
Dec. 24	at N.Y. Giants	L	17-34	77,073

NOTE -- Shanahan served as head coach for first four games before Art Shell replaced him.

ALL-TIME RESULTS BY SEASON

1990 (12-4)

Head Coach: Art Shell		Result	Score	Attend
Sept. 9	Denver	W	14-9	55,684
Sept. 16	at Seattle	W	17-13	64,531
Sept. 23	Pittsburgh	W	20-3	51,063
Sept. 30	Chicago	W	24-10	81,237
Oct. 7	at Buffalo	L	24-38	80,332*
Oct. 14	Seattle	W	24-17	51,101
Oct. 21	at San Diego	W	24-9	62,565
Nov. 4	at Kansas City	L	7-9	77,937
Nov. 11	Green Bay	L	16-29	52,638
Nov. 19	at Miami	W	13-10	72,393*
Nov. 25	Kansas City	L	24-27	65,303
Dec. 2	at Denver	W	23-20	76,109
Dec. 10	at Detroit	W	38-31	80,066*
Dec. 16	Cincinnati	W	24-7	55,110
Dec. 22	at Minnesota	W	28-24	63,314
Dec. 30	San Diego	W	17-12	64,445

POSTSEASON (1-1)

Jan. 13	Cincinnati (AFC Divisional)	W	20-10	92,488
Jan. 20	at Buffalo (AFC Championship)	L	3-51	80,362



Art Shell

1991 (9-7)

Head Coach: Art Shell		Result	Score	Attend
Sept. 1	at Houston	L	17-47	62,425
Sept. 8	Denver	W	16-13	50,812
Sept. 15	Indianapolis	W	16-0	42,008
Sept. 22	at Atlanta	L	17-21	59,241
Sept. 29	San Francisco	W	12-6	92,488
Oct. 6	San Diego	L	13-21	46,029
Oct. 13	at Seattle	W	23-20 (OT)	64,605*
Oct. 20	L.A. Rams	W	20-17	86,203
Oct. 28	at Kansas City	L	21-24	77,870*
Nov. 10	at Denver	W	17-16	76,087
Nov. 17	Seattle	W	31-7	50,302
Nov. 24	at Cincinnati	W	38-14	60,046
Dec. 1	at San Diego	W	9-7	61,610*
Dec. 8	Buffalo	L	27-30 (OT)	86,746
Dec. 16	at New Orleans	L	0-27	68,625*
Dec. 22	Kansas City	L	21-27	67,012

POSTSEASON (0-1)

Dec. 28	at Kansas City (AFC Wild Card)	L	6-10	77,191
---------	--------------------------------	---	------	--------

1992 (7-9)

Head Coach: Art Shell		Result	Score	Attend
Sept. 6	at Denver	L	13-17	75,758*
Sept. 13	at Cincinnati	L	21-24 (OT)	58,445
Sept. 20	Cleveland	L	16-28	48,537
Sept. 28	at Kansas City	L	7-27	77,622*
Oct. 4	N.Y. Giants	W	13-10	43,337
Oct. 11	Buffalo	W	20-3	53,017
Oct. 18	at Seattle	W	19-0	65,896
Oct. 25	Dallas	L	13-28	92,488
Nov. 8	at Philadelphia	L	10-31	66,726
Nov. 15	Seattle	W	20-3	58,684
Nov. 22	Denver	W	24-0	50,129
Nov. 29	at San Diego	L	3-27	62,350
Dec. 6	Kansas City	W	28-7	46,315
Dec. 14	at Miami	L	7-20	72,220*
Dec. 20	San Diego	L	14-36	40,430
Dec. 26	at Washington	W	21-20	56,454

1993 (10-6)

Head Coach: Art Shell		Result	Score	Attend
Sept. 5	Minnesota	W	24-7	45,136
Sept. 12	at Seattle	W	17-13	65,639*
Sept. 19	Cleveland	L	16-19	49,101
Oct. 3	at Kansas City	L	9-24	78,263
Oct. 10	N.Y. Jets	W	24-20	42,155
Oct. 18	at Denver	W	23-20	75,937*
Oct. 31	San Diego	L	23-30	46,090
Nov. 7	at Chicago	W	16-14	66,950
Nov. 14	Kansas City	L	20-31	67,800
Nov. 21	at San Diego	W	12-7	63,059
Nov. 28	at Cincinnati	L	10-16	59,305
Dec. 5	at Buffalo	W	25-24	79,680
Dec. 12	Seattle	W	27-23	38,540
Dec. 19	Tampa Bay	W	27-20	42,453
Dec. 26	at Green Bay	L	0-28	59,507
Jan. 2	Denver	W	33-30 (OT)	67,800

POSTSEASON (1-1)

Jan. 9	Denver (AFC Wild Card)	W	42-24	67,800
Jan. 15	at Buffalo (AFC Divisional)	L	23-29	80,290

1994 (9-7)

Head Coach: Art Shell		Result	Score	Attend
Sept. 5	at San Francisco	L	14-44	69,357*
Sept. 11	Seattle	L	9-38	48,040
Sept. 18	at Denver	W	48-16	75,959
Sept. 25	San Diego	L	24-26	56,037
Oct. 9	at New England	W	21-17	60,992
Oct. 16	at Miami	L	17-20 (OT)	74,203
Oct. 23	Atlanta	W	30-17	43,190
Oct. 30	Houston	W	17-14	43,221
Nov. 6	at Kansas City	L	3-13	79,450*
Nov. 13	at L.A. Rams	W	20-17	68,899
Nov. 20	New Orleans	W	24-19	43,080
Nov. 27	Pittsburgh	L	3-21	60,399
Dec. 5	at San Diego	W	24-17	63,604*
Dec. 11	Denver	W	23-13	60,146
Dec. 18	at Seattle	W	17-16	65,991*
Dec. 24	Kansas City	L	9-19	67,642

ALL-TIME RESULTS BY SEASON

1995 (8-8)

Head Coach: Mike White		Result	Score	Attend
Sept. 3	San Diego	W	17-7	50,323
Sept. 10	at Washington	W	20-8	56,544
Sept. 17	at Kansas City	L	17-23 (OT)	79,359
Sept. 24	Philadelphia	W	48-17	50,101
Oct. 1	at N.Y. Jets	W	47-10	77,716*
Oct. 8	Seattle	W	34-14	50,732
Oct. 16	at Denver	L	0-27	75,964*
Oct. 22	Indianapolis	W	30-17	54,444
Nov. 5	at Cincinnati	W	20-17	59,864
Nov. 12	at N.Y. Giants	W	17-13	78,005
Nov. 19	Dallas	L	21-34	54,444
Nov. 27	at San Diego	L	6-12	63,177*
Dec. 3	Kansas City	L	23-29	54,444
Dec. 10	Pittsburgh	L	10-29	54,444
Dec. 17	at Seattle	L	10-44	66,127*
Dec. 24	Denver	L	28-31	54,444

1996 (7-9)

Head Coach: Mike White		Result	Score	Attend
Sept. 1	at Baltimore	L	14-19	64,496
Sept. 8	at Kansas City	L	3-19	79,523
Sept. 15	Jacksonville	W	17-3	46,433
Sept. 22	San Diego	L	34-40	49,249
Sept. 29	at Chicago	L	17-19	66,944
Oct. 6	at N.Y. Jets	W	34-13	77,716
Oct. 13	Detroit	W	37-21	50,125
Oct. 21	at San Diego	W	23-14	62,583*
Nov. 4	Denver	L	21-22	61,656*
Nov. 10	at Tampa Bay	L	17-20 (OT)	48,300
Nov. 17	Minnesota	L	13-16 (OT)	47,175*
Nov. 24	at Seattle	W	27-21	55,057
Dec. 1	Miami	W	17-7	61,436
Dec. 9	Kansas City	W	26-7	61,587*
Dec. 15	at Denver	L	19-24	75,896
Dec. 22	Seattle	L	21-28	47,357

1997 (4-12)

Head Coach: Joe Bugel		Result	Score	Attend
Aug. 31	at Tennessee	L	21-24 (OT)	30,171
Sept. 8	Kansas City	L	27-28	61,523*
Sept. 14	at Atlanta	W	36-31	47,922
Sept. 21	at N.Y. Jets	L	22-23	77,716
Sept. 28	St. Louis	W	35-17	42,506
Oct. 5	San Diego	L	10-25	43,648
Oct. 19	Denver	W	28-25	57,006
Oct. 26	at Seattle	L	34-45	66,624
Nov. 2	at Carolina	L	14-38	71,064
Nov. 9	New Orleans	L	10-13	40,091
Nov. 16	at San Diego	W	38-13	65,714*
Nov. 24	at Denver	L	3-31	75,953*
Nov. 30	Miami	L	16-34	50,569
Dec. 7	at Kansas City	L	0-30	79,818
Dec. 14	Seattle	L	21-22	40,124
Dec. 21	Jacksonville	L	9-20	40,032

1998 (8-8)

Head Coach: Jon Gruden		Result	Score	Attend
Sept. 6	at Kansas City	L	8-28	78,945*
Sept. 13	N.Y. Giants	W	20-17	40,545
Sept. 20	Denver	L	17-34	56,578
Sept. 27	at Dallas	W	13-12	63,544
Oct. 4	at Arizona	W	23-20	53,240
Oct. 11	San Diego	W	7-6	42,467
Oct. 25	Cincinnati	W	27-10	40,089
Nov. 1	at Seattle	W	31-18	66,246*
Nov. 8	at Baltimore	L	10-13	69,073
Nov. 15	Seattle	W	20-17	51,527
Nov. 22	at Denver	L	14-40	75,325
Nov. 29	Washington	L	19-29	41,409
Dec. 6	Miami	L	17-27	61,254
Dec. 13	at Buffalo	L	21-44	62,002
Dec. 20	at San Diego	W	17-10	60,716
Dec. 26	Kansas City	L	24-31	52,679

1999 (8-8)

Head Coach: Jon Gruden		Result	Score	Attend
Sept. 12	at Green Bay	L	24-28	59,872
Sept. 19	at Minnesota	W	22-17	64,080
Sept. 26	Chicago	W	24-17	50,458
Oct. 3	at Seattle	L	21-22	66,400*
Oct. 10	Denver	L	13-16	55,704
Oct. 17	at Buffalo	W	20-14	71,113
Oct. 24	N.Y. Jets	W	24-23	47,326
Oct. 31	Miami	L	9-16	61,556
Nov. 14	San Diego	W	28-9	43,353
Nov. 22	at Denver	L	21-27 (OT)	70,012*
Nov. 28	Kansas City	L	34-37	48,632
Dec. 5	Seattle	W	30-21	44,716
Dec. 9	at Tennessee	L	14-21	66,357*
Dec. 19	Tampa Bay	W	45-0	46,395
Dec. 26	at San Diego	L	20-23	63,846
Jan. 2	at Kansas City	W	41-38 (OT)	79,026

ALL-TIME RESULTS BY SEASON

2000 (12-4)

Head Coach: Jon Gruden	Result	Score	Attend	
Sept. 3	San Diego	W	9-6	56,373
Sept. 10	at Indianapolis	W	38-31	56,769
Sept. 17	Denver	L	24-33	62,078
Sept. 24	Cleveland	W	36-10	45,702
Oct. 8	at San Francisco	W	34-28 (OT)	68,344
Oct. 15	at Kansas City	W	20-17	79,025
Oct. 22	Seattle	W	31-3	57,490
Oct. 29	at San Diego	W	15-13	66,659*
Nov. 5	Kansas City	W	49-31	62,428
Nov. 13	at Denver	L	24-27	75,951*
Nov. 19	at New Orleans	W	31-22	64,900
Nov. 26	Atlanta	W	41-14	55,175
Dec. 3	at Pittsburgh	L	20-21	55,811
Dec. 10	N.Y. Jets	W	31-7	62,632*
Dec. 16	at Seattle	L	24-27	68,681
Dec. 24	Carolina	W	52-9	60,637

POSTSEASON (1-1)

Jan. 6	Miami (AFC Divisional)	W	27-0	61,998
Jan. 14	Baltimore (AFC Championship)	L	3-16	62,784

2001 (10-6)

Head Coach: Jon Gruden	Result	Score	Attend	
Sept. 9	at Kansas City	W	27-24	78,844
Sept. 23	at Miami	L	15-18	73,404
Sept. 30	Seattle	W	38-14	54,629
Oct. 7	Dallas	W	28-21	61,535
Oct. 14	at Indianapolis	W	23-18	56,972*
Oct. 28	at Philadelphia	W	20-10	65,342
Nov. 5	Denver	W	38-28	62,637*
Nov. 11	at Seattle	L	27-34	67,231*
Nov. 18	San Diego	W	34-24	61,960
Nov. 25	at N.Y. Giants	W	28-10	78,756
Dec. 2	Arizona	L	31-34 (OT)	46,601
Dec. 9	Kansas City	W	28-26	60,784
Dec. 15	at San Diego	W	13-6	67,349*
Dec. 22	Tennessee	L	10-13	61,934*
Dec. 30	at Denver	L	17-23	75,582
Jan. 6	N.Y. Jets	L	22-24	62,011

POSTSEASON (1-1)

Jan. 12	N.Y. Jets (AFC Wild Card)	W	38-24	61,503
Jan. 19	at New England (AFC Divisional)	L	13-16 (OT)	60,292

2002 (11-5)

Head Coach: Bill Callahan	Result	Score	Attend	
Sept. 8	Seattle	W	31-17	53,260
Sept. 15	at Pittsburgh	W	30-17	62,260*
Sept. 29	Tennessee	W	52-25	58,719
Oct. 6	at Buffalo	W	49-31	73,038
Oct. 13	at St. Louis	L	13-28	66,070
Oct. 20	San Diego	L	21-27 (OT)	60,974
Oct. 27	at Kansas City	L	10-20	78,685
Nov. 3	San Francisco	L	20-23 (OT)	62,660
Nov. 11	at Denver	W	34-10	76,643*
Nov. 17	New England	W	27-20	62,552*
Nov. 24	at Arizona	W	41-20	58,814
Dec. 2	N.Y. Jets	W	26-20	62,257*
Dec. 8	at San Diego	W	27-7	67,968
Dec. 15	at Miami	L	17-23	73,572
Dec. 22	Denver	W	28-16	62,592
Dec. 28	Kansas City	W	24-0	62,078

POSTSEASON (2-1)

Jan. 12	N.Y. Jets (AFC Divisional)	W	30-10	62,207
Jan. 19	Tennessee (AFC Championship)	W	41-24	62,544
Jan. 26	Tampa Bay (SB XXXVII at San Diego)	L	21-48	67,603

2003 (4-12)

Head Coach: Bill Callahan	Result	Score	Attend	
Sept. 7	at Tennessee	L	20-25	68,809*
Sept. 14	Cincinnati	W	23-20	50,135
Sept. 22	at Denver	L	10-31	76,753*
Sept. 28	San Diego	W	34-31 (OT)	54,078
Oct. 5	at Chicago	L	21-24	61,099
Oct. 12	at Cleveland	L	7-13	73,318
Oct. 20	Kansas City	L	10-17	62,391*
Nov. 2	at Detroit	L	13-23	61,561
Nov. 9	N.Y. Jets	L	24-27 (OT)	51,909
Nov. 16	Minnesota	W	28-18	56,653
Nov. 23	at Kansas City	L	24-27	78,889
Nov. 30	Denver	L	8-22	57,201
Dec. 7	at Pittsburgh	L	7-27	53,079
Dec. 14	Baltimore	W	20-12	45,398
Dec. 22	Green Bay	L	7-41	62,298*
Dec. 28	at San Diego	L	14-21	62,222

2004 (5-11)

Head Coach: Norv Turner	Result	Score	Attend	
Sept. 12	at Pittsburgh	L	21-24	60,147
Sept. 19	Buffalo	W	13-10	53,610
Sept. 26	Tampa Bay	W	30-20	60,874*
Oct. 3	at Houston	L	17-30	70,741
Oct. 10	at Indianapolis	L	14-35	57,230
Oct. 17	Denver	L	3-31	62,507
Oct. 24	New Orleans	L	26-31	45,337
Oct. 31	at San Diego	L	14-42	66,210
Nov. 7	at Carolina	W	27-24	73,518
Nov. 21	San Diego	W	17-23	46,905
Nov. 28	at Denver	W	25-24	75,936*
Dec. 5	Kansas City	L	27-34	51,292
Dec. 12	at Atlanta	L	10-35	70,616
Dec. 19	Tennessee	W	40-35	44,299
Dec. 25	at Kansas City	L	30-31	77,289
Jan. 2	Jacksonville	L	6-13	41,112

2005 (4-12)

Head Coach: Norv Turner	Result	Score	Attend	
Sept. 8	at New England	L	20-30	68,756*
Sept. 18	Kansas City	L	17-23	62,273*
Sept. 25	at Philadelphia	L	20-23	67,735
Oct. 2	Dallas	W	19-13	62,400
Oct. 16	San Diego	L	14-27	52,666
Oct. 23	Buffalo	W	38-17	42,779
Oct. 30	at Tennessee	W	34-25	69,149
Nov. 6	at Kansas City	L	23-27	79,033
Nov. 13	Denver	L	17-31	62,779
Nov. 20	at Washington	W	16-13	90,129
Nov. 27	Miami	L	21-33	49,097
Dec. 4	at San Diego	L	10-34	66,436*
Dec. 11	at N.Y. Jets	L	10-26	77,561
Dec. 18	Cleveland	L	7-9	41,862
Dec. 24	at Denver	L	3-22	76,212
Dec. 31	N.Y. Giants	L	21-30	44,594*

ALL-TIME RESULTS BY SEASON

2006 (2-14)

Head Coach: Art Shell		Result	Score	Attend
Sept. 11	San Diego	L	0-27	62,578*
Sept. 17	at Baltimore	L	6-28	70,744
Oct. 1	Cleveland	L	21-24	61,426
Oct. 8	at San Francisco	L	20-34	68,368
Oct. 15	at Denver	L	3-13	76,691*
Oct. 22	Arizona	W	22-9	61,595
Oct. 29	Pittsburgh	W	20-13	62,385
Nov. 6	at Seattle	L	0-16	67,816*
Nov. 12	Denver	L	13-17	62,094
Nov. 19	at Kansas City	L	13-17	78,097
Nov. 26	at San Diego	L	14-21	66,105
Dec. 3	Houston	L	14-23	46,276
Dec. 10	at Cincinnati	L	10-27	65,882
Dec. 17	St. Louis	L	0-20	50,164
Dec. 23	Kansas City	L	9-20	61,446*
Dec. 31	at N.Y. Jets	L	3-23	78,039

2007 (4-12)

Head Coach: Lane Kiffin		Result	Score	Attend
Sept. 9	Detroit	L	21-36	61,547
Sept. 16	at Denver	L	20-23 (OT)	76,784
Sept. 23	Cleveland	W	26-24	51,075
Sept. 30	at Miami	W	35-17	70,621
Oct. 14	at San Diego	L	14-28	67,523
Oct. 21	Kansas City	L	10-12	62,240
Oct. 28	at Tennessee	L	9-13	69,143
Nov. 4	Houston	L	17-24	49,603
Nov. 11	Chicago	L	6-17	62,715
Nov. 18	at Minnesota	L	22-29	62,960
Nov. 25	at Kansas City	W	20-17	76,210
Dec. 2	Denver	W	34-20	61,990
Dec. 9	at Green Bay	L	7-38	70,828
Dec. 16	Indianapolis	L	14-21	62,000
Dec. 23	at Jacksonville	L	11-49	66,905
Dec. 30	San Diego	L	17-30	61,706

2008 (5-11)

Head Coach: Kiffin/Cable		Result	Score	Attend
Sept. 8	Denver	L	14-41	62,762*
Sept. 14	at Kansas City	W	23-8	74,480
Sept. 21	at Buffalo	L	23-24	71,297
Sept. 28	San Diego	L	18-28	61,808
Oct. 12	at New Orleans	L	3-34	70,068
Oct. 19	N.Y. Jets	W	16-13 (OT)	61,901
Oct. 26	at Baltimore	L	10-29	71,254
Nov. 2	Atlanta	L	0-24	61,196
Nov. 9	Carolina	L	6-17	47,888
Nov. 16	at Miami	L	15-17	65,113
Nov. 23	at Denver	W	31-10	76,067
Nov. 30	Kansas City	L	13-20	61,379
Dec. 4	at San Diego	L	7-34	68,097*
Dec. 14	New England	L	26-49	62,179
Dec. 21	Houston	W	27-16	43,687
Dec. 28	at Tampa Bay	W	31-24	64,847

NOTE -- Kiffin served as head coach for first four games before Tom Cable replaced him.

2009 (5-11)

Head Coach: Tom Cable		Result	Score	Attend
Sept. 14	San Diego	L	20-24	61,940*
Sept. 20	at Kansas City	W	13-10	69,169
Sept. 27	Denver	L	3-23	45,602
Oct. 4	at Houston	L	6-29	70,291
Oct. 11	at N.Y. Giants	L	7-44	79,012
Oct. 18	Philadelphia	W	13-9	49,642
Oct. 25	N.Y. Jets	L	0-38	39,354
Nov. 1	at San Diego	L	16-24	67,016
Nov. 15	Kansas City	L	10-16	40,720
Nov. 22	Cincinnati	W	20-17	34,112
Nov. 26	at Dallas	L	7-24	83,489
Dec. 6	at Pittsburgh	W	27-24	61,820
Dec. 13	Washington	L	13-34	44,506
Dec. 20	at Denver	W	20-19	74,502
Dec. 27	at Cleveland	L	9-23	67,964
Jan. 3	Baltimore	L	13-21	38,400

2010 (8-8)

Head Coach: Tom Cable		Result	Score	Attend
Sept. 12	at Tennessee	L	13-38	69,143
Sept. 19	St. Louis	W	16-14	48,396
Sept. 26	at Arizona	L	23-24	62,439
Oct. 3	Houston	L	24-31	32,218
Oct. 10	San Diego	W	35-27	48,279
Oct. 17	at San Francisco	L	9-17	69,732
Oct. 24	at Denver	W	59-14	75,835
Oct. 31	Seattle	W	33-3	35,721
Nov. 7	Kansas City	W	23-20 (OT)	61,075
Nov. 21	at Pittsburgh	L	3-35	64,987
Nov. 28	Miami	L	17-33	48,946
Dec. 5	at San Diego	W	28-13	68,183
Dec. 12	at Jacksonville	L	31-38	62,570
Dec. 19	Denver	W	39-23	44,246
Dec. 26	Indianapolis	L	26-31	52,567
Jan. 2	at Kansas City	W	31-10	67,045

2011 (8-8)

Head Coach: Hue Jackson		Result	Score	Attend
Sept. 12	at Denver	W	23-20	75,671*
Sept. 18	at Buffalo	L	35-38	68,191
Sept. 25	N.Y. Jets	W	34-24	61,546
Oct. 2	New England	L	19-31	62,572
Oct. 9	at Houston	W	25-20	71,420
Oct. 16	Cleveland	W	24-17	57,300
Oct. 23	Kansas City	L	0-28	57,361
Nov. 6	Denver	L	24-38	58,125
Nov. 10	at San Diego	W	24-17	68,109*
Nov. 20	at Minnesota	W	27-21	62,748
Nov. 27	Chicago	W	25-20	59,244
Dec. 4	at Miami	L	14-34	57,225
Dec. 11	at Green Bay	L	16-46	70,524
Dec. 18	Detroit	L	27-28	59,069
Dec. 24	at Kansas City	W	16-13 (OT)	70,803
Jan. 1	San Diego	L	26-38	58,721

ALL-TIME RESULTS BY SEASON

2012 (4-12)

Head Coach:	Dennis Allen	Result	Score	Attend
Sept. 10	San Diego	L	14-22	61,896*
Sept. 16	at Miami	L	13-35	54,245
Sept. 23	Pittsburgh	W	34-31	62,373
Sept. 30	at Denver	L	6-37	76,787
Oct. 14	at Atlanta	L	20-23	69,383
Oct. 21	Jacksonville	W	26-23 (OT)	51,634
Oct. 28	at Kansas City	W	26-16	74,730
Nov. 4	Tampa Bay	L	32-42	52,055
Nov. 11	at Baltimore	L	20-55	71,339
Nov. 18	New Orleans	L	17-38	56,880
Nov. 25	at Cincinnati	L	10-34	56,503
Dec. 2	Cleveland	L	17-20	43,641
Dec. 6	Denver	L	13-26	53,807*
Dec. 16	Kansas City	W	15-0	51,446
Dec. 23	at Carolina	L	6-17	73,026
Dec. 30	at San Diego	L	21-24	66,486

2013 (4-12)

Head Coach:	Dennis Allen	Result	Score	Attend
Sept. 8	at Indianapolis	L	17-21	65,412
Sept. 15	Jacksonville	W	19-9	49,400
Sept. 23	at Denver	L	21-37	76,978*
Sept. 29	Washington	L	14-24	53,549
Oct. 6	San Diego	W	27-17	48,834*
Oct. 13	at Kansas City	L	7-24	76,394
Oct. 27	Pittsburgh	W	21-18	52,950
Nov. 3	Philadelphia	L	20-49	51,751
Nov. 10	at N.Y. Giants	L	20-24	80,366
Nov. 17	at Houston	W	28-23	71,726
Nov. 24	Tennessee	L	19-23	46,001
Nov. 28	at Dallas	L	24-31	87,572
Dec. 8	at N.Y. Jets	L	27-37	76,957
Dec. 15	Kansas City	L	31-56	49,571
Dec. 22	at San Diego	L	13-26	65,675
Dec. 29	Denver	L	14-34	51,500

2014 (3-13)

Head Coach:	Allen/Sparano	Result	Score	Attend
Sept. 7	at N.Y. Jets	L	14-19	78,160
Sept. 14	Houston	L	14-30	54,063
Sept. 21	at New England	L	9-16	68,756
Sept. 28	Miami (London)	L	14-38	83,436
Oct. 12	San Diego	L	28-31	53,329
Oct. 19	Arizona	L	13-24	52,101
Oct. 26	at Cleveland	L	13-23	67,431
Nov. 2	at Seattle	L	24-30	68,337
Nov. 9	Denver	L	17-41	54,803
Nov. 16	at San Diego	L	6-13	66,720
Nov. 20	Kansas City	W	24-20	52,865*
Nov. 30	at St. Louis	L	0-52	55,650
Dec. 7	San Francisco	W	24-13	55,300
Dec. 14	at Kansas City	L	13-31	72,153
Dec. 21	Buffalo	W	26-24	53,436
Dec. 28	at Denver	L	14-47	76,929

NOTE -- Allen served as head coach for first four games before Tony Sparano replaced him.

2015 (7-9)

Head Coach:	Jack Del Rio	Result	Score	Attend
Sept. 13	Cincinnati	L	13-33	54,500
Sept. 20	Baltimore	W	37-33	53,500
Sept. 27	at Cleveland	W	27-20	67,431
Oct. 4	at Chicago	L	20-22	62,409
Oct. 11	Denver	L	10-16	55,013
Oct. 25	at San Diego	W	37-29	67,542
Nov. 1	N.Y. Jets	W	34-20	54,700
Nov. 8	at Pittsburgh	L	35-38	65,520
Nov. 15	Minnesota	L	14-30	54,700
Nov. 22	at Detroit	L	13-18	60,202
Nov. 29	at Tennessee	W	24-21	58,075
Dec. 6	Kansas City	L	20-34	55,010
Dec. 13	at Denver	W	15-12	76,824
Dec. 20	Green Bay	L	20-30	55,087
Dec. 24	San Diego	W	23-20 (OT)	54,400*
Jan. 3	at Kansas City	L	17-23	76,114

2016 (12-4)

Head Coach:	Jack Del Rio	Result	Score	Attend
Sept. 11	at New Orleans	W	35-34	73,028
Sept. 18	Atlanta	L	28-35	54,081
Sept. 25	at Tennessee	W	17-10	62,370
Oct. 2	at Baltimore	W	28-27	71,152
Oct. 9	San Diego	W	34-31	54,275
Oct. 16	Kansas City	L	10-26	54,211
Oct. 23	at Jacksonville	W	33-16	62,614
Oct. 30	at Tampa Bay	W	30-24 (OT)	61,068
Nov. 6	Denver	W	30-20	54,597*
Nov. 21	Houston (Mexico City)	W	27-20	76,473*
Nov. 27	Carolina	W	35-32	54,909
Dec. 4	Buffalo	W	38-24	54,759
Dec. 8	at Kansas City	L	13-21	75,191*
Dec. 18	at San Diego	W	19-16	68,352
Dec. 24	Indianapolis	W	33-25	54,896
Jan. 1	at Denver	L	6-24	76,836

POSTSEASON (0-1)

Jan. 7	at Houston (AFC Wild Card)	L	14-27	71,790
--------	----------------------------	---	-------	--------

2017 (6-10)

Head Coach:	Jack Del Rio	Result	Score	Attend
Sept. 10	at Tennessee	W	26-16	69,089
Sept. 17	N.Y. Jets	W	45-20	54,729
Sept. 24	at Washington	L	10-27	77,123*
Oct. 1	at Denver	L	10-16	76,909
Oct. 8	Baltimore	L	17-30	54,980
Oct. 15	L.A. Chargers	L	16-17	54,685
Oct. 19	Kansas City	W	31-30	55,090*
Oct. 29	at Buffalo	L	14-34	69,599
Nov. 5	at Miami	W	27-24	65,139*
Nov. 19	New England (Mexico City)	L	8-33	77,357
Nov. 26	Denver	W	21-14	54,994
Dec. 3	New York Giants	W	24-17	54,994
Dec. 10	at Kansas City	L	15-26	74,461
Dec. 17	Dallas	L	17-20	55,372*
Dec. 25	at Philadelphia	L	10-19	69,596*
Dec. 31	at L.A. Chargers	L	10-30	25,430

ALL-TIME RESULTS BY SEASON

2018 (4-12)

Head Coach: Jon Gruden		Result	Score	Attend
Sept. 10	L.A. Rams	L	13-33	53,857*
Sept. 16	at Denver	L	19-20	76,696
Sept. 24	at Miami	L	20-28	65,667
Sept. 30	Cleveland	W	45-42 (OT)	53,387
Oct. 7	at L.A. Chargers	L	10-26	25,362
Oct. 14	Seattle (London)	L	3-27	84,922
Oct. 28	Indianapolis	L	28-42	54,372
Nov. 1	at San Francisco	L	3-34	69,592*
Nov. 11	L.A. Chargers	L	6-20	54,750
Nov. 18	at Arizona	W	23-21	62,435
Nov. 25	at Baltimore	L	17-34	70,035
Dec. 2	Kansas City	L	33-40	54,255
Dec. 9	Pittsburgh	W	24-21	53,960
Dec. 16	at Cincinnati	L	16-30	44,568
Dec. 24	Denver	W	27-14	53,850*
Dec. 30	at Kansas City	L	3-35	77,550

2019 (7-9)

Head Coach: Jon Gruden		Result	Score	Attend
Sept. 9	Denver	W	24-16	52,359*
Sept. 15	Kansas City	L	10-28	52,748
Sept. 22	at Minnesota	L	14-34	66,738
Sept. 29	at Indianapolis	W	31-24	62,259
Oct. 6	Chicago (London)	W	24-21	60,463
Oct. 20	at Green Bay	L	24-42	78,160
Oct. 27	at Houston	L	24-27	71,893
Nov. 3	Detroit	W	31-24	53,318
Nov. 7	L.A. Chargers	W	26-24	51,954*
Nov. 17	Cincinnati	W	17-10	51,921
Nov. 24	at N.Y. Jets	L	3-34	78,523
Dec. 1	at Kansas City	L	9-40	73,548
Dec. 8	Tennessee	L	21-42	52,760
Dec. 15	Jacksonville	L	16-20	52,788
Dec. 22	at L.A. Chargers	W	24-17	25,380
Dec. 29	at Denver	L	15-16	76,334

2020 (8-8)

Head Coach: Jon Gruden		Result	Score	Attend
Sept. 13	at Carolina	W	34-30	0
Sept. 21	New Orleans	W	34-24	0*
Sept. 27	at New England	L	20-36	0
Oct. 4	Buffalo	L	23-30	0
Oct. 11	at Kansas City	W	40-32	13,311
Oct. 25	Tampa Bay	L	20-45	0
Nov. 1	at Cleveland	W	16-6	11,759
Nov. 8	at L.A. Chargers	W	31-26	0
Nov. 15	Denver	W	37-12	0
Nov. 22	Kansas City	L	31-35	0*
Nov. 29	at Atlanta	L	3-43	9,124
Dec. 6	at N.Y. Jets	W	31-28	0
Dec. 13	Indianapolis	L	27-44	0
Dec. 17	L.A. Chargers	L	27-30	0*
Dec. 26	Miami	L	25-26	0*
Jan. 3	at Denver	W	32-31	0

2021 (10-7)

Head Coach: Gruden/Bisaccia		Result	Score	Attend
Sept. 13	Baltimore	W	33-27 (OT)	61,576
Sept. 19	at Pittsburgh	W	26-17	63,707
Sept. 26	Miami	W	31-28 (OT)	59,311
Oct. 4	at L.A. Chargers	L	14-28	70,240
Oct. 10	Chicago	L	9-20	59,122
Oct. 17	at Denver	W	34-24	76,854
Oct. 24	Philadelphia	W	33-22	62,000
Nov. 7	at New York Giants	L	16-23	74,512
Nov. 14	Kansas City	L	14-41	62,125
Nov. 21	Cincinnati	L	13-32	61,712
Nov. 25	at Dallas	W	36-33 (OT)	93,483
Dec. 5	Washington	L	15-17	61,607
Dec. 12	at Kansas City	L	9-48	73,278
Dec. 20	at Cleveland	W	16-14	67,431
Dec. 26	Denver	W	17-13	60,972
Jan. 2	at Indianapolis	W	23-20	65,985
Jan. 9	L.A. Chargers	W	35-32 (OT)	62,068

POSTSEASON (0-1)

Jan. 15	at Cincinnati (AFC Wild Card)	L	19-26	66,277
---------	-------------------------------	---	-------	--------

NOTE -- Gruden served as head coach for first five games before Rich Bisaccia replaced him.

2022 (6-11)

Head Coach: Josh McDaniels		Result	Score	Attend
Sept. 11	at L.A. Chargers	L	24-19	70,240
Sept. 18	Arizona	L	29-23 (OT)	61,707
Sept. 25	at Tennessee	L	24-22	68,649
Oct. 2	Denver	W	32-23	62,332
Oct. 10	at Kansas City	L	30-29	73,523*
Oct. 23	Houston	W	38-20	61,228
Oct. 30	at New Orleans	L	24-0	70,009
Nov. 6	at Jacksonville	L	27-20	62,758
Nov. 13	Indianapolis	L	25-20	62,197
Nov. 20	at Denver	W	22-16 (OT)	76,056
Nov. 27	at Seattle	W	40-34 (OT)	68,849
Dec. 4	L.A. Chargers	W	27-20	62,123
Dec. 8	at Los Angeles Rams	L	17-16	74,738*
Dec. 18	New England	W	30-24	62,273
Dec. 24	at Pittsburgh	L	13-10	64,761*
Jan. 1	San Francisco	L	37-34 (OT)	62,367
Jan. 7	Kansas City	L	31-13	62,136

RAIDERS VS. * ARIZONA

Raiders lead series, 6-5

1973	Oak. 17, at StLC. 10
1983	StLC. 34, at LARai. 24
1989	at LARai. 16, PhoC. 14
1998	Oak. 23, at Ari. 20
2001	Ari. 34, at Oak. 31 (OT)
2002	Oak. 41, at Ari. 20
2006	at Oak. 22, Ari. 9
2010	at Ari. 24, Oak. 23
2014	Ari. 24, at Oak. 13
2018	Oak. 23, at Ari. 21
2022	Ari. 29, at LV 23 (OT)

*Franchise in St. Louis prior to 1988; known as Phoenix Cardinals prior to 1994.

RAIDERS VS. ATLANTA

Atlanta leads series, 8-7

1971	at Atl. 24, Oak. 13
1975	at Oak. 37, Atl. 34 (OT)
1979	at Oak. 50, Atl. 19
1982	LARai. 38, at Atl. 14
1985	LARai. 34, at Atl. 24
1988	Atl. 12, at LARai. 6
1991	at Atl. 21, LARai. 17
1994	at LARai. 30, Atl. 17
1997	Oak. 36, at Atl. 31
2000	at Oak. 41, Atl. 14
2004	at Atl. 35, Oak. 10
2008	Atl. 24, at Oak. 0
2012	at Atl. 23, Oak. 20
2016	Atl. 35, at Oak. 28
2020	at Atl. 43, LV 6

RAIDERS VS. BALTIMORE

Baltimore leads series, 8-4

1996	at Bal. 19, Oak. 14
1998	at Bal. 13, Oak. 10
2003	at Oak. 20, Bal. 12
2006	at Bal. 28, Oak. 6
2008	at Bal. 29, Oak. 10
2009	Bal. 21, at Oak. 13
2012	at Bal. 55, Oak. 20
2015	at Oak. 37, Bal. 33
2016	Oak. 28, at Bal. 27
2017	Bal. 30, at Oak. 17
2018	at Bal. 34, Oak. 17
2021	at LV 33, Bal. 27 (OT)

RAIDERS VS. BUFFALO

Raiders lead series, 21-19

1960	at Buf. 38, Oak. 9
	at Oak. 20, Buf. 7
1961	Oak. 31, at Buf. 22
	Buf. 26, at Oak. 21
1962	at Buf. 14, Oak. 6
	Buf. 10, at Oak. 6
1963	at Oak. 35, Buf. 17
	at Buf. 12, Oak. 0
1964	at Buf. 23, Oak. 20
	at Oak. 16, Buf. 13
1965	at Buf. 17, Oak. 12
	Buf. 17, at Oak. 14
1966	Buf. 31, at Oak. 10
1967	Oak. 24, at Buf. 20
	at Oak. 28, Buf. 21
	Oak. 48, at Buf. 6
	at Oak. 13, Buf. 10
1969	at Oak. 50, Buf. 21
1972	at Oak. 28, Buf. 16
1974	at Buf. 21, Oak. 20
1977	at Oak. 34, Buf. 13
1980	at Buf. 24, Oak. 7
1983	LARai. 27, at Buf. 24
1987	at LARai. 34, Buf. 21
1988	at Buf. 37, LARai. 21
1990	at Buf. 38, LARai. 24
1991	Buf. 30, at LARai. 27 (OT)
1992	at LARai. 20, Buf. 3
1993	LARai. 25, at Buf. 24
1998	at Buf. 44, Oak. 21
1999	Oak. 20, at Buf. 14
2002	Oak. 49, at Buf. 31
2004	at Oak. 13, Buf. 10
2005	at Oak. 38, Buf. 17
2008	at Buf. 24, Oak. 23
2011	at Buf. 38, Oak. 35
2014	at Oak. 26, Buf. 24
2016	at Oak. 38, Buf. 24
2017	at Buf. 34, Oak. 14
2020	Buf. 30, at LV 23

RAIDERS VS. CAROLINA

Carolina leads series, 4-3

1997	at Car. 38, Oak. 14
2000	at Oak. 52, Car. 9
2004	Oak. 27, at Car. 24
2008	Car. 17, at Oak. 6
2012	at Car. 17, Oak. 6
2016	at Oak. 35, Car. 32
2020	LV 34, at Car. 30

RAIDERS VS. CHICAGO

Series Tied: 8-8

1972	at Oak. 28, Chi. 21
1976	Oak. 28, at Chi. 27
1978	Oak. 25, at Chi. 19 (OT)
1981	Chi. 23, at Oak. 6
1984	at Chi. 17, LARai. 6
1987	Chi. 6, at LARai. 3
1990	at LARai. 24, Chi. 10
1993	LARai. 16, at Chi. 14
1996	at Chi. 19, Oak. 17
1999	at Oak. 24, Chi. 17
2003	at Chi. 24, Oak. 21
2007	Chi. 17, at Oak. 6
2011	at Oak. 25, Chi. 20
2015	at Chi. 22, Oak. 20
2019	at Oak. 24, Chi. 21 (London)
2021	Chi. 20, at LV 9

RAIDERS VS. CINCINNATI

Raiders lead series, 19-12

1968	at Oak. 31, Cin. 10
	Oak. 34, at Cin. 0
1969	at Cin. 31, Oak. 17
	at Oak. 37, Cin. 17
1970	at Cin. 31, Oak. 21
1971	at Oak. 31, Cin. 27
1972	Oak. 20, at Cin. 14
1974	at Oak. 30, Cin. 27
1975	at Cin. 14, Oak. 10
1976	at Oak. 35, Cin. 20
1978	Oak. 34, at Cin. 21
1980	at Oak. 28, Cin. 17
1982	at Cin. 31, LARai. 17
1983	LARai. 20, at Cin. 10
1985	at LARai. 13, Cin. 6
1988	Cin. 45, at LARai. 21
1989	at LARai. 28, Cin. 7
1990	at LARai. 24, Cin. 7
1991	LARai. 38, at Cin. 14
1992	at Cin. 24, LARai. 21 (OT)
1993	at Cin. 16, LARai. 10
1995	Oak. 20, at Cin. 17
1998	at Oak. 27, Cin. 10
2003	at Oak. 23, Cin. 20
2006	at Cin. 27, Oak. 10
2009	at Oak. 20, Cin. 17
2012	at Cin. 34, Oak. 10
2015	Cin. 33, at Oak. 13
2018	at Cin. 30, Oak. 16
2019	at Oak. 17, Cin. 10
2021	Cin. 32, at LV 13

RAIDERS VS. CLEVELAND

Raiders lead series, 15-10

1970	at Oak. 23, Cle. 20
1971	Oak. 34, at Cle. 20
1973	Cle. 7, at Oak. 3
1974	Oak. 40, at Cle. 24
1975	at Oak. 38, Cle. 17
1977	Oak. 26, at Cle. 10
1979	at Oak. 19, Cle. 14
1985	LARai. 21, at Cle. 20
1986	at LARai. 27, Cle. 14
1987	Cle. 24, at LARai. 17
1992	Cle. 18, at LARai. 16
1993	Cle. 19, at LARai. 16
2000	at Oak. 36, Cle. 10
2003	at Cle. 13, Oak. 7
2005	Cle. 9, at Oak. 7
2006	Cle. 24, at Oak. 21
2007	at Oak. 26, Cle. 24
2009	at Cle. 23, Oak. 9
2011	at Oak. 24, Cle. 17
2012	Cle. 20, at Oak. 17
2014	at Cle. 23, Oak. 13
2015	Oak. 27, at Cle. 20
2018	at Oak. 45, Cle. 42 (OT)
2020	LV 16, at Cle. 6
2021	LV 16, at Cle. 14



K Daniel Carlson - 2018, Raiders 23 at Arizona 21

RAIDERS VS. DALLAS

Raiders lead series, 7-6

1974	at Oak. 27, Dal. 23
1980	Dal. 19, at Oak. 13
1983	LARai. 40, at Dal. 38
1986	LARai. 17, at Dal. 13
1992	Dal. 28, at LARai. 13
1995	Dal. 34, at Oak. 21
1998	Oak. 13, at Dal. 12
2001	at Oak. 28, Dal. 21
2005	at Oak. 19, Dal. 13
2009	at Dal. 24, Oak. 7
2013	at Dal. 31, Oak. 24
2017	Dal. 20, at Oak. 17
2021	LV 36, at Dal. 33 (OT)

RAIDERS VS. DENVER

Raiders lead series, 70-53-2

1960	at Den. 31, Oak. 14 at Oak. 48, Den. 10
1961	at Oak. 33, Den. 19 at Den. 27, Oak. 24
1962	at Den. 44, Oak. 7 Den. 23, at Oak. 6
1963	Oak. 26, at Den. 10 at Oak. 35, Den. 31
1964	at Oak. 40, Den. 7 at Den. 20, Oak. 20
1965	Oak. 28, at Den. 20 at Oak. 24, Den. 13
1966	Oak. 17, at Den. 3 at Oak. 28, Den. 10
1967	at Oak. 51, Den. 0 Oak. 21, at Den. 17
1968	Oak. 43, at Den. 7 at Oak. 33, Den. 27
1969	Oak. 24, at Den. 14 at Oak. 41, Den. 10
1970	at Oak. 35, Den. 23 Oak. 24, at Den. 19
1971	Oak. 27, at Den. 16 at Oak. 21, Den. 13
1972	Den. 30, at Oak. 23 Oak. 37, at Den. 20
1973	at Den. 23, Oak. 23 at Oak. 21, Den. 17
1974	Oak. 28, at Den. 17 Den. 20, at Oak. 17
1975	Oak. 42, at Den. 17 at Oak. 17, Den. 10
1976	Oak. 17, at Den. 10 at Oak. 19, Den. 6
1977	Den. 30, at Oak. 7 Oak. 24, at Den. 14
1978	at Den. 14, Oak. 6 Den. 21, at Oak. 6
1979	at Oak. 27, Den. 3 Oak. 14, at Den. 10
1980	at Oak. 9, Den. 3 Oak. 24, at Den. 21
1981	at Den. 9, Oak. 7 Den. 17, at Oak. 0
1982	at LARai. 27, Den. 10
1983	LARai. 22, at Den. 7 at LARai. 22, Den. 20
1984	at Den. 16, LARai. 13 Den. 22, at LARai. 19 (OT)
1985	at LARai. 31, Den. 28 (OT) LARai. 17, at Den. 14 (OT)
1986	at Den. 38, LARai. 36 Den. 21, at LARai. 10
1987	at Den. 30, LARai. 14 Den. 23, at LARai. 17

1988	LARai. 30, at Den. 27 (OT) at LARai. 21, Den. 20
1989	at Den. 31, LARai. 21 at LARai. 16, Den. 13 (OT)
1990	at LARai. 14, Den. 9 LARai. 23, at Den. 20
1991	at LARai. 16, Den. 13 LARai. 17, at Den. 16
1992	at Den. 17, LARai. 13 at LARai. 24, Den. 0
1993	LARai. 23, at Den. 20 at LARai. 33, Den. 30 (OT)
1994	LARai. 48, at Den. 16 at LARai. 23, Den. 13
1995	at Den. 27, Oak. 0 Den. 31, at Oak. 28
1996	Den. 22, at Oak. 21 at Den. 24, Oak. 19
1997	at Oak. 28, Den. 25 at Den. 31, Oak. 3
1998	Den. 34, at Oak. 17 at Den. 40, Oak. 14
1999	Den. 16, at Oak. 13 at Den. 27, Oak. 21 (OT)
2000	Den. 33, at Oak. 24 at Den. 27, Oak. 24
2001	at Oak. 38, Den. 28 at Den. 23, Oak. 17
2002	Oak. 34, at Den. 10 at Oak. 28, Den. 16
2003	at Den. 31, Oak. 10 Den. 22, at Oak. 8
2004	Den. 31, at Oak. 3 Oak. 25, at Den. 24
2005	Den. 31, at Oak. 17 at Den. 22, Oak. 3
2006	at Den. 13, Oak. 3 Den. 17, at Oak. 13
2007	at Den. 23, Oak. 20 (OT) at Oak. 34, Den. 20
2008	Den. 41, at Oak. 14 Oak. 31, at Den. 10
2009	Den. 23, at Oak. 3 Oak. 20, at Den. 19
2010	Oak. 59, at Den. 14 at Oak. 39, Den. 23
2011	Oak. 23, at Den. 20 Den. 38, at Oak. 24
2012	at Den. 37, Oak. 6 Den. 26, at Oak. 13
2013	at Den. 37, Oak. 21 Den. 34, at Oak. 14
2014	Den. 41, at Oak. 17 at Den. 47, Oak. 14
2015	Den. 16, at Oak. 10 Oak. 15, at Den. 12
2016	at Oak. 30, Den. 20 at Den. 24, Oak. 6
2017	at Den. 16, Oak. 10 at Oak. 21, Den. 14
2018	at Den. 20, Oak. 19 at Oak. 27, Den. 14
2019	at Oak. 24, Den. 16 at Den. 16, Oak. 15
2020	at LV 37, Den. 12 LV 32, at Den. 31
2021	LV 34, at Den. 24 at LV 17, Den. 13
2022	at LV 32, Den. 23 LV 22, at Den. 16 (OT)

RAIDERS VS. DETROIT

Raiders lead, 7-6

1970	at Det. 28, Oak. 14
1974	at Oak. 35, Det. 13
1978	at Oak. 29, Det. 17
1981	at Det. 16, Oak. 0
1984	LARai. 24, at Det. 3
1987	at LARai. 27, Det. 7
1990	LARai. 38, at Det. 31
1996	at Oak. 37, Det. 21
2003	at Det. 23, Oak. 13
2007	Det. 36, at Oak. 21
2011	Det. 28, at Oak. 27
2015	at Det. 18, Oak. 13
2019	at Oak. 31, Det. 24

RAIDERS VS. GREEN BAY

Green Bay leads series, 8-5

1972	Oak. 20, at GB 14
1976	at Oak. 18, GB 14
1978	Oak. 28, at GB 3
1984	at LARai. 28, GB 7
1987	LARai. 20, at GB 0
1990	GB 29, at LARai. 16
1993	at GB 28, LARai. 0
1999	at GB 28, Oak. 24
2003	GB 41, at Oak. 7
2007	at GB 38, Oak. 7
2011	at GB 46, Oak. 16
2015	GB 30, at Oak. 20
2019	at GB 42, Oak. 24

RAIDERS VS. HOUSTON

Houston leads series, 7-5

2004	at Hou. 30, Oak. 17
2006	Hou. 23, at Oak. 14
2007	Hou. 24, at Oak. 17
2008	at Oak. 27, Hou. 16
2009	at Hou. 29, Oak. 6
2010	Hou. 31, at Oak. 24
2011	Oak. 25, at Hou. 20
2013	Oak. 28, at Hou. 23
2014	Hou. 30, at Oak. 14
2016	at Oak. 27, Hou. 20 (Mexico City)
2019	at Hou. 27, Oak. 24
2022	at LV 38, Hou. 20

RAIDERS VS. INDIANAPOLIS

Raiders lead series, 10-9

1971	BaIC. 37, at Oak. 14
1973	Oak. 34, at BaIC. 21
1975	Oak. 31, at BaIC. 20
1984	at LARai. 21, Ind. 7
1986	Ind. 30, at LARai. 24
1991	at LARai. 16, Ind. 0
1995	at Oak. 30, Ind. 17
2000	Oak. 38, at Ind. 31
2001	Oak. 23, at Ind. 18
2004	at Ind. 35, Oak. 14
2007	Ind. 21, at Oak. 14
2010	Ind. 31, at Oak. 26
2013	at Ind. 21, Oak. 17
2016	at Oak. 33, Ind. 25
2018	Ind. 42, at Oak. 28
2019	Oak. 31, at Ind. 24
2020	Ind. 44, at LV 27
2021	LV 23, at Ind. 20
2022	Ind. 25, at LV 20

*Franchise in Baltimore prior to 1984.

RAIDERS VS. JACKSONVILLE

Jacksonville leads, 6-4

1996	at Oak. 17, Jac. 3
1997	Jac. 20, at Oak. 9
2004	Jac. 13, at Oak. 6
2007	at Jac. 49, Oak. 11
2010	at Jac. 38, Oak. 31
2012	at Oak. 26, Jac. 23 (OT)
2013	at Oak. 19, Jac. 9
2016	Oak. 33, at Jac. 16
2019	Jac. 20, at Oak. 16
2022	at Jac. 27, LV 20

RAIDERS VS. KANSAS CITY

Kansas City leads series, 70-53-2

1960	DaIT. 34, at Oak. 16
1961	Oak. 20, at DaIT. 19 DaIT. 42, at Oak. 35 at DaIT. 43, Oak. 11
1962	DaIT. 26, at Oak. 16 at DaIT. 35, Oak. 7
1963	at Oak. 10, KC 7 Oak. 22, at KC 7 KC 21, at Oak. 9 at KC 42, Oak. 7
1964	at Oak. 37, KC 10 at KC 14, Oak. 7 KC 32, at Oak. 10 Oak. 34, at KC 13 at Oak. 23, KC 21
1965	Oak. 44, at KC 22 at KC 24, Oak. 10 at Oak. 38, KC 21
1966	Oak. 27, at KC 24 at Oak. 10, KC 6 Oak. 17, at KC 17 at Oak. 20, KC 16
1967	at Oak. 20, KC 20 at KC 16, Oak. 14 at KC 27, Oak. 14 at Oak. 26, KC 3 at KC 16, Oak. 3 at Oak. 37, KC 7 at Oak. 27, KC 7 Oak. 7, at KC 6
1968	at KC 42, Oak. 10 at Oak. 28, KC 20 Oak. 24, at KC 21 at Oak. 21, KC 10 Oak. 37, at KC 28 at Oak. 21, KC 20 at Oak. 28, KC 6 Oak. 20, at KC 10 at KC 35, Oak. 7
1969	KC 24, at Oak. 21 Oak. 27, at KC 14 KC 31, at Oak. 17 at KC 27, Oak. 0 KC 28, at Oak. 17
1970	LARai. 21, at KC 16 at LARai. 21, KC 20 LARai. 28, at KC 20 LARai. 22, at KC 20 at LARai. 17, KC 7
1971	at KC 36, LARai. 20 at LARai. 19, KC 10 LARai. 24, at KC 17 KC 20, at LARai. 17 at LARai. 35, KC 17 at KC 16, LARai. 10
1972	LARai. 27, at KC 17 at LARai. 17, KC 10 at KC 24, LARai. 19 at LARai. 20, KC 14 at KC 9, LARai. 7
1973	KC 27, at LARai. 24 at KC 24, LARai. 21 KC 27, at LARai. 21 at KC 27, LARai. 7 at LARai. 28, KC 7 at KC 24, LARai. 9
1974	KC 31, at LARai. 20 KC 19, at LARai. 9 KC 19, at LARai. 9 at KC 23, Oak. 17 (OT) KC 29, at Oak. 23 at KC 19, Oak. 3 at Oak. 26, KC 7 KC 28, at Oak. 27 at KC 30, Oak. 0 at KC 28, Oak. 8 KC 31, at Oak. 24 KC 37, at Oak. 34
1975	Oak. 41, at KC 38 (OT)
1976	Oak. 20, at KC 17 at Oak. 49, KC 31 Oak. 27, at KC 24 at Oak. 28, KC 26 at KC 20, Oak. 10

2003	at Oak. 24, KC 0 KC 17, at Oak. 10 at KC 27, Oak. 24
2004	KC 34, at Oak. 27 at KC 31, Oak. 30 KC 23, at Oak. 17 at KC 27, Oak. 23 at KC 17, Oak. 13 KC 20, at Oak. 9 KC 12, at Oak. 10 Oak. 20, at KC 17 Oak. 23, at KC 8
2005	KC 20, at Oak. 13 Oak. 13, at KC 10 KC 16, at Oak. 10 at Oak. 23, KC 20 (OT)
2006	Oak. 31, at KC 10 KC 28, at Oak. 0 Oak. 16, at KC 13 (OT)
2007	Oak. 26, at KC 16 at Oak. 15, KC 0 at KC 24, Oak. 7 KC 56, at Oak. 31 at Oak. 24, KC 20 at KC 31, Oak. 13 KC 34, at Oak. 20 at KC 23, Oak. 17 KC 26, at Oak. 10 at KC 21, Oak. 13 at Oak. 31, KC 30 at KC 26, Oak. 15 KC 40, at Oak. 33 at KC 35, Oak. 3 KC 28, at Oak. 10 at KC 40, Oak. 9 LV 40, at KC 32 KC 35, at LV 31 KC 41, at LV 14 at KC 48, LV 9
2008	at KC 30, LV 29 KC 31, at LV 13

*Franchise known as Dallas Texans prior to 1963

RAIDERS VS. L.A. CHARGERS

Raiders lead series, 67-57-2

1960	at LAC 52, Oak. 28 LAC 41, at Oak. 17 at SD 44, Oak. 0
1961	SD 41, at Oak. 10 SD 42, at Oak. 33 at SD 31, Oak. 21
1962	Oak. 34, at SD 33 at Oak. 41, SD 27 SD 31, at Oak. 17 at Oak. 21, SD 20
1963	SD 17, at Oak. 6 at SD 24, Oak. 14 SD 29, at Oak. 20 Oak. 41, at SD 19 at Oak. 31, SD 10 Oak. 41, at SD 21 SD 23, at Oak. 14
1964	Oak. 34, at SD 27 Oak. 24, at SD 12 at Oak. 21, SD 16 Oak. 27, at SD 27 at Oak. 20, SD 17 Oak. 34, at SD 0 at Oak. 34, SD 33 at Oak. 17, SD 17 Oak. 21, at SD 19 Oak. 27, at SD 17 at Oak. 31, SD 3 Oak. 14, at SD 10 at Oak. 17, SD 10
1965	Oak. 6, at SD 0 at Oak. 25, SD 0 Oak. 27, at SD 17 at Oak. 24, SD 0 at Oak. 24, SD 0 at SD 12, Oak. 7 Oak. 21, at SD 20 SD 27, at Oak. 23 at SD 30, Oak. 10 at Oak. 45, SD 22
1966	at SD 30, Oak. 24 (OT)

1967	at Oak. 38, SD 24 SD 55, at Oak. 21 at SD 23, Oak. 10 at LARai. 28, SD 24 LARai. 41, at SD 34 LARai. 42, at SD 10 at LARai. 30, SD 14 LARai. 33, SD 30 LARai. 44, at SD 37 at LARai. 34, SD 21 at SD 40, LARai. 34 (OT) at LARai. 17, SD 13 LARai. 37, at SD 31 (OT)
1968	SD 23, at LARai. 17 at SD 16, LARai. 14 at LARai. 24, SD 13 LARai. 13, at SD 3 at LARai. 40, SD 14 at SD 14, LARai. 12 LARai. 24, at SD 9 at LARai. 17, SD 12 SD 21, at LARai. 13 LARai. 9, at SD 7 at SD 27, LARai. 3 at SD 36, LARai. 14 SD 30, at LARai. 23 LARai. 12, at SD 7 SD 26, at LARai. 24 LARai. 24, at SD 17 at Oak. 17, SD 7 at SD 12, Oak. 6 SD 40, at Oak. 34 Oak. 32, at SD 14 SD 25, at Oak. 10 Oak. 38, at SD 13 at Oak. 7, SD 6 Oak. 17, at SD 10 at Oak. 28, SD 9 at SD 23, Oak. 20 at Oak. 9, SD 6 Oak. 15, at SD 13 at Oak. 34, SD 24 Oak. 13, at SD 6 SD 27, at Oak. 21 (OT) at Oak. 27, at SD 7 at Oak. 34, SD 31 (OT) at SD 21, Oak. 14 at SD 42, Oak. 14 SD 23, at Oak. 17 SD 27, at Oak. 14 at SD 34, Oak. 10 SD 27, at Oak. 0 at SD 21, Oak. 14 at SD 28, Oak. 14 SD 30, at Oak. 17 SD 28, at Oak. 18 at SD 34, Oak. 7 SD 24, at Oak. 20 at SD 24, Oak. 16 at Oak. 35, SD 27 Oak. 28, at SD 13 Oak. 24, at SD 17 SD 38, at Oak. 26 SD 22, at Oak. 14 at SD 24, Oak. 21 at Oak. 27, SD 17 at SD 26, Oak. 13 SD 31, at Oak. 28 at SD 13, Oak. 6 Oak. 37, at SD 29 at Oak. 23, SD 20 (OT) at Oak. 34, SD 31 Oak. 19, at SD 16 LAC 17, at Oak. 16 at LAC 30, Oak. 10 at LAC 26, Oak. 10 LAC 20, at Oak. 6 at Oak. 26, LAC 24 Oak. 24, at LAC 17 LV 31, at LAC 26 LAC 30, at LV 27 (OT) at LAC 28, LV 14 at LV 35, LAC 32 (OT) at LAC 24, LV 19 at LV 27, LAC 20
1969	at Oak. 9, SD 6
1970	at Oak. 9, SD 6
1971	at Oak. 9, SD 6
1972	at Oak. 9, SD 6
1973	at Oak. 9, SD 6
1974	at Oak. 9, SD 6
1975	at Oak. 9, SD 6
1976	at Oak. 9, SD 6
1977	at Oak. 9, SD 6
1978	at Oak. 9, SD 6
1979	at Oak. 9, SD 6
1980	at Oak. 9, SD 6
1981	at Oak. 9, SD 6
1982	at Oak. 9, SD 6
1983	at Oak. 9, SD 6
1984	at Oak. 9, SD 6
1985	at Oak. 9, SD 6
1986	at Oak. 9, SD 6
1987	at Oak. 9, SD 6
1988	at Oak. 9, SD 6
1989	at Oak. 9, SD 6
1990	at Oak. 9, SD 6
1991	at Oak. 9, SD 6
1992	at Oak. 9, SD 6
1993	at Oak. 9, SD 6
1994	at Oak. 9, SD 6
1995	at Oak. 9, SD 6
1996	at Oak. 9, SD 6
1997	at Oak. 9, SD 6
1998	at Oak. 9, SD 6
1999	at Oak. 9, SD 6
2000	at Oak. 9, SD 6
2001	at Oak. 9, SD 6
2002	at Oak. 9, SD 6

*Franchise in San Diego from 1961-2016

RAIDERS VS. *LA. RAMS

Raiders lead series, 8-7

1972	at Oak. 45, LARm. 17
1977	at LARm. 20, Oak. 14
1979	Oak. 24, at LARm. 17
1982	at LARai. 37, LARm. 31
1985	LARai. 16, at LARm. 6
1988	LARm. 22, at LARai. 17
1991	at LARai. 20, LARm. 17
1994	LARai. 20, at LARm. 17
1997	at Oak. 35, StLR. 17
2002	at StLR. 28, Oak. 13
2006	StLR. 20, at Oak. 0
2010	at Oak. 16, StLR. 14
2014	at StLR. 52, Oak. 0
2018	LARm. 33, at Oak. 13
2022	at LARm 17, LV 16

*Franchise in St. Louis from 1995-2015

RAIDERS VS. MIAMI

Series Tied 18-18-1

1966	Oak. 23, at Mia. 14
	at Oak. 21, Mia. 10
1967	at Oak. 31, Mia. 17
1968	Oak. 47, at Mia. 21
1969	at Oak. 20, Mia. 17
	Oak. 20, at Mia. 20
	at Mia. 20, Oak. 13
1970	at Oak. 12, Mia. 7 (Berkeley)
1973	Oak. 31, at Mia. 21
1975	at Mia. 23, Oak. 6
1978	at Oak. 13, Mia. 3
1980	at Oak. 16, Mia. 10
1981	Oak. 33, at Mia. 17
1983	at LARai. 27, Mia. 14
1984	LARai. 45, at Mia. 34
1986	LARai. 30, at Mia. 28
1988	Mia. 24, at LARai. 14
1990	LARai. 13, at Mia. 10
1992	at Mia. 20, LARai. 7
1994	at Mia. 20, LARai. 17 (OT)
1996	at Oak. 17, Mia. 7
1997	Mia. 34, at Oak. 16
1998	Mia. 27, at Oak. 17
1999	Mia. 16, at Oak. 9
2001	at Mia. 18, Oak. 15
2002	at Mia. 23, Oak. 17
2005	Mia. 33, at Oak. 21
2007	Oak. 35, at Mia. 17
2008	at Mia. 17, Oak. 15
2010	Mia. 33, at Oak. 17
2011	at Mia. 34, Oak. 14
2012	at Mia. 35, Oak. 13
2014	Mia. 38, at Oak. 14 (London)
2017	Oak. 27, at Mia. 24
2018	at Mia. 28, Oak. 20
2020	Mia. 26, at LV 25
2021	at LV 31, Mia. 28 (OT)

RAIDERS VS. MINNESOTA

Raiders lead series, 9-6

1973	at Min. 24, Oak. 16
1977	at Oak. 35, Min. 13
1978	at Oak. 27, Min. 20
1981	Oak. 36, at Min. 10
1984	at LARai. 23, Min. 20
1987	at Min. 31, LARai. 20
1990	LARai. 28, at Min. 24
1993	at LARai. 24, Min. 7
1996	Min. 16, at Oak. 13 (OT)
1999	Oak. 22, at Min. 17
2003	at Oak. 28, Min. 18
2007	at Min. 29, Oak. 22
2011	Oak. 27, at Min. 21
2015	Min. 30, at Oak. 14
2019	at Min. 34, Oak. 14

RAIDERS VS. *NEW ENGLAND

New England leads series, 18-15-1

1960	at Oak. 27, BosP. 14
	at BosP. 34, Oak. 28
1961	at BosP. 20, Oak. 17
	BosP. 35, at Oak. 21
1962	at BosP. 26, Oak. 16
	at Oak. 20, BosP. 0
1963	BosP. 20, at Oak. 14
	at BosP. 20, Oak. 14
1964	BosP. 17, at Oak. 14
	Oak. 43, at BosP. 43
1965	Oak. 24, at BosP. 10
	at Oak. 30, BosP. 21
1966	at BosP. 24, Oak. 21
1967	at Oak. 35, BosP. 7
	Oak. 48, at BosP. 14
1968	at Oak. 41, BosP. 10
1969	Oak. 38, at BosP. 23
1971	at NE 20, Oak. 6
1974	at Oak. 41, NE 26
1976	at NE 48, Oak. 17
1978	NE 21, at Oak. 14
1981	at Oak. 27, NE 17
1985	LARai. 35, at NE 20
1987	at NE 26, LARai. 23
1989	at LARai. 24, NE 21
1994	LARai. 21, at NE 17
2002	at Oak. 27, NE 20
2005	at NE 30, Oak. 20
2008	NE 49, at Oak. 26
2011	NE 31, at Oak. 19
2014	at NE 16, Oak. 9
2017	NE 33, at Oak. 8 (Mexico City)
2020	at NE 36, LV 20
2022	at LV 30, NE 24

*Franchise known as Boston Patriots prior to 1971.

RAIDERS VS. NEW ORLEANS

Series Tied: 7-7-1

1971	Oak. 21, at NO 21
1975	at Oak. 48, NO 10
1979	Oak. 42, at NO 35
1985	at LARai. 23, NO 13
1988	at NO 20, LARai. 6
1991	at NO 27, LARai. 0
1994	at LARai. 24, NO 19
1997	NO 13, at Oak. 10
2000	Oak. 31, at NO 22
2004	NO 31, at Oak. 26
2008	at NO 34, Oak. 3
2012	NO 38, at Oak. 17
2016	Oak. 35, at NO 34
2020	at LV 34, NO 24
2022	at NO 24, LV 0

RAIDERS VS. NEW YORK GIANTS

Raiders lead series, 8-6

1973	at Oak. 42, NYG 0
1980	Oak. 33, at NYG 17
1983	at LARai. 27, NYG 12
1986	NYG 14, at LARai. 9
1989	at NYG 34, LARai. 17
1992	at LARai. 13, NYG 10
1995	Oak. 17, at NYG 13
1998	at Oak. 20, NYG 17
2001	Oak. 28, at NYG 10
2005	NYG 30, at Oak. 21
2009	at NYG 44, Oak. 7
2013	at NYG 24, Oak. 20
2017	at Oak. 24, NYG 17
2021	at NYG 23, LV 16

RAIDERS VS. *NEW YORK JETS

Raiders lead series, 24-18-2

1960	Oak. 28, at NYJ 27
	NYT 31, at Oak. 28
1961	NYT 14, at Oak. 6
	at NYT 23, Oak. 12
1962	NYT 28, at Oak. 17
	at NYT 31, Oak. 21
1963	at NYJ 10, Oak. 7
	at Oak. 49, NYJ 26
1964	at NYJ 35, Oak. 13
	at Oak. 35, NYJ 26
1965	Oak. 24, at NYJ 24
	at Oak. 24, NYJ 14
1966	Oak. 24, at NYJ 21
	at Oak. 28, NYJ 28
1967	at NYJ 27, Oak. 14
	at Oak. 38, NYJ 29
1968	at Oak. 43, NYJ 32
1969	Oak. 27, at NYJ 14
1970	Oak. 14, at NYJ 13
1972	at Oak. 24, NYJ 16
1977	Oak. 28, at NYJ 27
1979	at NYJ 28, Oak. 19
1985	at LARai. 31, NYJ 0
1989	LARai. 14, at NYJ 7
1993	at LARai. 24, NYJ 20
1995	Oak. 47, at NYJ 10
1996	Oak. 34, at NYJ 13
1997	at NYJ 23, Oak. 22
1999	at Oak. 24, NYJ 23
2000	at Oak. 31, NYJ 7
2001	NYJ 24, at Oak. 22
2002	at Oak. 26, NYJ 20
2003	NYJ 27, at Oak. 24 (OT)
2005	at NYJ 26, Oak. 10
2006	at NYJ 23, Oak. 3
2008	at Oak. 16, NYJ 13 (OT)
2009	NYJ 38, at Oak. 0
2011	at Oak. 34, NYJ 24
2013	at NYJ 37, Oak. 27
2014	at NYJ 19, Oak. 14
2015	at Oak. 34, NYJ 20
2017	at Oak. 45, NYJ 20
2019	at NYJ 34, Oak. 3
2020	LV 31, at NYJ 28

*Franchise known as New York Titans prior to 1963.



Chandler Jones vs Patriots



Offensive Line - 2021, Raiders 26 at Pittsburgh 17

RAIDERS VS. PHILADELPHIA

Philadelphia leads series, 7-6

1971	at Oak. 34, Phi. 10
1976	Oak. 26, at Phi. 7
1980	at Phi. 10, Oak. 7
1986	Phi. 33, at LARai. 27 (OT)
1989	at Phi. 10, LARai. 7
1992	at Phi. 31, LARai. 10
1995	at Oak. 48, Phi. 17
2001	Oak. 20, at Phi. 10
2005	at Phi. 23, Oak. 20
2009	at Oak. 13, Phi. 9
2013	Phi. 49, at Oak. 20
2017	at Phi. 19, Oak. 10
2021	at LV 33, Phi. 22

RAIDERS VS. PITTSBURGH

Raiders lead series, 14-11

1970	at Oak. 31, Pit. 14
1972	at Pit. 34, Oak. 28
1973	Pit. 17, at Oak. 9
1974	Oak. 17, at Pit. 0
1976	at Oak. 31, Pit. 28
1977	Oak. 16, at Pit. 7
1980	Oak. 45, at Pit. 34
1981	at Oak. 30, Pit. 27
1984	Pit. 13, at LARai. 7
1990	at LARai. 20, Pit. 3
1994	Pit. 21, at LARai. 3
1995	Pit. 29, at Oak. 10
2000	at Pit. 21, Oak. 20
2002	Oak. 30, at Pit. 17
2003	at Pit. 27, Oak. 7
2004	at Pit. 24, Oak. 21
2006	at Oak. 20, Pit. 13
2009	Oak. 27, at Pit. 24
2010	at Pit. 35, Oak. 3
2012	at Oak. 34, Pit. 31
2013	at Oak. 21, Pit. 18
2015	at Pit. 38, Oak. 35
2018	at Oak. 24, Pit. 21
2021	LV 26, at Pit. 17
2022	at Pit. 13, LV 10

RAIDERS VS. SAN FRANCISCO

San Francisco leads series, 8-7

1970	SF 38, at Oak. 7
1974	Oak. 35, at SF 24
1979	at Oak. 23, SF 10
1982	LARai. 23, at SF 17
1985	SF 34, at LARai. 10
1988	LARai. 9, at SF 3
1991	at LARai. 12, SF 6
1994	at SF 44, LARai. 14
2000	Oak. 34, at SF 28 (OT)
2002	SF 23, at Oak. 20 (OT)
2006	at SF 34, Oak. 20
2010	at SF 17, Oak. 9
2014	at Oak. 24, SF 13
2018	at SF 34, Oak. 3
2022	SF 37, at LV 34 (OT)

RAIDERS VS. SEATTLE

Raiders lead series, 29-25

1977	at Oak. 44, Sea. 7
1978	at Sea. 27, Oak. 7
	Sea. 17, at Oak. 16
1979	at Sea. 27, Oak. 10
	Sea. 29, at Oak. 24
1980	at Oak. 33, Sea. 14
	Oak. 19, at Sea. 17
1981	at Oak. 20, Sea. 10
	Oak. 32, at Sea. 31
1982	at LARai. 28, Sea. 23
1983	at Sea. 38, LARai. 36
	Sea. 34, at LARai. 21
1984	at LARai. 28, Sea. 14
	at Sea. 17, LARai. 14
1985	at Sea. 33, LARai. 3
	at LARai. 13, Sea. 3
1986	at LARai. 14, Sea. 10
	at Sea. 37, LARai. 0
1987	Sea. 35, at LARai. 13
	LARai. 37, at Sea. 14
1988	at Sea. 35, LARai. 27
	Sea. 43, at LARai. 37
1989	Sea. 24, at LARai. 20
	at Sea. 23, LARai. 17
1990	LARai. 17, at Sea. 13
	at LARai. 24, Sea. 17
1991	LARai. 23, at Sea. 20 (OT)
	at LARai. 31, Sea. 7
1992	LARai. 19, at Sea. 0
	at LARai. 20, Sea. 3
1993	LARai. 17, at Sea. 13
	at LARai. 27, Sea. 23
1994	Sea. 38, at LARai. 9
	LARai. 17, at Sea. 16
1995	at Oak. 34, Sea. 14
	at Sea. 44, Oak. 10
1996	Oak. 27, at Sea. 21
	Sea. 28, at Oak. 21
1997	at Sea. 45, Oak. 34
	Sea. 22, at Oak. 21
1998	Oak. 31, at Sea. 18
	at Oak. 20, Sea. 17
1999	at Sea. 22, Oak. 21
	at Oak. 30, Sea. 21
2000	at Oak. 31, Sea. 3
	at Sea. 27, Oak. 24
2001	at Oak. 38, Sea. 14
	at Sea. 34, Oak. 27
2002	at Oak. 31, Sea. 17
2006	at Sea. 16, Oak. 0
2010	at Oak. 33, Sea. 3
2014	at Sea. 30, Oak. 24
2018	Sea. 27, at Oak. 3 (London)
2022	LV 40, at Sea. 34 (OT)

RAIDERS VS. TAMPA BAY

Raiders lead series, 7-3

1976	at Oak. 49, TB 16
1981	at Oak. 18, TB 16
1993	at LARai. 27, TB 20
1996	at TB 20, Oak. 17 (OT)
1999	at Oak. 45, TB 0
2004	at Oak. 30, TB 20
2008	Oak. 31, at TB 24
2012	TB 42, at Oak. 32
2016	Oak. 30, at TB 24 (OT)
2020	TB 45, at LV 20

RAIDERS VS. TENNESSEE

Raiders lead series, 26-22

1960	Hou. 37, at Oak. 22
	Oak. 14, at Hou. 13
1961	at Hou. 55, Oak. 0
	Hou. 47, at Oak. 16
1962	Hou. 28, at Oak. 20
	at Hou. 32, Oak. 17
1963	Oak. 24, at Hou. 13
	at Oak. 52, Hou. 49
1964	at Hou. 42, Oak. 28
	at Oak. 20, Hou. 10
1965	at Oak. 21, Hou. 17
	Oak. 33, at Hou. 21
1966	at Hou. 31, Oak. 0
	at Oak. 38, Hou. 23
1967	Oak. 19, at Hou. 7
1968	Oak. 24, at Hou. 15
1969	at Oak. 21, Hou. 17
1971	at Oak. 41, Hou. 21
1972	at Oak. 34, at Hou. 0
1973	Oak. 17, at Hou. 6
1975	Hou. 27, at Oak. 26
1976	Oak. 14, at Hou. 13
1977	at Oak. 34, Hou. 29
1978	at Hou. 21, Hou. 17
1979	at Hou. 31, Oak. 17
1981	at Hou. 17, Oak. 16
1983	at LARai. 20, Hou. 6
1984	LARai. 24, at Hou. 14
1986	LARai. 28, at Hou. 17
1988	at Hou. 38, LARai. 35
1989	at Hou. 23, LARai. 7
1991	at Hou. 47, LARai. 17
1994	at LARai. 17, Hou. 14
1997	at Ten. 24, Oak. 21(OT)
1999	at Ten. 21, Oak. 14
2001	Ten. 13, at Oak. 10
2002	at Oak. 52, Ten. 25
2003	at Ten. 25, Oak. 20
2004	at Oak. 40, Ten. 35
2005	Oak. 34, at Ten. 25
2007	at Ten. 13, Oak. 9
2010	at Ten. 38, Oak. 13
2013	Ten. 23, at Oak. 19
2015	Oak. 24, at Ten. 21
2016	Oak. 17, at Ten. 10
2017	Oak. 26, at Ten. 16
2019	Ten. 42, at Oak. 21
2022	at Ten. 24, LV 22

*Franchise known as Houston Oilers prior to 1997; known as Tennessee Oilers prior to 1998.

RAIDERS VS. WASHINGTON

Series tied, 7-7

1970	at Oak. 34, Was. 20
1975	Oak. 26, at Was. 23 (OT)
1980	at Oak. 24, Was. 21
1983	at Was. 37, LARai. 35
1986	at Was. 10, LARai. 6
1989	at LARai. 37, Was. 24
1992	LARai. 21, at Was. 20
1995	Oak. 20, at Was. 8
1998	Was. 29, at Oak. 19
2005	Oak. 16, at Was. 13
2009	Was. 34, at Oak. 13
2013	Was. 24, at Oak. 14
2017	at Was. 27, Oak. 10
2021	Was. 17, at LV 15

ALL-TIME RAIDERS

Player	Pos.	Jersey	College	GP/GS	Years Played
- A -					
ABDULLAH, Ameer	RB	22	Nebraska	17/0	2022
ABRAM, Johnathan	DB	24	Mississippi State	36/34	2019-22
ACKERMAN, Rick	DT	60,97	Memphis State	9/2	1984,87
ADAMS, Phillip	DB	28	South Carolina St.	31/4	2012-13
ADAMS, Davante	WR	17	Fresno State	17/17	2022
ADAMS, Sam	DT	95	Texas A&M	15/14	2002
ADAMS, Stanley	LB	59	Memphis State	4/3	1984
ADAMS, Stefon	DB	44	East Carolina	53/0	1986-89
ADAMS, Tyrell	LB	58	West Georgia	12/0	2016-17
ADKISSON, James	TE	88	South Carolina	2/0	2005-06
AGAJANIAN, Ben	K	3	New Mexico	6/0	1962
AGHOLOR, Nelson	WR	15	USC	16/13	2020
AIKENS, Carl	WR	83	Northern Illinois	3/3	1987
ALEXANDER, Elijah	LB	58	Kansas State	30/29	2000-01
ALEXANDER, Lorenzo	LB	56	California	16/0	2015
ALEXANDER, Mike	WR	89	Penn State	16/0	1989
ALEXANDER, Vadal	G-T	74	LSU	24/9	2016-17
ALFORD, Jay	DT	94	Penn State	4/0	2010
ALLEN, Dakota	LB	51	Texas Tech	2/0	2019
ALLEN, Dalva	DE	80	Houston	42/14*	1962-64
ALLEN, Eric	DB	21	Arizona State	58/56	1998-01
ALLEN, Jackie	DB	20	Baylor	5/-*	1969
ALLEN, Marcus	RB	32	USC	145/115	1982-92
ALLEN, Nate	DB	20	South Florida	19/7	2015-16
ALSTON, Jon	LB	94,55	Stanford	36/8	2007-09
ALZADO, Lyle	DE	77	Yankton	51/51	1982-85
AMERSON, David	DB	29	North Carolina St.	35/33	2015-17
AMEY, Vince	DT	92	Arizona State	4/1	1998
ANDERSON, Courtney	TE	83	San Jose State	39/28	2004-06
ANDERSON, Eddie	DB	33	Fort Valley State	154/116	1987-97
ANDERSON, Marques	DB	23	UCLA	14/10	2004
ARAGUZ, Leo	P	2	Stephen F. Austin	51/0	1996-99
ARCHER, Dan	T	78	Oregon	14/-*	1967
ARMSTRONG, Ramon	DT	66	TCU	14/8	1960
ARMSTRONG, Ray-Ray	LB	57	Miami (Fla.)	21/5	2014-15
ARMSTRONG, Trace	DE	93	Florida	28/15	2001-03
ARNETTE, Damon	DB	20	Ohio State	13/7	2020-21
ASAD, Doug	TE	83	Northwestern	27/4*	1960-61
ASANTE, Larry	DB	42	Nebraska	22/4	2014-15
ASHMORE, Darryl	G-T	73,77	Northwestern	61/7	1998-01
ASKA, Joe	RB	35	Central Oklahoma	23/2	1995-97
ASOMUGHHA, Nnamdi	DB	21	California	122/99	2003-10
ATEMAN, Marcell	WR	88	Oklahoma State	20/6	2018-19, 21
ATKINS, Larry	LB	59	UCLA	3/0	2003
ATKINS, Pervis	WR	39	New Mexico St.	19/-*	1965-66
ATKINSON, George	DB	43	Morris Brown	138/126	1968-77
ATKINSON III, George	RB	34	Notre Dame	5/0	2014
AUSBERRY, David	TE	86	USC	34/0	2011-14
AUTRY, Denico	DE	96	Mississippi State	56/18	2014-17
AVERETT, Anthony	DB	29	Alabama	7/6	2022
- B -					
BADGER, Brad	G-T	70	Stanford	62/31	2002-06
BAHR, Chris	K	10	Penn State	134/0	1980-88
BAKER, Rashad	DB	27	Tennessee	10/1	2007-08
BALDWIN, Keith	DE	99	Texas A&M	2/1	1988
BALL, Eric	RB	42	UCLA	16/0	1995
BALL, Jerry	DT	93	SMU	47/28	1994-96
BALL, Neiron	LB	58	Florida	6/2	2015-16
BANASZAK, Pete	RB	40	Miami (Fla.)	173/36	1966-78
BANKS, Estes	RB	38	Colorado	9/-*	1967
BANKSTON, Warren	TE	46	Tulane	75/1*	1973-78
BANSAVAGE, Al	LB	53	USC	14/-*	1961
BARBEE, Joe	T	77	Kent State	1/0*	1960
BARBER, Peyton	RB	31	Auburn	10/1	2021
BARKSDALE, Joe	T	72	LSU	16/0	2011
BARKSDALE, Rod	WR	88	Arizona	16/15	1986

ALL-TIME RAIDERS

BARNES, Jeff	LB	56	California	157/13	1977-87
BARNES, Khalif	T-G	69	Washington	91/60	2009-15
BARNES, Larry	LB	52	Colorado State	14/1*	1960
BARNES, Rodrigo	LB	51	Rice	5/0*	1976
BARNWELL, Malcolm	WR	80	Virginia Union	57/42	1981-84
BARRETT, Jan	TE	82	Fresno State	17/-*	1963-64
BARS, Alex	G	64	Notre Dame	15/14	2022
BARTELL, Ron	DB	21	Howard	6/6	2012
BARTLEWSKI, Rich	TE	87	Fresno State	4/0	1990
BARTON, Eric	LB	50	Maryland	68/36	1999-03
BARTON, Jackson	T	78	Utah	8/0	2021-22
BATES, Daren	LB	56	Auburn	16/0	2016
BATES, Patrick	DB	24,29	Texas A&M	29/9	1993-94
BEASLEY, Vic	DE	51	Clemson	5/0	2020
BELCHER, Kevin	T	76	Wisconsin	4/0	1985
BELL, Anthony	LB	59	Michigan State	16/5	1992
BELL, Greg	RB	28	Notre Dame	6/0	1990
BELL, Joe	DE	68	Norfolk State	1/0	1979
BELL, Nick	RB	38	Iowa	35/5	1991-93
BELWAY, Brian	DE	79	Calgary	1/0	1987
BENDER, Wes	RB	49	USC	9/0	1994
BENNETT, Michael	RB	32	Wisconsin	7/0	2010
BENSON, Duane	LB	50	Hamline	62/12	1967-71
BENSON, Tom	LB	54	Oklahoma	49/46	1989-92
BENWIKERE, Bene	CB	37	San Jose State	4/0	2018
BERGSTROM, Tony	G-T	70	Utah	25/4	2012-15
BURNS, Rick	RB	40	Nebraska	18/0	1982-83
BESS, Rufus	DB	38	South Carolina St.	16/0	1979
BESSILLIEU, Don	DB	47	Georgia Tech	8/0	1983, 85
BEUERLEIN, Steve	QB	7	Notre Dame	20/15	1988-90
BIEKERT, Greg	LB	54	Colorado	144/123	1993-01
BILETNIKOFF, Fred	WR	14,25	Florida State	190/160	1965-78
BILLINGS, Andrew	DT	97	Baylor	14/14	2022
BILUKIDI, Christo	DT	96	Georgia State	5/0	2012-13
BIRD, Rodger	DB	21	Kentucky	38/28	1966-68
BIRDWELL, Dan	DT	53	Houston	96/42*	1962-69
BISHOP, Sonny	G	66	Fresno State	14/0*	1963
BLACK, Barry	G	67	Boise State	3/2	1987
BLACKNALL, Saeed	WR	80	Penn State	1/0	2018
BLACKSTOCK, Darryl	LB	56	Virginia	16/1	2011
BLANDA, George	QB-K	16	Kentucky	126/-*	1967-75
BLANKENSHIP, Greg	LB	57	Cal State-Hayward	4/0	1976
BOLDEN, Brandon	RB	34	Mississippi	16/0	2022
BOLLER, Kyle	QB	7	California	7/1	2010-11
BOLTON, Curtis	LB	36	Oklahoma	10/0	2022
BONNESS, Rik	LB	54	Nebraska	14/0	1976
BOOKER, Devontae	RB	23	Utah	16/1	2020
BOOTHE, Kevin	G	67	Cornell	25/14	2006, 14
BOSS, Kevin	TE	87	Western Oregon	14/11	2011
BOWER, Tashawn	DE	96	LSU	6/0	2022
BOWERS, Nick	TE	82	Penn State	5/0	2021
BOWIE, John	DB	35	Cincinnati	5/0	2007-09
BOWMAN, NaVorro	LB	53	Penn State	10/10	2017
BOYD, Greg	DT	76	San Diego State	5/0	1984
BOYD, Jerome	DB	30	Oregon	15/1	2009, 11
BOYDSTON, Max	TE	84	Oklahoma	14/-*	1962
BOYNTON, George	DB	27	East Texas State	3/-*	1962
BRABHAM, Cary	DB	40	SMU	7/0	1994
BRACELIN, Greg	LB	54	California	15/0	1981
BRADSHAW, Morris	WR	81	Ohio State	104/26	1974-81
BRANCH, Calvin	DB	27,37	Colorado State	60/1	1997-00,05
BRANCH, Cliff	WR	21	Colorado	183/150	1972-85
BRANCH, Tyvon	DB	33	Connecticut	75/67	2008-14
BRAVO, Alex	DB	47	Cal Poly, SLO	28/14*	1960-61
BRAYTON, Tyler	DE	91	Colorado	79/47	2003-07
BREECH, Jim	K	5	California	16/0	1978-79
BREWINGTON, Jim	T	73	N. Carolina College	14/-*	1961
BRIGHAM, Jeremy	TE	49,87	Washington	48/8	1998-02

ALL-TIME RAIDERS

BRISIEL, Mike	G	65	Colorado State	30/30	2012-13
BRODINE, Mason	DE	95	Nebraska-Kearney	2/0	2011
BROMELL, Lorenzo	DE	95	Clemson	6/4	2003
BROOKS, Aaron	QB	2	Virginia	8/8	2006
BROOKS, Bobby	LB	55	Fresno State	33/0	1999-01
BROOKS, Bucky	DB	33	North Carolina	6/0	1998
BROUGHTON, Willie	DT	97	Miami (Fla.)	31/8	1992-93
BROWN, Bob	T	76	Nebraska	34/32	1971-73
BROWN, Brittain	RB	38	UCLA	6/0	2022
BROWN, Charles	T	76	Houston	14/-*	1962
BROWN, Derek	TE	86	Notre Dame	16/4	1998
BROWN, Doug	DT	74	Fresno State	12/0*	1964
BROWN, Fadol	DE	95	Mississippi	8/0	2018
BROWN, Jayon	LB	50	UCLA	8/6	2022
BROWN, Larry	DB	24	TCU	12/1	1996-97
BROWN, Pharaoh	TE	81	Oregon	2/1	2017
BROWN, Preston	LB	54	Louisville	1/0	2019
BROWN, Ricky	LB	57	Boston College	58/13	2006-11
BROWN, Ron	DE	64,96	USC	19/0	1987-88
BROWN, Ron	DB -KR	24	Arizona State	16/0	1990
BROWN, Stevie	DB	27	Michigan	15/1	2010
BROWN, Tarell	DB	23	Texas	14/14	2014
BROWN, Tim	WR	81	Notre Dame	240/198	1988-03
BROWN, Trent	T	77	Florida	16/16	2019-20
BROWN, Vincent	WR	19	San Diego State	7/0	2014
BROWN, Willie	DB	24	Grambling	154/140	1967-78
BROWNE, Jim	RB	47	Boston College	2/1	1987
BROWNER, Keith	LB	51	USC	1/0	1987
BROWNING, Dave	DE-DT	73	Washington	65/59	1978-82
BRUCE, Aundray	DE	56,99	Auburn	89/7	1992-98
BRUNSON, Larry	WR	82	Colorado	13/0	1978-79
BRYANT, Desmond	DT	90	Harvard	63/18	2009-12
BRYANT, Martavis	WR	12	Clemson	8/2	2018
BRYANT, Tony	DE	94	Florida State	50/40	1999-02
BRYANT, Warren	T	66	Kentucky	5/0	1984
BUCHANAN, Ray	DB	34	Louisville	16/16	2004
BUCHANON, Phillip	DB	31	Miami (Fla.)	36/26	2002-04
BUCHANON, William	WR	13	USC	1/0	2006
BUCZKOWSKI, Bob	DE	95	Pittsburgh	2/0	1987
BUDNESS, Bill	LB	48	Boston University	92/11*	1964-70
BUEHLER, George	G	64	Stanford	126/100	1969-78
BUIE, Drew	WR	89	Catawba	42/5*	1969-71
BUNCH, Jarrod	RB	45	Michigan	3/0	1994
BURCH, Gerald	TE	86	Georgia Tech	14/-*	1961
BURFICT, Vontaze	LB	55	Arizona State	4/4	2019
BURGESS, Derrick	DE	56	Mississippi	56/52	2005-08
BURNETT, Kaelin	LB	95	Nevada	22/0	2012-13
BURNETT, Kevin	LB	94	Tennessee	16/16	2013
BURRIS, Miles	LB	56	San Diego State	38/31	2012-14
BURTON, Ron	LB	97	North Carolina	5/0	1990
BUSH, Michael	RB	29	Louisville	61/19	2007-11
BUSHMAN, Matt	TE	84	BYU	2/0	2021
BUTCHER, Paul	LB	96	Wayne State	16/0	1996
BUTLER, Brice	WR	19,12	San Diego State	25/2	2013-14
BUTLER, Darien	LB	58	Arizona State	15/0	2022
BUTLER, Matthew	DT	94	Tennessee	6/0	2022
BYRD, Darryl	LB	50,54	Illinois	35/3	1983-84,87
- C -					
CABINDA, Jason	LB	53	Penn State	10/3	2018
CALDWELL, Tony	LB	57	Washington	35/0	1983-85
CALHOUN, Rick	RB	21	Cal State-Fullerton	3/0	1987
CALHOUN, Shilique	LB	91	Michigan State	26/0	2016-18
CALITRO, Austin	LB	53	Villanova	1/0	2022
CAMARILLO, Rich	P	16	Washington	1/0	1996
CAMPBELL, Bruce	G	74	Maryland	14/0	2010-11
CAMPBELL, Jason	QB	8	Auburn	19/18	2010-11
CAMPBELL, Joe	DE	77	Maryland	13/0	1980-81
CAMPBELL, Stan	G	67	Iowa State	14/10	1962

ALL-TIME RAIDERS

CANNAVINO, Joe	DB	27	Ohio State	28/14*	1960-61
CANNON, Billy	TE	33	Louisiana State	79/45*	1964-69
CARLISLE, Cooper	G	66	Florida	95/95	2007-12
CARLSON, Daniel	K	8,2	Auburn	76/0	2018-22
CARR, Chetti	WR	20	NW Oklahoma	2/0	1987
CARR, Chris	CB	23	Boise State	48/4	2005-07
CARR, Derek	QB	4	Fresno State	142/142	2014-22
CARRADINE, Tank	DE	96	Florida State	1/0	2018
CARRIE, TJ	DB	38	Ohio	60/36	2014-17
CARRIER, Derek	TE	85	Beloit	53/4	2018-21
CARRINGTON, Darren	DB	21	Northern Arizona	14/9	1996
CARROLL, Joe	LB	51	Pittsburgh	22/0	1972-73
CARTER, Andre	DE	97	California	12/0	2012
CARTER, Louis	RB	33	Maryland	8/0	1975
CARTER, Perry	DB	20	Mississippi	26/7	1996-98
CARTER, Russell	DB	29	SMU	24/12	1988-89
CARTWRIGHT, Rock	RB	25	Kansas State	31/0	2010-11
CASEY, Chance	DB	37	Baylor	4/1	2013-14
CASH, Kerry	TE	88	Texas	16/10	1995
CASPER, Dave	TE	87	Notre Dame	99/61	1974-80, 84
CAVALLI, Carmen	DE	85	Richmond	14/14	1960
CELOTTO, Mario	LB	52	USC	18/0	1980-81
CHANDLER, Bob	WR	85	USC	29/23	1980-82
CHANEY, Jamar	LB	51	Mississippi State	9/0	2014
CHAPMAN, Ted	DE	77	Maryland	2/1	1987
CHARLES, Mike	DT	95	Syracuse	10/0	1990
CHEKWA, Chimdi	DB	35	Ohio State	32/4	2011-14
CHESTER, Raymond	TE	87,88	Morgan State	103/65	1970-72,78-81
CHRISTENSEN, Todd	RB-TE	46	BYU	136/90	1979-88
CHRISTENSEN, Brandon	TE	48	NW Oklahoma St.	1/0	2002
CHURCHWELL, Don	DT	75	Mississippi	1/0	1960
CLARK, Danny	LB	55	Illinois	32/31	2004-05
CLAY, John	T	78	Missouri	10/9	1987
CLAYTON, Keenan	LB	57	Oklahoma	15/0	2012
CLEMMINGS, T.J.	T	74	Pittsburgh	4/0	2018
CLEMONS, Chris	LB-DE	58	Georgia	16/2	2007
CLINE, Tony	DE	84	Miami (Fla.)	72/57	1970-75
CLINTON-DIX, Ha Ha	DB	26	Alabama	2/0	2021
COLE, A.J.	P	6	North Carolina State	66/0	2019-22
COLE, Keelan	WR	84	Kentucky Wesleyan	14/3	2022
COLEMAN, Kenyon	DE	90	UCLA	1/0	2002
COLEMAN, Rod	DT	57,91	East Carolina	60/21	1999-03
COLLINS, Kerry	QB	5	Penn State	29/28	2004-05
COLLINS, Maliek	DT	97	Nebraska	12/11	2020
COLLINS, Mo	G-T	79	Florida	71/64	1998-03
COLZIE, Neal	DB	20,45	Ohio State	56/6	1975-78
COMBS, Derek	DB	43	Ohio State	4/0	2002
COMPTON, Will	LB	51,57	Nebraska	11/4	2019, 21
CONDO, Jon	LS	59	Maryland	173/0	2007-17
CONLEY, Gareon	DB	22,21	Ohio State	23/20	2017-19
CONNERS, Dan	LB	55,60	Miami (Fla.)	141/110*	1964-74
CONWAY, Brett	K	5	Penn State	1/0	2000
COOK, Connor	QB	8, 18	Michigan State	1/0	2016-17
COOK, Jared	TE	87	South Carolina	32/30	2017-18
COOLBAUGH, Bob	WR	43	Richmond	14/-*	1961
COOPER, Amari	WR	89	Alabama	52/47	2015-18
COOPER, Chris	DT	75	Nebraska-Omaha	43/11	2001-03
COOPER, Earl	TE	86	Rice	5/0	1986
COOPER, Jarrod	DB	40	Kansas State	47/10	2004-07
COOPER, Marquis	LB	95	Washington	8/0	2008
CORMIER, Joe	LB	95	USC	1/1	1987
CORNELL, Jack	G-T	72	Notre Dame	1/0	2013
COSTA, Dave	DT	46	Utah	42/0*	1963-65
COSTELLO, Joe	LB	94	Central Connecticut	2/0	1989
COTTON Sr., Lester	G	67	Alabama	15/1	2019, 21-22
COWSER, James	LB-DE	47	Southern Utah	22/0	2016-17
CRABTREE, Michael	WR	15	Texas Tech	46/45	2015-17
CRAIG, Dobie	WR	42	Howard Payne	26/11*	1962-63

ALL-TIME RAIDERS

CRAIG, Roger	RB	22	Nebraska	15/13	1991
CRAWFORD, Jack	DE	91	Penn State	19/0	2012-13
CRINER, Juron	WR	84	Arizona	13/0	2012-13
CROCKETT, Zack	RB	32	Florida State	125/40	1999-06
CROSBY, Maxx	DE	98	Eastern Michigan	66/60	2019-22
CROW, Wayne	RB-DB	22	California	28/3*	1960-61
CRUDUP, Derrick	DB	23	Oklahoma	20/0	1989,91
CULPEPPER, Daunte	QB	8	UCF	7/6	2007
CUNNINGHAM, Rick	T	68	Texas A & M	32/0	1996-98
CURRY, Aaron	LB	51	Wake Forest	13/9	2011-12
CURRY, Ronald	WR	1,89	North Carolina	76/32	2002-08

- D -

DALBY, Dave	C-G	50	UCLA	205/135	1972-85
DALUIO, Brad	K	3	UCLA	1/0	2001
DANIELS, Clem	RB	36	Prairie View	87/23*	1961-67
DANIELS, Dave	DT	75	Florida A&M	14/0	1966
DAVIDSON, Ben	DE	83	Washington	110/98	1964-71
DAVIDSON, Cotton	QB	19	Baylor	58/28*	1962-69
DAVIS, Bruce	T	79	UCLA	121/76	1979-87
DAVIS II, Bruce	LB	58	UCLA	10/0	2010-11
DAVIS, Clarence	RB	28	USC	89/43	1971-78
DAVIS, Greg	K	7	The Citadel	16/0	1998
DAVIS, James	DB	45	Southern	83/2	1982-87
DAVIS, Jason	RB	34	Illinois	1/0	2008
DAVIS, Mike	DB	36	Colorado	107/83	1978-85
DAVIS, Scott	DE	70	Illinois	75/47	1988-91,94
DAVIS, Trevor	WR	11	California	9/4	2019
DAVISON, Jerone	RB	48	Arizona State	10/1	1996-97
DEABLO, Divine	LB	5	Virginia Tech	25/13	2021-22
DePAOLA, Andrew	LS	48	Rutgers	1/0	2018
DENNERY, Mike	LB	54	Southern Miss.	28/0	1974-75
DePOYSTER, Jerry	K	4	Wyoming	26/0	1971-72
DESKINS, Don	G	79	Michigan	14/6	1960
DEVEY, Jordan	OL	65	Memphis	4/4	2019
DICKERSON, Andy	G	64	California Lutheran	1/0	1987
DICKERSON, Eric	RB	29	SMU	16/15	1992
DICKEY, Eldridge	WR	10	Tennessee State	18/2*	1968-71
DICKINSON, Bo	RB	23	Southern Miss.	7/-*	1964
DIEHL, John	DT	73	Virginia	8/0*	1965
DiNAPOLI, Gennaro	G	64	Virginia Tech	11/9	1998-99
DITTRICH, John	G	68	Wisconsin	11/4	1960
DIXON, Ernest	LB	58	South Carolina	3/0	1998
DIXON, Hewritt	RB	35	Florida A&M	66/55	1966-70
DIXON, Rickey	DB	31	Oklahoma	9/0	1993
DORN, Torin	DB	46	North Carolina	62/1	1990-93
DORSETT, Anthony	DB	33	Pittsburgh	62/45	2000-03
DORSEY, Dick	WR	21	USC	11/-*	1962
DOSS, Keelan	WR	18	UC Davis	9/2	2019-20
DOTSON, Al	DT	71	Grambling	37/4	1968-70
DOUGHERTY, Bob	LB	44	Kentucky	47/14*	1960-63
DOWLING, Jonathan	DB	41	Western Kentucky	7/0	2014
DOWLING, Ras-I	DB	36	Virginia	3/0	2014
DRAKE, Kenyan	RB	23	Alabama	12/2	2021
DUDLEY, Rickey	TE	83	Ohio State	80/78	1996-00
DUFAULT, Paul	C-G	54	New Hampshire	1/0	1987
DUFF, John	TE-DE	84	New Mexico	5/0	1993-94
DUNN, David	WR-KR	88	Fresno State	25/0	2000-01
DWIGHT, Tim	WR	17	Iowa	6/1	2007
DYAL, Mike	TE	84	Texas A&I	19/18	1989-90
DYSON, Matt	DT-LB	59	Michigan	4/0	1995

- E -

EALY, Kony	DE	96	Missouri	3/0	2018
EASON, John	TE	82	Florida A&M	3/0	1968
EASY, Omar	RB	33	Penn State	16/0	2005
ECHEMANDU, Adimchinobe	California RB	20,38	California	6/0	2006-07
EDMONDS, Bobby Joe	KR	41	Arkansas	7/0	1989
EDWARDS, Bryan	WR	89	South Carolina	28/15	2020-21
EDWARDS, Kalimba	DE	58	South Carolina	14/11	2008

ALL-TIME RAIDERS

EDWARDS, Lloyd	TE	36	San Diego State	14/-*	1969
EDWARDS Jr., Mario	DE	97	Florida State	30/24	2015-17
EISCHEID, Mike	K	11	Upper Iowa	70/-*	1966-71
EKEJUBA, Isaiah	LB	50	Virginia	64/0	2005-09
ELLIS, Craig	RB	31	San Diego State	3/1	1987
ELLIS, Greg	DE	99	North Carolina	14/14	2009
ELLIS, Jim	LB	58	Boise State	3/2	1987
ELLIS, Justin	DT	78	Louisiana Tech	66/42	2014-18
ELLISON, Glenn	RB	27	Arkansas	1/0	1971
ELLISON, Riki	LB	50	USC	44/42	1990-92
ELUEMUNOR, Jermaine	G-T	72	Texas A&M	31/20	2021-22
EMANUEL, Kyle	LB	52	North Dakota St.	1/0	2020
ENIS, Hunter	QB	14	TCU	7/1	1962
ENYART, Bill	LB	46	Oregon State	1/0	1971
EUGENE, Hiram	DB	31	Louisiana Tech	60/19	2007-10
EVANS, Vince	QB	11	USC	44/7	1987-95

- F -

FACYSON, Brandon	DB	35	Virginia Tech	12/9	2021
FAIRBAND, Bill	LB	86	Colorado	9/0*	1967-68
FARGAS, Justin	RB	20,25	USC	92/32	2003-09
FARLEY, Matthias	DB	41	Notre Dame	17/0	2022
FARRELL, Jr., Neil	DT	92	LSU	9/0	2022
FELICIANO, Jon	G/C	68,76	Miami (Fla.)	48/8	2015-18
FELLOWS, Ron	DB	21	Missouri	26/12	1987-88
FENNER, Derrick	RB	34	North Carolina	41/28	1995-97
FERNANDEZ, Mervyn	WR	86	San Jose State	86/50	1987-92
FERRELL, Clelin	DE	96,99	Clemson	58/30	2019-22
FICCA, Dan	G	69	USC	14/0*	1962
FIELDS, George	DT	80	Bakersfield J.C	15/12	1960-61
FIGURS, Yamon	WR	13	Kansas State	1/0	2010
FILIMOEAU, Bojay	LB	54	Utah State	8/0	2014
FINNERAN, Gary	DT	6	USC	13/-*	1961
FITZPATRICK, James	G-T	73	USC	27/5	1990-91
FLEMING, George	RB	21	Washington	14/0	1961
FLEMISTER, Zeron	TE	88	Iowa	12/3	2005
FLORES, Tom	QB	15	Pacific	84/64	1960-61,63-66
FLYNN, Matt	QB	15	LSU	2/1	2013
FOLSTON, James	LB	55	NE Louisiana	65/12	1994-98
FORD, Cole	K	5	USC	38/0	1995-97
FORD, Jacoby	WR	12	Clemson	38/13	2010-13
FOSCHI, John Paul	FB	49	Georgia Tech	11/5	2005-06
FOSTER, Ron	DB	41	Cal State-Northridge	3/2	1987
FRANCIES, Coye	DB	31	San Jose State	15/0	2012
FRANCIS, Carlos	WR	10	Texas Tech	5/0	2004-05
FRANK, Donald	DB	47	Winston-Salem	16/0	1994
FRANKLIN, Keith	LB	58	South Carolina	2/0	1995
FRANKS, Elvis	DE	94	Morgan State	4/0	1985-86
FRAZIER, Kavon	DB	43	Central Michigan	1/0	2021
FREDRICKSON, Rob	LB	53	Michigan State	58/50	1994-97
FREEMAN, Mike	G	61	Arizona	2/0	1988
FREEMAN, Russell	T	70	Georgia Tech	15/1	1995
FRYE, Charlie	QB	3	Akron	3/3	2009
FULCHER, David	LB	45	Arizona State	3/0	1993
FULCHER, Mondriel	TE	89	Miami (Fla.)	25/1	2000-02
FULLER, Charles	RB	20	San Francisco St.	17/-*	1961-62

- G -

GABRIEL, Doug	WR	85,80	UCF	45/7	2003-05,06
GAFFORD, Thomas	LS	47	Houston	3/0	2015
GAFFORD, Rico	DB/WR	38,10	Wyoming	8/1	2018-20
GAINER, Derrick	RB	27	Florida A&M	2/0	1992
GAITHER, Omar	LB	53	Tennessee	7/4	2012
GALLEGOS, Chon	QB	12	San Jose State	6/-*	1962
GALLERY, Robert	T-G	76	Iowa	92/91	2004-10
GAMACHE, Vince	K	3	Cal State-Northridge	3/0	1987
GANNON, Rich	QB	12	Delaware	74/74	1999-04
GAULDEN, Rashaan	DB	33	Tennessee	2/0	2020
GARNER, Bob	DB	28	Fresno State	27/-*	1961-62
GARNER, Charlie	RB	25	Tennessee	46/40	2001-03

ALL-TIME RAIDERS

GARRETT, Carl	RB	31	NM Highlands	26/1	1976-77
GAULT, Willie	WR	83	Tennessee	94/69	1988-93
GBAJA-BIAMILA, Akbar	DE-LB	98,94	San Diego State	27/0	2003-04
GEORGE, Jeff	QB	3	Illinois	24/23	1997-98
GESEK, John	G	63	Sacramento State	31/23	1987-89
GIBSON, Claude	DB	25	North Carolina St.	42/-*	1963-65
GIBSON, Derrick	DB	26,36	Florida State	69/32	2001-06
GILBERT, Sean	DT	90	Pittsburgh	6/0	2003
GILCHRIST, Marcus	DB	31	Clemson	16/16	2018
GILLESPIE, Tyree	DB	37	Missouri	11/0	2021
GILLET, Fred	TE	44	Los Angeles State	3/0*	1964
GINN, Hubie	RB	29	Florida A&M	18/0	1976-78
GIORDANO, Matt	DB	27	California	31/22	2011-12
GIPSON, Tom	DT	73	North Texas State	4/0*	1971
GLENNON, Mike	QB	7	North Carolina State	2/0*	2019
GLOVER, Andrew	TE	87	Grambling	93/32	1991-96
GLOVER, La Roi	DT	92	San Diego State	2/0	1996
GOETHEL, Travis	LB	50	Arizona State	16/0	2010-12
GOGAN, Kevin	G	66	Washington	48/48	1994-96
GOLDSTEIN, Alan	WR	81	North Carolina	14/10	1960
GOLIC, Bob	DT	79	Notre Dame	57/53	1989-92
GOLTZ, Rick	DE	14	Simon Fraser	1/1	1987
GOOD, Denzelle	G	69,71	Mars Hill	35/23	2018-21
GOODLOW, Darryl	LB	90	Oklahoma	2/2	1987
GOODSON, Mike	RB	25	Texas A&M	12/0	2012
GORDON, Alex	LB	55	Cincinnati	10/0	1990
GORDON, Darrien	DB	23	Stanford	29/2	1999-00,02
GORDON, Richard	TE	82	Miami (Fla.)	27/2	2011-12
GOSSETT, Jeff	P	6, 7	Eastern Illinois	140/0	1988-96
GRADDY, Sam	WR	85	Tennessee	35/1	1990-92
GRADKOWSKI, Bruce	QB	5	Toledo	13/8	2009-10
GRAHAM, Aaron	C	68	Nebraska	14/0	2001
GRAHAM, Derrick	G	74	Appalachian State	12/12	1998
GRANT, DeLawrence	DE-LB	95,99,59	Oregon State	49/27	2001-05
GRANT, Ryan	WR	19	Tulane	2/1	2019
GRASU, Hroniss	C-G	65	Oregon	4/1	2022
GRAVES, Rory	T	60	Ohio State	49/45	1988-91
GRAYSON, Dave	DB	45	Oregon	84/42	1965-70
GREEN, Charlie	QB	12	Wittenberg	14/-*	1966
GREEN, Chaz	G	65	Florida	4/1	2018
GREEN, Cornell	T	74	Central Florida	38/38	2007-09
GREENWOOD, David	DB	41	Wisconsin	2/0	1988
GRIFFITH, Justin	RB	36	Mississippi State	23/14	2007-08
GRIMES, Phil	DE	97	Central Missouri	2/0	1987
GROVE, Jake	C-G	64	Virginia Tech	54/46	2004-08
GROVES, Quentin	LB	52	Auburn	31/15	2010-11
GUIDRY, Javelin	DB	31	Utah	4/0	2022
GUNHEIM, Greyson	DE	97	Washington	3/0	2008-09
GURODE, Andre	C-G	64	Colorado	10/4	2013
GUTIERREZ, Sebastian	T	70	Minot State	1/0	2022
GUY, Louie	DB	22	Mississippi	6/0	1964
GUY, Ray	K	8	Southern Miss.	207/0	1973-86

- H -

HADLEY, Spencer	LB	50	BYU	2/0	2014
HAGAN, Derek	WR	80,10	Arizona State	20/4	2011,12
HAGBERG, Roger	RB	30	Minnesota	68/14*	1965-69
HALL, DeAngelo	DB	23	Virginia Tech	8/8	2008
HALL, Leon	DB	29	Michigan	10/4	2018
HALL, P.J.	DT	92	Sam Houston St.	30/18	2018-19
HALL, Tim	RB	45	Robert Morris	18/0	1996-97
HALL, Tyler	DB	37	Wyoming	7/3	2022
HALL, Willie	LB	39	USC	46/39	1975-78
HAMILTON, Antonio	DB	32	South Carolina St.	12/0	2016-17
HAMILTON, Bobby	DE	98	Southern Miss.	30/28	2004-05
HANKINS, Johnathan	DT	90	Ohio State	66/61	2018-22
HANNAH, Charley	G	73	Alabama	71/65	1983-88
HANSON, Joselio	DB	23	Texas Tech	16/5	2012
HARDEN, Mike	DB	45	Michigan	30/27	1989-90

HARDMAN, Cedrick	DE	86	North Texas State	32/0	1980-81
HARDY, Charles	WR	82	San Jose State	33/13*	1960-62
HARDY, David	K	4	Texas A&M	2/0	1987
HARKEY, Lance	DB	24	Illinois	2/0	1987
HARLOW, Pat	T	75,77	USC	31/30	1996-98
HARMON, Duron	DB	30	Rutgers	17/16	2022
HARRIS, Dwayne	WR-RS	17	East Carolina	18/1	2018-19
HARRIS, Erik	DB	41,25	California (Pa.)	61/29	2017-20
HARRIS, James	DE	93	Temple	32/32	1998-99
HARRIS, John	DB	29	Santa Monica J.C.	28/11*	1960-61
HARRIS, Johnnie	DB	37,44	Mississippi State	35/7	1999-01
HARRIS, Kwame	T	77	Stanford	14/11	2008
HARRIS, Napoleon	LB	58	Northwestern	45/38	2002-04
HARRIS, Shelby	DE	75	Illinois State	8/0	2014-15
HARRISON, Dwight	DB	82	Texas A&I	3/0	1980
HARRISON, Nolan	DT-DE	74	Indiana	82/55	1991-96
HARRISON, Rob	RB	28	Sacramento State	2/1	1987
HART, Harold	RB	23,34	Texas Southern	29/4	1974-75,78
HART, Roy	DT	61	South Carolina	1/0	1991
HARVEY, Jim	G	70	Mississippi	78/39	1966-71
HARVEY, Richard	LB	52	Tulane	31/31	1998-99
HASSELBECK, Don	TE	87	Colorado	14/0	1983
HASTY, James	DB	34	Washington State	1/0	2001
HATCHER, Keon	WR	14	Arkansas	3/0	2018
HAWKINS, Clarence	RB	26	Florida A&M	7/0	1979
HAWKINS, Frank	RB	27	Nevada	88/34	1981-87
HAWKINS, Mike	LB	57	Texas A&I	3/0	1982
HAWKINS, Wayne	G	65	Pacific	136/40*	1960-70
HAWTHORNE, Anttaj	DT	77	Wisconsin	18/0	2005-06
HAYDEN, DJ	DB	25	Houston	45/25	2013-16
HAYES, Lester	DB	37	Texas A&M	149/134	1977-86
HAYNES, Mike	DB	22	Arizona State	87/72	1983-89
HAYWARD Jr., Casey	DB	29	Vanderbilt	17/17	2021
HEATH, Jeff	DB	38	Saginaw Valley St.	13/5	2020
HEENEY, Ben	LB	51,50	Kansas	19/5	2015-16
HEINRICH, Don	QB	11	Washington	1/1	1962
HELM, Daniel	TE	86	Duke	9/1	2021
HELU Jr., Roy	RB	26	Nebraska	9/0	2015
HENDERSON, John	DT	79	Tennessee	22/5	2010-11
HENDERSON, Mario	T	75	Florida State	44/28	2007-10
HENDRICKS, Ted	LB	83	Miami (Fla.)	131/122	1975-83
HERMANN, Dick	LB	49	Florida State	14/-*	1965
HEROCK, Ken	TE	84,86	West Virginia	54/-*	1963-65,67
HERRON, Justin	T	71	Wake Forest	1/0	2022
HESTER, Jessie	WR	84	Florida State	39/18	1985-87
HESTER, Treyvon	DT	90	Toledo	14/1	2017
HETHERINGTON, Chris	RB	44	Yale	19/3	2003-04
HEYER, Stephon	T	75	Maryland	12/2	2011
HEYWARD-BEY, Darrius	WR	12,85	Maryland	56/53	2009-12
HIGGINS, Johnnie Lee	WR	15	UTEP	60/11	2007-10
HIGHSMITH, Don	RB	32	Michigan State	30/4	1970-72
HILGER, Rusty	QB	12	Oklahoma State	11/5	1985-87
HILL, Greg	DB	36	Oklahoma State	2/2	1987
HILL, Kenny	DB	48	Yale	34/0	1981-83
HILL, Madre	RB	23	Arkansas	2/0	2002
HILL, Renaldo	CB	22	Michigan State	16/13	2005
HILL, Rod	DB	38	Kentucky State	4/3	1987
HINTON, Marcus	TE	85	Alcorn State	2/0	1995-96
HIPP, I.M	RB	20	Nebraska	1/0	1980
HOBBS, Daryl	WR	80	Pacific	45/4	1993-96
HOBBS, Nate	DB	39	Illinois	27/20	2021-22
HOBERT, Billy Joe	QB	9	Washington	12/5	1995-96
HOISINGTON, Al	WR	84	Pasadena J.C.	9/1	1960
HOLLAND, Jamie	WR	82	Ohio State	32/0	1990-91
HOLLAND, Jonathan	WR-DB	10,23	Louisiana Tech	17/0	2008-09
HOLLAS, Donald	QB	12	Rice	12/6	1997-98
HOLLINS, Mack	WR	10	North Carolina	17/16	2022
HOLLISTER, Jacob	TE	88	Wyoming	3/0	2022

ALL-TIME RAIDERS

HOLLOWAY, Brian	G-T	76	Stanford	14/8	1987-88
HOLMBERG, Rob	LB	57	Penn State	61/1	1994-97
HOLMES, Andre	WR	18	Hillsdale	58/20	2013-16
HOLMES, Lester	G	71	Jackson State	15/15	1997
HOLTON, Johnny	WR	16	Cincinnati	32/1	2016-18
HOOD, Elijah	RB	34	North Carolina	1/0	2017
HOPKINS, Jerry	LB	52	Texas A&M	5/-*	1968
HORSTED, Jesper	TE	80	Princeton	15/0	2022
HORTON, Ethan	RB-TE	23,88	North Carolina	84/65	1987,89-93
HOSKINS, Derrick	DB	20	Southern Miss.	60/38	1992-95
HOSTETLER, Jeff	QB	15	West Virginia	55/55	1993-96
HOUSHMANDZADEH, T.J.	WR	84	Oregon State	9/0	2011
HOUSTON, Lamarr	DE	99	Texas	64/60	2010-13
HOWARD, Austin	G-T	77	Northern Iowa	40/39	2014-16
HOWARD, Desmond	WR-KR	80	Michigan	30/1	1997-98
HOWARD, Thomas	LB	53	UTEP	76/62	2006-10
HOYING, Bobby	QB	14	Ohio State	6/0	1999-01
HUBBARD, Marv	RB	39,44	Colgate	90/58	1969-75
HUDDLESTON, John	LB	57	Utah	27/0	1978-79
HUDSON, Bob	RB	36	NE Oklahoma	28/0	1973-74
HUDSON, Rodney	C	61	Florida State	92/92	2015-20
HUFF, Michael	DB	24	Texas	108/93	2006-12
HULSEY, Corey	G-T	71	Clemson	24/5	2003-06
HUMM, David	QB	11	Nebraska	76/0	1975-79,83-84
HUNLEY, Ricky	LB	98	Arizona	23/1	1989-90
HUNTER, Jason	DE	93	Appalachian State	13/10	2013
HUNTLEY, Kevin	DE	94	Kansas State	6/0	2006
HURST, Maurice	DT	73	Michigan	40/17	2018-20
HUSTED, Michael	K	5	Virginia	13/0	1999

- I -

IHENACHO, Carl	LB	53	San Jose State	3/0	2012
INCOGNITO, Richie	G	64	Nebraska	14/14	2019-20
INGOLD, Alec	RB	45	Wisconsin	41/11	2019-21
IOANE, Junior	DT	92	Arizona State	9/0	2000-02
IRONS, Gerald	LB	86	Maryland State	77/56*	1970-75
IRONS, Grant	DE	96	Notre Dame	26/4	2003-06
IRVIN, Bruce	LB	51	West Virginia	40/38	2016-18
IRVING, David	DL	95	Iowa State	2/0	2020
ISMAIL, Raghib	WR	86	Notre Dame	45/15	1993-95

- J -

JACKSON, Bo	RB	34	Auburn	38/23	1987-90
JACKSON, Bobby	RB	32	New Mexico State	8/-*	1964
JACKSON, Brandon	DL	98	Texas Tech	3/0	2016
JACKSON, DeSean	WR	1	California	9/4	2021
JACKSON, Gabe	G	66	Mississippi State	100/99	2014-20
JACKSON, Grady	DT	90	Knoxville	67/32	1997-01
JACKSON, Leonard	LB	91	Oklahoma State	1/1	1987
JACKSON, Monte	DB	42	San Diego State	65/37	1978-82
JACKSON, Richard	LB	32	Southern	5/0	1966
JACKSON, Steve	DB	42	Louisiana State	6/0	1977
JACKSON, Victor	DB	49	Bowie State	2/0	1987
JACOBS, Josh	RB	28	Alabama	60/59	2019-22
JACOBS, Proverb	T	77	California	20/0	1963-64
JAEGER, Jeff	K	18	Washington	107/0	1989-95
JAGIELSKI, Harry	DT	70	Indiana	8/-*	1961
JAKOWENKO, George	K	6	Syracuse	6/0	1974
JAMES, Andre	C	68	UCLA	60/33	2019-22
JAMES, Cory	LB	57	Colorado State	26/14	2016-17
JAMES, Tory	DB	20	LSU	46/16	2000-02
JANIKOWSKI, Sebastian	K	11	Florida State	268/0	2000-17
JASPER, Ed	DT	95	Texas A&M	15/1	2005
JEFFERSON, Quinton	DT	77	Maryland	17/17	2021
JELACIC, Jon	DE	88	Minnesota	35/-*	1961-64
JENKINS, Greg	WR	10	Alabama State	6/0	2013
JENKINS, Mike	DB	21	South Florida	15/15	2013
JENKINS, Robert	T	64	UCLA	35/23	1994-96
JENKINS, Ronney	RB-KR	27	Northern Arizona	7/0	2003
JENNINGS, Brandon	DB	39	Texas A&M	20/0	2000-02

ALL-TIME RAIDERS

JENNINGS, Rashad	RB	27	Liberty	15/8	2013
JENNINGS, Rick	WR	33	Maryland	13/0	1976-77
JENSEN, Derrick	RB-TE	31	Texas Arlington	106/22	1979-86
JETT, James	WR	82	West Virginia	140/75	1993-02
JIMERSON, A.J	LB-DE	58	Norfolk State	17/0	1990-91
JOHNSON, Chris	DB	37	Louisville	59/29	2007-11
JOHNSON, Derrick	LB	56	Texas	6/1	2018
JOHNSON, Eric	LB-DB	41	Nebraska	55/2	2000-03
JOHNSON, Isaiah	DB	31	Houston	19/0	2019-20
JOHNSON, Jakob	RB	45	Tennessee	17/9	2022
JOHNSON, Kevin	DT	98	Texas Southern	15/0	1997
JOHNSON, Monte	LB	58	Nebraska	99/69	1973-80
JOHNSON, Rob	QB	7	USC	2/0	2003
JOHNSON, Teyo	TE	82	Stanford	24/6	2003-04
JOHNSON, Tim	LB	51	Youngstown St.	50/4	2002-05
JOHNSON, Tyrone	WR	17.1	Oklahoma State	7/0	2021-22
JOHNSON, Shelton	DB	42	Wisconsin	4/0	2013
JOHNSTON, Mark	DB	N/A	Northwestern	1/0*	1964
JOHNSTONE, Lance	DE	51	Temple	87/57	1996-00,06
JOLLEY, Doug	TE	88	BYU	47/25	2002-04
JONES, Calvin	RB	27,44	Nebraska	15/0	1994-95
JONES, Chandler	DE	55	Syracuse	15/15	2022
JONES, David	TE	82	Delaware State	16/0	1992
JONES, Datone	DL	95	UCLA	1/0	2020
JONES, Horace	DE	82	Louisville	70/57	1971-75
JONES, James	WR	89	San Jose State	16/10	2014
JONES, Jim	LB	32	Washington	1/0*	1961
JONES, Mike	LB	52	Missouri	98/34	1991-96, 02
JONES, Sean	DE	99	Northeastern	59/32	1984-87
JONES IV, Sidney	DB	31	Washington	5/1	2022
JONES, Taiwan	RB-DB	22	Eastern Wash.	66/0	2011-16
JONES, Willie	DE	90	Florida State	40/3	1979-82
JONES, Zay	WR	12.7	East Carolina	43/18	2019-21
JONES-DREW, Maurice	RB	21	UCLA	12/1	2014
JONES-SMITH, Jaryd	T	72	Pittsburgh	3/0	2020
JORDAN, Dion	DE	95	Oregon	7/0	2019
JORDAN, LaMont	RB	34	Maryland	35/29	2005-07
JORDAN, Randy	RB	28	North Carolina	88/2	1993,98-02
JORDAN, Shelby	T	64,74	Washington (Mo.)	56/5	1983-86
JOSEPH, Karl	DB	42	West Virginia	49/41	2016-19
JOSEPH, William	DT	96,94	Miami (Fla.)	14/0	2008-09
JOYNER, Lamarcus	DB	29	Florida State	28/17	2019-20
JOYNER, L.C	DB	46	Diablo Valley J.C	2/0	1960
JUNKIN, Trey	LS	87,89	Louisiana Tech	69/2	1985-89,96

- K -

KASA, Nick	TE	88	Colorado	16/1	2013
KAUFMAN, Napoleon	RB	26	Washington	91/46	1995-00
KEATING, Tom	DT	74	Michigan	70/59	1966-72
KELLY, Joe	LB	57	Washington	16/14	1993
KELLY, Tommy	DT	93	Mississippi State	129/117	2004-12
KENNEDY, Lincoln	T	72	Washington	121/119	1996-03
KENT, Greg	T	73	Utah	7/0	1966
KEY, Arden	DE	99	LSU	37/10	2018-20
KEYES, Bob	RB	24	San Diego	4/-*	1960
KIDD, Carl	DB	46	Arkansas	29/0	1995-96
KIMMEL, Jamie	LB	59	Syracuse	31/0	1986-88
KING, Emanuel	LB	92	Alabama	16/3	1989
KING, Joe	DB	31	Oklahoma State	16/2	1995
KING, Kenny	RB	33	Oklahoma	85/67	1980-85
KING, Linden	LB	52	Colorado State	56/34	1986-89
KING, Marquette	P	7	Fort Valley State	80/0	2013-17
KINLAW, Reggie	DT	62	Oklahoma	68/52	1979-84
KIRBY, Terry	RB	42	Virginia	19/0	2000-02
KIRKLAND, Denver	G	79	Arkansas	8/4	2016-18
KLEIN, Dick	T	70	Iowa	28/-*	1963-64
KLINGER, David	QB	7	Houston	2/0	1996-97
KNIGHT, Marcus	WR	83	Michigan	21/2	2001-02
KOCH, Pete	DE	74	Maryland	4/0	1989

ALL-TIME RAIDERS

KOCUREK, Dave	TE	88	Wisconsin	17/1*	1967-68
KOEGEL, Warren	C	56	Penn State	1/0	1971
KOONCE, Malcolm	DE	51	Buffalo	22/0	2021-22
KORVER, Kelvin	DT	71	Northwestern (Iowa)	24/1	1973-77
KOWALCZYK, Walt	RB	35	Michigan State	4/-*	1961
KOY, Ted	TE	38	Texas	14/0	1970
KRAKOSKI, Joe	DB	27	Illinois	51/2*	1963-66
KRUSE, Bob	G	62	Wayne State	25/-*	1967-68
KUNZ, Terry	RB	34	Colorado	7/0	1976-77
KWALICK, Ted	TE	88,89	Penn State	25/0	1975-77
KWIATKOSKI, Nick	LB	44	West Virginia	20/12	2020-21
KYSAR, Jeff	T	79	Arizona State	1/0	1995-96

- L -

LACHEY, Jim	T	74	Ohio State	1/1	1988
LaFELL, Brandon	WR	19	LSU	6/5	2018
LAMBERT, Keenan	DB	32	Norfolk State	5/0	2015
LAMONICA, Daryle	QB	3	Notre Dame	95/84	1967-74
LAMUR, Emmanuel	LB	54	Kansas State	9/4	2018
LAND, Dan	DB	25	Albany State	137/5	1989-97
LANGI, Harvey	LB	56	BYU	2/2	2022
LANIER, Ken	T	79	Florida State	2/2	1993
LARSCHIED, Jack	RB	23	Pacific	16/8*	1960-61
LARSON, Paul	QB	12	California	1/0	1960
LASKEY, Bill	LB	42	Michigan	53/37	1966-70
LASSITER, Issac	DE	77	St. Augustine	70/69	1965-69
LATHAM, Darius	DT	75	Indiana	17/2	2016-17
LATHAN, Greg	WR	81	Cincinnati	3/0	1987
LAWRENCE, Henry	T	70	Florida A&M	187/148	1974-86
LAWRENCE, Larry	QB	13	Iowa	8/2	1974-75
LAWSON, Nevin	DB	26	Utah State	25/13	2019-20
LAWTON, Luke	RB	44	McNeese State	29/10	2008-09
LEATHERWOOD, Alex	G-T	70	Alabama	17/17	2021
LEAVITT, Dallin	DB	32	Utah State	42/1	2018-21
LECHLER, Shane	P	9	Texas A&M	206/0	2000-12
LEE, Marquel	LB	55,52	Wake Forest	45/19	2017-19, 21
LEE, Pat	DB	26	Auburn	8/7	2012
LEE, ReShard	RB	42	MTSU	16/3	2006
LEE, Zeph	RB-DB	40	USC	23/7	1987-89
LEINART, Matt	QB	7	USC	2/0	2012
LEKKERKERKER, Brad	T	75	UC Davis	1/0	2005
LELIE, Ashley	WR	87	Hawaii	13/6	2008
LEONHARDT, Brian	TE	87	Bemidji State	12/3	2014
LEVITT, Chad	RB	31	Cornell	10/2	1997
LEWIS, Albert	DB	29	Grambling	75/60	1994-98
LEWIS, Bill	C-G	51	Nebraska	26/20	1986-89
LEWIS, Garry	DB	21	Alcorn State	28/7	1990-91
LEWIS, Harold	RB	21	Houston	11/-*	1962
LILES, Alva	DT	60	Boise State	2/0	1980
LITTLETON, Cory	LB	42	Washington	31/27	2020-21
LIUGET, Corey	DT	94	Illinois	3/0	2019
LLOYD, Doug	RB	37	North Dakota St.	1/0	1991
LOCKETT, Wade	WR	87	Cal State-Fullerton	2/0	1987
LOCKLIN, Billy Ray	G	73	New Mexico St.	2/2	1960
LOFTON, Curtis	LB	50	Oklahoma	16/9	2015
LOFTON, James	WR	80	Stanford	28/28	1987-88
LONG, Howie	DE-DT	75	Villanova	179/151	1981-93
LOPER, Daniel	G	60	Texas Tech	10/4	2010
LOSMAN, J.P.	QB	7	Tulane	1/0	2009
LOTT, Billy	RB	31	Mississippi	14/12	1960
LOTT, Ronnie	DB	42	USC	32/32	1991-92
LOUDERBACK, Tom	LB	60	San Jose State	28/13*	1960-61
LOVE, Clarence	DB	38	Toledo	24/3	2002-03
LUANI, Shalom	DB	26	Washington State	16/1	2017
LUMPKIN, Ricky	DL	77,93	Kentucky	6/0	2013-14
LYNCH, Lorenzo	DB	43	Sacramento State	31/16	1996-97
LYNCH, Marshawn	RB	24	California	21/21	2017-18
LYONS, Lamar	DB	23	Washington	6/0	1996

- M -

MABIN, Dylan	DB	37	Fordham	1/0	2020
MACK, Khalil	LB	52	Buffalo	64/64	2014-17
MacKINNON, Jacque	TE	37	Colgate	4/2	1970
MACON, Ed	DB	28	Pacific	14/14	1960
MADSEN, John	TE	85	Utah	35/4	2006-08
MADY, Lamar	G	63	Youngstown St.	7/0	2013
MAGNUSON, Erik	C	62	Michigan	2/0	2019-20
MAIAVA, Kaluka	LB	50	USC	13/3	2013-14
MANN, Errol	K	14	North Dakota	37/0	1976-78
MANOUKIAN, Don	G	67	Stanford	14/14	1960
MANUEL, EJ	QB	3	Florida State	2/1	2017
MARINOVICH, Marv	G	68	USC	1/0	1965
MARINOVICH, Todd	QB	12	USC	8/8	1991-92
MARIOTA, Marcus	QB	8	Oregon	11/0	2020-21
MARSH, Curt	G	60	Washington	45/29	1981-86
MARTEN, James	T	69	Boston College	1/0	2008
MARTIN, Doug	RB	28	Boise State	16/9	2018
MARTIN, Nick	C	66	Notre Dame	17/0	2021
MARTIN, Rod	LB	53	USC	165/147	1977-88
MARTIN, Tee	QB	17	Tennessee	2/0	2003
MARTINEZ, Blake	LB	54	Stanford	4/2	2022
MARTINI, Rich	WR	89	UC Davis	32/5	1979-80
MARVIN, Mickey	G	65	Tennessee	120/108	1977-87
MARYLAND, Russell	DT	67,97	Miami (Fla.)	63/63	1996-99
MASON, Lindsey	T	71	Kansas	43/3	1978-81
MASTERSON, Luke	LB	59	Wake Forest	17/7	2022
MASTRUD, Jeron	TE	85	Kansas State	16/12	2013
MATSOS, Arch	LB	56	Michigan State	40/-*	1963-65
MATTHEWS, Ira	RB-WR	43	Wisconsin	37/0	1979-81
MATUSZAK, John	DE-DT	72	Tampa	87/72	1976-82
MAURO, Josh	DE	97	Stanford	13/7	2019
MAXWELL, Tom	DB	42	Texas A&M	28/0	1971-73
MAYBERRY, Doug	RB	33	Utah State	2/0	1963
MAYOWA, Benson	DE	95,91	Idaho	43/3	2014-15,19
MAYS, Taylor	DB	27	USC	14/5	2015
McCALL, Joe	RB	43	Pittsburgh	3/0	1984
McCALLUM, Napoleon	RB	34,41	Navy	74/6	1986,90-94
McCANN, Bryan	DB	32	SMU	7/0	2011
McCANTS, Matt	T	73	UAB	28/3	2013-16
McCARRON, AJ	QB	2	Alabama	2/0	2018
McCLAIN, Rolando	LB	55	Alabama	41/38	2010-12
McCLAIN, Terrell	DT	93	South Florida	3/0	2019
McCLANAHAN, Randy	LB	57	SW Louisiana	45/24	1977,80-82
McCLOUGHAN, Kent	DB	47	Nebraska	67/46*	1965-70
McCOLL, Milt	LB	56	Stanford	15/0	1988
McCOWN, Josh	QB	12	Sam Houston St.	9/9	2007
McCOY, Gerald	DT	93	Oklahoma	1/0	2021
McCOY, Larry	LB	90	Lamar	4/0	1984
McCOY, Mike	DT	76	Notre Dame	29/3	1977-78
McCRANE, Matt	K	3	Kansas State	3/0	2018
McCRAY, Demetrius	DB	25	Appalachian State	3/0	2017
McDANIEL, Terry	DB	36	Tennessee	143/137	1988-97
McDONALD, Clinton	DL	97	Memphis	15/1	2018
McDONALD, Dewey	DB	35	California (Pa.)	1/0	2015
McDONALD, Dexter	DB	21,23	Kansas	27/6	2015-17
McDONALD, Tevin	DB	37	Eastern Wash.	4/0	2015
McELROY, Reggie	G-T	77	West Texas State	32/17	1991-92
McELROY, Vann	DB	26	Baylor	101/88	1982-90
McFADDEN, Darren	RB	20	Arkansas	83/63	2008-14
McFADDEN, Marshall	LB	54	South Carolina St.	4/0	2013
McFADDEN, Walter	CB	22	Auburn	4/0	2010
McFARLANE, Nyle	DE	26	BYU	13/2	1960
McFOY, Chris	WR	14	USC	3/0	2007
McGEE, Stacy	DT	92	Oklahoma	51/18	2013-16
McGILL II, Keith	DB	39	Utah	54/3	2014-17
McGLOCKTON, Chester	DT	91	Clemson	90/80	1992-97
McGLOIN, Matt	QB	14	Penn State	13/7	2013-16

ALL-TIME RAIDERS

McKENZIE, Reggie	LB	54	Tennessee	58/40	1985-88
McKINNEY, Odis	DB	23	Colorado	85/19	1980-86
McLEMORE, Chris	RB	20	Arizona	10/0	1987-88
McMATH, Herb	DT	61	Morningside	14/0	1976
McMILLAN, Raekwon	LB	54	Ohio State	16/4	2020
McMILLEN, Dan	LB	92	Colorado	1/0	1987
McMILLIN, Jim	DB	45	Colorado State	15/0	1963-64
McMURTRY, Chuck	DT	73	Whittier	25/0	1962-63
McQUISTAN, Paul	G	79	Weber State	35/12	2006-09
McRAE, Charles	T	73	Tennessee	13/1	1996
MEDLIN, Dan	G	68,79	North Carolina St.	48/4	1974-76,79
MELIFONWU, Obi	DB	20	Connecticut	5/1	2017
MENDENHALL, Terry	LB	54	San Diego State	17/0	1971-72
MERCER, Mike	K	10	Northern Arizona	44/-*	1963-66
MEREDITH, Jordan	G	61	Western Kentucky	1/0	2022
MERRILL, Mark	LB	52	Minnesota	2/0	1984
MELVIN, Rashaan	DB	22	Northern Illinois	14/7	2018
MICKELL, Darren	DE	98	Florida	1/0	2001
MICKENS, Terry	WR	85	Florida A&M	32/5	1998-00
MIDDLETON, Frank	G	73	Arizona	46/42	2001-04
MILLEN, Matt	LB	55	Penn State	133/127	1980-88
MILLER, Alan	RB	37	Boston College	56/-*	1961-63,65
MILLER, Bill	WR	89	Miami (Fla.)	38/14*	1964,66-68
MILLER, Justin	DB	22	Clemson	8/0	2008-09
MILLER, Kolton	T	77,74	UCLA	79/79	2018-22
MILLER, Nick	WR	89	Southern Utah	11/0	2010-11
MILLER, Zach	TE	80	Arizona State	62/61	2007-10
MILLS, John Henry	LB-TE	44,87	Wake Forest	21/0	1997-98
MINCY, Charles	DB	22	Washington	16/6	1999
MINGO, Gene	K	21	None	21/-*	1964-65
MIRALDI, Dean	G	64	Utah	10/10	1987
MIRER, Rick	QB	3	Notre Dame	9/8	2002-03
MIRICH, Rex	DT	78, 87	Northern Arizona	42/-*	1964-66
MISCHAK, Bob	TE-G	67, 87	Army	35/0*	1963-65
MITCHELL, Mike	DB	34	Ohio	61/9	2009-12
MITCHELL, Tom	TE	82	Bucknell	14/7	1966
MIX, Ron	T	77	USC	12/4	1971
MOEHRIG, Tre'veon	DB	25	TCU	32/30	2021-22
MOFFETT, Tim	WR	83	Mississippi	29/1	1985-86
MONTALBO, Mel	DB	22	Utah State	2/0	1962
MONTGOMERY, Cleo	RB-WR	28	Abilene Christian	44/0	1981-85
MONTGOMERY, Tyrone	RB	21	Mississippi	18/6	1993-94
MONTOYA, Max	G	65	UCLA	66/51	1990-94
MOODY, Keith	DB	26	Syracuse	5/0	1980
MOORE, Bob	TE	88	Stanford	70/46	1971-75
MOORE, Damontre'	DE	56	Texas A&M	3/0	2018
MOORE, Denarius	WR	17	Tennessee	51/37	2011-14
MOORE, Manfred	RB	36	USC	1/0	1976
MOORE, Sio	LB	55	Connecticut	26/22	2013-14
MOREAU, Foster	TE	87	LSU	61/34	2019-22
MORANT, Johnnie	WR	19	Syracuse	15/2	2004-06
MORRIS, Chris	C-G	61,51	Michigan State	47/11	2006-09
MORRIS, Riley	DE	55,92	Florida A&M	30/12*	1960-62
MORRISON, Dave	DB	49	SW Texas State	1/0	1968
MORRISON, Kirk	LB	52	San Diego State	80/79	2005-09
MORROW, Nicholas	LB	50	Greenville	62/29	2017-20
MORROW, Tom	DB	35	Southern Miss.	42/-*	1962-64
MORTON, Mike	LB	50	North Carolina	55/17	1995-98
MOSEBAR, Don	C-G-T	72	USC	173/156	1983-94
MOSS, Jarvis	DE	94	Florida	19/1	2010-11
MOSS, Randy	WR	18	Marshall	29/28	2005-06
MOSS, Winston	LB	99	Miami (Fla.)	63/62	1991-94
MOSTARDO, Rich	DB	27	Kent State	5/0	1962
MRAZ, Mark	DE	97	Utah State	22/0	1989
MUELLER, Vance	RB	42	Occidental	73/5	1986-90
MUHAMMAD, Calvin	WR	82	Texas Southern	23/4	1982-83
MUIR, Daniel	DT	97	Kent State	10/1	2013
MULLEN, Trayvon	DB	27	Clemson	37/31	2019-21

ALL-TIME RAIDERS

MUNFORD, Thayer	T	77	Ohio State	17/4	2022
MURANSKY, Ed	G-T	76	Michigan	24/0	1982-84
MURDOCK, Jesse	RB	N/A	California Western	1/0	1963
MURPHY, Louis	WR	18	Florida	41/19	2009-11
MURRAY, Justin	T	71	Cincinnati	2/0	2018
MURRAY, Latavius	RB	28	UCF	45/31	2014-16
MUSTAFAA, Najee	DB	48	Georgia Tech	15/1	1995
MYERS, Brandon	TE	83	Iowa	58/28	2009-12
MYLES, Toby	G-T	70	Jackson State	1/0	2000-01

- N -

NASH, Keyon	DB	42	Albany State	2/0	2004
NASSIB, Carl	DE	94	Penn State	27/5	2020-21
NDUKWE, Chinedum	DB	44	Notre Dame	2/0	2011
NEDNEY, Joe	K	6	San Jose State	3/0	1999
NELMS, Cory	DB	38	Miami (Fla.)	1/0	2012
NELSON, Bob	LB	51	Nebraska	46/43	1980-85
NELSON, J.J.	WR	15	UAB	2/1	2019
NELSON, Jordy	WR	82	Kansas State	15/14	2018
NELSON, Nick	DB	23	Wisconsin	12/3	2018-19
NELSON, Reggie	DB	27	Florida	43/39	2016-18
NEWBERRY, Jeremy	C	62	California	14/14	2007
NEWHOUSE, Marshall	T	73	TCU	14/14	2017
NEWMAN, Anthony	DB	30	Oregon	27/24	1998-99
NGAKOUE, Yannick	DE	91	Maryland	17/17	2021
NICHOLS, Bilal	DT	91	Delaware	17/17	2022
NICKLAS, Pete	T	70	Baylor	14/0*	1962
NIX, Lucas	G	76	Pittsburgh	15/10	2012-13
NIXON, David	LB	56	BYU	3/0	2009
NIXON, Keisean	CB	22	South Carolina	40/2	2019-21
NOBLE, Mike	LB	53	Stanford	1/1	1987
NORRIS, Jim	DT	72	Houston	22/-*	1962-64
NORRIS, Slade	LB	58	Oregon State	4/0	2009
NOVSEK, Joe	DE	71	Tulsa	14/-*	1962
NUGENT, Mike	K	6	Ohio State	3/0	2018

- O -

OATS, Carleton	DT	85	Florida A&M	103/49	1965-72
OGAS, Dave	LB	61	San Diego State	6/0	1968
OGLESBY, Paul	T	74	UCLA	14/12	1960
OLAWALE, Jamize	RB	49	North Texas	77/11	2012-17
OLIVER, Ralph	LB	56	USC	28/16	1968-69
O'MALLEY, Ryan	TE	85	Pennsylvania	1/0	2016
OMAMEH, Patrick	G	78	Michigan	6/0	2020
O'NEAL, Oren	RB	46	Arkansas State	18/1	2007-09
ONWUALU, James	LB	59	Notre Dame	2/0	2020
ONWUASOR, Patrick	LB	48	Portland State	6/0	2021
OSBORNE, Chuck	DT	98	Arizona	22/0	1998-99
OSBORNE, Clancy	LB	81	Arizona State	28/-*	1963-64
ORR, Leon	DT	93	Florida	3/0	2015
OSEMELE, Kelechi	G-T	70	Iowa State	42/42	2016-18
O'STEEN, Dwayne	DB	35	San Jose State	31/12	1980-81
OTTO, Gus	LB	34	Missouri	102/95	1965-72
OTTO, Jim	C	50,00	Miami (Fla.)	210/140	1960-74
OWENS, Burgess	DB	44	Miami (Fla.)	40/40	1980-82

- P -

PALMER, Carson	QB	3	USC	25/24	2011-12
PAPAC, Nick	QB	12	Fresno State	14/-*	1961
PARHAM, Dylan	G-C	66	Memphis	17/17	2022
PARILLI, Babe	QB	10	Kentucky	14/1*	1960
PARKER, Andy	TE	81, 85, 89	Utah	71/11	1984-88, 90
PARKER, Brandon	T	75	North Carolina A&T	54/32	2018-21
PARKER, Ron	DB	36	Newberry	3/0	2011
PARKS, Nate	G-T	71	Stanford	2/0	1999-00
PARRELLA, John	DT	97	Nebraska	37/20	2002-04
PARSONS, Alex	G-C	67	USC	16/1	2012
PASHOS, Tony	T	79	Illinois	12/12	2013
PASTORINI, Dan	QB	7	Santa Clara	5/5	1980
PATTEN, Joel	T	71	Duke	1/0	1991
PATTERSON, Cordarrelle	WR	84	Tennessee	16/2	2017

ALL-TIME RAIDERS

PATTERSON, Elvis	DB	43	Kansas	50/1	1990-93
PATTISON, Mark	WR	89	Washington	2/0	1986
PEAR, Dave	DT	74	Washington	23/19	1979-80
PEARS, Erik	G-T	72	Colorado State	12/4	2009
PEAT, Todd	G	64	Northern Illinois	48/9	1990,92-93
PEETE, Rodney	QB	16	USC	1/0	2000-01
PEKO, Kyle	DT	93	Oregon State	8/0	2022
PENN, Donald	T	72	Utah State	66/66	2014-18
PERRY, Gerald	T	71	Southern	30/30	1993-95
PERRY, Mario	TE	84	Mississippi	3/2	1987
PERRYMAN, Denzel	LB	52	Miami (Fla.)	27/26	2021-22
PETERMAN, Nathan	QB	3	Pittsburgh	2/0	2020-21
PETERS, Volney	DT	79	USC	12/0*	1961
PETERSON, Calvin	LB	54	UCLA	4/0	1982
PHILLIPS, Charles	DB	47	USC	67/23	1975-80
PHILLIPS, Irvin	DB	25	Arkansas Tech	5/0	1983
PHILLIPS, Jess	RB	35	Michigan State	14/2	1975
PHILLIPS, Justin	LB	56	Oklahoma State	4/0	2019
PHILON, Darius	DT	96	Arkansas	11/2	2021
PHILYAW, Charles	DE	77	Texas Southern	44/9	1976-79
PICKEL, Bill	DT-DE	71	Rutgers	121/68	1983-90
PICKENS, Bruce	DB	39	Nebraska	16/1	1995
PIERSON, Shurron	LB	55	South Florida	6/0	2003
PITTS, Frank	WR	85	Southern	13/0	1974
PLUNKETT, Jim	QB	16	Stanford	70/57	1978-86
POLA-MAO, Isaiah	DB	20	USC	11/0	2022
POLING, Quentin	LB	53	Ohio	1/0	2019
POOLE, Tyrone	CB	38	Fort Valley State	12/2	2006
POPE, Marquez	DB	23,49	Fresno State	31/26	2000-01
PORTER, Jerry	WR	84	West Virginia	105/62	2000-07
PORTER, Joe	DB	28	Rutgers	6/1	2011
PORTER, Kerry	RB	31	Washington State	16/0	1989
PORTER, Tracy	DB	23	Indiana	16/16	2013
POWELL, Art	WR	84	San Jose State	56/14*	1963-66
POWELL, Charley	DE	87	None	28/14*	1960-61
POWERS, Warren	DB	20	Nebraska	63/6*	1963-68
PREBOLA, Gene	TE	89	Boston University	14/10	1960
PRICE, Brian	DT	93	Texas-San Antonio	1/1	2018
PRICE, Dennis	DB	20,38	UCLA	17/4	1988-89
PRIOR, Anthony	DB	25	Washington State	4/0	1998
PROUT, Bob	DB	29	Knox College	2/0	1974
PRUITT, Greg	RB	34	Oklahoma	40/0	1982-84
PRYOR, Terrelle	QB	2.6	Ohio State	15/10	2011-13
PYLE, Palmer	G	68	Michigan State	13/1	1966
PYLES, David	T	63	Miami (Ohio)	2/0	1987
- Q -					
QUEEN, Jeff	RB-TE	47	Morgan State	23/0	1972-73
- R -					
RAE, Mike	QB	15	USC	17/3	1976-78
RAGAS, Trey	RB	36	Louisiana	1/0	2021
RAMSEY, Derrick	TE	84	Kentucky	75/15	1978-83
RANKIN, Louis	RB	40	Washington	2/0	2009
RATHMAN, Tom	RB	44	Nebraska	16/16	1994
RAY, Marcus	DB	42	Michigan	8/0	1999
REDMOND, J.R	RB	27	Arizona State	17/1	2003-04
REECE, Marcel	RB	45	Washington	92/67	2008-15
REESE, Archie	DT	74	Clemson	19/1	1982-83
REGENT, Shawn	C	62	Boston College	3/3	1987
REINFELDT, Mike	DB	37	Wisconsin, Mil.	2/0	1976
RENFROW, Hunter	WR	13	Clemson	56/20	2019-22
REYNOLDS, Billy	QB	46	Pittsburgh	6/-*	1960
REYNOLDS, M.C	QB	17	Louisiana State	1/-*	1962
RHODES, Dominic	RB	33	Midwestern St.	10/2	2007
RICE, Floyd	LB	52	Alcorn A&M	23/11	1976-77
RICE, Harold	DE	67	Tennessee State	12/0	1971
RICE, Jerry	WR	80	Mississippi Valley St.	54/51	2001-04
RICE, Ken	T	75	Auburn	28/0	1964-65
RICH, Randy	DB	27	New Mexico	2/0	1978

ALL-TIME RAIDERS

RICHARD, Jalen	RB	30	LSU	87/2	2016-21
RICHARDSON, Jay	DE	98	Ohio State	48/22	2007-09
RIDDICK, Louis	DB	41	Pittsburgh	15/3	1998
RIDDICK, Theo	RB	35	Notre Dame	4/0	2020
RIDDLE, Ryan	LB	57	California	12/0	2005
RIDLEHUBER, Preston	RB	37	Georgia	10/-*	1968
RIEHM, Chris	G	77	Ohio State	21/6	1986-88
RIEVES, Charles	LB	32,48	Houston	23/-*	1962-63
RILEY, Curtis	DB	35	Fresno State	16/3	2019
RILEY Jr., Perry	LB	54	LSU	11/11	2016
RISON, Andre	WR	80	Michigan State	16/0	2000
RITCHIE, Jon	RB	40	Stanford	75/48	1998-02
RIVERA, Hank	DB	23	Oregon State	9/0	1962
RIVERA, Mychal	TE	81	Tennessee	61/15	2013-16
ROACH, Nick	LB	53	Northwestern	16/16	2013-14
ROBBINS, Austin	DT	95	North Carolina	21/0	1994-95,00
ROBBINS, Barret	C	63	Texas Christian	121/105	1995-03
ROBERSON, Bo	WR	40	Cornell	48/-*	1962-65
ROBERTS, Cliff	DT	71	Illinois	10/0	1961
ROBERTS, Seth	WR	10	West Alabama	62/25	2015-18
ROBERTSON, Amik	DB	21	Louisiana Tech	35/9	2020-22
ROBEY-COLEMAN, Nickell	DB	23	USC	2/0	2022
ROBINSON, Greg	RB	28	NE Louisiana	12/12	1993-94
ROBINSON, Jerry	LB	57	UCLA	97/70	1985-91
ROBINSON, Johnny	DT-DE	68	Louisiana Tech	27/16	1981-83
ROBINSON, Ryan	DE	58	Oklahoma State	11/0	2013
ROBSKIE, Terry	RB	35	Louisiana State	24/6	1977-79
ROCHELL, Isaac	DE	95	Notre Dame	1/0	2022
RODERICK, John	WR	41	SMU	11/-*	1968
RODGERS-CROMARTIE, Dom.	DB	45	Tennessee State	7/1	2018
RODRIGUEZ, Mike	DT	74	Alabama	1/0	1987
ROEDEL, Herb	G	61	Marquette	14/0	1961
ROGERS, Carlos	DB	27	Auburn	7/7	2014
ROMANO, Jim	C	52	Penn State	12/2	1982-84
ROMANOWSKI, Bill	LB	53	Boston College	19/19	2002-03
ROSENSTIEL, Bob	TE	89	Eastern Illinois	4/0	1997
ROSS, Brandian	DB	29	Youngstown St.	43/24	2012-14
ROSS, Daniel	DT	93	Northeast Mississippi CC	3/0	2020
ROSS, Jeremy	WR	13	California	6/0	2015
ROTHER, Tim	T-DT	78	Nebraska	20/0	1989-90
ROUTT, Stanford	DB	26	Houston	110/53	2005-11
ROWE, Dave	DT	74	Penn State	39/30	1975-78
RUBKE, Karl	DE	80	USC	4/0	1968
RUCKER, Frostee	DE	98	USC	15/15	2018
RUGGS III, Henry	WR	11	Alabama	20/19	2020-21
RUSSELL, Booker	RB	34	SW Texas State	32/0	1978-79
RUSSELL, Darrell	DT-DE	96	USC	75/65	1997-01
RUSSELL, Gary	RB	22	Minnesota	12/4	2009
RUSSELL, JaMarcus	QB	2	Louisiana State	31/25	2007-09

- S -

SABAL, Ron	T	64	Purdue	28/14	1960-61
SANDS, Terdell	DT	92,90	Tenn.-Chattanooga	75/14	2003-08
SANFORD, Brian	DE-DT	75	Temple	5/1	2013
SANTIAGO, O.J.	TE	83	Kent State	12/7	2003
SAPP, Warren	DT	99	Miami (Fla.)	58/58	2004-07
SATELE, Samson	C	64	Hawaii	46/42	2009-11
SCHAUB, Matt	QB	8	Virginia	11/0	2014
SCHILENS, Chaz	WR	81	San Diego State	44/19	2008-11
SCHMAUTZ, Ray	LB	31	San Diego State	10/0	1966
SCHMITT, Owen	RB	44	West Virginia	13/4	2012
SCHROEDER, Jay	QB	10,13	UCLA	64/57	1988-92
SCHUH, Harry	T	79	Memphis State	84/69	1965-70
SCHWEIGERT, Stuart	DB	30	Purdue	63/42	2004-07
SCOTT, Carey	DB	27,37	Kentucky State	6/0	2002-03
SCOTT, Trevor	DE-LB	91	Buffalo	58/16	2008-11
SEALE, Sam	WR	43,88,23	West. State (Colo.)	61/10	1984-87,92
SEILER, Paul	T	65	Notre Dame	26/1	1971-73
SEYMOUR, Richard	DE-DT	92	Georgia	53/52	2009-12

ALL-TIME RAIDERS

SHABAZZ, Siddeeq	DB	28	New Mexico St.	4/0	2003
SHARPE, David	T	71,68	Florida	24/4	2017-19
SHAUGHNESSY, Matt	DE	77	Wisconsin	51/29	2009-12
SHAW, Glenn	RB	32	Kentucky	14/-*	1963-64
SHAW, Terrance	DB	22	Stephen F. Austin	32/15	2002-03
SHEDD, Kenny	WR	84	Northern Iowa	47/1	1996-99
SHELDON, Brady	LB	43	Ferris State	2/0	2017
SHELL, Art	T	78	Maryland State	207/169*	1968-82
SHEPPARD, Lito	DB	21	Florida	9/7	2011
SHERMAN, Rod	WR	13,23	USC	53/11	1967,69-71
SHIPP, Jackie	LB	58	Oklahoma	3/3	1989
SHIRKEY, George	DT	77	Stephen F. Austin	14/0*	1962
SIANI, Mike	WR	49	Villanova	74/32	1972-77
SIEG, Trent	LS	47	Colorado State	80/0	2018-22
SILBERMAN, Ian	OL	67	Boston College	2/0	2018
SIMMONS, Jordan	G	60	USC	5/0	2021
SIMONSON, Scott	TE	83	Assumption	4/0	2014
SIMPSON, Jack	LB	49,50	Mississippi	30/-*	1962-64
SIMPSON, John	G	76	Clemson	35/21	2020-22
SIMPSON, Willie	RB	20	San Francisco St.	10/-*	1962
SIMS, Barry	G-T	65	Utah	136/119	1999-07
SIMS, Pat	DT	90	Auburn	32/18	2013-14
SISTRUNK, Otis	DE-DT	60	None	98/98	1972-79
SKREPENAK, Greg	T	78	Michigan	36/24	1992-95
SLAUGHTER, Chad	T	78	Alcorn State	43/7	2002-06
SLIGH, Richard	T	73	N. Carolina College	8/0	1967
SLOUGH, Greg	LB	45,58	USC	22/0	1971-72
SMITH, Aldon	LB	99	Missouri	9/7	2015
SMITH, Anthony	DE	94	Arizona	98/50	1991-97
SMITH, Antonio	DT	94	Oklahoma State	16/16	2014
SMITH, Bubba	DE	77	Michigan State	26/25	1973-74
SMITH, Charles	RB	23	Utah	95/65	1968-74
SMITH, Chris	DE	92	Arkansas	7/0	2020
SMITH, Hal	DT	72	UCLA	8/-*	1961
SMITH, Jacquies	DE	93	Missouri	4/0	2018
SMITH, James	RB	32	Compton J.C.	14/2	1960
SMITH, Jim	WR	86	Michigan	6/0	1985
SMITH, Jimmy	RB	29	Elon	7/0	1984
SMITH, Keith	RB	41	San Jose State	16/3	2018
SMITH, Kevin	TE	39,83	UCLA	14/1	1992-94
SMITH, Lee	TE	86	Marshall	51/32	2015-18
SMITH, Malcolm	LB	53	USC	31/30	2015-16
SMITH, Rod	RB	34	Ohio State	3/0	2019
SMITH, Ron	DB	27	Wisconsin	14/0	1974
SMITH, Sean	DB	21	Utah	29/23	2016-17
SMITH, Steve	RB	35	Penn State	103/84	1987-93
SMITH, Sutton	RB	41	Northern Illinois	8/0	2021
SMITH, Travian	LB	53,56	Oklahoma	84/16	1998-04
SMITH, Willie	G-T	63	Michigan	14/0	1961
SMITH, Willie	T	79	East Carolina	9/7	2012
SNEAD IV, Willie	WR	17	Ball State	7/0	2021
SOMMER, Mike	RB	29	George Washington	4/-*	1963
SO'OTO, Vic	LB	54	BYU	4/0	2012
SPENCER, Ollie	G	63	Kansas	14/0	1963
SPENCER, Shawntae	DB	36	Pittsburgh	2/2	2012
SPIVEY, Mike	DB	45	Colorado	9/0	1980
SQUARE, Damion	DT	97	Alabama	8/1	2021
SQUIREK, Jack	LB	58	Illinois	53/8	1982-85
STABLER, Ken	QB	12	Alabama	130/96	1970-79
STALLS, Dave	DT	61	No. Colorado	10/0	1983,85
STARKS, Duane	CB	22	Miami (Fla.)	3/0	2006-07
STEINFORT, Fred	K	4	Boston College	7/0	1976
STEMKE, Kevin	P	10	Wisconsin	2/0	2002
STEPHENS, Rich	G-T	77	Tulsa	29/2	1992-96
STEWART, Jeremy	RB	32	Stanford	17/0	2012-13
STEWART, Joe	WR	80	Missouri	19/0	1978-79
STEWART, Tony	TE	86	Penn State	47/8	2007-09
STIDHAM, Jarrett	QB	3	Auburn	5/2	2022

ALL-TIME RAIDERS

STINCHCOMB, Matt	T	74	Georgia	49/20	1999-03
STONE, Jack	T	75	Oregon	28/0	1961-62
STONE, James	C	62	Tennessee	2/0	2017
STONE, John	WR	86,15	Wake Forest	5/0	2004
STONE, Ron	G	67	Boston College	21/21	2004-05
STONER, Dillon	WR	16	Oklahoma State	6/0	2021
STRACHAN, Steve	RB	39	Boston College	63/4	1985-89
STREATER, Rod	WR	80	Temple	36/19	2012-15
STRIEGEL, Bill	LB	75	Pacific	1/0	1960
STRONG, Darrell	TE	82	Pittsburgh	1/0	2008
STUBBLEFIELD, Dana	DT	94	Kansas	8/6	2003
SVIHUS, Bob	T	76	USC	82/70	1965-70
SWEARINGER, D.J.	DB	21	South Carolina	4/3	2019
SWEENEY, Steve	WR	89	California	14/0	1973
SWILLING, Pat	DE	56	Georgia Tech	48/32	1995-96,98
SWORD, Sam	LB	56	Michigan	10/5	1999
SYLVESTER, Steve	C-G-T	66	Notre Dame	106/31	1975-83

- T -

TALLEY, Stan	K	5	TCU	12/0	1987
TATUM, Jack	DB	31,32	Ohio State	120/120	1971-79
TAUTOLO, John	T	61	UCLA	3/3	1987
TAVECCHIO, Giorgio	K	2	California	16/0	2017
TAVES, Josh	DE	99	Northeastern	24/3	2000-01
TAYLOR, Billy	RB	49	Texas Tech	1/0	1982
TAYLOR, Malcolm	DT	96	Tennessee State	27/6	1987-88
TAYLOR, Travis	WR	19	Florida	1/0	2007
TEAL, Willie	DB	20	Louisiana State	1/0	1987
TEAMER, Roderic	DB	33	Tulane	27/5	2021-22
TERESA, Tony	RB	25	San Jose State	14/8	1960
TERRELL, David	DB	35	Texas-El Paso	16/0	2004
THIGPEN, Marcus	WR	19	Indiana	1/0	2015
THOMAS, Robert	LB	55,94	UCLA	32/11	2006-08
THOMAS, Skip	DB	26	USC	82/56	1972-77
THOMAS, Solomon	DT	92	Stanford	17/0	2021
THOMAS, William	LB	59	Texas A&M	32/31	2000-01
THOMPSON, Kenbrell	WR	85	Cincinnati	12/6	2014
THOMS, Art	DT	80	Syracuse	87/68	1969-76
THORPE, Neiko	DB	31	Auburn	28/2	2014-15
TILLERY, Jerry	DT	90	Notre Dame	8/4	2022
TILLMON, Tony	DB	29	Texas	3/1	1987
TINKER, Carson	LS	46	Alabama	1/0	2021
TODD, Larry	RB	22	Arizona State	57/7*	1965-70
TOLLEFSON, David	DE	58	NW Missouri St.	15/0	2012
TOMLINSON, Eric	TE	82	Texas-El Paso	3/1	2019
TONGA, Manase	RB	41	BYU	11/3	2011
TONGUE, Reggie	S	29	Oregon State	4/1	2005
TOOMAY, Pat	DE	67	Vanderbilt	44/15	1977-79
TOOMER, Korey	LB	54	Idaho	10/0	2015
TORAN, Stacey	DB	30	Notre Dame	72/41	1984-88
TOWNSEND, Greg	DE-LB	93	TCU	174/90	1983-93,97
TOWNSEND, Johnny	P	5	Florida	16/0	2018
TRAWICK, Brynden	DB	41	Troy	15/0	2016
TRAPP, James	DB	37	Clemson	88/26	1993-98
TRASK, Orville	DT	79	Rice	7/0	1962
TREU, Adam	C-G-T	62	Nebraska	155/44	1997-06
TRUAX, Dalton	DT	72	Tulane	14/2	1960
TRUFANT, Desmond	DB	10	Washington	8/1	2021
TRUITT, Olanda	WR	88	Mississippi State	24/0	1996-97
TUCK, Justin	DE	91	Notre Dame	20/17	2014-15
TUIASOPO, Marques	QB	8	Washington	13/2	2001-06,08
TUITELE, Maugaula	LB	50	Colorado State	1/0	2004
TURK, Dan	C	67	Wisconsin	128/23	1989-96
TURNER, DJ	WR	19	Pittsburgh	9/0	2022
TURNER, Eric	DB	29,42	UCLA	32/31	1997-99
TYSON, Richard	G	71	Tulsa	3/0	1966

ALL-TIME RAIDERS

- U -

UPSHAW, Gene	G	63	Texas A&I	217/207	1967-81
UPSHAW, Regan	DE	91	California	37/23	2000-02
URENDA, Herman	WR	39	Pacific	2/0	1963

- V -

VALDEZ, Vernon	DB	25	San Diego	10/-*	1962
VAN DYKE, DeMarcus	DB	23	Miami (Fla.)	14/4	2011
van EEGHEN, Mark	RB	30	Colgate	112/87	1974-81
VANDERDOES, Eddie	DT	94	UCLA	16/13	2017
VANN, Norwood	LB	50	East Carolina	1/0	1988
VAN PELT, Brad	LB	91	Michigan State	25/23	1984-85
VAUGHAN, Ruben	DT-DE	99	Colorado	9/0	1982
VELDHEER, Jared	T-C	68	Hillsdale	53/48	2010-13
VELLA, John	G-T	75	USC	84/48	1972-79
VICKERS, Kendal	DE	91,95	Tennessee	25/2	2020-22
VILLAPIANO, Phil	LB	41	Bowling Green	118/117	1971-79
VOIGHT, Bob	DE	78	Los Angeles State	14/0*	1961

- W -

WADDELL, Michael	DB	32	North Carolina	1/0	2008
WADE, John	C	71	Marshall	5/4	2008
WAKEFIELD, Fred	OL-DL	78	Illinois	7/0	2008
WALFORD, Clive	TE	88	Miami (Fla.)	44/10	2015-17
WALKER, Denard	DB	25	LSU	25/5	2004-05
WALKER, Derrick	TE	86	Michigan	11/3	1999
WALKER, Fulton	DB	41	West Virginia	27/0	1985-86
WALKER, Javon	WR	84	Florida State	11/7	2008-09
WALKER, Langston	T-G	66,70	California	88/50	2002-06,09-10
WALKER, Marquis	DB	38	Southern Missouri	32/7	1998-99
WALKER, Vance	DT	98	Georgia Tech	15/15	2013
WALLACE, Aaron	LB-DE	51,59	Texas A&M	102/35	1990-95,97-98
WALLER, Darren	TE	83	Georgia Tech	56/48	2018-22
WALTER, Andrew	QB	16	Arizona State	15/9	2005-08
WAND, Seth	T	72	NW Missouri St.	1/0	2007-08
WARD, B.J.	DB	28	Florida State	4/0	2007
WARD, Jihad	DL	95	Illinois	21/14	2016-17
WARE, Jeremy	DB	23	Michigan State	8/0	2010
WARE, Jylan	T	69	Alabama State	1/0	2017
WARE, Tim	WR	80	USC	13/0	1989
WARREN, Gerard	DT	61	Florida	44/37	2007-09
WARREN, Jimmy	DB	20,22	Illinois	57/6	1970-74,77
WARZEKA, Ron	DE	78	Montana State	14/3	1960
WASHINGTON, DeAndré	RB	33	Texas Tech	55/5	2016-19
WASHINGTON, Fabian	CB	27	Nebraska	45/28	2005-07
WASHINGTON, Lionel	DB	23,48	Tulane	122/99	1987-94,97
WASHINGTON, Ronnie	LB	91	NE Louisiana	2/2	1987
WASHINGTON, Ted	DT	92	Louisville	32/32	2004-05
WATKINS, Todd	WR	19	BYU	21/1	2008-09
WATSON, Menelik	T	71	Florida State	27/17	2013-16
WATTS, Robert	LB	54	Boston College	2/0	1978
WATTS, Ted	DB	20	Texas Tech	57/22	1981-84
WAYMER, Dave	DB	44	Notre Dame	16/0	1992
WEATHERS, Carl	LB	49	San Diego State	8/0	1970-71
WEAVER, Gary	LB	52	Fresno State	24/0	1973-74
WEBB, J'Marcus	G/T	76	West Texas A&M	16/16	2015
WEBB, Sam	DB	27	Missouri Western State	17/3	2022
WELLS, Warren	WR	81	Texas Southern	56/42	1967-70
WESTBROOKS, Greg	LB	52	Colorado	10/0	1978-81
WHEATLEY, Tyrone	RB	47	Michigan	78/36	1999-03
WHEELER, Dwight	C-T	63,67	Tennessee State	16/1	1984,87-88
WHEELER, Philip	LB	52	Georgia Tech	16/16	2012
WHEELER, Ron	TE	82	Washington	3/1	1987
WHITE, Alberto	DE	96	Texas Southern	8/0	1994
WHITE, Eugene	RB	29	Florida A&M	7/-*	1962
WHITE, Javin	LB	53	UNLV	5/0	2020-21
WHITE, Zamir	RB	35	Georgia	14/0	2022
WHITEHEAD, Tahir	LB	59	Temple	32/32	2018-19
WHITLEY, Curtis	C-G	66	Clemson	15/1	1997
WHITNEY, Isaac	WR	19	USC	2/0	2017

ALL-TIME RAIDERS

WHITTED, Alvis	WR	87	North Carolina St.	66/20	2002-06
WHITTINGTON, Arthur	RB	22	SMU	56/20	1978-81
WILBER, Kyle	LB	58	Wake Forest	46/1	2018-21
WILKERSON, Bruce	G-T	68	Tennessee	107/89	1987-94,98
WILLIAMS, Brock	DB	29	Notre Dame	2/0	2004
WILLIAMS, Dan	DT	90	Tennessee	32/26	2015-16
WILLIAMS, David	WR	19	Illinois	3/2	1987
WILLIAMS, Demise	DB	33	Oklahoma State	1/0	1987
WILLIAMS, Dokie	WR	85	UCLA	74/39	1983-87
WILLIAMS, Harvey	RB-TE	22	LSU	75/40	1994-98
WILLIAMS, Henry	DB	45	San Diego State	16/13	1979
WILLIAMS, Howie	DB	29	Howard	80/38*	1964-69
WILLIAMS, Jamie	TE	88	Nebraska	16/0	1994
WILLIAMS, Jermaine	RB	34	Houston	26/0	1998-99
WILLIAMS, K.D	LB	59	Henderson State	9/8	1999
WILLIAMS, Marcus	TE	85	Washington State	14/0	2002
WILLIAMS, Mike	WR	17	USC	6/1	2007
WILLIAMS, Randal	TE	86	New Hampshire	32/14	2005-06
WILLIAMS, Ricky	DB	25,49	Langston	3/0	1985, 1987
WILLIAMS, Rodney	WR	89	Arizona	6/0	1998-99
WILLIAMS, Roland	TE	86	Syracuse	44/30	2001-02,04
WILLIAMS, Sam	LB	54	Fresno State	84/24	2003-10
WILLIAMS, Tyrell	WR	16	Western Oregon	14/12	2019
WILLIAMS, Willie	DB	49	Grambling	6/-*	1966
WILLIAMSON, Fred	DB	24	Northwestern	56/-*	1961-64
WILLIAMSON, J.R	LB	52	Louisiana Tech	54/28*	1964-67
WILLIS, Chester	RB	38	Auburn	52/0	1981-84
WILLIS, Mitch	DT	98	SMU	38/1	1985-88
WILSON, C.J.	DL	98	East Carolina	20/8	2014-15
WILSON, Gibril	DB	28	Tennessee	16/15	2008
WILSON, Marc	QB	6	BYU	96/50	1980-87
WILSON, Marcus	RB	40	Virginia	1/0	1991
WILSON, Martez	LB	52	Illinois	3/0	2013
WILSON, Nemiah	DB	26,48	Grambling	81/67	1968-74
WILSON, Otis	LB	50	Louisville	1/1	1989
WILSON, Wade	QB	16	East Texas State	5/3	1998-99
WIMBLEY, Kamerion	LB	96	Florida State	32/32	2010-11
WISE, Mike	DE	90	UC Davis	50/27	1986-90
WISNIEWSKI, Stefan	G-C	61	Penn State	61/61	2011-14
WISNIEWSKI, Steve	G	76	Penn State	206/206	1989-01
WITTEN, Jason	TE	82	Tennessee	16/7	2020
WONG, Joe	G-T	77	BYU	2/0	2003
WOOD, Dick	QB	18	Auburn	14/3	1965
WOODEN, Terry	LB	57	Syracuse	16/10	1998
WOODLEY, LaMarr	DE	58	Michigan	6/5	2014
WOODS, Chris	WR	88	Auburn	11/1	1987-88
WOODSON, Charles	DB	24	Michigan	154/151	1998-05,13-15
WOODSON, Rod	DB	26	Purdue	26/26	2002-03
WOODSON-LUSTER, Xavier	LB	56	Arkansas State	14/0	2017
WOOLF, Scott	QB	17	Mt. Union	1/0	1987
WORLEY, Daryl	DB	20,36	West Virginia	28/25	2018-19, 2020
WRIGHT, Alexander	WR	89	Auburn	41/31	1992-94
WRIGHT, K.J.	LB	34	Mississippi State	17/8	2021
WRIGHT, Steve	T	66	Northern Iowa	79/48	1987-93
WRIGHT, Gabe	DT	57	Auburn	2/0	2018
WYATT, Alvin	DB	41	Bethune-Cookman	11/0	1970

- Y -

YA-SIN, Rock	DB	26	Temple	11/9	2022
YOUNG, Sam	T	70	Notre Dame	11/7	2020
YOUNG, Usama	DB	26	Kent State	18/4	2014
YOUSO, Frank	T	78	Minnesota	29/-*	1963-65

- Z -

ZECHER, Rich	T	74	Utah State	14/0	1965
ZEROUJE, Amos	RB	28	West Virginia	15/6	2004
ZOGG, Jon	G	69	Boise State	1/0	1987

*Starts unofficial prior to 1968

Notes: The Raiders All-Time Roster includes all players who have played in at least one regular season game or playoff contest. Games Played/Games Started reflects regular season games only.

ALL-TIME NUMBERS

PLAYER	SCHOOL	POS	YEARS
00			
OTTO, Jim*	Miami (Fla.)	C	1961-74
1			
CURRY, Ronald*	North Carolina	WR	2002
JACKSON, DeSean	California	WR	2021
JOHNSON, Tyron*	Oklahoma State	WR	2022
2			
ARAGUZ, Leo	Stephen F. Austin	P	1996-99
BROOKS, Aaron	Virginia	QB	2006
RUSSELL, JaMarcus	Louisiana State	QB	2007-09
PRYOR, Terrelle*	Ohio State	QB	2013
TAVECCHIO, Giorgio	California	K	2017
McCARRON, AJ	Alabama	QB	2018
CARLSON, Daniel*	Auburn	K	2020-22
3			
AGAJANIAN, Ben	New Mexico	K	1962
LAMONICA, Daryle	Notre Dame	QB	1967-74
GAMACHE, Vince	Cal State-Northridge	K	1987
GEORGE, Jeff	Illinois	QB	1997-98
DALUIJO, Brad	UCLA	K	2001
MIRER, Rick	Notre Dame	QB	2003
FRYE, Charlie	Akron	QB	2009
PALMER, Carson	USC	QB	2011-12
MANUEL, EJ	Florida State	QB	2017
McCRANE, Matt	Kansas State	K	2018
PETERMAN, Nathan	Pittsburgh	QB	2020-21
STIDHAM, Jarrett	Auburn	QB	2022
4			
DePOYSTER, Jerry	Wyoming	K	1971-72
STEINFORT, Fred	Boston College	K	1976
HARDY, David	Texas A&M	K	1987
CARR, Derek	Fresno State	QB	2014-22
5			
BREECH, Jim	California	K	1979
TALLEY, Stan	TCU	K	1987
FORD, Cole	USC	K	1995-97
HUSTED, Michael	Virginia	K	1999
CONWAY, Brett	Penn State	K	2000
COLLINS, Kerry	Penn State	QB	2004-05
GRADKOWSKI, Bruce	Toledo	QB	2009-10
TOWNSEND, Johnny	Florida	P	2018
DEABLO, Divine	Virginia Tech	LB	2021-22
6			
JAKOWENKO, George	Syracuse	K	1974
WILSON, Marc	BYU	QB	1980-87
GOSSETT, Jeff*	Eastern Illinois	P	1988-90
NEDNEY, Joe	San Jose State	K	1999
PRYOR, Terrelle*	Ohio State	QB	2011-12
NUGENT, Mike	Ohio State	K	2018
COLE, A.J.	North Carolina State	P	2019-22
7			
PASTORINI, Dan	Santa Clara	QB	1980
BEUERLEIN, Steve	Notre Dame	QB	1988-89
GOSSETT, Jeff*	Eastern Illinois	P	1991-96
KLINGER, David*	Houston	QB	1997
DAVIS, Greg	The Citadel	K	1998
JOHNSON, Rob	USC	QB	2003
LOSMAN, J.P.	Tulane	QB	2009
BOLLER, Kyle	California	QB	2010-11
LEINART, Matt	USC	QB	2012
KING, Marquette	Fort Valley State	P	2013-17
GLENNON, Mike	North Carolina State	QB	2019
JONES, Zay*	East Carolina	WR	2021
8			
GUY, Ray	SMU	K	1973-86
TUIASOPO, Marques	Washington	QB	2001-06.08
CULPEPPER, Daunte	UCF	QB	2007
CAMPBELL, Jason	Auburn	QB	2010-11
SCHAUB, Matt	Virginia	QB	2014
COOK, Connor*	Michigan State	QB	2016
CARLSON, Daniel*	Auburn	K	2018-19
MARIOTA, Marcus	Oregon	QB	2020-21

9			
HOBERT, Billy Joe	Washington	QB	1995-96
LECHLER, Shane	Texas A&M	P	2000-12
10			
PARILLI, Babe	Kentucky	QB	1960
MERCER, Mike	Northern Arizona	K	1963-66
DICKEY, Eldridge	Tennessee State	WR	1968-71
BAHR, Chris	Penn State	K	1980-88
SCHROEDER, Jay*	UCLA	QB	1992
STEMKE, Kevin	Wisconsin	P	2002
FRANCIS, Carlos	Texas Tech	WR	2004
HOLLAND, Jonathan*	Louisiana Tech	WR-DB	2008
HAGAN, Derek*	Arizona State	WR	2012
JENKINS, Greg	Alabama State	WR	2013
ROBERTS, Seth	West Alabama	WR	2015-18
GAFFORD, Rico*	Wyoming	WR-DB	2019-20
TRUFANT, Marcus	Washington	DB	2021
HOLLINS, Mack	North Carolina	WR	2022
11			
HEINRICH, Don	Washington	QB	1962
EISCHEID, Mike	Upper Iowa	K	1966-71
HUMM, David	Nebraska	QB	1975-79.83-84
EVANS, Vince	USC	QB	1987-95
KLINGER, David*	Houston	QB	1996
JANIKOWSKI, Sebastian	Florida State	K	2000-17
DAVIS, Trevor	California	WR	2019
RUGGS III, Henry	Alabama	WR	2020-21
12			
LARSON, Paul	California	QB	1960
PAPAC, Nick	Fresno State	QB	1961
GALLEGOS, Chon	San Jose State	QB	1962
GREEN, Charlie	Wittenberg	QB	1966
STABLER, Ken	Alabama	QB	1970-79
HILGER, Rusty	Oklahoma State	QB	1985-87
MARINOVICH, Todd	USC	QB	1991-92
HOLLAS, Donald	Rice	QB	1998
GANNON, Rich	Delaware	QB	1999-04
McCOWN, Josh	Sam Houston State	QB	2007
HEYWARD-BEY, Darius*	Maryland	WR	2009
FORD, Jacoby	Clemson	WR	2010-13
BUTLER, Brice*	San Diego State	WR	2014
BRYANT, Martavis	Clemson	WR	2018
JONES, Zay*	East Carolina	WR	2019-20
13			
LAWRENCE, Larry	Iowa	QB	1974-75
SHERMAN, Rod*	USC	WR	1969-71
SCHROEDER, Jay*	UCLA	QB	1988-91
BUCHANAN, William	USC	WR	2006
FIGURS, Yamon	Kansas State	WR	2010
ROSS, Jeremy	California	WR	2015
RENFROW, Hunter	Clemson	WR	2019-22
14			
ENIS, Hunter	TCU	QB	1962
BILETNIKOFF, Fred*	Florida State	WR	1965-66
MANN, Errol	North Dakota	K	1976-78
GOLTZ, Rick	Simon Fraser	DE	1987
HOYING, Bobby	Ohio State	QB	1999-00
McFOY, Chris	USC	WR	2007
McGLOIN, Matt	Penn State	QB	2013-16
HATCHER, Keon	Arkansas	WR	2018
15			
FLORES, Tom	Pacific	QB	1960-61.63-66
RAE, Mike	USC	QB	1976-78
WARE, Tim*	USC	WR	1989
HOSTETLER, Jeff	West Virginia	QB	1993-96
STONE, John*	Wake Forest	WR	2004
HIGGINS, Johnnie Lee	UTEP	WR	2007-10
FLYNN, Matt	LSU	QB	2013
CRABTREE, Michael	Texas Tech	WR	2015-17
NELSON, J.J.	UAB	WR	2019
AGHOLOR, Nelson	USC	WR	2020
16			
BLANDA, George	Kentucky	QB-K	1967-75
PLUNKETT, Jim	Stanford	QB	1979-86
CAMARILLO, Rich	Washington	P	1996
WILSON, Wade	East Texas State	QB	1998
PEETE, Rodney	USC	QB	2001

ALL-TIME NUMBERS

WALTER, Andrew	Arizona State	QB	2006-08	BARTELL, Ron	Howard	DB	2012
HOLTON, Johnny	Cincinnati	WR	2016-18	JENKINS, Mike	South Florida	CB	2013
WILLIAMS, Tyrell	Western Oregon	WR	2019	JONES-DREW, Maurice	UCLA	RB	2014
STONER, Dillon	Oklahoma	WR	2021	McDONALD, Dexter*	Kansas	DB	2015
17				SMITH, Sean	Utah	DB	2016-17
REYNOLDS, M.C	Louisiana State	QB	1962	CONLEY, Gareon*	Ohio State	DB	2018-19
WOOLF, Scott	Mt. Union	QB	1987	SWEARINGER, D.J.	South Carolina	DB	2019
MARTIN, Tee	Tennessee	QB	2003	ROBERTSON, Amik	Louisiana State	DB	2020-22
DWIGHT, Tim	Iowa	WR	2007	22			
WILLIAMS, Mike	USC	WR	2007	CROW, Wayne	California	RB-DB	1960-61
MOORE, Denarius	Tennessee	WR	2011-14	MONTALBO, Mel	Utah State	DB	1962
HARRIS, Dwayne	East Carolina	WR-RS	2018-19	GUY, Louie	Mississippi	DB	1964
SNEAD IV, Willie	Ball State	WR	2021	TODD, Larry	Arizona State	RB	1965-70
JOHNSON, Tyron*	Oklahoma State	WR	2021	WARREN, Jimmy*	Illinois	DB	1977
ADAMS, Davante	Fresno State	WR	2022	WHITTINGTON, Arthur	SMU	RB	1978-81
18				HAYNES, Mike	Arizona State	DB	1983-89
WOOD, Dick	Auburn	QB	1965	CRAIG, Roger	Nebraska	RB	1991
JAEGER, Jeff	Washington	K	1989-95	WILLIAMS, Harvey	LSU	RB-TE	1994-98
MOSS, Randy	Marshall	WR	2005-06	MINCY, Charles	Washington	DB	1999
MURPHY, Louis	Florida	WR	2009-11	SHAW, Terrance	Stephen F. Austin	DB	2002-03
HOLMES, Andre	Hillsdale	WR	2013-16	HILL, Renaldo	Michigan State	CB	2005
COOK, Connor*	Michigan State	QB	2017	STARKS, Duane	Miami (Fla.)	CB	2006
DOSS, Keelan	UC Davis	WR	2019-20	MILLER, Justin	Clemson	DB	2008-09
19				RUSSELL, Gary	Minnesota	RB	2009
DAVIDSON, Cotton	Baylor	QB	1962-68	McFADDEN, Walter	Auburn	CB	2010
WILLIAMS, David	Illinois	WR	1987	JONES, Taiwan	Eastern Wash.	RB-DB	2011-16
MORANT, Johnnie	Syracuse	WR	2004-06	CONLEY, Gareon*	Ohio State	DB	2017
TAYLOR, Travis	Florida	WR	2007	MELVIN, Rashaan	Northern Illinois	DB	2018
WATKINS, Todd	BYU	WR	2008-09	NIXON, Keisean	South Carolina	DB	2019-21
BUTLER, Brice*	San Diego State	WR	2013	ABDULLAH, Ameer	Nebraska	RB	2022
BROWN, Vincent	San Diego State	WR	2014	23			
THIGPEN, Marcus	Indiana	WR	2015	LARSCHIED, Jack	Pacific	RB	1960-61
WHITNEY, Isaac	USC	WR	2017	RIVERA, Hank	Oregon State	DB	1962
LaFELL, Brandon	LSU	WR	2018	DICKINSON, Bo	Southern Miss.	RB	1964
GRANT, Ryan	Tulane	WR	2019	SHERMAN, Rod*	USC	WR	1967
TURNER, DJ	Pittsburgh	WR	2022	SMITH, Charles	Utah	RB	1968-74
20				HART, Harold*	Texas Southern	RB	1978
FULLER, Charles	San Francisco State	RB	1961-62	McKINNEY, Odis	Colorado	DB	1980-86
SIMPSON, Willie	San Francisco State	RB	1962	HORTON, Ethan*	North Carolina	RB-TE	1987
POWERS, Warren	Nebraska	DB	1963-68	CRUDUP, Derrick	Oklahoma	DB	1989-91
ALLEN, Jackie	Baylor	RB	1969	SEALE, Sam*	W. State (Colo.)	WR-DB	1992
WARREN, Jimmy*	Illinois	DB	1970-74	JORDAN, Randy*	North Carolina	RB	1993
COLZIE, Neal*	Ohio State	DB	1976-78	LYONS, Lamar	Washington	RB	1996
HIPP, I.M	Nebraska	RB	1980	WASHINGTON, Lionel*	Tulane	DB	1997
WATTS, Ted	Texas Tech	DB	1981-84	GORDON, Darrien	Stanford	DB	1999-00
CARR, Chetti	NW Oklahoma	WR	1987	POPE, Marquez*	Fresno State	DB	2001
TEAL, Willie	Louisiana State	DB	1987	HILL, Madre	Arkansas	RB	2002
McLEMORE, Chris	Arizona	RB	1987-88	ANDERSON, Marques	UCLA	DB	2004
PRICE, Dennis*	UCLA	DB	1989	CARR, Chris	Boise State	DB	2005-07
HOSKINS, Derrick	Southern Mississippi	DB	1992-95	HALL, DeAngelo	Virginia Tech	DB	2008
CARTER, Perry	Mississippi	DB	1996-98	HOLLAND, Jonathan*	Louisiana Tech	WR-DB	2009
JAMES, Tory	LSU	DB	2000-02	WARE, Jeremy	Michigan State	DB	2010
FARGAS, Justin*	USC	RB	2003-05	VAN DYKE, DeMarcus	Miami (Fla.)	DB	2011
ECHEMANDU, Adimchinobe*	California	RB	2006	HANSON, Joselio	Texas Tech	DB	2012
McFADDEN, Darren	Arkansas	RB	2008-14	PORTER, Tracy	Indiana	DB	2013
ALLEN, Nate	South Florida	DB	2015-16	BROWN, Tarell	Texas	DB	2014
MELIFONWU, Obi	Connecticut	DB	2017	McDONALD, Dexter*	Kansas	DB	2016-17
WORLEY, Daryl*	West Virginia	DB	2018-19	NELSON, Nick	Wisconsin	DB	2018-19
ARNETTE, Damon	Ohio State	DB	2020-21	BOOKER, Devontae	Utah	RB	2020
POLA-MAO, Isaiah	USC	DB	2022	DRAKE, Kenyan	Alabama	RB	2021
21				ROBEY-COLEMAN, Nickell	USC	DB	2022
FLEMING, George	Washington	RB	1961	24			
LEWIS, Harold	Houston	RB	1962	KEYES, Bob	San Diego	RB	1960
DORSEY, Dick	USC	WR	1962	WILLIAMSON, Fred	Northwestern	DB	1961-64
MINGO, Gene	None	K	1964-65	BROWN, Willie	Grambling	DB	1967-78
BIRD, Rodger	Kentucky	DB	1966-68	HARKEY, Lance	Illinois	DB	1987
BRANCH, Cliff	Colorado	WR	1972-85	BROWN, Ron	Arizona State	DB-KR	1990
CALHOUN, Rick	Cal State-Fullerton	WR	1987	BATES, Patrick*	Texas A&M	DB	1994
FELLOWS, Ron	Missouri	DB	1987-88	BROWN, Larry	TCU	DB	1996-97
LEWIS, Garry	Alcorn State	DB	1990-91	WOODSON, Charles	Michigan	DB	1998-05, 13-15
MONTGOMERY, Tyrone	Mississippi	RB	1993-94	HUFF, Michael	Texas	DB	2006-12
CARRINGTON, Darren	Northern Arizona	DB	1996	LYNCH, Marshawn	California	RB	2017-18
ALLEN, Eric	Arizona State	DB	1998-01	ABRAM, Johnathan	Mississippi	DB	2019-22
ASOMUGHA, Nnamdi	California	DB	2003-10	25			
SHEPPARD, Lito	Florida	DB	2011	TERESA, Tony	San Jose State	RB	1960
				VALDEZ, Vernon	San Diego	DB	1962
				GIBSON, Claude	North Carolina State	DB	1963-65
				BILETNIKOFF, Fred*	Florida State	WR	1967-78
				PHILLIPS, Irvin	Arkansas Tech	DB	1983

ALL-TIME NUMBERS

WILLIAMS, Ricky*	Langston	DB	1987
LAND, Dan	Albany State	DB	1989-97
PIOR, Anthony	Washington State	DB	1998
GARNER, Charlie	Tennessee	RB	2001-03
WALKER, Denard	LSU	DB	2004-05
FARGAS, Justin*	USC	RB	2006-09
CARTWRIGHT, Rock	Kansas State	RB	2010-11
GOODSON, Mike	Texas A&M	RB	2012
HAYDEN, DJ	Houston	DB	2013-16
McCRAY, Demetrius	Appalachian State	DB	2017
HARRIS, Erik*	California (Pa.)	DB	2018-20
MOERIG, Tre'von	TCU	DB	2021-22

26

McFARLANE, Nyle	BYU	DE	1960
WILSON, Nemiah*	Grambling	DB	1968-70
THOMAS, Skip	USC	DB	1972-77
HAWKINS, Clarence	Florida A&M	RB	1979
MOODY, Keith	Syracuse	DB	1980
McELROY, Vann	Baylor	DB	1982-90
KAUFMAN, Napoleon	Washington	RB	1995-00
GIBSON, Derrick	Florida State	DB	2001
WOODSON, Rod	Purdue	DB	2002-03
ROUTT, Stanford	Houston	DB	2005-11
LEE, Pat	Auburn	DB	2012
YOUNG, Usama	Kent State	DB	2013-14
HELU Jr., Roy	Nebraska	RB	2015
LUANI, Shalom	Washington State	DB	2017
LAWSON, Nevin	Utah State	DB	2019-20
CLINTON-DIX, Ha Ha	Alabama	DB	2021
YA-SIN, Rock	Temple	DB	2022

27

CANNAVINO, Joe	Ohio State	DB	1960-61
BOYNTON, George	East Texas State	DB	1962
MOSTARDO, Rich	Kent State	DB	1962
KRAKOSKI, Joe	Illinois	DB	1963-66
ELLISON, Glenn	Arkansas	RB	1971
SMITH, Ron	Wisconsin	DB	1974
RICH, Randy	New Mexico	DB	1978
HAWKINS, Frank	Nevada	RB	1981-87
GAINER, Derrick	Florida A&M	RB	1992
JONES, Calvin*	Nebraska	RB	1994
BRANCH, Calvin*	Colorado State	DB	1997-00
SCOTT, Carey*	Kentucky State	DB	2002
JENKINS, Ronney	Northern Arizona	RB-KR	2003
REDMOND, J.R	Arizona State	RB	2003-04
WASHINGTON, Fabian	Nebraska	CB	2005-07
BAKER, Rashad	Tennessee	DB	2008
BROWN, Stevie	Michigan	DB	2010
GIORDANO, Matt	California	DB	2011-12
JENNINGS, Rashad	Liberty	RB	2013
ROGERS, Carlos	Auburn	DB	2014
MAYS, Taylor	USC	DB	2015
NELSON, Reggie	Florida	DB	2016-18
MULLEN, Trayvon	Clemson	DB	2019-21
WEBB, Sam	Missouri Western State	DB	2022

28

MACON, Ed	Pacific	DB	1960
GARNER, Bob	Fresno State	DB	1961-62
DAVIS, Clarence	USC	RB	1971-78
MONTGOMERY, Cleo	Abilene Christian	RB-WR	1981-85
HARRISON, Rob	Sacramento State	RB	1987
BELL, Greg	Notre Dame	RB	1990
ROBINSON, Greg	NE Louisiana	RB	1993
JORDAN, Randy	North Carolina	RB	1998-02
SHABAZZ, Siddeeq	New Mexico State	DB	2003
ZEREQUE, Amos	West Virginia	RB	2004
WARD, B.J	Florida State	DB	2007
WILSON, Gibril	Tennessee	DB	2008
PORTER, Joe	Rutgers	DB	2011
ADAMS, Phillip	South Carolina State	DB	2012-13
MURRAY, Latavius	UCF	RB	2014-16
MARTIN, Doug	Boise State	RB	2018
JACOBS, Josh	Alabama	RB	2019-22

29

HARRIS, John	Santa Monica J.C.	DB	1960-61
WHITE, Eugene	Florida A&M	RB	1962
SOMMER, Mike	George Washington	RB	1963
WILLIAMS, Howie	Howard	DB	1964-69
PROUT, Bob	Knox College	DB	1974

GINN, Hubie	Florida A&M	RB	1976-78
SMITH, Jimmy	Elon	RB	1984
TILLMON, Tony	Texas	DB	1987
CARTER, Russell	SMU	DB	1988-89
DICKERSON, Eric	SMU	RB	1992
BATES, Patrick*	Texas A&M	DB	1993
LEWIS, Albert	Grambling	DB	1994-98
TURNER, Eric*	UCLA	DB	1999
WILLIAMS, Brock	Notre Dame	DB	2004
TONGUE, Reggie	Oregon State	S	2005
BUSH, Michael	Louisville	RB	2008-11
ROSS, Brandian	Youngstown State	DB	2012-14
AMERSON, David	North Carolina State	DB	2015-17
HALL, Leon	Michigan	DB	2018
JOYNER, Lamarcus	Florida State	DB	2019-20
HAYWARD Jr., Casey	Vanderbilt	DB	2021
AVERETT, Anthony	Alabama	DB	2022

30

HAGBERG, Roger	Minnesota	RB	1965-69
van EEGHEN, Mark	Colgate	RB	1974-81
TORAN, Stacey	Notre Dame	DB	1984-88
NEWMAN, Anthony	Oregon	DB	1998-99
SCHWEIGERT, Stuart	Purdue	DB	2004-07
BOYD, Jerome	Oregon	DB	2009,11
RICHARD, Jalen	LSU	RB	2016-21
HARMON, Duron	Rutgers	DB	2022

31

LOTT, Billy	Mississippi	RB	1960
SCHMAUTZ, Ray	San Diego State	LB	1966
TATUM, Jack*	Ohio State	DB	1971-73
GARRETT, Carl	NM Highlands	RB	1976-77
JENSEN, Derrick	Texas Arlington	RB-TE	1979-86
ELLIS, Craig	San Diego State	RB	1987
PORTER, Kerry	Washington State	RB	1989
DIXON, Rickey	Oklahoma	DB	1993
KING, Joe	Oklahoma State	DB	1995
LEVITT, Chad	Cornell	RB	1997
BUCHANAN, Phillip	Miami (Fla.)	DB	2002-04
EUGENE, Hiram	Louisiana Tech	DB	2007-10
FRANCIES, Coye	San Jose State	DB	2012
THORPE, Neiko	Auburn	DB	2014-15
GILCHRIST, Marcus	Clemson	DB	2018
JOHNSON, Isaiah	Houston	DB	2019-20
BARBER, Peyton	Auburn	RB	2021
GUIDRY, Javelin	Utah	DB	2022
JONES IV, Sidney	Washington	DB	2022

32

SMITH, J.D.	Compton	HB	1960
JONES, Jim	Washington	LB	1961
RIEVES, Charles*	Houston	LB	1962
SHAW, Glenn	Kentucky	RB	1963-64
JACKSON, Bobby	New Mexico State	RB	1964
JACKSON, Richard	Southern	LB	1966
HIGHSMITH, Don	Michigan State	RB	1970-72
TATUM, Jack*	Ohio State	DB	1974-79
ALLEN, Marcus	USC	RB	1982-92
CROCKETT, Zack	Florida State	RB	1999-06
WADDELL, Michael	North Carolina	DB	2008
BENNETT, Michael	Wisconsin	RB	2010
McCANN, Bryan	SMU	DB	2011
STEWART, Jeremy	Stanford	RB	2012-13
LAMBERT, Keenan	Norfolk State	DB	2015
HAMILTON, Antonio	South Carolina State	DB	2016-17
LEAVITT, Dallin	Utah State	DB	2018-21

33

MAYBERRY, Doug	Utah State	RB	1963
CANNON, Billy	Louisiana State	TE	1964-69
CARTER, Louis	Maryland	RB	1975
JENNINGS, Rick	Maryland	WR	1976-77
KING, Kenny	Oklahoma	RB	1980-85
WILLIAMS, Demise	Oklahoma State	DB	1987
ANDERSON, Eddie	Fort Valley State	DB	1987-97
BROOKS, Bucky	North Carolina	DB	1998
DORSETT, Anthony	Pittsburgh	DB	2000-03
EASY, Omar	Penn State	RB	2005
RHODES, Dominic	Midwestern State	RB	2007
BRANCH, Tyvon	Connecticut	DB	2008-14

WASHINGTON, DeAndré	Texas Tech	RB	2016-19
GAULDEN, Rashaan	Tennessee	DB	2020
TEAMER, Roderic	Tulane	DB	2021-22
34			
OTTO, Gus	Missouri	LB	1965-72
HART, Harold*	Texas Southern	RB	1974-75
KUNZ, Terry	Colorado	RB	1976-77
RUSSELL, Booker	SW Texas State	RB	1978-79
PRUITT, Greg	Oklahoma	RB	1982-84
McCALLUM, Napoleon*	Navy	RB	1986
JACKSON, Bo	Auburn	RB	1987-90
FENNER, Derrick	North Carolina	RB	1995-97
WILLIAMS, Jermaine	Houston	RB	1998-99,2001
HASTY, James	Washington State	DB	2001
BUCHANAN, Ray	Louisville	DB	2004
JORDAN, LaMont	Maryland	RB	2005-07
DAVIS, Jason	Illinois	RB	2008
MITCHELL, Mike	Ohio	DB	2009-12
ATKINSON III, George	Notre Dame	RB	2014
HOOD, Elijah	North Carolina	RB	2017
SMITH, Rod	Ohio State	RB	2019
WRIGHT, K.J.	Mississippi State	LB	2021
BOLDEN, Brandon	Mississippi	RB	2022
35			
KOWALCZYK, Walt	Michigan State	RB	1961
MORROW, Tom	Southern Miss.	DB	1962-64
DIXON, Hewritt	Florida A&M	RB	1966-70
PHILLIPS, Jess	Michigan State	RB	1975
ROBSKIE, Terry	Louisiana State	RB	1977-79
O'STEEN, Dwayne	San Jose State	DB	1980-81
SMITH, Steve	Penn State	RB	1987-93
ASKA, Joe	Central Oklahoma	RB	1995-97
TERRELL, David	UTEP	DB	2004
BOWIE, John	Cincinnati	DB	2007-09
CHEKWA, Chimdi	Ohio State	DB	2011-14
McDONALD, Dewey	California (Pa.)	DB	2015
RILEY, Curtis	Fresno State	DB	2019
RIDDICK, Theo	Notre Dame	RB	2020
FACYSON, Brandon	Virginia Tech	DB	2021
WHITE, Zamir	Georgia	RB	2022
36			
DANIELS, Clem	Prairie View	RB	1961-67
EDWARDS, Lloyd	San Diego State	TE	1969
HUDSON, Bob	NE Oklahoma	RB	1973-74
MOORE, Manfred	USC	RB	1976
DAVIS, Mike	Colorado	DB	1978-85
HILL, Greg	Oklahoma State	DB	1987
McDANIEL, Terry	Tennessee	DB	1988-97
GIBSON, Derrick*	Florida State	DB	2002-06
GRIFFITH, Justin	Mississippi State	RB	2007-08
PARKER, Ron	Newberry	DB	2011
SPENCER, Shawntae	Pittsburgh	DB	2012
DOWLING, Ras-I	Virginia	DB	2014
WORLEY, Daryl	West Virginia	DB	2020
RAGAS, Trey	Louisiana	RB	2021
BOLTON, Curtis	Oklahoma	LB	2022
37			
MILLER, Alan	Boston College	RB	1961-63,65
RIDLEHUBER, Preston	Georgia	RB	1968
MackINNON, Jacque	Colgate	TE	1970
REINFELDT, Mike	Wisconsin, Milwaukee	DB	1976
HAYES, Lester	Texas A&M	DB	1977-86
LLOYD, Doug	North Dakota State	RB	1991
TRAPP, James	Clemson	DB	1993-98
HARRIS, Johnnie*	Mississippi State	DB	2000-01
SCOTT, Carey*	Kentucky State	DB	2003
BRANCH, Calvin	Colorado State	DB	2005
JOHNSON, Chris	Louisville	DB	2007-11
CASEY, Chance	Baylor	CB	2013-14
McDONALD, Tevin	Eastern Wash.	DB	2015
BENWIKERE, Bene	San Jose State	DB	2018
MABIN, Dylan	Fordham	DB	2020
GILLESPIE, Tyree	Missouri	DB	2021
HALL, Tyler	Wyoming	DB	2022

38			
SMITH, James	Compton J.C.	RB	1960
BANKS, Estes	Colorado	RB	1967
KOY, Ted	Texas	TE	1970
BESS, Rufus	South Carolina St.	DB	1979
WILLIS, Chester	Auburn	RB	1981-84
HILL, Rod	Kentucky State	DB	1987
PRICE, Dennis	UCLA	DB	1988
BELL, Nick	Iowa	RB	1991-93
WALKER, Marquis	Southern Missouri	DB	1998-99
LOVE, Clarence	Toledo	DB	2002-03
POOLE, Tyrone	Fort Valley State	CB	2006
ECEHEMANDU, Adimchinobe*	California	RB	2007
NELMS, Cory	Miami (Fla.)	DB	2012
CARRIE, TJ	Ohio	DB	2014-17
GAFFORD, Rico*	Wyoming	DB	2018
HEATH, Jeff	Saginaw Valley St.	DB	2020
BROWN, Brittain	UCLA	RB	2022

39			
URENDA, Herman	Pacific	WR	1963
ATKINS, Pervis	New Mexico State	WR	1965-66
HUBBARD, Marv*	Colgate	RB	1969
HALL, Willie	USC	LB	1975-78
STRACHAN, Steve	Boston College	RB	1985-89
SMITH, Kevin*	UCLA	TE	1992-93
PICKENS, Bruce	Nebraska	DB	1995
JENNINGS, Brandon	Texas A&M	DB	2000-02
McGILL II, Keith	Utah	DB	2014-17
HOBBS, Nate	Illinois	DB	2021-22

40			
ROBERSON, Bo	Cornell	WR	1962-65
BANWAZAK, Pete	Miami (Fla.)	RB	1966-78
BERNS, Rick	Nebraska	RB	1982-83
LEE, Zeph	USC	RB-DB	1987-89
WILSON, Marcus	Virginia	RB	1991
BRABHAM, Cary	SMU	DB	1994
RITCHIE, Jon	Stanford	RB	1998-02
COOPER, Jarrod	Kansas State	DB	2004-07
RANKIN, Louis	Washington	RB	2009

41			
RODERICK, John	SMU	WR	1968
WYATT, Alvin	Bethune-Cookman	DB	1970
VILLAPIANO, Phil	Bowling Green	LB	1971-79
WALKER, Fulton	West Virginia	DB	1985-86
FOSTER, Ron	Cal State-Northridge	DB	1987
GREENWOOD, David	Wisconsin	DB	1988
EDMONDS, Bobby Joe	Arkansas	WR	1989
McCALLUM, Napoleon*	Navy	RB	1990-94
RIDDICK, Louis	Pittsburgh	DB	1998
JOHNSON, Eric	Nebraska	LB-DB	2000-03
TONGA, Manase	BYU	RB	2011
DOWLING, Jonathan	Western Kentucky	DB	2014
TRAWICK, Brynden	Troy	DB	2016
HARRIS, Erik*	California (Pa.)	DB	2017
SMITH, Keith	San Jose State	RB	2018
SMITH, Sutton	Northern Illinois	RB	2021
FARLEY, Matthias	Notre Dame	DB	2022

42			
CRAIG, Dobie	Howard Payne	WR	1962-63
LASKEY, Bill	Michigan	LB	1966-70
MAXWELL, Tom	Texas A&M	DB	1971-73
JACKSON, Steve	Louisiana State	DB	1977
JACKSON, Monte	San Diego State	DB	1978-82
MUELLER, Vance	Occidental	RB	1986-90
LOTT, Ronnie	USC	DB	1991-92
BALL, Eric	UCLA	RB	1995
TURNER, Eric*	UCLA	DB	1997-98
RAY, Marcus	Michigan	DB	1999
KIRBY, Terry	Virginia	RB	2000-02
NASH, Keyon	Albany State	DB	2004
LEE, ReShard	Middle Tennessee St.	RB	2006
JOHNSON, Shelton	Wisconsin	S	2013
ASANTE, Larry	Nebraska	DB	2014-15

ALL-TIME NUMBERS

JOSEPH, Karl	West Virginia	DB	2016-19
LITTLETON, Cory	Washington	LB	2020-21
43			
COOLBAUGH, Bob	Richmond	WR	1961
ATKINSON, George	Morris Brown	DB	1968-77
MATTHEWS, Ira	Wisconsin	RB-WR	1979-81
McCALL, Joe	Pittsburgh	RB	1984
SEALE, Sam*	Western State (Colo.)	WR-DB	1985-87
PATTERSON, Elvis	Kansas	DB	1990-93
LYNCH, Lorenzo	Sacramento State	DB	1996-97
COMBS, Derek	Ohio State	DB	2002
SHELDON, Brady	Ferris State	LB	2017
FRAZIER, Kavon	Central Michigan	DB	2021

44

DOUGHERTY, Bob	Kentucky	LB	1960-63
GILLETT, Fred	Los Angeles State	TE	1964
HUBBARD, Marv*	Colgate	RB	1970-75
OWENS, Burgess	Miami (Fla.)	DB	1980-82
ADAMS, Stefan	East Carolina	DB	1986-89
WAYMER, Dave	Notre Dame	DB	1992
RATHMAN, Tom	Nebraska	RB	1994
JONES, Calvin*	Nebraska	RB	1995
MILLS, John Henry*	Wake Forest	LB-TE	1998
HARRIS, Johnnie*	Mississippi State	DB	1999
HETHERINGTON, Chris	Yale	FB	2003-04
LAWTON, Luke	McNeese State	RB	2008-09
NDUKWE, Chinedum	Notre Dame	DB	2011
SCHMITT, Owen	West Virginia	RB	2012
KWIATKOSKI, Nick	West Virginia	LB	2020-21

45

McMILLIN, Jim	Colorado State	DB	1963-64
GRAYSON, David	Oregon	DB	1965-70
SLOUGH, Greg*	USC	LB	1972
COLZIE, Neal	Ohio State	DB	1975
WILLIAMS, Henry	San Diego State	DB	1979
SPIVEY, Mike	Colorado	DB	1980
DAVIS, James	Southern	DB	1982-87
HARDEN, Mike	Michigan	DB	1989-90
FULCHER, David	Arizona State	LB	1993
BUNCH, Jarrod	Michigan	RB	1994
HALL, Tim	Robert Morris	RB	1996-97
REECE, Marcel	Washington	RB	2009-15
RODGERS-CROMARTIE, Dom.	Tennessee State	DB	2018
INGOLD, Alec	Wisconsin	RB	2019-21
JOHNSON, Jakob	Tennessee	RB	2022

46

JOYNER, L.C.	Diablo Valley J.C.	DB	1960
REYNOLDS, Billy	Pittsburgh	RB	1960
COSTA, Dave	Utah	DT	1963-65
ENYART, Bill	Oregon State	LB	1971
BANKSTON, Warren	Tulane	TE	1973-78
CHRISTENSEN, Todd	BYU	RB-TE	1979-88
DORN, Torin	North Carolina	DB	1990-93
KIDD, Carl	Arkansas	DB	1995-96
O'NEAL, Oren	Arkansas State	FB	2007-09
TINKER, Carson	Alabama	LS	2021

47

BRAVO, Alex	Cal Poly, SLO	DB	1960-61
McCLOUGHAN, Kent	Nebraska	DB	1965-70
QUEEN, Jeff	Morgan State	RB-TE	1972-73
PHILLIPS, Charles	USC	DB	1975-79
BESSILLIEU, Don	Georgia Tech	DB	1983,85
BROWNE, Jim	Boston College	RB	1987
FRANK, Donald	Winston-Salem	DB	1994
WHEATLEY, Tyrone	Michigan	RB	1999-04
GAFFORD, Thomas	Houston	LS	2015
COWSER, James	Southern Utah	LB-DE	2016-17
SIEG, Trent	Colorado State	LB	2018-22

48

RIEVES, Charles*	Houston	LB	1963
BUDNESS, Bill	Boston University	LB	1964-70
WILSON, Nemiah*	Grambling	DB	1971-74
HILL, Kenny	Yale	DB	1981-83
WASHINGTON, Lionel*	Tulane	DB	1987-94
MUSTAFAA, Najee	Georgia Tech	DB	1995
DAVISON, Jerone	Arizona State	RB	1996-97
CHRISTENSON, Brandon	NW Oklahoma St.	TE	2002

DePAOLA, Andrew	Rutgers	LS	2018
ONWUASOR, Patrick	Portland State	LB	2021

49

SIMPSON, Jack*	Mississippi	LB	1962-63
HERMANN, Dick	Florida State	LB	1965
WILLIAMS, Willie	Grambling	DB	1966
WEATHERS, Carl	San Diego State	LB	1970-71
SIANI, Mike	Villanova	WR	1972-77
TAYLOR, Billy	Texas Tech	RB	1982
JACKSON, Victor	Bowie State	DB	1987
WILLIAMS, Ricky*	Langston	RB	1985
BENDER, Wes	USC	RB	1994
POPE, Marquez*	Fresno State	DB	2000
BRIGHAM, Jeremy*	Washington	TE	2002
FOSCHI, John Paul	Georgia Tech	FB	2005-06
OLAWALE, Jamize	North Texas	RB	2012-17

50

OTTO, Jim*	Miami (Fla.)	C	1960
SIMPSON, Jack*	Mississippi	LB	1964
BENSON, Duane	Hamline	LB	1967-71
DALBY, Dave	UCLA	C-G	1972-85
BYRD, Darryl*	Illinois	LB	1987
VANN, Norwood	East Carolina	LB	1988
WILSON, Otis	Louisville	LB	1989
ELLISON, Riki	USC	LB	1990-92
MORTON, Mike	North Carolina	LB	1995-98
BARTON, Eric	Maryland	LB	1999-03
TUIELE, Maua'gaula	Colorado State	LB	2004
EKEJIUBA, Isaiah	Virginia	LB	2005-09
GOETHEL, Travis	Arizona State	LB	2010-12
MAIWA, Kaluka	USC	LB	2013-14
HADLEY, Spencer	BYU	LB	2014
LOFTON, Curtis	Oklahoma	LB	2015
HEENEY, Ben*	Kansas	LB	2016
MORROW, Nicholas	Greenville	LB	2017-20
BROWN, Jayon	UCLA	LB	2022

51

CARROLL, Joe	Pittsburgh	LB	1972-73
BARNES, Rodrigo	Rice	LB	1976
NELSON, Bob	Nebraska	LB	1980-84
LEWIS, Bill	Nebraska	C-G	1986-88
BROWNER, Keith	USC	LB	1987
WALLACE, Aaron*	Texas A&M	LB-DE	1990-95
JOHNSTONE, Lance	Temple	DE	1996-00,06
JOHNSON, Tim	Youngstown State	LB	2002-05
MORRIS, Chris*	Michigan State	C-G	2007-09
CURRY, Aaron	Wake Forest	LB	2011-12
CHANEY, Jamar	Mississippi State	LB	2014
HEENEY, Ben*	Kansas	LB	2015
IRVIN, Bruce	West Virginia	LB	2016-18
ALLEN, Dakota	Texas Tech	LB	2019
COMPTON, Will*	Nebraska	LB	2019
BEASLEY, Vic	Clemson	DE	2020
KOONCE, Malcolm	Buffalo	DE	2021-22

52

BARNES, Larry	Colorado State	LB	1960
WILLIAMSON, J.R.	Louisiana Tech	LB	1964-67
HOPKINS, Jerry	Texas A&M	LB	1968
WEAVER, Gary	Fresno State	LB	1973-74
RICE, Floyd	Alcorn A&M	LB	1976-77
WESTBROOKS, Greg	Colorado	LB	1978-81
CELOTTO, Mario	USC	LB	1980-81
ROMANO, Jim	Penn State	C	1982-84
MERRILL, Mark	Minnesota	LB	1984
KING, Linden	Colorado State	LB	1986-89
JONES, Mike	Missouri	LB	1991-96, 02
HARVEY, Richard	Tulane	LB	1998-99
MORRISON, Kirk	San Diego State	LB	2005-09
GROVES, Quentin	Auburn	LB	2010-11
WHEELER, Philip	Georgia Tech	LB	2012
WILSON, Martez	Illinois	LB	2013
MACK, Khalil	Buffalo	LB	2014-17
LEE, Marquel*	Wake Forest	LB	2019
EMANUEL, Kyle	South Dakota St.	LB	2020
PERRYMAN, Denzel	Miami (Fla.)	LB	2021-22

53

BANSAVAGE, Al	USC	LB	1961
BIRDWELL, Dan	Houston	DT	1962-69
MARTIN, Rod	USC	LB	1977-88

ALL-TIME NUMBERS

NOBLE, Mike	Stanford	LB	1987
FREDRICKSON, Rob	Michigan State	LB	1994-97
SMITH, Travian*	Oklahoma	LB	1998-01
ROMANOWSKI, Bill	Boston College	LB	2002-03
HOWARD, Thomas	UTEP	LB	2006-10
GAITHER, Omar	Tennessee	LB	2012
IHENACHO, Carl	San Jose State	LB	2012
ROACH, Nick	Northwestern	LB	2013-14
SMITH, Malcolm	USC	LB	2015-16
BOWMAN, NaVorro	Penn State	LB	2017
CABINDA, Jason	Penn State	LB	2018
POLING, Quentin	Ohio	LB	2019
WHITE, Javin	UNLV	LB	2020-21
CALITRO, Austin	Villanova	LB	2022

54

MENDENHALL, Terry	San Diego State	LB	1971-72
DENNERY, Mike	Southern Miss.	LB	1974-75
BONNESS, Rik	Nebraska	LB	1976
WATTS, Robert	Boston College	LB	1978
BRACELIN, Greg	California	LB	1981
PETERSON, Calvin	UCLA	LB	1982
BYRD, Darryl*	Illinois	LB	1983-84
MCKENZIE, Reggie	Tennessee	LB	1985-88
DUFALUT, Paul	New Hampshire	C-G	1987
BENSON, Tom	Oklahoma	LB	1989-92
BEKERT, Greg	Colorado	LB	1993-01
WILLIAMS, Sam	Fresno State	LB	2003-10
SO'OTO, Vic	BYU	LB	2012
McFADDEN, Marshall	South Carolina St.	LB	2013
FILIMOEAU, Bojay	Utah State	LB	2014
TOOMER, Corey	Idaho	LB	2015
RILEY Jr., Perry	LSU	LB	2016
LAMUR, Emmanuel	Kansas State	LB	2018
BROWN, Preston	Louisville	LB	2019
McMILLAN, Raekwon	Ohio State	LB	2020
MARTINEZ, Blake	Stanford	LB	2022

55

MORRIS, Riley*	Florida A&M	DE	1960-61
CONNERS, Dan*	Miami (Fla.)	LB	1966-74
MILLEN, Matt	Penn State	LB	1980-88
GORDON, Alex	Cincinnati	LB	1990
FOLSTON, James	Northeast Louisiana	LB	1994-98
BROOKS, Bobby	Fresno State	LB	1999-01
PIERSON, Shurron	South Florida	LB	2003
CLARK, Danny	Illinois	LB	2004-05
THOMAS, Robert*	UCLA	LB	2006-07
ALSTON, Jon*	Stanford	LB	2008-09
McCLAIN, Rolando	Alabama	LB	2010-12
MOORE, Sio	Connecticut	LB	2013-14
LEE, Marquel*	Wake Forest	LB	2017-18, 21
BURFICT, Vontaze	Arizona State	LB	2019
JONES, Chandler	Syracuse	LB	2022

56

MATSOS, Arch	Michigan State	LB	1963-65
OLIVER, Ralph	USC	LB	1968-69
KOEGEL, Warren	Penn State	C	1971
BARNES, Jeff	California	LB	1977-87
McCOLL, Milt	Stanford	LB	1988
COSTELLO, Joe	Central Connecticut St.	DE	1989
BRUCE, Aundray*	Auburn	DE	1992-94
SWILLING, Pat	Georgia Tech	DE	1995-96, 98
SWORD, Sam	Michigan	LB	1999
SMITH, Travian*	Oklahoma	LB	2002-04
BURGESS, Derrick	Mississippi	DE	2005-08
NIXON, David	BYU	LB	2009
BLACKSTOCK, Darryl	Virginia	LB	2011
BURRIS, Miles	San Diego State	LB	2012-14
ALEXANDER, Lorenzo	California	LB	2015
BATES, Daren	Auburn	LB	2016
WOODSON-LUSTER, Xavier	Arkansas State	LB	2017
JOHSON, Derrick	Texas	LB	2018
MOORE, Damontre'	Texas A&M	DE	2018
PHILLIPS, Justin	Oklahoma State	LB	2019
LANGI, Harvey	BYU	LB	2022

57

BLANKENSHIP, Greg	Cal State-Hayward	LB	1976
McCLANAHAN, Randy	SW Louisiana	LB	1977, 80-82

HUDDLESTON, John	Utah	LB	1978-79
HAWKINS, Mike	Texas A&I	LB	1982
CALDWELL, Tony	Washington	LB	1983-85
ROBINSON, Jerry	UCLA	LB	1985-91
KELLY, Joe	Washington	LB	1993
HOLMBERG, Rob	Penn State	LB	1994-97
WOODEN, Terry	Syracuse	LB	1998
COLEMAN, Rod*	East Carolina	DT	2000-03
RIDDLE, Ryan	California	LB	2005
BROWN, Ricky	Boston College	LB	2006-11
CLAYTON, Keenan	Oklahoma	LB	2012
ARMSTRONG, Ray-Ray	Miami (Fla.)	LB	2014-15
JAMES, Cory	Colorado State	LB	2016-17
WRIGHT, Gabe	Auburn	DT	2018
COMPTON, Will*	Nebraska	LB	2021

58

SLOUGH, Greg*	USC	LB	1971
JOHNSON, Monte	Nebraska	LB	1973-79
SQUIREK, Jack	Illinois	LB	1982-85
ELLIS, Jim	Boise State	LB	1987
SHIPP, Jackie	Oklahoma	LB	1989
JIMPERSON, AJ	Norfolk State	LB-DE	1990-91
FRANKLIN, Keith	South Carolina	LB	1995
DIXON, Ernest	South Carolina	LB	1998
ALEXANDER, Elijah	Kansas State	LB	2000-01
HARRIS, Napoleon	Northwestern	LB	2002-04
CLEMONS, Chris	Georgia	LB-DE	2007
EDWARDS, Kalimba	South Carolina	DE	2008
NORRIS, Slade	Oregon State	LB	2009
DAVIS II, Bruce	UCLA	LB	2010-11
TOLLEFSON, David	NW Missouri State	DE	2012
ROBINSON, Ryan	Oklahoma State	DE	2013
WOODLEY, LaMarr	Michigan	DE	2014
BALL, Neiron	Florida	LB	2015
ADAMS, Tyrell	West Georgia	LB	2016-17
WILBER, Kyle	Wake Forest	LB	2018-21
BUTLER, Darien	Arizona State	LB	2022

59

ADAMS, Stanley	Memphis State	LB	1984
KIMMEL, Jamie	Syracuse	LB	1986-87
BELL, Anthony	Michigan State	LB	1992
DYSON, Matt	Michigan	DT-LB	1995
WALLACE, Aaron*	Texas A&M	LB-DE	1997-98
WILLIAMS, K.D	Henderson State	LB	1999
THOMAS, William	Texas A&M	LB	2000-01
ATKINS, Larry	UCLA	LB	2003
GRANT, DeLawrence*	Oregon State	DE-LB	2004-05
CONDO, Jon	Maryland	LS	2007-17
WHITEHEAD, Tahir	Temple	LB	2018-19
ONWUALU, James	Notre Dame	LB	2020
MASTERSOON, Luke	Wake Forest	LB	2022

60

LOUDERBACK, Tom	San Jose State	LB	1960-61
CONNERS, Dan*	Miami (Fla.)	LB	1964-65
SISTRUNK, Otis	None	DE-DT	1972-78
LILES, Alva	Boise State	DT	1980
MARSH, Curt	Washington	G	1981-86
ACKERMAN, Rick*	Memphis State	DT	1987
GRAVES, Rory	Ohio State	T	1988-91
LOPER, Daniel	Texas Tech	G	2010
SIMMONS, Justin	USC	G	2021

61

ROEDEL, Herb	Marquette	G	1961
OGAS, Dave	San Diego State	LB	1968
McMATH, Herb	Morningside	DT	1976
STALLS, Dave	Northern Colorado	DT	1983, 85
TAUTOLO, John	UCLA	T	1987
FREEMAN, Mike	Arizona	G	1988
HART, Roy	South Carolina	DT	1991
MORRIS, Chris*	Michigan State	C-G	2006
WARREN, Gerard	Florida	DT	2007-09
WISNIEWSKI, Stefan	Penn State	G-C	2011-14
HUDSON, Rodney	Florida State	C	2015-20
MEREDITH, Jordan	Western Kentucky	G	2022

62

KRUSE, Bob	Wayne State	G	1967-68
KINLAW, Reggie	Oklahoma	DT	1979-84

ALL-TIME NUMBERS

REGENT, Shawn	Boston College	C	1987
TREU, Adam	Nebraska	C-G-T	1997-06
NEWBERRY, Jeremy	California	C	2007
STONE, James	Tennessee	C	2017
MAGNUSON, Erik	Michigan	C	2019-20

63

SMITH, Willie	Michigan	G-T	1961
SPENCER, Ollie	Kansas	G	1963
UPSHAW, Gene	Texas A&I	G	1967-81
GESEK, John	Sacramento State	G	1987-89
PYLES, David	Miami (Ohio)	T	1987
WHEELER, Dwight*	Tennessee State	C-T	1987
ROBBINS, Barret	Texas Christian	C	1995-03
MADY, Lamar	Youngstown State	G	2013

64

SABAL, Ron	Purdue	T	1960-61
BUEHLER, George	Stanford	G	1969-78
JORDAN, Shelby*	Washington (Mo.)	T	1983
DICKERSON, Andy	California Lutheran	G	1987
MIRALDI, Dean	Utah	G	1987
BROWN, Ron*	USC	DE	1988
PEAT, Todd	Northern Illinois	G	1990,92-93
JENKINS, Robert	UCLA	T	1994-96
DiNAPOLI, Gennaro	Virginia Tech	G	1999
GROVE, Jake	Virginia Tech	C-G	2004-08
SATELE, Samson	Hawaii	C	2009-11
GURDIE, Andre	Colorado	C-G	2013
INCIGNITO, Richie	Nebraska	G	2019-20
BARS, Alex	Notre Dame	G	2022

65

HAWKINS, Wayne	Pacific	G	1960-70
SEILER, Paul	Notre Dame	T	1971-73
MARVIN, Mickey	Tennessee	G	1977-87
MONTOYA, Max	UCLA	G	1990-94
SIMS, Barry	Utah	G-T	1999-07
BRISIEL, Mike	Colorado State	G	2012-13
GREEN, Chaz	Florida	G	2018
DEVY, Jordan	Memphis	OL	2019
GRASU, Hroniss	Oregon	C-G	2022

66

ARMSTRONG, Ramon	TCU	T	1960
BISHOP, Sonny	Fresno State	G	1963
SYLVESTER, Steve	Notre Dame	C-G-T	1975-83
BRYANT, Warren	Kentucky	T	1984
WRIGHT, Steve	Northern Iowa	T	1987-93
GOGAN, Kevin	Washington	G	1994-96
WHITLEY, Curtis	Clemson	C-G	1997
WALKER, Langston*	California	T-G	2002-06
CARLISLE, Cooper	Florida	G	2007-12
JACKSON, Gabe	Mississippi State	G	2014-20
MARTIN, Nick	Notre Dame	C	2021
PARHAM, Dylan	Memphis	G-C	2022

67

MANOUKIAN, Don	Stanford	G	1960
CAMPBELL, Stan	Iowa State	G	1962
MISCHAK, Bob*	Army	TE-G	1964-65
RICE, Harold	Tennessee State	DE	1971
TOOMAY, Pat	Vanderbilt	DE	1977-79
WHEELER, Dwight*	Tennessee State	C-T	1984,88
BLACK, Barry	Boise State	G	1987
TURK, Dan	Wisconsin	C	1989-96
MARYLAND, Russell*	Miami (Fla.)	DT	1997-99
STONE, Ron	Boston College	G	2004-05
BOOTHE, Kevin	Cornell	G	2006,14
PARSONS, Alex	USC	G-C	2012
SILBERMAN, Ian	Boston College	OL	2018
COTTON Sr., Lester	Alabama	G	2019, 21-22

68

DITTRICH, John	Wisconsin	G	1960
MARINOVICH, Marv	USC	G	1965
PYLE, Palmer	Michigan State	DE	1966
BELL, Joe	Norfolk State	DE	1979
MEDLIN, Dan*	North Carolina State	G	1979
ROBINSON, Johnny	Louisiana Tech	DT-DE	1981-83
WILKERSON, Bruce	Tennessee	G-T	1987-94,98
CUNNINGHAM, Rick	Texas A & M	T	1996-98
GRAHAM, Aaron	Nebraska	C	2001

VELDHEER, Jared	Hillsdale	T-C	2010-13
FELICIANO, Jon*	Miami (Fla.)	G-C	2015
SHARPE, David*	Florida	T	2018
JAMES, Andre	UCLA	C	2019-22

69

FICCA, Dan	USC	G	1962
ZOGG, John	Boise State	G	1987
MARTEN, James	Boston College	T	2008
BARNES, Khalif	Washington	T	2009-15
WARE, Jylan	Alabama State	T	2017
GOOD, Denzelle*	Mars Hill	G	2018

70

JAGIELSKI, Harry	Indiana	DT	1961
NICKLAS, Pete	Baylor	T	1962
KLEIN, Dick	Iowa	T	1963-64
HARVEY, James	Mississippi	G	1966-71
LAWRENCE, Henry	Florida A&M	T	1974-86
DAVIS, Scott	Illinois	DE	1988-91,94
FREEMAN, Russell	Georgia Tech	T	1995
MYLES, Toby	Jackson State	G-T	2001
BADGER, Brad	Stanford	G-T	2002-06
WALKER, Langston*	California	T-G	2009-10
BERGSTROM, Tony	Utah	G-T	2012,15
OSEMELE, Kelechi	Iowa State	G-T	2016-18
YOUNG, Sam	Notre Dame	T	2020
LEATHERWOOD, Alex	Alabama	G-T	2021
GUTIERREZ, Sebastian	Minot State	T	2022

71

ROBERTS, Cliff	Illinois	DT	1961
NOVSEK, Joe	Tulsa	DE	1962
TYSON, Richard	Tulsa	G	1966
DOTSON, Al	Grambling	DT	1968-70
KORVER, Kelvin	Northwestern (Iowa)	DT	1973-75
MASON, Lindsey	Kansas	T	1978-81
PICKEL, Bill	Rutgers	DT-DE	1983-90
PATTEN, Joel	Duke	T	1991
PERRY, Gerald	Southern	T	1993-95
HOLMES, Lester	Jackson State	G	1997
PARKS, Nate	Stanford	G-T	1999
HULSEY, Corey	Clemson	G-T	2003-06
WADE, John	Marshall	C	2008
WATSON, Menelik	Florida State	T	2013-14,16
SHARPE, David*	Florida	T	2017
MURRAY, Justin	Cincinnati	T	2018
GOOD, Denzelle*	Mars Hill	G	2019-21
HERRON, Justin	Wake Forest	T	2022

72

TRUAX, Dalton	Tulane	DT	1960
SMITH, Hal	UCLA	DT	1961
NORRIS, Jim	Houston	DT	1962-64
MATUSZAK, John	Tampa	DE-DT	1976-81
MOSEBAR, Don	USC	C-G-T	1983-94
KENNEDY, Lincoln	Washington	T	1996-03
WAND, Seth	NW Missouri State	T	2008
PEARS, Erik	Colorado State	G-T	2009
BARKSDALE, Joe	LSU	T	2011
CORNELL, Jack	Illinois	G-T	2013
PENN, Donald	Utah State	T	2014-18
SHARPE, David*	Florida	T	2019
JONES-SMITH, Jaryd	Pittsburgh	T	2020
ELUEMUNOR, Jermaine	Texas A&M	G-T	2021-22

73

LOCKLIN, Billy Ray	New Mexico State	LB/DE	1960
BREWINGTON, Jim	North Carolina College	T	1961
McMURTRY, Chuck	Whittier	DT	1962-63
DIEHL, John	Virginia	DT	1965
KENT, Greg	Utah	T	1966
SLIGH, Richard	North Carolina College	T	1967
GIPSON, Tom	North Texas State	DT	1971
BROWNING, Dave	Washington	DE-DT	1978-82
HANNAH, Charley	Alabama	G	1983-88
FITZPATRICK, James	USC	G-T	1990-91
McRAE, Charles	Tennessee	T	1996
ASHMORE, Darryl*	Northwestern	G-T	1998-2000
MIDDLETON, Frank	Arizona	G	2001-04
McCANTS, Matt	UAB	T	2013-16
NEWHOUSE, Marshall	TCU	T	2017

ALL-TIME NUMBERS

HURST, Maurice	Michigan	DT	2018-20	BROWN, Trent	Florida	T	2019-20
74				JEFFERSON, Quinton	Maryland	DT	2021
OGLESBY, Paul	UCLA	T	1960	MUNFORD, Thayer	Ohio State	T	2022
BROWN, Doug	Fresno State	DT	1964	78			
ZECHER, Rich	Utah State	T	1965	WARZEKA, Ron	Montana State	DE	1960
KEATING, Tom	Michigan	DT	1966-72	VOIGHT, Bob	Los Angeles State	DE	1961
ROWE, Dave	Penn State	DT	1975-78	YOUSU, Frank	Minnesota	T	1963-65
PEAR, Dave	Washington	DT	1979-80	MIRICH, Rex*	Northern Arizona	DT	1966
REESE, Archie	Clemson	DT	1982-83	ARCHER, Dan	Oregon	T	1967
JORDAN, Shelby*	Washington (Mo.)	T	1984-86	SHELL, Art	Maryland State	T	1968-82
RODRIGUEZ, Mike	Alabama	DT	1987	CLAY, John	Missouri	T	1987
LACHEY, Jim	Ohio State	T	1988	ROTHER, Tim	Nebraska	T-DT	1989-90
KOCH, Pete	Maryland	DE	1989	SKREPENAK, Greg	Michigan	T	1992-95
HARRISON, Nolan	Indiana	DT-DE	1991-96	SLAUGHTER, Chad	Alcorn State	T	2003-06
GRAHAM, Derrick	Appalachian State	G	1998	WAKEFIELD, Fred	Illinois	OL-DL	2008
STINCHCOMB, Matt	Georgia	T	2000-03	ELLIS, Justin	Louisiana Tech	DT	2014-18
GREEN, Cornell	Central Florida	T	2007-09	OMAMEH, Patrick	Michigan	G	2020
CAMPBELL, Bruce	Maryland	G	2011	BARTON, Jackson	Utah	T	2021-22
ALEXANDER, Vadal	LSU	G	2016-17	79			
CLEMINGS, T.J.	Pittsburgh	T	2018	DESKINS, Don	Michigan	DT	1960
MILLER, Kolton*	UCLA	T	2019-22	PETERS, Volney	USC	DT	1961
75				TRASK, Orville	Rice	DT	1962
CHURCHWELL, Don	Mississippi	DT	1960	SCHUH, Harry	Memphis State	T	1965-70
STRIEGEL, Bill	Pacific	LB	1960	MEDLIN, Dan*	North Carolina St.	G	1974-76
STONE, Jack	Oregon	T	1961-62	DAVIS, Bruce	UCLA	T	1979-87
RICE, Ken	Auburn	T	1964-65	BELWAY, Brian	Calgary	DE	1987
DANIELS, David	Florida A&M	DT	1966	GOLIC, Bob	Notre Dame	DT	1989-92
VELLA, John	USC	G-T	1972-79	LANIER, Ken	Florida State	T	1993
LONG, Howie	Villanova	DE-DT	1981-93	KYSAR, Jeff	Arizona State	T	1995
HARLOW, Pat*	USC	T	1996	COLLINS, Mo	Florida	G-T	1998-03
COOPER, Chris	Nebraska-Omaha	DT	2001-03	McQUISTAN, Paul	Weber State	G	2006-09
LEKKERKERKER, Brad	UC Davis	T	2005	HENDERSON, John	Tennessee	DT	2010-11
HENDERSON, Mario	Florida State	T	2007-10	SMITH, Willie	East Carolina	T	2012
HEYER, Stephon	Maryland	T	2011	PASHOS, Tony	Illinois	T	2013
SANFORD, Brian	Temple	DE-DT	2013	KIRKLAND, Denver	Arkansas	G	2016-18
HARRIS, Shelby	Illinois State	DE	2014-15	80			
LATHAM, Darius	Indiana	DT	2016-17	FIELDS, George	Bakersfield J.C	DT	1960-61
PARKER, Brandon	North Carolina A&T	T	2018-21	ALLEN, Dalva	Houston	DE	1962-64
76				RUBKE, Karl	USC	DE	1968
FINNERAN, Garry	USC	DT	1961	THOMS, Art	Syracuse	DT	1969-75
BROWN, Charles	Houston	T	1962	STEWART, Joe	Missouri	WR	1978-79
SVIHUS, Bob	USC	T	1965-70	BARNWELL, Malcolm	Virginia Union	WR	1981-84
BROWN, Bob	Nebraska	T	1971-73	LOFTON, James	Stanford	WR	1987-88
McCOY, Mike	Notre Dame	DT	1977-78	HOBBS, Daryl	Pacific	WR	1993-96
MURANSKY, Ed	Michigan	G-T	1982-84	HOWARD, Desmond	Michigan	WR	1997-98
BOYD, Greg	San Diego State	DT	1984	RISON, Andre	Michigan State	WR	2000
BELCHER, Kevin	Wisconsin	T	1985	RICE, Jerry	Mississippi Valley St.	WR	2001-04
HOLLOWAY, Brian	Stanford	G-T	1987-88	GABRIEL, Doug*	UCF	WR	2006
WISNIEWSKI, Steve	Penn State	G	1989-01	MILLER, Zach	Arizona State	TE	2007-10
GALLERY, Robert	Iowa	T-G	2004-10	HAGAN, Derek*	Arizona State	WR	2011
NIX, Lucas	Pittsburgh	G	2012-13	STREATER, Rod	Temple	WR	2012-15
WEBB, J'Marcus	West Texas A&M	G-T	2015	BLACKNALL, Saeed	Penn State	WR	2018
FELICIANO, Jon*	Miami (Fla.)	G-C	2016-18	HORSTED, Jesper	Princeton	TE	2022
SIMPSON, John	Clemson	G	2020-22	81			
77				GOLDSTEIN, Alan	North Carolina	WR	1960
BARBEE, Joe	Kent State	T	1960	OSBORNE, Clancy	Arizona State	LB	1963-64
SHIRKEY, George	Stephen F. Austin	DT	1962	WELLS, Warren	Texas Southern	WR	1967-70
JACOBS, Proverb	California	T	1963-64	BRADSHAW, Morris	Ohio State	WR	1974-81
LASSITER, Issac	St. Augustine	DE	1965-69	PARKER, Andy*	Utah	TE	1984-87,90
MIX, Ron	USC	T	1971	LATHAN, Greg	Cincinnati	WR	1987
SMITH, Bubba	Michigan State	DE	1973-74	BROWN, Tim	Notre Dame	WR	1988-03
PHILYAW, Charles	Texas Southern	DE	1976-79	SCHILENS, Chaz	San Diego State	WR	2008-11
CAMPBELL, Joe	Maryland	DE	1980-81	RIVERA, Mychal	Tennessee	TE	2013-16
ALZADO, Lyle	Yankton	DE	1982-85	BROWN, Pharaoh	Oregon	TE	2017
RIEHM, Chris	Ohio State	G	1986-88	82			
CHAPMAN, Ted	Maryland	DE	1987	HARDY, Charles	San Jose State	WR	1960-62
McELROY, Reggie	West Texas State	G-T	1991-92	BARRETT, Jan	Fresno State	TE	1963-64
STEPHENS, Rich	Tulsa	G-T	1993&1,1995	MITCHELL, Tom	Bucknell	TE	1966
HARLOW, Pat*	USC	T	1997-98	EASON, John	Florida A&M	TE	1968
ASHMORE, Darryl*	Northwestern	G-T	2001	JONES, Horace	Louisville	DE	1971-75
WONG, Joe	BYU	G-T	2003	BRUNSON, Larry	Colorado	WR	1978-79
HAWTHORNE, Anittaj	Wisconsin	DT	2005-06	HARRISON, Dwight	Texas A&I	DB	1980
HARRIS, Kuame	Stanford	T	2008	MUHAMMAD, Calvin	Texas Southern	WR	1982-83
SHAUGHNESSY, Matt	Wisconsin	DE	2009-12	WHEELER, Ron	Washington	TE	1987
LUMPKIN, Ricky*	Kentucky	DL	2013	HOLLAND, Jamie	Ohio State	WR	1990-91
HOWARD, Austin	Northern Iowa	G-T	2014-16	JONES, David	Delaware State	TE	1992
MILLER, Kolton*	UCLA	T	2018	JETT, James	West Virginia	WR	1993-02

ALL-TIME NUMBERS

JOHNSON, Teyo	Stanford	TE	2003-04
STRONG, Darrell	Pittsburgh	TE	2008
GORDON, Richard	Miami (Fla.)	TE	2011-12
NELSON, Jordy	Kansas State	WR	2018
TOMLINSON, Eric	Texas-El Paso	TE	2019
WITTEN, Jason	Tennessee	TE	2020
BOWERS, Nick	Penn State	TE	2021

83

ASAD, Doug	Northwestern	TE	1960-61
DAVIDSON, Ben	Washington	DE	1964-71
HENDRICKS, Ted	Miami (Fla.)	LB	1975-83
MOFFETT, Tim	Mississippi	WR	1985-86
AIKENS, Carl	Northern Illinois	WR	1987
GAULT, Willie	Tennessee	WR	1988-93
SMITH, Kevin*	UCLA	TE	1994
DUDLEY, Rickey	Ohio State	TE	1996-00
KNIGHT, Marcus	Michigan	WR	2001-02
SANTIAGO, O.J.	Kent State	TE	2003
ANDERSON, Courtney	San Jose State	TE	2004-06
MYERS, Brandon	Iowa	TE	2009-12
SIMONSON, Scott	Assumption	TE	2014
WALLER, Darren	Georgia Tech	TE	2018-22

84

HOISINGTON, Al	Pasadena J.C.	WR	1960
BOYDSTON, Max	Oklahoma	TE	1962
POWELL, Art	San Jose State	WR	1963-66
HEROCK, Ken*	West Virginia	TE	1967
CLINE, Tony	Miami (Fla.)	DE	1970-75
RAMSEY, Derrick	Kentucky	TE	1978-83
HESTER, Jessie	Florida State	WR	1985-87
PERRY, Mario	Mississippi	TE	1987
DYAL, Mike	Texas A&I	TE	1989-90
DUFF, John	New Mexico	TE-DE	1993-94
SHEDD, Kenny	Northern Iowa	WR	1996-99
PORTER, Jerry	West Virginia	WR	2000-07
WALKER, Javon	Florida State	WR	2008-09
HOUSHMANDZADEH, T.J.	Oregon State	WR	2011
CRINER, Juron	Arizona	WR	2012-13
PATTERSON, Cordarrelle	Tennessee	WR	2017
COLE, Keelan	Kentucky Wesleyan	WR	2022

85

CAVALLI, Carmen	Richmond	DE	1960
OATS, Carleton	Florida A&M	DT	1965-72
PITTS, Frank	Southern	WR	1974
CHANDLER, Bob	USC	WR	1980-82
WILLIAMS, Dokie	UCLA	WR	1983-87
PARKER, Andy*	Utah	TE	1988
GRADDY, Sam	Tennessee	WR	1990-92
HINTON, Marcus	Alcorn State	TE	1996
MICKENS, Terry	Florida A&M	WR	1998-99
WILLIAMS, Marcus	Washington State	TE	2002
GABRIEL, Doug*	UCF	WR	2003-05
MADSEN, John	Utah	TE	2006-08
HEYWARD-BEY, Darrius*	Maryland	WR	2010-12
MASTRUD, Jeron	Kansas State	TE	2013
THOMPkins, Kenbrell	Cincinnati	WR	2014
O'Malley, Ryan	Pennsylvania	TE	2016
CARRIER, Derek	Beloit	TE	2018-21

86

BURCH, Gerald	Georgia Tech	TE	1961
WHITE, John	Texas Southern	TE	1962
HEROCK, Ken*	West Virginia	TE	1963-65
FAIRBAND, Bill	Colorado	LB	1967-68
IRONS, Gerald	Maryland State	LB	1970-75
HARDMAN, Cedrick	North Texas State	DE	1980-81
SMITH, Jim	Michigan	WR	1985
COOPER, Earl	Rice	TE	1986
FERNANDEZ, Mervyn	San Jose State	WR	1987-92
ISMAIL, Raghib	Notre Dame	WR	1993-95
BROWN, Derek	Notre Dame	TE	1998
WALKER, Derrick	Michigan	TE	1999
WILLIAMS, Roland	Syracuse	TE	2001-02, 04
STONE, John*	Wake Forest	WR	2003
WILLIAMS, Randal	New Hampshire	TE	2005-06
STEWART, Tony	Penn State	TE	2007-09
AUSBERRY, David	USC	TE	2011-14
SMITH, Lee	Marshall	TE	2015-18

HELM, Daniel	Duke	TE	2021
--------------	------	----	------

87

POWELL, Charley	None	DE	1960-61
MISCHAK, Bob*	Army	TE-G	1963
MIRICH, Rex*	Northern Arizona	DT	1964-65
CHESTER, Raymond*	Morgan State	TE	1970-72
CASPER, Dave	Notre Dame	TE	1974-80, 84
HASSELBECK, Don	Colorado	TE	1983
JUNKIN, Trey*	Louisiana Tech	LS	1985-89
LOCKETT, Wade	Cal State-Fullerton	WR	1987
BARTLEWSKI, Rich	Fresno State	TE	1990
GLOVER, Andrew	Grambling	TE	1991-96
MILLS, John Henry*	Wake Forest	LB-TE	1997
BRIGHAM, Jeremy*	Washington	TE	1998-01
WHITTED, Alvis	North Carolina St.	WR	2002-06
LELIE, Ashley	Hawaii	WR	2008
BOSS, Kevin	Western Oregon	TE	2011
LEONHARDT, Brian	Bemidji State	TE	2014
COOK, Jared	South Carolina	TE	2017-18
MOREAU, Foster	LSU	TE	2019-22

88

JELACIC, Jon	Minnesota	DE	1961-64
KOCOUREK, Dave	Wisconsin	TE	1967-68
MOORE, Bob	Stanford	TE	1971-75
KWALICK, Ted*	Penn State	TE	1977
CHESTER, Raymond*	Morgan State	TE	1978-81
SEALE, Sam*	Western St. (Colo.)	WR-DB	1984
BARKSDALE, Rod	Arizona	WR	1986
WOODS, Chris	Auburn	WR	1987-88
HORTON, Ethan*	North Carolina	RB-TE	1989-93
WILLIAMS, Jamie	Nebraska	TE	1994
CASH, Kerry	Texas	TE	1995
TRUITT, Olanda	Mississippi State	WR	1996-97
DUNN, David	Fresno State	WR-KR	2000-01
JOLLEY, Doug	BYU	TE	2002-04
ADKISSON, James	South Carolina	TE	2006
FLEMISTER, Zeron	Iowa	TE	2005
KASA, Nick	Colorado	TE	2013-14
WALFORD, Clive	Miami (Fla.)	TE	2015-17
ATEMAN, Marcell	Oklahoma State	WR	2018-19, 21
HOLLISTER, Jacob	Wyoming	TE	2022

89

PREBOLA, Gene	Boston University	TE	1960
MILLER, Bill	Miami (Fla.)	WR	1964, 66-68
BUJE, Drew	Catawba	WR	1969-71
SWEENEY, Steve	California	WR	1973
KWALICK, Ted*	Penn State	TE	1975-76
MARTINI, Rich	UC Davis	WR	1979-80
PATTISON, Mark	Washington	WR	1986
ALEXANDER, Mike	Penn State	WR	1989
PARKER, Andy*	Utah	TE	1990
WRIGHT, Alexander	Auburn	WR	1992-94
JUNKIN, Trey*	Louisiana Tech	TE	1996
ROSENSTIEL, Bob	Eastern Illinois	TE	1997
WILLIAMS, Rodney	Arizona	WR	1998-99
FULCHER, Mondriel	Miami (Fla.)	TE	2000-02
CURRY, Ronald*	North Carolina	WR	2003-08
MILLER, Nick	Southern Utah	WR	2010-11
JONES, James	San Jose State	WR	2014
COOPER, Amari	Alabama	WR	2015-18
EDWARDS, Bryan	South Carolina	WR	2020-21

90

JONES, Willie	Florida State	DE	1979-81
McCoy, Larry	Lamar	LB	1984
WISE, Mike	UC Davis	DE	1986-90
GOODLOW, Darryl	Oklahoma	LB	1987
JACKSON, Grady	Knoxville	DT	1997-01
COLEMAN, Kenyon	UCLA	DE	2002
GILBERT, Sean	Pittsburgh	DT	2003
SANDS, Terrell*	Tenn.-Chattanooga	DT	2004-08
BRYANT, Desmond	Harvard	DT	2009-12
SIMS, Pat	Auburn	DT	2013-14
WILLIAMS, Dan	Tennessee	DT	2015-16
HESTER, Treyvon	Toledo	DT	2017
HANKINS, Johnathan	Ohio State	DT	2018-22
TILLERY, Jerry	Notre Dame	DT	2022

91			
VAN PELT, Brad	Michigan State	LB	1984-85
JACKSON, Leonard	Oklahoma State	LB	1987
WASHINGTON, Ronnie	NE Louisiana	LB	1987
McGLOCKTON, Chester	Clemson	DT	1992-97
COLEMAN, Rod*	East Carolina	DT	1999
UPSHAW, Regan	California	DE	2000-02
BRAYTON, Tyler	Colorado	DE	2003-07
SCOTT, Trevor	Buffalo	DE-LB	2008-11
CRAWFORD, Jack	Penn State	DE	2012-13
TUCK, Justin	Notre Dame	DE	2014-15
CALHOUN, Shilique	Michigan State	LB	2016-18
MAYOWA, Benson*	Idaho	DE	2019
VICKERS, Kendal*	Tennessee	DT	2020
NICHOLS, Bilal	Delaware	DT	2022

92			
MORRIS, Riley*	Florida A&M	DE	1962
McMILLEN, Dan	Colorado	LB	1987
KING, Emanuel	Alabama	LB	1989
GLOVER, La'Roi	San Diego State	DT	1996
AMEY, Vince	Arizona State	DT	1998
IOANE, Junior	Arizona State	DT	2001-02
SANDS, Terdell*	Tenn.-Chattanooga	DT	2003
WASHINGTON, Ted	Louisville	DT	2004-05
SEYMOUR, Richard	Georgia	DE-DT	2009-12
McGEE, Stacy	Oklahoma	DT	2013-16
HALL, P.J.	Sam Houston State	DT	2018-19
SMITH, Chris	Arkansas	DE	2020
THOMAS, Solomon	Stanford	DT	2021
FARRELL Jr., Neil	LSU	DT	2022

93			
TOWNSEND, Greg	TCU	DE-LB	1983-93, 97
BALL, Jerry	SMU	DT	1994-96
HARRIS, James	Temple	DE	1998-99
ARMSTRONG, Trace	Florida	DE	2001-03
KELLY, Tommy	Mississippi State	DT	2004-12
HUNTER, Jason	Appalachian State	DE	2013
LUMPKIN, Ricky*	Kentucky	DL	2014
ORR, Leon	Florida	DT	2015
PRICE, Brian	Texas-San Antonio	DT	2018
SMITH, Jacquies	Missouri	DE	2018
McCLAIN, TERRELL	South Florida	DT	2019
ROSS, Daniel	Northeast Mississippi	CCDT	2020
McCoy, Gerald	Oklahoma	DT	2021
PEKO, Kyle	Oregon State	DT	2022

94			
FRANKS, Elvis	Morgan State	DE	1985-86
SMITH, Anthony	Arizona	DE	1991-97
BRYANT, Tony	Florida State	DE	1999-02
STUBBLEFIELD, Dana	Kansas	DT	2003
GBAJA-BIAMILA, Akbar*	San Diego State	DE-LB	2004
HUNTLEY, Kevin	Kansas State	DE	2006
ALSTON, Jon*	Stanford	LB	2007
THOMAS, Robert*	UCLA	LB	2008
JOSEPH, William*	Miami (Fla.)	DT	2009
ALFORD, Jay	Penn State	DT	2010
MOSS, Jarvis	Florida	DE	2010-11
BURNETT, Kevin	Tennessee	LB	2013
SMITH, Antonio	Oklahoma State	DT	2014
VANDERDOES, Eddie	UCLA	DT	2017
LIJGET, Corey	Illinois	DT	2019
NASSIB, Carl	Penn State	DE	2020-21
BULER, Matthew	Tennessee	DT	2022

95			
BUCZKOWSKI, Bob	Pittsburgh	DE	1987
CORMIER, Joe	USC	LB	1987
CHARLES, Mike	Syracuse	DT	1990
ROBBINS, Austin	North Carolina	DT	1994-95, 00
GRANT, DeLawrence*	Oregon State	DE-LB	2001
ADAMS, Sam	Texas A&M	DT	2002
BROMELL, Lorenzo	Clemson	DE	2003
JASPER, Ed	Texas A&M	DT	2005
SHAW, Josh	Michigan State	DT	2007
COOPER, Marquius	Washington	LB	2008
BRODINE, Mason	Nebraska-Kearney	DE	2011
BURNETT, Kaelin	Nevada	LB	2012-13

MAYOWA, Benson*	Idaho	DE	2014-15
WARD, Jihad	Illinois	DL	2016-17
BROWN, Fadol	Mississippi	DE	2018
JORDAN, Dion	Oregon	DE	2019
JONES, Datone	UCLA	DT	2020
IRVING, David	Iowa State	DT-DE	2020
VICKERS, Kendal*	Tennessee	DT	2021-22
ROCHELL, Isaac	Notre Dame	DE	2022

96			
BROWN, Ron*	USC	DE	1987
TAYLOR, Malcolm	Tennessee State	DT	1987-88
WHITE, Alberto	Texas Southern	DE	1994
BUTCHER, Paul	Wayne State	LB	1996
RUSSELL, Darrell	USC	DT-DE	1997-01
IRONS, Grant	Notre Dame	DE	2003-06
JOSEPH, William*	Miami (Fla.)	DT	2008
WIMBLEY, Kamerton	Florida State	LB	2010-11
BILUKIDI, Christo	Georgia State	DT	2012-13
AUTRY, Demico	Mississippi State	DE	2014-17
CARRADINE, Tank	Florida State	DE	2018
EALY, Kony	Missouri	DE	2018
FERRELL, Clelin*	Clemson	DE	2019-20
PHILON, Darius	Arkansas	DT	2021
BOWER, Tashawn	LSU	DE	2022

97			
ACKERMAN, Rick*	Memphis State	DT	1984
GRIMES, Phil	Central Michigan	DE	1987
MRAZ, Mark	Utah State	DE	1989
BURTON, Ron	North Carolina	LB	1990
BROUGHTON, Willie	Miami (Fla.)	DT	1992-93
MARYLAND, Russell*	Miami (Fla.)	DT	1996
PARRELLA, John	Nebraska	DT	2002-04
GUNHEIM, Greyson	Washington	DE	2008
CARTER, Andrew	California	DE	2012
MUIR, Daniel	Kent State	DT	2013
EDWARDS Jr., Mario	Florida State	DE	2015-17
McDONALD, Clinton	Memphis	DL	2018
MAURO, Josh	Stanford	DE	2019
COLLINS, Maliek	Nebraska	DT	2020
SQUARE, Damion	Alabama	DT	2021
BILLINGS, Andrew	Baylor	DT	2022

98			
WILLIS, Mitch	SMU	DT	1985-88
HUNLEY, Ricky	Arizona	LB	1989-90
JOHNSON, Kevin	Texas Southern	DT	1997
OSBORNE, Chuck	Arizona	DT	1998-99
MICKELL, Darren	Florida	DE	2001
GBAJA-BIAMILA, Akbar*	San Diego State	DE-LB	2003
HAMILTON, Bobby	Southern Mississippi	DE	2004-05
RICHARDSON, Jay	Ohio State	DE	2007-09
WALKER, Vance	Georgia Tech	DT	2013
WILSON, C.J.	East Carolina	DL	2014-15
JACKSON, Branden	Texas Tech	DL	2016
RUCKER, Frostee	USC	DE	2018
CROSSBY, Maxx	Eastern Michigan	DE	2019-22

99			
VAUGHAN, Ruben	Colorado	DT-DE	1982
JONES, Sean	Northeastern	DE	1984-87
MOSS, Winston	Miami (Fla.)	LB	1991-94
BRUCE, Aundray*	Auburn	DE	1995-98
TAVES, Josh	Northeastern	DE	2000-010
GRANT, DeLawrence*	Oregon State	DE-LB	2002-03
SAPP, Warren	Miami (Fla.)	DT	2004-07
ELLIS, Greg	North Carolina	DE	2009
Houston, Lamarr	Texas	DE	2010-13
SMITH, Aldon	Missouri	LB	2015
KEY, Arden	LSU	DE	2018-20
FERRELL, Clelin*	Clemson	DE	2021-22

N/A			
JOHNSTON, Mark	Northwestern	DB	1964
MURDOCK, Jesse	California Western	RB	1963

*denotes multiple jersey numbers

ALL-TIME ASSISTANT COACHES

Name	College	Position Coached	Years
ADAMS, Tim	Air Force	Strength and Conditioning	2003
ADOLPH, Dave	Akron	Linebackers	1989-91, 1997-98
ANNO, Sam	USC	Defensive Assistant	2015-17
ANSLEY, Derrick	Troy	Defensive Backs	2018
APRIL, Bobby	Nicholls State	Special Teams Coordinator	2013-14
ASH, Chris	Drake	Defensive Backs	2022
AVEZZANO, Joe	Florida State	Special Teams Coordinator	2004-05
BATISTE, D'Anthony	Louisiana-Lafayette	Strength and Conditioning Assistant	2018-22
BAYLESS, Martin	Bowling Green	Special Teams Assistant	2004-05
BENNETT, Edgar	Florida State	Wide Receivers	2018-22
BERBENICH, Tim	Hamilton College	Quality Control - Offense	2018-21
BIEKERT, Greg	Colorado	Linebackers	2011
BILETNIKOFF, Fred	Florida State	Quality Control-Offense/Wide Receivers	1989-2006
BISACCIA, Rich	Yankton College	Assistant Head Coach/Special Teams Coordinator	2018-21
BOARD, Dwaine	North Carolina A&T	Defensive Line	2009
BOGHOSIAN, Sam	UCLA	Offensive Line	1979-87
BONJOL, Chris	Louisiana Tech	Assistant Special Teams	2014
BRADLEY, Gus	North Dakota State	Defensive Coordinator	2021
BRESNAHAN, Chuck	Navy	Defensive Backs/Defensive Coordinator	1998-2003, 2011
BRICILLO, Carmen	Duquesne	Offensive Line	2022
BROWN, Willie	Grambling	Defensive Backs/Squad Development	1979-88, 1995-11
BUCKNER, Brentson	Clemson	Defensive Line	2019
BUGEL, Joe	Western Kentucky	Assistant Head Coach-Offense	1995-96
BURNS, Keith	Arkansas	Assistant Special Teams	2012-13
CABLE, Tom	Idaho	Offensive Line	2007-08, 2018-21
CALLAHAN, Bill	Illinois Benedictine	Offensive Coordinator/Offensive Line/Tight Ends	1998-2001
CALLAHAN, Brian	UCLA	Quarterbacks	2018
CASULLO, Bob	Brockport State	Special Teams	2000-03
CLANCY, Sam	Pittsburgh	Defensive Line	2004-05
CLEMMONS, Cameron	Western Kentucky	Offensive Quality Control/Assistant Offensive Line	2020-22
COE, Charles	Kansas State	Wide Receivers	2007
COLEMAN, Marco	Georgia Tech	Assistant Defensive Line	2018
COLLETTI, Jim	UCLA	Offensive Line	2005
CODY, Ed	Purdue	Assistant Coach	1960
CONKRIGHT, Red	Oklahoma	Defensive Coach	1962
CREGG, James	Colorado State	Assistant Offensive Line	2007-08
CUNNINGHAM, Gunther	Oregon	Linebackers/Defensive Line	1991-94
DAHMS, Tom	San Diego State	Defensive Line	1963-78
DAISHER, Ted	Western Michigan	Special Teams Coordinator	2006
DEFILIPPO, John	James Madison	Quarterbacks	2007-08, 2012-14
DICKSON, George	Notre Dame	Defensive Backfield	1961
DOWNING, Todd	Minnesota	Quarterbacks/Offensive Coordinator	2015-17
DRAYTON, Maurice	The Citadel	Assistant Special Teams	2022
DUNN, John	Penn State	Strength and Conditioning	1987-89
EATMAN, Irv	UCLA	Co-Offensive Line	2006
EDWARDS, Matt	Miami (Ohio)	Defensive Assistant/Pass Rush Specialist	2022
ENGELBERG, Lewis (or Bugsy)	East Tennessee State	Kicking	1968
ERBER, Lew	Montclair State	Offensive Backfield/Wide Receivers	1976-81
ERKENBECK, Jim	San Diego State	Tight Ends	1999-2001
ETO, Darryl	Arizona	Assistant Strength and Conditioning	2015-17
FASSEL, Jim	Long Beach State	Quarterbacks	1995
FASSEL, John	Weber State	Asst. Special Teams/Special Teams	2008-11
FEENEY, Matt	John Carroll	Defensive Quality Control	2022
FELDMAN, Marty	Stanford	Assistant Coach	1960-61
FISH, Jeff	Western Carolina	Strength and Conditioning	2004-07
FLORES, Tom	Pacific	Receivers	1972-78
FORD, Robert	Houston	Quality Control-Offense	2006
FOX, John	San Diego State	Defensive Coordinator	1994-95
FRANKLIN, Chet	Utah	Defensive Backfield	1980-86
FRANKLIN, Jethro	Fresno State	Defensive Line	2015-17
FULLAGAR, Hugh	University of Wollongong	Strength and Conditioning Assistant	2017
FULLER, Curtis	TCU	Quality Control-Special Teams	2007
GANSZ, Frank Jr	Citadel	Special Teams	1998-99
GIBBS, Alex	Davidson	Assistant to Head Coach	1988-89
GIEMONT, Garrett	Fullerton College	Strength and Conditioning	1995-2003
GILMORE, Ted	Wyoming	Wide Receivers	2012-14
GOMES, Joe	St. Mary's (England)	Strength and Conditioning	2015-17
GRAHAM, Patrick	Yale	Defensive Coordinator	2022
GRIECO, John	Florida	Assistant Strength and Conditioning	2012-14
GRIFFITH, Justin	Mississippi State	Quality Control-Offense	2012-14
GRISWOLD, Chris	Hobart	Quality Control-Defense	2002-05
GRUDEN, Deuce	Lafayette College	Strength and Conditioning Assistant	2018-22
GRUNEISEN, Sam	Villanova	Linebackers	1987-90
GUENTHER, Paul	Ursinus	Defensive Coordinator	2018-20
GUIDICI, Fred	San Jose State	Quality Control-Defense	1995
GUY, John	North Carolina A&T	Defensive Assistant	1995-97
HACKETT, Paul	UC Davis	Quarterbacks	2009-10
HALL, Sid	Pacific	Linebackers	1969-70
HALUCHAK, Mike	USC	Linebackers	2009-10
HAMILTON, Ray	Oklahoma	Defensive Line	1993-94
HANSON, Randy	Pacific (Ore.)	Assistant Defensive Backs/Assistant Coach, Defense	2007-09
HARBAUGH, Jim	Michigan	Offensive Assistant	2002-03
HARDEGREE, Bo	Tennessee	Quarterbacks	2022
HARRIS, Bishop	North Carolina Central	Running Backs	1995-97
HASLETT, Jim	Indiana of Pennsylvania	Linebackers	1993-94

ALL-TIME ASSISTANT COACHES

Name	College	Position Coached	Years
HELTON, Kim	Florida	Offensive Line	1990-92
HENRY, Adam	McNeese State	Quality Control-Offense/Tight Ends	2007-11
HOFFMAN, Steve	Dickinson (Penn.)	Special Teams Coordinator	2012
HOLLAND, Johnny	Texas A&M	Linebackers	2012
HOLOVAK, Mike	Boston College	Receivers	1971
HOLT, Tim	Southern Connecticut St.	Assistant Offensive Line	2015-17
HOLZ, Nick	Colorado	Offensive Assistant/Quality Control-Offense/Asst. Wide Receivers	2012-21
HUNLEY, Ricky	Arizona	Assistant Linebackers	2011
HUTSON, Mark	Oklahoma	Tight Ends	2012-14
JACKSON, Hue	Pacific	Offensive Coordinator	2010
JEANPIERRE, Lemuel	South Carolina	Assistant Offensive Line	2018-19
JENKINS, Robert	UCLA	Offensive Assistant	1997-98
JOHNSON, Bobby	Miami (Ohio)	Tight Ends	2015-17
JOHNSON, Don	Jersey City State	Assistant Defensive Line	2007-08
JOHNSON, Taver	Wittenberg	Assistant Defensive Backs	2019-20
JONES, Pat	Arkansas	Outside Linebackers	2004-05
JONES, Ronnie	Northeast Oklahoma	Linebackers	1992
JORGE, Ernie	St. Mary's	Assistant Coach	1960
KALMANIR, Tom	Nevada	Offensive Backfield	1960-62
KENNAN, Larry	La Verne	Quarterbacks	1982-87, 1996
KJOWSKI, Kevin	Appalachian State	Strength and Conditioning Assistant	2015-16
KING, Austin	Northwestern	Offensive Quality Control/Tight Ends	2020-21
KNAPP, Greg	Sacramento State	Offensive Coordinator	2007-08, 2012
KROMER, Aaron	Miami (Ohio)	Offensive Assistant/Offensive Line	2001-04
LAL, Sanjay	Washington	Quality Control-Offense/Wide Receivers	2007-11
LEGGETT, Earl	Louisiana State	Defensive Line	1979-88, 1991-92
LEONE, Bert	Ohio State	Quality Control-Defense	2009
LIPPINCOTT, David	Dayton	Linebackers	2018-20
LOFTON, James	Stanford	Wide Receivers	2008
LOMBARDI, Mick	Fordham	Offensive Coordinator	2022
LOPEZ, Clayton	Nevada	Defensive Backs	2004-05, 2012-14
LOWE, Woodrow	Alabama	Defensive Assistant	1999-2000
LYNCH, Addison	Bryant	Assistant Defensive Backs	2021
LYNN, Johnnie	UCLA	Defensive Backs	2012-14
LYNN, Ron	Mt. Union	Defensive Backs	2000-03
MADDEN, John	Cal Poly, San Luis Obispo	Linebackers	1967-68
MADDOCK, Bob	Notre Dame	Defensive Line	1961
MADRO, Joe	Ohio State	Assistant Coach	1977-82
MALAVASI, Ray	Mississippi State	Linebackers	1971-72
MARINELLI, Rod	California Lutheran	Defensive Line	2020-21
MARINOVICH, Marv	Southern California	Strength	1968-70
MARSHALL, John	Washington State	Defensive Coordinator	2009-10
MARTIN, Don	Harvard	Quality Control-Defense	1998-2003
MARTINDALE, Don	Defiance College	Inside Linebackers/Linebackers	2004-08
MARTINEZ, George	NW Oklahoma State	Quality Control-Defense	2006-08
MARTINEZ, Kelsey	Bethany College	Strength and Conditioning Assistant	2018
McCABE, Richard	Pittsburgh	Defensive Backfield	1969-70
McELWAIN, Jim	Eastern Washington	Quarterbacks	2006
McKINNEY, Odis	Colorado	Defensive Backs	1990-94
McMAHON, Tom	Carroll College	Special Teams Coordinator	2022
MEYERS, Bill	Stanford	Offensive Line/Assistant to Head Coach-Tight Ends, Tackles	1993-97
MICHAELS, Walt	Washington & Lee	Assistant Coach	1962
MICHALCZIK, Jim	Washington State	Offensive Line	2009-10
MILLARD, Keith	Washington State	Defensive Line Assistant/Defensive Line	2005-08
MILLER, Al	Northeast Louisiana	Strength and Conditioning	2012-13
MILLER, Wes	Missouri State	Strength and Conditioning Assistant	2015-17
MILLUS, Ron	Washington	Defensive Backs	2021
MILLUS, Ryan	Arizona State	Defensive Quality Control	2021
MISCHAK, Bob	Army	Tight Ends	1973-74, 1979-87, 1994
MOORE, Myrel	California-Davis	Linebackers	1978-79
MOORE, Rob	Syracuse	Wide Receivers	2015-17
MORGAN, Chris	Colorado	Assistant Offensive Line	2009-10
MORTON, John	Western Michigan	Offensive Assistant/Tight Ends/Senior Offensive Assistant	1998-2004, 2019-20
MUSGRAVE, Bill	Oregon	Quarterbacks/Offensive Coordinator	1997, 2015-16
NEIBEL, A.J.	Long Beach State	Head Strength and Conditioning	2019-22
NICOLAU, Nick	Southern Connecticut	Wide Receivers	1988
NORTON, Jr., Ken	UCLA	Defensive Coordinator	2015-17
NORVELL, Jay	Iowa	Tight Ends	2002-03
OKAM, Frank	Texas	Defensive Line	2022
OLSON, Greg	Central Washington	Offensive Coordinator	2013-14, 2018-20
O'NEIL, Jim	Towson	Defensive Backs	2018-20
ORTMAYER, Steve	La Verne	Football Ops/Special Teams	1978-86, 1990-94
PAGAC, Fred	Ohio State	Linebackers	2001-06
PAGANO, Chuck	Wyoming	Defensive Assistant	2005-06
PAGANO, John	Mesa State	Assistant Head Coach - Defense	2017
PARMALEE, Bernie	Ball State	Running Backs	2015-17
PEETE, Skip	Kansas	Running Backs	1998-06
PEETZ, Jake	Nebraska	Senior Offensive Assistant/Assistant Quarterbacks/Quarterbacks	2015-17
PELCH, Aaron	Weber State	Assistant Special Teams	2009
PERKINS, Ray	Alabama	Offensive Coordinator	1997
PERRY, Darren	Penn State	Defensive Backs	2007-08
PETERS, Floyd	San Francisco State	Defensive Line	1995-96
PIERCE, Antonio	Arizona	Linebackers	2022
POLAMALU, Kennedy	USC	Running Backs	2022
POLLACK, Frank	Northern Arizona	Offensive Line	2012

ALL-TIME ASSISTANT COACHES

Name	College	Position Coached	Years
POLONCZEK, John	Michigan State	Offensive Backfield	1967-71
RATHMAN, Tom	Nebraska	Running Backs	2007-08
RAUCH, John	Georgia	Offensive Backs	1963-65
RAYE, Jimmy	Michigan State	Assistant Head Coach/Offensive Coordinator	2004-05
REILLY, Jack	Long Beach State	Offensive Backs	1994
ROACH, Paul	Black Hills State	Offensive Backfield	1972-74
ROBERTSON, Marcus	Iowa State	Assistant Defensive Backs/Defensive Backs	2014-16
ROBINSON, John	Oregon	Offensive Backfield	1975
ROBISKIE, Terry	LSU	Coaches Assistant/Tight Ends	1982-93
RODRIGUEZ, Pete	Western State (Colo.)	Special Teams	1988-89
ROLL, Brad	Stephen F. Austin	Strength and Conditioning	2008-11
ROSS, Kevin	Temple	Defensive Backs	2010-11
ROSS, Robin	Washington State	Linebackers	1999-2000
ROWEN, Keith	Stanford	Offensive Line	1997-98
RYAN, Rob	SW Oklahoma State	Defensive Coordinator; Senior Defensive Assistant	2004-08, 2022
SANDERS, Bob	Davidson	Linebackers	2013-14
SANDERS, Eric	UC Davis	Quality Control-Offense/Quality Control-Defense	2010-14
SARKISIAN, Steve	Brigham Young	Quarterbacks	2004
SAUNDERS, Al	San Jose State	Offensive Coordinator/Sr. Offensive Assistant	2011-14
SCANGARELLO, Rich	Sacramento State	Quality Control-Offense	2009
SCANNELLA, Joe	Lehigh	Special Teams/Offensive Backs	1972-77, 1987-93
SCHLEICHER, Maury	Penn State	Linebackers	1965
SCHNEIDER, Brian	Colorado State	Special Teams Coordinator	2007-08
SCHUPLINSKI, Jerry	John Carroll	Senior Offensive Assistant	2022
SEELY, Brad	South Dakota State	Special Teams Coordinator	2015-17
SHAFFER, Steve	Utah State	Defensive Backs	1995-97
SHAW, David	Stanford	Quality Control-Offense/Quarterbacks	1998-2001
SHAW, Tom	Central Michigan	Strength and Conditioning	2018
SHAW, Willie	New Mexico	Defensive Coordinator	1998-99
SHELDON, Matt	Minnesota	Director of Football Research and Strategy	2022
SHELL, Art	Maryland State	Offensive Line	1983-89
SHINNICK, Don	UCLA	Linebackers	1973-77
SHOOP, John	University of the South	Tight Ends	2005-06
SIMMONS, Jason	Arizona State	Defensive Backs/Pass Game Coordinator	2022
SIMS, Darryl	Wisconsin	Assistant Defensive Line	2006
SINGLER, Mitch	Oregon State	Offensive Quality Control	2022
SINGLETON, Jemal	Air Force	Running Backs	2018
SKIPPER, Kelly	Fresno State	Tight Ends/Running Backs	2007-14
SLATE, Rick	Florida State	Strength and Conditioning Assistant	2018-22
SLATER, Jackie	Jackson State	Co-Offensive Line	2006
SMITH, Frank	Miami (Ohio)	Tight Ends	2018-20
SMITH, Richard	Nebraska	Linebackers	2015-17
SMITH, Tracy	LSU	Assistant Special Teams	2015-17
SMITH, Travis	Cal Poly	Defensive Asst/Quality Control-Defense/Outside LBs/Asst. Defensive Line	2012-2021
SPARANO, Tony	New Haven	Asst. Head Coach/Offensive Line	2013-14
SPENCER, Kevin	Springfield	Special Teams	1995-97
SPENCER, Oliver	Kansas	Offensive Line/Defensive Line	1962-79
STANTON, Jack	North Carolina State	Defensive Backs	1989-94
STEPHENS, Vernon	North Florida	Assistant Strength and Conditioning	2014
STEVENS, Gary	John Carroll	Quarterbacks	1998-2000
STORER, Byron	California	Assistant Special Teams	2018-21
SUMNER, Charles	William & Mary	Defensive Backfield/Linebackers	1963-68, 1979-83
SUNSERI, Sal	Pittsburgh	Linebackers	2015-17
SWEENEY, Jim	Portland State	Special Teams	1978
TARVER, Jason	Santa Clara	Defensive Coordinator	2012-14
TICE, Mike	Maryland	Offensive Line	2015-17
TICE, Nate	Wisconsin	Quality Control - Offense	2017
TILLMAN, Rusty	Northern Arizona	Special Teams	1996-97
TOLLNER, Ted	Cal Poly, San Luis Obispo	Passing Game Coordinator	2009-10
TRESTMAN, Marc	Morehead State	Senior Assistant/Offensive Coordinator	2001-03
TROGAVAC, Mike	Michigan	Defensive Line/Senior Defensive Assistant	2018-19
TURNER, Chris	Long Beach State	Offensive Assistant	2002-05
URBANIK, Bill	Ohio State	Defensive Line	1989-90, 1997
VIESELMAYER, Brent	Redlands	Assistant Linebackers/Safeties	2015-17
WALKER, Fred	Mississippi State	Offensive Assistant	2022
WALSH, Bill	San Jose State	Offensive Backfield	1966
WALSH, Tom	U.C. Santa Barbara	Wide Receivers/Quarterbacks/Offensive Coordinator	1982-94, 2006
WARD, Lorenzo	Alabama	Assistant Defensive Backs/Special Teams	2006
WARREN, Jimmy	Illinois	Defensive Backs	1987-88
WASHINGTON, Lionel	Tulane	Defensive Backs	2009-10
WAUFLE, Mike	Utah State	Defensive Line	1998-2003, 2010-11
WHITE, Mike	California	Quarterbacks/Offensive Line	1990-94
WHITTINGHAM, Fred	Cal Poly, San Luis Obispo	Linebackers	1995-97
WHITTINGTON, Arthur	Southern Methodist	Assistant	1993-94
WILKERSON, Doug	North Carolina Central	Strength and Conditioning	1994
WILLIAMS, Terrell	East Carolina	Defensive Line	2012-14
WILLSEY, Ray	California	Defensive Backfield/Offensive Backfield	1978-87
WILSON, Kirby	Illinois	Running Backs	2019-21
WILSON, Mike	Washington State	Wide Receivers	1995-96
WISNIEWSKI, Steve	Penn State	Assistant Offensive Line	2011-12
WOOD, Dick	Auburn	Ends	1969-70
WOODS, Joe	Illinois State	Defensive Backs	2014
WOODSON, Rod	Purdue	Assistant Coach, Cornerbacks/Assistant Defensive Backs/Cornerbacks	2011, 15-17
WYLIE, Bob	Roger Williams	Offensive Line	2011
ZEMAN, Bob	Wisconsin	Defensive Backfield/Linebackers	1971-77, 1984-86

1960

(Territorial Selection)	Dale Hackbart, QB, Wisconsin
(First selections)	Carroll Dale, E, Virginia Tech
	Don Norton, E, Iowa
	John Wilcox, T, Oregon
	Michael Wright, T, Minnesota
	Earl Kohlhaas, G, Penn State
	Jerry Stalcup, G, Wisconsin
	Maxie Baughan, C, Georgia Tech
	Abner Haynes, HB, North Texas State
	Silas Woods, HB, Marquette
	Neil MacLean, FB, Wake Forest
	Carmen Cavalli, E, Richmond
	Larry Muff, E, Benedictine
	Chuck Pollard, E, Rice
	Al Witcher, E, Baylor
	Willie Boykin, T, Michigan State
	Don Deskins, T, Michigan
	Ken Fitch, T, Kansas
	Jim O'Brien, T, Boston College
	Cloyd Boyette, T-G, Texas
	Jim Chastain, T-G, Michigan State
	Leon Dumbrowski, T-G, Delaware
	Earl Kohlhaas, G, Penn State
	Billy Roland, G, Georgia
	Jim Andreotti, C, Northwestern
	Jim Otto, C, Miami
	George Blanch, HB, Texas
	Vin Hogan, HB, Boston College
	Bob Jarus, HB, Purdue
	Purcell Daniels, FB, Pepperdine
	Ray Smith, FB, UCLA
	Fran Curci, QB, Miami
	Bobby Lackey, QB, Texas
(Second selections)	Johnny Brewer, E, Mississippi
	Don Edington, E, Florida
	Bill Herron, E, Georgia
	Howard Turley, E, Louisville
	Al Bansavage, T-G, USC
	Bob Hogue, T-G, Shepherd
	Gerald Lambert, T-G, Texas A&I
	Bob Parker, T-G, East Texas State
	Tony Polychronis, T-G, Utah
	Dan Sheehan, T-G, Tenn.-Chattanooga
	Jim Williams, T-G, North Carolina
	Jim Woodward, T-G, Lamar Tech
	Howard Evans, C, Houston
	Fred Hageman, C, Kansas
	C.J. Alexander, HB, Southeastern
	Pervis Atkins, HB, New Mexico State
	Walter Beach, HB, Central Michigan
	George Boynton, HB, East Texas State
	Rich Mostardo, HB, Kent State
	Sam McCord, QB, East Texas State



C Jim Otto

1961

Rd.	Overall	Player, Pos., School
1	4	Joe Rutgens, T, Illinois
2	12	George Fleming, HB, Washington
3	20	Myron Pottios, G, Notre Dame
4	28	Elbert Kimbrough, E, Northwestern
5	36	Dick Norman, QB, Stanford
6	44	Bobby Crespino, HB, Mississippi
7	52	Ray Purdin, HB, Northwestern
8	57	Tom Watkins, HB, Iowa State
8	60	Dick Price, G, Mississippi
9	68	Lowndes Shingler, QB, Clemson
10	76	Ken Peterson, T, Utah
11	84	Dave Mayberry, FB, Utah State
12	92	Bob Schmitz, G, Montana State
12	100	Gerald Burch, E, Georgia Tech
14	108	Clark Miller, T, Utah State
15	116	Bob Coolbaugh, E, Richmond
16	124	Chuck Lamson, HB, Wyoming
17	132	Joe Novsek, T, Tulsa
18	140	Joe Krakoski, HB, Illinois
19	148	Charles Fuller, HB, San Francisco St.
20	156	Preston Powell, FB, Grambling
21	164	Mike Jones, QB, San Jose State
22	172	Blayne Jones, G, Idaho State
23	180	Roger Fisher, C, Utah State
24	188	Jack Novak, G, Miami (Fla.)
25	196	Paul Yanke, E, Northwestern
26	204	Dean Hinshaw, T, Stanford
27	212	Clair Appledoorn, E, San Jose St.
28	220	Dave Grosz, QB, Oregon
29	228	Ed Morris, T, Indiana
30	236	Bill Face, HB, Stanford

1962

1	1	Roman Gabriel, QB, No. Carolina St
2	9	Lance Alworth, FL, Arkansas
3	17	Ed Pine, C, Utah
4	25	John Myers, T, Washington
5	33	Joe Hernandez, HB, Arizona
6	41	Dan Birdwell, C, Houston
7	49	Jim Norris, T, Houston
8	57	Ferrell Yarborough, E, Northwestern
9	65	Jim Dillard, HB, Oklahoma State
10	73	Henry Rivera, HB, Oregon State
12	89	Jim Skaggs, G, Washington
12	92	Gary Schwertfeger, LB, Montana
12	94	Oscar Donahue, E, San Jose State
13	97	George Pierovich, FB, California
14	105	Bert Coan, HB, Kansas
15	113	Floyd Dean, E, Florida
16	121	Pat Russ, T, Purdue
17	129	Larry Ferguson, HB, Iowa
18	137	Jim Vollenweider, FB, Miami (Fla.)
19	145	Dennis Spurlock, QB, Whitworth
19	146	Kent Horne, T, BYU
20	153	John Sutro, G, San Jose State
21	161	Bill Tunnickliff, FB, Michigan
22	169	Jim Cadile, E, San Jose State
23	177	Elvin Basham, G, Kansas
24	185	Mickey Bruce, G, Oregon
25	193	Tom Cagaanan, HB, Utah State
26	201	Fred Miller, T, LSU
27	209	Keith Luhnaw, FB, Santa Ana J.C.
28	217	Marv Marinovich, T, USC
29	225	Leon Donohue, E, San Jose State
30	233	Pete Nicklas, T, Baylor
31	241	Bob Elliot, FB, North Carolina
32	249	Bobby Richards, DE, LSU
33	257	Eugene White, HB, Florida A&M
34	265	Bill Worrell, T, Georgia

ALL-TIME DRAFTS

1963

6	41	Butch Wilson, HB, Alabama
7	49	Dave Costa, T, Utah
8	57	Roger Locke, E, Arizona State
9	65	Jerry Logan, HB, West Texas State
10	73	Ray Schoenke, G, SMU
12	89	Walt Burdin, LB, McNeese State
12	95	Doyle Branson, HB, So. Oregon
13	97	Darnel Haney, E, Utah State
13	102	Drew Roberts, E, Humboldt State
15	113	Vern Burke, E, Oregon State
16	121	Jim Moss, HB, West Virginia
17	129	John Murio, HB, Whitworth
18	137	Terry Dillon, HB, Montana
18	138	George Hogan, G, Texas A&M
19	145	Tony Fiorentino, G, UCLA
20	153	Rex Mirich, T, Northern Arizona
21	161	Neal Petties, HB, San Diego State
22	169	Hugh Campbell, E, Washington St.
23	177	Jon Anabo, QB, Fresno State
24	185	Dick Peters, T, Whittier
25	193	Bill McFarland, FB, Oklahoma St.
26	201	Dennis Claridge, QB, Nebraska
27	209	Dick Skelly, HB, Florida
28	217	Larry Campbell, FB, Utah State
29	225	Dick Anderson, E, Penn State

1964

1	7	Tony Lorick, HB, Arizona State
2	15	Dan Conners, T, Miami (Fla.)
3	23	George Bednar, T, Notre Dame
4	31	Bill Budness, LB, Boston University
5	39	Don Green, DB, Susquehanna
7	55	John Sapinsky, T, William & Mary
8	63	Vince Petno, DB, Citadel
9	71	John Williamson, G, Louisiana Tech
9	72	Herschel Turner, T, Kentucky
10	79	Mel Renfro, HB, Oregon
11	87	Larry Rakestraw, QB, Georgia
12	95	Billy Lothridge, QB, Georgia Tech
13	103	Mickey Babb, E, Georgia
14	111	Fred Polser, G, East Texas State
15	119	Mike Giers, T, USC
16	127	Ron Wilkening, HB, North Dakota
17	135	Fred Lewis, HB, Massachusetts
18	143	Ron Calcagno, QB, Santa Clara
19	151	Tom Michel, FB, East Carolina
20	159	Ed Beard, T, Tennessee
21	167	Carleton Oats, E, Florida A&M
22	175	Jim Long, FB, Fresno State
23	183	Bill Curry, C, Georgia Tech
24	191	Kent Francisco, T, UCLA
25	199	Terry Steg, HB, Virginia
26	207	Gordon Guest, QB, Arkansas

1965

1	3	Harry Schuh, T, Memphis State
2	11	Fred Biletnikoff, WR, Florida State
3	19	Bob Svihus, T, USC
4	27	Gus Otto, LB, Missouri
9	67	Rich Zecher, T, Utah State
10	75	Craig Morton, QB, California
11	83	Bill Minor, LB, Illinois
13	99	Wally Mahle, DB, Syracuse
14	107	Loren Hawley, DB, California
15	115	Bill Cronin, DE, Boston College
16	123	Fred Hill, E, USC
17	131	Gary Porterfield, E, Tulsa
18	139	John Dugan, T, Holy Cross
19	147	Frank McClendon, T, Alabama
20	155	Bo Scott, HB, Ohio State

REDSHIRT

1	Larry Todd, HB, Arizona State
2	Jim Harvey, T, Mississippi
3	Steve Mass, T, Detroit
4	Mickey Cox, T, LSU
5	Bob Taylor, G, Cincinnati
6	Gregg Kent, T, Utah
7	John Carroll, T, Texas
8	Henry Pinkett, HB, Baylor
9	Frank Pennie, T, Florida State
10	Brent Berry, T, San Jose State
11	Tom Longo, DB, Notre Dame
12	Dennis Duncan, HB, Louisiana College

1966

1	63	Rodger Bird, DB, Kentucky
2	57	Butch Allison, T, Missouri
3	58	Tom Mitchell, E, Bucknell
4	71	Richard Tyson, G, Tulsa
5	59	Pete Banaszak, HB, Miami (Fla.)
7	60	Franklin McRae, T, Tennessee St.
9	80	Clifton Kinney, LB, San Diego State
10	89	Tony Jeter, E, Nebraska
11	98	Joe Labruzzo, HB, LSU
12	107	Wayne Foster, T, Washington State
13	116	John Niland, G, Iowa
14	125	Mike Johnson, HB, Kansas
15	134	Steve Renko, FB, Kansas
16	143	Craig Ritchey, DB, Stanford
17	152	Ted Holman, DB, Syracuse
18	161	Art Robinson, E, Florida A&M
19	170	Jack Shinholser, LB, Florida State
20	179	Steve Bowman, FB, Alabama

REDSHIRT

1	Rod Sherman, HB, USC
2	Tom Cichowski, T, Maryland
3	Ron Parson, E, Austin Peay
4	John Crumbacher, T, Tennessee
5	George Patton, T, Georgia
6	Dan Archer, T, Oregon
7	Bill Thomas, HB, Oklahoma
8	Ray Schmutz, LB, San Diego St.
9	Mel Tom, LB, San Jose State
10	Joe O'Brien, FB, Texas-Arlington
11	Mike Brundage, QB, Oregon



G Gene Upshaw

1967

1	17	Gene Upshaw, G, Texas A&I
3	75	Bill Fairband, LB, Colorado
4	96	James Roy Jackson, E, Oklahoma
5	124	Gerald Warfield, HB, Mississippi
5	131	Mike Hibler, LB, Stanford
6	155	Rick Egloff, QB, Wyoming
7	176	Ron Lewellen, DT, Tennessee-Martin
8	188	Estes Banks, RB, Colorado
9	228	Mark De Villing, LB, Muskingum
10	253	Richard Sligh, T, No. Carolina Central
11	280	Duane Benson, LB, Hamline
12	306	Bob Kruse, T, Colorado State
13	332	Len Kleinpeter, E, SW Louisiana
14	363	Casey Boyett, E, BYU
15	384	Ben Woodson, HB, Utah
16	409	Don Bruce, G, Virginia Tech
17	436	Mike Cullin, DE, Slippery Rock

1968

1	25	Eldridge Dickey, QB, Tennessee St.
2	52	Ken Stabler, QB, Alabama
3	80	Art Shell, T, Maryland State
4	110	Charlie Smith, RB, Utah
5	136	John Naponick, T, Virginia
7	168	John Harper, C, Adams State
7	190	George Atkinson, DB, Morris Brown
9	244	John Eason, TE, Florida A&M
10	271	Rick Owens, DB, Pennsylvania
11	277	Marv Hubbard, FB, Colgate
11	298	Chip Oliver, LB, USC
12	326	Larry Plantz, WR, Colorado
13	352	Larry Blackstone, RB, Fairmont St.
14	379	Ray Carlson, LB, Hamline
15	406	Mike Leinert, RB, Texas Tech
16	433	David Morrison, DB, Texas State
17	460	Steve Berry, E, Catawba

1969

1	22	Art Thoms, DL, Syracuse
2	50	George Buehler, OL, Stanford
3	75	Lloyd Edwards, TE, San Diego St.
4	100	Ruby Jackson, DL, New Mexico St.
6A	136	Ken Newfield, RB, LSU
6B	153	Jackie Allen, DB, Baylor
7	178	Finnis Taylor, DB, Prairie View
9	234	Drew Buie, WR, Catawba
11	284	Harold Rice, LB, Tennessee A&I
12	317	Al Goddard, DB, J.C. Smith
13	334	Dave Husted, LB, Wabash
14	362	Harold Busby, WR, UCLA
15	387	Alvin Presnell, RB, Alabama A&M
16	412	Junior Davis, LB, Alabama
17	440	Billy Austin, G, Arkansas AM&N

1970

1	24	Raymond Chester, TE, Morgan St.
2	50	Ted Koy, RB, Texas
3	76	Gerald Irons, LB, Maryland State
4	102	Tony Cline, LB, Miami (Fla.)
5	128	Art Laster, T, Maryland State
6	154	Alvin Wyatt, DB, Bethune-Cookman
7	180	Steve Svitak, LB, Boise State
8	207	Mike Wynn, DE, Nebraska
9	232	Ike Hill, DB, Catawba
10	258	Gordon Bosserman, T, UCLA
11	284	Emery Hicks, LB, Kansas
12	310	Jerry DeLoach, G, UC Davis
13	336	Don Highsmith, RB, Michigan St.
14	362	John Riley, K, Auburn
15	392	Fred Moore, DB, Washington State
16	414	Tim Roth, C, South Dakota State
17	439	Eric Stolberg, WR, Indiana

1971

1	19	Jack Tatum, DB, Ohio State
2	45	Phil Villapiano, LB, Bowling Green
3	73	Warren Koegel, C, Penn State
4	97	Clarence Davis, RB, USC
5	123	Bob Moore, TE, Stanford
6	149	Greg Slough, LB, USC
7	157	Don Martin, DB, Yale
9	227	Dave Garnett, RB, Pittsburgh
10A	238	Bill West, DB, Tennessee State
10B	253	Tim Oesterling, DT, UCLA
11	279	James Poston, DT, South Carolina
12	305	Horace Jones, DE, Louisville
13	334	Mick Natzel, DB, Central Michigan
14	357	Tom Gipson, DT, North Texas State
15	383	Andy Giles, LB, William & Mary
16	412	Tom Stawarz, DB, Miami (Fla.)
17	442	Chuck Hill, WR, Sam Houston St.

1972

1	21	Mike Siani, WR, Villanova
2A	33	Kelvin Korver, DT, Texas A&M
2B	43	John Vella, T, USC
3	72	Mel Lunsford, DE, Central St.
4A	98	Cliff Branch, WR, Colorado
4B	100	Dave Dalby, C, UCLA
6	131	Dan Medlin, DT, North Carolina St.
7A	173	Ray Jamieson, RB, Memphis
7B	176	Skip Thomas, DB, USC
7C	178	Dennis Pate, DB, San Francisco St.
8	202	Jackie Brown, RB, Stanford
9	228	Dave Bigler, RB, Morningside
10	254	Phil Price, DB, Idaho State
11	277	Joe Carroll, LB, Pittsburgh
12	306	Kent Gaydos, TE, Florida State
13	333	Ted Covington, WR, San Fernando St.
14	358	Dennis Cambal, RB, William & Mary
15A	364	Charles Hester, RB, Central St.
15B	384	Dave Snesrud, LB, Hamline
16	410	Willie Wright, WR, No. Carolina A&T

1973

1	23	Ray Guy, P, Southern Mississippi
2	49	Monte Johnson, LB, Nebraska
4A	92	Perry Smith, DB, Colorado State
4B	101	Joe Wylie, WR, Oklahoma
5A	124	Louis Neal, WR, Prairie View
5B	127	Ron Mikolajczyk, T, Tampa
6	153	Brent Myers, T, Purdue
7	179	Gary Weaver, LB, Fresno State
8	205	Mike Rae, QB, USC
9	231	Steve Sweeney, WR, California
10	257	Leo Allen, WR, Tuskegee
11	283	Jerry List, RB, Nebraska
12	309	James Krapf, LB, Alabama
14	361	Bruce Polen, DB, William Penn
15	387	Jack Leffers, G, Vanderbilt
16	413	Jerry Gadlin, WR, Wyoming
17	439	Mike Ryan, C, USC

SUPPLEMENTAL DRAFT

1	Blenda Gay, DE, Fayetteville State
---	------------------------------------

1974

1	19	Henry Lawrence, T, Florida A&M
2	45	Dave Casper, TE, Notre Dame
3	75	Mark van Eeghen, RB, Colgate
4	93	Morris Bradshaw, WR, Ohio State
5	123	Pete Wessel, DB, Northwestern
6	148	James McAlister, RB, UCLA
7	175	Rod Garcia, K, Stanford
9	227	Kenith Pope, DB, Oklahoma
10	253	Chris Arnold, DB, Virginia State
11	279	Harold Hart, RB, Texas Southern
12	305	Noe Gonzalez, RB, SW Texas St.
13	330	Mike Denny, LB, So. Mississippi
14	357	Don Willingham, RB, Wisc.-Milwaukee
15	387	Greg Mathis, DB, Idaho State
16	409	Delario Robinson, WR, Kansas
17	435	James Morris, DT, Missouri Valley

1975

1	24	Neal Colzie, DB, Ohio State
2	45	Charles Phillips, DB, USC
3	76	Louis Carter, RB, Maryland
5	128	David Humm, QB, Nebraska
7	180	James Daniels, DB, Texas A&M
9	232	Harry Knight, QB, Richmond
10	259	Steve Sylvester, G, Notre Dame
12	310	Jack Magee, C, Boston College
14	362	Tom Doyle, DB, Yale
15	389	Paul Careathers, RB, Tennessee

ALL-TIME DRAFTS

1976

2A	34	Charles Philyaw, DE, Texas Southern
2B	50	Jeb Blount, QB, Tulsa
3	84	Rik Bonness, LB, Nebraska
4	110	Herb McMath, DE, Morningside
5	146	Fred Steinfert, K, Boston College
7	204	Clarence Chapman, WR, E. Michigan
8A	220	Jerome Dove, DB, Colorado State
8B	231	Terry Kunz, RB, Colorado
10	286	Dwight Lewis, DB, Purdue
11	313	Rick Jennings, RB, Maryland
12	343	Cedric Brown, DB, Kent State
13A	367	Craig Crnick, DE, Idaho
13B	370	Mark Young, G, Washington State
14	397	Calvin Young, RB, Fresno State
15	427	Carl Hargrave, DB, Upper Iowa
16	454	Doug Hogan, DB, USC
17A	478	Buddy Tate, DB, Tulsa
17B	481	Nate Beasley, RB, Delaware

1977

2A	35	Mike Davis, DB, Colorado
2B	57	Ted McKnight, RB, Minnesota-Duluth
4	112	Mickey Marvin, G, Tennessee
5A	126	Lester Hayes, DB, Texas A&M
5B	139	Jeff Barnes, LB, California
7	190	Rich Martini, WR, UC Davis
8	223	Terry Robiskie, RB, LSU
12A	317	Rod Martin, LB, USC
12B	334	Rolf Benirschke, K, UC Davis

1978

2	54	Dave Browning, DE, Washington
3A	57	Derrick Jensen, RB, Texas-Arlington
3B	82	Lindsey Mason, T, Kansas
4A	86	Maurice Harvey, DB, Ball State
4B	108	Joe Stewart, WR, Missouri
5	136	Derrick Ramsey, TE, Kentucky
6A	143	Tom Davis, C, Nebraska
6B	164	Mike Levenseller, WR, Washington St.
7A	176	Arthur Whittington, RB, SMU
7B	192	Earl Inmon, LB, Bethune-Cookman
8	207	Mark Nichols, LB, Colorado State
11A	291	Dean Jones, WR, Fresno State
11B	304	Bob Glazebrook, DB, Fresno State
12	332	Joe Conron, WR, Pacific

1979


2	42	Willie Jones, DE, Florida State
6A	142	Ira Matthews, KR, Wisconsin
6B	156	Henry Williams, DB, San Diego State
7	175	Jack Matia, T, Drake
8	209	Robert Hawkins, RB, Kentucky
9	238	Jim Rourke, T, Boston College
10	259	Ricky Smith, DB, Tulane
11	294	Bruce Davis, T, UCLA
12A	316	Dirk Abernathy, DB, Bowling Green
12B	320	Reggie Kinlaw, DT, Oklahoma

1980

1	15	Marc Wilson, QB, BYU
2	43	Matt Millen, LB, Penn State
5A	125	Kenny Lewis, RB, Virginia Tech
5B	126	John Adams, LB, LSU
5C	128	William Owens, LB, North Alabama
7	173	Malcolm Barnwell, WR, Virginia Union
8	194	Kenny Hill, DB, Yale
10	264	Walter Carter, DT, Florida State
11	291	Mike Massey, LB, Arkansas
12	322	Calvin Muhammad, WR, Texas Southern

1981

1A	21	Ted Watts, CB, Texas Tech
1B	23	Curt Marsh, T, Washington
2	48	Howie Long, DE, Villanova
4	111	Johnny Robinson, DT, Louisiana Tech
5	118	James Davis, CB, Saginaw Valley St.
9	248	Curt Mohl, T, UCLA
10	276	Frank Hawkins, RB, Nevada
11	304	Chester Willis, RB, Auburn
12	332	Phil Nelson, TE, Delaware



DE Howie Long

1982

1	10	Marcus Allen, RB, USC
2A	35	Jack Squirek, LB, Illinois
2B	37	Jim Romano, C, Penn State
3	64	Vann McElroy, S, Baylor
4	91	Ed Muransky, T, Michigan
5	123	Ed Jackson, LB, Louisiana Tech
7	177	Jeff Jackson, DE, Toledo
10	263	Rich D'Amico, LB, Penn State
11	289	Willie Turner, WR, LSU
12	316	Randy Smith, WR, East Texas State

1983

1	26	Don Mosebar, T, USC
2	54	Bill Pickel, DT, Rutgers
3	82	Tony Caldwell, LB, Washington
4	110	Greg Townsend, DE, TCU
5	138	Dokie Williams, WR, UCLA
7	194	Jeff McCall, RB, Clemson
8	222	Mike Dotterer, RB, Stanford
9	249	Kent Jordan, TE, St. Mary's
10	277	Mervyn Fernandez, WR, San Jose St.
12	333	Scott Lindquist, QB, No. Arizona

1984

2	51	Sean Jones, DT, Northeastern
3	84	Joe McCall, RB, Pittsburgh
5	127	Andy Parker, TE, Utah
6	168	Stacey Toran, S, Notre Dame
7	183	Mitch Willis, DE, SMU
8	224	Sam Seale, WR, Western State
11	282	Gardner Williams, CB, St. Mary's
12	336	Randy Essington, QB, Colorado

SUPPLEMENTAL DRAFT (USFL & CFL PLAYERS)

1	28	Chris Woods, WR, Auburn (Edmonton)
2	56	Stewart Hill, LB, Washington (Edmonton)
3	84	James Farr, G, Clemson (Washington)

1985

1	23	Jessie Hester, WR, Florida State
3A	79	Tim Moffett, WR, Mississippi
3B	80	Stefon Adams, DB, East Carolina
4	107	Jamie Kimmel, LB, Syracuse
5	135	Dan Reeder, RB, Delaware
6	143	Rusty Hilger, QB, Oklahoma State
7A	186	Kevin Belcher, T, Wisconsin
7B	188	Mark Pattison, WR, Washington
7C	191	Bret Clark, DB, Nebraska
7D	192	Nick Haden, C, Penn State
8	220	Leonard Wingate, DT, So. Carolina St.
9	246	Chris Sydnor, DB, Penn State
10A	275	Reggie McKenzie, LB, Tennessee
10B	276	Albert Myres, DB, Tulsa
11	303	Steve Strachan, RB, Boston College
12	332	Raymond Polk, DB, Oklahoma State

1986

1	24	Bob Buczkowski, DE, Pittsburgh
3	80	Brad Cochran, CB, Michigan
4A	85	Mike Wise, DE, UC Davis
4B	103	Vance Mueller, RB, Occidental
4C	108	Napoleon McCallum, RB, Navy
6	164	Doug Marrone, T, Syracuse
7	191	Bill Lewis, C, Nebraska
8	219	Joe Mauntel, LB, Eastern Kentucky
9	246	Zeph Lee, RB, USC
10	275	Jeff Reinke, DE, Mankato State
11	302	Randell Webster, LB, SW Oklahoma St.
12	330	Larry Shephard, WR, Houston

1987

1	15	John Clay, T, Missouri
2	52	Bruce Wilkerson, T, Tennessee
3	81	Steve Smith, RB, Penn State
4	110	Steve Buelein, QB, Notre Dame
7	183	Bo Jackson, RB, Auburn
9	238	Scott Eccles, TE, E. New Mexico
10A	254	Rob Harrison, RB, Sacramento State
10B	265	John Gesek, G, Sacramento State
10C	273	Jim Ellis, LB, Boise State
11A	288	Chris McLemore, RB, Arizona
11B	294	Mario Perry, TE, Mississippi

1988

1A	6	Tim Brown, WR, Notre Dame
1B	9	Terry McDaniel, CB, Tennessee
1C	25	Scott Davis, DE, Illinois
4	90	Tim Rother, DT, Nebraska
5	131	Dennis Price, CB, UCLA
6	143	Erwin Grabisna, LB, Case W. Reserve
7	171	Derrick Crudup, DB, Oklahoma
8	199	Mike Alexander, WR, Penn State
9A	227	Reggie Ware, RB, Auburn
9B	229	Scott Tabor, P, California
10	255	Newt Harrell, G, West Texas State
11	283	David Weber, QB, Carroll College
12	311	Greg Kunkel, G, Kentucky

1989

2	29	Steve Wisniewski, G, Penn State (Acquired via trade with Dallas)
6A	140	Jeff Francis, QB, Tennessee
6B	156	Doug Lloyd, RB, North Dakota St.
8	205	Derrick Gainer, RB, Florida A&M
9	235	Gary Gooden, WR, Indiana
10	262	Charles Jackson, DT, Jackson St.

1990

1	11	Anthony Smith, DE, Arizona
2	37	Aaron Wallace, LB, Texas A&M
4	95	Torin Dorn, CB, North Carolina
6	149	Marcus Wilson, RB, Virginia
7	173	Garry Lewis, CB, Alcorn State
8	197	A.J. Jimerson, LB, Norfolk State
9	230	Leon Perry, RB, Oklahoma
11A	303	Ron Lewis, WR, Jackson State
11B	304	Myron Jones, RB, Fresno State
12A	317	Major Harris, QB, West Virginia
12B	331	Demetrius Davis, TE, Nevada

1991

1	24	Todd Marinovich, QB, USC
2	43	Nick Bell, RB, Iowa
4	100	Raghib Ismail, WR, Notre Dame
6	146	Nolan Harrison, DT, Indiana
8A	213	Brian Jones, LB, Texas
8B	219	Todd Woulard, LB, Alabama A&M
9	247	Tahaun Lewis, CB, Nebraska
10	274	Andrew Glover, TE, Grambling State
12	330	Dennis Johnson, CB, Winston-Salem St.

1992

1	16	Chester McGlockton, DT, Clemson
2	32	Greg Skrepenak, T, Michigan
5	128	Derrick Hoskins, S, So. Mississippi
6	156	Tony Rowell, C, Florida
7A	173	Curtis Cotton, S, Nebraska
7B	185	Kevin Smith, RB, UCLA
10	268	Alberto White, LB, Texas Southern
12	324	Tom Roth, G, Southern Illinois

1993

1	12	Patrick Bates, S, Texas A&M
3A	58	Billy Joe Hobert, QB, Washington
3B	72	James Trapp, CB, Clemson
5	125	Olanda Truitt, WR, Mississippi St.
7	181	Greg Biekert, LB, Colorado
8	208	Greg Robinson, RB, NE Louisiana

1994

1	22	Rob Fredrickson, LB, Michigan St.
2	52	James Folston, DE, NE Louisiana
3	80	Calvin Jones, RB, Nebraska
4	120	Austin Robbins, DT, North Carolina
5	159	Roosevelt Patterson, G, Alabama
7	217	Rob Holmberg, LB, Penn State

1995

1	18	Napoleon Kaufman, RB, Washington
2	49	Barret Robbins, C, TCU
3	86	Joe Aska, RB, Central Oklahoma
4	118	Mike Morton, LB, North Carolina
5A	138	Matt Dyson, LB, Michigan
5B	154	Jeff Kysar, T, Arizona State
6	190	Eli Herring, T, BYU



G Steve Wisniewski

ALL-TIME DRAFTS

1996

1	9	Rickey Dudley, TE, Ohio State
2	57	Lance Johnstone, DE, Temple
5	166	La'Roi Glover, DT, San Diego State
6	183	Tim Hall, RB, Robert Morris
7A	220	Sedric Clark, LB, Tulsa
7B	224	Darius Smith, C, Sam Houston St.
7C	248	Joey Wylie, G, Stephen F. Austin

1997

1	2	Darrell Russell, DT, USC
3A	72	Adam Treu, G, Nebraska
3B	85	Tim Kohn, G, Iowa State
4	123	Chad Levitt, RB, Cornell
6A	172	Calvin Branch, CB, Colorado St.
6B	193	Grady Jackson, DT, Knoxville

1998

1A	4	Charles Woodson, CB, Michigan
1B	23	Mo Collins, T, Florida
2	31	Leon Bender, DT, Washington St.
3	63	Jon Ritchie, RB, Stanford
4	109	Gennaro DiNapoli, G, Virginia Tech
5A	127	Jeremy Bringham, TE, Washington
5B	152	Travian Smith, LB, Oklahoma
7A	230	Vince Amey, DE, Arizona State
7B	235	David Sanders, DE, Arkansas

1999

1	18	Matt Stinchcomb, T, Georgia
2	40	Tony Bryant, DE, Florida State
4	102	Dameane Douglas, WR, California
5A	146	Eric Barton, LB, Maryland
5B	153	Rod Coleman, LB, East Carolina
6	188	Daren Yancey, DT, BYU
7	224	Joluan Armour, LB, Miami (Ohio)

2000

1	17	Sebastian Janikowski, K, Florida State
2	47	Jerry Porter, WR, West Virginia
4	107	Junior Ioane, DT, Arizona State
5	142	Shane Lechler, P, Texas A&M
7A	227	Mondriell Fulcher, TE, Miami (Fla.)
7B	231	Clifton Black, S, Texas State

2001

1	28	Derrick Gibson, S, Florida State
2	59	Marques Tuiasosopo, QB, Washington
3	89	DeLawrence Grant, DE, Oregon State
5	158	Raymond Perryman, S, Northern Arizona
6	184	Chris Cooper, DT, Nebraska-Omaha
7A	228	Derek Combs, RB, Ohio State
7B	229	Ken-Yon Rambo, WR, Ohio State

2002

1A	17	Phillip Buchanan, CB, Miami (Fla.)
1B	23	Napoleon Harris, LB, Northwestern
2A	53	Langston Walker, OL, California
2B	55	Doug Jolley, TE, BYU
5	147	Kenyon Coleman, DE, UCLA
6A	189	Keyon Nash, S, Albany State (Ga.)
6B	197	Larry Ned, RB, San Diego State
7	235	Ronald Curry, QB, North Carolina

2003

1A	31	Nnamdi Asomugha, CB, California
1B	32	Tyler Brayton, DE, Colorado
2	63	Teyo Johnson, TE, Stanford
3A	83	Sam Williams, DE, Fresno State
3B	96	Justin Fargas, RB, USC
4	129	Shurron Pierson, DE, South Florida
5	167	Doug Gabriel, WR, UCF
6	204	Dustin Rykert, T, BYU
7A	246	Siddeeq Shabazz, S, New Mexico St.
7B	262	Ryan Hoag, WR, Gustavus Adolphus

2004

1	2	Robert Gallery, T, Iowa
2	45	Jake Grove, C, Virginia Tech
3	67	Stuart Schweigert, S, Purdue
4	99	Carlos Francis, WR, Texas Tech
5	134	Johnnie Morant, WR, Syracuse
6A	166	Shawn Johnson, DE, Delaware
6B	182	Cody Spencer, LB, North Texas
7A	245	Courtney Anderson, TE, San Jose St.
7B	255	Andre Sommersell, LB, Colorado State

2005

1	23	Fabian Washington, CB, Nebraska
2	38	Stanford Routt, CB, Houston
3A	69	Andrew Walter, QB, Arizona State
3B	78	Kirk Morrison, LB, San Diego State
6A	175	Anttaj Hawthorne, DT, Wisconsin
6B	212	Ryan Riddle, LB, California
6C	214	Pete McMahon, T, Iowa

2006

1	7	Michael Huff, DB, Texas
2	38	Thomas Howard, LB, UTEP
3	69	Paul McQuistan, OL, Weber State
4	101	Darnell Bing, LB, USC
6	176	Kevin Boothe, OL, Cornell
7A	214	Chris Morris, OL, Michigan State
7B	255	Kevin McMahan, WR, Maine

2007

1	1	JaMarcus Russell, QB, LSU
2	38	Zach Miller, TE, Arizona State
3A	65	Quentin Moses, DE, Georgia
3B	91	Mario Henderson, T, Florida State
3C	99	Johnnie Lee Higgins, WR, UTEP
4A	100	Michael Bush, RB, Louisville
4B	110	John Bowie, CB, Cincinnati
5A	138	Jay Richardson, DE, Ohio State
5B	165	Eric Frampton, S, Washington State
6	175	Oren O'Neal, RB, Arkansas State
7	254	Jonathan Holland, WR, Louisiana Tech

2008

1	4	Darren McFadden, RB, Arkansas
4A	100	Tyvon Branch, DB, Connecticut
4B	125	Arman Shields, WR, Richmond
6	169	Trevor Scott, DE, Buffalo
7	229	Chaz Schilens, WR, San Diego State

2009

1	7	Darrius Heyward-Bey, WR, Maryland
2	47	Mike Mitchell, S, Ohio
3	71	Matt Shaughnessy, DE, Wisconsin
4A	124	Louis Murphy, WR, Florida
4B	126	Slade Norris, LB, Oregon State
6A	199	Stryker Sulak, DE, Missouri
6B	202	Brandon Myers, TE, Iowa

2010

1	8	Rolando McClain, LB, Alabama
2	44	Lamarr Houston, DE, Texas
3	69	Jared Veldheer, T, Hillsdale
4A	106	Bruce Campbell, T, Maryland
4B	108	Jacoby Ford, WR, Clemson
5	138	Walter McFadden, CB, Auburn
6	190	Travis Goethel, LB, Arizona State
7A	215	Jeremy Ware, CB, Michigan State
7B	251	Stevie Brown, S, Michigan

2011

2	48	Stefen Wisniewski, C, Penn State
3A	81	DeMarcus Van Dyke, CB, Miami (Fla.)
3B	92	Joe Barksdale, T, LSU
4A	113	Chimdi Chekwah, CB, Ohio State
4B	125	Taiwan Jones, RB, Eastern Washington
5	148	Denarius Moore, WR, Tennessee
6	181	Richard Gordon, TE, Miami (Fla.)
7	241	David Ausberry, TE, USC
SUPPLEMENTAL DRAFT		
3		Terrelle Pryor, QB, Ohio State

2012

3	95	Tony Bergstrom, G, Utah
4	129	Miles Burris, LB, San Diego State
5A	158	Jack Crawford, DE, Penn State
5B	168	Juron Criner, WR, Arizona
6	189	Christo Bilukidi, DT, Georgia State
7	230	Nathan Stupar, LB, Penn State

2013

1	12	DJ Hayden, CB, Houston
2	42	Menelik Watson, T, Florida State
3	66	Sio Moore, LB, Connecticut
4	112	Tyler Wilson, QB, Arkansas
6A	172	Nick Kasa, TE, Colorado
6B	181	Lataavius Murray, RB, UCF
6C	184	Mychal Rivera, TE, Tennessee
6D	205	Stacy McGee, DT, Oklahoma
7A	209	Brice Butler, WR, San Diego State
7B	233	David Bass, DE, Missouri Western St.

2014

1	5	Khalil Mack, LB, Buffalo
2	36	Derek Carr, QB, Fresno State
3	81	Gabe Jackson, G, Mississippi State
4A	107	Justin Ellis, DT, Louisiana Tech
4B	116	Keith McGill II, CB, Utah
7A	219	TJ Carrie, CB, Ohio
7B	235	Shelby Harris, DE, Illinois State
7C	247	Jonathan Dowling, S, Western Kentucky



DE Tyree Wilson

2015

1	4	Amari Cooper, WR, Alabama
2	35	Mario Edwards Jr., DE, Florida State
3	68	Clive Walford, TE, Miami (Fla.)
4	128	Jon Feliciano, G, Miami (Fla.)
5A	140	Ben Heeney, LB, Kansas
5B	161	Neiron Ball, LB, Florida
6	179	Max Valles, DE, Virginia
7A	218	Anthony Morris, T, Tennessee St.
7B	221	Andre Debose, WR, Florida
7C	242	Dexter McDonald, DB, Kansas

2016

1	14	Karl Joseph, S, West Virginia
2	44	Jihad Ward, DL, Illinois
3	75	Shilique Calhoun, LB, Michigan State
4	100	Connor Cook, QB, Michigan State
5	143	DeAndré Washington, RB, Texas Tech
6	194	Cory James, LB, Colorado State
7	234	Vadal Alexander, G, LSU

2017

1	24	Gareon Conley, CB, Ohio State
2	56	Obi Melifonwu, S, Connecticut
3	88	Eddie Vanderdoes, DT, UCLA
4	129	David Sharpe, T, Florida
5	168	Marquel Lee, LB, Wake Forest
7A	221	Shalom Luani, S, Washington State
7B	231	Jylan Ware, T, Alabama State
7C	242	Elijah Hood, RB, North Carolina
7D	244	Treyvon Hester, DT, Toledo

2018

1	15	Kolton Miller, T, UCLA
2	57	P.J. Hall, DT, Sam Houston St.
3A	65	Brandon Parker, T, North Carolina A&T
3B	87	Arden Key, DE, LSU
4	110	Nick Nelson, CB, Wisconsin
5A	140	Maurice Hurst, DT, Michigan
5B	173	Johnny Townsend, P, Florida
6	216	Azeem Victor, LB, Washington
7	228	Marcell Ateman, WR, Oklahoma State

2019

1A	4	Clelin Ferrell, DE, Clemson
1B	24	Josh Jacobs, RB, Alabama
1C	27	Johnathan Abram, S, Mississippi State
2	40	Trayvon Mullen, CB, Clemson
4A	106	Maxx Crosby, DE, Eastern Michigan
4B	129	Isaiah Johnson, CB, Houston
4C	137	Foster Moreau, TE, LSU
5	149	Hunter Renfrow, WR, Clemson
7	230	Quinton Bell, DE, Prairie View A&M

2020

1A	12	Henry Ruggs III, WR, Alabama
1B	19	Damon Arnette, CB, Ohio State
3A	80	Lynn Bowden Jr., RB, Kentucky
3B	81	Bryan Edwards, WR, South Carolina
3C	100	Tanner Muse, LB, Clemson
4A	109	John Simpson, G, Clemson
4B	139	Amik Robertson, CB, Louisiana Tech

2021

1	17	Alex Leatherwood, T, Alabama
2	43	Tre'von Moehrig, S, TCU
3A	79	Malcolm Koonce, DE, Buffalo
3B	80	Divine Deablo, LB, Virginia Tech
4	143	Tyree Gillespie, S, Missouri
5	167	Nate Hobbs, CB, Illinois
7	230	Jimmy Morrissey, C, Pittsburgh

2022

3	90	Dylan Parham, G, Memphis
4	122	Zamir White, RB, Georgia
4	126	Neil Farrell Jr., DT, LSU
5	175	Matthew Butler, DT, Tennessee
7	238	Thayer Munford Jr., T, Ohio State
7	250	Brittain Brown, RB, UCLA

2023

1	7	Tyree Wilson, DE, Texas Tech
2	35	Michael Mayer, TE, Notre Dame
3a	70	Byron Young, DT, Alabama
3b	100	Tre Tucker, WR, Cincinnati
4a	104	Jakorian Bennett, Maryland
4b	135	Aidan O'Connell, QB, Purdue
5	170	Chris Smith II, S, Georgia
6	203	Amari Burney, LB, Florida
7	231	Nesta Jade Silvera, DT, Arizona State

2013

- 4/1 Acquired QB Matt Flynn from the Seattle Seahawks in exchange for a 2014 fifth-round draft pick (later traded to Detroit and Dallas, pick 5-146; WR Devin Street) and a 2015 conditional fifth-round draft pick (not executed).
- 4/2 Acquired a 2013 sixth-round draft pick (later traded to Houston, pick 6-176; T David Quessenberry) and a 2014 seventh-round draft pick (pick 7-235; DE Shelby Harris) from the Arizona Cardinals in exchange for QB Carson Palmer and a 2013 seventh-round draft pick (pick 7-219; TE D.C. Jefferson).
- 4/25 Acquired a 2013 first-round draft pick (pick 1-12; CB D.J. Hayden) and a 2013 second-round draft pick (pick 2-42; T Menelik Watson) from the Miami Dolphins in exchange for a 2013 first-round draft pick (pick 1-3; DE Dion Jordan).
- 4/27 Acquired a 2013 fourth-round draft pick (pick 4-112; QB Tyler Wilson) and a 2013 sixth-round draft pick (pick 6-181; RB Latavius Murray) from the Tampa Bay Buccaneers in exchange for a 2013 fourth-round draft pick (pick 4-100; DT Akeem Spence).
- 4/27 Acquired a 2013 sixth-round draft pick (pick 6-184; TE Mychal Rivera) and a 2013 seventh-round draft pick (pick 7-233; DE David Bass) from the Houston Texans in exchange for a 2013 sixth-round draft pick (pick 6-176; T David Quessenberry).

2014

- 3/21 Acquired QB Matt Schaub from the Houston Texans in exchange for a 2014 sixth-round draft pick (pick 6-181; RB Alfred Blue).
- 4/21 Acquired a 2014 seventh-round draft pick (pick 7-247; DB Johnathan Dowling) from the Seattle Seahawks in exchange for QB Terrelle Pryor.
- 5/9 Acquired a 2014 third-round draft pick (pick 3-81; G Gabe Jackson) and a 2014 fourth-round draft pick (pick 4-116; DB Keith McGill) from the Miami Dolphins in exchange for a 2014 third-round draft pick (pick 3-67; T Billy Taylor).

2015

- 5/1 Acquired a 2015 fourth-round draft pick (later traded to Tampa Bay, pick 4-124; LB Kwon Alexander), a 2015 fifth-round draft pick (5-161; LB Neiron Ball) and a 2015 seventh-round draft pick (pick 7-242; CB Dexter McDonald) from the Carolina Panthers in exchange for a 2015 fourth-round draft pick (4-102; T Daryl Williams).
- 5/1 Acquired a 2015 fourth-round draft pick (pick 4-128; G Jon Feliciano) and a 2015 seventh-round draft pick (pick 7-218; T Anthony Morris) from the Tampa Bay Buccaneers in exchange for a 2015 fourth-round draft pick (pick 4-124; LB Kwon Alexander).
- 9/4 Acquired a 2016 sixth-round draft pick (6-194; LB Cory James) from the Indianapolis Colts in exchange for LB Sio Moore.
- 9/16 Acquired a 2016 conditional fifth-round draft pick (pick 5-143; RB DeAndre Washington) from the Dallas Cowboys in exchange for WR Brice Butler and a 2016 conditional sixth-round draft pick (pick 6-189; CB Anthony Brown).

2016

- 4/30 Acquired a 2016 fourth-round draft pick (pick 4-100; QB Connor Cook) from the Cleveland Browns in exchange for a 2016 fourth-round draft pick (pick 4-114; WR Ricardo Lewis) and a 2016 fifth-round draft pick (pick 5-154; WR Jordan Payton).
- 9/3 Acquired a 2017 conditional seventh-round draft pick (pick 7-244; DT Trayvon Hester) from the Seattle Seahawks in exchange for DB Dewey McDonald.

2017

- 4/26 Acquired RB Marshawn Lynch and a 2018 sixth-round draft pick (later traded to Los Angeles Rams, pick 6-192; G Jamil Demby) from the Seattle Seahawks in exchange for a 2018 fifth-round draft pick (pick 5-146; DB Tre Flowers).
- 4/29 Acquired a 2017 seventh-round draft pick (6-221; DB Shalom Luani) and a 2017 seventh-round draft pick (6-231; T Jylan Ware) from the Arizona Cardinals in exchange for a 2017 sixth-round draft pick (6-208; S Rudy Ford).

2018

- 3/19 Acquired a 2018 fifth-round draft pick (later traded to Kansas City and Indianapolis, pick 5-159; WR Daurice Fountain) from the New England Patriots in exchange for WR Cordarell Patterson and a 2018 sixth-round draft pick (pick 6-210; WR Braxton Berrios).
- 3/20 Acquired a 2018 fifth-round draft pick (pick 5-173; P Johnny Townsend) from the Dallas Cowboys in exchange for RB Jamize Olawale and a 2018 sixth-round draft pick (later traded to Seattle and Los Angeles Rams, pick 6-192; G Jamil Demby).
- 4/26 Acquired a 2018 first-round draft pick (pick 1-15; T Kolton Miller) and a 2018 third-round draft pick (later traded to Pittsburgh and Seattle, pick 3-79; DE Rasheem Green) from the Arizona Cardinals in exchange for a 2018 first-round draft pick (pick 1-10; QB Josh Rosen).
- 4/27 Acquired WR Martavis Bryant from the Pittsburgh Steelers in exchange for a 2019 third-round draft pick (later traded to Arizona and Seattle, pick 3-79; DE Rasheem Green).
- 4/27 Acquired a 2018 second-round draft pick (2-57; DT P.J. Hall) and a 2018 third-round draft pick (later traded to Los Angeles Rams, pick 3-89; T Joseph Noteboom) from the Tennessee Titans in exchange for a 2018 second-round draft pick (pick 2-41; LB Harold Landry).
- 4/27 Acquired a 2018 third-round draft pick (3-65; T Brandon Parker) from the Baltimore Ravens in exchange for a 2018 third-round draft pick (later traded to Kansas City, pick 3-75; NT Derrick Nnadi), a 2018 fifth-round draft pick (later traded to Tennessee, pick 5-152; DB Dane Cruikshank) and a 2018 sixth-round draft pick (pick 6-212; T Greg Senat).
- 4/27 Acquired a 2018 third-round draft pick (3-87; DE Arden Key) from the Los Angeles Rams in exchange for a 2018 third-round draft pick (pick 3-89; T Joseph Noteboom) and a 2018 sixth-round draft pick (later traded to Denver, 6-217; LB Keishawn Bierria).
- 4/28 Acquired a 2018 fifth-round draft pick (5-140; DT Maurice Hurst) from the Indianapolis Colts in exchange for a 2018 fifth-round draft pick (5-159; WR Daurice Fountain) and a 2018 sixth-round draft pick (6-185; WR Deon Cain).
- 4/30 Acquired WR Ryan Switzer from the Dallas Cowboys in exchange for DL Jihad Ward.
- 5/23 Acquired QB Christian Hackenberg from the New York Jets in exchange for a 2019 conditional seventh-round draft pick (not executed).
- 8/27 Acquired a 2019 fifth-round draft pick (later traded to Buffalo, re-acquired and traded to Dallas, pick 5-158; DB Michael Jackson) from the Pittsburgh Steelers for WR Ryan Switzer and a 2019 sixth-round draft pick (pick 6-175; LB Sutton Smith).
- 9/1 Acquired a 2019 first-round draft pick (pick 1-24; RB Josh Jacobs), a 2019 sixth-round draft pick (later traded to New York Jets, pick 6-196; DB Blessuan Austin), a 2020 first-round draft pick (pick 1-19; CB Damon Arnette) and a 2020 third-round draft pick (3-81; WR Bryan Edwards)

from the Chicago Bears in exchange for DE Khalil Mack, a 2020 second-round draft pick (pick 2-43, TE Cole Kmet) and a 2020 conditional fifth-round/seventh-round draft pick (pick 7-226; G Arlington Hambricht).

- 9/1 Acquired QB A.J. McCarron from the Buffalo Bills in exchange for a 2019 fifth-round draft pick (re-acquired and later traded to Dallas, pick 5-158; DB Michael Jackson).
- 9/1 Acquired a 2019 conditional seventh-round draft pick (later traded to Jacksonville, pick 7-235; DT Dontavious Russell) from the Seattle Seahawks in exchange for S Shalom Luani.
- 10/22 Acquired a 2019 first-round draft pick (pick 1-27; S Johnathan Abram) from the Dallas Cowboys in exchange for WR Amari Cooper.

2019

- 3/13 Acquired WR Antonio Brown from the Pittsburgh Steelers in exchange for a 2019 third-round draft pick (pick 3-66; WR Dontae Johnson) and a 2019 fifth-round draft pick (pick 5-141; TE Zach Gentry).
- 3/13 Acquired a 2019 fifth-round draft pick (later traded to Jacksonville, pick 5-140; RB Ryquell Armstead) for G Kelechi Osemele and a 2019 sixth-round draft pick (pick 6-196; DB Blessuan Austin).
- 4/26 Acquired a 2019 second-round draft pick (later traded to Buffalo, pick 2-38; T Cody Ford), and a 2019 fourth-round draft pick (later traded to Indianapolis, 4-109; DB Khari Willis) from the Jacksonville Jaguars in exchange for a 2019 second-round draft pick (pick 2-35; T Jawaan Taylor), 2019 fifth-round draft pick (pick 5-140; RB Ryquell Armstead) and a 2019 seventh-round draft pick (pick 7-235; DT Dontavious Russell).
- 4/26 Acquired a 2019 second-round draft pick (pick 2-40; CB Trayvon Mullen) and a 2019 fifth-round draft pick (later traded to Dallas, pick 5-158; DB Michael Jackson) from the Buffalo Bills in exchange for a 2019 second-round draft pick (pick 2-38; T Cody Ford).
- 4/27 Acquired a 2019 fourth-round draft pick (pick 4-129; CB Isaiah Johnson) and a 2019 fourth-round pick (later traded to Atlanta, pick 4-135; DE John Cominsky) from the Indianapolis Colts in exchange for a 2019 fourth-round draft pick (4-109; DB Khari Willis).
- 4/27 Acquired a 2019 fourth-round draft pick (pick 4-137; TE Foster Moreau) and a 2019 seventh-round draft pick (7-235; DE Quinton Bell) from the Atlanta Falcons in exchange for a 2019 fourth-round draft pick (4-135; DE John Cominsky).
- 4/27 Acquired a 2019 fifth-round draft pick (pick 5-149; WR Hunter Renfrow) from the Dallas Cowboys in exchange for a 2019 fifth-round draft pick (pick 5-158; DB Michael Jackson) and a 2019 seventh-round draft pick (7-218; RB Mike Weber).
- 5/7 Acquired a 2021 conditional seventh-round draft pick (later traded to Arizona, pick 7-247; C Michal Menet) from the Chicago Bears in exchange for K Eddy Pineiro.
- 9/19 Acquired WR Trevor Davis from the Green Bay Packers in exchange for a 2020 sixth-round draft pick (pick 6-192; G Jon Runyan).
- 10/8 Acquired WR Zay Jones from the Buffalo Bills in exchange for a conditional 2021 fifth-round draft pick (pick 5-161; T Tommy Doyle).
- 10/21 Acquired a 2020 third-round draft pick (later traded to New England, pick 3-91; TE Devin Asiasi) from the Houston Texans in exchange for CB Gareon Conley.

2020

- 4/24 Acquired a 2020 third-round draft pick (pick 4-100; LB Tanner Muse), a 2020 fourth-round draft pick (pick 4-139; CB Amik Robertson) and a 2020 fifth-round draft pick (later traded to Detroit, Seattle and Detroit, pick 5-172; RB Jason Huntley) from the New England Patriots in exchange for a third-round draft pick (pick 3-91; Devin Asiasi) and a 2020 fifth-round draft pick (pick 5-159; K Justin Rohrwasser).
- 4/25 Acquired a 2020 fourth-round draft pick (pick 4-109; G John Simpson) from the Detroit Lions in exchange for a 2020 fourth-round draft pick (pick 4-121; G Logan Stenberg) and a 2020 fifth-round draft pick (later traded to Seattle and Detroit, pick 5-172; RB Jason Huntley).
- 8/3 Acquired a 2021 conditional seventh-round draft pick (not executed) from the Minnesota Vikings in exchange for DT P.J. Hall (trade nullified/failed physical).
- 8/29 Acquired LB Raekwon McMillan and a 2021 fifth-round draft pick (later traded to New York Jets and Kansas City, pick 5-162; TE Noah Gray) from the Miami Dolphins in exchange for a 2021 fourth-round draft pick (later traded to Las Vegas, San Francisco, Los Angeles Rams and Jacksonville, pick 4-121; LB Jordan Smith).
- 9/2 Acquired a 2021 sixth-round draft pick (later traded to Miami, Houston and Buffalo, pick 6-203; WR Marquez Stevenson) from the Washington Football Team in exchange for T David Sharpe and a 2021 seventh-round draft pick (later traded to Miami, pick 7-244; RB Gerrid Doaks).
- 9/5 Acquired a 2021 fourth-round draft pick (later traded to San Francisco, Los Angeles Rams and Jacksonville, pick 4-121; LB Jordan Smith) from the Miami Dolphins in exchange for RB Lynn Bowden Jr. and a 2021 conditional sixth-round draft pick (later traded to Houston and Buffalo, pick 6-203; WR Marquez Stevenson).

2021

- 3/19 Acquired a 2021 third-round draft pick (pick 3-79; DE Malcolm Koonce) from the Arizona Cardinals in exchange for C Rodney Hudson and a 2021 seventh-round draft pick (pick 7-247; C Michal Menet).
- 3/19 Acquired a 2022 fifth-round draft pick (later traded to Los Angeles Rams, pick 5-164; RB Kyren Williams) from the New England Patriots in exchange for T Trent Brown and a 2022 seventh-round draft pick (later traded to Kansas City, pick 7-243; CB Jaylen Watson).
- 3/20 Acquired a 2021 fifth-round draft pick (pick 5-167; CB Nate Hobbs) from the Seattle Seahawks in exchange for G Gabe Jackson.
- 4/30 Acquired a 2021 second-round draft pick (pick 2-43; S Tre'von Moehrig) and a 2021 seventh-round draft pick (pick 7-230; C Jimmy Morrissey) from the San Francisco 49ers in exchange for a 2021 second-round draft pick (pick 2-48; OL Aaron Banks) and a 2021 fourth-round draft pick (later traded to Los Angeles Rams and Jacksonville; pick 4-121; LB Jordan Smith).
- 5/1 Acquired a 2021 fourth-round draft pick (pick 4-143; S Tyree Gillespie) from the New York Jets in exchange for a 2021 fifth-round draft pick (later traded to Kansas City, pick 5-162; TE Noah Gray) and a 2021 sixth-round draft pick (pick 6-200; CB Brandin Echols).
- 9/1 Acquired LB Denzel Perryman and a 2022 seventh-round draft pick (later traded to Minnesota, pick 7-227; TE Nick Muse) from the Carolina Panthers in exchange for a 2022 sixth-round draft pick (pick 6-199; G Cade Mays).

2022

- 3/17 Acquired CB Rock Ya-Sin from Indianapolis in exchange for DE Yannick Ngakoue.
- 3/18 Acquired WR Davante Adams from Green Bay in exchange for a 2022 first-round draft pick (pick 1-22; LB Quay Walker) and a 2022 second-round draft pick (later traded to Minnesota and Indianapolis, pick 2-53; WR Alec Pierce).
- 4/29 *Acquired a 2022 third-round draft pick (pick 3-90; G Dylan Parham) and a 2022 fifth-round draft pick (later traded to Minnesota, pick 5-169; RB Ty Chandler) from Tennessee in exchange for a 2022 third-round draft pick (pick 3-86; QB Malik Willis).*
- 4/30 *Acquired a 2022 fourth-round draft pick (pick 5-122; RB Zamir White) and a 2022 seventh-round draft pick (pick 7-250; RB Brittain Brown) from Minnesota in exchange for a 2022 fourth-round draft pick (later traded to Las Vegas, pick 4-126; DT Neil Farrell Jr.) and a 2022 seventh-round draft pick (pick 7-227; TE Nick Muse).*
- 4/30 *Acquired a 2022 fourth-round draft pick (pick 4-126; DT Neil Farrell Jr.) from Minnesota in exchange for a 2022 fifth-round draft pick (pick 5-165; DE Ezezi Otomewo) and a 2022 fifth-round draft pick (pick 5-169; RB Ty Chandler).*
- 4/30 *Acquired a 2022 fifth-round draft pick (pick 5-175; DT Matthew Butler) and a 2022 seventh-round draft pick (pick 7-238; T Thayer Munford) from Los Angeles Rams in exchange for a 2022 fifth-round draft pick (pick 5-164; RB Kyren Williams).*
- 5/13 Acquired QB Jarrett Stidham and a 2023 seventh-round draft pick (pick 7-231; DT Nesta Jade Silvera) from New England in exchange for a 2023 sixth-round draft pick (later traded to New York Jets, pick 6-184; LB Zaire Brown).
- 5/13 Acquired a 2023 fifth-round draft pick (later traded to New England, pick 5-144; G Antonio Mafi) from Atlanta in exchange for WR Bryan Edwards.
- 8/17 Acquired a 2024 conditional seventh-round draft pick from Tennessee in exchange for S Tyree Gillespie.

- 8/22 Acquired a 2024 conditional seventh-round draft pick from Minnesota in exchange for QB Nick Mullens.
- 8/30 Acquired a 2023 conditional seventh-round draft pick (later traded to New York Jets, pick 7-220; TE Zach Kuntz) from Arizona in exchange for CB Trayvon Mullen.
- 9/21 Acquired T Justin Herron and a 2024 seventh-round draft pick from the New England Patriots in exchange for a 2024 sixth-round draft pick.
- 10/24 Acquired a 2023 sixth-round draft pick (later traded to New York Jets, pick 6-204; CB Jarrick Bernard-Converse) from the Dallas Cowboys in exchange for DT Johnathan Hankins and a 2024 seventh-round draft pick.

2023

- 3/15 Acquired a 2023 third-round draft pick (pick 3-100; WR Tre Tucker) from the New York Giants in exchange for TE Darren Waller.
- 4/28 *Acquired a 2023 second-round draft pick (pick 2-35; TE Michael Mayer) from Indianapolis in exchange for a 2023 second-round draft pick (later traded to Atlanta, pick 2-38; G Matthew Bergeron) and a 2023 fifth-round draft pick (later traded to Minnesota, pick 5-141; DT Jaquelin Roy).*
- 4/29 *Acquired a 2023 fourth-round draft pick (pick 4-104; CB Jakorian Bennett) and a 2023 seventh-round draft pick (pick 7-203; LB Amari Burney) from the Houston Texans in exchange for a 2023 fourth-round draft pick (pick 4-109; DE Dylan Horton) and a 2023 fifth-round draft pick (later traded to LA Rams; pick 5-174; T Warren McClendon).*
- 4/29 *Acquired a 2023 fourth-round draft pick (pick 4-135; QB Aidan O'Connell) from the New England Patriots in exchange for a 2023 fifth-round draft pick (pick 5-144; G Antonio Mafi) and a 2023 sixth-round draft pick (pick 6-214; CB Ameer Speed).*
- 4/29 *Acquired a 2023 fifth-round draft pick (pick 5-170; S Christopher Smith II) from the New York Jets in exchange for a 2023 sixth-round draft pick (pick 6-204; CB Jarrick Bernard-Converse) and a 2023 seventh-round draft pick (pick 7-220; TE Zach Kuntz).*

**Draft Day Trades In Italics*

PRACTICE SQUAD, 2013-23

PLAYER	POSITION	COLLEGE			
2013					
ADAMS, Johnny	DB	Michigan State	GRANT, Curtis	LB	Ohio
CASEY, Chance	CB	Baylor	HELLET, Cooper	TE	Duke
CORNELL, Jack	OL	Illinois	JACKSON, Brandon	DL	Texas Tech
FOSTER, Jason	G	Rhode Island	KIRKLAND, Denver	G	Arkansas
GREEN, Jared	WR	Southern	MICKENS, Jaydon	WR	Washington
HARPER, Eric	LB	Grambling State	O'MALLEY, Ryan	TE	Penn
JENKINS, Greg	WR	Alabama State	OMOILE, Oni	G	Iowa State
JOHNSON, Shelton	S	Wisconsin	SANKEY, Darnell	LB	Sacramento State
LEONHARDT, Brain	TE	Bemidji State	SILBERMAN, Ian	G	Boston College
LUMPKIN, Ricky	DT	Kentucky	TOOMER, Korey	LB	Idaho
MADY, Lamar	G	Youngstown State	2017		
McCANTS, Matt	T	UAB	BORDERS, Breon	CB	Duke
McCARTHY, Kyle	S	Notre Dame	BROWN, Fadol	DE	Mississippi
McCOY, Chris	LB	Grambling State	BROWN, Pharaoh	TE	Oregon
McFADDEN, Marshall	LB	South Carolina	CALHOUN, Shilique	LB	Michigan State
MONTGOMERY, Sam	DE	LSU	HATCHER, Keon	WR	Arkansas
WILSON, Tyler	QB	Arkansas	HILLARY, Darius	DB	Wisconsin
WINN, George	RB	Cincinnati	HOOD, Elijah	RB	North Carolina
2014					
ATKINSON III, George	RB	Notre Dame	LATHAM, Darius	DT	Indiana
AUTRY, Denico	DE	Mississippi State	LOKOMBO, Boseko	LB	Oregon
DOWLING, Ras-I	CB	Virginia	LUCAS, Marcus	TE	Missouri
FILMOEATU, Bojay	LB	Utah State	McCLURE, Stefan	S	California
HADLEY, Spencer	LB	BYU	MITCHEL, Tevin	CB	Arkansas
HARRIS, Shelby	DE	Illinois State	SAINT FLEUR, Joby	DL	Northwestern Oklahoma St.
JACKSON, Justin	LB	Wake Forest	SHELDON, Brady	LB	Ferris State
JENKINS, Greg	WR	Alabama State	SIMMONS, Jordan	G	USC
KEARNEY, Vernon	DB	Lane	SKINNER, Deontae	LB	Mississippi State
KISTLER, Dan	T	Montana	SMITH, Tevaun	WR	Iowa
LUMPKIN, Ricky	DT	Kentucky	SOTO, Shakir	DL	Pittsburgh
MADY, Lamar	G	Youngstown State	STONE, James	C	Tennessee
PALARDY, Michael	K/P	Tennessee	TAVECCHIO, Giorgio	K	California
ROBERTS, Seth	WR	West Alabama	THOMAS, Jhaustin	DL	Iowa State
SHAW, Kenny	WR	Florida State	VALLES, Max	DE	Virginia
SIMONSON, Scott	TE	Assumption	WHITNEY, Isaac	WR	USC
WATSON, Jansen	CB	Iowa State	2018		
WILSON, Evan	TE	Illinois	ATEMAN, Marcell	WR	Oklahoma State
2015					
ATKINSON III, George	RB	Notre Dame	BLACKNALL, Saeed	WR	Penn State
BELL, Mitch	G	Louisiana Tech	BUTLER, James	RB	Iowa
CARTER, DeAndre	WR	Sacramento State	BUTLER, Paul	TE	California (PA)
EDWARDS, SaQwan	CB	New Mexico	CABINDA, Jason	LB	Penn State
GETTIS, Adam	G	Iowa	CALHOUN, Shilique	LB	Michigan State
GILBERT, Garrett	QB	Texas	COLLINS, Cayson	LB	North Carolina
HACKETT, Chris	DB	TCU	COWSER, James	WR	Southern Utah
HARRIS, Shelby	DE	Illinois State	DAVIS, Rashard	LB	James Madison
HOLMES, Gabe	TE	Purdue	DORLEANT, Makinton	DB	Northern Iowa
KISTLER, Dan	T	Montana	GAFFORD, Rico	WR	Wyoming
LAMBERT, Keenan	S	Norfolk State	HOLTON, Johnny	WR	Cincinnati
LOTULELEI, John	LB	UNLV	KIRKLAND, Denver	G/T	Arkansas
MANHART, Cole	G	Nebraska-Kearney	LEAVITT, Dallin	S	Utah State
McDONALD, Dewey	DB	California (PA)	McGLOSTER, Jamar	T	Syracuse
McDONALD, Tevin	S	Kansas	PETERMAN, Nathan	QB	Pittsburgh
NEAL, Rajion	RB	Tennessee	SINKFIELD, Terrell	DB	Northern Iowa
ORR, Leon	DT	Florida	SPRINGS, Arrian	CB	Oregon
PINKARD, Larry	WR	Old Dominion	STEWART, ArDarius	WR	Alabama
ROSS, Jeremy	WR	California	WILLIAMS, Isaiah	G	Maryland
SHIRLEY, Josh	LB	UNLV	WRIGHT, Gabe	DT	Auburn
TOOMER, Korey	LB	Idaho	YURACHEK, Ryan	FB	Marshall
UNDERWOOD, Colton	LB	Illinois State	2019		
VALLES, Max	DE	Virginia	ARUNA, Ade	DE	Tulane
2016					
ADAMS, Tyrell	LB	Georgia Southern	ATEMAN, Marcell	WR	Oklahoma State
BEAN, Jimmy	DE	Oklahoma State	BELL, Quinton	DE	Prairie View A&M
BRENT, K J	WR	Wake Forest	BROWN, Jordan	DB	South Dakota State
CHERRY, Demetrius	DT	Arizona State	BUTLER, James	RB	Iowa
COFIELD, Takoby	T	Duke	BUTLER, Paul	TE	California (PA)
COWSER, James	LB	Southern Utah	CONEY, Te'von	LB	Notre Dame
DURDEN, Kenneth	CB	Youngstown State	COTTON Sr., Lester	G	Alabama
FANAIIKA, Jason	DE	Utah	CROCKETT, Damarea	RB	Missouri
GILBERT, Garrett	QB	Texas	DONNERSON, Kendall	DE	Southeast Missouri
2020					
2021					
2022					
2023					

PRACTICE SQUAD, 2013-23

PIERSON-EL, De'Mornay	WR	Nebraska	SQUARE, Damion	DT	Alabama
POLING, Quentin	LB	Ohio	BILAL, Asmar	LB	Notre Dame
RATLIFF-WILLIAMS, Anthony	WR	North Carolina	FALAH, Nico	OL	USC
RUSH, Anthony	DT	UAB	HEGGIE, Brett	OL	Florida
SAUBERT, Eric	TE	Drake	MARCH-LILLARD, Justin	LB	Akron
WICK, Cole	TE	Incarnate Word	HELM, Daniel	TE	Duke
			BUGGS, Isaiah	DT	Alabama

2020

ATEMAN, Marcell	WR	Oklahoma State
BOWERS, Nick	TE	Penn State
BROWN, Jordan	S	South Dakota State
DOSS, Keelan	WR	UC Davis
EBERLE, Dominik	K	Utah State
EMANUEL, Kyle	LB	North Dakota State
HARPER, Madre	CB	Southern Illinois
JONES, Datone	DE	UCLA
MABIN, Dylan	CB	Fordham
MAGNUSON, Erik	C	Michigan
RIDDICK, Theo	RB	Notre Dame
SEYMOUR, Kamaal	OL	Rutgers
SMITH, Chris	DE	Arkansas
WHITE, Javin	LB	UNLV
KIZER, DeShone	QB	Notre Dame
LEAVITT, Dallin	S	Utah State
OMAMEH, Patrick	G	Michigan
DAVIS, Robert	WR	Georgia State
PIERSON-EL, De'Mornay	WR	Nebraska
SPEAKS, Breeleand	DE	Mississippi
WHITE, D.J.	DB	Georgia Tech
IRVING, David	DL	Iowa State
SIVERAND, Kemah	CB	Houston
ONWUALU, James	LB	Notre Dame
GREEN, Gerri	DE	Mississippi State
JONES-SMITH, Jaryd	T	Pittsburgh
GAULDEN, Rashaan	S	Tennessee
GAFFORD, Rico	WR	Wyoming
BEASLEY Jr., Vic	DE	Clemson
AUTRY, Lee	DL	Mississippi State
SCOTT, Niles	DT	Frostburg State

2021

COTTON Sr., Lester	G	Alabama
GREEN, Gerri	DE	Mississippi State
JACKSON, Robert	CB	UNLV
POUTASI, Jeremiah	G	Utah
VICKERS, Kendal	DT	Tennessee
BUSHMAN, Matt	TE	BYU
STONER, Dillon	WR	Oklahoma State
EMMONS, B.J.	RB	Florida Atlantic
HAMILTON, Devery	T	Duke
MORRISSEY, Jimmy	C	Pittsburgh
SCOTT, Niles	DT	Frostburg State
RICHARDSON, Max	LB	Boston College
RAGAS, Trey	RB	Louisiana
TURNER, D.J.	WR	Pittsburgh
BROWN, Jordan	S	South Dakota State
HARPER, Madre	CB	Southern Illinois
LEE, Marquel	LB	Wake Forest
MOORE, David	WR	East Central
ONWUASOR, Patrick	LB	Portland State
CLINTON-DIX, Ha Ha	S	Alabama
SLOTER, Kyle	QB	Northern Colorado
WIMS, Javon	WR	Georgia
SKIPPER, Dan	T	Arkansas
BROWN, Tony	DB	Alabama
FLUKER, D.J.	T	Alabama
GRASU, Hroniss	C	Oregon
ATEMAN, Marcell	WR	Oklahoma State
PETERMAN, Nathan	QB	Pittsburgh
WHITE, Javin	LB	UNLV
BADET, Jeff	WR	Oklahoma
JENNINGS, Gary	WR	West Virginia
SMITH, Sutton	FB	Northern Illinois
JOHNSON, P.J.	DT	Arizona
JOHNSON, Tyron	WR	Oklahoma State
FRAZIER, Kavon	DB	Central Michigan
COMPTON, Will	LB	Nebraska

2022

BOLTON, Curtis	LB	Oklahoma
BROWN, Ike	CB	FIU
COSBY, Bryce	CB	Ball State
FOTHERINGHAM, Cole	TE	Utah
FARLEY, Matthias	S	Notre Dame
GARBERS, Chase	QB	California
GRASU, Hroniss	OL	Oregon
MEREDITH, Jordan	G	Western Kentucky
OLASENI, Bamidele	T	Utah
STONER, Dillon	WR	Oklahoma State
TAGOVAILOA-AMOS, Myron	DE	Notre Dame
VANVALKENBURG, Zach	DE	Iowa
WALTER, Austin	RB	Rice
ZUBER, Isaiah	WR	Mississippi State
GURMAN, Vitaliy	OL	Toledo
REED, J.R.	DB	Georgia
PEKO, Kyle	DT	Oregon State
COLE, Keelan	WR	Kentucky Wesleyan
BARs, Alex	G	Notre Dame
PRICE, Billy	C	Ohio State
ROBEY-COLEMAN, Nickell	CB	USC
LACY, Chris	WR	Oklahoma State
GUIDRY, Javelin	CB	Utah
EVANS, Darren	DB	LSU
POLA-MAO, Isaiah	S	USC
MARTINEZ, Blake	LB	Stanford
BARTON, Jackson	T	Utah
WILSON, Albert	WR	Georgia State
JOHNSON, Tyron	WR	Oklahoma State
HALL, Tyler	CB	Wyoming
CAMPBELL, Tevaughn	CB	Regina
GUTIERREZ, Sebastian	T	Minot State
TURNER, Malik	WR	Illinois
ELLIOTT, Jalen	S	Notre Dame
RAGLAND, Reggie	LB	Alabama
CALITRO, Austin	LB	Villanova
MAUGA, Kana'i	LB	USC
WRIGHT, Willie	OL	Tulsa
TURNER, DJ	WR	Pittsburgh
LANGI, Harvey	LB	BYU
HARRIS, Trent	DL	Miami (Fla.)

ALL-TIME POSTSEASON GAMES

WON 25, LOST 20

Date	Opponent	Result	Score	Attendance
December 31, 1967	Houston Oilers (AFL Championship)	W	40-7	53,330
January 14, 1968	Green Bay (SB II in Miami)	L	14-33	75,546
December 22, 1968	Kansas City (AFL Playoff)	W	41-6	53,357
December 29, 1968	at N.Y. Jets (AFL Championship)	L	23-27	62,627
December 21, 1969	Houston Oilers (AFL Playoff)	W	56-7	53,539
January 4, 1970	Kansas City (AFL Championship)	L	7-17	54,544
December 27, 1970	Miami (AFC Playoff)	W	21-14	54,401
January 3, 1971	at Baltimore Colts (AFC Championship)	L	17-27	56,368
December 23, 1972	at N.Y. Jets (AFC Playoff)	L	7-13	50,350
December 22, 1973	Pittsburgh (AFC Playoff)	W	33-14	53,662
December 30, 1973	at Miami (AFC Championship)	L	10-27	80,047
December 21, 1974	Miami (AFC Playoff)	W	28-26	54,020
December 29, 1974	Pittsburgh (AFC Championship)	L	13-24	54,004
December 28, 1975	Cincinnati (AFC Playoff)	W	31-28	53,994
January 4, 1976	at Pittsburgh (AFC Championship)	L	10-16	49,103
December 18, 1976	New England (AFC Playoff)	W	24-21	54,037
December 26, 1976	Pittsburgh (AFC Championship)	W	24-7	53,821
January 9, 1977	Minnesota (SB XI in Pasadena)	W	32-14	103,424
December 24, 1977	at Baltimore Colts (AFC Playoff)	W	37-31 (2 OT)	60,763
January 1, 1978	at Denver (AFC Championship)	L	17-20	75,044
December 28, 1980	Houston Oilers (AFC Wild Card)	W	27-7	54,539
January 4, 1981	at Cleveland (AFC Divisional)	W	14-12	79,473
January 11, 1981	at San Diego (AFC Championship)	W	34-27	52,675
January 25, 1981	Philadelphia (SB XV in New Orleans)	W	27-10	75,500
January 8, 1983	Cleveland (AFC Playoff, Round 1)	W	27-10	57,246
January 15, 1983	N.Y. Jets (AFC Playoff, Round 2)	L	14-17	90,688
January 1, 1984	Pittsburgh (AFC Divisional)	W	38-10	92,434
January 8, 1984	Seattle (AFC Championship)	W	30-14	92,335
January 22, 1984	Washington (SB XVIII in Tampa)	W	38-9	72,920
December 22, 1984	at Seattle (AFC Wild Card)	L	7-13	64,910
January 5, 1986	New England (AFC Divisional)	L	20-27	89,289
January 13, 1991	Cincinnati (AFC Divisional)	W	20-10	92,488
January 20, 1991	at Buffalo (AFC Championship)	L	3-51	80,632
December 28, 1991	at Kansas City (AFC Wild Card)	L	6-10	77,191
January 9, 1994	Denver (AFC Wild Card)	W	42-24	67,800
January 15, 1994	at Buffalo (AFC Divisional)	L	23-29	80,290
January 6, 2001	Miami (AFC Divisional)	L	27-0	61,998
January 14, 2001	Baltimore (AFC Championship)	W	3-16	62,784
January 12, 2002	N.Y. Jets (AFC Wild Card)	W	38-24	61,503
January 19, 2002	at New England (AFC Divisional)	W	13-16 (OT)	60,292
January 12, 2003	N.Y. Jets (AFC Divisional)	L	30-10	62,207
January 19, 2003	Tennessee (AFC Championship)	W	41-24	62,544
January 26, 2003	Tampa Bay (SB XXXVII in San Diego)	L	21-48	67,603
January 7, 2017	at Houston (AFC Wild Card)	L	14-27	71,790
January 15, 2022	at Cincinnati (AFC Wild Card)	L	19-26	66,277



1974 AFC Playoff ("Sea of Hands")

TEAM PLAYOFF RECORDS

OFFENSE

SCORING

Most points, game

56	vs. Houston Oilers, Dec. 21, 1969 (56-7)
42	vs. Denver, Jan. 9, 1994 (42-24)
41	vs. Kansas City, Dec. 22, 1968 (41-6)
	vs. Tennessee, Jan. 19, 2003 (41-24)

Fewest points, game

3	at Buffalo, Jan. 20, 1991 (51-3)
	vs. Baltimore, Jan. 14, 2001 (16-3)
6	at Kansas City, Dec. 28, 1991 (10-6)

Largest margin of victory

49	vs. Houston Oilers, Dec. 21, 1969 (56-7)
35	vs. Kansas City, Dec. 22, 1968 (41-6)
33	vs. Houston Oilers, Dec. 31, 1967 (40-7)

Most overall TDs, game

8	vs. Houston Oilers, Dec. 21, 1969
6	vs. Denver, Jan. 9, 1994
5	vs. Kansas City, Dec. 22, 1968
	at Baltimore Colts, Dec. 24, 1977
	vs. Pittsburgh, Jan. 1, 1984
	vs. Washington, Jan. 22, 1984
	vs. Tennessee, Jan. 19, 2003

Most field goals, game

4	vs. Houston Oilers, Dec. 31, 1967
	vs. Pittsburgh, Dec. 22, 1973
3	at New York Jets, Dec. 29, 1968
	vs. Seattle, Jan. 8, 1984
	vs. New York Jets, Jan. 12, 2002
	vs. New York Jets, Jan. 12, 2003

Most (one-point) PAT

8	vs. Houston Oilers, Dec. 21, 1969
6	vs. Denver, Jan. 9, 1994
5	vs. Kansas City, Dec. 22, 1968
	vs. Pittsburgh, Jan. 1, 1984
	vs. Washington, Jan. 22, 1984
	vs. Tennessee, Jan. 19, 2003

NET YARDS GAINED

Most yards gained, game

526	vs. Cleveland, Jan. 8, 1983 (140 ru., 386 pa.)
512	at Baltimore, Dec. 24, 1977 (167 ru., 345 pa.)
509	vs. New York Jets, Jan. 12, 2002 (215 ru., 294 pa.)
465	vs. Kansas City, Dec. 22, 1968 (118 ru., 347 pa.)
451	at New York Jets, Dec. 29, 1968 (50 ru., 401 pa.)

Fewest yards gained, game

203	at Houston Texans, Jan. 7, 2017 (64 ru., 139 pa.)
211	vs. Baltimore, Jan. 14, 2001 (24 ru., 187 pa.)
225	at Cleveland, Jan. 4, 1981 (76 ru., 149 pa.)
236	at Miami, Dec. 30, 1973 (107 ru., 129 pa.)
	at New England, Jan. 19, 2002 (77 ru., 159 pa.)

RUSHING

Most yards gained rushing, game

266	vs. Minnesota, Jan. 9, 1977 (52 att.)
263	vs. Houston Oilers, Dec. 31, 1967 (48 att.)
235	vs. Cincinnati, Jan. 13, 1991 (32 att.)

Fewest yards gained rushing, game

19	vs. Tampa Bay, Jan. 26, 2003 (11 att.)
24	vs. Baltimore, Jan. 14, 2001 (17 att.)
29	vs. Pittsburgh, Dec. 29, 1974 (21 att.)

Most rushing attempts, game

55	vs. Pittsburgh, Dec. 22, 1973 (232 yds.)
52	vs. Minnesota, Jan. 9, 1977 (266 yds.)
51	vs. Cincinnati, Dec. 28, 1975 (173 yds.)
	vs. Pittsburgh, Dec. 26, 1976 (157 yds.)

Fewest rushing attempts, game

11	vs. Tampa Bay, Jan. 26, 2003 (19 yds.)
17	vs. Baltimore, Jan. 14, 2001 (24 yds.)
	vs. Tennessee, Jan. 19, 2003 (89 yds.)
19	at New York Jets, Dec. 29, 1968 (50 yds.)

PASSING

Most passes attempted, game

47	at New York Jets, Dec. 29, 1968 (20 comp.)
45	at Houston Texans, Jan. 7, 2017 (18 comp.)
	vs. Kansas City, Jan. 4, 1970 (17 comp.)
44	vs. Tampa Bay, Jan. 26, 2003 (24 comp.)

Fewest passes attempted, game

16	vs. Miami, Dec. 27, 1970 (8 comp.)
	vs. Pittsburgh, Dec. 26, 1976 (10 comp.)
17	vs. Pittsburgh, Dec. 22, 1973 (14 comp.)

Most passes completed, game

29	vs. Tennessee, Jan. 19, 2003 (41 att.)
24	vs. Cleveland, Jan. 8, 1983 (37 att.)
	vs. Tampa Bay, Jan. 26, 2003 (44 att.)

Fewest passes completed, game

8	vs. Miami, Dec. 27, 1970 (16 att.)
	vs. Houston Oilers, Dec. 28, 1980 (23 att.)
10	vs. Houston Oilers, Dec. 31, 1967 (26 att.)
	vs. Pittsburgh, Dec. 26, 1976 (16 att.)

Most net yards gained, passing, game

393	at New York Jets, Dec. 29, 1968
370	vs. Cleveland, Jan. 8, 1983
336	vs. Kansas City, Dec. 22, 1968

Fewest net yards gained, passing, game

63	vs. Pittsburgh, Dec. 26, 1976
78	at Pittsburgh, Dec. 23, 1972
101	vs. Houston Oilers, Dec. 31, 1967

Most TDs passing, game

6	vs. Houston Oilers, Dec. 21, 1969
5	vs. Kansas City, Dec. 22, 1968
4	vs. Miami, Dec. 21, 1974

Most passes had intercepted, game

6	at Buffalo, Jan. 20, 1991
5	vs. Tampa Bay, Jan. 26, 2003
4	vs. Kansas City, Jan. 4, 1970
	at Kansas City, Dec. 28, 1991
	vs. Baltimore, Jan. 14, 2001

SPECIAL TEAMS

PUNTING

Most punts, game

10	at Houston Texans, Jan. 7, 2017
9	vs. Houston Oilers, Dec. 28, 1980
	at Cleveland, Jan. 4, 1981
	at New England, Jan. 29, 2002
8	at Pittsburgh, Jan. 4, 1976
	at Baltimore Colts, Dec. 24, 1977
	at Seattle, Dec. 22, 1984

Fewest punts, game

1	vs. Cincinnati, Dec. 28, 1975
	at Kansas City, Dec. 28, 1991
2	vs. Pittsburgh, Dec. 22, 1973
	at Miami, Dec. 30, 1973
	vs. Seattle, Jan. 8, 1984
	vs. New England, Jan. 5, 1986
	vs. Cincinnati, Jan. 13, 1991
	vs. New York Jets, Jan. 12, 2002

Highest gross average, game (4 punts)

56.00	at San Diego, Jan. 11, 1981
51.11	vs. Houston Oilers, Dec. 28, 1980
48.50	vs. Kansas City, Jan. 4, 1970

PUNT RETURNS

Most punt returns, game

6	vs. Houston Oilers, Dec. 31, 1967
	at Baltimore Colts, Dec. 24, 1977
	vs. Houston Oilers, Dec. 28, 1980
	vs. Pittsburgh, Jan. 1, 1984
	at Houston Texans, Jan. 7, 2017
5	vs. Cleveland, Jan. 8, 1983

TEAM PLAYOFF RECORDS

Most yards, punt returns, game

70	at Houston Texans, Jan. 7, 2017
64	vs. Cincinnati, Dec. 28, 1975
53	vs. New England, Dec. 18, 1976
52	vs. Pittsburgh, Jan. 1, 1984

KICKOFF RETURNS

Most kickoff returns, game

9	at Buffalo, Jan. 20, 1991
	vs. Tampa Bay, Jan. 26, 2003
7	vs. Green Bay, Jan. 14, 1968

Most yards, kickoff returns, game

186	at Baltimore Colts, Dec. 24, 1977
149	vs. Tampa Bay, Jan. 26, 2003
143	vs. Tennessee, Jan. 19, 2003

PENALTIES

Most penalties, game

17	vs. Denver, Jan. 9, 1994
14	vs. Houston Oilers, Dec. 28, 1980
	vs. Tennessee, Jan. 19, 2003
11	vs. New England, Dec. 18, 1976

Fewest penalties, game

0	vs. Cincinnati, Jan. 13, 1991
1	vs. Kansas City, Dec. 22, 1968
2	at New York Jets, Dec. 29, 1968
	at Baltimore Colts, Jan. 3, 1971
	at Pittsburgh, Dec. 23, 1972
	at Denver, Jan. 1, 1978
	vs. Pittsburgh, Jan. 1, 1984
	at Buffalo, Jan. 20, 1981

DEFENSE

TOTAL YARDS ALLOWED

Fewest net yards allowed, game

180	vs. Houston Oilers, Dec. 31, 1967
211	vs. Seattle, Jan. 8, 1984
215	vs. Kansas City, Jan. 4, 1970
217	vs. Miami, Jan. 6, 2001

Most net yards allowed, game

502	at Buffalo, Jan. 20, 1991
447	at San Diego, Jan. 11, 1981
413	vs. New York Jets, Jan. 12, 2002
412	vs. New York Jets, Jan. 15, 1983

RUSHING

Fewest yards allowed, rushing, game

28	vs. Houston Oilers, Dec. 21, 1969
38	vs. Houston Oilers, Dec. 31, 1967
41	vs. Miami, Jan. 6, 2001
56	vs. Cleveland, Jan. 8, 1983
	vs. Denver, Jan. 9, 1994

Most yards allowed, rushing, game

266	at Miami, Dec. 30, 1973
213	vs. Miami, Dec. 21, 1974
210	vs. Pittsburgh, Dec. 29, 1974
205	at Seattle, Dec. 22, 1984
202	at Buffalo, Jan. 20, 1991

PASSING

Fewest opponent passes attempted, game

6	at Miami, Dec. 30, 1973
10	at Seattle, Dec. 22, 1984
14	vs. Miami, Dec. 21, 1974
	at Kansas City, Dec. 28, 1991
15	vs. New England, Jan. 5, 1986
	vs. Cincinnati, Jan. 13, 1991

Most opponent passes attempted, game

54	vs. Denver, Jan. 9, 1994
52	at New England, Jan. 19, 2002
49	at New York Jets, Dec. 29, 1968
47	vs. New York Jets, Jan. 12, 2003
46	vs. Houston Oilers, Dec. 21, 1969
	at San Diego, Jan. 11, 1981

Fewest opponent passes completed, game

3	at Miami, Dec. 30, 1973
4	at Seattle, Dec. 22, 1984
7	vs. Kansas City, Jan. 4, 1970
	vs. Miami, Dec. 21, 1974
8	Three times

Most opponent passes completed, game

32	vs. Denver, Jan. 9, 1994
	at New England, Jan. 19, 2002
27	at Buffalo, Jan. 15, 1994
26	vs. New York Jets, Jan. 12, 2002
24	vs. Minnesota, Jan. 9, 1977

Fewest opponent net yards, passing, game

26	at Miami, Dec. 30, 1973
46	at Seattle, Dec. 22, 1984
58	vs. Cincinnati, Jan. 13, 1991
73	at Kansas City, Dec. 28, 1991
81	vs. Miami, Dec. 21, 1974

Most opponent net yards, passing, game

351	at San Diego, Jan. 11, 1981
331	vs. Denver, Jan. 9, 1994
300	at Buffalo, Jan. 20, 1991
297	at New England, Jan. 19, 2002
291	vs. Philadelphia, Jan. 25, 1981

Most opponent TD passes, game

3	at New York Jets, Dec. 29, 1968
	vs. Denver, Jan. 9, 1994
	vs. New York Jets, Jan. 12, 2002
2	10 times

Most opponent passes intercepted

5	vs. Seattle, Jan. 8, 1984
4	vs. Kansas City, Dec. 22, 1968
3	Seven times

SCORING

Most points allowed, game

51	at Buffalo, Jan. 20, 1991
48	vs. Tampa Bay, Jan. 26, 2003
33	vs. Green Bay, Jan. 14, 1968
31	at Baltimore Colts, Dec. 24, 1977

Fewest points allowed, game

0	vs. Miami, Jan. 6, 2001
6	vs. Kansas City, Dec. 22, 1968
7	vs. Houston Oilers, Dec. 31, 1967
	vs. Houston Oilers, Dec. 21, 1969
	vs. Pittsburgh, Dec. 26, 1976
	vs. Houston Oilers, Dec. 28, 1980

Most opponent TDs scored, game

7	at Buffalo, Jan. 20, 1991
6	vs. Tampa Bay, Jan. 26, 2003
4	vs. Cincinnati, Dec. 28, 1975
	at Baltimore Colts, Dec. 24, 1977
	at Buffalo, Jan. 15, 1994

Most opponent field goals scored, game

4	vs. Green Bay, Jan. 14, 1968
3	vs. Baltimore, Jan. 14, 2001
	at New England, Jan. 19, 2002
2	12 times

Most opponent (one-point) PAT, game

6	at Buffalo, Jan. 20, 1991
	vs. Tampa Bay, Jan. 26, 2003
4	vs. Cincinnati, Dec. 28, 1975
	at Baltimore Colts, Dec. 24, 1977
3	12 times

PUNTING

Most opponent punts, game

13	at Baltimore Colts, Dec. 24, 1977
11	vs. Houston Oilers, Dec. 31, 1967
	vs. Houston Oilers, Dec. 21, 1969
10	at New York Jets, Dec. 29, 1968
9	at Houston Texans, Jan. 7, 2017
	vs. Houston Oilers, Dec. 28, 1980

TEAM PLAYOFF RECORDS

Fewest opponent punts, game

- 1 at Miami, Dec. 30, 1973
vs. New York Jets, Jan. 12, 2002
- 2 at San Diego, Jan. 11, 1981
vs. New York Jets, Jan. 15, 1983
at Buffalo, Jan. 20, 1991
at Kansas City, Dec. 28, 1991
vs. New York Jets, Jan. 12, 2003

Opponent highest gross average (4 punts), game

- 51.6 vs. Cincinnati, Jan. 13, 1991
- 48.5 vs. Cleveland, Jan. 8, 1983
- 48.2 at Pittsburgh, Dec. 23, 1972
- 47.0 vs. Kansas City, Dec. 22, 1968

PUNT RETURNS

Most opponent punt returns, game

- 7 vs. Houston Oilers, Dec. 28, 1980
at Cleveland, Jan. 4, 1981
- 5 vs. Green Bay, Jan. 14, 1968
at Seattle, Dec. 22, 1984
at New England, Jan. 19, 2002

Most yards, opponent punt returns, game

- 84 vs. Houston Oilers, Dec. 28, 1980
- 81 at Cleveland, Jan. 4, 1981
- 76 vs. Miami, Jan. 6, 2001
- 58 vs. Baltimore, Jan. 14, 2001
- 52 at Seattle, Dec. 22, 1984

KICKOFF RETURNS

Most opponent kickoff returns, game

- 9 vs. Houston Oilers, Dec. 31, 1967
- 8 vs. Kansas City, Dec. 22, 1968
vs. New York Jets, Jan. 12, 2002
- 7 Seven times

Most yards, opponent kickoff returns, game

- 215 vs. Houston Oilers, Dec. 31, 1967
- 210 vs. New York Jets, Jan. 12, 2002
- 193 at Baltimore Colts, Dec. 24, 1977
- 183 vs. Miami, Dec. 21, 1974
- 156 vs. Pittsburgh, Dec. 22, 1973

SACKS

Most sacks, game (since 1967)

- 7 vs. Houston Oilers, Dec. 28, 1980
- 6 vs. Houston Oilers, Dec. 21, 1969
at Baltimore Colts, Dec. 24, 1977
vs. Cleveland, Jan. 8, 1983
vs. Washington, Jan. 22, 1984
- 5 vs. Cincinnati, Dec. 28, 1975
vs. Pittsburgh, Jan. 1, 1984

PENALTIES

Most opponent penalties, game

- 10 vs. New England, Dec. 18, 1976
vs. Denver, Jan. 9, 1994
vs. Baltimore, Jan. 14, 2001
- 8 at Baltimore Colts, Dec. 24, 1977
at Denver, Jan. 1, 1978
vs. Houston Oilers, Dec. 28, 1980
vs. Miami, Jan. 6, 2001

Fewest opponent penalties, game

- 0 vs. Miami, Dec. 27, 1970
vs. New York Jets, Jan. 12, 2002
- 1 vs. Green Bay, Jan. 14, 1968
at Pittsburgh, Dec. 23, 1972
vs. Cincinnati, Jan. 13, 1991
at New England, Jan. 19, 2002



1990 AFC Divisional Playoff

OFFENSE

SCORING

Most points, career

99	George Blanda (19 FG, 42 PAT) (14 games)
78	Chris Bahr (15 FG, 33 PAT) (11 games)
60	Fred Biletnikoff (10 TD) (18 games) Marcus Allen (10 TD) (10 games)

Most points, game

18	Fred Biletnikoff, vs. KC, Dec. 22, 1968 Dave Casper, at BalC., Dec. 24, 1977 Napoleon McCallum, vs. Den., Jan. 9, 1994
16	George Blanda, vs. HouO., Dec. 31, 1967
15	George Blanda, vs. Pit., Dec. 22, 1973
13	Daniel Carlson, at Cin., Jan. 15, 2022

Most touchdowns, career

10	Fred Biletnikoff (18 games) Marcus Allen (10 games)
7	Dave Casper (8 games)

Most touchdowns, game

3	Fred Biletnikoff, vs. KC, Dec. 22, 1968 Dave Casper, at BalC., Dec. 24, 1977 Napoleon McCallum, vs. Den., Jan. 9, 1994
2	14 times

Most field goals attempted, career

33	George Blanda (14 games)
19	Chris Bahr (11 games)
16	Sebastian Janikowski (8 games)

Most field goals attempted, game

6	George Blanda, vs. HouO., Dec. 31, 1967
5	George Blanda, vs. Pit., Dec. 22, 1973
4	George Blanda, at NYJ, Dec. 29, 1968 Sebastian Janikowski, vs. NYJ, Jan. 12, 2003 Daniel Carlson, at Cin., Jan. 15, 2022

Most field goals, career

19	George Blanda (14 games)
15	Chris Bahr (11 games)
14	Sebastian Janikowski (8 games)

Most field goals, game

4	George Blanda, vs. HouO., Dec. 31, 1967 George Blanda, vs. Pit., Dec. 22, 1973 Daniel Carlson, at Cin., Jan. 15, 2022
3	George Blanda, at NYJ, Dec. 29, 1968 Chris Bahr, vs. Sea., Jan. 8, 1984 Sebastian Janikowski, vs. NYJ, Jan. 12, 2002 Sebastian Janikowski, vs. NYJ, Jan. 12, 2003

Longest field goal

49	Jeff Jaeger, vs. Cin., Jan. 13, 1991
48	George Blanda, at BalC., Jan. 3, 1971
47	Chris Bahr, vs. HouO., Dec. 28, 1980 Daniel Carlson, at Cin., Jan. 15, 2022

Most (one-point) PAT, career

42	George Blanda (14 games)
33	Chris Bahr (11 games)
17	Sebastian Janikowski (8 games)

Most (one-point) PAT, game

8	George Blanda, vs. HouO., Dec. 21, 1969
6	Jeff Jaeger, vs. Den., Jan. 9, 1994
5	George Blanda, vs. KC, Dec. 22, 1968 Chris Bahr, vs. Pit., Jan. 1, 1984 Chris Bahr, vs. Was., Jan. 22, 1984 Sebastian Janikowski, vs. Ten., Jan. 19, 2003

RUSHING

Most attempts, career

167	Marcus Allen (10 games)
163	Mark van Eeghen (10 games)
128	Clarence Davis (6 games)

Most attempts, game

25	Marcus Allen, vs. Sea., Jan. 8, 1984
22	Mark van Eeghen, vs. Pit., Dec. 26, 1976
22	Marcus Allen, vs. NE, Jan. 5, 1986

Most yards rushing, career

961	Marcus Allen (10 games)
579	Mark van Eeghen (10 games)
506	Clarence Davis (6 games)

Most yards rushing, game

191	Marcus Allen, vs. Was., Jan. 22, 1984
158	Charlie Garner, vs. NYJ, Jan. 12, 2002
154	Marcus Allen, vs. Sea., Jan. 8, 1984

Longest run from scrimmage

80	Charlie Garner, vs. NYJ, Jan. 12, 2002 (TD)
74	Marcus Allen, vs. Was., Jan. 22, 1984 (TD)
69	Hewritt Dixon, vs. HouO., Dec. 31, 1967 (TD)

Most games, 100-or-more yards rushing, career

5	Marcus Allen (10 games)
1	Pete Banaszak (18 games) Hewritt Dixon (8 games) Clarence Davis (6 games) Nick Bell (3 games) Charlie Garner (5 games)

Most consecutive games, 100-or-more yards rushing

3	Marcus Allen (1983)
1	Seven times

Two 100-yard rushers

	Hewritt Dixon (144 yds.) and Pete Banaszak (116 yds.), vs. HouO., Dec. 31, 1967
--	---

Most rushing touchdowns, career

8	Marcus Allen (10 games)
5	Pete Banaszak (18 games) Napoleon McCallum (5 games)

Most rushing touchdowns, game

3	Napoleon McCallum, vs. Den., Jan. 9, 1994
2	Marv Hubbard, vs. Pit., Dec. 22, 1973 Pete Banaszak, vs. Min., Jan. 9, 1977 Mark van Eeghen, at Cle., Jan. 4, 1981 Marcus Allen, vs. Cle., Jan. 8, 1983 Marcus Allen, vs. Pit., Jan. 1, 1984 Frank Hawkins, vs. Sea., Jan. 8, 1984 Marcus Allen, vs. Was., Jan. 22, 1984 Napoleon McCallum, at Buf., Jan. 15, 1994

Most consecutive games, rushing for touchdowns

2	Mark van Eeghen (1980) Marcus Allen (1982) Frank Hawkins (1983) Napoleon McCallum (1993) Zack Crockett (2002)
---	---



RB Napoleon McCallum

PASSING

Most passes completed, career

188	Ken Stabler (12 games)
162	Jim Plunkett (10 games)
136	Rich Gannon (7 games)

Most passes completed, game

29	Rich Gannon, vs. Ten., Jan. 19, 2003
29	Derek Carr, at Cin., Jan. 15, 2022
24	Jim Plunkett, vs. Cle., Jan. 8, 1983 Rich Gannon, vs. TB, Jan. 26, 2003

Most passes attempted, career

325	Ken Stabler (12 games)
272	Jim Plunkett (10 games)
238	Daryle Lamonica (9 games)

INDIVIDUAL PLAYOFF RECORDS

Most passes attempted, game

54	Derek Carr, at Cin., Jan. 15, 2022
47	Daryle Lamonica, at NYJ, Dec. 29, 1968
45	Connor Cook, at Hou., Jan. 7, 2017
44	Rich Gannon, vs. TB, Jan. 26, 2003

Most yards passing, career

2,398	Ken Stabler (12 games)
2,293	Jim Plunkett (10 games)
1,748	Daryle Lamonica (9 games)

Most yards passing, game

401	Daryle Lamonica, at NYJ, Dec. 29, 1968
386	Jim Plunkett, vs. Cle., Jan. 8, 1983
347	Daryle Lamonica, vs. KC, Dec. 22, 1968

Most games, 300-or-more yards passing, career

2	Daryle Lamonica (9 games)
1	Ken Stabler (12 games)
	Jim Plunkett (10 games)
	Derek Carr (1 game)

Most consecutive games, 300-or-more yards passing

2	Daryle Lamonica (1968)
1	Three times

Most TD passes, career

19	Ken Stabler (12 games)
18	Daryle Lamonica (9 games)
11	Jim Plunkett (10 games)
	Rich Gannon (7 games)

Most TD passes, game

6	Daryle Lamonica, vs. Hou.O., Dec. 21, 1969
5	Daryle Lamonica, vs. KC, Dec. 22, 1968
4	Ken Stabler, vs. Mia., Dec. 21, 1974

Most consecutive games, TD pass

10	Ken Stabler (1974-78)
5	Daryle Lamonica (1967-69)
	Rich Gannon (2002-03)

Most passes had intercepted, career

12	Jim Plunkett (10 games)
11	Ken Stabler (12 games)
8	Rich Gannon (7 games)

Most passes had intercepted, game

5	Jay Schroeder, at Buf., Jan. 20, 1991
	Rich Gannon, vs. TB, Jan. 26, 2003
4	Todd Marinovich, at KC, Dec. 28, 1991

Longest pass completion

86	Jeff Hostetler to Tim Brown, at Buf., Jan. 15, 1993 (TD)
82	Daryle Lamonica to Rod Sherman, vs. Mia., Dec. 27, 1970 (TD)
80	Jim Plunkett to Kenny King, vs. Phi., Jan. 25, 1981 (TD)

Highest completion percentage, career (min. 50 att.)

63.6	Rich Gannon (7 games)
59.6	Jim Plunkett (10 games)
57.8	Ken Stabler (12 games)

Highest completion percentage, game (min. 20 att.)

79.3	Rich Gannon, vs. NYJ, Jan. 12, 2002
73.9	Ken Stabler, vs. Cin., Dec. 28, 1975
70.8	Jim Plunkett, vs. Sea., Jan. 8, 1984

RECEIVING

Most receptions, career

73	Cliff Branch (19 games)
70	Fred Biletnikoff (16 games)
45	Tim Brown (12 games)

Most receptions, game

9	Cliff Branch, vs. Pit., Dec. 29, 1974
	Fred Biletnikoff, vs. NE, Dec. 18, 1976
	Jerry Rice, vs. NYJ, Jan. 12, 2002
	Tim Brown, vs. Ten., Jan. 19, 2003
8	Fred Biletnikoff, vs. Mia., Dec. 21, 1974
	Charlie Smith, vs. KC, Jan. 4, 1970
	Hunter Renfrow, at Cin., Jan. 15, 2022

Most yards receiving, career

1,289	Cliff Branch (19 games)
1,167	Fred Biletnikoff (16 games)
581	Tim Brown (12 games)

Most yards receiving, game

190	Fred Biletnikoff, at NYJ, Dec. 29, 1968
186	Cliff Branch, vs. Pit., Dec. 29, 1974
183	Jerry Rice, vs. NYJ, Jan. 12, 2002
180	Fred Biletnikoff, vs. KC, Dec. 22, 1968

Most games, 100-or-more yards receiving, career

4	Fred Biletnikoff (18 games)
3	Cliff Branch (20 games)
1	Eight times

Most consecutive games, 100-or-more yards receiving

2	Fred Biletnikoff (1968)
---	-------------------------

Most TD receptions, career

10	Fred Biletnikoff (18 games)
7	Dave Casper (8 games)
5	Cliff Branch (20 games)

Most TD receptions, game

3	Fred Biletnikoff, vs. KC, Dec. 22, 1968
	Dave Casper, at BalC., Dec. 24, 1977
	Bill Miller, vs. GB, Jan. 14, 1968
2	Warren Wells, vs. KC, Dec. 22, 1968
	Fred Biletnikoff, vs. Hou.O., Dec. 21, 1969
	Rod Sherman, vs. Hou.O., Dec. 21, 1969
	Dave Casper, at Den., Jan. 1, 1978
	Cliff Branch, vs. Phi., Jan. 25, 1981



WR Cliff Branch

SPECIAL TEAMS

KICKOFF RETURNS

Most kickoff returns, career

16	Clarence Davis (12 games)
	Carl Garrett (5 games)
	Marcus Knight (3 games)
12	George Atkinson (16 games)

Most kickoff returns, game

8	Marcus Knight, vs. TB, Jan. 26, 2003
6	Jamie Holland, at Buf., Jan. 20, 1991
5	Carl Garrett, at BalC., Dec. 24, 1977
	Marcus Knight, vs. Ten., Jan. 19, 2003

Most kickoff return yards, career

481	Carl Garrett (5 games)
347	Marcus Knight (3 games)
343	Clarence Davis (12 games)

Most kickoff return yards, game

169	Carl Garrett, at Bal., Dec. 24, 1977
143	Marcus Knight, vs. Ten., Jan. 19, 2003
	Marcus Knight, vs. TB, Jan. 26, 2003
119	Carl Garrett, vs. NE, Dec. 18, 1976

Highest average, career (10 returns)

30.1	Carl Garrett (5 games)
27.9	George Atkinson (16 games)
21.7	Marcus Knight (3 games)

Highest average, game (3 returns)

37.0	Carl Garrett, at Den., Jan. 1, 1978
33.8	Carl Garrett, at Bal., Dec. 24, 1977
31.7	George Atkinson, vs. KC, Jan. 4, 1970

INDIVIDUAL PLAYOFF RECORDS

Longest kickoff return

44	Marcus Knight, vs. Ten., Jan. 19, 2003
35	Tyron Johnson, at Cin., Jan. 15, 2022
29	Marcus Knight, vs. TB, Jan. 26, 2003
28	David Dunn, vs. Mia., Jan. 6, 2001
	David Dunn, vs. Bal., Jan. 14, 2001
	Marcus Knight, vs. NYJ, Jan. 12, 2003

PUNTING

Most punts, game

10	Marquette King, at Hou., Jan. 7, 2017
9	Ray Guy, vs. HouO., Dec. 28, 1980
	Ray Guy, at Cle., Jan. 4, 1981
	Shane Lechler, at NE, Jan. 19, 2002
8	Ray Guy, at Pit., Jan. 4, 1976
	Ray Guy, at BalC., Dec. 24, 1977
	Ray Guy, at Sea., Dec. 22, 1984

Highest gross punting average, game (4 punts)

56.0	Ray Guy, at SD, Jan. 11, 1981
51.1	Ray Guy, vs. HouO., Dec. 28, 1980
48.5	Mike Eischeid, vs. KC, Jan. 4, 1970

Longest punt

71	Ray Guy, at SD, Jan. 11, 1981
66	Ray Guy, vs. HouO., Dec. 28, 1980
64	Shane Lechler, vs. Bal., Jan. 14, 2001

PUNT RETURNS

Most punt returns, career

18	Neal Colzie (6 games)
13	George Atkinson (16 games)
	Greg Pruitt (6 games)

Most punt returns, career

5	Rodger Bird, vs. HouO., Dec. 31, 1967
	Neal Colzie, at BalC., Dec. 24, 1977
	Greg Pruitt, vs. Cle., Jan. 8, 1983
	Greg Pruitt, vs. Pit., Jan. 1, 1984
	Jalen Richard, at Hou., Jan. 7, 2017
4	Neal Colzie, vs. Cin., Dec. 28, 1975
	Neal Colzie, vs. Min., Jan. 9, 1977
	Keith Moody, vs. HouO., Dec. 28, 1980
	Fulton Walker, vs. NE, Jan. 5, 1986

Most punt return yards, career

221	Neal Colzie (6 games)
101	Greg Pruitt (6 games)
96	Rodger Bird (4 games)

Most punt return yards, game

68	Jalen Richard, at Hou., Jan. 7, 2017
64	Neal Colzie, vs. Cin., Dec. 28, 1975
53	Neal Colzie, vs. NE, Dec. 18, 1976
49	Rodger Bird, vs. HouO., Dec. 31, 1967
47	Greg Pruitt, vs. Pit., Jan. 1, 1984

Highest punt return average, career (9 returns)

12.3	Neal Colzie (6 games)
8.3	Tim Brown (12 games)
8.0	Rodger Bird (4 games)

Highest punt return average, game (3 returns)

17.7	Neal Colzie, vs. NE, Dec. 18, 1976
16.0	Neal Colzie, vs. Cin., Dec. 28, 1975
13.6	Jalen Richard, at Hou., Jan. 7, 2017

Longest punt return

37	Jalen Richard, at Hou., Jan. 7, 2017
25	Neal Colzie, vs. Min., Jan. 9, 1977
24	Darrien Gordon, vs. Mia., Jan. 6, 2001

DEFENSE

SACKS

Most sacks, career (since 1982)

7.5	Greg Townsend (10 games)
5.5	Lyle Alzado (6 games)
4	Howie Long (12 games)
	Rod Martin (11 games)

Most sacks, game (since 1982)

3	Greg Townsend, vs. Cin., Jan. 13, 1991
2.5	Lyle Alzado, vs. Pit., Jan. 1, 1984
2	Rod Martin, vs. Cle., Jan. 8, 1983
	Johnny Robinson, vs. Cle., Jan. 8, 1983
	Greg Townsend, vs. Sea., Jan. 8, 1984
	Lyle Alzado, at Sea., Dec. 22, 1984
	Sean Jones, vs. NE, Jan. 5, 1986
	Scott Davis, at KC, Dec. 28, 1991



DE Howie Long

INTERCEPTIONS BY

Most interceptions by, career

8	Lester Hayes (13 games)
7	Willie Brown (16 games)
4	Nemiah Wilson (8 games)

Most interceptions by, game

3	Rod Martin, vs. Phi., Jan. 25, 1981
2	Jack Tatum, at Pit., Jan. 4, 1976
	Lester Hayes, vs. HouO., Dec. 28, 1980
	Lester Hayes, at Cle., Jan. 4, 1981
	Mike Davis, vs. Sea., Jan. 8, 1984
	Tory James, vs. Mia., Jan. 6, 2001

Most consecutive games, interception

2	George Atkinson (1968-69)
	Willie Brown (1973)
	Willie Hall (1976)
	Lester Hayes (1980)

Longest interception return

90	Tory James, vs. Mia., Jan. 6, 2001 (TD)
75	Willie Brown, vs. Min., Jan. 9, 1977 (TD)
57	George Atkinson, vs. HouO., Dec. 21, 1969 (TD)

SUPER BOWLS

SUPER BOWL II

Miami Orange Bowl, Sunday, Jan. 14, 1968, Attendance: 75,546, Time: 2:34 PM PST, Weather: 68°F, partly cloudy, 52% humidity, wind W 14 mph

The Raiders stormed into Super Bowl II after claiming the club's first-ever American Football League championship with a 40-7 romp over the Houston Oilers on Dec. 31, 1967. The Raiders mounted a spirited challenge to the Green Bay Packers, the defending Super Bowl champions, but ultimately fell short in Miami, 33-14.

In a game that drew the first \$3 million gate in football history, the Bart Starr-led Packers jumped out to a 13-0 lead in the second quarter after a 62-yard touchdown reception by Boyd Dowler. The Raiders cut into the lead with a 23-yard touchdown pass from Daryle Lamonica to Bill Miller, the first of two touchdown receptions on the day for the wide receiver, who played collegiately at the University of Miami.

Down 16-7 entering the second half, the Raiders were unable to contain a Packers offense that added a 2-yard touchdown run by Donny Anderson and Don Chandler's fourth field goal of the day, in the third quarter. Herb Adderley's 60-yard interception return for a touchdown on a fourth-quarter Lamonica pass sealed the Packers victory. Lamonica connected with Miller for a 23-yard Oakland touchdown late in the final period.

Starr earned the game's MVP honors after completing 13-of-24 passes for 202 yards and one touchdown. Miller hauled in a game-high five passes for 84 yards and two touchdowns to lead the Raiders.



SCORING SUMMARY

TM	QTR	TIME	PLAY DESCRIPTION	GB	OAK
GB	1	9:53	D. Chandler 38 yd. Field Goal (10-34, 4:01)	3	0
GB	2	11:52	D. Chandler 20 yd. Field Goal (17-84, 8:40)	6	0
GB	2	10:50	B. Dowler 62 yd. pass from B. Starr (D. Chandler kick) (1-62, 0:11)	13	0
OAK	2	6:15	B. Miller 23 yd. pass from D. Lamonica (G. Blanda kick) (9-78, 4:20)	13	7
GB	2	0:01	D. Chandler 43 yd. Field Goal (4-9, 0:19)	16	7
GB	3	5:54	D. Anderson 2 yd. run (D. Chandler kick) (11-82, 4:41)	23	7
GB	3	0:02	D. Chandler 31 yd. Field Goal (9-37, 4:47)	26	7
GB	4	11:03	H. Adderley 60 yd. interception return (D. Chandler kick)	33	7
OAK	4	9:13	B. Miller 23 yd. pass from D. Lamonica (G. Blanda kick) (4-74, 1:35)	33	14

	RAIDERS	PACKERS
TOTAL FIRST DOWNS	16	19
By Rushing	5	11
By Passing	10	7
By Penalty	1	1
THIRD-DOWN EFFICIENCY	3-11-27%	5-16-31%
FOURTH-DOWN EFFICIENCY	0-0-0%	1-1-100%
TOTAL NET YARDS	293	322
Total Offensive Plays	57	69
Average gain per offensive play	5.1	4.7
NET YARDS RUSHING	107	160
Total Rushing Plays	20	41
Average gain per rushing play	5.4	3.9
NET YARDS PASSING	186	162
Times thrown—yards lost att. to pass	3-22	4-40
Gross yards passing	208	202
PASS ATT-COMP-INT	34-15-1	24-13-0
Average gain per pass play	5.6	5.8
PUNTS Number and Average	6-44.0	6-39.0
TOTAL RETURN YARDS (not inc. kickoffs)	12	95
No. and Yards Punt Returns	3-12	5-35
No. and Yards Kickoff Returns	7-127	3-49
No. and Yards Interception Returns	0-0	1-60
PENALTIES Numbers and Yards	4-31	1-12
FUMBLES Numbers and Lost	3-2	0-0
EXTRA POINTS Made-Attempts	2-2	3-3
FIELD GOALS Made-Attempts	0-1	4-4
SAFETIES	0	0
FINAL SCORE	14	33

SCORE BY QUARTER

	1	2	3	4	OT	F
GREEN BAY	3	13	10	7	—	33
OAKLAND	0	7	0	7	—	14

OAKLAND RAIDERS

RUSHING	Att	Yds	Avg	Lg	TD	
H. Dixon	12	54	4.5	15	0	
L. Todd	2	37	18.5	32	0	
P. Banaszak	6	16	2.7	5	0	
Total	20	107	5.4	32	0	
PASSING	Att	Cm	Yds	TD	Lg	In
D. Lamonica	34	15	208	2	41	1
Total	34	15	208	2	41	1
RECEIVING	No	Yds	Avg	Lg	TD	
B. Miller	5	84	16.8	23T	2	
P. Banaszak	4	69	17.3	41	0	
B. Cannon	2	25	12.5	15	0	
F. Biletnikoff	2	10	5.0	6	0	
H. Dixon	1	3	3.0	3	0	
W. Wells	1	17	17.0	17	0	
Total	15	208	13.9	41	2	
INTERCEPTIONS	No	Yds	Avg	Lg	TD	
---	---	---	---	---	---	
PUNT RETURNS	No	Yds	Avg	FC	Lg	TD
R. Bird	2	12	6.0	1	12	0
W. Wells	1	0	0.0	0	0	0
Total	3	12	4.0	1	12	0
KICK RETURNS	No	Yds	Avg	Lg	TD	
L. Todd	3	63	21.0	23	0	
D. Grayson	3	61	20.3	25	0	
W. Hawkins	1	3	3.0	3	0	
Total	7	127	18.1	25	0	

GREEN BAY PACKERS

RUSHING	Att	Yds	Avg	Lg	TD	
B. Wilson	17	62	3.6	13	0	
D. Anderson	14	48	3.4	8	1	
T. Williams	8	36	4.5	18	0	
B. Starr	1	14	14.0	14	0	
C. Mercein	1	0	0.0	0	0	
Total	41	160	3.9	18	1	
PASSING	Att	Cm	Yds	TD	Lg	In
B. Starr	24	13	202	1	62	0
Total	24	13	202	1	62	0
RECEIVING	No	Yds	Avg	Lg	TD	
C. Dale	4	43	10.8	17	0	
M. Fleming	4	35	8.8	11	0	
B. Dowler	2	71	35.5	62T	1	
D. Anderson	2	18	9.0	12	0	
M. McGee	1	35	35.0	35	0	
Total	13	202	15.5	62T	1	
INTERCEPTIONS	No	Yds	Avg	Lg	TD	
H. Adderley	1	60	60.0	60T	1	
Total	1	60	60.0	60T	1	
PUNT RETURNS	No	Yds	Avg	FC	Lg	TD
W. Wood	5	50	10.0	0	31	0
Total	5	50	10.0	0	31	0
KICK RETURNS	No	Yds	Avg	Lg	TD	
H. Adderley	1	24	24.0	24	0	
T. Williams	1	18	18.0	18	0	
T. Crutcher	1	7	7.0	7	0	
Total	3	49	16.3	24	0	

RAIDERS STARTERS

OFFENSE	DEFENSE
C 00 J. Otto	DT 53 D. Birdwell
G 65 W. Hawkins	DT 74 T. Keating
G 63 E. Upshaw	DE 83 B. Davidson
T 79 H. Schuh	DE 77 I. Lassiter
T 76 B. Svihus	OLB 42 B. Lasker
TE 33 B. Cannon	LB 34 G. Otto
WR 25 F. Biletnikoff	LB 55 D. Connors
WR 89 B. Miller	CB 24 W. Brown
RB 40 P. Banaszak	CB 77 K. McCloughan
RB 35 H. Dixon	FS 29 H. Williams
QB 3 D. Lamonica	SS 20 W. Powers

PACKERS STARTERS

OFFENSE	DEFENSE
C 57 K. Bowman	DT 74 H. Jordan
G 68 G. Gillingham	DT 77 R. Kostelnik
G 64 J. Kramer	DE 82 L. Aldridge
T 76 F. Gregg	DE 87 W. Davis
T 76 B. Skronski	OLB 60 L. Caffey
TE 81 M. Fleming	OLB 89 D. Robinson
WR 84 C. Dale	MLB 66 R. Nitschke
WR 86 B. Dowler	CB 26 H. Adderley
RB 44 D. Anderson	CB 21 B. Jeter
RB 36 B. Wilson	FS 24 W. Wood
QB 15 B. Starr	SS 40 T. Brown

SUPER BOWL XI

Rose Bowl, Sunday, Jan. 9, 1977; Attendance: 103,424; Time: 3:03 PM PST; Weather: 58°F; clear and sunny, 59% humidity, wind NW 5 mph

The 1976 Raiders advanced to Super Bowl XI with a 13-1 regular season record and a 2-0 mark in the playoffs, upending the Pittsburgh Steelers in the AFC Championship Game for the first time in three tries, 24-7. Against the NFC Champion Vikings in front of 103,424 fans at the Rose Bowl, the Silver and Black put forth dominant efforts on both offense and defense in posting a 32-14 victory and capturing the club's first-ever Super Bowl championship.

Oakland built a 16-0 first-half lead as Dave Casper and Pete Banaszak each scored short touchdowns after receptions by Fred Biletnikoff brought the Raiders to the goal line on two separate drives. An additional short-yardage touchdown run by Banaszak in the second half put the Raiders up, 26-7, and set the stage



for the signature moment of the contest. With Fran Tarkenton under heavy pressure in the fourth quarter, veteran Willie Brown intercepted a pass and returned it 75 yards for a touchdown to seal the victory.

The Vikings could only muster two second-half touchdowns as the Silver and Black put together a dominant defensive performance, limiting Chuck Foreman to just 44 yards rushing and intercepting Tarkenton twice.

Biletnikoff's 79 yards on four receptions, three of which set up Raider touchdowns, earned him MVP honors, while Clarence Davis helped pace the offense with 137 rushing yards on 16 carries.

A startling 12 Raiders from Super Bowl XI would go on to enshrinement in the Pro Football Hall of Fame, with Owner Al Davis joining Head Coach John Madden, Biletnikoff, Brown, Ted Hendricks, Ray Guy, Ken Stabler, Gene Upshaw, Art Shell, Casper, assistant coach Tom Flores and Cliff Branch in Canton.

	RAIDERS	VIKINGS
TOTAL FIRST DOWNS	21	20
By Rushing	13	2
By Passing	8	15
By Penalty	0	3
THIRD-DOWN EFFICIENCY	9-19-47%	7-19-37%
FOURTH-DOWN EFFICIENCY	0-1-0%	1-2-50%
TOTAL NET YARDS	429	353
Total Offensive Plays	73	71
Average gain per offensive play	5.9	5.0
NET YARDS RUSHING	266	71
Total Rushing Plays	52	26
Average gain per rushing play	5.1	2.7
NET YARDS PASSING	163	282
Times thrown - yards lost att. to pass	2-17	1-4
Gross yards passing	180	286
PASS ATT-COMP-INT	19-12-0	44-24-2
Average gain per pass play	7.8	6.3
PUNTS Number and Average	4-40.5	7-37.9
TOTAL RETURN YARDS (not inc. kickoffs)	181	150
No. and Yards Punt Returns	4-43	3-14
No. and Yards Kickoff Returns	3-47	7-136
No. and Yards Interception Returns	2-91	0-0
PENALTIES Numbers and Yards	4-30	2-25
FUMBLES Numbers and Lost	0-0	1-1
EXTRA POINTS Made-Attempts	2-4	2-2
FIELD GOALS Made-Attempts	2-3	0-0
SAFETIES	0	0
FINAL SCORE	32	14

SCORING SUMMARY

TM	QTR	TIME	PLAY DESCRIPTION	MIN	OAK
OAK	2	0:48	E. Mann 24 yd. Field Goal (12-90, 5:23)	0	3
OAK	2	7:50	D. Casper 1 yd. pass from K. Stabler (E. Mann kick) (10-64, 5:21)	0	10
OAK	2	11:27	P. Banaszak 1 yd. run (kick failed) (5-35, 2:20)	0	16
OAK	3	9:44	E. Mann 40 yd. Field Goal (5-31, 2:12)	0	19
MIN	3	14:13	S. White 8 yd. pass from F. Tarkenton (F. Cox kick) (12-68, 4:29)	7	19
OAK	4	7:21	P. Banaszak 2 yd. run (E. Mann kick) (4-54, 2:27)	7	26
OAK	4	9:17	W. Brown 75 yd. interception return (kick failed)	7	32
MIN	4	14:35	S. Voigt 13 yd. pass from B. Lee (F. Cox kick) (9-86, 1:31)	14	32

SCORE BY QUARTER

	1	2	3	4	OT	TOTAL
OAKLAND	0	16	3	13	-	32
MINNESOTA	0	0	7	7	-	14

OAKLAND RAIDERS

RUSHING	Att	Yds	Avg	Lg	TD	
C. Davis	16	137	8.6	35	0	
M. VanEgghen	18	73	4.1	11	0	
C. Garrett	4	19	4.8	13	0	
P. Banaszak	10	19	1.9	6	2	
H. Ginn	2	9	4.5	9	0	
M. Rae	2	9	4.5	11	0	
Total	52	266	5.1	35	2	
PASSING	Att	Cm	Yds	TD	Lg	In
K. Stabler	19	12	180	1	48	0
Total	19	12	180	1	48	0
RECEIVING	No	Yds	Avg	Lg	TD	
D. Casper	4	70	17.5	26	1	
F. Biletnikoff	4	79	19.8	48	0	
C. Garrett	1	11	11.0	11	0	
C. Branch	3	20	6.7	10	0	
Total	12	180	15.0	48	1	
INTERCEPTIONS	No	Yds	Avg	Lg	TD	
W. Hall	1	16	16.0	16	0	
W. Brown	1	75	75.0	75	1	
Total	2	91	45.5	75	1	
PUNT RETURNS	No	Yds	Avg	FC	Lg	TD
N. Colzie	4	43	10.8	0	25	0
Total	4	43	10.8	0	25	0
KICK RETURNS	No	Yds	Avg	Lg	TD	
C. Garrett	2	47	23.5	24	0	
M. Siani	1	0	0.0	0	0	
Total	3	47	15.7	24	0	

MINNESOTA VIKINGS

RUSHING	Att	Yds	Avg	Lg	TD	
C. Foreman	17	44	2.6	7	0	
B. McClanahan	3	3	1.0	2	0	
R. Miller	2	4	2.0	3	0	
B. Lee	1	4	4.0	4	0	
S. White	1	7	7.0	7	0	
S. Johnson	2	9	4.5	8	0	
Total	26	71	2.7	8	0	
PASSING	Att	Cm	Yds	TD	Lg	In
F. Tarkenton	35	17	205	1	26	2
B. Lee	9	7	81	1	20	0
Total	44	24	286	2	26	2
RECEIVING	No	Yds	Avg	Lg	TD	
C. Foreman	5	62	12.4	26	0	
A. Rashad	3	53	17.7	25	0	
R. Miller	4	19	4.8	13	0	
S. Voigt	4	49	12.3	15	1	
S. White	5	77	15.4	20	1	
S. Johnson	3	26	8.7	17	0	
Total	24	286	11.9	26	2	
INTERCEPTIONS	No	Yds	Avg	Lg	TD	
-	-	-	-	-	-	
PUNT RETURNS	No	Yds	Avg	FC	Lg	TD
L. Willis	3	14	4.7	0	8	0
Total	3	14	4.7	0	8	0
KICK RETURNS	No	Yds	Avg	Lg	TD	
L. Willis	3	57	19.0	20	0	
S. White	4	79	19.8	26	0	
Total	7	136	19.4	26	0	

RAIDERS STARTERS

OFFENSE	DEFENSE
C 50 D. Dalby	DT 74 D. Rowe
G 64 G. Buehler	DT 60 O. Sistrunk
G 63 G. Upshaw	DE 72 J. Matuszak
T 78 A. Shell	DE 41 P. Villapiano
T 75 J. Vella	LB 83 T. Hendricks
TE 87 D. Casper	LB 58 M. Johnson
WR 25 F. Biletnikoff	LB 39 W. Hall
WR 21 C. Branch	CB 24 W. Brown
RB 28 C. Davis	CB 26 S. Thomas
RB 30 M. VanEgghen	FS 32 J. Tatum
QB 12 K. Stabler	SS 43 G. Atkinson

VIKINGS STARTERS


OFFENSE	DEFENSE
C 53 M. Tingelhoff	DT 88 A. Page
G 68 C. Goodrum	DT 69 D. Sutherland
G 62 E. White	DE 81 C. Eller
T 78 S. Riley	DE 70 J. Marshall
T 73 R. Yary	LB 59 M. Blair
TE 83 S. Voigt	LB 58 W. Hilgenberg
WR 28 A. Rashad	LB 50 J. Siemon
WR 85 S. White	CB 20 B. Bryant
RB 44 C. Foreman	CB 43 N. Wright
RB 33 B. McClanahan	FS 22 P. Krause
QB 10 F. Tarkenton	SS 23 J. Wright

SUPER BOWL XV

Louisiana Superdome, Sunday, Jan. 25, 1981; Attendance: 76,135; Time: 3:13 PM PST; Weather: played indoors, domed stadium

The 1980 Oakland Raiders entered Super Bowl XV against the NFC Champion Philadelphia Eagles as the ultimate underdogs. Not only were the Raiders the first wild card team to advance to the Super Bowl since the NFL adopted the new playoff format in 1978, but the Eagles had already defeated the Silver and Black, 10-7, just eight weeks earlier. This matchup would be markedly different, as a team that started the season with just a 2-3 record would claim the club's second championship with a dominating 27-10 victory.

The Raiders wasted no time establishing themselves in New Orleans, as Rod Martin picked off a Ron Jaworski pass on the game's third play and re-



turned it 25 yards to set up a Jim Plunkett touchdown pass to Cliff Branch. Later in the first quarter, Plunkett hit Kenny King for an 80-yard touchdown strike that set a then-Super Bowl record and gave the Silver and Black a 14-0 lead.

Head coach Tom Flores, employing a philosophy of pressure football, kept the offense firing away in the second half. Plunkett engineered a third-quarter drive that culminated in a 29-yard touchdown pass to Branch that gave the Raiders an insurmountable 21-3 lead. Chris Bahr added two field goals in the second half and the defense, led by a Super Bowl-record three interceptions by Martin, surrendered only a fourth-quarter touchdown.

Plunkett was tabbed for MVP honors after completing 13-of-21 passes for 261 yards and three touchdowns as the Silver and Black became the first wild card team in NFL history to win the Super Bowl.

	RAIDERS	EAGLES
TOTAL FIRST DOWNS	17	19
By Rushing	6	3
By Passing	10	14
By Penalty	1	2
THIRD-DOWN EFFICIENCY	6-12-50%	5-12-42%
FOURTH-DOWN EFFICIENCY	0-0-0%	1-1-100%
TOTAL NET YARDS	377	360
Total Offensive Plays	56	64
Average gain per offensive play	6.7	5.6
NET YARDS RUSHING	117	69
Total Rushing Plays	34	26
Average gain per rushing play	3.4	2.7
NET YARDS PASSING	260	291
Times thrown - yards lost att. to pass	1-1	0-0
Gross yards passing	261	291
PASS ATT-COMP-INT	21-13-0	38-18-3
Average gain per pass play	11.8	7.7
PUNTS Number and Average	3-42.0	3-36.7
TOTAL RETURN YARDS (not inc. kickoffs)	45	20
No. and Yards Punt Returns	2-1	3-20
No. and Yards Kickoff Returns	3-48	6-87
No. and Yards Interception Returns	3-44	0-0
PENALTIES Numbers and Yards	5-37	6-57
FUMBLES Numbers and Lost	0-0	1-1
EXTRA POINTS Made-Attempts	3-3	1-1
FIELD GOALS Made-Attempts	2-3	1-2
SAFETIES	0	0
FINAL SCORE	27	10

SCORING SUMMARY

TM	QTR	TIME	PLAY DESCRIPTION	OAK	PHI
OAK	1	6:04	C. Branch 2 yd. pass from J. Plunkett (C. Bahr kick) (7-30, 4:16)	7	0
OAK	1	14:51	K. King 80 yd. pass from J. Plunkett (C. Bahr kick) (3-86, 0:57)	14	0
PHI	2	4:32	T. Franklin 30 yd. Field Goal (8-61, 4:41)	14	3
OAK	3	2:36	C. Branch 29 yd. pass from J. Plunkett (C. Bahr kick) (5-76, 2:36)	21	3
OAK	3	10:25	C. Bahr 46 yd. Field Goal (7-40, 3:45)	24	3
PHI	4	1:01	K. Krepfle 8 yd. pass from R. Jaworski (T. Franklin kick) (12-88, 5:36)	24	10
OAK	4	6:31	C. Bahr 35 yd. Field Goal (11-72, 5:30)	27	10

SCORE BY QUARTER

	1	2	3	4	OT	TOTAL
OAKLAND	14	0	10	3	-	27
PHILADELPHIA	0	3	0	7	-	10

OAKLAND RAIDERS

RUSHING	Att	Yds	Avg	Lg	TD
M. van Egghen	18	75	4.2	8	0
K. King	6	18	3.0	6	0
D. Jensen	4	17	4.3	6	0
J. Plunkett	3	9	3.0	5	0
A. Whittington	3	-2	-0.7	2	0
Total	34	117	3.4	8	0

PASSING	Att	Cm	Yds	TD	Lg	In
J. Plunkett	21	13	261	3	80	0
Total	21	13	261	3	80	0

RECEIVING	No	Yds	Avg	Lg	TD
C. Branch	5	67	13.4	29	2
B. Chandler	4	77	19.3	32	0
K. King	2	93	46.5	80	1
R. Chester	2	24	12.0	16	0
Total	13	261	20.1	80	3

INTERCEPTIONS	No	Yds	Avg	Lg	TD
R. Martin	3	44	14.7	25	0
Total	3	44	14.7	25	0

PUNT RETURNS	No	Yds	Avg	FC	Lg	TD
I. Matthews	2	1	0.5	1	2	0
Total	2	1	0.5	1	2	0

KICK RETURNS	No	Yds	Avg	Lg	TD
I. Matthews	2	29	14.5	21	0
K. Moody	1	19	19.0	19	0
Total	3	48	16.0	21	0

PHILADELPHIA EAGLES

RUSHING	Att	Yds	Avg	Lg	TD
W. Montgomery	16	44	2.8	8	0
L. Harris	7	14	2.0	5	0
L. Giammona	1	7	7.0	7	0
P. Harrington	1	4	4.0	4	0
R. Jaworski	1	0	0.0	0	0
Total	26	69	2.7	8	0

PASSING	Att	Cm	Yds	TD	Lg	In
R. Jaworski	38	18	291	1	43	3
Total	38	18	291	1	43	3

RECEIVING	No	Yds	Avg	Lg	TD
W. Montgomery	6	91	15.2	25	0
H. Carmichael	5	83	16.6	29	0
C. Smith	2	59	29.5	43	0
K. Krepfle	2	16	8.0	8	1
J. Spagnola	1	22	22.0	22	0
R. Parker	1	19	19.0	19	0
L. Harris	1	1	1.0	1	0
Total	18	291	16.2	43	1

INTERCEPTIONS	No	Yds	Avg	Lg	TD
--	--	--	--	--	--

PUNT RETURNS	No	Yds	Avg	FC	Lg	TD
J. Sciarra	2	18	9.0	0	12	0
W. Henry	1	2	2.0	0	2	0
Total	3	20	6.7	0	12	0

KICK RETURNS	No	Yds	Avg	Lg	TD
B. Campfield	5	87	17.4	21	0
P. Harrington	1	0	0.0	0	0
Total	6	87	14.5	21	0

RAIDERS STARTERS

OFFENSE	DEFENSE
C 50 D. Dalby	NT 62 R. Kinlaw
G 65 M. Marvin	DE 73 D. Browning
G 63 G. Upshaw	DE 72 J. Matuzsak
T 70 H. Lawrence	LB 83 T. Hendricks
T 78 A. Shell	LB 53 R. Martin
TE 88 R. Chester	LB 55 M. Miller
WR 85 B. Chandler	LB 51 B. Nelson
WR 21 C. Branch	CB 37 L. Hayes
RB 33 K. King	CB 35 D. O'Steen
RB 30 M. van Egghen	FS 44 B. Owens
QB 16 J. Plunkett	SS 36 M. Davis

EAGLES STARTERS


OFFENSE	DEFENSE
C 50 G. Morriss	NT 65 C. Johnson
G 69 W. Peoples	DE 78 C. Hairston
G 62 P. Perot	DE 68 D. Harrington
T 76 J. Sisemore	LB 95 J. Burton
T 75 S. Walters	LB 56 J. Robinson
TE 84 K. Krepfle	LB 66 B. Beryge
WR 17 H. Carmichael	LB 55 F. LeMaster
WR 88 J. Spagnola	CB 46 H. Edwards
RB 20 L. Harris	CB 43 R. Young
RB 31 W. Montgomery	FS 22 B. Wilson
QB 7 R. Jaworski	SS 41 R. Logan

SUPER BOWL XVIII

Tampa Stadium; Sunday, Jan. 22, 1984; Attendance: 72,920; Time: 3:31 PM PST; Weather: 68°F; partly cloudy, wind NE 20 mph

Famously dubbed "Black Sunday" by NFL Films, Super Bowl XVIII put on display the best that the NFL had to offer as the Los Angeles Raiders drubbed the Washington Redskins, 38-9. The resounding victory rested on the running brilliance of Marcus Allen and the strength of dominating defense and special teams play that lifted the Raiders to the club's third Super Bowl title in eight years.

Glad in their famous black jerseys, the Raiders jumped on the scoreboard first as Derrick Jensen blocked a first-quarter punt deep in Washington territory and fell on the ball in the end zone for a touchdown. In the second quarter, Jim Plunkett orchestrated an efficient three-play drive that culminated in a 12-yard touchdown pass to Cliff Branch.



After a Redskins field goal, the Silver and Black defense would strike just moments before halftime. Keying on a Washington screen pass play that had worked successfully against the Raiders during a regular season meeting between the two teams, defensive coordinator Charlie Sumner inserted reserve Jack Squirek with time winding down in the first half. As Joe Theismann lobbed a screen out towards Joe Washington from the 12-yard line, Squirek stepped in front of the pass and returned the interception for a touchdown to give the Raiders a 21-3 halftime advantage.

The Raiders' second half performance was just as dominant as the team shifted focus to its running game, led by Allen. The second-year running back scored a third-quarter touchdown on a 5-yard run before breaking off perhaps the finest run in Super Bowl history later in the same period. Allen took a handoff from Plunkett and started left on the play but went too wide for his blocking and reversed his field, burst free of pursuit and found the end zone after a 74-yard sprint to give the Raiders an insurmountable lead and give the city of Los Angeles its first Super Bowl victory.

Allen was the easy choice as the game's Most Valuable Player, gaining 191 yards on 20 carries with two touchdowns.

	REDSKINS	RAIDERS
TOTAL FIRST DOWNS	19	18
By Rushing	7	8
By Passing	10	9
By Penalty	2	1
THIRD-DOWN EFFICIENCY	6-17-35%	5-13-38%
FOURTH-DOWN EFFICIENCY	0-1-0%	0-0-0%
TOTAL NET YARDS	283	385
Total Offensive Plays	73	60
Average gain per offensive play	3.9	6.4
NET YARDS RUSHING	90	231
Total Rushing Plays	32	33
Average gain per rushing play	2.8	7.0
NET YARDS PASSING	193	154
Times thrown - yards lost att. to pass	6-50	2-18
Gross yards passing	243	172
PASS ATT-COMP-INT	35-16-2	25-16-0
Average gain per pass play	4.7	5.7
PUNTS Number and Average	7-37.0	7-42.7
TOTAL RETURN YARDS (not inc. kickoffs)	167	30
No. and Yards Punt Returns	2-35	2-8
No. and Yards Kickoff Returns	7-132	1-17
No. and Yards Interception Returns	0-0	2-5
PENALTIES Numbers and Yards	4-62	7-56
FUMBLES Numbers and Lost	1-1	3-2
EXTRA POINTS Made-Attempts	0-1	5-5
FIELD GOALS Made-Attempts	1-2	1-1
SAFETIES	0	0
FINAL SCORE	9	38

SCORING SUMMARY

TM	QTR	TIME	PLAY DESCRIPTION	WAS	LA
LA	1	4:52	D. Jensen blocked punt return (C. Bahr kick)	0	7
LA	2	5:46	C. Branch 12 yd. pass from J. Plunkett (C. Bahr kick) (3-65, 1:34)	0	14
WAS	2	11:55	M. Moseley 24 yd. Field Goal (13-73, 6:09)	3	14
LA	2	14:53	J. Squirek 5 yd. interception return (C. Bahr kick)	3	21
WAS	3	4:08	J. Riggins 1 yd. run (kick blocked) (9-70, 4:08)	9	21
LA	3	7:54	M. Allen 5 yd. run (C. Bahr kick) (8-70, 3:46)	9	28
LA	3	15:00	M. Allen 74 yd. run (C. Bahr kick) (1-74, 0:12)	9	35
LA	4	12:36	C. Bahr 21 yd. Field Goal (8-55, 3:55)	9	38

SCORE BY QUARTER

	1	2	3	4	OT	TOTAL
LOS ANGELES	7	14	14	3	-	38
WASHINGTON	0	3	6	0	-	9

LOS ANGELES RAIDERS

RUSHING	Att	Yds	Avg	Lg	TD
M. Allen	20	191	9.5	74	2
K. King	3	12	4.0	10	0
F. Hawkins	3	6	2.0	3	0
G. Pruitt	5	17	3.4	11	0
J. Plunkett	1	-2	-2.0	-2	0
C. Willis	1	7	7.0	7	0
Total	33	231	7.0	74	2

PASSING	Att	Cm	Yds	TD	Lg	In
J. Plunkett	25	16	172	1	50	0
Total	25	16	172	1	50	0

RECEIVING	No	Yds	Avg	Lg	TD
M. Allen	2	18	9.0	12	0
K. King	2	8	4.0	7	0
T. Christensen	4	32	8.0	14	0
C. Branch	6	94	15.7	50	1
F. Hawkins	2	20	10.0	14	0
Total	16	172	10.8	50	1

INTERCEPTIONS	No	Yds	Avg	Lg	TD
J. Squirek	1	5	5.0	5	1
M. Haynes	1	0	0.0	0	0
Total	2	5	2.5	5	1

PUNT RETURNS	No	Yds	Avg	FC	Lg	TD
T. Watts	1	0	0.0	0	0	0
G. Pruitt	1	8	8.0	3	8	0
Total	2	8	4.0	3	8	0

KICK RETURNS	No	Yds	Avg	Lg	TD
G. Pruitt	1	17	17.0	17	0
Total	1	17	17.0	17	0

WASHINGTON REDSKINS

RUSHING	Att	Yds	Avg	Lg	TD
J. Riggins	26	64	2.5	8	1
J. Theismann	3	18	6.0	8	0
J. Washington	3	8	2.7	5	0
Total	32	90	2.8	8	1

PASSING	Att	Cm	Yds	TD	Lg	In
J. Theismann	35	16	243	0	60	2
Total	35	16	243	0	60	2

RECEIVING	No	Yds	Avg	Lg	TD
C. Didier	5	65	13.0	20	0
J. Washington	3	20	6.7	10	0
A. Garrett	1	17	17.0	17	0
C. Brown	3	93	31.0	60	0
N. Gaiquinto	2	21	10.5	14	0
A. Monk	1	26	26.0	26	0
J. Riggins	1	1	1.0	1	0
Total	16	243	15.2	60	0

INTERCEPTIONS	No	Yds	Avg	Lg	TD
	--	--	--	--	--

PUNT RETURNS	No	Yds	Avg	FC	Lg	TD
N. Gaiquinto	1	1	1.0	2	1	0
D. Green	1	34	34.0	0	34	0
Total	2	35	17.5	2	34	0

KICK RETURNS	No	Yds	Avg	Lg	TD
A. Garrett	5	100	20.0	35	0
D. Grant	1	32	32.0	32	0
B. Kimball	1	0	0.0	0	0
Total	7	132	18.6	35	0

RAIDERS STARTERS

OFFENSE	DEFENSE
C 50 D. Dalby	NT 62 R. Kinlaw
G 73 C. Hannah	DE 77 L. Alzado
G 65 M. Marvin	DE 75 H. Long
T 79 B. Davis	LB 83 T. Hendricks
T 70 H. Lawrence	LB 53 R. Martin
TE 46 T. Christensen	LB 55 M. Milten
WR 80 M. Bamwell	LB 51 B. Nelson
WR 21 C. Branch	CB 37 L. Hayes
RB 32 M. Allen	CB 22 M. Haynes
RB 33 K. King	FS 26 V. McElroy
QB 16 J. Plunkett	SS 36 M. Davis

REDSKINS STARTERS

OFFENSE	DEFENSE
C 53 J. Bostic	DT 65 D. Butz
G 68 R. Grimm	DT 77 D. Grant
G 73 M. May	DE 79 T. Liebenstein
T 66 J. Jacoby	DE 72 D. Manley
T 74 G. Starke	LB 55 M. Kaufman
TE 88 R. Walker	LB 57 R. Milot
TE 85 D. Warren	LB 52 M. Olkewicz
WR 87 C. Brown	CB 28 D. Green
WR 81 A. Monk	CB 24 A. Washington
RB 44 J. Riggins	FS 29 M. Murphy
QB 7 J. Theismann	SS 48 K. Coffey

SUPER BOWL XXXVII

Qualcomm Stadium; Sunday, Jan. 26, 2003; Attendance: 67,603; Time: 3:50 PM PST; Weather: 81°F; sunny, 21% humidity, wind WSW 8 mph

After three seasons of knocking on the door, the 2002 Raiders broke through to earn a place in the Super Bowl for the fifth time in franchise history. Led by NFL Most Valuable Player Rich Gannon, the Silver and Black claimed a third-straight AFC West title in 2002, and dispatched the Tennessee Titans in the AFC Championship Game, 41-24, in dominating fashion. The team's ultimate goal of a fourth Super Bowl title would prove elusive, however, as the Raiders fell to the Tampa Bay Buccaneers in Super Bowl XXXVII in San Diego, 48-21.

The Raiders got on the board first, capitalizing on a Charles Woodson interception on the game's first possession and getting a 40-yard field goal from Sebastian Janikowski.



The score would be the last until late in the third quarter for the Raiders, as the Buccaneers reeled off 34 unanswered points to build a large lead.

The Silver and Black got back into the game with three touchdowns in the second half. Gannon connected with Jerry Porter and Jerry Rice on touchdown passes of 39 and 48 yards, respectively,

and Eric Johnson returned a blocked punt 13 yards for a score to move the Raiders to within two scores at 34-21 in the fourth quarter.

Tampa Bay halted any chance of a Raider comeback with two interception returns for touchdowns in the fourth quarter, one by Derrick Brooks for 44 yards and one by Dwight Smith on a tipped pass for 50 yards.

	RAIDERS	BUCS
TOTAL FIRST DOWNS	11	24
By Rushing	1	6
By Passing	9	15
By Penalty	1	3
THIRD-DOWN EFFICIENCY	7-16-44%	6-15-40%
FOURTH-DOWN EFFICIENCY	0-0-0%	0-1-0%
TOTAL NET YARDS	269	365
Total Offensive Plays	60	76
Average gain per offensive play	4.5	4.8
NET YARDS RUSHING	19	150
Total Rushing Plays	11	42
Average gain per rushing play	1.7	3.6
NET YARDS PASSING	250	215
Times thrown - yards lost att. to pass	5-22	0-0
Gross yards passing	272	215
PASS ATT-COMP-INT	44-24-5	34-18-3
Average gain per pass play	5.1	6.3
PUNTS Number and Average	5-1-1	9-0-0
TOTAL RETURN YARDS (not inc. kickoffs)	41	197
No. and Yards Punt Returns	3-29	1-25
No. and Yards Kickoff Returns	9-149	4-90
No. and Yards Interception Returns	1-12	5-172
PENALTIES Numbers and Yards	7-51	5-41
FUMBLES Numbers and Lost	1-0	1-0
EXTRA POINTS Made-Attempts	0-3	6-6
FIELD GOALS Made-Attempts	1-1	2-2
SAFETIES	0	0
FINAL SCORE	21	48

SCORING SUMMARY

TM	QTR	TIME	PLAY DESCRIPTION	OAK	TB
OAK	1	10:40	S. Janikowski 40 yd. Field Goal (7-14, 2:55)	3	0
TB	1	7:51	M. Gramatica 31 yd. Field Goal (9-58, 2:49)	3	3
TB	2	11:16	M. Gramatica 43 yd. Field Goal (9-26, 3:53)	3	6
TB	2	6:24	M. Alstott 2 yd. run (M. Gramatica kick) (4-27, 2:02)	3	13
TB	2	0:30	K. McCardell 5 yd. pass from B. Johnson (M. Gramatica kick)	3	20
TB	3	5:30	K. McCardell 8 yd. pass from B. Johnson (M. Gramatica kick)	3	27
TB	3	4:47	D. Smith 44 yd. interception return (M. Gramatica kick)	3	34
OAK	3	2:14	J. Porter 39 yd. pass from R. Gannon (pass failed) (8-82, 2:33)	9	34
OAK	4	14:16	E. Johnson 13 yd. return of blocked punt (pass failed)	15	34
OAK	4	6:06	J. Rice 48 yd. pass from R. Gannon (pass failed) (8-78, 2:56)	21	34
TB	4	1:18	D. Brooks 44 yd. interception return (M. Gramatica kick)	21	41
TB	4	0:02	D. Smith 50 yd. interception return (M. Gramatica kick)	21	48

SCORE BY QUARTER

	1	2	3	4	OT	TOTAL
OAKLAND	3	0	6	12	-	21
TAMPA BAY	3	17	14	14	-	48

OAKLAND RAIDERS

RUSHING						
	Att	Yds	Avg	Lg	TD	
C. Garner	7	10	1.4	4	0	
Z. Crockett	2	6	3.0	4	0	
R. Gannon	2	3	1.5	2	0	
Total	11	19	1.7	4	0	
PASSING						
	Att	Cm	Yds	TD	Lg	In
R. Gannon	44	24	272	2	48	5
Total	44	24	272	2	48	5
RECEIVING						
	No	Yds	Avg	Lg	TD	
C. Garner	7	51	7.3	9	0	
J. Rice	5	77	15.4	48	1	
D. Jolley	5	59	11.8	25	0	
J. Porter	4	62	15.5	39	1	
T. Brown	1	9	9.0	9	0	
J. Ritchie	1	7	7.0	7	0	
T. Wheatley	1	7	7.0	7	0	
Total	24	272	11.3	48	2	
INTERCEPTIONS						
	No	Yds	Avg	Lg	TD	
C. Woodson	1	12	12.0	12	0	
Total	1	12	12.0	12	0	
PUNT RETURNS						
	No	Yds	Avg	FC	Lg	TD
D. Gordon	3	29	9.7	0	17	0
T. Brown	0	0	0.0	1	0	0
Total	3	29	9.7	1	17	0
KICK RETURNS						
	No	Yds	Avg	Lg	TD	
M. Knight	8	143	17.9	29	0	
C. Cooper	1	6	6.0	6	0	
Total	9	149	16.6	29	0	

TAMPA BAY BUCCANEERS

RUSHING						
	Att	Yds	Avg	Lg	TD	
M. Pittman	29	124	4.3	24	0	
M. Alstott	10	15	1.5	5	1	
B. Johnson	1	10	10.0	10	0	
A. Stecker	1	1	1.0	1	0	
T. Tupa	1	0	0.0	0	0	
Total	42	150	3.6	24	1	
PASSING						
	Att	Cm	Yds	TD	Lg	In
B. Johnson	34	18	215	2	33	1
Total	34	18	215	2	33	1
RECEIVING						
	No	Yds	Avg	Lg	TD	
K. Johnson	6	69	11.5	18	0	
M. Alstott	5	43	8.6	16	0	
J. Jurewicz	4	78	19.5	33	0	
K. McCardell	2	13	6.5	8	2	
K. Dilger	1	12	12.0	12	0	
Total	18	215	11.9	33	2	
INTERCEPTIONS						
	No	Yds	Avg	Lg	TD	
D. Smith	2	94	47.0	50	2	
D. Jackson	2	34	17.0	25	0	
D. Brooks	1	44	44.0	44	1	
Total	18	215	11.9	50	2	
PUNT RETURNS						
	No	Yds	Avg	FC	Lg	TD
K. Williams	1	25	25.0	4	25	0
Total	1	25	25.0	4	25	0
KICK RETURNS						
	No	Yds	Avg	Lg	TD	
A. Stecker	3	67	22.3	27	0	
D. Smith	1	23	23.0	23	0	
[TOUCHBACK]	1	0	0.0	-	0	
Total	4	90	22.5	27	0	

RAIDERS STARTERS

OFFENSE		DEFENSE	
C 62 A. Treu	DT 95 S. Adams		
LG 73 F. Middleton	DT 97 J. Parrella		
RG 79 M. Collins	DE 99 D. Grant		
LT 65 B. Sims	DE 91 R. Upshaw		
RT 72 L. Kennedy	LB 53 B. Romanowski		
TE 88 D. Jolley	LB 50 E. Barton		
WR 81 T. Brown	LB 58 N. Harris		
WR 80 J. Rice	CB 24 C. Woodson		
WR 84 J. Porter	CB 20 T. James		
RB 25 C. Garner	FS 26 R. Woodson		
QB 12 R. Gannon	SS 33 A. Dorsett		

BUCCANEERS STARTERS

OFFENSE		DEFENSE	
C 62 J. Christy	DT 99 W. Sapp		
LG 71 K. Jenkins	NT 91 C. Darby		
RG 60 C. Coleman	LE 94 G. Spires		
LT 72 R. Oben	RE 97 S. Rice		
RT 68 K. Walker	DB 26 D. Smith		
TE 85 K. Dilger	LB 53 S. Quarles		
WR 19 K. Johnson	LB 55 D. Brooks		
WR 87 K. McCardell	CB 25 B. Kelly		
RB 32 M. Pittman	CB 20 R. Barber		
FB 40 M. Alstott	FS 34 D. Jackson		
QB 14 B. Johnson	SS 47 J. Lynch		

RAIDERS 40, HOUSTON OILERS 7

1967 AFL Championship

Dec. 31, 1967 at Oakland-Alameda County Coliseum; Oakland, Calif.

The Raiders made a splash in the organization's first-ever postseason contest, posting an emphatic 40-7 victory over Houston in front of 53,330 fans at Oakland-Alameda County Coliseum.

Fullbacks Pete Banaszak (15-116) and Hewritt Dixon (21-144) each topped 100 yards on the ground and quarterback Daryle Lamonica tossed a pair of touchdown passes and rushed for an additional score in the rout. Veteran kicker George Blanda added four field goals for Oakland.

Following a tight first period, Dixon got the Raiders into the endzone with a 69-yard touchdown scamper around left end in the second quarter. Blanda set up for a field-goal attempt on fourth-and-1 later in the frame, but Lamonica took the snap and connected with tight end Dave Kocourek for a 17-yard touchdown pass to give the Raiders a 17-0 lead at the half.

In the third quarter, Lamonica's 1-yard dive and the second of Blanda's four field goals gave Oakland an insurmountable 27-0 lead. Two more Blanda field goals and a 12-yard touchdown pass from Lamonica to wide receiver Bill Miller in the fourth period closed out the scoring for the day for Oakland, earning for the Raiders the right to represent the American Football League in the second AFL-NFL Championship.

	1	2	3	4	F
Houston Oilers	0	0	0	7	7
Raiders	3	14	10	13	40

OAK - Blanda 37 yd. FG

OAK - Dixon 69 yd. run (Blanda kick)

OAK - Kocourek 17 yd. pass from Lamonica (Blanda kick)

OAK - Lamonica 1 yd. run (Blanda kick)

OAK - Blanda 40 yd. FG

OAK - Blanda 42 yd. FG

HOU - Frazier 5 yd. pass from Beathard (Wittenborn kick)

OAK - Blanda 36 yd. FG

OAK - Miller 12 yd. pass from Lamonica (Blanda kick)

RAIDERS 41, KANSAS CITY 6

1968 AFL Playoff

Dec. 22, 1968 at Oakland-Alameda County Coliseum; Oakland, Calif.

Deadlocked atop the AFL Western Division standings with identical 12-2 records, the Raiders and Chiefs met in a playoff contest to determine the New York Jets' opponent in the 1968 AFL Championship Game. Oakland used a devastating air attack behind quarterback Daryle Lamonica and receivers Fred Biletnikoff and Warren Wells to hand Kansas City a 41-6 defeat and book a date with Joe Namath's Jets for a shot at the team's second straight AFL title.

Lamonica lived up to his "Mad Bomber" moniker, passing for 347 yards on 19 completions with five touchdowns on the day. All of Lamonica's scoring tosses went to either Biletnikoff (7-180-3) or Wells (4-93-2), while an opportunistic Raider defense picked off Chiefs quarterback Len Dawson four times in the decisive victory.

Oakland jumped out to a 21-0 lead in the first quarter following two touchdown passes from Lamonica to Biletnikoff and an additional scoring toss to Wells. The Chiefs got into the action with a pair of Jan Stenerud field goals in the second quarter, but a 54-yard pass on a third-and-8 play for Biletnikoff's third scoring catch gave the Raiders a 28-6 advantage at the half.

Following a scoreless third period, Lamonica hooked up with Wells for a 35-yard touchdown pass in the fourth quarter to extend the Oakland lead. Wells' second touchdown of the day and a pair of George Blanda field goals following interceptions by defensive backs Willie Brown and Nemiah Wilson sealed the victory for the Silver and Black.

	1	2	3	4	F
Kansas City	0	6	0	0	6
Raiders	21	7	0	13	41

OAK - Biletnikoff 24 yd. pass from Lamonica (Blanda kick)

OAK - Wells 23 yd. pass from Lamonica (Blanda kick)

OAK - Biletnikoff 44 yd. pass from Lamonica (Blanda kick)

KC - Stenerud 10 yd. FG


KC - Stenerud 8 yd. FG

OAK - Biletnikoff 54 yd. pass from Lamonica (Blanda kick)

OAK - Wells 35 yd. pass from Lamonica (Blanda kick)

OAK - Blanda 41 yd. FG

OAK - Blanda 40 yd. FG



NEW YORK JETS 27, RAIDERS 23

1968 AFL Championship

Dec. 29, 1968 at Shea Stadium; Flushing Meadows, N.Y.

Just six weeks after the two teams met in the famed "Heidi Game," the Raiders' quest for a second straight AFL title came to an end as Joe Namath's 6-yard touchdown pass to receiver Don Maynard with just under eight minutes remaining in regulation lifted the Jets to a 27-23 win in a back-and-forth struggle.

Oakland quarterback Daryle Lamonica posted a second prolific passing performance in as many weeks, completing 20-of-47 attempts for a franchise-record 401 yards and one touchdown. Fred Biletnikoff hauled in seven passes for 190 yards and one touchdown to lead all receivers.

After surrendering 10 points in the first quarter, a 29-yard scoring pass from Lamonica to Biletnikoff and a George Blanda field goal trimmed the New York lead to 13-10 entering the half. Blanda tied the score with a 9-yard field goal midway through the third period, but the Jets took the lead once again by way of a 20-yard pass from Namath to Pete Lammons, setting up a wildly entertaining fourth quarter.

Blanda's third field goal of the day, a 20-yarder, cut the lead to four points in the final period and rookie defensive back George Atkinson picked off a Namath pass and returned it to New York's 5-yard line on the ensuing possession. Fullback Pete Banaszak barreled into the end zone on the very next play, giving the Raiders their first lead of the game.

The Jets came back with a three-play scoring drive, culminating in Namath's touchdown pass to Maynard after the two had hooked up for a 52-yard gain on the previous play. Lamonica took the Raiders deep into scoring range on two more fourth-quarter drives, the second of which ended on an incomplete swing pass intended for Charlie Smith that was ruled a lateral and recovered by the Jets.

	1	2	3	4	F
Raiders	0	10	3	10	23
NY Jets	10	3	7	7	27

- NYJ - Maynard 14 yd. pass from Namath (Turner kick)
- NYJ - Turner 33 yd. FG
- OAK - Biletnikoff 29 yd. pass from Lamonica (Blanda kick)
- NYJ - Turner 36 yd. FG
- OAK - Blanda 26 yd. FG
- OAK - Blanda 9 yd. FG
- NYJ - Lammons 20 yd. pass from Namath (Turner kick)
- OAK - Blanda 20 yd. FG
- OAK - Banaszak 5 yd. run (Blanda kick)
- NYJ - Maynard 6 yd. pass from Namath (Turner kick)



RAIDERS 56, HOUSTON OILERS 7

1969 AFL Divisional Playoff

Dec. 21, 1969 at Oakland-Alameda County Coliseum; Oakland, Calif.

Quarterback Daryle Lamonica, in perhaps his finest hour as a pro, set a single-game playoff record with six touchdown passes to lead the Silver and Black to a swift and decisive 56-7 victory over the visiting Houston Oilers in an AFL Divisional Playoff.

Under the direction of first-year head coach John Madden, a quick-strike offense and a smothering defense paced the Raiders to 28 first-quarter points.

On the team's second possession, Lamonica connected with running back Larry Todd for a 40-yard completion, setting up a 13-yard scoring pass to receiver Fred Biletnikoff. On the ensuing possession, defensive back George Atkinson picked off a pass from Houston quarterback Pete Beathard and returned it 57 yards for a touchdown, staking the Raiders to a 14-0 advantage.

The Raider defense struck again on the Oilers' next series, as lineman Carleton Oats recovered a fumble on a first-down play. The turnover set up another scoring strike, with Lamonica finding receiver Rod Sherman for a 24-yard score. Another Oiler fumble, this time by Beathard on a first-down snap, set up an immediate 31-yard scoring pass from Lamonica to Biletnikoff.


Oakland's offense continued to fire on all cylinders in the second quarter, as Lamonica hooked up with running back Charlie Smith for a 60-yard touchdown catch-and-run to make the score 35-0.

Third-quarter touchdown passes to Sherman and tight end Billy Cannon gave Lamonica the record and effectively put the game out of reach for Houston. A late fourth-quarter touchdown pass from Beathard was equaled by a 4-yard touchdown run from fullback Marv Hubbard to round out the scoring.

Lamonica's touchdown bounty established the single-game playoff standard, and has been matched only twice since his record-setting day. As a team, the win over Houston remains the highest playoff point total and largest postseason margin of victory in franchise history.

	1	2	3	4	F
Houston Oilers	0	0	0	7	7
Raiders	28	7	14	7	56

- OAK - Biletnikoff 13 yd. pass from Lamonica (Blanda kick)
- OAK - Atkinson 57 yd. interception return (Blanda kick)
- OAK - Sherman 24 yd. pass from Lamonica (Blanda kick)
- OAK - Biletnikoff 31 yd. pass from Lamonica (Blanda kick)
- OAK - C. Smith 60 yd. pass from Lamonica (Blanda kick)
- OAK - Sherman 23 yd. pass from Lamonica (Blanda kick)
- OAK - Cannon 3 yd. pass from Lamonica (Blanda kick)
- HOU - Reed 8 yd. pass from Beathard (Gerela kick)
- OAK - Hubbard 4 yd. run (Blanda kick)



KANSAS CITY 17, RAIDERS 7

1969 AFL Championship

Jan. 4, 1970 at Oakland-Alameda County Coliseum; Oakland, Calif.

The final American Football League Championship fittingly took place in Oakland, as the Raiders had come to dominate the AFL's Western Division, advancing to the championship contest for the third straight season.

A stifling Kansas City defense and a balanced offense led by quarterback Len Dawson conspired to derail the Raiders' attempt for a second AFL title in three seasons. The Chiefs' defense harassed Oakland quarterbacks Daryle Lamonica and George Blanda, forcing the signal-callers to throw four interceptions. Despite the best efforts of running back Charlie Smith, who totaled eight catches for 86 yards and rushed for the Raiders' lone touchdown, the high-flying Oakland offense was limited to its lowest point total of the season.

Smith got the Raiders on the scoreboard first, scampering in around left end from three yards out to cap a 66-yard drive at the end of the first quarter. The Chiefs leveled the score behind a 1-yard scoring plunge by running back Wendell Hayes, and the teams entered the half tied at seven.

Blanda entered the contest at quarterback for Lamonica, who sustained a hand injury, in the third quarter but was picked off deep in Kansas City territory. The Chiefs capitalized on the ensuing possession, marching 94 yards on a drive that culminated in a 5-yard touchdown run by running back Robert Holmes.

Back in the huddle, Lamonica and the Raiders attempted to even the score, but the dinged-up quarterback was picked off on three straight possessions in the fourth quarter. A Jan Stenerud field goal capped the scoring for Kansas City, which came away with the upset victory in Oakland.


	1	2	3	4	F
Kansas City	0	7	7	3	17
Raiders	7	0	0	0	7

OAK - C. Smith 3 yd. run (Blanda kick)

KC - Hayes 1 yd. run (Stenerud kick)

KC - Holmes 5 yd. run (Stenerud kick)

KC - Stenerud 22 yd. FG



RAIDERS 21, MIAMI 14

1970 AFC Divisional Playoff

Dec. 27, 1970 at Oakland-Alameda County Coliseum; Oakland, Calif.

The Raiders spoiled Miami's postseason debut on a muddy Coliseum field, using an opportunistic passing attack to upend the upstart Dolphins. Quarterback Daryle Lamonica tossed two touchdown passes and defensive back Willie Brown's 50-yard interception return for a touchdown earned the Raiders a spot in the first AFC Championship game with the 21-14 win.

Miami struck first, as quarterback Bob Griese found receiver Paul Warfield in the end zone for a 16-yard touchdown pass in the second quarter. Oakland pulled even near the half, as Lamonica connected with receiver Fred Biletnikoff for a 22-yard score with 1:50 left on the clock.

Oakland drove to the Miami 2-yard line on the opening possession of the third quarter, but a fumble by running back Charlie Smith was recovered by safety Jake Scott. The Dolphins drove to their own 38-yard line but a Griese pass intended for Warfield was picked off by Brown and returned half the length of the field for a score.

Following a missed Miami field-goal attempt early in the fourth quarter, Lamonica unleashed an 82-yard touchdown pass to receiver Rod Sherman with 9:34 left to play, extending the Raider lead. Griese led the Dolphins to within one score with a 7-yard scoring toss to Willie Richardson, but the Oakland defense held firm on Miami's following possession to close out the victory.

	1	2	3	4	F
Miami	0	7	0	7	14
Raiders	0	7	7	7	21


MIA - Warfield 16 yd. pass from Griese (Yepremian kick)

OAK - Biletnikoff 22 yd. pass from Lamonica (Blanda kick)

OAK - Brown 50 yd. interception return (Blanda kick)

OAK - Sherman 82 yd. pass from Lamonica (Blanda kick)

MIA - Richardson 7 yd. pass from Griese (Yepremian kick)



PLAYOFF HISTORY

BALTIMORE COLTS 27, RAIDERS 17

1970 AFC Championship

Jan. 3, 1971 at Memorial Stadium; Baltimore, Md.

The Silver and Black fell short of a Super Bowl berth for the third straight season, falling to Baltimore on a barren Memorial Stadium field in the first AFC Championship game, 27-17.

The matchup between Oakland, owners of the league's top offense, and the Colts, who were led by legendary signal-caller Johnny Unitas, made for a most compelling championship battle that was dubbed the "Duel in the Dust" by NFL Films.


The Baltimore defense immediately posed problems for quarterback Daryle Lamonica, and the Raider offense stalled in the first quarter, failing to record a first down. Rookie kicker Jim O'Brien gave the Colts the lead midway through the opening frame, booting a 16-yard field goal.

Oakland drove into Colts territory early in the second period but Lamonica was sacked by Bubba Smith, forcing the quarterback to leave the game due to injury. Grizzled veteran George Blanda was called into action once again, looking to spark the Raiders to victory as he had over a remarkable five-game stretch during the regular season. After a 2-yard touchdown plunge by rookie running back Norm Bulaich put the Colts up 10-0, the Raiders drove into Colts territory and Blanda put Oakland on the board with a 48-yard field goal.

Blanda quickly drew the Raiders level in the third quarter, piloting the half's opening drive and connecting with receiver Fred Biletnikoff for a 38-yard touchdown pass. The Colts answered immediately with a field goal and took a commanding lead at the end of the period on Bulaich's second rushing touchdown of the day, an expertly-blocked 11-yard scamper around left end.

The Raiders pulled to within three points on their first drive of the fourth period. Blanda hit Warren Wells for a 15-yard touchdown, part of a five-catch, 108-yard day for the deep-threat receiver. Matching Blanda blow-for-blow was the immeasurable Unitas, who promptly tossed a 68-yard scoring strike to receiver Ray Perkins to bring the Colts' lead back to 10 points.

Blanda's magic could not rally the Raiders again, however, as two of the team's final four possessions resulted in interceptions deep in Baltimore territory and the Colts advanced to Super Bowl V.



	1	2	3	4	F
Raiders	0	3	7	7	17
Baltimore Colts	3	7	10	7	27

BAL - O'Brien 16 yd. FG

BAL - Bulaich 2 yd. run (O'Brien kick)

OAK - Blanda 48 yard yd. FG

OAK - Biletnikoff 38 yd. pass from Blanda (Blanda kick)

BAL - O'Brien 23 yd. FG

BAL - Bulaich 11 yd. run (O'Brien kick)

OAK - Wells 15 yd. pass from Blanda (Blanda kick)

BAL - Perkins 68 yd. pass from Unitas (O'Brien kick)

PITTSBURGH 13, RAIDERS 7

1972 AFC Divisional Playoff

Dec. 23, 1972 at Three Rivers Stadium; Pittsburgh, Pa.

What many have referred to as the greatest and most controversial play of all-time, "The Immaculate Reception," decided an AFC Playoff tilt between the Raiders and Steelers, setting the stage for numerous postseason battles between the two elite teams during the 1970s.


Oakland, returning to the postseason after a one-year hiatus, nursed a 7-6 advantage in a physical contest, and the Steelers were facing a fourth-and-10 as time wound down in regulation. Quarterback Terry Bradshaw's pass, intended for running back Frenchy Fuqua, ricocheted back toward the line of scrimmage and was scooped up by running back Franco Harris, who rumbled 60 yards into the end zone. The pass was deemed by officials to have been deflected by a defender, Raider safety Jack Tatum, and ruled a reception and touchdown in what remains one of the most controversial plays in NFL history.

All of the scoring came in the second half, with defense dominating the first two quarters on both sides. Quarterback Daryle Lamonica was intercepted on Oakland's first drive and a fumble by running back Marv Hubbard put the Raider defense on short fields, but the unit held strong on both occasions and halftime came with no score for either team.

The Steelers, making the organization's first postseason appearance in a decade, struck first with a Roy Gerela field goal early in the third quarter. The Raider offense could not get on track against the "Steel Curtain" defense, and Lamonica was removed in favor of Ken Stabler after throwing a fourth-quarter interception.

Pittsburgh tacked on a 29-yard field goal by Gerela with less than four minutes left in regulation and Stabler assumed the controls from the Raider 20-yard line with 3:42 left on the clock. "The Snake" converted a fourth-down play and connected with four different receivers to move the ball to the Pittsburgh 30-yard line. From there Stabler, almost stopped in the backfield, circled left and darted untouched into the end zone to give the Silver and Black their first lead of the day.

On the Steelers' final possession, Bradshaw moved the offense to the 40-yard line but stalled out there, setting up the controversial play that is still debated to this day.



	1	2	3	4	F
Raiders	0	0	0	7	7
Pittsburgh	0	0	3	10	13

PIT - Gerela 18 yd. FG

PIT - Gerela 29 yd. FG

OAK - Stabler 30 yd. run (Blanda kick)

PIT - Harris 60 yd. pass from Bradshaw (Gerela kick)

RAIDERS 33, PITTSBURGH 14

1973 AFC Divisional Playoff

Dec. 22, 1973 at Oakland-Alameda County Coliseum; Oakland, Calif.

A pair of Marv Hubbard touchdown plunges and four George Blanda field goals helped the Raiders exact a measure of revenge for the previous season's "Immaculate Reception" game with a 33-14 win over Pittsburgh.

Quarterback Ken Stabler's precision passing coupled with a versatile running game, which generated 232 yards on 55 carries, cut through Pittsburgh's "Steel Curtain" defense, while a smothering defense limited running back Franco Harris to just 29 yards on the ground and forced quarterback Terry Bradshaw to throw three interceptions.

The Raiders wasted no time getting on the scoreboard, as the ground attack keyed a 16-play, 82-yard touchdown drive on Oakland's first possession. Hubbard broke off a 20-yard run to put the Silver and Black in scoring range, while Clarence Davis had four carries for 27 yards to set up Hubbard's 1-yard touchdown run over left tackle.

Blanda's first field goal gave the Raiders a 10-0 lead early in the second period, but a 20-yard punt return set up the Steelers in Oakland territory later in the frame. Pittsburgh capitalized and cut the lead to three following Bradshaw's 4-yard scoring toss to Barry Pearson.

The Raiders continued to pound the ball on the ground in the third quarter, racking up yardage and dominating possession, but producing only a pair of field goals. The Pittsburgh offense took to the air in an attempt to make up for lost time, but the game was effectively put out of reach when a Bradshaw pass was picked off by cornerback Willie Brown and returned 54 yards for a touchdown.

Down 23-7, Pittsburgh again tried to move the ball through the air, but Bradshaw was picked off, this time by safety George Atkinson, setting up Blanda's fourth field goal of the day.

Pittsburgh got a late touchdown, but Hubbard's leaping 1-yard touchdown dive over the middle with 19 seconds left in regulation put an exclamation point on an outstanding all-around performance.

	1	2	3	4	F
Pittsburgh	0	7	0	7	14
Raiders	7	3	13	10	33

- OAK - Hubbard 1 yd. run (Blanda kick)
- OAK - Blanda 25 yd. FG
- PIT - Pearson 4 yd. pass from Bradshaw (Gerela kick)
- OAK - Blanda 31 yd. FG
- OAK - Blanda 22 yd. FG
- OAK - Brown 54 yd. interception return (Blanda kick)
- OAK - Blanda 10 yd. FG
- PIT - Lewis 26 yd. pass from Bradshaw (Gerela kick)
- OAK - Hubbard 1 yd. run (Blanda kick)



MIAMI 27, RAIDERS 10

1973 AFC Championship

Dec. 30, 1973 at Orange Bowl; Miami, Fla.

An effective running game, led by Larry Csonka's 117 yards and three touchdowns, lifted the Dolphins to a 27-10 victory over the Raiders in front of 75,105 fans at Miami's Orange Bowl. Csonka's effort paced a Dolphin offense that chewed up 266 yards on the ground, averaging over five yards per rushing attempt.

Miami set the tone early, taking the opening kickoff and embarking on a nine-play, 64-yard drive that included just one pass attempt. Quarterback Bob Griese's 27-yard scamper set up an 11-yard touchdown run by Csonka, giving the Dolphins an early lead.

The Oakland offense failed to get on track, punting twice and missing a field-goal attempt before Miami doubled its lead by virtue of a 2-yard Csonka score. The touchdown capped a drive that included 14 running plays and just two pass attempts, both of which fell incomplete.

The Raiders got back into the contest in the third quarter, as kicker George Blanda booted a 21-yard field goal on the first possession of the second half. On the Silver and Black's next offensive series, quarterback Ken Stabler found receiver Mike Siani three times for 45 yards, including a 25-yard touchdown pass that cut the Dolphin lead to 14-10.

Miami returned to the ground game, running the ball on 11 straight plays to set up a Garo Yepremian field goal in the fourth quarter. The Dolphins defense then held firm on a fourth-and-1 play on the Raiders' next possession, stopping running back Marv Hubbard to turn the ball over on downs.

Csonka struck again late in the final period, scoring on a 2-yard run with 1:49 remaining to close out the game and send the Dolphins to their third straight Super Bowl.

	1	2	3	4	F
Raiders	0	0	10	0	10
Miami	7	7	3	10	27

- MIA - Csonka 11 yd. run (Yepremian kick)
- MIA - Csonka 2 yd. run (Yepremian kick)
- OAK - Blanda 21 yd. FG
- MIA - Yepremian 42 yd. FG
- OAK - Siani 25 yd. pass from Stabler (Blanda kick)
- MIA - Yepremian 27 yd. FG
- MIA - Csonka 2 yd. run (Yepremian kick)

PLAYOFF HISTORY

RAIDERS 28, MIAMI 26

1974 AFC Divisional Playoff

Dec. 21, 1974 at Oakland-Alameda County Coliseum; Oakland, Calif.

In the closing seconds of a tight contest, Clarence Davis hauled in a desperation toss from quarterback Ken Stabler amidst a "Sea of Hands," giving the Raiders a 28-26 victory over the Miami Dolphins in what NBC Sports play-by-play announcer Curt Gowdy called, "the greatest game I have ever seen."

In an epic contest chock full of individual heroes, Stabler's 293 passing yards and four touchdowns and receiver Fred Biletnikoff's knack for timely receptions to the tune of eight catches for 122 yards, edged out Miami's vaunted running game and 114 yards from running back Larry Csonka.

The Dolphins wasted no time getting on the scoreboard, as Nat Moore returned the opening kickoff 89 yards for a touchdown to stake the visitors to a 7-0 lead. The Raiders drew even in the second quarter, as Stabler tossed a perfect pass to Charlie Smith in single coverage down the middle for a 31-yard touchdown. Miami turned to the ground game on the ensuing possession, driving into Oakland territory and settling for a 33-yard field goal from Garo Yepremian to enter the half with a 10-7 lead.

Oakland briefly took the lead in the third quarter, with Stabler and Biletnikoff hooking up three times, the third of which was a marvelous one-handed touchdown grab just inside the pylon while draped in coverage. The Dolphins quickly retook the lead, as quarterback Bob Griese found a wide open Paul Warfield in the end zone for a 16-yard touchdown after defensive back Nemiah Wilson slipped in coverage.

A memorable fourth quarter began well for Miami, as Yepremian's second field goal increased the Dolphin lead to 19-14. On Oakland's next possession, Stabler's deep pass was caught by a diving Cliff Branch, who having not been touched by a defender, rose to his feet and scampered 72 yards for a touchdown. Running back Benny Malone gave the Dolphins the advantage once again, breaking tackles and ducking under defenders for a 23-yard touchdown.

Behind the swashbuckling Stabler, the Raiders then drove to the Miami 8-yard line with 35 seconds left on the clock. On first-and-goal, the Miami rush closed in on the quarterback and with defensive end Vern Den Herder at his legs, Stabler looped the ball toward the end zone, where Davis outfought a crowd of white jerseys to come down with the football, clutching it to his chest for the game-winning touchdown.

	1	2	3	4	F
Miami	7	3	6	10	26
Raiders	0	7	7	14	28

MIA - Moore 89 yd. kickoff return (Yepremian kick)
 OAK - C. Smith 31 yd. pass from Stabler (Blanda kick)
 MIA - Yepremian 33 yd. FG
 OAK - Biletnikoff 13 yd. pass from Stabler (Blanda kick)
 MIA - Warfield 16 yd. pass from Griese (kick failed)
 MIA - Yepremian 46 yd. FG
 OAK - Branch 72 yd. pass from Stabler (Blanda kick)
 MIA - Malone 23 yd. run (Yepremian kick)
 OAK - Davis 8 yd. pass from Stabler (Blanda kick)

PITTSBURGH 24, RAIDERS 13

1974 AFC Championship

Dec. 29, 1974 at Oakland-Alameda County Coliseum; Oakland, Calif.

A pair of Franco Harris touchdowns, 21 fourth-quarter points and a stingy Pittsburgh defense ended the Raiders' hopes for an AFC title in Oakland. Quarterback Ken Stabler completed 19 passes for 271 yards, but three interceptions contributed to a second straight championship defeat for the Silver and Black.

A fumbled punt on the game's first possession put Oakland within scoring range, and a 40-yard George Blanda field goal gave the Raiders the early advantage. A strong Pittsburgh ground game put kicker Roy Gerela in field-goal range late in the first quarter, but his 20-yard effort sailed wide left. A second-quarter field goal by Gerela, this time from 23-yards out, drew the game level and an interception by Raider defensive back Nemiah Wilson in the end zone helped preserve the 3-3 tie at the half.


Using an efficient passing attack, the Raiders grabbed the lead midway through the third quarter. Stabler drove the offense to the Steelers' 38-yard line, and connected with receiver Cliff Branch on the left side for a touchdown strike.

The Oakland lead was short-lived, however, as Pittsburgh used seven running plays and a 13-yard completion to drive to Oakland's 8-yard line, from where Harris took it up the middle for a score. On the ensuing drive, Stabler was intercepted by linebacker Jack Ham deep in Raider territory, setting up a 6-yard touchdown pass from quarterback Terry Bradshaw to receiver Lynn Swann.

Oakland cut the lead to 17-13 with a 24-yard field goal by Blanda, but Pittsburgh's J.T. Thomas picked off a Stabler pass to dash the Raiders' hopes late in the game. Harris capped the game with a 21-yard touchdown run shortly after the interception, lifting the Steelers to the organization's first Super Bowl appearance.

	1	2	3	4	F
Pittsburgh	0	3	0	21	24
Raiders	3	0	7	3	13

OAK - Blanda 40 yd. FG
 PIT - Gerela 23 yd. FG
 OAK - Branch 38 yd. pass from Stabler (Blanda kick)
 PIT - Harris 8 yd. run (Gerela kick)
 PIT - Swann 6 yd. pass from Bradshaw (Gerela kick)
 OAK - Blanda 24 yd. FG
 PIT - Harris 21 yd. run (Gerela kick)



RAIDERS 31, CINCINNATI 28

1975 AFC Divisional Playoff

Dec. 28, 1975 at Oakland-Alameda County Coliseum; Oakland, Calif.

The Raiders out-paced a vaulted Cincinnati passing attack, building a significant lead before withstanding a furious Bengal rally to post a 31-28 victory in an AFC Divisional Playoff contest in Oakland.

The Silver and Black offense got off to a fast start, driving into field-goal range on the first possession of the game, but the Raiders came up empty as George Blanda's 41-yard effort fell short. Blanda would make amends later in the period, booting a 27-yard field goal to give the Raiders a 3-0 advantage.

Capitalizing on a short field following a late first-quarter punt, the Raiders added to their lead when quarterback Ken Stabler found receiver Mike Siani in the middle of the end zone for a 9-yard touchdown completion. Cincinnati got on the board via a 1-yard plunge over right tackle by running back Stan Fritts, but Oakland regained its 10-point advantage with an 8-yard touchdown pass from Stabler to tight end Bob Moore with just two minutes remaining in the first half.

The Bengals were forced to punt on their opening second-half possession, and a 20-yard return by Neal Colzie put the Raiders in scoring position at the Cincinnati 35-yard line. Four plays later, running back Pete Banaszak rumbled into the end zone from 6 yards out to increase the Raider lead. Cincinnati scored on the ensuing possession, as quarterback Ken Anderson orchestrated an 11-play, 91-yard drive that culminated in a Lenvil Elliott 6-yard touchdown run.

In a fourth quarter that saw the Coliseum air filled with foot-balls, the Raiders re-established a significant lead with tight end Dave Casper's 2-yard touchdown catch from a Stabler, his third scoring pass of the game. Cincinnati worked to get back in the game and, following an interception, scored on a 25-yard pass from Anderson to receiver Charlie Joiner. Anderson led a touchdown drive again on the Bengals' next series, connecting with receiver Isaac Curtis for a 14-yard score.

With the lead cut to three points, Cincinnati had one last chance to score the upset, but a tackle for loss by linebacker Ted Hendricks and three incomplete passes on the Bengals' final drive halted any chance of a come-from-behind triumph for the visitors.

	1	2	3	4	F
Cincinnati	0	7	7	14	28
Raiders	3	14	7	7	31

OAK - Blanda 27 yd. FG

OAK - Siani 9 yd. pass from Stabler (Blanda kick)

CIN - Fritts 1 yd. run (Green kick)

OAK - Moore 8 yd. pass from Stabler (Blanda kick)

OAK - Banaszak 6 yd. run (Blanda kick)

CIN - Elliott 6 yd. run (Green kick)

OAK - Casper 2 yd. pass from Stabler (Blanda kick)

CIN - Joiner 25 yd. pass from Anderson (Green kick)

CIN - Curtis 14 yd. pass from Anderson (Green kick)

PITTSBURGH 16, RAIDERS 10

1975 AFC Championship

Jan. 4, 1976 at Three Rivers Stadium; Pittsburgh, Pa.

On a frigid, ice-covered synthetic turf field at Three Rivers Stadium, the Raiders' vertical passing game was limited to the tune of a 16-10 defeat in what the NFL Network called one of the top "bad weather" games in league history. A defensive struggle turned into an offensive onslaught in the fourth quarter, with the Raiders falling just short against the defending Super Bowl champion Steelers.

With the temperature reaching just 16 degrees at kickoff, both teams struggled to find the end zone through the game's first three quarters. The Steelers got on the scoreboard first in the second period, turning the first of two interceptions by safety Mike Wagner into a 36-yard field goal by Roy Gerela.

Play on both sides got increasingly sloppy on the slippery turf, as the third quarter featured an interception, three turnovers on fumbles, two missed field-goal attempts and two punts, yet yielded zero points.

Pittsburgh broke through early in the fourth quarter, driving to the Oakland 25-yard line before running back Franco Harris bounced to the left after breaking a tackle and raced up the sideline for the game's first touchdown. Oakland answered back, as quarterback Ken Stabler connected with tight end Dave Casper on three consecutive passes for 46 yards, setting up a 14-yard scoring strike to receiver Mike Siani.

The Steelers increased their lead, capitalizing on a fumble recovery deep in Raider territory to score on 20-yard pass from quarterback Terry Bradshaw to receiver John Stallworth. Oakland got a 41-yard field goal from George Blanda late in the fourth quarter to cut the deficit to 16-10, and recovered the ensuing on-side kick, but receiver Cliff Branch was tackled as time expired to quell Oakland's comeback.

	1	2	3	4	F
Raiders	0	0	0	10	10
Pittsburgh	0	3	0	13	16


PIT - Gerela yd. 36 FG

PIT - Harris 25 yd. run (Gerela kick)

OAK - Siani 14 yd. pass from Stabler (Blanda kick)

PIT - Stallworth 20 yd. pass from Bradshaw (kick failed)

OAK - George Blanda 41 yd. FG




RAIDERS 24, NEW ENGLAND 21

1976 AFC Divisional Playoff

Dec. 18, 1976 at Oakland-Alameda County Coliseum; Oakland, Calif.

Two fourth-quarter touchdowns, including a Ken Stabler scramble with just 10 seconds left in regulation, helped the Raiders avoid a valiant upset bid by the Wild Card qualifier Patriots in Oakland. Stabler's 233 passing yards, and nine receptions for 137 yards from receiver Fred Biletnikoff, put the Raiders through to the team's fourth straight conference championship game with the win.



New England, the only team to defeat the Raiders during the regular season, scored first via a 1-yard touchdown run by running back Andy Johnson. Oakland got on the board with a 40-yard field goal by Errol Mann later in the opening period. A 31-yard touchdown pass from Stabler to Biletnikoff late in the second quarter gave the Silver and Black a 10-7 lead at halftime.

The third quarter was dominated by New England, as second-year quarterback Steve Grogan engineered two long scoring drives. Grogan connected with tight end Russ Francis for a 26-yard touchdown pass to cap off a 9-play, 80-yard drive, and running back Jess Phillips scored on a 3-yard run late in the period to give the Patriots a 21-10 advantage.

The Raiders, in danger of being upset at home after a 13-1 regular season, cut the lead to four points with running back Mark van Eeghen's 1-yard touchdown run early in the fourth quarter. Later, facing a third-and-18 from the New England 27-yard line, Stabler was hit as his pass intended for running back Carl Garrett fell incomplete. Patriot defensive lineman Ray "Sugar Bear" Hamilton was flagged for roughing the passer on the play, and the Raiders were given a fresh set of downs. Four plays later, Stabler scrambled left and dove between two defenders into the end zone for the game's winning touchdown.

	1	2	3	4	F
New England	7	0	14	0	21
Raiders	3	7	0	14	24

NE - Johnson 1 yd. run (Smith kick)

OAK - Mann 40 yd. FG

OAK - Biletnikoff 31 yd. pass from Stabler (Mann kick)

NE - Francis 26 yd. pass from Grogan (Smith kick)

NE - Phillips 3 yd. run (Smith kick)

OAK - van Eeghen 1 yd. run (Mann kick)


OAK - Stabler 1 yd. run (Mann kick)

RAIDERS 24, PITTSBURGH 7

1976 AFC Championship

Dec. 26, 1976 at Oakland-Alameda County Coliseum; Oakland, Calif.

A solid rushing performance and a stout defensive effort lifted the Silver and Black to a convincing 24-7 victory over arch-rival Pittsburgh in Oakland. The victory snapped a streak of two straight AFC Championship game victories for the Steelers and punched the Raiders' ticket to Pasadena, Calif., for Super Bowl XI.



Oakland's ground attack, paced by running back Mark van Eeghen's 22

carries for 66 yards, accounted for 157 of the team's 220 total yards of offense. The Raider defense was equally impressive, limiting the Steelers to 72 rushing yards and holding receiver Lynn Swann to just three catches.

A 39-yard field goal by Errol Mann staked the Raiders to an early lead in the first quarter. In the second period, linebacker Willie Hall picked off a Terry Bradshaw pass and returned it 25 yards to the Pittsburgh 1-yard line, setting up a short touchdown run by running back Clarence Davis.

Pittsburgh scored their first points on the ensuing possession, as Bradshaw connected on a pair of deep passes to set up a 3-yard scoring run by running back Reggie Harrison. The Raiders pushed the lead to 10 points just before halftime, mixing a strong running game with mid-range passing to set up Stabler's 4-yard touchdown toss to receiver Warren Bankston in the left side of the end zone.

The Raiders extended the lead on the team's second offensive possession of the third quarter, embarking on a 12-play, 63-yard touchdown drive that culminated in Stabler's 5-yard scoring pass to running back Pete Banaszak.

Oakland's defense clamped down for the remainder of regulation, and jubilant Raider fans poured onto the Coliseum field to celebrate as time expired.

	1	2	3	4	F
Pittsburgh	0	7	0	0	7
Raiders	3	14	7	0	24

OAK - Mann 39 yd. FG

OAK - Davis 1 yd. run (Mann kick)

PIT - Harrison 3 yd. run (Mansfield kick)

OAK - Bankston 4 yd. pass from Stabler (Mann kick)


OAK - Banaszak 5 yd. pass from Stabler (Mann kick)

RAIDERS 37, BALTIMORE COLTS 31 (2 OT)

1977 AFC Divisional Playoff

Dec. 24, 1977 at Memorial Stadium, Baltimore, Md.

The defending Super Bowl champion Raiders, a Wild Card entrant after posting an 11-3 regular-season record, engaged in an epic double-overtime battle with Baltimore at Memorial Stadium, a game that is best remembered for a single pass play, the "Ghost to the Post." Tight end Dave Casper was on the receiving end of three touchdown passes from quarterback Ken Stabler on the day, but it was his late grab to set up the game-tying field goal that earned notoriety in a contest that lasted three hours and 50 minutes.



Running back Clarence Davis put the Raiders up in the first quarter, breaking loose over left guard and scoring on a 30-yard run. The Colts drew even in the second quarter when defensive back Bruce Laird intercepted a Stabler pass and raced 61 yards for a touchdown. A Baltimore field goal gave the Colts a 10-7 lead at halftime.

Stabler took to the air on the Raiders' first possession of the second half, connecting with receiver Cliff Branch for a 41-yard gain before hitting Casper in the end zone from 8 yards out. The Colts retook the lead on the ensuing kickoff, with Marshall Johnson returning Ray Guy's kick 87 yards for a score. The see-saw contest swung in the Raiders' favor later in the third period, as linebacker Ted Hendricks blocked a Baltimore punt to set up Casper's second touchdown catch, a 10-yard toss from Stabler.

Quarterback Bert Jones drove the Colts to Oakland's 1-yard line early in the fourth quarter and running back Ron Lee punched it in for the go-ahead score. Raider running back Pete Banaszak countered with a 1-yard plunge of his own, and the Silver and Black went up once again. A four-play, 73-yard drive capped by Lee's second touchdown run, a 13-yarder, gave the Colts the lead and set up one of the most famous plays in NFL history.

After the teams traded punts on the next four possessions, the Raiders found themselves facing a second-and-10 from their own 44-yard line with the clock winding down. Stabler dropped back to pass, pump faked, and passed to Casper who, running a post pattern, split two defenders and made an over-the-shoulder catch for 42 yards to the Baltimore 14-yard line. Three Banaszak runs brought the ball to the 5-yard line and kicker Errol Mann evened the score with a 22-yard field goal.

Both offenses labored through a scoreless overtime period, with the Raiders driving to Baltimore 13-yard line as the frame closed. Two plays into the sixth period, Stabler, with his 40th pass attempt of the game, fittingly found Casper in the back of the end zone for the game-winning touchdown.

	1	2	3	4	OT	OT2	Final
Raiders	7	0	14	10	0	6	37
Baltimore Colts	0	10	7	14	0	0	31

- OAK - Davis 30 yd. run (Mann kick)
- BAL - Laird 61 yd. interception return (Linhart kick)
- BAL - Linhart 36 yd. yard FG
- OAK - Casper 8 yd. pass from Stabler (Mann kick)
- BAL - Johnson 87 yd. kickoff return (Linhart kick)
- OAK - Casper 10 yd. pass from Stabler (Mann kick)
- BAL - Lee 1 yd. run (Linhart kick)
- OAK - Banaszak 1 yd. run (Mann kick)
- BAL - Lee 13 yd. run (Linhart kick)
- OAK - Mann 22 yd. FG
- OAK - Casper 10 yd. pass from Stabler

DENVER 20, RAIDERS 17

1977 AFC Championship

Jan. 1, 1978 at Mile High Stadium, Denver, Colo.

Denver's "Orange Crush" defense and a controversial ruling on what appeared to be a late-game fumble by Bronco running back Rob Lytle, conspired to deny the Silver and Black a second straight Super Bowl berth at Mile High Stadium. On a frigid, 18 degree day, quarterback Ken Stabler passed for 215 yards, including two touchdown tosses to Dave Casper, but Oakland fell short in the team's fifth consecutive conference championship game appearance.



Kicker Errol Mann scored the first points of the game, booting a 20-yard field goal to cap the Raiders' first drive. The Broncos responded immediately, with quarterback Craig Morton connecting with receiver Haven Moses for a 74-yard catch-and-run for a touchdown. After a scoreless second quarter, the stage was set for a compelling second half between the two AFC West rivals.

Raider running back Clarence Davis fumbled deep in Oakland territory early in the third quarter, and the Broncos took over and drove to the 2-yard line. Lytle got the carry and was blasted by Raider safety Jack Tatum, causing what appeared to be a fumble that was recovered by Oakland lineman Mike McCoy. An official had blown his whistle, however, and after a conference, ruled Lytle down and assessed the Raiders with an unsportsmanlike conduct penalty, setting up a first-and-goal from the 1-yard line. On the very next play, Morton pitched to running back Jon Keyworth on the right, who scampered in for the touchdown.

Oakland cut the deficit to 14-10 early in the fourth quarter, as Stabler hit Casper just inside the end zone for a 7-yard touchdown. The Morton-to-Moses connection then gave the Broncos a two-score lead following a Stabler interception, with Moses' second touchdown catch covering 12 of his 168 receiving yards on the day.

The Raiders scored on the ensuing possession, Stabler's 17-yard touchdown toss to Casper capping an eight-play, 74-yard drive, but Denver took over with three minutes remaining and was able to run out the clock to seal the AFC title.

	1	2	3	4	F
Raiders	3	0	0	14	17
Denver	7	0	7	6	20

- OAK - Mann 20 yd. yard FG
- DEN - Moses 74 yd. pass from Morton (Turner kick)
- DEN - Keyworth 1 yd. run (Turner kick)
- OAK - Casper 7 yd. pass from Stabler (Mann kick)
- DEN - Moses 12 yd. pass from Morton (kick failed)
- OAK - Casper 17 yd. pass from Stabler (Mann kick)

RAIDERS 27, HOUSTON OILERS 7

1980 AFC Wild Card

Dec. 28, 1980 at Oakland-Alameda County Coliseum; Oakland, Calif.

A potent offense and a swarming defense stymied the Houston Oilers and propelled the Raiders to an emphatic 27-7 victory in an AFC Wild Card contest in Oakland. Quarterback Jim Plunkett guided a balanced attack on offense, while cornerback Lester Hayes picked off two passes by former Raider Ken Stabler, returning one for a touchdown in the win.

Houston stumbled out of the gate, as running back Earl Campbell's fumble on the first play from scrimmage was recovered by Raiders safety Mike Davis. Oakland capitalized on the turnover with a 47-yard field goal by kicker Chris Bahr. The Oilers took the lead late in the first period, capping a nine-play, 55-yard drive with a 10-yard touchdown run by Campbell. Plunkett then connected with running back Kenny King for a 37-yard gain in the second quarter, setting up a 1-yard touchdown pass to tight end Todd Christensen.

A scoreless third quarter gave way to a fourth period that would see the Silver and Black dominate on both sides of the ball. Plunkett hooked up with receiver Cliff Branch for a 33-yard completion at the end of the third quarter, setting up a 44-yard touchdown strike from Plunkett to a streaking Arthur Whittington along the right sideline on the first play of the fourth period.

The Raider defense forced punts on the next two Houston possessions, and Bahr added his second field goal of the day, a 37-yarder, to give the Raiders a 13-point lead. Desperate to get back into the contest, Houston took to the air on the ensuing possession. On a third-and-20 play, Stabler's pass was picked off by Hayes, his second of the game, and returned 20 yards for a touchdown to give the Raiders an insurmountable lead.

	1	2	3	4	F
Houston Oilers	7	0	0	0	7
Raiders	3	7	0	17	27

OAK - Bahr 47 yd. FG


HOU - Campbell 10 yd. run (Fritsch kick)

OAK - Christensen 1 yd. pass from Plunkett (Bahr kick)

OAK - Whittington 44 yd. pass from Plunkett (Bahr kick)

OAK - Bahr 37 yd. FG

OAK - Hayes 20 yd. interception return (Bahr kick)



RAIDERS 14, CLEVELAND 12

1980 AFC Divisional Playoff

Jan. 4, 1981 at Cleveland Municipal Stadium; Cleveland, Ohio

Two rushing touchdowns from running back Mark van Eeghen and safety Mike Davis' game-saving interception on a designed pass play called "Red Right 88," propelled the Raiders to a 14-12 victory over the Browns on a bitter-cold afternoon at Cleveland Municipal Stadium.

With the temperature at one degree Fahrenheit at kickoff, both offenses struggled to get started on the frozen turf. With whipping winds limiting the passing game, the first quarter came and went with no score and only two total first downs, both by Cleveland.

The Browns' defense would provide the first score of the game in the second quarter, with defensive back Ron Bolton intercepting a Jim Plunkett pass and returning it 42 yards for a touchdown. The Raiders answered back before halftime, embarking on a 14-play, 64-yard drive that culminated in a 1-yard touchdown run by van Eeghen to give Oakland a 7-6 lead at the break.

Cleveland promptly retook the lead in the third quarter, driving 48 yards and getting a 30-yard field goal from kicker Don Cockroft. The Browns added another field goal later in the period, making the score 12-7 entering the fourth quarter.

The Raiders opened up the fourth quarter on a steady drive, Plunkett mixing runs and passes all the way down to the Browns' 3-yard line. Oakland gave the ball to van Eeghen on three straight plays, including a 1-yard dive to give the Raiders a slim two-point lead.

Quarterback Brian Sipe and the Browns' offense, known as the "Cardiac Kids" for their propensity for late comebacks, took over with 2:22 left in the game and drove all the way down to Oakland's 13-yard line. Instead of opting for a field-goal attempt, and facing a second down with :49 left in regulation, Cleveland coach Sam Rutigliano called for a pass play, "Red Right 88." Davis cut in front of tight end Ozzie Newsome on the play, tumbling to the ground with the ball and preserving the narrow victory for the Silver and Black.

	1	2	3	4	F
Raiders	0	7	0	7	14
Cleveland	0	6	6	0	12

CLE - Bolton 42 yd. interception return (kick failed)

OAK - van Eeghen 1 yd. run (Bahr kick)

CLE - Cockroft 30 yd. FG

CLE - Cockroft 30 yd. FG

OAK - van Eeghen 1 yd. run (Bahr kick)




RAIDERS 34, SAN DIEGO 27

1980 AFC Championship

Jan. 11, 1981 at Jack Murphy Stadium; San Diego, Calif.

The Raiders got off to a fast start behind a masterful performance by quarterback Jim Plunkett, and used a ball control offense to upend the Chargers for the AFC title on a slick Jack Murphy Stadium field. Facing a vaunted San Diego passing attack, it was Oakland, led by Plunkett's 14-for-18 passing for 261 yards, which jumped out to a 28-14 halftime lead and held on down the stretch to advance to the Super Bowl for the third time in franchise history.



Oakland wasted no time getting on the scoreboard, as a Plunkett pass glanced off the hands of intended receiver Kenny King directly to tight end Raymond Chester, who galloped 65 yards into the end zone for the score. The Chargers used their aerial attack to even the score, with quarterback Dan Fouts connecting on a 48-yard touchdown toss to receiver Charlie Joiner.

The Raiders retook the lead on the ensuing possession, as a 48-yard completion to receiver Cliff Branch and a pass interference call set up a 5-yard scoring scamper by Plunkett. Oakland scored again on its next possession, Plunkett finding King with a perfect pass in the end zone for 21 yards, to close out a wild first quarter.

A second-quarter fumble recovery by linebacker Ted Hendricks led to another Raider score, as running back Mark van Eeghen got into the end zone on a 3-yard run. The Chargers cut the deficit to two scores on the ensuing possession by virtue of an 8-yard pass from Fouts to Joiner, marking the receiver's second touchdown of the day.

After a break-neck scoring pace in the first half, San Diego chipped away at the Oakland lead with a 26-yard Rolf Benirschke field goal to begin the third quarter. The Chargers cut further into the advantage on their next possession, as running back Chuck Muncie capped off a drive by diving into the end zone following a 6-yard sweep around left tackle.

Starting the fourth quarter on offense, the Raiders controlled the ball for over five minutes on a drive that culminated in kicker Chris Bahr's 33-yard field goal. The Chargers followed with a field-goal drive, but over eight minutes had elapsed and the Raiders took over with less than seven minutes left on the clock. Plunkett expertly engineered four first downs on a 15-play drive that included 14 running plays to close out regulation, ending the game with San Diego's potent offense on the bench.

	1	2	3	4	F
Raiders	21	7	3	3	34
San Diego	7	7	10	3	27

- OAK - Chester 65 yd. pass from Plunkett (Bahr kick)
- SD - Joiner 48 yd. pass from Fouts (Benirschke kick)
- OAK - Plunkett 5 yd. run (Bahr kick)
- OAK - King 21 yd. pass from Plunkett (Bahr kick)
- OAK - van Eeghen 3 yd. run (Bahr kick)
- SD - Joiner 8 yd. pass from Fouts (Benirschke kick)
- SD - Benirschke 26 yd. FG
- SD - Muncie 6 yd. run (Benirschke kick)
- OAK - Bahr 27 yd. FG
- OAK - Bahr 33 yd. FG
- SD - Benirschke 27 yd. FG

RAIDERS 27, CLEVELAND 10

1982 AFC Wild Card

Jan. 8, 1983 at Los Angeles Memorial Coliseum, Los Angeles, Calif.

The Raiders, entering the playoffs as the AFC's top seed in a strike-shortened season after posting an 8-1 record, used an efficient passing offense and a smothering defense to dispatch Cleveland at the L.A. Coliseum, 27-10. Quarterback Jim Plunkett completed 24-of-37 pass attempts for 386 yards and rookie running back Marcus Allen found the end zone twice in the Raiders' first playoff game in Los Angeles.



Kicker Chris Bahr opened the scoring with a 27-yard field goal following a 64-yard toss from Plunkett to receiver Cliff Branch, but two Plunkett interceptions halted any further potential damage by the Raiders in the first quarter. Cleveland tied the game with a 52-yard field goal by Bahr's brother, Matt, but the Silver and Black quickly retook the lead on the ensuing possession, driving 88 yards on just eight plays to set up a pitch to Allen for a 2-yard touchdown.

Cleveland briefly tied the game once again, with quarterback Paul McDonald finding receiver Ricky Feacher for a 43-yard touchdown connection. The Raiders' added a field goal at the end of the second quarter, as Chris Bahr was true from 37 yards out, giving the Silver and Black a 13-10 halftime lead.

The Browns drove to the Raiders 11-yard line on the second half's opening possession, but a fumble by running back Charles White halted their momentum, and the Raiders capitalized with an 89-yard drive that culminated in Allen's second touchdown of the day, a 3-yard run.

A 1-yard touchdown dive in the fourth quarter by running back Frank Hawkins essentially sealed the victory, and the Raider defense took over, not letting the Cleveland offense advance any further than the Los Angeles 47-yard line for the remainder of the contest.

	1	2	3	4	F
Cleveland	0	10	0	0	10
Raiders	3	10	7	7	27

- LA - C. Bahr 27 yd. FG
- CLE - M. Bahr 52 yd. FG
- LA - Allen 2 yd. run (C. Bahr kick)
- CLE - Feacher 43 yd. pass from McDonald (M. Bahr kick)
- LA - C. Bahr 37 yd. FG
- LA - Allen 3 yd. run (C. Bahr kick)
- LA - Hawkins 1 yd. run (C. Bahr kick)

NEW YORK JETS 17, RAIDERS 14

1982 AFC Divisional Playoff

Jan. 15, 1983 at Los Angeles Memorial Coliseum; Los Angeles, Calif.

The visiting Jets stifled the Raiders' offense and a late touchdown negated 14 third-quarter points from the Silver and Black in an upset at the L.A. Coliseum. Quarterback Jim Plunkett passed for 266 yards and one touchdown, but was intercepted three times as the Raiders dropped a narrow decision.

The Raiders were in position to score first, but a 34-yard attempt by kicker Chris Bahr hit the right upright. The Jets capitalized immediately, with quarterback Richard Todd orchestrating an 80-yard touchdown drive that culminated in a 20-yard scoring pass to receiver Wesley Walker. Los Angeles drove into Jets territory on the ensuing possession, but a Plunkett pass was picked off by cornerback Bobby Jackson at the 12-yard line. The Jets added a 30-yard field goal by kicker Pat Leahy later in the second quarter and entered the halftime break with a 10-0 advantage.

Plunkett got the Raiders on the board immediately in the third quarter, engineering a 12-play, 77-yard scoring drive that was capped by running back Marcus Allen's 3-yard touchdown run. Regaining possession following a partially-blocked punt, Plunkett promptly connected with receiver Malcolm Barnwell for a 57-yard touchdown strike, giving the Raiders their first lead of the game.

The teams traded turnovers early in the fourth quarter, but a 45-yard completion from Todd to Walker put the Jets in scoring position with just under four minutes remaining in the game. From 1-yard out, running back Scott Dierking dove over the top for the go-ahead touchdown with just 3:45 left on the clock.

The Raiders would have two more opportunities on offense, but on both drives Plunkett was intercepted by linebacker Lance Mehl, ending the Silver and Black's first season in Los Angeles.

	1	2	3	4	F
NY Jets	7	3	0	7	17
Raiders	0	0	14	0	14

- NYJ - Walker 20 yd. pass from Todd (Leahy kick)
- NYJ - Leahy 30 yd. FG
- LA - Allen 3 yd. run (Bahr kick)
- LA - Barnwell 57 yd. pass from Plunkett (Bahr kick)
- NYJ - Dierking 1 yd. run (Leahy kick)

RAIDERS 38, PITTSBURGH 10

1983 AFC Divisional Playoff

Jan. 1, 1984 at Los Angeles Memorial Coliseum; Los Angeles, Calif.

Running back Marcus Allen rushed for 121 yards with two touchdowns, and 21 third-quarter points led the Raiders to a dominating 38-10 victory over Pittsburgh in a renewal of one of the NFL's fiercest rivalries at the L.A. Coliseum. Quarterback Jim Plunkett guided an efficient offense and an intimidating defense harried quarterback Cliff Stoudt all afternoon, sacking the Pittsburgh signal-caller five times and intercepting him once.



The Steelers got on the board first with a 17-yard field goal by Gary Anderson. On Pittsburgh's next possession, cornerback Lester Hayes picked off a pass from Stoudt and returned it 18 yards for a touchdown. The Raiders added to their lead in the second quarter, with Allen capping off an 80-yard drive with a 4-yard run over right guard for a touchdown, his first of the day. The Los Angeles defense held firm, allowing Pittsburgh to cross midfield just once on their next three possessions, and a 45-yard field goal by Chris Bahr at the end of the half made the score 17-3.

The third quarter belonged solely to the Silver and Black, as a precision passing game and big-play capability on offense dimmed Pittsburgh's hopes. On the half's opening possession, Plunkett promptly guided a scoring drive by moving the Raiders 72 yards on nine plays, culminating in a 9-yard touchdown run by running back Kenny King.

Allen gave Los Angeles a commanding lead on the team's next series, taking a handoff from Plunkett and breaking free up the middle for a dazzling 49-yard touchdown run. Pittsburgh cut into the lead with a long 58-yard touchdown pass from Stoudt to receiver John Stallworth, but running back Frank Hawkins' bull-dozing 2-yard score at the end of the third quarter essentially wrapped up the victory for the Silver and Black.

	1	2	3	4	F
Pittsburgh	3	0	7	0	10
Raiders	7	10	21	0	38

- PIT - Anderson 17 yd. FG
- LA - Hayes 18 yd. interception return (Bahr kick)
- LA - Allen 4 yd. run (Bahr kick)
- LA - Bahr 45 yd. FG
- LA - King 9 yd. run (Bahr kick)
- LA - Allen 49 yd. run (Bahr kick)
- PIT - Stallworth 58 yd. pass from Stoudt (Anderson kick)
- LA - Hawkins 2 yd. run (Bahr kick)




RAIDERS 30, SEATTLE 14

1983 AFC Championship

Jan. 8, 1984 at Los Angeles Memorial Coliseum; Los Angeles, Calif.

The Raiders were not to be denied in the organization's fifth AFC Championship game appearance in nine years, getting out to a fast start and cruising to a 30-14 triumph at the L.A. Coliseum in front of 92,335 fans, a championship game record. A stifling defense held Seattle scoreless deep into the third quarter, and the combination of quarterback Jim Plunkett and running back Marcus



Allen proved too much for a Seahawk team that had defeated the Raiders twice during the regular season.

Seattle's game-opening drive was halted by a Lester Hayes interception, the first of five picks on the day for the Raiders, and led to a 20-yard field goal by kicker Chris Bahr. In the second quarter, running back Frank Hawkins got into the end zone on a 1-yard plunge, capping a 61-yard drive. On the team's next offensive series, Plunkett connected with receiver Malcolm Barnwell for 49 yards, setting up Hawkins' second touchdown of the quarter on a 5-yard run around left end. Safety Mike Davis' first of two interceptions came on the ensuing possession, setting up a 45-yard field goal from Bahr and a commanding 20-0 lead at the half.

The Seahawks switched quarterbacks early in the third quarter, going with veteran Jim Zorn, but the results were much the same, as Davis picked off a pass on Zorn's first series under center. Allen broke off a long run on the very next play, picking up 43 of his 154 yards on the day, and setting up his own 3-yard touchdown reception from Plunkett. Seattle finally got on the board with Zorn's 11-yard touchdown pass to running back Dan Doornink, but the final result was not in doubt.

A fourth-quarter field goal by Bahr and a late Seahawk touchdown rounded out the scoring, and the Raiders advanced to the Super Bowl for the fourth time in franchise history.

	1	2	3	4	F
Seattle	0	0	7	7	14
Raiders	3	17	7	3	30

LA - Bahr 20 yd. FG

LA - Hawkins 1 yd. run (Bahr kick)

LA - Hawkins 5 yd. run (Bahr kick)

LA - Bahr 45 yd. FG

LA - Allen 3 yd. pass from Plunkett (Bahr kick)

SEA - Doornink 11 yd. pass from Zorn (Johnson kick)

LA - Bahr 35 yd. FG


SEA - Young 9 yd. pass from Zorn (Johnson kick)

SEATTLE 13, RAIDERS 7

1984 AFC Wild Card

Dec. 22, 1984 at Kingdome; Seattle, Wash.

A grinding Seattle running game and just four completions by Seahawk quarterback Dave Krieg, including one for a touchdown, was enough to edge the Silver and Black in an AFC Wild Card contest in Seattle. Running back Marcus Allen rushed for 61 yards and caught five passes for 90 yards, while Seattle running back Dan Doornink carried the ball 29 times for 126 yards in front of 64,910 fans at the Kingdome.



Seattle scored first, capping a nine-play, 93-yard drive with a 26-yard touchdown pass from Krieg to receiver Daryl Turner. The teams traded punts frequently until a fumble by Raiders running back Frank Hawkins led to a short field for Seattle late in the third quarter. A 35-yard field goal by kicker Norm Johnson extended the Seahawks' lead, and the first of two interceptions thrown on the day by Plunkett preserved the 10-0 score at the end of three periods.

Johnson added a 44-yard field goal in the fourth quarter, but the Raiders looked to get Allen going on a drive beginning on their own 22-yard line. Plunkett connected with Allen for two completions for 29 yards before hitting him again over the middle for a 46-yard touchdown catch-and-run.

Looking to hold on to their slim lead, the Seahawks took nearly four minutes off the clock before being forced to punt. Taking over at the 16-yard line with under a minute to go, Plunkett completed two quick passes but his third was intercepted by safety Kenny Easley, sealing Seattle's victory.

	1	2	3	4	F
Raiders	0	0	0	7	7
Seattle	0	7	3	3	13

SEA - Turner 26 yd. pass from Krieg (Johnson kick)

SEA - Johnson 35 yd. FG

SEA - Johnson 44 yd. FG

LA - Allen 46 yd. pass from Plunkett (Bahr kick)


PLAYOFF HISTORY

NEW ENGLAND 27, RAIDERS 20

1985 AFC Divisional Playoff

Jan. 5, 1986 at Los Angeles Memorial Coliseum; Los Angeles, Calif.

Six Raider turnovers led to 20 New England points and Craig James became the first running back to rush for over 100 yards against Los Angeles all season, as the visiting Patriots upended the Silver and Black at the L.A. Coliseum, 27-20. Running back Marcus Allen rushed for 121 yards and one touchdown, but the top-seeded Silver and Black failed to score in the second half in the upset defeat.



A muffed return on a first-quarter punt set up the game's opening score, a 13-yard pass from quarterback Tony Eason to tight end Lin Dawson. Greg Townsend blocked a punt later in the opening period, but the Raider offense stalled and had to settle for a 29-yard field goal by Chris Bahr.

Los Angeles took the lead in the second quarter, as quarterback Marc Wilson found receiver Jessie Hester in the end zone for a 16-yard touchdown. Defensive lineman Howie Long pounced on a fumble on the Patriots' next possession, and the Raiders capitalized with an 11-yard touchdown run by Allen. On the ensuing series, New England covered 80 yards on a 10-play scoring drive, with James capping the sequence with a 2-yard touchdown around left end. After trading field goals, the teams entered halftime with the Raiders clinging to a narrow 20-17 advantage.

Turnovers continued to plague the Raiders in the third quarter, as an Allen fumble in New England territory led to a game-tying, 32-yard field goal by kicker Tony Franklin. On the ensuing kickoff, returner Sam Seale muffed the kick and then fumbled before Jim Bowman fell on the ball in the end zone for a New England touchdown.

The special-teams touchdown would provide the difference in the game, as the Patriots limited the Raiders to just two fourth-quarter possessions, picking off Wilson for the third time to close out the upset.

	1	2	3	4	F
New England	7	10	10	0	27
Raiders	3	17	0	0	20


- NE - Dawson 13 yd. pass from Eason (Franklin kick)
- LA - Bahr 29 yd. FG
- LA - Hester 16 yd. pass from Wilson (Bahr kick)
- LA - Allen 11 yd. run (Bahr kick)
- NE - James 2 yd. run (Franklin kick)
- NE - Franklin 45 yd. FG
- LA - Bahr 32 yd. FG
- NE - Franklin 32 yd. FG
- NE - Bowman fumble recovery in end zone (Franklin kick)

RAIDERS 20, CINCINNATI 10

1990 AFC Divisional Playoff

Jan. 13, 1991 at Los Angeles Memorial Coliseum; Los Angeles, Calif.

Returning to the playoffs after a five-year hiatus, the Raiders used 10 fourth-quarter points to defeat Cincinnati, 20-10, in a game that is perhaps most remembered as running back Bo Jackson's last career appearance on a football field. Quarterback Jay Schroeder passed for 172 yards and two touchdowns on just 11 completions, and running back Marcus Allen gained 140 yards on the ground to lead the Silver and Black.



Art Shell's team drove to the Cincinnati 24-yard line early in the first quarter, but an incompletion on a fourth-and-1 play turned the ball over on downs. A second-quarter field goal gave the Bengals an early lead, but the Raiders' running game got going on the ensuing possession, as Jackson and Allen combined for 56 yards on five rushing attempts before Schroeder found receiver Mervyn Fernandez in the end zone for a 13-yard strike.

Early in the third quarter, Jackson took a pitch from Schroeder and dashed around right end for 34 yards before being dragged down from behind. It would mark the final play of a short but bright career for the dynamic running back, as Jackson suffered a career-ending hip injury on the play.

Kicker Jeff Jaeger booted a 49-yard field goal to cap a third-quarter drive, but the Bengals pulled even when quarterback Boomer Esiason hooked up with receiver Stanford Jennings for an 8-yard touchdown early in the fourth period. On the ensuing possession, Schroeder orchestrated an 80-yard touchdown drive that was highlighted by a 41-yard scoring pass to tight end Ethan Horton, who made a finger-tip grab on the play.

The Bengals began to drive on their next possession, but Greg Townsend's third sack of the game helped derail their offense. Jaeger's 25-yard field goal with just 19 seconds left on the clock ended Cincinnati's hopes and sent the Raiders to the AFC Championship game for the first time since the 1983 season.

	1	2	3	4	F
Cincinnati	0	3	0	7	10
Raiders	0	7	3	10	20

- CIN - Breech 27 yd. FG
- LA - Fernandez 13 yd. pass from Schroeder (Jaeger kick)
- LA - Jaeger 49 yd. FG
- CIN - Jennings 8 yd. pass from Esiason (Breech kick)
- LA - Horton 41 yd. pass from Schroeder (Jaeger kick)
- LA - Jaeger 25 yd. FG

BUFFALO 51, RAIDERS 3

1990 AFC Championship

Jan. 20, 1991 at Rich Stadium; Orchard Park, N.Y.

Buffalo's potent offense jumped out to 41 first-half points en route to a 51-3 defeat of the Raiders at Rich Stadium. Quarterback Jay Schroeder, directing an offense devoid of star running back Bo Jackson, threw five interceptions, and the Los Angeles defense could not keep pace with a Bills offense that got 300 passing yards from quarterback Jim Kelly and three rushing touchdowns from running back Kenneth Davis.

The Bills got off to a fast start, as Kelly connected with former Raider James Lofton for a 13-yard touchdown on the team's first drive. The Raiders answered immediately, getting a 41-yard field goal from kicker Jeff Jaeger on the ensuing possession. A relentless Buffalo offense scored again on a 12-yard touchdown run by Thurman Thomas, and added seven points on an interception return for a touchdown by linebacker Daryl Talley to make the score 21-3.

With the Raider offense stuck in neutral, the Bills added 20 points in the second quarter via two short-yardage runs by Davis and Lofton's second touchdown catch of the game.

Any spark the Raiders looked to ignite after halftime flamed out in the form of two interceptions in Buffalo territory. Davis' third score of the game on a 1-yard dive and a fourth-quarter field goal from kicker Scott Norwood closed out Buffalo's first conference title.

	1	2	3	4	F
Raiders	3	0	0	0	3
Buffalo	21	20	0	10	51

BUF - Lofton 13 yd. pass from Kelly (Norwood kick)

LA - Jaeger 41 yd. FG

BUF - Thomas 12 yd. run (Norwood kick)

BUF - Talley 27 yd. interception return (Norwood kick)


BUF - Davis 1 yd. run (kick failed)

BUF - Davis 3 yd. run (Norwood kick)

BUF - Lofton 8 yd. pass from Kelly (Norwood kick)

BUF - Davis 1 yd. run (Norwood kick)

BUF - Norwood 39 yd. FG



KANSAS CITY 10, RAIDERS 6

1991 AFC Wild Card

Dec. 28, 1991 at Arrowhead Stadium; Kansas City, Mo.

The Raiders fell to the Chiefs, 10-6, in a contest highlighted by dominating defense on both sides in an AFC Wild Card game. Rookie quarterback Todd Marinovich, who threw three touchdown passes in his NFL debut the previous week against the same Kansas City squad, threw four interceptions, and Chiefs running back Barry Word rushed for 130 yards at Arrowhead Stadium.

Both offenses struggled to put points on the board in the first half, as the two teams combined for three interceptions, two fumbles, two missed field goals and one punt on the game's first eight possessions. Safety Deron Cherry's second interception of the game midway through the second quarter put Kansas City in scoring position, and quarterback Steve DeBerg capitalized with an 11-yard touchdown strike to receiver Fred Jones. Marinovich engineered a score near the end of the second quarter, getting three points on a 32-yard Jeff Jaeger field goal following a 10-play, 65-yard drive.

The Raiders drew closer at the start of the second half, driving to the Kansas City 8-yard line before settling for a 26-yard chip shot by Jaeger. The Silver and Black's offense could not remain on track, however, and the Raiders' final three possessions ended in turnovers. The Chiefs added a Nick Lowery field goal in the fourth quarter, handing Los Angeles the narrow defeat.


	1	2	3	4	F
Raiders	0	3	3	0	6
Kansas City	0	7	0	3	10

KC - Jones 11 yd. pass from DeBerg (Lowery kick)

LA - Jaeger 32 yd. FG

LA - Jaeger 26 yd. FG

KC - Lowery 18 yd. FG



RAIDERS 42, DENVER 24

1993 AFC Wild Card

Jan. 9, 1994 at Los Angeles Memorial Coliseum; Los Angeles, Calif.

A quick-strike offense and three second-half touchdowns by running back Napoleon McCallum propelled the Raiders to a 42-24 shootout victory over Denver at the L.A. Coliseum. Quarterback Jeff Hostetler passed for 294 yards and three first-half scores against a Bronco team that the Silver and Black had defeated in overtime the previous week, forcing Denver to return to Los Angeles for the Wild Card contest.


Los Angeles and Denver exchanged scores on a "blow-for-blow" basis in the first half. The Raiders opened the scoring with Hostetler's 9-yard touchdown pass to tight end Ethan Horton, only to be matched by quarterback John Elway's 23-yard strike to tight end Shannon Sharpe. Hostetler connected on the first long score of the game, hitting receiver Tim Brown for a 65-yard touchdown later in the first quarter. Elway followed suit with a 16-yard touchdown in the second period to tight end Reggie Johnson, but Los Angeles went up again via a 54-yard pass from Hostetler to receiver James Jett. Denver pulled even on Elway's 6-yard toss to receiver Derek Russell, and the game went into the half tied, 21-21.

After posting a pair of three-and-outs on defense, the Raiders took to the ground on offense in the third quarter. McCallum, who had just one carry in the first half, broke loose for a 26-yard touchdown to give the Silver and Black the lead for good. McCallum powered through the middle for a 2-yard score to cap a 52-yard drive later in the period, and the Los Angeles defense did not yield a Bronco first down on four third-quarter possessions to maintain a commanding lead.

Kicker Jason Elam booted a 33-yard field goal to get Denver back on the board in the fourth quarter, but McCallum's third touchdown of the game following a long Raider drive sealed the victory for the Silver and Black.

	1	2	3	4	F
Denver	7	14	0	3	24
Raiders	14	7	14	7	42

- LA - Horton 9 yd. pass from Hostetler (Jaeger kick)
- DEN - Sharpe 23 yd. pass from Elway (Elam kick)
- LA - Brown 65 yd. pass from Hostetler (Jaeger kick)
- DEN - Johnson 16 yd. pass from Elway (Elam kick)
- LA - Jett 54 yd. pass from Hostetler (Jaeger kick)
- DEN - Russell 6 yd. pass from Elway (Elam kick)
- LA - McCallum 26 yd. run (Jaeger kick)
- LA - McCallum 2 yd. run (Jaeger kick)
- DEN - Elam 33 yd. FG
- LA - McCallum 1 yd. run (Jaeger kick)




BUFFALO 29, RAIDERS 23

1993 AFC Divisional Playoff

Jan. 15, 1994 at Rich Stadium; Orchard Park, N.Y.

The Raiders were edged by the Bills, 29-23, on a frigid artificial turf at Rich Stadium in a competitive AFC Divisional playoff game. With temperatures at game time dipping to zero, the Silver and Black built a 17-13 halftime lead, but succumbed to Buffalo behind a pair of second-half touchdown passes from quarterback Jim Kelly to receiver Bill Brooks.



The Bills provided the game's initial threat in the first quarter, driving to the Raider 30-yard line before turning the ball over on downs. The Silver and Black responded immediately, embarking on a 58-yard drive that culminated in kicker Jeff Jaeger's 30-yard field goal in the second quarter.

Running back Kenneth Davis put the Bills ahead with a leaping 1-yard touchdown dive on the ensuing possession, but Raiders running back Napoleon McCallum matched the score with a 1-yard scoring run of his own. Los Angeles extended its lead following a fumble recovery, as McCallum capped an 11-play, 40-yard drive with his second 1-yard touchdown run of the day. The Bills got back into the game on the heels of a 37-yard pass interference call, with running back Thurman Thomas punching it into the end zone from 8 yards out.

Buffalo grabbed the lead in the third quarter, getting a touchdown on Kelly's 25-yard pass to Brooks and adding a field goal to move ahead, 22-17. The Bills' lead was short-lived, however, as quarterback Jeff Hostetler connected with receiver Tim Brown from the Raiders 24-yard line, and Brown streaked up the middle and eluded a tackler to score an 86-yard touchdown.

Kelly guided another scoring drive to put the Bills up for good, connecting with Brooks from 22 yards out to provide the difference. The Raiders' two remaining possessions resulted in three-and-outs, and the Bills ran out the clock to end the Silver and Black's season.

	1	2	3	4	F
Raiders	0	17	6	0	23
Buffalo	0	13	9	7	29


- LA - Jaeger 30 yd. FG
- BUF - Davis 1 yd. run (kick failed)
- LA - McCallum 1 yd. run (Jaeger kick)
- LA - McCallum 1 yd. run (Jaeger kick)
- BUF - Thomas 8 yd. run (Christie kick)
- BUF - Brooks 25 yd. pass from Kelly (kick failed)
- BUF - Christie 29 yd. FG
- LA - Brown 86 yd. pass from Hostetler (kick failed)
- BUF - Brooks 22 yd. pass from Kelly (Christie kick)

RAIDERS 27, MIAMI 0

2000 AFC Divisional Playoff

Jan. 6, 2001 at Network Associates Coliseum; Oakland, Calif.

The Raiders made a triumphant return to the postseason, dismantling the visiting Miami Dolphins and posting a 27-0 victory, the first postseason shutout in franchise history. Quarterback Rich Gannon's efficient passing and cornerback Tory James' two interceptions, including a 90-yard return for a touchdown, spelled doom for the Dolphins at Network Associates Coliseum.



Miami quarterback Jay

Fiedler drove the Dolphins to the Raiders' 16-yard line on the team's first possession, but James jumped receiver Leslie Shepherd's route for a pick and raced 90 yards down the sideline for a tone-setting touchdown. Kicker Sebastian Janikowski added a 36-yard field goal in the opening period and the end result was never in doubt.

Another Janikowski field goal, this one from 33 yards out, boosted the Oakland lead in the second quarter, and when Gannon connected with receiver James Jett on a 6-yard touchdown pass, the rout was truly on.

The Raider defense halted any hope of a Miami comeback, holding running back Lamar Smith, who had rushed for 209 yards the previous week against Indianapolis, to just five yards on eight carries. A 2-yard touchdown run by running back Tyrone Wheatley in the third quarter put the game out of reach, and two fourth-quarter interceptions, including a second of the day by James, closed out the convincing victory.

	1	2	3	4	F
Miami	0	0	0	0	0
Raiders	10	10	7	0	27

OAK - James 90 yd. interception return (Janikowski kick)

OAK - Janikowski 36 yd. FG

OAK - Janikowski 33 yd. FG

OAK - Jett 6 yd. pass from Gannon (Janikowski kick)

OAK - Wheatley 2 yd. run (Janikowski kick)

BALTIMORE RAVENS 16, RAIDERS 3


2000 AFC Championship

Jan. 14, 2001 at Network Associates Coliseum; Oakland, Calif.

The Baltimore Ravens spoiled the first conference championship game played in Oakland since 1976, using a stifling defense to upend the host Raiders, 16-3. Quarterback Rich Gannon was injured on a second-quarter play, and the Raiders fell short in their bid for a return to the Super Bowl.

After a scoreless first quarter, the Ravens got on the board first when quarterback Trent Dilfer hit Shannon Sharpe over the middle and the tight end split two defenders, rumbling 96 yards for a touchdown. Shortly following the Ravens' score, Gannon was forced to leave the game due to a shoulder injury and his replacement, Bobby Hoying, threw an interception that Baltimore capitalized upon with a 31-yard field goal.

With Gannon back under center, the Raiders mounted a scoring drive early in the third quarter. Kicker Sebastian Janikowski booted a 24-yard field goal after the Oakland drive stalled out at Baltimore's 6-yard line. The Ravens added short Matt Stover field goals, one each in the third and fourth quarters, and the Raiders were kept out of the end zone for the first time all season in the defeat.



	1	2	3	4	F
Baltimore	0	10	3	3	16
Raiders	0	0	3	0	3

BAL - Sharpe 96 yd. pass Dilfer (Stover kick)

BAL - Stover 31 yd. FG

OAK - Janikowski 24 yd. FG

BAL - Stover 28 yd. FG


BAL - Stover 21 yd. FG

RAIDERS 38, NEW YORK JETS 24

2001 AFC Wild Card

Jan. 12, 2002 at Network Associates Coliseum; Oakland, Calif.

An explosive offense led by quarterback Rich Gannon, receiver Jerry Rice and running back Charlie Garner overwhelmed the visiting New York Jets in an AFC Wild Card contest, 38-24. Rice's nine catches for 183 yards and Garner's 158 rushing yards proved too much for the Jets, who had defeated the Raiders at Network Associates Coliseum the previous week to earn a playoff berth.



The Raiders got off to a fast start in the first quarter, with Gannon leading two long drives that resulted in Sebastian Janikowski field goals. After the two teams traded field goals in the second quarter, the Silver and Black got into the end zone on a 2-yard pass from Gannon to receiver Tim Brown to give the Raiders a 16-3 halftime lead.

The Jets pulled closer on the second half's opening drive, as QB Vinny Testaverde found receiver Wayne Chrebet wide open for a 17-yard touchdown. The Raiders recovered a fumble near the end of the third period, setting up a wild fourth period in which the teams would combine to score 36 points.

Fullback Zack Crockett got the final quarter started with a 2-yard plunge for a score, and a two-point conversion gave the Raiders a 24-10 advantage. A 3-yard toss from Testaverde to fullback Richie Anderson cut the Oakland lead to seven points, but Gannon promptly led a 68-yard scoring drive on the ensuing possession, connecting with Rice for a 21-yard touchdown toss.

The Jets stormed back, as Chrebet hauled in his second touchdown pass of the game from 4 yards out. On the Raiders' next possession, Garner took a handoff and broke free around the right end for 80 yards to set a franchise postseason record and put the game out of reach.

	1	2	3	4	F
NY Jets	0	3	7	14	24
Raiders	6	10	0	22	38

- OAK - Janikowski 21 yd. FG
- OAK - Janikowski 41 yd. FG
- NYJ - Hall 45 yard yd. FG
- OAK - Janikowski 45 yd. FG
- OAK - Brown 2 yd. pass from Gannon (Janikowski kick)
- NYJ - Chrebet 17 yd. pass from Testaverde (Hall kick)
- OAK - Crockett 2 yd. run (Garner run)
- NYJ - Anderson 3 yd. pass from Testaverde (Hall kick)
- OAK - Rice 21 yd. pass from Gannon (Janikowski kick)
- NYJ - Chrebet 4 yd. pass from Testaverde (Hall kick)
- OAK - Garner 80 yd. run (Janikowski kick)


NEW ENGLAND 16, RAIDERS 13 (OT)

2001 AFC Divisional Playoff

Jan. 19, 2002 at Foxboro Stadium; Foxboro, Mass.

A New England snow storm created a majestic setting at Foxboro Stadium, as the Patriots edged the Raiders in the "Tuck Game," one of the most controversial contests in NFL history.

With less than two minutes remaining in regulation and the Raiders clinging to a three-point lead, cornerback Charles Woodson sacked Patriots quarterback Tom Brady, causing what appeared to be a fumble that was recovered by Raider linebacker Greg Biekert to seal a Raider win. Citing Rule 3, Section 22, Article 2, Note 2, in the NFL rule book, the officials ruled the play an incomplete pass, leading to the game-tying field goal by kicker Adam Vinatieri.



The Raiders built an early lead in the contest, as quarterback Rich Gannon connected with receiver James Jett in the corner of the end zone for a 13-yard score in the second quarter. Two Sebastian Janikowski field goals, from 38 and 45 yards out, gave the Raiders a 13-3 advantage entering the final period.

Brady was efficient in an early fourth-quarter drive, completing nine consecutive pass attempts before scampering into the end zone for a 6-yard touchdown to cut the Raider lead to three points. Brady then led a late-game drive that culminated in Vinatieri's 45-yard, game-tying field goal that came on the heels of the "tuck rule" play.

In overtime, Brady promptly piloted a 61-yard drive that led to Vinatieri's game-winner from 23 yards out.

	1	2	3	4	OT	Final
Raiders	0	7	6	0	0	13
New England	0	0	3	10	3	16

- OAK - Jett 13 yd. pass from Gannon (Janikowski kick)
- NE - Vinatieri 23 FG
- OAK - Janikowski 38 yd. FG
- OAK - Janikowski 45 yd. FG
- NE - Brady 6 yd. run (Vinatieri kick)
- NE - Vinatieri 45 yd. FG
- NE - Vinatieri 23 yd. FG

RAIDERS 30, NEW YORK JETS 10

2002 AFC Divisional Playoff


Jan. 12, 2003 at Network Associates Coliseum; Oakland, Calif.

An opportunistic off-ense scored 17 points off of three Jets turnovers, and quarterback Rich Gannon passed for 283 yards and two touchdowns to lead the Raiders to a convincing 30-10 victory over the New York Jets at Network Associates Coliseum.

After trading first-quarter field goals, the Raiders capitalized on a fumble recovery in Jets territory by way of a 1-yard dive by fullback Zack Crockett. The Jets drew even late in the second quarter, as quarterback Chad Pennington capped a long drive with a 1-yard touchdown pass to fullback Jerald Sowell to tie the game at the half.

The second half was all Silver and Black, with Gannon connecting with receiver Jerry Porter for a 29-yard touchdown in the third quarter to give the Raiders the lead for good. Gannon and Porter hooked up again later in the third period for 50 of Porter's 123 receiving yards on the day, setting up a 9-yard touchdown pass to receiver Jerry Rice early in fourth quarter.

Two fourth-quarter field goals by Sebastian Janikowski closed out the victory and pushed the Raiders one step closer to the Super Bowl.



	1	2	3	4	F
NY Jets	3	7	0	0	10
Raiders	3	7	7	13	30

NYJ - Hall 38 yd. FG

OAK - Janikowski 29 yd. FG

OAK - Crockett 1 yd. run (Janikowski kick)

NYJ - Sowell 1 yd. pass from Pennington (Hall kick)

OAK - Porter 29 yd. pass from Gannon (Janikowski kick)

OAK - Rice 9 yd. pass from Gannon (Janikowski kick)

OAK - Janikowski 34 yd. FG

OAK - Janikowski 31 yd. FG

RAIDERS 41, TENNESSEE 24

2002 AFC Championship


Jan. 19, 2003 at Network Associates Coliseum; Oakland, Calif.

The Raiders got out to a fast start and out-lasted Tennessee in the second half to secure the Silver and Black's first Super Bowl berth since the 1983 season. A relentless passing attack, led by quarterback Rich Gannon's 286 yards and three touchdowns through the air, proved too much for the visiting Titans.

Oakland wasted no time getting on the scoreboard, as Gannon took the offense 69 yards on the opening possession and connected with receiver Jerry Porter for a 3-yard touchdown pass to open the scoring. The Titans answered immediately, with quarterback Steve McNair hitting receiver Drew Bennett for a 33-yard touchdown on the ensuing drive. The Raiders went up again on their next possession, Gannon moving the offense swiftly downfield to set up a 12-yard touchdown pass to running back Charlie Garner.

Tennessee cut into the Raider lead with a field goal in the second quarter, and the Titans briefly took the lead by virtue of a 9-yard touchdown run by McNair. The Raiders took the lead back near the end of the first half, capitalizing on a fumble recovery deep in Tennessee territory with a 1-yard scoring pass from Gannon to tight end Doug Jolley. A fumble recovery on the ensuing kickoff gave the Raiders the ball in scoring range once again, and kicker Sebastian Janikowski was true from 43 yards out.

A second Janikowski field goal was matched by McNair's second touchdown run of the game, a 13-yard scamper to make the score 27-24 in Oakland's favor entering the fourth quarter. Gannon began the final period by capping off a 66-yard drive with a 2-yard touchdown run of his own, and closed out the victory by leading the Silver and Black on a time-consuming drive that resulted in fullback Zack Crockett's 7-yard touchdown run. McNair and the Titans moved the ball down to the Oakland 6-yard line, but turned the ball over on downs, and Gannon took a knee as the Coliseum erupted in celebration.



	1	2	3	4	F
Tennessee	7	10	7	0	24
Raiders	14	10	3	14	41

OAK - Porter 3 yd. pass from Gannon (Janikowski kick)

TEN - Bennett 33 yd. pass from McNair (Nedney kick)

OAK - Garner 12 yd. pass from Gannon (Janikowski kick)

TEN - Nedney 29 yd. FG

TEN - McNair 9 yd. run (Nedney kick)

OAK - Jolley 1 yd. pass from Gannon (Janikowski kick)

OAK - Janikowski 43 yd. FG

OAK - Janikowski 32 yd. FG

TEN - McNair 13 yd. run (Hentrich kick)

OAK - Gannon 2 yd. run (Janikowski kick)

OAK - Crockett 7 yd. run (Janikowski kick)

HOUSTON 27, RAIDERS 14

2016 AFC Wild Card

Jan. 7, 2017 at NRG Stadium; Houston, Texas

The Raiders' return to the postseason was spoiled by injuries and an efficient Houston Texans team that capitalized on three turnovers and 20 first half points en route to a 27-14 verdict at NRG Stadium.

Quarterback Connor Cook became the first rookie to make his first career start in a playoff game, taking the reins following a season-ending injury to Derek Carr in Week 16 and a shoulder injury to backup Matt McGloin in the regular season finale.

Houston got off to a fast start, opening the scoring with a 50-yard field goal by Nick Novak. On the ensuing possession, Texans defensive end Jadeveon Clowney tipped and intercepted a third-down screen pass from Cook deep in Raiders territory, setting up a 4-yard touchdown run by Lamar Miller and a 10-0 lead for the home team. The Raiders cut the lead to 10-7 later in the first period, as a 37-yard punt return by rookie running back Jalen Richard started the Raiders at the Texans' 38-yard line, initiating a drive that saw running back Latavius Murray grind out 27 yards on four carries, including a 2-yard touchdown run.

The Texans stemmed the tide and took control in the second quarter, getting a 38-yard field goal from Novak before quarterback Brock Osweiler found wide receiver DeAndre Hopkins for a 38-yard gain and a 2-yard touchdown connection to close the half with a 20-7 lead.

Oakland and Houston combined for seven punts in a third quarter that was dominated by defense, and the Texans moved the score to 27-7 with a 1-yard run by Osweiler early in the final period. The Raiders answered with a 75-yard touchdown drive, culminating in an 8-yard scoring pass from Cook to receiver Andre Holmes.

Battling a dwindling clock in addition to the NFL's top-ranked defensive unit, the Raiders' final two drives of the game ended in interceptions for Cook, who finished 18-for-45 passing for 161 yards, one touchdown and three interceptions in his debut start.

	1	2	3	4	Final
Raiders	7	0	0	7	14
Houston	10	10	0	7	27

HOU - Novak 50 yd. FG
 HOU - Miller 4 yd. run (Novak kick)
 OAK - Murray 2 yd. run (Janikowski kick)
 HOU - Novak 38 yd. FG
 HOU - Hopkins 2 yd. pass from Osweiler (Novak kick)
 HOU - Osweiler 1 yd. run (Novak kick)
 OAK - Holmes 8 yd. pass from Cook (Janikowski kick)

CINCINNATI 26, RAIDERS 19

2021 AFC Wild Card

Jan. 15, 2022 at Paul Brown Stadium; Cincinnati, Ohio

A furious comeback that had the Silver and Black inside the Bengals' 10-yard line and poised to tie the game ended with the ball in the hands of the defense at the 2-yard line, spoiling the Raiders' return to the postseason.

The 26-19 verdict was an abrupt conclusion to a season full of valiant efforts by the Raiders, who went on a remarkable four-game winning streak to close out the season and secure the franchise's first postseason berth in five years.

Quarterback Derek Carr, making his postseason debut, piloted an opening drive that resulted in a 47-yard field goal by Daniel Carlson to begin the scoring. Cincinnati roared back with a 7-yard touchdown pass from Joe Burrow to tight end C.J. Uzomah and the Bengals defense then harried Carr with sacks on back-to-back possessions. A stout defensive effort held Cincinnati to two field goals on their next two possessions despite Cincinnati taking possession in Las Vegas territory on both occasions.

Carlson pulled the Raiders closer with a second-quarter field goal, but the Bengals extended their lead on a controversial play in which Burrow scrambled right towards the sideline and connected with receiver Tyler Boyd in the back of the end zone. An inadvertent whistle was audible as Burrow released the ball but the result of the play stood, giving the Bengals a two-touchdown advantage. The Raiders took possession with 1:51 left in the half and Carr promptly executed an efficient scoring drive, connecting with five different receivers for 55 yards and rushing for 20 more himself, the sequence culminating in a 14-yard strike to Jay Jones to make the score 20-13 at intermission.

The Raiders and Bengals traded a pair of field goals in the second half, Carlson's fourth score of the day tying a franchise single-game record originally set by George Blanda, and Carr took the helm from the 35-yard line facing a seven-point deficit with just 1:51 left in regulation. Remarkable third-down completions to Darren Waller and Jones set the Raiders up at the Cincinnati 9-yard line, but their quest fell just short as Carr's attempt to find Jones on fourth down was intercepted by linebacker Germaine Pratt.

	1	2	3	4	Final
Raiders	3	10	0	6	19
Cincinnati	10	10	3	3	26

LV - Carlson 47 yd. FG
 CIN - Uzomah 7 yd. pass from Burrow (McPherson kick)
 CIN - McPherson 31 yd. FG
 CIN - McPherson 30 yd. FG
 LV - Carlson 28 yd. FG
 CIN - Boyd 10 yd. pass from Burrow (McPherson kick)
 LV - Jones 14 yd. pass from Carr (Carlson kick)
 CIN - McPherson 43 yd. FG
 LV - Carlson 34 yd. FG
 CIN - McPherson 28 yd. FG
 LV - Carlson 28 yd. FG



AP ALL-LEAGUE SELECTIONS

1960	All-AFL (1): Center Jim Otto
1961	All-AFL (1): Center Jim Otto
1962	All-AFL (2): Center Jim Otto, defensive back Fred Williamson.
1963	All-AFL (6): Running back Clem Daniels, linebacker Archie Matsos, safety Tommy Morrow, center Jim Otto, wide receiver Art Powell, cornerback Fred Williamson.
1964	All-AFL (1): Center Jim Otto.
1965	All-AFL (2): Cornerback Dave Grayson, center Jim Otto.
1966	All-AFL (2): Running back Clem Daniels, cornerback Kent McCloughan.
1967	All-AFL (6): Tight end Billy Cannon, defensive end Ben Davidson, defensive tackle Tom Keating, quarterback Daryle Lamonica, cornerback Kent McCloughan, center Jim Otto.
1968	All-AFL (6): Tackle Dan Birdwell, cornerback Willie Brown, running back Hewritt Dixon, safety Dave Grayson, center Jim Otto, guard Gene Upshaw.
1969	All-AFL (7): Wide receiver Fred Biletnikoff, cornerback Willie Brown, safety Dave Grayson, quarterback Daryle Lamonica, center Jim Otto, tackle Harry Schuh, guard Gene Upshaw.
1970	ALL-PRO FIRST TEAM (2): Center Jim Otto, guard Gene Upshaw.
1971	ALL-PRO FIRST TEAM (1): Cornerback Willie Brown.
1972	ALL-PRO FIRST TEAM (1): Wide receiver Fred Biletnikoff. ALL-PRO SECOND TEAM (4): Tackle Bob Brown, cornerback Willie Brown, center Jim Otto, guard Gene Upshaw.
1973	ALL-PRO FIRST TEAM (1): Cornerback Willie Brown.
1974	ALL-PRO FIRST TEAM (4): Wide receiver Cliff Branch, Tackle Art Shell, quarterback Ken Stabler, guard Gene Upshaw. ALL-PRO SECOND TEAM (2): Defensive tackle Otis Sistrunk, safety Jack Tatum.
1975	ALL-PRO FIRST TEAM (1): Wide receiver Cliff Branch. ALL-PRO SECOND TEAM (3): Tackle Art Shell, guard Gene Upshaw, linebacker Phil Villapiano.
1976	ALL-PRO FIRST TEAM (2): Wide receiver Cliff Branch, tight end Dave Casper. ALL-PRO SECOND TEAM (3): Linebacker Ted Hendricks, quarterback Ken Stabler, guard Gene Upshaw.
1977	ALL-PRO FIRST TEAM (4): Tight end Dave Casper, punter Ray Guy, tackle Art Shell, guard Gene Upshaw. ALL-PRO SECOND TEAM (2): Kicker Errol Mann, running back Mark van Eeghen.
1978	ALL-PRO FIRST TEAM (2): Tight end Dave Casper, punter Ray Guy. ALL-PRO SECOND TEAM (1): Tackle Art Shell.
1979	ALL-PRO FIRST TEAM (1): Tight end Dave Casper.
1980	ALL-PRO FIRST TEAM (2): Cornerback Lester Hayes, linebacker Ted Hendricks. ALL-PRO SECOND TEAM (1): Punter Ray Guy.
1982	ALL-PRO FIRST TEAM (2): Running back Marcus Allen, linebacker Ted Hendricks.
1983	ALL-PRO FIRST TEAM (1): Tight end Todd Christensen. ALL-PRO SECOND TEAM (4): Cornerback Lester Hayes, defensive end Howie Long, linebacker Rod Martin, safety Vann McElroy.
1984	ALL-PRO FIRST TEAM (3): Cornerback Mike Haynes, defensive end Howie Long, linebacker Rod Martin. ALL-PRO SECOND TEAM (2): Running back Marcus Allen, tight end Todd Christensen.
1985	ALL-PRO FIRST TEAM (4): Running back Marcus Allen, tight end Todd Christensen, cornerback Mike Haynes, defensive end Howie Long.
1986	ALL-PRO FIRST TEAM (1): Nose tackle Bill Pickel. ALL-PRO SECOND TEAM (1): Tight end Todd Christensen.
1990	ALL-PRO SECOND TEAM (2): Defensive end Greg Townsend, guard Steve Wisniewski.
1991	ALL-PRO FIRST TEAM (4): Punter Jeff Gossett, kicker Jeff Jaeger, safety Ronnie Lott, guard Steve Wisniewski. ALL-PRO SECOND TEAM (1): Defensive end Greg Townsend.
1992	ALL-PRO FIRST TEAM (1): Guard Steve Wisniewski.
1993	ALL-PRO SECOND TEAM (1): Guard Steve Wisniewski.
1994	ALL-PRO SECOND TEAM (3): Cornerback Terry McDaniel, defensive tackle Chester McGlockton, guard Steve Wisniewski.
1995	ALL-PRO FIRST TEAM (1): Defensive tackle Chester McGlockton. ALL-PRO SECOND TEAM (2): Cornerback Terry McDaniel, guard Steve Wisniewski.
1996	ALL-PRO SECOND TEAM (2): Defensive tackle Chester McGlockton, guard Steve Wisniewski.
1998	ALL-PRO FIRST TEAM (1): Defensive tackle Darrell Russell.
1999	ALL-PRO FIRST TEAM (1): Cornerback Charles Woodson. ALL-PRO SECOND TEAM (1): Defensive tackle Darrell Russell.
2000	ALL-PRO FIRST TEAM (2): Quarterback Rich Gannon, punter Shane Lechler. ALL-PRO SECOND TEAM (2): Guard Steve Wisniewski, cornerback Charles Woodson.
2001	ALL-PRO SECOND TEAM (2): Tackle Lincoln Kennedy, punter Shane Lechler.
2002	ALL-PRO FIRST TEAM (4): Quarterback Rich Gannon, tackle Lincoln Kennedy, center Barret Robbins, cornerback Rod Woodson. ALL-PRO SECOND TEAM (1): Wide receiver Jerry Rice.
2003	ALL-PRO FIRST TEAM (1): Punter Shane Lechler.
2004	ALL-PRO FIRST TEAM (1): Punter Shane Lechler.
2005	ALL-PRO SECOND TEAM (1): Defensive end Derrick Burgess.
2006	ALL-PRO SECOND TEAM (1): Cornerback Nnamdi Asomugha.
2007	ALL-PRO SECOND TEAM (1): Punter Shane Lechler.
2008	ALL-PRO FIRST TEAM (2): Cornerback Nnamdi Asomugha, punter Shane Lechler.
2009	ALL-PRO FIRST TEAM (1): Punter Shane Lechler. ALL-PRO SECOND TEAM (1): Cornerback Nnamdi Asomugha
2010	ALL-PRO FIRST TEAM (2): Cornerback Nnamdi Asomugha, punter Shane Lechler. ALL-PRO SECOND TEAM (1): Safety Michael Huff.
2011	ALL-PRO SECOND TEAM (3): Kicker Sebastian Janikowski, punter Shane Lechler, defensive tackle Richard Seymour.
2013	ALL-PRO SECOND TEAM (1): Fullback Marcel Reece.
2015	ALL-PRO FIRST TEAM (1): Defensive end and outside linebacker Khalil Mack. ALL-PRO SECOND TEAM (1): Safety Charles Woodson.
2016	ALL-PRO FIRST TEAM (2): Edge rusher Khalil Mack, left guard Kelechi Osemele. ALL-PRO SECOND TEAM (1): Punter Marquette King.
2019	ALL-PRO SECOND TEAM (1): Center Rodney Hudson.
2021	ALL-PRO FIRST TEAM (1): Punter AJ Cole ALL-PRO SECOND TEAM (2): Defensive End Maxx Crosby, K Daniel Carlson
2022	ALL-PRO FIRST TEAM (3): Wide receiver Davante Adams, running back Josh Jacobs, kicker Daniel Carlson

Most Valuable Player

1970	QB/K George Blanda (Maxwell Club Bert Bell Award)
1974	QB Ken Stabler (AP)
1976	QB Ken Stabler (Maxwell Club Bert Bell Award)
1985	RB Marcus Allen (AP, PFWA)
2000	QB Rich Gannon (Maxwell Club Bert Bell Award)
2002	QB Rich Gannon (AP, PFWA)

Offensive Player of the Year

1974	QB Ken Stabler (AP)
1985	RB Marcus Allen (AP)
2002	QB Rich Gannon (PFWA)

Defensive Player of the Year

1980	CB Lester Hayes (AP)
2016	DE Khalil Mack (AP, PFWA)

Rookie of the Year

1982	RB Marcus Allen (PFWA, NEA)
1987	RB Bo Jackson (NEA)

Offensive Rookie of the Year

1982	RB Marcus Allen (AP)
2019	RB Josh Jacobs (PFWA)

Defensive Rookie of the Year

1998	CB Charles Woodson (AP, PFWA)
------	-------------------------------

Comeback Player of the Year

1980	QB Jim Plunkett
------	-----------------

AFL Player of the Year

1963	RB Clem Daniels (Sporting News)
1967	QB Daryle Lamonica (AP, UPI)
1969	QB Daryle Lamonica (AP, UPI)

Executive of the Year

2002	Bruce Allen (Sporting News)
2002	Al Davis (PFWA)
2016	Reggie McKenzie (PFWA, Sporting News)

Coach of the Year

1963	Al Davis (AP, UPI, Sports Illustrated)
1967	John Rauch (PFWA)
1969	John Madden (PFWA)
1982	Tom Flores (PFWA)
1990	Art Shell (PFWA, Maxwell Club Greasy Neale Award)
2016	Jack Del Rio (Maxwell Club Greasy Neale Award)

AFC Coach of the Year

1990	Art Shell (NFL 101)
2000	Jon Gruden (NFL 101)
2016	Jack Del Rio (NFL 101)

AFC Offensive Player of the Year

1969	QB Daryle Lamonica (NFL 101)
1970	QB/K George Blanda (NFL 101)
1974	QB Ken Stabler (NFL 101)
1985	RB Marcus Allen (NFL 101)
2000	QB Rich Gannon (NFL 101)
2002	QB Rich Gannon (NFL 101)

AFC Defensive Player of the Year

1980	CB Lester Hayes (NFL 101)
2016	DE Khalil Mack (NFL 101)

Super Bowl MVP

XI	WR Fred Biletnikoff
XV	QB Jim Plunkett
XVIII	RB Marcus Allen

Walter Payton Man of the Year

1974	QB/K George Blanda
------	--------------------

Art Rooney Award

2016	S Charles Woodson
------	-------------------

AFC Offensive Player of the Month

1990	QB Jay Schroeder	Dec.
1993	WR Tim Brown	Dec.-Jan.
2001	QB Rich Gannon	Nov.
2021	QB Derek Carr	Sept.

AFC Defensive Player of the Month

1990	DE Greg Townsend	Sept.
1991	S Ronnie Lott	Nov.
1993	DE Anthony Smith	Sept.
1998	CB Eric Allen	Oct.
2000	CB Eric Allen	Dec.
2002	S Rod Woodson	Sept.
2006	DE Derrick Burgess	Oct.
2007	LB Kirk Morrison	Sept.
2015	S Charles Woodson	Oct.
2016	DE Khalil Mack	Nov.

AFC Special Teams Player of the Month

1993	K Jeff Jaeger	Dec.-Jan.
2001	K Sebastian Janikowski	Sept.
2008	KR Justin Miller	Dec.
2010	KR Jacoby Ford	Nov.
2011	K Sebastian Janikowski	Sept.
	K Sebastian Janikowski	Nov.
2012	K Sebastian Janikowski	Oct.
2020	K Daniel Carlson	Dec.-Jan.

NFL Offensive Rookie of the Month

2019	RB Josh Jacobs	Oct.
	RB Josh Jacobs	Nov.

NFL Defensive Rookie of the Month

1998	CB Charles Woodson	Dec.
------	--------------------	------

AFC Offensive Player of the Week

1984	RB Marcus Allen	Week 4
	QB Marc Wilson	Week 8
1985	RB Marcus Allen	Week 12
1986	QB Marc Wilson	Week 4
1987	RB Bo Jackson	Week 12
1989	TE Mike Dyal	Week 13
1992	QB Vince Evans	Week 17
1993	WR Tim Brown	Week 14
	QB Jeff Hostetler	Week 18
1994	WR Tim Brown	Week 8
	QB Jeff Hostetler	Week 14
1995	QB Jeff Hostetler	Week 2
	QB Vince Evans	Week 8
1996	QB Jeff Hostetler	Week 7
1997	RB Napoleon Kaufman	Week 8
	WR Tim Brown	Week 17
1999	WR Tim Brown	Week 7
	QB Rich Gannon	Week 10
2000	WR Tim Brown	Week 6
	QB Rich Gannon	Week 10
2001	QB Rich Gannon	Week 10
2002	QB Rich Gannon	Week 10
2005	RB LaMont Jordan	Week 7
2007	QB Daunte Culpepper	Week 4
2009	QB Bruce Gradkowski	Week 13
2010	RB Darren McFadden	Week 7
2011	RB Darren McFadden	Week 3
	RB Michael Bush	Week 10
2016	QB Derek Carr	Week 8
2017	WR Amari Cooper	Week 7
2022	RB Josh Jacobs	Week 12

AFC Defensive Player of the Week

1984	LB Rod Martin	Week 6
	CB Mike Haynes	Week 14
1985	S Vann McElroy	Week 5
1988	DE Greg Townsend	Week 14
1989	S Eddie Anderson	Week 8
1990	LB Riki Ellison	Week 15
1991	CB Lionel Washington	Week 7
	S Ronnie Lott	Week 8
1992	CB Terry McDaniel	Week 6
	DE Anthony Smith	Week 7



S Charles Woodson - 2015 Art Rooney Sportsmanship Award

1993	DE Anthony Smith	Week 1
1994	CB Terry McDaniel	Week 3
	CB Terry McDaniel	Week 6
1995	DE Pat Swilling	Week 4
	LB Mike Jones	Week 6
	DE Pat Swilling	Week 10
2000	LB William Thomas	Week 4
	CB Eric Allen	Week 15
2001	LB William Thomas	Week 11
	LB William Thomas	Week 14
2002	CB Philip Buchanon	Week 5
	DE Trace Armstrong	Week 16
2003	CB Philip Buchanon	Week 11
	DT Rod Coleman	Week 15
2006	DE Derrick Burgess	Week 7
2010	S Michael Huff	Week 5
	LB Kamerion Wimbley	Week 17
2012	DE Lamarr Houston	Week 7
2013	S Charles Woodson	Week 5
2014	S Charles Woodson	Week 12
2015	DE Khalil Mack	Week 14
2016	DE Khalil Mack	Week 9
	DE Khalil Mack	Week 12
	LB Bruce Irvin	Week 15
2019	DE Maxx Crosby	Week 11
2020	S Jeff Heath	Week 10
2021	DE Maxx Crosby	Week 1
	DE Maxx Crosby	Week 18
	DE Yannick Ngakoue	Week 7
2022	DE Chandler Jones	Week 13

AFC Special Teams Player of the Week

1993	K Jeff Jaeger	Week 16
	K Jeff Jaeger	Week 18
1994	PR Tim Brown	Week 12
	K Jeff Jaeger	Week 15
1998	P Leo Araguz	Week 6
2000	K Sebastian Janikowski	Week 9
	P Shane Lechler	Week 12
	P Shane Lechler	Week 15
2001	PR Tim Brown	Week 13
2004	P Shane Lechler	Week 2
	T Langston Walker	Week 12
2005	K Sebastian Janikowski	Week 4
2008	K Sebastian Janikowski	Week 7
	PR Johnnie Lee Higgins	Week 12
2010	KR Jacoby Ford	Week 9
	KR Jacoby Ford	Week 16
2011	K Sebastian Janikowski	Week 1
	K Sebastian Janikowski	Week 5
	KR Jacoby Ford	Week 6
	K Sebastian Janikowski	Week 12
	DT Richard Seymour	Week 16
2012	K Sebastian Janikowski	Week 15
2015	P Marquette King	Week 16
2016	P Marquette King	Week 7
2017	K Giorgio Tavecchio	Week 1
2018	WR/RS Dwayne Harris	Week 4
	K Daniel Carlson	Week 11
	WR/RS Dwayne Harris	Week 16
2020	K Daniel Carlson	Week 1
	DE Maxx Crosby	Week 17
2021	K Daniel Carlson	Week 2
	K Daniel Carlson	Week 12
	K Daniel Carlson	Week 17
	K Daniel Carlson	Week 18

NFL Playoff Offensive Player of the Week

2001	WR Jerry Rice (Wild Card)
2002	QB Rich Gannon (Championship)

NFL Playoff Defensive Player of the Week

2000	CB Tory James (Divisional)
------	----------------------------

NFL Playoff Special Teams Player of the Week

2002	LB Tim Johnson (Divisional)
	K Sebastian Janikowski (Championship)

Commitment to Excellence Award

1967	QB Daryle Lamonica
1968	C Jim Otto
1969	CB Willie Brown
1970	QB/K George Blanda
1971	C Jim Otto
1972	RB Marv Hubbard
1973	QB Ken Stabler
1974	QB Ken Stabler
1975	RB Pete Banaszak
1976	QB Ken Stabler
1977	RB Mark Van Eeghen
1978	TE Dave Casper
1979	TE Raymond Chester
1980	LB Ted Hendricks
1981	LB Rod Martin
1983	LB Rod Martin
1984	RB Marcus Allen
1985	RB Marcus Allen
1986	DT Bill Pickel
1987	RB Marcus Allen
1988	RB Marcus Allen
1989	DE Greg Townsend
1990	DE Greg Townsend
1991	S Ronnie Lott
1992	RB Marcus Allen
	CB Terry McDaniel
1993	WR Tim Brown
1994	CB Terry McDaniel
1995	WR Tim Brown
1996	QB Jeff Hostetler
1997	WR Tim Brown
	QB Jeff George
	DT Russell Maryland
1998	LB Greg Biekert
1999	WR Tim Brown
2000	QB Rich Gannon
2001	WR Tim Brown
	G Steve Wisniewski
2002	WR Tim Brown
2003	WR Jerry Rice
2004	WR Ronald Curry
	OL Barry Sims
2005	DE Derrick Burgess
2006	CB Nnamdi Asomugha
2007	RB Justin Fargas
2008	CB Nnamdi Asomugha
2009	RB Justin Fargas
	TE Zach Miller
2010	RB Rock Cartwright
2011	RB Rock Cartwright
2012	LS Jon Condo
2013	FB Marcel Reece
2014	S Charles Woodson
2015	S Charles Woodson
2016	QB Derek Carr
2017	C Rodney Hudson
2018	C Rodney Hudson
2019	C Rodney Hudson
2020	C Rodney Hudson
2021	DE Maxx Crosby
2022	DE Maxx Crosby

Ed Block Courage Award

1984	C/G Dave Dalby
1985	QB Marc Wilson
1986	RB Frank Hawkins
1987	LB Jerry Robinson
1988	RB Marcus Allen
1989	DB Lionel Washington
1990	WR Tim Brown
1991	T Steve Wright
1992	G Todd Peat
1993	LB Winston Moss
1994	QB Jeff Hostetler
1995	OL Don Mosebar
1996	CB Terry McDaniel
1997	T Pat Harlow
1998	RB Harvey Williams
1999	CB Eric Allen
2000	T Matt Stinchcomb
2001	RB Randy Jordan
2002	WR Jerry Porter
2003	C Barret Robbins
2004	LB Sam Williams
2005	DB Jarrod Cooper
2006	WR Ronald Curry
2007	RB Justin Fargas
2008	C/G Jake Grove
2009	S Tyvon Branch
2010	G Robert Gallery
2011	DE Trevor Scott
2012	LB Travis Goethel
2013	T Khalif Barnes
2014	CB DJ Hayden
2015	WR Rod Streater
2016	LS Jon Condo
2017	QB Derek Carr
2018	TE Jared Cook
2019	G/T Denzelle Good
2020	G Gabe Jackson
2021	DT Solomon Thomas
2022	RB Josh Jacobs

Raiders in the Bay Area Sports Hall of Fame

1986	Jim Otto
1989	George Blanda
1990	Fred Biletnikoff
1991	John Madden
1992	Jim Plunkett
1994	Bill Walsh
1996	Gene Upshaw
1998	Art Shell
1999	Ronnie Lott
2000	Ken Stabler
2001	Willie Brown
2007	Jerry Rice
2008	Roger Craig, Ray Guy
2009	Dave Casper
2010	Al Davis
2012	Tom Flores
2013	Tim Brown
2016	Raymond Chester

ALL-TIME PRO BOWL

1961 (3)	RB Alan Miller C Jim Otto CB Fred Williamson
1962 (2)	C Jim Otto CB Fred Williamson
1963 (8)	DT Dave Costa RB Clem Daniels QB Cotton Davidson G Wayne Hawkins LB Archie Matos C Jim Otto WR Art Powell CB Fred Williamson
1964 (4)	RB Clem Daniels G Wayne Hawkins C Jim Otto WR Art Powell
1965 (5)	RB Clem Daniels DB Dave Grayson G Wayne Hawkins C Jim Otto WR Art Powell
1966 (12)	LB Dan Conners RB Clem Daniels DE Ben Davidson RB Hewritt Dixon QB Tom Flores DB Dave Grayson G Wayne Hawkins DT Tom Keating DE Isaac Lassiter CB Kent McCloughan C Jim Otto WR Art Powell
1967 (13)	WR Fred Biletnikoff K George Blanda CB Willie Brown LB Dan Conners DE Ben Davidson RB Hewritt Dixon G Wayne Hawkins DT Tom Keating QB Daryle Lamonica CB Kent McCloughan C Jim Otto T Harry Schuh CB Nemiah Wilson
1968 (9)	CB George Atkinson DT Dan Birdwell CB Willie Brown LB Dan Conners DE Ben Davidson RB Hewritt Dixon C Jim Otto G Gene Upshaw WR Warren Wells
1969 (9)	CB George Atkinson WR Fred Biletnikoff CB Willie Brown TE Billy Cannon DB Dave Grayson QB Daryle Lamonica LB Gus Otto C Jim Otto T Harry Schuh
1970 (8)	WR Fred Biletnikoff CB Willie Brown TE Raymond Chester RB Hewritt Dixon QB Daryle Lamonica C Jim Otto T Harry Schuh WR Warren Wells
1971 (6)	WR Fred Biletnikoff T Bob Brown CB Willie Brown TE Raymond Chester RB Marv Hubbard C Jim Otto
1972 (7)	CB Willie Brown TE Raymond Chester RB Marv Hubbard QB Daryle Lamonica C Jim Otto T Art Shell G Gene Upshaw
1973 (9)	WR Fred Biletnikoff CB Willie Brown P Ray Guy RB Marv Hubbard T Art Shell QB Ken Stabler S Jack Tatum G Gene Upshaw LB Phil Villapiano
1974 (9)	WR Fred Biletnikoff WR Cliff Branch P Ray Guy T Art Shell DT Otis Sistrunk QB Ken Stabler S Jack Tatum G Gene Upshaw LB Villapiano

1975 (6)	WR Cliff Branch P Ray Guy T Art Shell S Jack Tatum* G Gene Upshaw LB Phil Villapiano
1976 (7)	WR Cliff Branch TE Dave Casper P Ray Guy T Art Shell QB Ken Stabler* G Gene Upshaw LB Phil Villapiano
1977 (8)	WR Cliff Branch TE Dave Casper C Dave Dalby P Ray Guy T Art Shell QB Ken Stabler G Gene Upshaw RB Mark van Egthen
1978 (3)	TE Dave Casper P Ray Guy T Art Shell
1979 (2)	TE Dave Casper TE Raymond Chester
1980 (5)	P Ray Guy CB Lester Hayes LB Ted Hendricks RB Kenny King* T Art Shell
1981 (2)	CB Lester Hayes LB Ted Hendricks
1982 (3)	RB Marcus Allen CB Lester Hayes LB Ted Hendricks
1983 (8)	TE Todd Christensen CB Lester Hayes LB Ted Hendricks T Henry Lawrence DE Howie Long LB Rod Martin S Vann McElroy KR Greg Pruitt
1984 (8)	RB Marcus Allen TE Todd Christensen CB Lester Hayes CB Mike Haynes T Henry Lawrence DE Howie Long LB Rod Martin S Vann McElroy
1985 (4)	RB Marcus Allen TE Todd Christensen CB Mike Haynes DE Howie Long
1986 (5)	RB Marcus Allen* TE Todd Christensen CB Mike Haynes DE Howie Long C Don Mosebar
1987 (3)	RB Marcus Allen TE Todd Christensen DE Howie Long
1988 (2)	WR Tim Brown LB Matt Millen
1989 (1)	DE Howie Long
1990 (4)	RB Bo Jackson* C Don Mosebar DE Greg Townsend G Steve Wisniewski
1991 (8)	WR Tim Brown P Jeff Gossett TE Ethan Horton K Jeff Jaeger S Ronnie Lott C Don Mosebar DE Greg Townsend G Steve Wisniewski
1992 (3)	DE Howie Long CB Terry McDaniel G Steve Wisniewski*
1993 (5)	WR Tim Brown DE Howie Long CB Terry McDaniel C Max Montoya G Steve Wisniewski
1994 (6)	WR Tim Brown G Kevin Gogan QB Jeff Hostetler CB Terry McDaniel DT Chester McGlockton G Steve Wisniewski*

1995 (4)	WR Tim Brown CB Terry McDaniel DT Chester McGlockton G Steve Wisniewski
1996 (3)	WR Tim Brown CB Terry McDaniel DT Chester McGlockton
1997 (3)	WR Tim Brown DT Chester McGlockton G Steve Wisniewski
1998 (2)	DT Darrell Russell CB Charles Woodson
1999 (4)	WR Tim Brown QB Rich Gannon DT Darrell Russell* CB Charles Woodson
2000 (4)	QB Rich Gannon T Lincoln Kennedy G Steve Wisniewski CB Charles Woodson
2001 (5)	WR Tim Brown QB Rich Gannon T Lincoln Kennedy P Shane Lechler CB Charles Woodson
2002 (5)	QB Rich Gannon T Lincoln Kennedy WR Jerry Rice C Barrell Robbins* CB Rod Woodson*
2004 (1)	P Shane Lechler
2005 (1)	DE Derrick Burgess
2006 (2)	CB Nnamdi Asomugha* DE Derrick Burgess
2007 (1)	P Shane Lechler
2008 (2)	CB Nnamdi Asomugha P Shane Lechler
2009 (3)	CB Nnamdi Asomugha LS Jon Condo P Shane Lechler
2010 (4)	CB Nnamdi Asomugha P Shane Lechler TE Zach Miller DT Richard Seymour*
2011 (4)	LS Jon Condo K Sebastian Janikowski P Shane Lechler DT Richard Seymour
2012 (1)	FB Marcel Reece
2013 (1)	FB Marcel Reece
2014 (1)	FB Marcel Reece
2015 (6)	QB Derek Carr WR Amari Cooper DE Khalil Mack RB Latavius Murray FB Marcel Reece* S Charles Woodson
2016 (7)	QB Derek Carr* WR Amari Cooper* C Rodney Hudson DE Khalil Mack* S Reggie Nelson G Kelechi Osemele T Donald Penn*
2017 (5)	QB Derek Carr C Rodney Hudson DE Khalil Mack* G/T Kelechi Osemele T Donald Penn*
2018 (1)	TE Jared Cook
2019 (2)	T Trent Brown* C Rodney Hudson
2020 (2)	RB Josh Jacobs** TE Darren Waller**
2021 (4)	P AJ Cole DE Maxx Crosby LB Denzel Perryman WR Hunter Renfrow
2022 (5)	WR Davante Adams QB Derek Carr P AJ Cole DE Maxx Crosby RB Josh Jacobs

AFL All-Star Game, 1961-69; Pro Bowl, 1970-1987
 * - Selected but did not play
 ** - Selected but the game did not occur due to COVID-19



1979 - RON MIX

Raiders offensive tackle, 1971; pro football veteran, 1960-1969, 1971

Inducted into Pro Football Hall of Fame on July 28, 1979... Played 11 pro seasons, 10 with the Los Angeles/San Diego Chargers and one with the Oakland Raiders... Became the first player to have worn a Raider uniform inducted into the Pro Football Hall of Fame... Was the second player from the American Football League (AFL) to be enshrined in Canton, following former teammate Lance Alworth... Elected to the AFL All-Star team in eight straight seasons... A nine-time All-AFL selection... Named to the all-time AFL first team, and is one of only 20 individuals who played the entire 10 years of the AFL... Played in 142 career games... Flagged for just two holding penalties in... Played in five of the first six AFL Championship games, helping lead Chargers to 1963 title... Retired after the 1969 season, but returned to football in 1971 following a trade to the Raiders... Played in 12 games with four starts for the Silver & Black... Earned All-American honors in 1959 as a lineman at USC... Selected by the Baltimore Colts as the 10th overall pick

in the 1960 NFL Draft... Also chosen in the first round of the 1960 AFL Draft by the Boston Patriots and was traded to the Chargers... Named to the International Jewish Sports Hall of Fame in 1980.

1980 - JIM OTTO

Raiders center, 1960-74; pro football veteran, 1960-74

Inducted into Pro Football Hall of Fame on Aug. 2, 1980... The only All-League center the American Football League ever had (1960-69)... Chosen to Hall of Fame AFL All-Star Team of the Decade... Named the All-American Football Conference center for three more seasons, 1970-72... Started 210 consecutive league games, most in Raiders history... Including pre-season, postseason and all-star games, played in 308 games as a Raider... Last of the original Raiders... Participated in nine AFL All-Star Games and in the first three AFC-NFC Pro Bowls... During his 15-year career, the Raiders won seven division championships and the AFL Championship in 1967... Twice winner of the Gorman Award (1968 and 1971) as "Player Who Best Exemplifies the Pride and Spirit of the Oakland Raiders"... Selected to AFL-NFL 25-year All-Star Team... Third AFL player inducted into Hall of Fame... Elected to the Hall of Fame in his first year of eligibility... Rejoined Raiders front office in special projects in 1995.



1981 - GEORGE BLANDA

Raiders quarterback/kicker, 1967-75; pro football veteran, 1949-75

Inducted into Pro Football Hall of Fame on Aug. 1, 1981... The first player and one of only two in history to celebrate a Silver Anniversary in pro football, ending his NFL career in 1975 with an all-time high 26 seasons... Set NFL record with 2,002 career points... Completed 1,911 career passes for 26,920 yards and threw for 236 touchdowns... Played in 224 straight games, 340 overall... At time of retirement, was Raiders all-time scoring leader with 863 points... Led NFL eight times in extra points scored in a season, including 64 in 1961... Missed only 16 of 959 extra point attempts in 26 years... Kicked 335 field goals, including nine of 50 yards or more... Memorable 1970 feat included leading Oakland to four wins, one tie with last-second touchdown passes or field goals — at age 43... 1970 Gorman Award winner as "Player Who Best Exemplifies the Pride and Spirit of the Oakland Raiders"... Set Raider single-season scoring record with 117 points in 1968... Played in 11 championship games, seven with Raiders... Played on three AFL Championship teams, one with Oakland, two with Houston... Named to AFL-NFL 25-year All-Star Team... Chosen for the Hall of Fame in his first year of eligibility.

1984 - WILLIE BROWN

Raiders cornerback, 1967-78, pro football veteran, 1963-78

Inducted into Pro Football Hall of Fame on July 28, 1984... Shares Raider all-time lead in interceptions with 39... All-Pro seven times, played in five AFL All-Star Games and four NFL Pro Bowls... Named to All-Time AFL team at cornerback in 1969... Played in three AFL and six AFC Championship Games with Raiders, plus Super Bowls II and XI... Set Super Bowl record with 75-yard interception return for touchdown against Minnesota in Super Bowl XI... Had two other postseason interception returns for touchdowns — against Miami in 1970 and Pittsburgh in 1973... Intercepted at least one pass for a then-NFL record 16 straight seasons... Intercepted 54 passes in career, with 472 return yards, two touchdowns... Tied NFL record with four interceptions against N.Y. Jets on Nov. 15, 1964... Played in 205 games... MVP in 1965 AFL All-Star Game... Winner of 1968 Gorman Award as "Player Who Best Exemplifies the Pride and Spirit of the Oakland Raiders"... Raiders defensive captain for 10 years... Selected to AFL-NFL 25-year All-Star Team... Chosen to the Hall of Fame in first year of eligibility... Originally signed as free agent by Houston Oilers, played four seasons with Denver Broncos... Served as Raiders defensive backfield coach from 1979-88 and was on staff for Super Bowl XV and XVIII wins... Head football coach at Long Beach State in 1991 and at L.A. Jordan High School in 1994... Inducted to Louisiana Sports Hall of Fame in 1992 and Mississippi Sports Hall of Fame in 1994... Rejoined Raiders in 1995 as director of squad development and returned to on-field coaching until retiring as a position coach... Also served on Raiders football operations staff.





1987 - GENE UPSHAW

Raiders guard, 1967-82; pro football veteran, 1967-82


Inducted into Pro Football Hall of Fame on Aug. 8, 1987...All-Pro or All-Conference eight times, played in six Pro Bowls and one AFL All-Star Game...Games played (217) is third-most in team history...Missed only one league game in career...207 consecutive league games and starts are both second on Raiders list...First player in NFL history to participate in Super Bowls in three different decades (after 1967, 1976 and 1980 seasons)...Holds Raider all-time record with 24 playoff game starts...Offensive team captain for nine years (1973-81)...Only second guard inducted into Pro Football Hall of Fame...During 15-year pro career, the Raiders made 11 playoff appearances, won eight division titles, one AFL Championship, two AFC titles and two World Championships of Professional Football...Named to AFL-NFL 25-year All-Star, NFL 75th Anniversary All-Time and

All-Monday Night Teams...Chosen to the Hall of Fame in first year of eligibility...Served as executive director of NFL Players Association from 1983 until his passing in 2008.

1988 - FRED BILETNIKOFF

Raiders wide receiver, 1965-78; pro football veteran, 1965-78

Inducted into Pro Football Hall of Fame on July 30, 1988...No. 2 all-time in history of Silver & Black with 589 career catches...Ranked fourth on the NFL all-time receiving list at time of retirement...No. 2 among all-time Raiders in receiving yards (8,974) and receiving touchdowns (76)...Also caught 70 passes for 1,167 yards and 10 touchdowns in postseason games, ranking second on all-time NFL list upon retirement...Played in three AFL title games, five AFC Championships and Super Bowls II and XI...MVP of Super Bowl XI with four catches for 79 yards...Held NFL record of 10 straight seasons with 40 or more receptions (1967-76)...Raiders leading receiver for six consecutive seasons (1968-73)...Led NFL in receiving with 61 catches in 1971, then led AFC in 1972 with 58...All-AFL in 1969, All-AFC in 1970, 1972 and 1973...Played in two AFL All-Star Games and four Pro Bowls...Played in 190 games in 14 seasons...Had 21, 100-yard receiving games...Had four, 100-yard receiving games in playoffs...Never played in a losing season with the Raiders...Originally selected in the second round of the 1965 AFL Draft after record-setting career at Florida State...Named to Walter Camp All-Century Team...Rejoined Raiders as wide receivers coach in 1989...Award in his name goes to nation's top collegiate wide receiver...Raiders wide receivers coach from 1989-94, handled quality control from 1995-96 and returned to coach receivers in 1997 until retiring from coaching following the 2006 season.



1989 - ART SHELL

Raiders tackle, 1968-82; pro football veteran, 1968-82

Inducted into Pro Football Hall of Fame on Aug. 5, 1989...All-American Football Conference selection six straight years from 1973-78...All-Pro in 1973, 1974 and 1977...Played in 207 league games, fourth-highest in history of Silver & Black...Selected to play in eight Pro Bowls, tied for second-most for Raiders, during career which spanned three decades...Played in 23 postseason contests, including eight AFL-AFC Championships and Raider victories in Super Bowls XI and XV...Credited with near-perfect performance in Raiders Super Bowl XI victory over Minnesota, limiting his Vikings opponent to no tackles, sacks or assists during 32-14 win...Played in first 156 games before missing five games due to preseason injury...Launched another streak of 51 straight games...Named to NFL All-Monday Night Team...Selected in third round of the 1968 AFL Draft after stellar career as a two-way lineman at Maryland-Eastern Shore...Raiders offensive line

coach after retiring as a player in 1982 until 1988, when he became head coach of the Silver & Black...Served as head coach of the Raiders until 1994 and re-joined the Silver & Black as head coach in 2006...Also served as an NFL assistant coach with Kansas City and Atlanta and was the NFL's senior vice president for football operations and development.

1990 - TED HENDRICKS

Raiders linebacker, 1975-83; NFL veteran, 1969-83

Inducted into Pro Football Hall of Fame on Aug. 4, 1990...Played in every game during 15 NFL seasons, including nine with Silver & Black...Played in 131 consecutive league games with Raiders, 215 in career, most by any linebacker in NFL history...Member of all three Raiders teams that won the World Championship of Professional Football (1976, 1980 and 1983)...Intercepted 26 passes for 332 yards and one touchdown while recovering 16 opponents fumbles...Shares NFL record for most safeties in pro career with four...Also shares postseason NFL record for most opponent's fumbles recovered in career with four...Scored three touchdowns in career — on a fumble recovery, interception return and return of blocked punt...Named All-AFC seven times, All-NFC once and played in eight AFC-NFC Pro Bowls...Second round pick in the 1969 Draft by Baltimore Colts...Was a member of Baltimore's Super Bowl V Championship team...Played for Colts before being traded to Green Bay in 1974, then joined Raiders as free agent in 1975...Three-time All-America linebacker/defensive end at the University of Miami...Named to the NFL 75th Anniversary All-Time team in 1994.





1992 - AL DAVIS

Scout, Assistant Coach, Head Coach, League Commissioner, Owner


Inducted into Pro Football Hall of Fame on Aug. 1, 1992...Went from assistant coach of the Los Angeles Chargers, to Head Coach and General Manager of the Raiders, to Commissioner of the American Football League and to Principal Owner and Chief Executive Officer of the Raiders, transforming the failing franchise into pro football's winningest team...In first season in Oakland, team went 10-4 in 1963 with Davis being named Coach of the Year by AP, UPI, Sports Illustrated, The Sporting News and his fellow coaches...Became the first sports figure ever honored by the Chamber of Commerce as Oakland's Young Man of the Year...In 1966, became Commissioner of the AFL at 36 and was acclaimed nationally as the driving force who brought on the historic merger between the NFL and AFL...He played a vital role in the development of the game as a participant in the prestigious NFL Competition Committee and the NFL Owners Executive Committee...Has been chosen by a record nine Pro Football Hall of Fame inductees to present them at the Canton, Ohio ceremony — Lance Alworth, Jim Otto, George Blanda, Willie Brown, Gene Upshaw, Fred Biletnikoff, Art Shell, Ted Hendricks and John Madden...Became the first recipient of the NFL Players Association's Retired Players Award of Excellence "for his

contributions to the men who played the game" in 1991...As a member of the Executive Committee of the NFL Management Council, was a major factor in achieving a collective bargaining agreement with the players... Was offensive ends coach of the Los Angeles Chargers from 1960-62, before being named Raiders Head Coach/General Manager at age 33...He attended Wittenberg College and Syracuse, earning a degree in English while playing football, basketball and baseball in 1950...Named line coach at Adelphi College in New York...His innovative technical football articles, published in the leading coaching magazines, gained him wide acclaim...Went into the U.S. Army, being assigned as head football coach at Ft. Belvoir, Va...There he molded a national power service team and capped one season by defeating Maryland, national collegiate football champions, in a squad game...On the staff of the Baltimore Colts in 1954, at age 24, concentrating on player personnel...During 1955-56, served as line coach and chief recruiter at The Citadel...Then spent three years at USC as line coach and in 1959, was also defensive coordinator.

1997 - MIKE HAYNES

Raiders cornerback, 1983-89; NFL veteran, 1976-89

Inducted into Pro Football Hall of Fame on July 26, 1997...Made nine Pro Bowl appearances in pro career...Credited with 46 career interceptions while playing with the Raiders and New England...Totaled 688 yards in interception returns and returned two interceptions for touchdowns in pro career...Tied for Raiders lead with three interceptions in 1988...Played in 43 consecutive games with Raiders before missing action in mid-season in 1986...Led league in interception return yards in 1984 with 220 yards on six interceptions, including single longest return of 97 yards at Miami...Had 13 career interceptions as a Raider...Joined Raiders in midseason 1983 trade with New England, played in final five league games plus three playoff wins...Had interception as Raiders downed Redskins in Super Bowl XVIII...Played out option with Patriots in 1982, completing seven seasons with New England...Made 58 consecutive starts with Patriots from 1976-79...Patriots top interceptor from 1976-78...New England's all-time punt return leader with 1,159 yards on 111 returns, a 10.4-yard average...Had two punt return touchdowns as a rookie in 1976, with runs of 89 and 62 yards...Also blocked and returned a field goal attempt for a 65-yard touchdown in 1980...Fifth player and first defensive back taken in 1976 Draft by New England...AFC Rookie of Year...All-Pro in 1978, 1982, 1984 and 1985 and All-Conference eight times...Named to NFL All-Time Team...All-America defensive back as junior and senior at Arizona State...Named MVP in 1976 Japan Bowl and 1973 Fiesta Bowl...Two-year letterman in track, winning conference long jump title one year and runner-up the other...Served as the NFL's Vice President of Player and Employee Development.



1999 - ERIC DICKERSON

Raiders running back, 1992; NFL veteran 1983-93

Inducted into Pro Football Hall of Fame on Aug. 7, 1999...Played 11 NFL seasons and made six Pro Bowl appearances in pro career...Began NFL career as first round pick, second selection overall, by L.A. Rams in 1983...Also played for Indianapolis Colts (1987-91), Los Angeles Raiders (1992) and Atlanta Falcons (1993)...Led Raiders in rushing in 1992 with 729 yards...Played 11 seasons, 146 games...Set NFL rookie season records for most rushing attempts — 390; most yards rushing — 1,808; most touchdowns rushing — 18...Set NFL records for rushing yards in a season — 2,105; 100-yard rushing performances — 12; and combined yards from scrimmage — 2,244 in 1984...Retired from NFL ranked third in career rushing yardage — 13,259...Established a playoff rushing yards record with 248 in 1985 NFC Divisional Playoff Game as a member of the Rams...In 1987, traded from Rams to Colts in blockbuster deal that also involved the Bills...Recorded a then-record seven consecutive

seasons with 1,000 yards rushing...Named NFL Player of the Year, 1984; NFL Offensive Player of the Year, 1986...All-Pro 1983, 1984, 1986, 1987 and 1988...All-NFC 1983, 1984 and 1986...All-AFC in 1987 and 1988...All-America, one of the best college runners in NCAA history...Rushed for 4,450 yards in four seasons at SMU.



2000 - HOWIE LONG

Raiders defensive end/defensive tackle, 1981-93; NFL veteran, 1981-93

Inducted into Pro Football Hall of Fame on July 29, 2000...Played 13 NFL seasons, all with the Raiders, and made eight Pro Bowl appearances in pro career...Moved into starting role with the Raiders beginning in the fifth game of the strike-shortened 1982 season, his second in the NFL...First or second team All-Pro choice in 1983, 1984, 1985, 1986 and 1989...Was also named All-AFC four times...In 1985, posted 10 sacks, with at least one in eight games and was selected as Raider Lineman's Club Defensive Lineman of the Year by his teammates...Although he missed much of the 1988 season due to injury, still managed to record three sacks and intercept the first pass of his career, which he returned 73 yards in a game against Houston...Member of the NFL's All-Decade Team of the 1980s, recorded 84 career sacks, not including 7.5 sacks in 1981 before the sack was an official NFL stat...Raiders second round pick in 1981 NFL Draft and the 48th player selected overall...Four-year letterman at Villanova and MVP in the 1980 Blue-Gray Game...Has served as a studio host for NFL pregame show on FOX since retiring from the NFL.

2000 - RONNIE LOTT

Raiders safety, 1991-92; NFL veteran, 1981-94

Inducted into Pro Football Hall of Fame on July 29, 2000...Played 14 NFL seasons — including two with the Raiders — at three positions — cornerback, free safety and strong safety and made 10 Pro Bowl appearances in pro career...Named All-Pro eight times, All-NFC six times and All-AFC once, selected to play in 10 Pro Bowls and was named to the NFL's 75th Anniversary Team...In his first NFL season, led a young secondary that helped the 49ers win Super Bowl XVI...Became the second rookie in NFL history to return three interceptions for touchdowns and finished second to Lawrence Taylor for Rookie of the Year honors...In 1986, played 14 games at the free safety position before an injury sidelined him for the final two games of the season...Still led the league with a career-most 10 interceptions, recorded 77 tackles, three forced fumbles and two sacks...During his career with the 49ers (1981-90), Los Angeles Raiders (1991-92) and the New York Jets (1993-94), recorded 63 career interceptions and twice led the league, including in 1991 with the Raiders when recorded eight...Surpassed the 1,000-career tackle mark in 1993 and had five seasons of at least 100 tackles...In his 10 seasons with the 49ers, San Francisco won eight NFC Western Division titles and four Super Bowls...In 20 playoff contests (all starts), he recorded nine interceptions, 89 tackles, one forced fumble, one fumble recovery and two touchdowns...San Francisco 49ers first round draft pick and the eighth player chosen overall in the 1981 NFL Draft following All-American college career at USC.



2002 - DAVE CASPER

Raiders tight end, 1974-80, 1984; NFL veteran, 1974-84

Inducted into Pro Football Hall of Fame on Aug. 3, 2002...Played 11 seasons in the NFL, seven-and-a-half with the Raiders...Named All-Pro and All-AFC four times and was selected to play in four Pro Bowls...Traded by Raiders to the Houston Oilers for first round and two second round draft picks midway through 1980 season, finished the season with 56 receptions and was named to his fifth Pro Bowl...In 1984, after a brief stint with the Minnesota Vikings, returned to the Raiders, finishing his career with 378 receptions for 5,216 yards and 52 touchdowns...member of Raiders Super Bowl XI-winning team...Outstanding blocker as well as receiver...Caught the game-winning 10-yard touchdown pass in 1977 double-overtime AFC playoff game...His infamous "Ghost to the Post," in reference to his 42-yard reception, set up the tying field goal at the end of

regulation...All-American as an offensive tackle in 1972 and an All-American tight end in 1973 at Notre Dame...Second round pick by the Raiders in the 1974 NFL Draft.



2003 - MARCUS ALLEN



Raiders running back, 1982-92; NFL veteran, 1982-97

Inducted into Pro Football Hall of Fame on Aug. 3, 2003...The 10th player selected in the 1982 NFL Draft by the Raiders...Played 16 NFL seasons, including 11 with the Los Angeles Raiders...Gained 12,243 yards rushing, 5,411 yards receiving and scored 145 touchdowns...1981 Heisman Trophy winner while at USC and NFL Rookie of the Year in 1982...During his 11 seasons with the Raiders, named to the Pro Bowl five times and added a sixth appearance in 1994 as a member of the Kansas City Chiefs...Raiders leading rusher seven consecutive years...Led the Raiders in receptions with 51 in 1987...Named MVP in Super Bowl XVIII when the Raiders defeated Washington 38-9 after rushing for 191 yards and scoring two touchdowns, one a then-Super Bowl record 74-yard run...1985 NFL MVP after leading the league with 1,759 rushing yards on 380 carries for a 4.6 yards per carry average and 11 touchdowns...Also caught 67 passes for 555 yards and three receiving touchdowns...In 1995, made NFL history when he became the first player in league history to rush for more than 10,000 yards and catch passes for 5,000 more...Completed 12 of 27 passes for 282 yards and six touchdowns during his career...In 15 career playoff games, carried the ball 267 times for 1,347 yards and 11 touchdowns, averaging 5.0 yards per carry...Also added 52 catches for 522 yards and two receiving touchdowns...At the time of his retirement following the 1997 season, held the single-season record for most rushing and receiving yards combined (2,314), ranked second in consecutive 100-yard games and was third in career-combined yardage.

2003 - JAMES LOFTON

Raiders wide receiver, 1987-88; NFL veteran, 1978-93

Inducted into Pro Football Hall of Fame on Aug. 3, 2003...Played two seasons for the Raiders after being acquired by trade in 1987...Entered NFL as No. 1 draft pick of Green Bay in 1978 and spent nine seasons with Packers...Later spent four seasons with the Buffalo Bills and also played for the L.A. Rams and Philadelphia Eagles in final NFL season...In 16 seasons, caught 764 passes for 14,004 yards — an 18.3-yard average per catch...His career reception yardage mark was an NFL-best at the time of his retirement, while his 43 games with 100 or more yards receiving ranked third...Recorded more than 50 catches in a season nine times...First NFL player to score a touchdown in the 1970s, 1980s and 1990s...Named All-Pro four times, All-NFC three times and selected to play in eight Pro Bowls...In 1991, at age 35, became the oldest player in league history to record 1,000 receiving yards in a season and recorded a career single-game best 220 receiving yards against Cincinnati...In 13 playoff game appearances, caught 41 passes for 759 yards and eight touchdowns, including a seven-reception game in Super Bowl XXVI...In three of those playoff games, recorded 100-yard plus performances...Won NCAA long jump title as a senior at Stanford...Coached Raiders wide receivers in 2008 after serving in same capacity for San Diego.



2004 - BOB BROWN

Raiders tackle, 1971-73; NFL veteran, 1964-73


Inducted into Pro Football Hall of Fame on Aug. 8, 2004...Played 10 pro seasons, his final three with the Raiders...First round draft pick (second overall) in the 1964 Draft by the Philadelphia Eagles...Participated in 126 games in pro career...Named first team All-NFL seven times...Earned NFL/NFC Offensive Lineman of the Year honors three times...Elected to six Pro Bowls — three with Eagles, two with Rams and one with Raiders...Named to the NFL's All-Decade Team of the 1960s...All-NFL seven of his 10 seasons with the Philadelphia Eagles (1964-68), L.A. Rams (1969-70) and Oakland Raiders (1971-73)...Two of the three years he did not make the All-NFL team, he was named second team All-NFL...In 1969, after five consecutive all-league seasons with the Eagles, was traded to Los Angeles and that year the Rams offensive line set an NFL record for protecting the passer...All-America guard at Nebraska, was also drafted in the first round in 1964 by the AFL's Denver Broncos...Voted college football's Lineman of the Year in 1963 by the Washington, D.C. Touchdown Club.

2006 - JOHN MADDEN

Raiders Head Coach/Assistant Coach, 1967-78

Inducted into Pro Football Hall of Fame on Aug. 5, 2006...Assistant coach with Allan Hancock College, 1960-61; head coach with Allan Hancock College, 1962-63; assistant coach with San Diego State, 1964-66; assistant coach with The Oakland Raiders, 1967-68; head coach with the Raiders, 1969-78...Regular season record: 103-32-7...Postseason record: 9-7...Overall record: 112-39-7...His .759 winning percentage during regular season ranks highest among coaches with 100 career victories...Youngest head coach in AFL when Raiders hired him in 1969 at age 32...AFL Coach of the Year in 1969 after leading Raiders to 12-1-1 record and AFL Western Division title...Under Madden, Oakland never suffered losing record...Led Raiders to Super Bowl XI victory...Team won 17 straight games between 1976-77 seasons, one short of NFL record at the time...After retiring as head coach, continued with Raiders handling Special Projects through 1987...Leading pro football analyst for NBC, ABC's "Monday Night Football," Fox and CBS...Retired from broadcasting in 2008.





2009 - ROD WOODSON

Raiders safety, 2002-03; NFL veteran 1987-2003

Inducted into Pro Football Hall of Fame on Aug. 8, 2009...Finished career with the Raiders from 2002-03, leading Oakland to the AFC title and appearance in Super Bowl XXXVII...Played in 238 games in 17 seasons with Pittsburgh, San Francisco, Baltimore and Oakland...Had 71 interceptions for NFL-record 1,483 career return yards... Added 2,362 yards on punt returns...Scored 17 career touchdowns, including NFL record 12 interception returns for scores...Six-time first team All-Pro choice (1989, 1990, 1992, 1993, 1994 and 2002)...One of five active players named to the NFL's 75th Anniversary Team in 1994...Named to the NFL All-Decade Team for the 1990s...Named NFL Defensive Player of the Year in 1993...Earned All-Pro honors as a cornerback, kick returner and safety... Selected to play in 11 Pro Bowls...Tied for NFL lead in interceptions with eight in 2002

as member of the Raiders...Played in three Super Bowls with three different teams, including Super Bowl XXX with the Steelers, Super Bowl XXXV with the Ravens and Super Bowl XXXVII with the Raiders... All-American cornerback at Purdue... 10th overall pick by Pittsburgh in the 1987 NFL Draft...Raiders assistant coach in 2011 and 2015-17.

2010 - JERRY RICE

Raiders wide receiver, 2001-04; NFL veteran, 1985-2004

Inducted into Pro Football Hall of Fame on Aug. 7, 2010...Played 20 NFL seasons, including four with the Oakland Raiders...Retired from professional football holding nearly every NFL career receiving record...Selected to play in 13 Pro Bowls...Named first team All-Pro 10 times...Played with the Raiders from 2001-04, helping lead Oakland to two playoff berths, an AFC title and an appearance in Super Bowl XXXVII... Played in 303 games in 20 seasons with San Francisco, Oakland and Seattle... Owner of 38 NFL career records at the time of his retirement...Set the all-time record for receptions (1,549), receiving yards (22,895), touchdown receptions (197), yards from scrimmage (23,540), all-purpose yards (23,546), combined rushing and receiving touchdowns (207) and total touchdowns (208)...Set single-season NFL records in receiving yards (1,848) and touchdown receptions (22)...Also set NFL marks with at least 50 receptions in 17 seasons, 1,000 receiving yards in 14 seasons, 76 games with at least 100 receiving yards, 13 consecutive games with at least one touchdown reception and 274 consecutive games with a reception... Played on three Super Bowl-winning teams as a member of the San Francisco 49ers...Named MVP of Super Bowl XXIII... Established career Super Bowl records in receptions (33), receiving yards (589), all-purpose yards (604) and touchdown receptions (eight)...Also set single-game Super Bowl records in receptions (11), receiving yards (215) and touchdowns (three, twice)...At time of retirement, played in an NFL-record 29 playoff games with the 49ers, Raiders and Seahawks...Set NFL postseason records in receptions (151), receiving touchdowns (22), receiving yards (2,245), eight games with at least 100 receiving yards and 28 consecutive playoff games with at least one reception...Named AP Offensive Player of the Year in 1987 and 1993...Tabbed for PFWA MVP honors in 1987...The MVP of the 1995 Pro Bowl...Garnered 1985 UPI NFC Rookie of the Year honors...Named to the NFL All-Decade Team for both the 1980s and 1990s...One of five active players to be named to the NFL's 75th Anniversary Team in 1994... All-American receiver at Mississippi Valley State... The 16th overall pick by the San Francisco 49ers in the 1985 NFL Draft.




2013 - WARREN SAPP

Raiders defensive lineman, 2004-07; NFL veteran, 1995-2007

Inducted into Pro Football Hall of Fame on Aug. 3, 2013...Played 13 NFL seasons, including his final four years with the Raiders...Saw action in 198 career games with the Tampa Bay Buccaneers and Raiders...Totaled 96.5 career sacks, the second most by an interior lineman in NFL history...Named All-Pro four times...Selected to seven straight Pro Bowls from 1997-2003...Part of two NFL All-Decade Teams (1990s and 2000s)...Named NFL Defensive Player of the Year in 1999 after posting 12.5 sacks and four forced fumbles...Set a Tampa Bay franchise record with 16.5 sacks in 2000...Played in nine postseason contests with the Buccaneers, including Super Bowl XXXVII...Played for the Silver & Black from 2004-07...Started all 58 games in which he appeared for Oakland...Totaled 19.5 sacks, one interception, four forced fumbles and three fumble recoveries with the Raiders...Recorded 10 sacks in 2006...Played three years at Miami (Fla.)...Recipient of the 1994 Lombardi Award, presented annually to the nation's top linebacker/lineman...First-team All-American selection as a junior...Named Big East Conference Defensive Player of the Year...Selected by the Buccaneers as the 12th overall pick in the 1995 NFL Draft.





2014 - RAY GUY

Raiders punter, 1973-86; NFL veteran, 1973-86

Inducted into Pro Football Hall of Fame on Aug. 2, 2014...First pure punter ever to enter the Hall of Fame...Revolutionized the position with his booming kicks, introduced the term “hang time” into the modern-day football lexicon and helped pioneer directional punting... Became the first punter selected in the first round of the NFL Draft when the Raiders chose him 23rd overall in 1973...Punted 14 seasons for the Raiders...Played in 207 consecutive games to finish career ranked third on the team’s all-time participation list...Punted 1,049 times for 44,493 yards, averaging 42.4 yards per effort...Also placed 209 punts inside the 20-yard line and had only three punts blocked...Averaged more than 40 yards per punt in 13 of 14 seasons...Named as the punter for the NFL’s 75th Anniversary Team in 1994 and selected to the NFL’s All-Decade Team for the 1970s...Played in seven Pro Bowls (1973-78,

80) and was named first-team All-Pro six times (1973-78)...Also named second-team All-Pro twice (1979-80)...Posted a career-high 45.3-yard punting average on 69 punts as a rookie in 1973...Led the NFL in punting average three times; 1974 (42.2 avg.), 1975 (43.8 avg.) and 1977 (43.3 avg.)...Also finished second in the NFL in punting three times (1973, 78, 81)... Played on Raiders Super Bowl XI, XV and XVIII-winning teams...Played in 22 postseason games, averaging 42.2 yards on 111 punts...Had a career-long 77-yard punt against Denver in 1977...Finished his pro career with 619 straight punts without a block in regular season...All-American at Southern Mississippi, averaged 44.7 yards on 200 punts...Also played kicker and safety, recording 18 interceptions in three seasons...Namesake for the Ray Guy Award, presented annually to the nation’s top collegiate punter.

2015 - RON WOLF

Raiders Personnel Executive/Contributor, 1963-74, 1979-89; AFL/NFL veteran, 1963-2001




Inducted into Pro Football Hall of Fame on Aug. 8, 2015...Top NFL personnel executive for nearly four decades...Along with Al Davis, helped build Raiders into a dominant franchise... In 23 seasons over two stints with the Silver & Black, helped Raiders post winning campaigns in all but six years, claiming 10 division titles, playing in eight AFL/ AFC Championship Games and three Super Bowls, including victories in Super Bowls XV and XVIII... Part of a scouting process that saw the Raiders draft eight future Hall of Famers— Gene Upshaw, Fred Biletnikoff, Art Shell, Ray Guy, Dave Casper, Howie Long, Marcus Allen and Tim Brown...First joined Raiders as a scout in 1963... Left team briefly to work in the American Football League office in 1966, but returned just months later when the AFL-NFL merger was announced...Helped build team that won the AFL title and appeared in Super Bowl II in 1967...Became General Manager of the expansion Tampa Bay Buccaneers in 1976, starting a franchise that reached the NFC Championship Game in just its fourth season...Returned to Raiders in 1979 and was part of a team that made five playoff appearances and won two Super Bowl titles in first seven seasons back with franchise...Joined New York Jets as Personnel Director in 1990... Named Executive Vice President/General Manager of the Green Bay Packers late in the 1991 season...In 1995, helped Packers claim first division title in 23 years...Helped lead the Packers to three straight NFC Central titles and back-to-back appearances in the Super Bowl, including a Super Bowl XXXI victory following the 1996 season.



2015 - TIM BROWN

Raiders wide receiver, 1988-2003; NFL veteran, 1988-2004

Inducted into Pro Football Hall of Fame on Aug. 8, 2015...Played 17 NFL seasons, including first 16 campaigns with the Raiders...Joined Raiders as the sixth player selected in the 1988 NFL Draft after winning the Heisman Trophy at Notre Dame...Finished career as the most decorated receiver in Raiders history, setting franchise records with 1,070 receptions for 14,734 yards and 99 touchdowns...Played in second-most seasons (16) and games played (240) in franchise annals...Also Raiders all-time leader with 3,272 yards and three touchdowns on punt returns and 14,924 total yards from scrimmage...Racked up 19,443 combined net yards as a Raider...Topped 1,000 yards receiving in a season nine straight times from 1993-2001, and posted four of the top five seasons for receiving yardage in franchise history...Career totals include 1,094 catches for 14,934 yards and 100 touchdowns...Reception total ranked third in NFL history and yardage mark was second in league record book and punt return yardage total of 3,320 is sixth in league history at time of his retirement...Only player in NFL history to record at least 75 receptions in 10 straight seasons (1993-2002)...Posted 11 seasons with 50-or-more receptions and recorded a reception in 179 straight games from 1993-2004...Averaged 87 catches and 1,191 yards per season from 1993-2002...Also posted more yards after the catch than any other NFL receiver from 1992-2004 with 4,475...Set an NFL record for wide receivers with 176 straight starts...Selected to play in nine Pro Bowls, including five straight from 1994-98...Named All-Pro twice (1988 and 1997)...Earned All-AFC honors eight times...Garnered first-team All-Pro recognition in 1997 after setting franchise single-season records with 104 catches for 1,408 yards...Broke Gayle Sayers’ NFL record for total yardage by a rookie in 1988, racking up 2,317 all-purpose yards (725 rec., 50 rush., 1,098 KR, 444 PR)...Six-time Commitment to Excellence Award recipient...Led Raiders to three-straight AFC West titles from 2000-02...Started at wide receiver for Raiders in Super Bowl XXXVII...Finished his career with the Tampa Bay Buccaneers, playing in 2004.



2016 - KEN STABLER

Raiders quarterback, 1970-79; NFL veteran, 1970-1984

Inducted into Pro Football Hall of Fame on Aug. 6, 2016...Played 15 NFL seasons, including first 10 campaigns with the Raiders...Joined Raiders as a second round draft pick (52nd overall) out of Alabama in 1968...Spent first two seasons on the Raiders' inactive/reserve squad before seeing first game action in 1970...In 10 seasons in Oakland, was named All-Pro twice, All-AFC three times and was selected to play in four Pro Bowls...Retired as the franchise's career leader in passing attempts (2,481), yards (19,078) and touchdowns (150)...Named to the NFL's All-Decade Team for the 1970s...Career totals include 184 games played with 146 starts, 2,270 completions on 3,793 attempts, 27,938 passing yards and 194 touchdowns...With the Raiders, racked up 19,078 passing yards on 1,486 completions with 150 touchdowns...Became starting quarterback in 1973 and led Raiders the first of five straight AFC Championship Game appearances...Also led Raiders to seven straight winning seasons and a 69-26-1 regular season record as a starter...Three-time recipient of the Gorman Award (1973, 1974 and 1976)...Named Associated Press NFL Most Valuable Player in 1974 after passing for 2,469 yards and an NFL-best 26 touchdowns...Also named first-team All-Pro...Led the league in passing in 1976, piloting the Raiders to Super Bowl XI win...Completed 194 passes for 2,737 yards and a league-high 27 touchdowns, setting a franchise record with a 103.4 passer rating...Also led the NFL with a 66.7 completion percentage...Garnered Pro Bowl honors in back to back seasons twice (1973 and 1974, 1976 and 1977)...Played in 13 career playoff games with 12 starts...Started 11 playoff games with the Silver and Black, posting a 7-4 record as a starter...Totaled 2,398 passing yards with 19 touchdowns in playoff contests and set an NFL record by recording a touchdown pass in 10 consecutive postseason games...Traded to Houston in 1980 and spent the final five seasons of his career with the Oilers (1980-81) and New Orleans (1982-84)...Following retirement, served as a color commentator on NFL broadcasts for CBS and on radio for Alabama football games.

2018 - RANDY MOSS

Raiders wide receiver, 2005-06; NFL veteran, 1998-2012




Inducted into Pro Football Hall of Fame on Aug. 4, 2018...Played 14 NFL seasons, including the 2005 and 2006 campaigns with the Raiders...Saw action in 218 career games with 193 starts for Minnesota (1998-2004; 2010), Oakland (2005-06), New England (2007-10), Tennessee (2010) and San Francisco (2012)...Totaled 982 career receptions for 15,292 yards and 156 TDs...Career receiving yards and TDs ranked third and fourth, respectively, in NFL history at the time of his retirement...Named Associated Press Offensive Rookie of the Year after setting an NFL rookie record with 17 TDs for Minnesota in 1998...Acquired by the Raiders via trade in 2005...In two years with Oakland, played in 29 games with 28 starts and recorded 102 receptions for 1,558 yards and 11 TDs...Set the NFL single-season record for TD receptions in a season with 23 with New England in 2007...Named to NFL All-Decade Team for the 2000s...Selected to play in six Pro Bowls and named first-team All-Pro four times...Caught 10-or-more TD passes in a season nine times and had 10 seasons with 1,000 yards receiving, including 1,005 yards receiving, eight touchdowns for Raiders in 2005...Played two years at Marshall, totaling 174 receptions for 3,529 yards and 54 TDs...Scored a TD in every collegiate game he played...1997 Biletnikoff Award winner...Finalist for the 1997 Heisman Trophy...Selected by the Vikings as the 21st overall pick in the 1998 NFL Draft...In 2016, joined ESPN as an analyst, appearing on Sunday NFL Countdown and Monday Night Countdown...Named to the NFL 100th Anniversary All-Time Team.

2021 - TOM FLORES

Raiders quarterback, 1960-66; AFL Veteran, 1960-69; Raiders assistant coach/head coach, 1972-87; NFL assistant coach/president/general manager/head coach, 1971-87, 1989-94



Inducted into Pro Football Hall of Fame on Aug. 8, 2021...First person in history to earn Super Bowl championships as a player, assistant coach and head coach...First quarterback in Raiders history, taking franchise's first snap on Sept. 11, 1960 vs. Houston...Played in all 14 games with nine starts in 1963 as the Raiders went 10-4 after going 1-13 the previous season, marking the biggest single-season turnaround in pro football history...One of just 20 players to play in all 10 seasons of the American Football League...Finished his playing career with 106 games played with 68 starts with Oakland, Buffalo and Kansas City...Totaled 838 completions on 1,715 pass attempts for 11,959 yards and 93 touchdowns...Was backup quarterback as the Chiefs won Super Bowl IV after the 1969 season...Helped Raiders to an unprecedented run of success as an assistant coach, as Oakland claimed five-straight AFC West titles (1972-76) and appeared in five-straight AFC Championship Games (1973-77)...Part of the Raiders' Super Bowl XI-winning team...Named head coach of the Raiders in 1979, succeeding John Madden...In nine seasons as head coach of the Raiders, compiled a tremendous 83-53 (.610) regular-season record...Also posted a remarkable 8-3 (.727) record in postseason contests, including wins in Super Bowl XV and XVIII...Postseason winning percentage is second in NFL history behind only Vince Lombardi...In 1980, led the Raiders to four postseason victories to become the first-ever Wild Card team to win the Super Bowl...Also became the first-ever Hispanic head coach to win a Super Bowl with the Raiders' 27-10 triumph over Philadelphia in Super Bowl XV...In 1983, coached the Raiders to a 14-2 regular-season record and a 38-9 win over Washington in Super Bowl XVIII...The 29-point margin of victory was the largest in Super Bowl history at the time...Became the first Hispanic president/general manager in NFL history when named to the post by Seattle in 1989...Returned to coaching with the Seahawks from 1992-94...Finished his coaching career with a 97-87 (.527) regular-season record...Coached 10 Pro Football Hall of Fame players during his career...Returned to the Raiders as a color commentator on radio broadcasts from 1997-2017.




2021 - CHARLES WOODSON

Raiders cornerback, 1998-2005; Raiders safety, 2013-15; NFL veteran, 1998-2015

Inducted into Pro Football Hall of Fame on Aug. 8, 2021... Played 18 years in the NFL, including 11 seasons over two stints with the Raiders... Played in 254 career games with 251 starts, totaling 65 career interceptions to tie for fifth all-time... Became first player in NFL history to record at least 60 career interceptions and at least 20 career sacks... Joined fellow Raiders Pro Football Hall of Famer Marcus Allen as the only two players in history to win the Heisman Trophy, AP Rookie of the Year, AP Player of the Year and a Super Bowl during their career... Tied the NFL all-time record with 13 career defensive touchdowns... His 11 interceptions returned for touchdowns ranks second in NFL history... Named to the Pro Bowl nine times and was a four-time All-Pro selection... Named to the NFL All-Decade Team for the 2000s... Originally selected by the Raiders with the fourth overall pick in the 1998 NFL Draft after winning the Heisman Trophy at Michigan in 1997... Remains the last defensive player to earn college football's top honor... Named AP Rookie of the Year in 1998... Selected to the Pro Bowl in each of his first four NFL seasons... Led the Raiders to three straight AFC West titles from 2000-02 and an appearance in Super Bowl XXXVII... Signed by Green Bay as a free agent in 2006 and played seven seasons for the Packers... Named AP Defensive Player of the Year in 2009 after leading the NFL with nine interceptions and three interception returns for touchdowns... In 2010, started all 20 regular season and postseason contests in helping lead Green Bay to a win in Super Bowl XLV... Led the NFL in interceptions in both 2009 (nine) and 2011 (seven)... Re-joined the Raiders as a free agent in 2013 and started all 48 games over his final three seasons... Named to the Pro Bowl following his final season in 2015... Played in 17 career postseason games with 16 starts, totaling one interception, 15 passes defended, one sack, one forced fumble and one fumble recovery... One of two players in history to intercept a pass in 18 straight seasons... First player to record an interception return for a touchdown in six straight seasons (2006-11)... One of only three players to be selected All-Pro at cornerback, free safety and strong safety... Set Raiders franchise records for forced fumbles (18), passes defended (84) and set Packers franchise marks for interceptions returned for touchdowns (nine) and defensive touchdowns (10)... Earned AFC/NFC Defensive Player of the Month honors five times... Recipient of the 2015 Art Rooney Sportsmanship Award.

2022 - CLIFF BRANCH

Raiders wide receiver, 1972-85; NFL veteran, 1972-85



Inducted into Pro Football Hall of Fame on Aug. 6, 2022... Played 14 years in the NFL, all with the Raiders... Part of three Super Bowl championship teams with the Silver and Black... Finished his career with 501 receptions for 8,685 yards and 67 touchdowns... Averaged a remarkable 17.3 yards per reception... Played in 183 career games with 150 starts as the NFL's premier deep threat... Named to four consecutive Pro Bowls (1974-77) and was named All-Pro in three straight years (1974-76)... Excelled in the postseason, playing in 22 games with 18 starts and retiring as the NFL's all-time leader with 73 catches and 1,289 yards in the playoffs... Averaged 17.7 yards per catch in the postseason... In three Super Bowl games, totaled 14 catches for 181 yards and three touchdowns... Recorded two touchdown receptions in the win over Philadelphia in Super Bowl XV... Totaled six catches for 94 yards and one touchdown as the Raiders posted a 38-9 rout of Washington in Super Bowl XVIII... Earned a starting role in 1974 and produced first All-Pro season with a career-high 60 receptions for 1,092 yards and 13 touchdowns... In 1976, registered 46 catches for a career-high 1,111 yards and 12 touchdowns, averaging an NFL-best 24.2 yards per catch... Over a three-year period from 1974-76, totaled 157 receptions for 3,096 yards and 34 touchdowns, the highest consecutive three-year total for any receiver in the 1970s including eight Hall of Famers... Led the NFL in yards per game in both 1974 (78.0) and 1976 (79.4)... Also led the league in touchdown receptions in both 1974 (13) and 1976 (12)... Set the Raiders record and shares the NFL mark for longest pass reception, a 99-yard strike from quarterback Jim Plunkett against Washington on Oct. 2, 1983... In 88 games against AFC West foes, totaled 228 receptions for 3,984 yards and 27 touchdowns... Joined the Raiders as a fourth-round draft pick (98th overall) out of Colorado, where he also ran track... Set an NCAA championship meet record in the 100 meters with a time of 10.0 seconds in 1972.

2022 - RICHARD SEYMOUR

Raiders defensive tackle, 2009-12; NFL veteran, 2001-12




Inducted into Pro Football Hall of Fame on Aug. 6, 2022... Played 12 seasons in the NFL, including his final four years with the Raiders after playing eight seasons in New England... Joined the Raiders via trade just prior to the 2009 season... Played in 164 career games with 157 starts, totaling 57.5 sacks, 498 tackles (326 solo), eight fumble recoveries, four forced fumbles and 91 tackles for loss... Also recorded 39 passes defended, two interceptions and returned one fumble for a touchdown... A seven-time Pro Bowl selection, including five straight selections from 2002-06... Earned three-straight All-Pro selections from 2003-05... Named All-Pro at both defensive end and defensive tackle... Helped lead New England to three Super Bowl championships in four seasons from 2001-04... Played in four AFC Championship Games and four Super Bowls... Recorded a career-high eight sacks in both 2003 and 2008... Played in 53 games with 52 starts in four seasons with the Raiders... Named to two Pro Bowls with the Silver and Black, earning honors in 2010 and 2011... Totaled 18.5 sacks, 139 tackles (101) and 27 tackles for loss... Tabbed for second team All-Pro honors in 2011 after starting 15 games and posting six sacks... Named to the NFL's All-Decade Team for the 2000s... Selected by the Patriots in the first round (sixth overall) of the 2001 NFL Draft... Played four years at Georgia, playing in 41 career games and earning first team All-Southeastern Conference honors in both 1999 and 2000... Named All-American as a senior.

1959

August 14—First organizational meeting held under leadership of league founder Lamar Hunt. Aug. 15—AFL announced with six member clubs: Dallas, New York, Los Angeles, Houston, Denver, Minneapolis-St. Paul. August 22—American Football League chosen as official name. November 22-23—First draft meeting held, with first selections composed of: Boston—Gerhard Schwedes; Buffalo—Richie Lucas; Dallas—Don Meredith; Denver—Roger LeClerc; Houston—Billy Cannon; Los Angeles—Monty Stickles; Minneapolis—Dale Hackbart; New York—George Izo. The eight teams select a total of 264 players. November 23—Cooperative television plan adopted by AFL. November 30—Joe Foss named league commissioner. December 2—AFL completes first draft of collegiate players with an additional 161 draft choices.

1960

January 30—Oakland group awarded former Minneapolis-St. Paul franchise. February 8—Co-owner Y.C. "Chet" Soda named franchise's first general manager. February 9—Eddie Erdelatz appointed as first head coach of Raiders. March 3-5—"Allocation" draft formulated to stock Oakland club. March 20—"Name Your Football Team" contest kicks off. April 5—Franchise announces nickname "Senors." April 14—Team announces nickname change to "Raiders." May 16—Kezar Stadium announced as Raiders home stadium for 1960 season. June 9—AFL signs five-year contract with ABC for network televising of games. July 11—Raiders open first training camp at Santa Cruz High School. July 31—Raiders lose to Dallas Texans 20-13 in first-ever preseason game. September 11—Raiders open at home, losing to Houston, 37-22, in first league game. December 6—AFL establishes Player Benefit Fund. December 17—Raiders complete inaugural season with a 48-10 win over the Denver Broncos.



July 31, 1960, vs. Dallas Texans—First game in Raiders history

1961

Jan. 1—First AFL Championship game held, Houston defeats Los Angeles, 24-16, before 32,183. Jan. 17—E.W. McGah named president of Raiders as partnership reorganized. June 24—First call for auditions for the Raiderettes appears in the Oakland Tribune. Sept. 18—Eddie Erdelatz fired, Marty Feldman promoted to head coach.

1962

Jan. 7—First AFL All-Star Game held, West defeats East, 47-27, before 20,973 at San Diego. June 27—Special draft of veteran players established to assist Oakland and Denver. Sept. 9—Raiders make Frank Youell Field debut in Oakland, fall to New York Titans, 28-17. Oct. 16—Marty Feldman fired, Rod Conkright named head coach.

1963

Jan. 19—Al Davis named head coach and general manager of Raiders. Feb. 8—Dallas Texans announce move of franchise to Kansas City, becoming the Chiefs. March 28—New York Titans sold to group headed by David (Sonny) Werblin; club becomes the Jets. May 11—AFL allows Oakland and New York to select players from other franchises to provide more competitive balance. Dec. 22—Raiders down Houston, 52-49, to finish one game out of playoffs with 10-4-0 record, first winning season in club history. Dec. 28—Halfback Clem Daniels named MVP by The Sporting News after leading the league in rushing with a then-record 1,099 yards.

1964

Jan. 17—AFL owners vote to recognize AFL Players' Association, formed just three days earlier. Jan. 29—AFL and NBC sign five-year, \$36-million television contract to begin with 1965 season. June 1—AFL announces establishment of pension and hospitalization plans. Nov. 28—1965 AFL Draft held, Raiders select Memphis State tackle Harry Schuh in the first round and Florida State WR Fred Biletnikoff in the second.

1965

Feb. 1—Construction starts on 54,000-seat Oakland Coliseum; completion date set for Aug. 25, 1966. Aug. 16—AFL awards expansion franchise for 1966 to Miami. Nov. 27—1966 AFL Draft held, Raiders select Kentucky defensive back Rodger Bird in the first round.

1966

April 8—Al Davis, general manager and head coach of Raiders, named second Commissioner of American Football League, succeeding Joe Foss. John Rauch hired as Raiders head coach. June 8—American Football League and National Football League agree to an alliance that includes common draft and championship game. July 25—Al Davis resigns as league commissioner. Milt Woodard appointed president of the American Football League. Davis rejoins Raiders as managing general partner. Sept. 18—Raiders open 54,000-seat Oakland-Alameda County Coliseum, against Kansas City Chiefs.

1967

Jan. 15—First World Championship Game played, at Los Angeles. NFL champion Green Bay Packers pull away from AFL champion Kansas City in second half to win, 35-10. Jan. 21—AFL All-Star Game held in Oakland. East posts first series win, 30-23. March 14-15—First AFL-NFL common draft held, Raiders select Texas A&I guard Gene Upshaw in the first round. May 24—Cincinnati awarded AFL expansion franchise. August-September—First preseason games between AFL and NFL held, including Sept. 3 meeting between Raiders and San Francisco 49ers. Dec. 24—Raiders finish season with 13-1 mark, best record in AFL history. Dec. 31—Raiders rout Houston, 40-7, to win AFL Championship. QB Daryle Lamonica named AFL MVP.

1968

Jan. 14—In Super Bowl II, Green Bay pulls away from AFL champion Raiders to win, 33-14. Jan. 30-31—Second AFL-NFL common Draft held, Raiders select Tennessee State QB Eldridge Dickey in the first round and Alabama quarterback Ken Stabler in the second. Nov. 17—"Heidi" becomes part of sports vocabulary when final minutes of Raiders' 43-32 comeback win over New York are cut off to permit television special to begin on time. Viewers unaware that Raiders score two late touchdowns to win, then voice headline-grabbing displeasure at NBC. Dec. 22—Raiders wallop visiting Kansas City, 41-6, to capture Western Division Playoff. Dec. 29—Raiders fall to New York Jets, 27-23, in AFL Championship at Shea Stadium before 62,627.

1969

Jan. 28-29—1969 AFL Draft held, Raiders take Syracuse defensive end Art Thoms in the first round. Feb. 4—John Madden appointed Raiders head coach to replace John Rauch, who left to go with Buffalo Bills. May 10—Pro football realignment finds Cleveland Browns, Baltimore Colts and Pittsburgh Steelers moving to new American Football Conference as part of 1970 merger. Colts join Boston, Buffalo, Miami and New York in one division. Browns and Steelers join Houston and Cincinnati in another, and Kansas City, Denver, San Diego and Oakland remain in third division. June 1—Veteran AFL player personnel director and administrator Al LoCasale named executive assistant for Raiders. June 26—ABC acquires rights to televise NFL regular-season Monday night games. Oct. 19—Raiders quarterback Daryle Lamonica sets pro record with six touchdown passes in first half to direct 50-21 win over Buffalo. Oct. 26—Raiders defeat San Diego, 24-12, to equal AFL record of unbeaten games at 15. Dec. 13—Raiders beat Kansas City, 10-6, in regular-season finale and win record-tying third straight AFL Western Division title. Dec. 21—Raiders win playoff, set club scoring mark in 56-7 win over Houston. QB Daryle Lamonica named AFL MVP (UPI, The Sporting News) for the second time in three years.

1970

Jan. 4—Raiders bow to Kansas City, 17-7, in AFL Championship before record Coliseum crowd of 54,544. March 16-21—Pro football owners meet in Honolulu. Uniform rules adopted, including discarding of AFL's two-point conversion option in favor of the one-point kick, acceptance of the NFL game ball and use of players' names on the back of team jerseys. Dec. 12—Raiders become first AFC club ever to capture four consecutive Western Division crowns with a 20-6 triumph over Kansas City Chiefs. Dec. 27—Raiders win third straight playoff by defeating AFC Eastern Conference runner-up Miami Dolphins, 21-14, at Coliseum.

1971

Jan. 3—Baltimore Colts defeat Raiders, 27-17, in AFC title game at Baltimore's Memorial Stadium. Sept. 26—Raiders commence nine-week unbeaten string by blanking Chargers, 34-0, in San Diego. Dec. 12—Field goal with 1:34 left provides Chiefs 16-14 victory over visiting Raiders to end Oakland string of four division titles.

1972


March 20-24—Owners move hash marks to 23 yards, 21 inches from sideline, narrowing field-goal angles. Dec. 3—Raiders return to glory by capturing fifth AFC West title in six seasons with 21-19 victory over Chargers in San Diego. Dec. 17—Raiders boast winningest record of 1963-72 10-year period (94-36-10) with 10-3-1 finish. Dec. 23—Controversial pass deflection on fourth down in final 22 seconds provides Pittsburgh with 13-7 playoff decision over Raiders, who had taken 7-6 lead with 1:13 left to play.

1973

Sept. 23—Largest Bay Area crowd to attend a pro game (74,121) fills California Memorial Stadium as Raiders stun Super Bowl champion Miami, 12-7, on four George Blanda field goals. Dolphins win streak stopped at 18. Dec. 16—Raiders down Denver Broncos, 21-17, to capture third consecutive AFC West title and sixth in seven seasons. Dec. 22—Oakland returns to AFC Championship with 33-14 playoff triumph against Pittsburgh. Dec. 30—Miami wins third consecutive AFC title, topping Raiders, 27-10.

1974

April 25—Rule changes, culminating three years of study, are announced at NFL owners meeting in New York. Preseason and regular-season games tied after regulation time will be allotted a single 15-minute or sudden-death overtime. Goal posts moved to end line, kickoffs moved to 35-yard line, missed field goals are returned to line of scrimmage or 20-yard line, whichever is farther from goal line; and members of team kicking from scrimmage (punt or field goal) cannot cross line of scrimmage until ball is kicked. Offensive-holding penalty, illegal use of hands, and tripping infractions occurring in area of line of scrimmage and 3 yards beyond are reduced from 15 to 10 yards. Wide receivers blocking back toward the ball 3 yards from line of scrimmage cannot block below the waist. Sept. 22—Raiders begin nine-game winning streak with 27-7 victory over rival Kansas City. Nov. 18—Oakland captures seventh AFC West title after only 10 regular-season games as Kansas City topples Denver in Monday night clash, following Raiders' 17-10 Sunday victory over San Diego. Dec. 14—Raiders complete 1974 campaign with 27-23 victory over Dallas, register best record in NFL (12-2). Dec. 21—Miami's fourth consecutive Super Bowl bid is ended as Raiders defeat world champions, 28-26, at Coliseum in AFC playoffs. Dec. 29—Pittsburgh defeats Oakland, 24-13, and advances to Super Bowl.



Dec. 21, 1974, vs. Miami Dolphins — the "Sea of Hands" game

1975

Feb. 7—Long Island Athletic Club selects Al Davis as NFL Executive of the Year. March 17—Pro football owners meet in Honolulu. Rule changes include: Penalties for having illegal player downfield and offensive-pass interference are reduced from 15 to 10 yards. Sept. 3—Jim Otto, last original Raider, retires after 15 years as Raiders starting center. Sept. 22—Raiders snap Miami's 31-game Orange Bowl winning streak with 31-21 Monday night victory. Nov. 3—Raiders become pro football's all-time winningest team since 1960 with victory over New Orleans to up team's all-time record to 129-77-11 (.626). Nov. 23—Raiders go into overtime for first time in history, defeating Washington Redskins, 26-23, at 7:13 of extra period. Nov. 30—Raiders clinch eighth AFC West title in past nine seasons with 37-34 overtime victory over Atlanta. Dec. 21—George Blanda's second of four extra-point kicks against Kansas City makes the 26-year veteran first player in pro football history to score 2,000 points. Dec. 28—Raiders advance to AFC title game with 31-28 win over Cincinnati at home.

1976

Jan. 4—Raiders bow 16-10 at Pittsburgh in AFC Championship. March 15—Pro football owners meet in Coronado, Calif. Rule changes adopted include: Official coin toss moved to three minutes before kickoff, and two 30-second time clocks will be placed in each end zone so fans can see how long offense has to put ball in play. March 30—Tampa Bay Buccaneers and Seattle Seahawks complete their selection of veteran players in NFL expansion draft. Raiders lose Bob Moore, Harold Hart and Louis Carter.

1977

Jan. 9—Raiders defeat Minnesota Vikings, 32-14, in Super Bowl XI at Rose Bowl in Pasadena before record crowd of 103,424, plus a world-wide television audience of over 130 million. Jan. 10—Over 20,000 fans turn out at the Coliseum to greet world champions on their return to Oakland. Jan. 29—Raiders Head Coach John Madden named the Washington Touchdown Club's Coach of the Year. March 5—Al Davis, Raiders managing general partner, named NFL Executive of the Year. March 29—At NFL meetings in Phoenix, owners adopt schedule beginning in 1978 with four preseason contests and 16 regular-season games; Seattle assigned to AFC West. June 8—Raiders players and staff receive world championship rings. Oct. 9—Raiders down Cleveland, 26-10, to win 17th consecutive game, a streak topped only seven times in NFL history. Dec. 11—Raiders clinch 10th playoff appearance in 11 years with 35-13 win over Minnesota in Coliseum. Dec. 18—Raiders beat Kansas City, 21-20, to become first NFL team to win 150 league games since 1960. Dec. 24—Raiders defeat Colts at Baltimore, 37-31, in second overtime period to win AFC playoff and advance to conference championship. At 75 minutes and 43 seconds, game is longest in Raiders history.

1978

Jan. 1—Raiders lose, 20-17, at Denver in AFC Championship. March 13—NFL owners meet in Palm Springs. Rule changes include: Liberalized pass-protection blocking, elimination of defenders bumping eligible pass receivers more than 5 yards downfield, and addition of seventh game official. June 7—NFL owners vote to increase active rosters to 45 players. Oct. 1—Raiders record in overtime games goes to 4-0 with 25-19 fifth-quarter win over Bears in Chicago. Nov. 5—John Madden becomes 13th coach in NFL history with 100 victories as Oakland wins in Kansas City, 20-10. Dec. 17—Raiders beat Minnesota Vikings in Coliseum, 27-20, to wrap up 14th consecutive winning season.

1979

Jan. 4—John Madden retires from football coaching after 12 years with Raiders (two as linebackers coach and 10 as head coach). Feb. 8—Tom Flores named as head coach of Raiders by managing general partner Al Davis. March 12—NFL owners meet in Honolulu. Rule changes include eliminating blocking below the waist on punt and kickoff returns, and officials instructed to blow the play dead as soon as the quarterback is in the grasp of any tackler. Active roster for 1979 will be 45 players. May 11—RB Pete Banaszak retires after 13 seasons with Raiders. July 1—CB Willie Brown retires after 12 seasons with Raiders and 16 seasons in the league. July 9—Raiders close season-ticket sales at an all-time high of 51,825. July 28—Raiders play in Pro Football Hall of Fame Game for first time, defeating Dallas, 20-13. Sept. 2—New Head Coach Tom Flores gets first league win as Raiders down Rams, 24-17, at L.A. Coliseum. Oct. 14—Raiders score 50 points for fifth time in team history, defeating Atlanta, 50-19. Dec. 3—Raiders run Monday night record to 13-1-1 with great comeback win against Saints in New Orleans, 42-35. Dec. 9—Win over Cleveland, 19-14, earns Raiders 15th straight winning season, tying all-time NFL record set 35 years earlier by Chicago Bears. Dec. 16—Raiders complete 1979 season having scored in 198 consecutive games.

1980

April 29—Raiders select BYU quarterback Marc Wilson, nation's leading passer, in first round of college player draft. Aug. 2—Original Raider Jim Otto, starting center for 210 consecutive league games from 1960 through 1974, inducted into Pro Football Hall of Fame in Canton, Ohio. Sept. 7—Raiders open 21st season with 27-14 win over Chiefs in Kansas City. Dec. 1—Raiders become first team in NFL history to earn 16 consecutive winning seasons. The 9-3 win over Denver runs Monday Night Football record to 16-1-1, best in NFL. Dec. 21—With 33-17 victory over N.Y. Giants, Raiders conclude league season with 11-5 record, tied for first place in AFC West, and enter the playoffs for 11th time since 1967. Raiders now have scored in 214 consecutive league games. Dec. 28—Raiders defeat Houston, 27-7, in AFC Wild Card playoff.




©1980 NFL for the NFL Championship and the Vince Lombardi Trophy. Seattle, January 25, 1981. ©1981 NFL. Licensed by Spectrum Sports, New Orleans. All other trademarks are the property of their respective owners.

Jan. 25, 1981, vs. Philadelphia Eagles - Super Bowl XV

1981

Jan. 4—Mike Davis intercepts Brian Sipe on "Red Right 88" to defeat Cleveland, 14-12, in AFC playoff, in sub-zero weather. Jan. 11—Raiders win AFC Championship against Chargers in San Diego, 34-27. Jan. 25—Raiders win second world championship in five years by downing Philadelphia Eagles, 27-10, in Super Bowl XV at the Superdome in New Orleans before a crowd of 75,500, plus a world-wide television audience of over 125 million. March 15—NFL owners meet in Hawaii. Rule changes include prohibition against use of adhesive or slippery substances on the body, equipment or uniform of any player. April 28—With two first-round draft choices for first time in club history, Raiders select Texas Tech defensive back Ted Watts and University of Washington offensive tackle Curt Marsh. Aug. 1—Raider QB/K George Blanda, leading scorer in both NFL and Raiders history, inducted into Pro Football Hall of Fame in Canton, Ohio. Aug. 2—Raiders players and staff receive world championship rings in ceremony at Kaiser Center. Sept. 20—Raiders score in 217th consecutive game, downing Seattle, 20-10. Dec. 7—Raiders down Pittsburgh, 30-27, to run Monday Night Football record to 18-1-1.




Aug. 29, 1982 vs. Green Bay Packers - First home game in LA

1982

April 27—Raiders select USC RB Marcus Allen, 1981 Heisman Trophy winner, in first round of draft. May 7—U.S. Federal District Court Jury unanimously finds for Raiders and against NFL on both the antitrust count and bad faith charges, setting up court order to prevent Raiders from being illegally stopped from moving to Los Angeles. Aug. 29—Los Angeles Raiders play first home preseason game in L.A. Coliseum, downing Green Bay Packers, 24-3. Sept. 12—Raiders open 23rd season with 23-17 win over defending Super Bowl champion 49ers in San Francisco. Nov. 22—After 57-day strike by NFL players, season resumes and Los Angeles Raiders finally play first home league game, overcoming 24-point deficit to defeat San Diego Chargers, 28-24. Dec. 12—Raiders down Chiefs in final seconds in Kansas City, 21-16, to clinch 17th winning season in last 18 years and earn 200th league win in club's history. Dec. 18—Raiders record first million-dollar home league game gate in NFL history while downing Rams, 37-31.

1983


Jan. 2—In game added to original schedule as part of strike settlement, Raiders beat Chargers in San Diego, 41-34, to finish shortened 1982 season with league-best 8-1-0 record. Raiders win 10th division championship since 1967 and enter playoffs for 12th time. Jan. 8—Raiders triumph, 27-10, over Cleveland Browns in L.A. Coliseum in first round of playoffs and record 16th postseason win since 1967. Jan. 15—Record playoff gate established as 90,688 tickets issued for Raiders L.A. Coliseum playoff game against Jets, won by New York, 17-14; sales include only 651 no-shows as home crowd of 90,037 is top non-Super Bowl attendance in recent years of NFL play. April 13—Federal District Court jury awards Los Angeles Raiders almost \$35 million in compensatory damages from NFL for anti-trust and bad-faith violations. Los Angeles Memorial Coliseum awarded nearly \$15 million in damages in same decision. May 5—Raiders hold first workouts at new Los Angeles-area facility in El Segundo during offseason rookie camp. July 15—Raiders open 1983 training camp at El Rancho Motel complex in Santa Rosa. July 22—California State Superior Court upholds Raiders' move to Los Angeles by ruling against City of Oakland and for the Raiders in Eminent Domain case heard in Monterey County. Court rules City does not have right to acquire Raiders through condemnation. Aug. 6—Raiders begin 24th season of play in preseason opener against San Francisco in L.A. Coliseum. Sept. 4—Raiders open 24th season with 20-10 victory over Bengals in Cincinnati. Sept. 17—E.W. McGah, courageous Raiders general partner and only remaining original partner, who added stability and credibility to the franchise for three decades, dies at age 84. Sept. 19—With 27-14 win over Miami in L.A. Coliseum, Raiders raise Monday Night Football record to an incredible 20-2-1. Nov. 13—Raiders down Bills in final seconds in Buffalo, 27-24, to clinch 18th winning season in 19 years.



Jan. 22, 1984, vs. Washington Redskins - Super Bowl XVIII

1984

Jan. 1—Raiders triumph, 38-10, over Pittsburgh Steelers in AFC playoff game before AFC postseason-record crowd (92,434 tickets issued). Jan. 8—Raiders down Seattle Seahawks, 30-14, before largest championship-game crowd in AFC history (92,335 tickets issued) to win 11th conference championship. Jan. 22—Raiders win world championship for third time in eight years by defeating Washington Redskins, 38-9, in Super Bowl XVIII at Tampa Stadium before crowd of 72,290 and world-wide radio and television audience of over 125 million. Jan. 24—World champion Raiders presented with key to City of Los Angeles in ceremony on steps of City Hall before record crowd for sports celebration. Feb. 28—Federal Court of Appeals upholds unanimous jury verdict for Raiders reached earlier in Federal District Court on both the anti-trust count and the bad-faith charges. May 26—Raiders players and staff receive world-championship rings in ceremony at Beverly Hilton Hotel. July 16—California State Superior Court again upholds Raiders move to Los Angeles by ruling against City of Oakland and for the Raiders in Eminent Domain case. July 28—Former cornerback Willie Brown becomes third Raider player inducted into Pro Football Hall of Fame in Canton, Ohio. Sept. 2—Raiders open 25th anniversary season with 24-14 win over Oilers in Houston. Sept. 16—Raiders down Chiefs in Kansas City, 22-20, to earn Tom Flores his 50th league win since becoming head coach in 1979. Oct. 28—92,469 tickets issued for game against Denver in L.A. Coliseum sets all-time Raider record. Nov. 5—United States Supreme Court upholds Raider victory in antitrust case against the NFL by refusing to alter previous favorable decisions for the Raiders made by United States Federal Court of Appeals panel and United States Federal District Court jury. Nov. 25—Raiders down Indianapolis Colts, 21-7, in L.A. Coliseum to clinch 19th winning season in last 20 years. Dec. 9—Raiders assured of postseason playoff berth for 14th time in last 18 years. Dec. 10—With 24-3 win over Detroit in Pontiac Silverdome, Raiders raise Monday Night Football record to an unparalleled 22-3-1. Dec. 22—Raiders lose, 13-7, at Seattle in AFC Wild Card game.



Nov. 30, 1987 at Seattle Seahawks—Raiders become first NFL team to win 250 league games since 1960

1985

Jan. 27—Eight Raiders play with victorious AFC all-stars, who down NFC, 22-14, in Pro Bowl in Honolulu. April 9—Raiders enter into agreement to hold preseason training camps in Oxnard. July 18—Raiders open first Southern California preseason training camp in Oxnard. Aug. 3—Raiders host first Family Day in Southern California before club record 12,000 fans at Oxnard High. Sept. 3—Largest crowd in Los Angeles Chamber of Commerce sports banquet history turns out to honor Raiders prior to opening of season. Sept. 8—Raiders open 26th season, at home with 31-0 shutout of N.Y. Jets. Sept. 22—92,487 tickets issued for home game against San Francisco, setting NFL league game gate record. Nov. 15—California State Court of Appeals rules in favor of Raiders in Eminent Domain case initiated by City of Oakland. Court determines that Oakland's "proposed exercise of eminent domain power would violate the commerce clause of the U.S. Constitution." Dec. 1—Raiders defeat Falcons, 34-24, in Atlanta to clinch 20th winning season in 21 years. Dec. 15—Raiders earn playoff berth for 15th time in 19 years and fourth time in their four seasons in Los Angeles, by downing Seattle, 13-3, in L.A. Coliseum. Win assures Raiders of 13th AFC West championship. Dec. 23—With 16-6 win over Rams in Anaheim, Raiders raise league's best Monday night record to 24-3-1. Victory gives Tom Flores his 70th win in seven years as Raiders head coach.

1986

Jan. 5—Raiders lose to New England, 27-20, in AFC playoff. Feb. 27—California State Supreme Court again upholds Raiders' move to Los Angeles by refusing to alter previous favorable decision in State Court of Appeals for the Raiders and against City of Oakland in Eminent Domain case. June 11—George Anderson, Raiders head trainer since 1960, inducted into National Athletic Trainers' Association Hall of Fame. June 30—U.S. Supreme Court upholds Raiders move to Los Angeles by refusing to alter prior series of favorable decisions in California state courts for Raiders and against City of Oakland in Eminent Domain case. Oct. 12—Raiders defeat Seattle, 14-10, to record 200th league victory against an AFC team. Nov. 2—Raiders set club single-game record with 92,496 tickets issued for home game against Denver. Nov. 16—Raiders down Cleveland, 27-14, to win 50th league game since relocation to Los Angeles in 1982.

1987

Jan. 24—Former offensive guard Gene Upshaw becomes fourth Raider voted into Pro Football Hall of Fame. July 22—Raiders open new training camp headquarters at Radisson Hotel in Oxnard. Aug. 8—Upshaw inducted into Pro Football Hall of Fame in ceremony at Canton, Ohio, with presentation speech made by Al Davis. Sept. 13—Raiders open 28th league season with 20-0 shutout victory against Packers in Green Bay. Nov. 30—Raiders become first NFL team to win 250 league games since 1960 by defeating Seattle, 37-14. Win raises Raiders' Monday Night Football record to league-best 25-5-1. Dec. 27—Ticket count of 86,011 for Raiders home game against Chicago is tops in NFL for 1987.

1988

Jan. 20—Tom Flores retires as Raiders head football coach after nine years, 91 wins and two world championships. Jan. 30—Former wide receiver Fred Biletnikoff becomes fifth Raider voted into Pro Football Hall of Fame. Feb. 29—Mike Shanahan named as head coach of Raiders. April 24—Raiders have three first-round draft choices for first time in club history, select Notre Dame WR Tim Brown, Tennessee CB Terry McDaniel and Illinois DE Scott Davis. July 30—Biletnikoff inducted into Pro Football Hall of Fame in ceremony at Canton, Ohio with presentation speech made by Al Davis. Sept. 26—Raiders defeat Broncos in overtime, 30-27, in Denver to run Monday Night Football record to 26-5-1. Nov. 16—Raiders agree to settlement offer for damages from City of Oakland to complete victory in Eminent Domain case that began in 1980. Dec. 18—Final-game loss to Seahawks in L.A. Coliseum prevents Raiders from winning AFC West title and being in playoffs.

1989

Jan. 21—Former 15-year offensive tackle Art Shell becomes sixth Raider voted into Pro Football Hall of Fame. March 4—Raiders agree to settlement offer for damages from National Football League to complete Federal Anti-Trust case won by Raiders over right to relocate. April 23—Raiders use second-round choice obtained in draft-day trade with Dallas Cowboys to select Penn State G Steve Wisniewski as top pick in 1989 draft. Aug. 5—Shell inducted into Pro Football Hall of Fame in ceremony in Canton, Ohio, with presentation speech made by Al Davis. Oct. 3—Shell named as head coach of Raiders, replacing Mike Shanahan, released the previous day. Oct. 9—Shell records first win as head coach with 14-7 victory over N.Y. Jets in Giants Stadium, to run Monday Night Football record to 27-6-1. Dec. 3—Raiders defeat Denver Broncos, 16-13, in overtime before 90,016, largest ticket count in NFL in 1989.

1990

Jan. 27—Ted Hendricks, who wore the Silver and Black from 1975-83, becomes seventh Raider voted into Pro Football Hall of Fame. Aug. 4—Hendricks inducted into Pro Football Hall of Fame in ceremony in Canton, Ohio, with presentation speech made by Al Davis. Aug. 5—Raiders play New Orleans Saints in historic Wembley Stadium in London, first Raiders game ever in another country. Sept. 9—Raiders open 31st season and ninth in Los Angeles with 14-9 win over Denver Broncos in L.A. Coliseum. Dec. 10—Win over Detroit, 38-31, in Pontiac Silverdome earns Raiders their 275th league game victory, most by any NFL team since 1960. Dec. 30—Win over San Diego Chargers, 17-12, in L.A. Coliseum earns Raiders their 14th AFC West title and 16th season in playoffs.

1991

Jan. 13—Raiders defeat Cincinnati Bengals, 20-10, to record 20th postseason victory. Coliseum ticket count of 92,488 is largest in NFL for the 1990 season. May 24—Raider Owner Al Davis presented first NFL Players Association Award of Excellence "for his contributions to the men who played the game." Aug. 4—Raiders pay first visit to Japan to play preseason game against Miami Dolphins. Sept. 29—Raiders defeat San Francisco, 12-6, before 92,488 at Los Angeles Memorial Coliseum, the top NFL ticket count in 1991.

1992

Jan. 25—Al Davis voted into Pro Football Hall of Fame. Feb. 2—Eight Raider players, as many as any other NFL team, play in Pro Bowl in Honolulu. April 26—Raiders select Clemson defensive lineman Chester McGlockton in first round of draft. Aug. 1—Al Davis inducted into Pro Football Hall of Fame in ceremony in Canton, Ohio, with presentation speech made by former Raiders head coach and TV analyst John Madden. Aug. 8—Los Angeles Raiders begin second decade of play since relocating from Oakland, with preseason game against the 49ers in San Francisco.

1993


Feb. 7—Raider CB Terry McDaniel, who along with defensive lineman Howie Long represented the Raiders, scoops up fumble and returns it 27 yards for touchdown to lead AFC over NFC in Pro Bowl in Honolulu. Feb. 17—Renovation begins on L.A. Coliseum to provide more "intimate" facility for Raiders and their fans. Stadium capacity will be reduced from NFL-high 92,488 to 67,800. Sept. 5—Raiders play first game in renovated Coliseum, beating Minnesota Vikings, 24-7, in 1993 NFL league season opener.

1994

Jan. 2—In front of sellout crowd of 67,800 at the L.A. Coliseum, Raiders overcome 17-point fourth-quarter deficit to beat Denver, 33-30, in overtime to qualify for playoffs for 18th time. Jan. 9—The Raiders, in front of another sellout at the L.A. Coliseum, beat Denver for the third time during the 1993 season, in the AFC Wild Card playoff, 42-24. Jan. 15—The Raiders, playing in sub-zero temperatures in Buffalo, narrowly lose to the Bills, 29-23, falling one win short of the AFC Championship game. July 31—The Silver and Black travel overseas for their third American Bowl in five years to play in Barcelona, Spain, against Denver. The game is played in Montjuic Stadium, site of the opening and closing ceremonies of the 1992 Summer Olympics.

1995

Feb. 2—Mike White becomes 10th head coach in 35-year history of the Raiders, replacing Art Shell. April 22—The Raiders select University of Washington running back Napoleon Kaufman in the first round of the 1995 draft. June 23—Letter of intent is signed between the Raiders and the Oakland Coliseum. Aug. 7—Agreement is signed during ceremony held in locker room at Oakland-Alameda County Coliseum. Coliseum representatives declare a sold-out stadium for 1995 and board president George Vukasin states that the Raiders will enjoy "sellouts" for decades to come. Aug. 12—Raiders play first home preseason game after relocating to Oakland, against St. Louis Rams at Oakland-Alameda County Coliseum. Sept. 3—Raiders kick off their 23rd league season in Oakland with a 1995 home opener against defending AFC champion San Diego Chargers.



Sept. 3, 1995, vs. San Diego Chargers—first game back in Oakland

1996

March 27—Raiders announce plans to hold summer training camp in Napa, Calif., with team being housed at the Napa Marriott and practices held on the grounds of the adjacent Redwood Middle School. June 17—Raiders move into Alameda facility, just one mile from team's old training facility on Doolittle Drive. "This is the final step in a tremendous process of relocating the organization," states Al Davis. "This state-of-the-art facility will provide the Raiders organization a positive, winning environment. When completed, this facility will be the finest in all of professional sports and will provide a solid base for years to come, as the true greatness of the Raiders is in its future." July 12—Raiders open training camp in Napa. July 27—Raiders open 1996 preseason vs. Cowboys in Dallas. Sept. 1—Raiders open their 37th league season with inaugural league contest in Baltimore vs. Ravens. Sept. 15—Raiders open 1996 home league schedule against Jacksonville in newly renovated Oakland-Alameda County Coliseum.

1997

Jan. 25—Former defensive back Mike Haynes becomes ninth Raider voted into Pro Football Hall of Fame. Jan. 30—Raiders name Joe Bugel, whose coaching career has spanned four decades, as head coach. Bugel, 56, becomes 11th head coach in organization's 37 years of professional football competition. May 8—The Silver and Black and Susquehanna Radio Corp. announced that Raider games will be carried on "The Ticket," 1050 AM, the Bay Area's newest all-sports radio station. July 26—Haynes inducted into Pro Football Hall of Fame in ceremony in Canton, Ohio. Aug. 31—Silver and Black open 38th league season and 25th year as Raiders with inaugural league contest vs. Tennessee Oilers in Memphis. Dec. 21—Tim Brown passes Pro Football Hall of Famer Fred Biletnikoff for top spot on the Raiders' all-time receiving list after catching 20-yard pass from Jeff George in first quarter of Raiders-Jacksonville contest. Biletnikoff, the Raiders' receivers coach, had 589 career catches. Brown also sets a Raiders record for receptions in a single game against Jacksonville with 14, breaking his own record of 12.

1998

Jan. 22—Jon Gruden named as head coach of Raiders. Gruden, 34, becomes the youngest head coach in the NFL and third-youngest in the history of the Silver and Black. Raiders Owner Al Davis was 33 when he was named head coach and general manager in 1963 while John Madden was 32 when he was promoted to head coach in 1969. April 19—Raiders select Michigan defensive back Charles Woodson with fourth overall pick in 1998 draft. Woodson is first primarily defensive player to ever win the Heisman.

1999

Aug. 7—Former Raiders running back Eric Dickerson is inducted into Pro Football Hall of Fame in ceremony in Canton, Ohio. Sept. 12—Raiders open 40th regular season in Green Bay vs. Packers.

2000

Feb. 6—Three Raiders players, QB Rich Gannon, DT Darrell Russell and CB Charles Woodson, play in Pro Bowl in Honolulu. Another Raider, Tim Brown, is voted to his eighth Pro Bowl (which ties a Raiders record) but does not play. April 15—Raiders select Florida State K Sebastian Janikowski in first round of the NFL Draft. July 29—Former Raider greets Howie Long and Ronnie Lott inducted into Pro Football Hall of Fame in Canton, Ohio, ceremony.

2001

Jan. 6—Raiders, following a bye, defeat Miami Dolphins 27-0 in Divisional Playoff game at Coliseum. Jan. 14—Raiders host AFC Championship vs. Baltimore Ravens. Feb. 4—Four Raider players, QB Rich Gannon, CB Charles Woodson, and offensive linemen Lincoln Kennedy and Steve Wisniewski, play for victorious AFC in Pro Bowl at Honolulu, coached by Jon Gruden and his Raiders assistants. Gannon is also named the game's MVP. Aug. 27—Raiders face Cowboys in Monday Night American Bowl preseason contest in Mexico City.

2002

Jan. 12—Raiders, AFC West Champs for second straight year, defeat N.Y. Jets, 38-24, in Wild Card playoff game at Coliseum. Jan. 19—Raiders lose controversial Divisional playoff in snow at New England, 16-13, in overtime. Feb. 9—Five Raiders players, WR Tim Brown, QB Rich Gannon, CB Charles Woodson, OT Lincoln Kennedy and P Shane Lechler, play for victorious AFC in Pro Bowl at Honolulu. Gannon is named the game's MVP for the second straight year. March 12—Offensive Coordinator Bill Callahan is named as the 13th head coach in Raiders history. Aug. 3—Raiders legend Dave Casper is inducted into Pro Football Hall of Fame in ceremony at Canton, Ohio. Sept. 15—Rich Gannon sets an NFL record for most completions in non-overtime game with 43 during 30-17 win at Pittsburgh. Sept. 29—With 151 yards during 52-25 win over Tennessee, Jerry Rice becomes the NFL's all-time leader in yards from scrimmage. In same game, Rod Woodson returns interception 82 yards for score to become NFL leader for most career interception return yards. Nov. 11—Rich Gannon sets NFL record for consecutive completions with 21 during 34-10 win at Denver. Nov. 17—Tim Brown breaks Gene Upshaw's Raiders record for most games played in Silver and Black (217). Nov. 24—Raiders reach 400-win mark in regular and postseason contests with 41-20 win over Arizona. Dec. 2—Tim Brown joins Raiders teammate Jerry Rice and Cris Carter as only the third player in NFL history to catch 1,000 passes, during 26-20 win over N.Y. Jets. Dec. 22—Raiders clinch third straight AFC West title with 28-16 win over Denver. After connecting on 18 passes in that game, soon-to-be league MVP Rich Gannon sets NFL single-season completions record (404).

2003

Jan. 19—Raiders record 25th postseason victory (most of any AFC team) in 41-24 win over Tennessee for AFC championship before second-largest crowd (62,544) in Oakland postseason history. Jan. 26—Raiders become only team in pro football history to play in Super Bowls in four different decades with appearance in Super Bowl XXXVII in San Diego. Feb. 2—Four Raiders, QB Rich Gannon, OT Lincoln Kennedy, WR Jerry Rice and S Rod Woodson, play in Pro Bowl in Honolulu. April 19—Raiders select defensive back Nnamdi Asomugha and defensive lineman Tyler Brayton in the first round of the 2003 NFL Draft.

2004

Jan. 26—The Raiders name Norv Turner head coach. Jan. 31—Bob Brown selected for induction into Pro Football Hall of Fame. May 7—The Raiders accept an offer to have 2004 games broadcast on KFSO 560 AM, the Bay Area's Talk Leader. KFSO, the popular Bay Area talk radio station, will serve as the anchor for the multi-state, multi-station Raiders Radio Network. Raider broadcasts will include extensive pre- and postgame shows as well as Raider-specific programming during the week. Aug. 7—Bob Brown becomes 15th Raider to be inducted into Pro Football Hall of Fame.

2005

Sept. 8—Raiders begin 46th season with regular-season opener vs. Patriots in New England in Thursday night NFL inaugural contest for 2005.

2006

Feb. 10—Pro Football Hall of Famer Art Shell returns for his second stint as Raiders head coach. Feb. 12—Defensive end Derrick Burgess, among the top free agent acquisitions in the NFL, represents the Raiders in the Pro Bowl, after leading NFL in sacks with a team-record 16. April 29—Raiders select Texas defensive back Michael Huff in first round of the 2006 NFL Draft. Aug. 5—John Madden, former Raiders head coach and leading pro football television analyst, inducted into Pro Football Hall of Fame with presentation speech made by Al Davis. Aug. 6—Raiders open preseason play in Hall of Fame Game vs. Philadelphia in Canton, Ohio.

2007

Jan. 23—Lane Kiffin introduced as new Raiders head coach. Dec. 2—Raiders record 400th all-time regular season victory with 34-20 win over Denver Broncos at Coliseum.

2008

April 26—Raiders select Arkansas running back Darren McFadden in first round of 2008 NFL Draft. Sept. 30—Tom Cable introduced as Raiders interim head coach. Oct. 19—Sebastian Janikowski sets franchise and NFL overtime record by kicking 57-yard field goal to beat the New York Jets, 16-13. Nov. 9—Janikowski becomes Raiders all-time scoring leader, surpassing Pro Football Hall of Famer George Blanda's franchise mark of 863 career points.

2009


Feb. 4—Raiders name Tom Cable head coach. April 26—Raiders select Maryland wide receiver Darrius Heyward-Bey in first round of 2009 NFL Draft. Aug. 8—Former Raiders S Rod Woodson inducted into Pro Football Hall of Fame. Sept. 14—Raiders begin 50th season of pro football competition with regular-season opener on Monday night vs. San Diego Chargers at Oakland-Alameda County Coliseum. Dec. 27—Sebastian Janikowski sets a Raiders record with 61-yard field goal at Cleveland, marking the third-longest field goal in NFL history.

2010

Jan. 3—Sebastian Janikowski reaches 1,000 career points with 39-yard field goal against Baltimore Ravens. April 22—Raiders select Alabama linebacker Rolando McClain in first round of 2010 NFL Draft. Aug. 7—Former Raiders WR Jerry Rice inducted into Pro Football Hall of Fame. Oct. 24—Raiders set franchise record by scoring 59 points in win at Denver. Dec. 26—Rookie Jacoby Ford sets Raiders season and career record with his third kickoff return for a touchdown in 2010. Janikowski sets franchise single-season scoring record, surpassing mark of 132 set by Jeff Jaeger in 1993.

2011

Jan. 2—Raiders conclude season sweep of AFC West opponents with 31-10 victory at Kansas City. Jan. 18—Hue Jackson named head coach of Raiders. Sept. 12—Raiders begin 52nd season of pro football competition on Monday Night Football at Denver. K Sebastian Janikowski ties NFL record and breaks own franchise mark by kicking 63-yard field goal. Oct. 8—Raiders Owner Al Davis, a pro football pioneer, trailblazer, maverick and giant, passes away at age 82 after leading the franchise for half a century. Oct. 9—Raiders defeat Houston Texans, 25-20, in first game without the franchise's leader. Oct. 18—Days after QB Jason Campbell breaks collar bone, team acquires QB Carson Palmer from Cincinnati for two draft choices. Nov. 27—Janikowski sets Raiders record and ties NFL mark with six field goals in victory over Chicago, while P Shane Lechler snaps a franchise mark with an 80-yard punt.



Oct. 16, 2011, vs. Cleveland Browns—Al Davis Memorial Game

2012

Jan. 10—Owner Mark Davis names Reggie McKenzie as new Raiders general manager, first individual hired by franchise for that position since Al Davis in 1963. A former Raiders player, McKenzie served in a player personnel capacity with the Green Bay Packers for 18 years. Jan. 29—LS Jon Condo, K Sebastian Janikowski, P Shane Lechler and DT Richard Seymour represent Raiders at the Pro Bowl. Jan. 30—Broncos defensive coordinator Dennis Allen introduced as Raiders head coach.

2013

Jan. 27—FB Marcel Reece represents the Raiders at the Pro Bowl in Honolulu. April 25—Raiders select CB DJ Hayden from the University of Houston with the 12th overall pick in the NFL Draft. Oct. 6—S Charles Woodson recovers a San Diego fumble and returns it 25 yards for a score, matching an NFL record with his 13th career defensive touchdown. Oct. 27—QB Terrelle Pryor sets a franchise record with a 93-yard touchdown run against Pittsburgh, marking the longest touchdown run by a quarterback in NFL history.

2014

Jan. 26—FB Marcel Reece participates as a member of Team Sanders at the Pro Bowl in Honolulu. May 8—Raiders select LB Khalil Mack from the University of Buffalo with the fifth overall pick in the NFL Draft. Aug. 2—Ray Guy inducted into Pro Football Hall of Fame, becoming first pure punter enshrined. Sept. 28—Raiders play Miami Dolphins at London's Wembley Stadium, marking franchise's first regular season game outside of the United States. Sept. 30—Tony Sparano named Raiders interim head coach. Nov. 20—Charles Woodson records a sack in victory over Chiefs to become first player in NFL history with 50 career interceptions and 20 career sacks.

2015

Jan. 16—Raiders introduce Jack Del Rio as 19th head coach in team history. Raiders executive Marc Badain announced as team President. Jan. 25—FB Marcel Reece plays in third straight Pro Bowl as a member of Team Irvin in Glendale, Ariz. April 30—Raiders select Alabama WR Amari Cooper with the fourth overall pick in the NFL Draft. Aug. 8—Former Raiders WR Tim Brown and personnel executive Ron Wolf inducted into Pro Football Hall of Fame. Oct. 11—K Sebastian Janikowski plays in his 241st career game, surpassing Pro Football Hall of Famer Tim Brown as Raiders' all-time leader in service. Dec. 13—DE Khalil Mack records five second-half sacks at Denver to tie the Raiders' single-game record set by Pro Football Hall of Famer Howie Long in 1983. Dec. 22—S Charles Woodson announces to local media his intent to retire at the conclusion of the 2015 season.

2016

Jan. 8 – DE Khalil Mack makes history as the first-ever player to be named Associated Press first-team All-Pro at two different positions, garnering recognition at both defensive end and linebacker. Jan. 31 – QB Derek Carr, WR Amari Cooper, DE Khalil Mack, RB Latavius Murray and S Charles Woodson represent the Raiders at the Pro Bowl in Honolulu. Along with the selection of FB Marcel Reece, the six players mark the most Raiders since 1994. April 29 – Raiders select West Virginia S Karl Joseph with the 14th overall pick in the 2016 NFL Draft. Aug. 6 – Former Raiders QB Ken Stabler inducted into Pro Football Hall of Fame. Sept. 25 – K Sebastian Janikowski becomes the NFL's all-time leader with his 53rd career field goal of 50-or-more yards. Oct. 30 – QB Derek Carr sets a franchise single-game record with 513 passing yards in a 30-24 overtime victory at Tampa Bay. Nov. 21 – The Raiders post a 27-20 win over the Houston Texans at Estadio Azteca in Mexico City, the first regular-season Monday Night Football game played outside the United States. Dec. 4 – QB Derek Carr becomes the first NFL quarterback with five game-winning touchdown passes in the fourth quarter or overtime in a single season, leading the Raiders to a 38-24 win over the Buffalo Bills Dec. 16 – Raiders clinch first playoff berth since 2002 with a 19-16 victory at San Diego.

2017

Jan. 7 – QB Connor Cook becomes first quarterback in Super Bowl era to make first-career start in a postseason game, as Raiders fall 27-14 in AFC Wild Card Game at Houston. Jan. 19 – Jack Del Rio named the Maxwell Club's Greasy Neale Professional Coach of the Year, becoming the sixth Raiders coach to earn an NFL Coach of the Year honor. Reggie McKenzie named NFL Executive of the Year by PFWA, joining Al Davis as the only Raiders to have earned the award. Jan. 29 – C Rodney Hudson, S Reggie Nelson and G Kelechi Osemele participate in the Pro Bowl in Orlando. The trio are part of an NFL-high seven Raiders initially named to the AFC squad. Feb. 4 – DE Khalil Mack is named the Associated Press Defensive Player of the Year, becoming the first Raider since 1980 to earn the award. March 27 – By a vote of 31-1 by NFL owners, the Raiders are approved for relocation to Las Vegas. April 27 – Raiders select Ohio State CB Gareon Conley with the 24th overall pick in the 2017 NFL Draft. Sept. 10 – K Giorgio Tavecchio becomes first player in NFL history to make two field goals of at least 50 yards in his NFL debut at Tennessee. Nov. 13 – Raiders officially break ground on Las Vegas stadium site.

2018

Jan. 9 – Jon Gruden introduced as the head coach of the Oakland Raiders, returning to the post he previously held from 1998-2001. Jan. 29 – QB Derek Carr, C Rodney Hudson and G Kelechi Osemele represent the Raiders at the Pro Bowl in Orlando. April 26 – Raiders select T Kolton Miller from UCLA with the 15th overall pick in the NFL Draft. Aug. 4 – Former Raiders WR Randy Moss inducted into Pro Football Hall of Fame. Dec. 30 – Raiders QB Derek Carr breaks Peyton Manning's NFL record for completions through a player's first five seasons with 1,750. Dec. 31 – Mike Mayock introduced as the third General Manager in franchise history.

2019

Jan. 14 – Raiders break ground on new team headquarters and practice facility in Henderson, Nev. Jan. 27 – TE Jared Cook represents the Raiders at the Pro Bowl in Orlando. April 25 – Raiders select DE Clelin Ferrell from Clemson, RB Josh Jacobs from Alabama and S Johnathan Abram from Mississippi State in the first round of the NFL Draft. Sept. 9 – Raiders defeat Broncos in season opener on Monday Night Football, 24-16, giving Head Coach Jon Gruden his 100th career regular-season victory. Sept. 15 – QB Derek Carr passes Ken Stabler (19,078) for first place on the Raiders all-time passing yards list. Nov. 3 – RB Josh Jacobs breaks the franchise rookie rushing record of 697 yards set by Marcus Allen in 1982.

2020

Jan. 22 – In a ceremony at Allegiant Stadium, the team officially becomes the Las Vegas Raiders. Jan. 26 – C Rodney Hudson represents the Raiders at the Pro Bowl in Orlando. Fellow offensive lineman, T Trent Brown, also selected to the Pro Bowl but did not participate due to injury. April 23 – Raiders select WR Henry Ruggs III from Alabama and CB Damon Arnette from Ohio State in the first round of the NFL Draft. July 28 – Raiders open training camp at Raiders Headquarters/Intermountain Performance Center in Henderson, Nev. Sept. 13 – In the first game as the Las Vegas Raiders, the Silver and Black defeat the Carolina Panthers on the road, 34-30. Sept. 21 – Raiders open Allegiant Stadium with a 34-24 victory over the New Orleans Saints on Monday Night Football. FB Alec Ingold scores the first Raiders touchdown in Las Vegas, catching a 3-yard pass from QB Derek Carr in the second quarter.



Sept. 21, 2020 vs. New Orleans Saints – First Game in Allegiant Stadium

2021

Jan. 3 – On a record-setting day, TE Darren Waller breaks Tim Brown's single-season franchise record for receptions, catching his 105th pass of 2021 for a 15-yard gain in the fourth quarter of a 32-31 win at Denver. Waller finishes the season with 107 catches. Earlier on the same drive, RB Josh Jacobs eclipses the 1,000-yard mark for the season to become the first Raiders running back to rush for 1,000 yards in each of his first two campaigns, and QB Derek Carr surpasses the 4,000-yard passing total for the third-straight campaign to set a team record. Earlier in the same contest, K Daniel Carlson's PAT at the end of the first half gives him 143 points to break Sebastian Janikowski's single-season record of 142 points set in 2010. April 20 – Raiders select T Alex Leatherwood from Alabama in the first round of the NFL Draft. The Raiders conclude the draft without selecting a single offensive skill position player for the first time in franchise history. Aug. 8 – Former Raiders Head Coach Tom Flores and defensive back Charles Woodson inducted into Pro Football Hall of Fame. Aug. 14 – Raiders host preseason game against Seattle Seahawks, marking first time fans attend a home game at Allegiant Stadium. Oct. 11 – Raiders name Rich Bisaccia as Interim Head Coach.

2022

Jan. 9 – Derek Carr passes for 186 yards in a playoff-clinching victory over the Los Angeles Chargers, breaking a 20-year-old team record with 4,804 passing yards on the season. In the same contest, K Daniel Carlson kicks five field goals and accounts for 17 points to give him a league-leading 150 points and break his own single-season club mark set in 2020. Carlson's game-winning field goal in overtime against the Chargers gives the Raiders their sixth win of the season on the final play of regulation or overtime. Jan. 31 – Owner Mark Davis introduces new General Manager Dave Ziegler and Head Coach Josh McDaniels during a press conference at Raiders Headquarters in Henderson, Nev. Feb. 6 – P AJ Cole, DE Maxx Crosby, LB Denzel Perryman and WR Hunter Renfrow represent the Raiders at the Pro Bowl in their home building, Allegiant Stadium. Crosby is named the game's Defensive Most Valuable Player after recording two sacks in an AFC win. July 7 – Sandra Douglass Morgan named team President by Owner Mark Davis during a press conference at Allegiant Stadium. Aug. 4 – Raiders open preseason against the Jacksonville Jaguars in the Hall of Fame Game in Canton, Ohio. Aug. 6 – Former Raiders WR Cliff Branch and DL Richard Seymour inducted into the Pro Football Hall of Fame. Nov. 27 – RB Josh Jacobs rushes for 229 yards at Seattle, including a game-winning 86-yard touchdown in overtime, to break Napoleon Kaufman's single-game franchise record of 227 yards set in 1997.

2023

Jan. 1 – Davante Adams hauls in seven passes for 153 yards against San Francisco to snap Tim Brown's franchise record of 1,408 receiving yards set in 1997. Adams finishes the season with a franchise-record 1,516 receiving yards. Jan. 7 – Daniel Carlson hits a 54-yard field goal in the first quarter of the season finale, marking his 11th field goal of 50-or-more yards to break the NFL single-season record. RB Josh Jacobs finishes the season with 1,653 rushing yards to lead the NFL, becoming just the third Raiders running back and the first since 1985 to win a league rushing crown. Feb. 2 and Feb. 5 – WR Davante Adams, QB Derek Carr, P AJ Cole, DE Maxx Crosby and RB Josh Jacobs represent the Raiders at the first-ever Pro Bowl Games at Raiders Headquarters and Allegiant Stadium. April 27 – Raiders select Texas Tech DE Tyree Wilson with the No. 7 overall pick in the NFL Draft.


EXTRA POINTS



SILVER AND BLACK PRODUCTIONS

SILVER AND BLACK PRODUCTIONS

Silver and Black Productions, a 18-time Emmy® Award-winning in-house media operation, provides viewers with innovative, cutting edge and behind-the-scenes content devoted solely to the Las Vegas Raiders.



COX Studio at the Intermountain Health Performance Center

NETWORK PARTNERS

- **LAS VEGAS:**
 - KVVU 5: FOX
 - KLAS 8: CBS
 - KTNV 13: ABC
 - KSNV 3: NBC
- **NEXSTAR MEDIA GROUP:**
 - KTLA 5 (LA): CW
 - KRON 4 (BAY AREA): MY NETWORK TV
 - KTVX 4 (SALT LAKE CITY): ABC
 - KHON 2 (HAWAII): FOX/CW
 - KGET 17 (BAKERSFIELD): NBC
- **NEVADA SPORTS NET:**
 - KNSN 21 (RENO, NV)
- **YOUR ALASKA LINK:**
 - KYUR, NYUR, KTBY (ANCHORAGE, AK)
 - KATN, NATN, OATN (FAIRBANKS, AK)
 - KJUD, NJUD, OJUD (JUNEAU, AK)

THE SILVER AND BLACK SHOW

Entering its 25th season, The Silver and Black Show provides a comprehensive look at the upcoming matchups through timely and topical analysis on both teams, featuring the only on-camera weekly exclusive interview with Las Vegas Raiders Head Coach Josh McDaniels. Supplemented by in-depth profiles on players past and present. The Silver and Black Show remains the pre-eminent source for weekly coverage of the NFL's most storied franchise, the Las Vegas Raiders.

Network: KLAS 8-CBS (Las Vegas), Nexstar Media Group, KNSN-TV (Nevada Sports Net) and Your Alaska Link

RAIDERS DRAFT SPECIAL

The Raiders Draft Special is a one-hour draft primer that provides fans with up-to-date analysis on the Silver and Black heading into the NFL Draft. Analysts discuss top college athletes and review game film to better understand who may be available when the Raiders are on the clock.

Network: Las Vegas: KTNV 13-ABC, Nexstar Media Group, KNSN-TV (Nevada Sports Net) and Your Alaska Link.

RAIDERS TRAINING CAMP SPECIAL

The Raiders Training Camp Special is a weekly, in-depth look at the progress of the Las Vegas Raiders during 2023 Training Camp. This program covers all the position battles and major storylines with studio analysts and special guests.

Network: Las Vegas: KSNV 3—NBC

RAIDERS PRESEASON TELECASTS

The Raiders' three preseason telecasts are produced in-house and provide extensive coverage and exclusive insights on the team as the regular season closes in.

Las Vegas: KVVU 5—FOX, Nexstar Media Group and KNSN-TV (Nevada Sports Net)

RAIDERS PREGAME LIVE (PRESEASON)

Before kickoff of the Raiders' three in-house produced preseason, watch coverage on the team's current matchup with last-minute news, transactions, and analysis of the Silver and Black and their opponent.

Network: Las Vegas: KVVU 5—FOX

RAIDERS SEASON PREVIEW

A one-hour season preview as the Raiders embark on the 2023 season. Hosts and analysts examine the Raiders' 2023 offseason in totality while providing viewers an overview of what to expect from the team this season.

Network: All Network Partners.

RAIDERS PREGAME LIVE

Pregame Live is a must-watch program that leads into the Silver and Black's gameday, providing extensive coverage on the team's matchup with last-minute news and analysis of the Raiders and their opponent before kickoff.

Network: Las Vegas: KLAS 8—CBS

POST GAME LIVE

The action continues after the game with the KVVU FOX5 Las Vegas sports team recapping the Silver and Black's performance on the field. Live press conferences, interviews and on-site reporters cover the Raiders from pregame to postgame.

Network: Las Vegas: KVVU 5—FOX

RAIDERS GAMEDAY

Raiders Gameday is the premier source for postgame analysis of every Raiders' game during the 2023 season. Featuring postgame press conferences highlights and exclusive interviews, analysts provide an in-depth breakdown of each week's outcome.

Network: Las Vegas: KVVU 5—FOX, Nexstar Media Group, KNSN-TV (Nevada Sports Net) and Your Alaska Link.

RAIDERS PRESS CONFERENCE LIVE

Tune in as Las Vegas Raiders Head Coach Josh McDaniels offers observations of the team's performance the day after each game. Listen to the questions live as Coach McDaniels provides insight into the outcome of the game. Studio hosts and analysts break down Coach McDaniels' thoughts and offer updated information as the team prepares for its next opponent.

Network: Las Vegas: KVVU 5—FOX

RAIDERS: TALK OF THE NATION

Hosted by Sibley Scoles, *Talk of the Nation* focuses on lifestyle and community events surrounding the Raiders in a fun, fast-paced and energetic 30-minute show. Join the discussion between a mix of local and national media personalities and celebrities as they weigh in on several topics each week from the point of view of Raider Nation.

Network: Las Vegas: KSNV 3—NBC

RAIDERS.COM

The Raiders were one of the first professional sports franchises to launch an official website when the team went online in 1995. Now, 28 years later, the site remains a direct and reliable source for Raiders' content and entertainment. Raiders.com continues to provide exclusive video interviews, comprehensive photography, official press releases, transactions, player stats and biographies, profiles on current and former players and team personnel, press conference videos and much more.

RAIDERS + ALLEGIANT STADIUM MOBILE APP

In May of 2015, the Raiders released a brand-new mobile application to provide fans with up-to-the-minute information regarding the Silver and Black and added Allegiant Stadium in 2020. The mobile app gives viewers access to live-streamed press conferences, player stats, videos, photo galleries, articles and more. The Raiders + Allegiant Stadium app is the perfect tool for anything and everything Raiders and Allegiant Stadium, the award-winning state-of-the-art global events destination that, in addition to serving as home of the Raiders and UNLV Football, also hosts world-class music artists, entertainment and sporting events including Super Bowl LVIII in 2024 as well as the annual Pac-12 Championship Game and Las Vegas Bowl.


SOCIAL MEDIA

Daily updates and content surrounding the Silver & Black can be seen by following the Las Vegas Raiders on any one of the following social media platforms:

Twitter (@Raiders), Facebook (Las Vegas Raiders), Instagram (@Raiders), YouTube (YouTube.com/Raiders), LinkedIn (Las Vegas Raiders), and TikTok (@Raiders).

RAIDERS PODCAST NETWORK

The Raiders Podcast Network (RPN) is the official audio vertical of Silver and Black Productions. Through a variety of programs, RPN provides thorough coverage and commentary of all things Las Vegas Raiders. Based out of the organization's state-of-the-art podcast studio located inside the Intermountain Health Performance Center, fans can listen to the team's entire audio catalogue at www.raiders.com/audio, www.raiders.com/podcasts, Spotify and iTunes.



UPON FURTHER REVIEW

Airing weekly, year-round, this podcast is hosted by Raiders.com's Eddie Paskal. Presented by Coors Light, Upon Further Review focuses on off-the-field news and events related to the Silver and Black.

THE MORNING GRIND

Start your morning with a daily dose of all things Las Vegas Raiders: injury updates, roster moves, team news and everything in between. The Morning Grind airs weekly during the NFL season and surrounding tentpole events during the offseason.

THE 5TH QUARTER

ESPN'S Jason Fitz, Raiders.com's Eddie Paskal and a rotating cast of co-hosts - including Raiders Alumni recap every Raiders' matchup and offer instant reactions and takeaways from the game. *The 5th Quarter* airs following each of the Silver and Black's preseason and regular season games.

ONCE A RAIDER, ALWAYS A RAIDER

Hosted by JT the Brick, *Once A Raider, Always A Raider* spotlights the organization's most important asset - its Alumni. This podcast shines a light on all the former players that have proudly worn the Silver & Black uniforms and their stories.

RAIDERS RADIO NETWORK GAMEDAY BROADCAST INFORMATION



Lotus Broadcasting Corp's KOMP 92.3 FM "The Rock Station" and KRLV "Raider Nation Radio 920 AM," a 24/7 sports-talk station that is home for daily Raiders content year-round, serve as the Silver and Black's flagship radio stations in Las Vegas via Compass Media Network. In addition to the flagship radio stations, you can listen live by downloading the Raiders + Allegiant Stadium app. If you are an out-of-market fan, listen in with NFL Game Pass.

Raiders gameday broadcasts include the popular "Raiders Opening Drive" pregame show, beginning two hours prior to each game. Following the postgame wrap-up, coverage will continue to feature its 90-minute local postgame show, "Raiders Extra Point."

RAIDERS RADIO BROADCAST TEAM

Jason Horowitz returns for his second season as radio play-by-play announcer for the Silver and Black. Horowitz will again be joined on the call for all Raiders games this season by former All-Pro tackle Lincoln Kennedy, who starred for the Silver and Black from 1996-2003, where he anchored the offensive line that captured three straight AFC West titles (2000, 2001, and 2002) and played in Super Bowl XXXVII.

Horowitz has most recently called Army Football games for CBS Sports Network and has been the lead studio anchor of Westwood One's NCAA Football and Basketball coverage, a role he held since 2009. His additional work with Westwood One includes NCAA tournaments and Final Four games since 2014 and various shows on SiriusXM NFL Radio and ESPNU over the past 13 years. Horowitz's work has also included coverage of Super Bowls, Olympic Games and Final Four Games. He has also called FCS Championship Games and hosted NFL Drafts.

Kennedy, who moved to the booth to handle color analyst duties in 2018 after serving as Raiders Radio sideline reporter for four seasons, continues to call PAC-12 college football games as the color analyst. Prior to joining the Raiders Radio Network broadcast, Kennedy hosted a national radio show on Fox Sports Radio, was on the NFL Network for two years and served as a track reporter during NASCAR races. Kennedy has also made numerous appearances on both the large and small screen. An All-American at the University of Washington, Kennedy was inducted into the College Football Hall of Fame in 2015.

Hosts/analysts of the Raiders Radio pregame and postgame shows are JT The Brick and Eric Allen.

JT The Brick, in his fourth decade with the Raiders, hosts his popular show on Raider Nation Radio 920 AM and is a regular on a number of Raiders media platforms.

Allen spent the last four of his 14 NFL seasons with the Raiders, where he played in 58 games and picked off 15 passes for 256 yards, scored three defensive touchdowns and helped the Silver and Black win the AFC West in 2000 and 2001. Over his NFL career, Allen recorded 54 interceptions, nine defensive touchdowns and played in six NFL Pro Bowls.

RAIDERS RADIO NETWORK AFFILIATES

Las Vegas	KOMP 92.3 FM	Needles, CA	KTOX 1340 AM
Las Vegas	KRLV 920 AM	Palm Springs, CA	KCLB 93.7 FM
Albuquerque, NM	KNML 610 AM	Paso Robles, CA	KPRL 1230 AM
Anchorage, AK	KOAN 1080AM	Phoenix, AZ	KDUS 1060AM
Baker, CA	KHRQ 94.9 FM	Price, UT	KOAL 750 AM
Bakersfield, CA	KGEO 1230 AM	Redding, CA	KNRO 1670 AM
Chico, CA	KFMF 93.9 FM	Reno, NV	KUUB 94.5 FM
Corvallis, OR	KEJO 1240 AM/KTHH 990 AM	Riverside, CA	KPWK 1350 AM
El Centro, CA	KXO 107.5 FM	Sacramento, CA	KHTK 1140 AM
Elko, NV	KEAU 104.7 FM	Salt Lake City, UT	KZNS 1280 AM/KZNS 97.5 FM
Eureka, CA	KWSW 980 AM	San Diego, CA	KGB 760 AM
Fort Bragg, CA	KDAC 1230 AM	San Francisco, CA	KSRO 1350AM
Fresno, CA	KFIG 940 AM/KFFT 790 AM	San Luis Obispo, CA	KXTK 1280 AM
Honolulu, HI	KHVH 830 AM	Santa Cruz, CA	KOMY 1340AM
King City, CA	KRKC 102.1 FM	St. Cloud, MN	WBHR 660 AM
Lakeport, CA	KXBX 1270 AM	St. George, UT	KHKR 1210AM/97.7 FM
Lenwood, CA	KHDR 96.9 FM	Stockton, CA	KWSX 1280 AM
Los Angeles, CA	KLAA 830AM	Twenty-nine Palms, CA	KCLZ 95.5 FM
Mariposa, CA	KDJK 103.9 FM	Ukiah, CA	KUKI 1400 AM
Maui, HI	KAOI 1110 AM	Willits, CA	KLLK 1250 AM
Modesto, CA	KHKK 104.1 FM/ KFIV 1360AM		

RAIDERS RADIO NETWORK GAMEDAY BROADCAST INFORMATION—SPANISH

Lotus Broadcasting Corp's Deportes Vegas 1460AM serves as the Las Vegas Raiders Spanish Flagship Radio Station. Deportes Vegas 1460AM entertains and informs with 24/7/365 sports-talk in Spanish and provides Raider Nation with hour-long pregame and postgame shows, the longest duration for NFL Spanish Radio broadcasts. The Raiders Spanish Radio Network serves fans on stations in the region through its affiliates network.

RAIDERS SPANISH RADIO NETWORK AFFILIATES

Las Vegas, NV	KENO 1460AM	Reno, NV	KFOY 1060AM
Los Angeles, CA	KFWB 980AM	Sacramento, CA	KVMX 92.1FM & 890AM
Bakersfield, CA	KWAC 1490AM	San Diego, CA	XHMORE 98.9FM
Fresno, CA	KHIT 107.1FM	San Francisco, CA	KSFN 1510AM

RAIDER NATION RADIO 920 AM WEEKLY LINEUP

The Morning Tailgate with Clay Baker – 7:00-10:00 AM

Clay and his rotating cast of co-hosts start your day the way every football day should start, with a great tailgate.

The Rich Eisen Show – 10:00-12:00 PM

Rich Eisen mixes an engaging blend of football insight, offbeat humor and pop culture while attracting the most recognizable names in sports and entertainment.

The JT the Brick Show – 12:00-2:00 PM

No one understands Raider Nation and the sports landscape quite like JT the Brick. Tune in for radio's most interactive sports talk show.

Unnecessary Roughness – 2:00-5:00 PM

Your Boy Q taps into the heart and soul of Raider Nation each weekday with great topics, great guests and most importantly – with you.



ALLEGIANT STADIUM

FACTS /// STATS /// FIGURES

STADIUM FEATURES

- 19M LB** RETRACTABLE ROLLING NATURAL TURF
- 28,000 SF** OPERABLE WALLS
- 144** SUITES
- 8,114** CLUB SEATS
- 44** LOGE SEATS
- 50,298** RESERVED SEATS

STADIUM COST


\$1.9B TOTAL STADIUM DEVELOPMENT

LAS VEGAS AT WORK

- 5M+** CRAFT-HOURS DURING CONSTRUCTION
- 6,000** RECURRING JOBS ONCE COMPLETED
- 15%** SMALL LOCAL BUSINESS PARTICIPATION
- FOCUSED MINORITY + FEMALE WORKFORCE GOALS

CONSTRUCTION MILESTONES

<p>NOV-DEC 2017</p> <p>Site mobilization and site clear Excavation</p>	<p>JAN-FEB 2018</p> <p>Start construction (earthwork + deep foundations)</p>	<p>MAR-APR 2018</p> <p>Foundations</p>	<p>MAY-DEC 2018</p> <p>Cast-in-place concrete structure</p>	<p>JULY-AUG 2018</p> <p>Start structural steel erection - truss columns</p>
<p>JAN-FEB 2019</p> <p>Precast stadia erection</p>	<p>MAR-APRIL 2019</p> <p>Start drywall/ interior finishes</p>	<p>AUG - SEP 2019</p> <p>Structural Steel Erection Complete</p>	<p>MAR-APR 2020</p> <p>Vertical enclosure + roof system complete</p>	<p>JULY 2020</p> <p>Cert. of Occupancy Substantial Completion</p>





LAS VEGAS RAIDERS HEADQUARTERS



The Intermountain Health Performance Center and Raiders Headquarters includes a three-story, 139,000-square-foot office area, along with a 150,000-square-foot field house that houses one-and-a-half indoor football fields. There are three outdoor football fields and a 50,000-square-foot performance center, which includes a state-of-the-art training facility and an outdoor pool. Other amenities include the Cox Studio, a full-scale production workspace used by Silver and Black Productions and other media affiliates, as well as the Ubeo Press Room, which hosts local, national and international media and serves as the home for the Raiders press conferences.

55 ACRE LOT
GROUNDBREAKING
JANUARY 14, 2019
TOPPING OUT
JULY 10, 2019
COMPLETED JUNE 2020
THREE OUTDOOR NATURAL
GRASS FIELDS
AGILITY HILL & SAND PIT FOR TRAINING
ONE AND A HALF ARTIFICIAL TURF
INDOOR FIELD
STATE-OF-THE-ART TRAINING FACILITIES

VIEWING PLATFORM INTO
THE INDOOR FIELD
SMALL VIEWING PLATFORM ONTO
THE OUTDOOR FIELDS
OUTDOOR TRAINING POOL, HOT TUB,
COLD TUB & TREADMILL TUB
COX STUDIO
M RESORT TEAM ROOM & PLAYERS
LOUNGE
UBEQ PRESS ROOM
16 ELECTRIC CAR CHARGERS
TOTAL SQUARE FEET: 336,227



THE RAIDER IMAGE

OFFICIAL TEAM STORE



The Raider Image is the official merchandising arm of the Las Vegas Raiders. There are seven Raider Image stores in Southern Nevada and one in California, all owned and operated by the Las Vegas Raiders. The flagship Raider Image, an 18,500-square-foot store that opened in September 2020, is located at the north entrance of Allegiant Stadium and is open year-round for fans.

Two new Raider Image locations opened in Southern Nevada early last year, one in Downtown Summerlin and the other at the Harry Reid International Airport C Gates. The other locations in the Las Vegas Valley are the flagship location at Allegiant Stadium, Town Square Las Vegas, Fashion Show Mall, The Shoppes at Mandalay Place and Miracle Mile Shops. In addition, there are “shop-in shops” at the Aria, Bellagio, and M Resort. The Raider Image continues to expand in the Las Vegas market, with a secondary location at Harry Reid Airport opening in the Fall – T3, Gate E9.

In addition, The Raider Image e-commerce store provides the best selection of merchandise for Raider fans around the world with thousands of products available online and on the mobile app. Find the online store through [RAIDERS.COM/SHOP](https://www.raiders.com/shop) and follow @theraiderimage on Instagram for on-field style updates and new arrivals.



RAIDERS IN THE COMMUNITY



The Las Vegas Raiders Community Relations Department strives to enrich the community and enhance the lives of others through outreach programs, initiatives and partnerships in the areas of education, health and fitness, volunteerism, community engagement and charitable giving. During the 2022 season, these efforts impacted 3,661 people, 264 nonprofit organizations and provided 2,609 meals in Nevada. Additionally, 92 players have made 519 total appearances supporting 85 Raiders community programs and events.

The 2022 season encapsulated giveback that included, but was not limited to, hosting youth holiday celebrations for children across the Las Vegas valley, honoring teachers for their work inside and outside of the classroom and showing appreciation to healthcare professionals, local police and firefighters for their contributions to the Las Vegas community.

Additional Raiders community activations included creating memorable experiences for children and teens battling critical illnesses, facilitating shopping sprees for needed items with at-risk youth struggling with addiction, reading to local students to encourage learning outside of the classroom, and creating opportunities for youth to become active outside through fitness programs that promote living a healthy lifestyle.



RAIDERS FOOTBALL DEVELOPMENT



The Raiders celebrate youth and high school football year-round through camps, activities and engaging experiences. Our goal as a department is to engage players at every stage to develop them as great people on and off the field. The game inspires character, leadership, resilience and teamwork along with key life skills that transfer from the huddle to the classroom and beyond.

The Raiders have made substantial investments in supporting youth and high school football, donating equipment, funding coach certification and engagement of the entire student body throughout the state of Nevada. Since 2018, the Raiders have donated \$610,000 worth of football equipment including helmets, cleats, gloves, uniforms and tackle pads.

In 2022, the Raiders collaborated with the City of Las Vegas Parks & Recreation Department to create Silver & Black Flag Football Leagues. Through partnership with NFL FLAG, the Silver & Black League produced raiders branded uniforms, flag kits and special Raiders experiences for 1,500 youth.

The Raiders honor a coach each week during both tackle and flag football high school football seasons with the Tom Flores High School Coach of the Week award. Named after Raiders two-time Super Bowl winning Head Coach and Pro Football Hall of Famer Tom Flores, the Tom Flores High School Coach of the Week Program recognizes local high school football coaches who continuously demonstrate hard work and dedication to their communities creating successful teams on and off the field. Through partnerships with USA Football, the Raiders facilitated the certification of 12,000 youth football coaches across Nevada allowing them to provide exceptional and safe football experiences to student athletes.

Since 2018, The Raiders have conducted 290 Raiders Junior Training Camps in Southern Nevada serving over 35,000 youth. Raiders Junior Training Camps features the educational and recreational benefits of football presented in a safe and fun environment for kids regardless of age, gender, ability or experience.

For more information, please visit <https://www.raiders.com/community/youth-football>






FOUNDATION



The Raiders Foundation is the charitable arm of the Las Vegas Raiders and advocates for the community through the support of active military and veterans, youth development, and growing the game of football.





The Raiders Alumni Relations Department serves to preserve and promote the relationships between the organization, its fans and its more than 900+ Alumni. By utilizing outreach and camaraderie, we aim to ensure the overall well-being of our organization's most valuable asset, the Raiders Alumni. The department upholds the motto "Once a Raider, Always a Raider" through intentionally developing opportunities for meaningful Alumni engagement.



Raiderettes®


Football's Fabulous Females



ANNALISE
Rookie



ASHLEY
Rookie




AUDREY
5th Year



BRITTANY
Rookie




CAMILLE
Rookie



CAMRYN
4th Year



CHEYANNE
Rookie



CIERRA
2nd Year



CLAUDIA
2nd Year




DANIELLE
3rd Year



DEVYN
Rookie




JENNA
3rd Year



JORDIE
Rookie



KELSEY
Rookie



KENNEDY
2nd Year



KYLEE
2nd Year




KYLIE
2nd Year



LEXIE
2nd Year



LILAH
2nd Year



MADDIE
4th Year




MADISON
4th Year



MAKENNA P.
2nd Year



MAKENNA Z.
2nd Year



MEEKELA
Rookie



MEGAN
2nd Year



MEGHAN
4th Year



MONET
4th Year




MONICA
6th Year



PIP
Rookie




SHAYLA
2nd Year



TATIANA
2nd Year



VICKY
4th Year



TIPHONIE MCNIFF
Raiderettes
Director




STEPHANIE HARDY
Raiderettes
Manager



MARIA CABANDE
Manager,
Raiderettes The Studio



HANNIE DONG
Raiderettes
Assistant Coach



DEVIN MALLORY
Lead Instructor,
Raiderettes The Studio

@RAIDERS_PR TWITTER: Media can retrieve up-to-date schedules, notes and team information via the official Twitter account of the Raiders' Media Relations department, @RAIDERS_PR. The Raiders Media Relations department's email address is raiderspr@raiders.com.

TRAINING CAMP 2023: Training Camp will be hosted at Intermountain Health Performance Center/Raiders Headquarters, located at 1475 Raiders Way in Henderson, Nev., 89052.

TRAINING CAMP CREDENTIALS: Media requesting access to Training Camp should contact Raiders Media Relations Manager Cam Russo (crusso@raiders.com). Credential requests must be received 72 hours in advance of the desired date to attend.

MEDIA AVAILABILITY: Press conferences for all coaches, players and other personnel will be executed in person and potentially via video conference or conference call. Video of press conferences will be provided to local television and web-based outlets regularly. A media advisory with times and dates will be distributed to media via email.

GAME CREDENTIAL REQUESTS: Credential requests for home games will be honored only for working media on specific assignment for a recognized news or sports organization. Credentials will not be issued to freelance writers or photographers. All single-game requests must be received by 5 p.m. (PT) (crusso@raiders.com) on the Monday prior to each Sunday home game. All full-season and single-game credential requests must be submitted by an editor or sports director.

PARKING: Every effort will be made to accommodate requests for parking passes, but due to limited space, parking cannot be provided for all credentialed media. Television trucks that provide satellite, uplink or microwave functions will need to make prior arrangements with the Raiders Media Relations department.

MEDIA WILL CALL: Media Will Call is located at the Southwest entry gate of Allegiant Stadium, closest to Parking Lots A and K on Polaris Ave. Each member of the media must pick up their own individual credential and present corresponding photo identification. Media will call opens four hours prior to the scheduled kickoff and stays open until the end of the first quarter.

MEDIA ENTRANCE: The media entrance is clearly marked and located at the Southwest entry gate of Allegiant Stadium. Media credentials will not be honored at any other gate. All media must check in at the media entrance before entering Allegiant Stadium. For security purposes, individuals and their belongings will be searched upon entry into the stadium. Photographers and videographers can retrieve appropriate sideline vests at the media entrance.

MEDIA INFORMATION POOL REPORTER: As assigned by the Professional Football Writers of America (PFWA), the Las Vegas pool reporter for the 2023 season is Vic Tafur of The Athletic.

ON-FIELD AND POSTGAME INTERVIEWS: On-field postgame interviews will be accommodated in accordance with the NFL media policy.

INTERVIEW REQUESTS: The Raiders respectfully ask that all interview requests, for any member of the organization, be submitted through the team's Media Relations department. Players, coaches, executives or other team personnel should never be contacted by media directly by telephone, email, or via social media. Interview requests for Owner Mark Davis, General Manager Dave Ziegler, Head Coach Josh McDaniels and other club executives should be directed to Will Kiss (wkiss@raiders.com).

Interview requests for assistant coaches should be directed through the Raiders Media Relations department. Those requesting interviews with Raiders Coordinators should contact Will Kiss (wkiss@raiders.com).

Other assistant coaches will be made available in accordance with the NFL media policy. Individual interview requests will also be considered, provided the request is made at least 24 hours in advance to the Raiders Media Relations department. During a typical regular-season Sunday game week, coordinators are only available on Tuesdays, while other assistants are only available Wednesdays, Thursdays and Fridays. Following games, McDaniels is the only coach available for comment.

All player one-on-one requests should be made through the Raiders Media Relations department. With respect to all players, the Raiders will make them available to accredited media in accordance with the NFL's media policy.

Interview requests for Raiders Alumni, the team's Community, Foundation initiatives and Raiderettes should be directed to Director of Public Affairs Mike Taylor (mtaylor@raiders.com).

PRACTICE ACCESS & PHOTOGRAPHY/VIDEOGRAPHY GUIDELINES: Accredited members of the media that regularly cover the NFL are welcome to attend the first 30 minutes, or until the "team" portion, of regular-season practices. Photography and videography are allowed, in general, during this window. The team reserves the right to limit photography to certain periods due to competitive-advantage reasons. During any practice open to the media, media should stand at a safe distance and hold all belongings, including bags and video cameras. Tripods are not allowed on the field during practice, for safety reasons.

MEDIA INFORMATION

NFLONG MEDIA WEBSITE: Launched in 2020, The Las Vegas Raiders Online Media Guide is also accessible through an interactive platform on NFLONG.com. Tailored to be a one-stop shop for all media members, the Raiders' new home for online media will provide standard media guide information, weekly game releases, in-game player tracking features, in addition to statistical reports generated directly from NFL GSIS. If you wish to request a personal account, please contact Joseph Hooven(jhooven@raiders.com).

PRACTICE REPORTING POLICY: Blogging and tweeting from offseason, training camp and regular-season practices are permitted for practices that are open to the public. For all practices that are closed to the public, blogging and tweeting are permitted only within the designated viewing window. Consistent with Super Bowl reporting protocol for practices, the following are general reporting policies for all media, including blogging and tweeting:

- Media may note which players are practicing as well as those who are not.
- Media may report non-strategy and non-game plan observations.
- Not permitted is any reference to plays run or game strategy. This includes describing formations, personnel groupings (i.e., composition of offensive line) or non-conventional (i.e., "trick") plays.
- Not permitted is the reporting of which players are practicing with individual units (goal line offense, nickel/ dime defense, etc.)
- Not permitted is the reporting of practice injuries until the team has provided an official update.
- Access to the head coach will be provided for comments and injury updates.
- Not permitted is quoting, paraphrasing or reporting comments made by coaches, players or team personnel during a practice session.
- Not permitted are any photo/video transmissions after the designated shooting period has closed.
- Not permitted are wide-view photos/videos of formations and/or personnel groupings (shots must be tightly focused on the player/ball.)
- Not permitted is any audio of quarterback cadence, keywords, audibles, etc.
- All cell phones must be turned to "silent" or "vibrate" mode for practice and all press conferences.

MEDIA GUIDE: The 2023 Las Vegas Raiders Media Guide includes information current as of July 10, 2023. All writing, research and editing by Will Kiss, Mike Taylor, Cameron Russo, Joseph Hooven, Jade Capristo and Ashley Smith. Photography by Michael Clemens, Matt Aguirre, Jeff Bennett, the Associated Press and Sports Information departments of schools that have produced Raiders players. Additional photos are from the Raiders archive. The 2023 Las Vegas Raiders Media Guide is available online at Raiders.com.



WILL KISS
Senior Director - Media Relations
725-780-3230
wkiss@raiders.com
Hometown: San Francisco, Calif.
College: University of San Francisco



MIKE TAYLOR
Director of Public Affairs
725-780-3235
mtaylor@raiders.com
Hometown: Los Angeles, Calif.
College: University of Arizona



CAM RUSSO
Media Relations Manager
725-780-3234
crusso@raiders.com
Hometown: San Jose, Calif.
College: Seattle University



JOSEPH HOOVEN
Media Relations Coordinator
725-780-3232
jhooven@raiders.com
Hometown: Birmingham, Ala.
College: Auburn University



JADE CAPRISTO
Media Relations Coordinator
725-780-3231
jcapristo@raiders.com
Hometown: Huntington Beach, Calif.
College: San Francisco State University



ASHLEY SMITH
Media Relations Assistant
725-780-3231
asmith@raiders.com
Hometown: Las Vegas, Nev.
College: University of Kansas



VINCE LOMBARDI
TROPHY



SUPER BOWL XVIII
AFC vs NFC

VINCE LOMBARDI
TROPHY



SUPER BOWL XI
AFC vs NFC

VINCE LOMBARDI
TROPHY



BOWL XV
vs NFC



ВЕС АР ИЕС
СУПЕР БОУГ XI

LAS VEGAS RAIDERS

2023 SCHEDULE

PRESEASON

Sun., Aug. 13	San Francisco 49ers	1:00 p.m.
Sat., Aug. 19	at Los Angeles Rams	6:00 p.m.
Sat., Aug. 26	at Dallas Cowboys	5:00 p.m.

REGULAR SEASON

Sun., Sept. 10	at Denver Broncos	1:25 p.m.
Sun., Sept. 17	at Buffalo Bills	10:00 a.m.
Sun., Sept. 24	Pittsburgh Steelers	5:20 p.m.
Sun., Oct. 1	at Los Angeles Chargers	1:05 p.m.
Mon., Oct. 9	Green Bay Packers	5:15 p.m.
Sun., Oct. 15	New England Patriots	1:05 p.m.
Sun., Oct. 22	at Chicago Bears	10:00 a.m.
Mon., Oct. 30	at Detroit Lions	5:15 p.m.
Sun., Nov. 5	New York Giants	1:25 p.m.
Sun., Nov. 12	New York Jets	5:20 p.m.
Sun., Nov. 19	at Miami Dolphins	10:00 a.m.
Sun., Nov. 26	Kansas City Chiefs	1:25 p.m.
	BYE	
Sun., Dec. 10	Minnesota Vikings	1:05 p.m.
Thurs., Dec. 14	Los Angeles Chargers	5:15 p.m.
Mon., Dec. 25	at Kansas City Chiefs	10:00 a.m.
Sun., Dec. 31	at Indianapolis Colts	10:00 a.m.
TBD	Denver Broncos	TBD

POSTSEASON

Jan. 13-15	AFC and NFC Wild Card Playoffs
Jan. 20-21	AFC and NFC Divisional Playoffs
Jan. 28	AFC and NFC Championship Games
Feb. 11	Super Bowl LVIII, Allegiant Stadium, Las Vegas, Nevada

All times are Pacific; Time subject to change due to NFL flexible scheduling