



twenty twenty-four

# MEDIA GUIDE

**ARIZONA  
CARDINALS**





# 2024 ARIZONA CARDINALS SCHEDULE

ALL TIMES MST (AZ) | \*SUBJECT TO FLEXIBLE SCHEDULING

HOME

AWAY


SEAT GEEK

# 24

PRESEASON

 **SAINTS**  
AUGUST 10  
5:00 PM

 **COLTS**  
AUGUST 17  
4:00 PM

 **BRONCOS**  
AUGUST 25  
1:30 PM  
CBS

1

 **BILLS**  
SEPTEMBER 8  
10:00 AM  
CBS

2

 **RAMS**  
SEPTEMBER 15  
1:05 PM  
FOX


3

 **LIONS**  
SEPTEMBER 22  
1:25 PM  
FOX


4

 **COMMANDERS**  
SEPTEMBER 29  
1:05 PM  
FOX

5

 **49ERS**  
OCTOBER 6\*  
1:05 PM  
FOX

6

 **PACKERS**  
OCTOBER 13\*  
10:00 AM  
FOX

7

 **CHARGERS**  
OCTOBER 21  
6:00 PM  
CBS

8

 **DOLPHINS**  
OCTOBER 27\*  
10:00 AM  
FOX

9

 **BEARS**  
NOVEMBER 3\*  
2:05 PM  
CBS

REGULAR SEASON

10


 **JETS**  
NOVEMBER 10\*  
2:25 PM  
CBS

WEEK 11  
**BYE WEEK**

12

 **SEAHAWKS**  
NOVEMBER 24\*  
2:25 PM  
FOX

13

 **VIKINGS**  
DECEMBER 1\*  
11:00 AM  
FOX


14

 **SEAHAWKS**  
DECEMBER 8\*  
2:05 PM  
CBS

15

 **PATRIOTS**  
DECEMBER 15\*  
2:25 PM  
CBS


16

 **PANTHERS**  
DECEMBER 22\*  
11:00 AM  
FOX

17

 **RAMS**  
DECEMBER 28/29\*  
TBD

18

 **49ERS**  
JANUARY 4/5\*  
TBD



## TABLE OF CONTENTS

### CARDINALS STAFF

Directory, Cardinals Staff	4
Bidwill, Michael J. (Bio)	5-7
Ossenfort, Monti (Bio)	8
Gannon, Jonathan (Bio)	9-10
Coaches, Assistant (Bios)	11-38
Personnel/Scouting Staff (Bios)	39-49
Athletic Training/Equipment/Video (Bios)	49-50
Staff Photos	51-54

### THE PLAYERS

Player Bios, 2023	56-173
-------------------	--------

### 2022 SEASON REVIEW

Final Statistics, 2022	175
Defensive Statistics/Summaries 2022	176-179
Starting Lineups, 2022	180
Game-By-Game Offense/Defense, 2022	181-182
Game Summaries, 2022	183-199
Player Participation, 2022	200
Miscellaneous Stats, 2022	201-202

### RECORDS

Rushing Yards, Single-Game Bests	204-205
Passing Yards, Single-Game Bests	205-206
Receiving Yards, Single-Game Bests	206
Sacks, Single-Game Bests	206
Longest Runs	206-207
Longest Pass Plays	207
Longest Punts	207
Longest Punt Returns	207-208
Longest Kickoff Returns	208
Longest Interception Returns	208
Longest Fumble Returns	208

### RECORDS

100-Yard Rushing Games	208-209
100-Yard Receiving Games	210-212
300-Yard Passing Games	213-214
Scoring, Individual Records	214-215
Rushing, Individual Records	216
Passing, Individual Records	217-218
Receiving, Individual Records	218
Combined Yardage, Individual Records	219
Interceptions, Individual Records	219
Sacks, Individual Records	220
Punting, Individual Records	220
Punt Returns, Individual Records	221
Kickoff Returns, Individual Records	221-222
Fumbles, Individual Records	222
Longevity, Individual Records	222
Biggest Comebacks, Team Records	223-225
Scoring, Team Records	226
First Downs, Team Records	227
Total Yards, Team Records	227
Rushing, Team Records	227
Passing, Team Records	227-228
Interceptions, Team Records	228
Penalties, Team Records	228
Punting, Team Records	228
Punt Returns, Team Records	229
Kickoff Returns, Team Records	229
Fumbles, Team Records	229
Miscellaneous, Team Records	229
Cardinals In The Playoffs	230
Postseason Records, Individual	230-231
Postseason Records, Team	231-232
Playoff Game Summaries (1988-present)	233-238

### HISTORY

History of Franchise	240-244
All-time Roster, Alpha/Numerical	245-260
Retired Jerseys	261
Annual Results	262
All-time Results/Stats, Year-By-Year	263-325
Preseason Results, All-Time	326-329
Team-By-Team Results	330-335
Statistical Leaders, Year-By-Year	336-341
Turnover Differentials, Year-By-Year	342
Shutouts (Cardinals And Opponents)	343
Two-Point Conversions, All-Time	344
Defensive/Special Teams Touchdowns, All-Time	345-346
Quarterback Information (1960-2022)	347
Prime Time Games/Thanksgiving Games	348-349
Hottest/Coldest Games	349
Head Coaches, All-Time	350
Assistant Coaches, All-Time	350-351
Ring Of Honor Inductees	352-354
Pro Bowl Information	355-356
Player Of The Week Selections	357
Overtime Games	358
Postseason Awards	359-361
First-Round Choices, All-Time	362
Draft History, All-Time	362-368

### MISCELLANEOUS

About State Farm Stadium	370-373
Heritage At Sportsman's Park/BetMGM Sportsbook	374
State Farm Stadium Seating/Parking	376-377
Cardinals Charities	378
Cardinals In The Community	379
Broadcasting Information	380-381
Cheerleaders/Big Red	382
Cardinals Media Relations Contacts	383







## CARDINALS DIRECTORY

### EXECUTIVE STAFF

Michael J. Bidwill ..... Owner  
 Monti Ossenfort ..... General Manager  
 Jeremy Walls ..... Chief Operating Officer  
 David Koening ..... Chief Legal Officer  
 Shaun Mayo ..... Chief People Officer  
 Stefanie Meade ..... Chief Financial Officer  
 Melissa Gaspard ..... Vice President, Executive Operations  
 Kevin Manara ..... General Counsel  
 Brittany Neuheisel ..... Assistant to the Owner

### COACHING STAFF

Jonathan Gannon ..... Head Coach  
 Jeff Rodgers ..... Asst. Head Coach/Special Teams Coordinator  
 Drew Petzing ..... Offensive Coordinator  
 Nick Rallis ..... Defensive Coordinator  
 Drew Terrell ..... Passing Game Coordinator/Wide Receivers  
 Klayton Adams ..... Offensive Line  
 Kenny Bell ..... Director, Football Strategy  
 Jason Benguche ..... Asst. Strength & Conditioning  
 Ronald Booker ..... Defensive Quality Control  
 Chris Cook ..... Asst. Offensive Line  
 Autry Denson ..... Running Backs  
 Everett Gathron ..... Asst. Strength & Conditioning  
 Blaine Gautier ..... Bill Bidwill Fellowship  
 Derrick LeBlanc ..... Defensive Line  
 Evan Marcus ..... Head Strength & Conditioning  
 Buddy Morris ..... Senior Reconditioning Coordinator  
 William Peagler ..... Asst. Defensive Line  
 Jay Razzano ..... Coaching Assistant  
 Rob Rodriguez ..... Outside Linebackers  
 Kyle Sammons ..... Science Coordinator/Asst. Strength & Conditioning  
 Brandon Schwab ..... Asst. to the Head Coach  
 Connor Senger ..... Offensive Quality Control  
 Sam Sewell ..... Asst. Special Teams  
 Sam Siefkes ..... Linebackers  
 Ryan Smith ..... Cornerbacks  
 Ben Steele ..... Tight Ends  
 Shea Thompson ..... Director, Football Performance  
 Patrick Toney ..... Defensive Backs  
 Spencer Whipple ..... Pass Game Specialist  
 Israel Woolfork ..... Quarterbacks

### PLAYER PERSONNEL/SCOUTING

Dave Sears ..... Assistant General Manager  
 Matt Harriss ..... Director, Football Administration  
 Glen Fox ..... Director, Pro Personnel  
 Rob Kisiel ..... Asst. Director, Player Personnel  
 Andrew Caskin ..... Pro Scout  
 Andrew Ford ..... Pro Scout  
 Ryan Gold ..... Asst. Director, College Scouting  
 John Mancini ..... National Scout  
 Chris Culmer ..... Western Regional Scout  
 Luke Palko ..... Eastern Regional Scout  
 Zac Canty ..... Central Regional Scout  
 Alfonza Knight ..... Area Scout  
 Keegan Leyrer ..... Area Scout  
 Alex Valles ..... Area Scout  
 Zach Devlin ..... Area Scout  
 Chad Jenkins ..... Area Scout  
 Stephen Wise ..... Scout  
 Josh Pierrejean ..... Scouting Assistant  
 Landon Grier ..... Scouting Assistant  
 Faith Lee ..... Player Personnel Coordinator

### PLAYER ENGAGEMENT

Josh Marriner ..... Director, Player Engagement  
 Jared Reed ..... Assistant, Player Engagement

### FOOTBALL OPERATIONS

Matt Caracciolo ..... Vice President, Football Operations & Facilities  
 Dan O'Brien ..... Manager, Football Operations  
 Jay Respass ..... Assistant, Football Operations

### FOOTBALL ANALYTICS

Carter Tamblyn ..... Director, Football Systems  
 Heather Goldade ..... Systems Developer  
 Greg Goldlewski ..... Junior Systems Developer  
 Joe Andruzzi ..... Football Analyst  
 Nick Tice ..... Football Analyst

### NUTRITION SERVICES

Stacey Weber ..... Vice President, Performance Kitchen & Culinary Operations  
 Taylor Mogel-Simpson ..... Sr. Manager, Performance Nutrition  
 Alexandra Grossano ..... Performance Nutrition Assistant  
 Katie Hobaica ..... Associate, Performance Nutrition  
 Heather Hofland ..... Executive, Team Chef  
 Tara Weston ..... Lead Team Chef  
 Daisang Sisor ..... Sous, Team Chef  
 Christopher Kyser ..... Sous, Team Chef  
 Andre Croskey ..... Culinary Assistant  
 Noah Valles ..... Senior Prep Cook  
 Miguel Garcia ..... Prep Cook  
 Brayden Lanza ..... Prep Cook  
 Miguel Diaz ..... Prep Cook  
 Julian Handy ..... Front of House Assistant  
 Kyle McAuliffe ..... Kitchen Utility  
 Mollie Nemmers ..... Coordinator, Nutrition Services

### ATHLETIC TRAINING/MEDICAL

Drew Krueger ..... Head Athletic Trainer  
 Chad Cook ..... Assistant Athletic Trainer  
 Cayman Greene ..... Assistant Athletic Trainer  
 Derek Garris ..... Director of Rehabilitation/Physical Therapist  
 Dano Norceide ..... Assistant Athletic Trainer/Physical Therapist  
 Dr. Shelden Martin ..... Head Team Physician (Orthopedist)  
 Dr. Wayne Kuhl ..... Lead Internal Medicine Physician  
 Dr. Keith Jarbo ..... Team Physician (Orthopedist)  
 Dr. Amon Ferry ..... Team Physician (Orthopedist)  
 Dr. Jeff Nebelsieck ..... Team Physician (Internist)  
 Dr. Cory Buschman ..... Team Physician (Internist)  
 Dr. Charles Peterson ..... Team Physician (Sports Medicine)  
 Dr. Cameron Davis ..... Team Physician (Sports Medicine)  
 Dr. Sophia Murphy ..... Team Clinician  
 Dr. Randall Porter ..... Team Neurosurgeon  
 Dr. William Shultz ..... Neuro-Psychologist  
 Dr. Curtis Maynard ..... Team Chiropractor  
 Dr. Andrew Chavkin ..... Chiropractor/Active Release  
 Dr. Jeoffrey Drobot ..... Naturopathic Physician  
 Dr. Paul Petelin, Jr. ..... Team Ophthalmologist  
 Dr. Michael Zacher ..... Team Dentist  
 Dr. Christopher Yeung ..... Orthopedic Spine Specialist  
 Dr. Gopi Cherukuri ..... Team Cardiologist  
 Dr. Rahsaan Lindsey ..... Team Psychiatrist  
 Mariah Roman ..... Assistant, Athletic Trainer  
 Paul Lange ..... Assistant, Athletic Trainer  
 Jered Hanley ..... Assistant, Athletic Trainer

### STADIUM OPERATIONS

Lacey Probst ..... Director, Stadium Operations  
 Michael Farmer ..... Manager, Stadium Facilities Infrastructure & Operations  
 Kali Urbina ..... Senior Coordinator, Stadium Operations

### VIDEO

Jeff Wallo ..... Video Director  
 Shelby Meyer ..... Football Video Coordinator  
 Matthew LeValley ..... Football Video Coordinator  
 Aiden Davis-Diaz ..... Football Video Coordinator

### EQUIPMENT

Jeff Schwimmer ..... Equipment Manager  
 Pat Coleman ..... Asst. Equipment Manager  
 Kirk Muranaka ..... Asst. Equipment Manager  
 Marcus Lukes ..... Asst. Equipment Manager  
 Matt Seanor ..... Asst. Equipment Manager  
 Elijah Johnson ..... Equipment Assistant  
 Taylor Sutton ..... Equipment Assistant

### TURF

Andrew Levy ..... Director, Turf  
 Adam Jones ..... Lead Turf Manager  
 Tim Johnston ..... Lead Turf Manager  
 Fred Wallace ..... Asst. Turf Manager

### BUILDING OPERATIONS & MAINTENANCE

Sergio Jacobo ..... Senior Director, Facility Operations  
 Jose Silva ..... Senior Maintenance Technician  
 Roy Mizia ..... Maintenance Technician  
 Armando Rodriguez ..... Lead Porter  
 Vincente Gomez ..... Day Porter  
 Graciela Gonzalez ..... Day Porter  
 Maria Gonzalez ..... Cleaning Technician  
 Genesis Juarez ..... Cleaning Technician  
 Elsa Morales ..... Cleaning Technician  
 Alma Flores ..... Cleaning Technician  
 Gabriela Arana ..... Cleaning Technician  
 Maria Mata ..... Cleaning Technician

### MEDIA RELATIONS

Mark Dalton ..... Senior Vice President, Media Relations  
 Chris Melvin ..... Senior Director, Media Relations  
 Mike Helm ..... Senior Manager, Media Relations  
 Jocelyn Jones ..... Coordinator, Media Relations  
 Clint Cohen ..... Coordinator, Corporate & Football Communications  
 Maggie McBride ..... Assistant, Media Relations

### COMMUNITY RELATIONS

Horace Raymond ..... Director, Community Relations  
 Haley Anderson ..... Manager, Community Relations  
 Trey Griffey ..... Youth Football Manager  
 Adam Richman ..... Community Relations/Alumni Program Coordinator  
 Will Landrieu ..... Coordinator, Community Relations  
 Jameer Johnson ..... Asst. Community Relations, Youth Football  
 Audrey Milliard ..... Assistant, Community Relations  
 Estelle Moreno ..... Administrative Assistant, Community Relations

### ACCOUNTING & FINANCE

Allison Palmer ..... Vice President, Accounting, Subsidiaries & Affiliates  
 Grant Freitag ..... Vice President, Finance  
 Allison Palmer ..... Vice President, Affiliate Financial Services  
 Justin Dziedzic ..... Director, Financial Planning & Analysis  
 Emilee Reese ..... Assistant Controller  
 Melissa Anderson ..... Senior Manager, Alumni Benefits  
 Eugene Fedorinov ..... Sr. Manager, Finance Database & Budget Analysis  
 Tish Clay ..... Senior Accountant  
 Abe Smith ..... Senior Accountant  
 Tiffany Hayden ..... Manager, Accounts Payable  
 Carol Benjamin ..... Manager, Payroll & Benefits  
 Rajni Chand ..... Administrator, Payroll & Benefits  
 Marie Miller ..... Administrative Asst./Receptionist

### PEOPLE OPERATIONS

Gina Thobes ..... Vice President, Organizational Performance  
 Tina Givens ..... Sr. Director, People Operations  
 Tara Terrazas ..... Manager, People Operations  
 Kristin Hale ..... Manager, HRIS & Benefits  
 Jayne Mulcahy ..... Talent Acquisition Specialist  
 Rebecca Childress ..... Sr. Project Coordinator, People Operations  
 Destiny May ..... Coordinator, People Operations





CARDINALS DIRECTORY

**MARKETING & BROADCAST SERVICES**

Lisa Manning ..... Senior Vice President, Marketing  
 Orlando Avila ..... Director, Marketing & Broadcast Services  
 John Spagnola ..... Director, Performance Marketing  
 Javier Rodriguez ..... Manager, International Marketing  
 Danielle Swanberg ..... Manager, Digital Marketing  
 Pablo Burgos ..... Manager, Digital Platforms  
 Irving Villanueva ..... Bilingual Reporter/Producer  
 Aleasiah Howard ..... Email Marketing Analyst  
 Sam Bean ..... Coordinator, Marketing & Broadcast Services  
 Carson Denley ..... Associate, Marketing & Fan Engagement  
 Natalie Hernandez ..... Associate, Marketing

**DESIGN AND CREATIVE**

Mike Chavez ..... Director, Creative Services  
 Daniel Adams ..... Manager, Creative Content  
 Chad Burns ..... Creative Illustrator  
 Ethan Hajas ..... Graphic Designer

**CHEER**

Angela Baker ..... Director, Cardinals Cheerleaders  
 Vanessa Padilla ..... Cheer Admin

**GAME ENTERTAINMENT & PROMO**

Tim Beach ..... Sr. Director, Game Entertainment & Special Events  
 Isaiah Moss ..... Coordinator, Game Entertainment & Special Events  
 Sam Hough ..... Producer/Editor, Marketing & Game Entertainment

**CONTENT, CREATIVE & BRAND**

Surf Melendez ..... Vice President of Content, Creative & Brand  
 Rolando Cantu ..... Manager, International Business Ventures  
 Luis Hernandez .. Spanish Radio Play-By-Play Announcer/Producer

**EDITORIAL CONTENT**

Darren Urban ..... Director, Editorial Content/Senior Writer  
 Dani Sureck ..... Reporter/Producer  
 Paul Calvisi ..... Reporter/Host  
 Craig Grialou ..... Digital Content Coordinator  
 Zach Gershman ..... Staff Writer/Reporter

**RADIO/PODCASTS**

Jim Omohundro .. Director/Executive Producer, Radio & Audio Content  
 Cody Fincher ..... Associate Producer, Radio & Podcasts  
 Dave Pasch ..... Radio Play-By-Play Announcer  
 Ron Wolfley ..... Radio Play-By-Play Analyst

**ORIGINAL CONTENT**

Zach Fletcher ..... Director, Content & Creative  
 Graysen Choy ..... Manager, Content Production  
 Jacob Ortiz ..... Manager, TV/Streaming Programs  
 Kyle Dorony ..... Manager, Studio & Content Production  
 Jordan Sims ..... Senior Producer, Motion Graphics  
 Jianyu Yang ..... Content Creator, Social Platforms  
 Kevin Wang ..... Video Content Producer  
 Matthew Vaske ..... Associate Producer  
 Douglas Morehouse ..... Video Editor  
 Alex Greenberg ..... Associate, Video Content

**SOCIAL MEDIA/EMERGING PLATFORMS**

Emma Kramer ..... Director, Social Media/Emerging Platforms  
 Janay Hagans ..... Manager, Social Media  
 Caitlyn Epes ..... Team Photographer  
 Kathryn Tague ..... Coordinator, Social Media

**SECURITY**

Patrick Foster ..... Vice President, Security  
 Michael Duran ..... Facility Security Manager

**BUSINESS INTELLIGENCE & STRATEGY**

John McKeon ..... Sr. Vice President, Business Intelligence & Strategy  
 Christopher Pittenturf ..... Vice President, Analytics & Data Strategy  
 Kara Primack ..... Sr. Director, Business Analytics  
 Brett Gustin ..... Analyst, Business Solutions  
 Nick Purse ..... Director, Data Privacy  
 Paye Kialain ..... Specialist, Data Privacy  
 Anthony Sinnott ..... CRM Analyst  
 Rio Mata ..... CRM Analyst

**TICKET OPERATIONS**

Steve Bomar ..... Vice President, Ticket Operations  
 Alexander Vallette ..... Director, Ticket Operations  
 MacKenzie Sanford ..... Manager, Ticket Operations  
 Tempe Isaiah Luna ..... Ticketing Manager, Stadium Events  
 Jeremy Leslie ..... Ticketing Manager, Stadium Events  
 Dawn Miyabara ..... Event Ticketing Supervisor  
 Matthew Gregory ..... Asst. Ticketing Manager, Stadium Events  
 Isaac Goold ..... Event Ticketing Supervisor  
 Ryan Anderson ..... Ticket Services Representative

**TICKET SALES & SERVICE**

Joel Adams ..... Vice President, Ticket Sales  
 Morgan Poulson ..... Director, Club Services  
 Maggie Connolly ..... Account Manager, Club Services  
 Gina Pagliuco ..... Coordinator, Ticket Sales & Service

**CORPORATE PARTNERSHIP**

Wade Martin .. Sr. Vice President, Corporate Partnership & Activation  
 Matthew Lawson ..... Vice President, Corporate Partnerships  
 Colin Gay ..... Sr. Director, Corporate Partnerships  
 Brian Rooney ..... Director, Corporate Partnerships  
 Grace Napolitano .. Director, Business Solutions & Special Projects

**PARTNERSHIP MARKETING**

Elizabeth Yeast ..... Senior Director, Partnership Activation  
 Brittany McDonald ..... Manager, Partnership Marketing  
 Taylor Basinger ..... Manager, Partnership Activation  
 Katelyn Stys ..... Manager, Partnership Activation  
 Preston Ponteras ..... Coordinator, Partnership Operations

**BUSINESS DEVELOPMENT**

Alexis Stevens ..... Director, Business Development  
 Matthew Schaper ..... Manager, Business Development  
 Dylan Mellen ..... Account Executive, Business Development  
 Owen Jones ..... Account Executive, Business Development  
 Keagan Lutje ..... Account Executive, Business Development  
 Leslie Castro ..... Account Executive, Business Development  
 Tyler Derbes ..... Account Executive, Business Development  
 Jeff Orenstein ..... Account Executive, Business Development  
 Ashlyn Gergins ..... Account Executive, Business Development  
 Ryan Reynoso ..... Account Executive, Business Development  
 Jace Williams ..... Account Executive, Business Development

**GROUP SALES**

Haydon Dotson ..... Director, Group Sales  
 Audane Hayes ..... Account Executive, Group Sales  
 Carson Foltz ..... Account Executive, Group Sales  
 Ashanti Grayer ..... Account Executive, Group Sales  
 Landon Moe ..... Account Executive, Group Sales  
 Matt Perales ..... Account Executive, Group Sales  
 Bradley Cholette ..... Account Executive, Group Sales

**MEMBERSHIP SERVICES**

Emily Dumas ..... Director, Membership Services  
 Zach Ineson ..... Account Manager, Membership Services  
 Whitney Dosty ..... Account Manager, Membership Services  
 John David Birdsong ..... Account Manager, Membership Services  
 Adelina Rodriguez ..... Account Manager, Membership Services  
 Jordan Alexander ..... Account Manager, Membership Services  
 Ashley Hansen ..... Account Manager, Membership Services  
 Brandi Dean ..... Account Manager, Membership Services  
 Mason Houghtby ..... Account Manager, Membership Services  
 Annabelle Kubinski ..... Account Manager, Membership Services  
 Michael Kwasnik ..... Account Manager, Membership Services

**PREMIUM SALES & SERVICE**

Brandon Plinto ..... Director, Premium Sales & Service  
 Adam Romano ..... Manager, Premium Service  
 Ryan Harris ..... Account Manager, Premium Hospitality Sales  
 Carter Olsen ..... Account Manager, Premium Hospitality Sales  
 Todd Santino ..... Account Manager, Premium Hospitality Sales  
 Ashley Dodd ..... Account Manager, Premium Hospitality Service  
 Cassidy Hammel ..... Account Manager, Premium Hospitality Service  
 Jake Buckley ..... Account Manager, Premium Hospitality Service  
 Karsten Montgomery .. Account Manager, Premium Hospitality Sales  
 Aaron Pedigo ..... Account Manager, Premium Hospitality Sales  
 Nathan Rueter ..... Account Manager, Premium Hospitality Sales  
 Daniel Brokop ..... Account Manager, Premium Hospitality Sales

**SALES DEVELOPMENT**

Marquise Church ..... Director, Sales Development  
 Tyler Slaton ..... Sales Development Representative  
 Sabrina Jiles ..... Sales Development Representative  
 Devin Butts ..... Sales Development Representative  
 Anthony Federico ..... Sales Development Representative  
 Arielle Esparza ..... Sales Development Representative  
 Jordan Finley ..... Sales Development Representative  
 Noah Rankin ..... Sales Development Representative  
 Abigail Phillips ..... Sales Development Representative  
 Grace Gribble ..... Sales Development Representative  
 Jake Nadley ..... Sales Development Representative  
 Michael Manzo ..... Sales Development Representative  
 Griffen McClendon ..... Sales Development Representative  
 Joy Chatlain ..... Sales Development Representative  
 Ryley Petoff ..... Sales Development Representative  
 Paige Wilkinson ..... Sales Development Representative  
 Andrew Yu ..... Sales Development Representative

**GUEST EXPERIENCE**

Cari Belanger-Maas Sr. Director, Guest Experience & Membership Events

**INFORMATION TECHNOLOGY**

Erik Jones ..... Vice President, Technology  
 James Novy ..... Sr. Manager, Systems Engineering  
 Matthew Montes ..... Manager, Football Technology  
 Genevieve Montoya ..... Lead Cybersecurity Engineer  
 Jonathan Daniels ..... Lead Network Engineer  
 Nathan Lee ..... Sr. Manager, Stadium Technology  
 Mitchell McBride ..... Coordinator, Stadium Technology  
 Michael Farmer .. Manager, Stadium Facilities Infrastructure & Operations  
 Chris Schade ..... Sr. Stadium Support Technician  
 Kevin Wright ..... Server Engineer  
 Joshua Moore ..... Service Desk Administrator





# MICHAEL J. BIDWILL

## OWNER



### NOTECARDS

- After 13 seasons (2007-19) as team president, Bidwill became owner following the 2019 passing of his father, Bill. Michael continues a tradition of Bidwill ownership of the Cardinals that dates back to his grandfather, Hall of Famer Charles Bidwill in 1933.
- After taking over as team president in 2007, Bidwill's leadership transformed the Cardinals both on and off the field. Of the franchise's seven all-time postseason wins, five have come during Michael's tenure leading the organization. Arizona has played in 10 postseason contests over the last 17 seasons (2007-23), after having appeared in just seven total playoff games prior.
- Arizona has appeared in the NFC Championship Game twice since 2008 including a victory in the 2008 conference title game that led to the franchise's first-ever Super Bowl appearance (Super Bowl XLIII).
- With an 11-6 record in 2021, the Cardinals reached 11+ wins in a season for the sixth time in franchise history. Three of those six 11-win campaigns have come in Bidwill's 17 seasons leading the team: 13 in 2015, 11 in 2014, 11 in 2021.
- Among Bidwill's most substantial accomplishments with the Cardinals is the creation of State Farm Stadium. The world-class venue has not only been critical for the franchise but has also resulted in over \$6 billion in economic impact for the state of Arizona.
- On February 12, 2023 State Farm Stadium hosted its third Super Bowl when a record 115.1 million viewers watched Super Bowl LVII. State Farm Stadium also hosted Super Bowls XLII (following 2007 season) and XLIX (following 2014 season).
- In addition to his role in helping Arizona land three Super Bowls, Michael was also instrumental in getting the 2015 Pro Bowl moved to State Farm Stadium; played a week before Super Bowl XLIX, the two events combined to deliver a record economic impact of \$720 million to the region.
- Since State Farm Stadium opened in 2006 the Cardinals have sold out every non-pandemic game played there (173 as of the start of the 2024 season).
- Michael oversaw the team's appearance in the ground-breaking Amazon Original series All or Nothing: A Season with the Arizona Cardinals. Produced by NFL Films, the eight-episode series was awarded the Sports Emmy for Outstanding Serialized Sports Documentary in May of 2017.
- During the 2022 season, the Cardinals made their first-ever appearance on Hard Knocks, the highly-acclaimed sports reality franchise. Arizona was the second team to be featured on Hard Knocks In Season, which documented the second half of the Cardinals season in real time.
- Bidwill has helped spearhead a highly-successful community initiative in the Civics Matters Arizona trips, which send hundreds of high school kids from across the state aboard the Cardinals team plane on an educational trip to Washington D.C. The third-annual Civics Matters Arizona trip, in partnership with the Close Up Foundation and Arizona Governor Katie Hobbs, took place in July of 2024 and saw 275 students visit the nation's capital for an interactive experience that included meetings with elected officials as well as issue deliberations and instructor-led visits to monuments, memorials, museums, and government institutions, providing students an opportunity to learn about civics in a way that is both educational and fun.
- In January of 2018, Michael was one of five owners named to the NFL's Player-Owner Committee focused on social and racial justice initiatives. In December of 2014, Commissioner Roger Goodell tapped Bidwill to chair the league's Conduct Committee. The committee reviews the league's Personal Conduct Policy at least annually and recommends appropriate changes with advice from outside experts.
- In January of 2016, the National Football Foundation (NFF) and College Hall of Fame inducted Bidwill and Arizona Governor Doug Ducey into the NFF Leadership Hall of Fame.

Michael Bidwill practiced law for six years as a federal prosecutor but in 1996 returned to the team for which he had once been a ball boy. He represents his family's third generation of franchise leadership, following in the footsteps of grandfather Charles - a Pro Football Hall of Famer who purchased the team in 1933 - and his dad Bill, who handled day-to-day operations for decades.

**CARDINALS LEADERSHIP:** After initially serving as Vice President/General Counsel, Michael took over as team president in 2007 and his leadership immediately transformed the franchise. Since '07, the Cardinals have posted five double-digit win seasons (none in previous 20 years), including a franchise-record 13 victories in 2015. Of the Cardinals' seven postseason wins, five have come during Bidwill's tenure leading the franchise. In 2021, Arizona posted an 11-6 record on its way to

its fifth postseason berth under Michael's leadership. It marked the third time (13 in 2015; 11 in 2014) during Bidwill's tenure that the Cardinals won 11+ games in a season. The franchise had won 11+ games in a season just three times prior and had not done so since 1975.

The Cardinals success under Bidwill has greatly elevated the team's popularity both locally and nationally. Michael oversaw the team's appearance in the groundbreaking Amazon Original series All or Nothing: A Season with the Arizona Cardinals, which chronicled the 2015 Cardinals season from the NFL Draft through the NFC Championship game. Produced by NFL Films, the eight-episode series was awarded the Sports Emmy for Outstanding Serialized Sports Documentary in May of 2017. In February of 2018, the Cardinals launched Cardinals Flight Plan, a first-of-its-





kind documentary series available on Facebook Watch and YouTube that takes fans behind the scenes for an inside look at the team's offseason. The first six seasons of Flight Plan (2018-23) garnered over 20 million views between Facebook and YouTube. The seventh installment documented the Cardinals 2024 offseason that was highlighted by the selections of WR Marvin Harrison Jr and DL Darius Robinson in the first round of the 2024 NFL Draft.

During the 2022 season, the Cardinals made their first-ever appearance on HBO's "Hard Knocks", television's most acclaimed sports reality franchise which has earned 18 Emmy Awards.

**IF YOU BUILD IT:** Among Michael's most significant accomplishments with the Cardinals was leading the effort that led to the creation of State Farm Stadium. The venue has been an integral factor in the transformation of the Cardinals and a catalyst for the franchise's success. Prior to the COVID-19 pandemic in 2020 that impacted sporting venues around the world, the team had sold out all 144 games played since the opening of the iconic stadium that has welcomed millions of Cardinals fans. With fans back in attendance the last three seasons, Arizona sold out all 29 games (regular season and preseason) at the venue during that span.

State Farm Stadium has also given Arizona the opportunity to host three Super Bowls in a 15-year span, something that would not have been possible previously. After hosting Super Bowl XLII in 2008, the stadium staged Super Bowl XLIX in 2015 and Super Bowl LVII on February 12, 2023. Super Bowl XLIX and surrounding events delivered an economic impact of \$720 million, the highest for any Super Bowl on record and the largest for any special event in the state of Arizona.

In addition to those Super Bowls, State Farm Stadium also hosted the second-ever College Football Playoff (CFP) National Championship Game in January of 2015 as well as the NCAA's Men's Basketball Final Four in both 2017 and 2024. The 2017 Final Four was the first since 1995 held west of Texas and capped an unprecedented run of major sporting events at the stadium. That grand slam (Super Bowl XLIX, 2015 Pro Bowl, CFP Championship, and Final Four) poured \$1.3 billion into the Valley's economy according to a study completed by the Seidman Research Institute, W.P. Carey School of Business at Arizona State University.

In the lead-up to Super Bowl LVII, State Farm Stadium underwent \$150 million in improvements including parking infrastructure, a new outdoor dining and entertainment venue, state-of-the-art wi-fi, video boards, sound system upgrades and club-area enhancements.

In 2024, the Cardinals are rolling out new seating options at State Farm Stadium that will provide fans with some of the most exclusive and innovative viewing experiences available not only in Arizona, but across the sports landscape.

Another project undertaken by Bidwill was the \$15 million expansion and renovation of the Dignity Health Arizona Cardinals Training Center in Tempe. A three-phase project over two-plus years, it added more than 92,000 square feet to the team's headquarters. Among the upgrades and expansions were a stand-alone 78,000 square foot indoor practice bubble, a new full-service kitchen and dining area, an expanded weight room and new player rehab and cardio area that more than doubled the size of the previous weight room, expanded and newly redesigned locker room for players and coaches, an updated athletic training room and doctor's examination room and additional meeting rooms.



**CONTRIBUTIONS TO ARIZONA AND GREATER PHOENIX:** In addition to his prominent role with the Cardinals, Bidwill has established himself as one of the most influential leaders in the greater Phoenix business community where he has been a strong advocate for economic growth and development. He served as Chairman of the Greater Phoenix Leadership (GPL), an organization composed of the region's top business and civic leaders. From 2008-10, Bidwill served back-to-back terms as Chairman of the Greater Phoenix Economic Council (GPEC). He is also on the five-person Executive Committee of the Arizona Commerce Authority's Board of Directors which the ACA says "unites some of the state's most powerful, proactive officials with its globally recognized leaders of business."

In June of 2022, in partnership with then-Arizona Governor Doug Ducey and State Farm, Bidwill spearheaded the first-ever "Civics Matters Arizona" trip which sent 241 Arizona students mostly from Title I schools and 30 of their teachers on a once-in-a-lifetime trip to Washington, D.C. aboard the Cardinals team plane. "Civics Matters Arizona" returned the last two years in a partnership with Arizona Governor Katie Hobbs and the Close Up Foundation. In 2024, Civics Matters Arizona sent 275 high school students selected by their teachers to Washington, D.C. These students represent 39 schools, 14 school districts, seven cities, and five of the 15 counties across Arizona. The program engages students with their peers as well as their government and gives educators the tools and training to build positive dialogue in the classroom.

Under Bidwill's leadership, the Cardinals took a lead role in a number of initiatives to assist those in Arizona impacted during the COVID-19 outbreak. That March, the Cardinals made a \$1 million founding donation to the Arizona Coronavirus Relief Fund and shortly thereafter, the team organized three major blood drives at State Farm Stadium. In early April of 2020, at the height of the outbreak when demand for assistance from food banks in Arizona more than doubled, the Cardinals joined State Farm to provide one million meals to five local food banks.





To assist local businesses during the crisis, the Cardinals made a \$100,000 donation to Local First Arizona, Arizona’s Coronavirus Micro Grant Fund and also helped promote local restaurants through the Cards Carryout initiative. Through the Cards Carryout program, Cardinals players and staff joined fans in helping promote independent, locally-owned restaurants hit hard by the coronavirus crisis while also recognizing those working on the front lines of the pandemic.



**HONORS:** In January of 2019, Michael received the Paul Tagliabue Award from the Fritz Pollard Alliance for demonstrating integrity and leadership in the area of career development for minorities and advocating for diversity. In May of 2019, the Arizona Lodging and Tourism Association named Bidwill its Honoree of the Year for his efforts to unify the tourism industry by convening industry leadership throughout the state to advance economic development and increase visitation.

In September of 2018, Bidwill was chosen as the Grand Marshal of the Desert Financial Fiesta Bowl parade. In being selected for the honor, Bidwill joined a notable list of Grand Marshals, which includes Diamondbacks Hall of Fame pitcher Randy Johnson, former Cardinals QB and Hall of Famer Kurt Warner and former Suns/Diamondbacks owner Jerry Colangelo.

In November of 2017, Bidwill returned to St. Louis where he was honored at the prestigious Musial Awards after stepping up to fund the city’s high school football awards when the previous sponsor pulled out. In January of 2016, Bidwill and Arizona Governor Doug Ducey were inducted into the National Football Foundation (NFF) Hall of Fame for their roles in helping shape the economic future of the state. In March of 2016, Bidwill was chosen to serve as the Grand Marshal of the 33rd annual St. Patrick’s Day parade, one of the most popular and longest running such events in Phoenix.

In May of 2015, Michael was presented with the esteemed Vision

Award from the Greater Phoenix Convention & Visitors Bureau, an honor bestowed just three times previously: Phoenix mayors Skip Rimsza and Phil Gordon plus former Suns and Diamondbacks owner Jerry Colangelo.

Bidwill received the 2014 Transformational Leader Award from the Arizona Chamber of Commerce & Industry. In November of 2013, he received the “West Valley Regional Advancement Award” from Western Maricopa Coalition, which cited continued positive impact in that community. Bidwill was selected by the Phoenix Business Journal as one of its 25 “Most Admired CEO’s” in 2010.

**NFL LEADERSHIP:** Within the National Football League, Bidwill’s considerable influence is illustrated by his appointment to a number of notable league committees, including his inclusion on the prestigious Management Council Executive Committee. In 2021, the league announced that Bidwill would replace Bengals owner Mike Brown on the Management Council Executive Committee that deals with the NFLPA on labor issues.

Here is the full list of league committees on which Bidwill currently serves:

- Management Council Executive Committee
- Compensation Committee
- Security & Fan Conduct Committee (Chairman)
- Business Ventures Committee
- Conduct Committee (Chairman)
- Diversity, Equity & Inclusion Committee
- Social Justice Committee
- Health & Safety Committee

**BACKGROUND:** Bidwill earned a Bachelor of Science degree in Finance from St. Louis University in 1987 and in 1990 earned a law degree from Catholic University of America in Washington, D.C. In May of 2015 – 25 years after his own graduation from the school – Michael delivered the commencement address at Catholic University’s School of Law and was also awarded an honorary Doctorate of Humane Letters.

A flying enthusiast and licensed pilot since he was a teenager, Bidwill regularly flies himself to road games as well as other team and league business. And in 2020, the Cardinals became the second NFL franchise with its own aircraft following the team’s purchase of a Boeing 777-200ER wide body jet.

Michael is a member of the board for the Pat Tillman Foundation, which carries on the legacy of the former Cardinals safety killed in Afghanistan in 2004. Bidwill has also previously served as a member of the Air Force Chief of Staff Civic Leader Program whose membership “comprises respected community leaders (who) provide ideas and feedback to advise the secretary of the Air Force, the Air Force chief of staff and Air Force senior leaders.”



# MONTI OSSENFORT

## GENERAL MANAGER

**COLLEGE:** Minnesota-Morris

**HOMETOWN:** Luverne, MN

**YEARS NFL/CARDINALS:** 23/2

**DOB:** February 24, 1978



### NOTECARDS

- Ossenfort enters his second season with the Cardinals after being hired as the team's General Manager on January 16, 2023. He was hired in Arizona following three seasons (2020-22) as the Director of Player Personnel for the Tennessee Titans.
- In his first two drafts as the Cardinals GM, executed six draft-day trades that resulted in the team selecting 21 total players – including 11 who were taken in the first three rounds and three who were selected in the first round.
- Arizona's 2024 NFL Draft class featured a league-high 12 total picks and seven selections in the top-90. The Cardinals 12 picks were the most in a single draft for Arizona since 1992 (12), when the draft consisted of 10 rounds.
- In his first season with the Cardinals in 2023, Ossenfort undertook a major retooling of the team's roster. Arizona's final 2023 roster included 21 veterans and 14 rookies that were not with the team in 2022. In all, 35 of the 53 players (66.1%) on the team's final roster were not with the Cardinals during the 2022 season.
- Ossenfort built a rookie class that led the NFL in combined starts (64) and combined snaps on offense and defense (4,654) in 2023. The Cardinals were the only team in the NFL to have rookies combine for 2,000+ snaps on offense and 2,000+ snaps on defense last season.
- Constructed one of the NFL's youngest rosters in 2023. In the final week of the regular season, the average age of a player on Arizona's roster was 26.26 years. Only Green Bay (25.65) and Indianapolis (26.23) finished the season with younger rosters.
- In his first two seasons (2020-21) with Tennessee, the Titans posted a 23-10 record and earned back-to-back AFC South titles.
- Prior to Tennessee, Ossenfort had a 14-year run with the Patriots (2006-19) and worked his way up from Area Scout to Director of College Scouting. During those 14 seasons, New England won an NFL-high 199 games in the regular season, made 13 playoff appearances, played in 10 AFC Championship games and won three Super Bowls (XLIX, LI, LIII).

Monti Ossenfort was hired as the Cardinals General Manager on January 16, 2023 following three seasons (2020-22) as Director of Player Personnel with the Tennessee Titans.

The 46-year-old Ossenfort stayed busy retooling Arizona's roster in his first season with the team. That included utilizing trades to set Arizona up for a historic draft haul in 2024 that featured an NFL-high 12 total players being selected by the Cardinals, including two in the first round and seven in the first three rounds. Arizona became the first team since the 1991 Dallas Cowboys (7) to have at least seven picks in the top-90 of a single draft.

Beginning with the 2023 NFL Draft, Ossenfort executed eight trades in 2023: four draft-day trades, three more during training camp/preseason and one during the regular season.

All the moves made by Ossenfort and his staff in 2023 resulted in the Cardinals fielding a roster that featured – in the final week of the regular season – 35 players who were not with the team in 2022. That total represented 66.1% of the team's final 53-man roster.

Ossenfort's squad with the Cardinals in 2023 was also one of the youngest in the NFL. In the final week of the regular season, the average age of a player on the Cardinals roster was 26.26 years. Only Green Bay (25.65) and Indianapolis (26.23) finished the season with younger rosters. Of the 53 players on Arizona's Week 18 roster, 23 (43.4%) were either first or second-year players.

The Cardinals rookie class in 2023 – which in the final weeks of the season numbered 14 – was one of the most productive in the NFL, with Arizona getting an NFL-high 4,654 combined snaps from rookies on offense and defense last season. The Cardinals were the only team in the NFL to have rookies combine for

2,000+ snaps on offense and 2,000+ snaps on defense. Arizona also led the NFL in total starts by rookies (64), had a league-high 11 different rookies start at least one game and tied for the NFL lead with eight rookies starting multiple games.



Arizona's rookie class last season finished the year with 151 games played, 7 TDs, 73 receptions, 847 receiving yards, 314 rushing yards, 206 tackles, 7.5 sacks, 15 tackles for loss, 13 passes defended, a fumble recovery and 1 INT.

Despite fielding a roster that relied heavily on rookies, Arizona's roster built by Ossenfort was highly competitive last season. Facing the league's second-toughest schedule with eight games vs. playoff teams, the Cardinals held a lead in 14-of-17 games played in 2023.





Ossenfort came to Arizona with 21 years of experience in the NFL (2002-22). That includes his three seasons in Tennessee and 15 years (2003; 2006-19) with the New England Patriots. During his time in New England, Ossenfort helped the Patriots win four Super Bowl titles (XXXVIII, XLIX, LI, LIII) and advance to seven Super Bowls overall. In Ossenfort’s 22 total NFL seasons, his teams have earned a postseason berth 16 times.

His tenure in Arizona follows a successful three-year run in Tennessee. During that stretch, the Titans tied for fifth in the NFL in total wins (30) and won a pair of AFC South titles. Ossenfort’s first season with Tennessee in 2020 saw the team win 11 games and earn its first AFC South title since 2008. The Titans followed that up with a 12-5 record and second straight AFC South crown in 2021. It marked the first time the franchise won back-to-back division titles since the 1970 merger.

Over 15 seasons with New England, Ossenfort served as the Director of College Scouting (2014-19), Assistant Director of College Scouting (2011-13), National Scout (2008-10), Area Scout (2006-07) and a Personnel Assistant (2003). In between his two tenures with the Patriots, Ossenfort worked with the Houston Texans as a pro and college scouting assistant in 2004 prior to being promoted to a college scout in 2005.

Ossenfort started his career in the NFL with the Minnesota Vikings as a training camp intern in 2001 and worked with the Texans during their inaugural season in 2002 as a pro personnel intern under general manager Charley Casserly.

His first full-time job in the NFL came with New England as a personnel assistant under then head coach Bill Belichick in 2003, a year that concluded with a Patriots victory over Carolina in Super Bowl XXXVIII. He returned to New England in 2006, beginning a 14-year run with the Patriots that saw him work his way up from Area Scout to Director of College Scouting. During those 14 seasons New England won an NFL-high 199 games during the regular season, made 13 playoff appearances, played in 10 AFC Championship games and won three Super Bowls.

Ossenfort was a four-year letterman and two-year starter at quarterback for the University of Minnesota-Morris, where he completed 411-of-923 pass attempts for 4,263 yards and 21 TDs. He continues to rank first in program history in pass attempts, fourth in completions and fifth in total passing yards.

He graduated from Minnesota-Morris in 2000 with a degree in Economics and Management. Ossenfort earned a master’s degree in Business Administration and Sports Management from Ohio University in 2002.

A native of Luverne, MN, Ossenfort and his wife, Shannon, have three daughters, Emery, Finley and Landry.

## CARDS PARTNER TO BECOME FIRST NFL TEAM TO BROADCAST LIVE GIRLS FLAG FOOTBALL

### CARDS BECOME FIRST NFL TEAM TO BROADCAST GIRLS HIGH SCHOOL FLAG FOOTBALL GAME OF THE WEEK THRU PARTNERSHIP WITH ARIZONA’S FAMILY AND STATE FARM

In August the Cardinals, State Farm and Arizona’s Family announced a partnership to broadcast the “Cardinals Girls High School Flag Football Game of the Week presented by State Farm.” It will mark the first time an NFL team has produced and aired a high school girls flag football game of the week.

Arizona’s Family Sports will air eight games during the season starting on Tuesday, September 17 when Hamilton (Chandler) High School visits Xavier (Phoenix) High School at 7:00 PM. The remaining slate of games will take place on Tuesday or Thursday nights through November 7.

Each match-up will be a fully-produced, 90-minute game broadcast, complete with play-by-play, analysis and sideline reporting and will air live on Arizona’s Family Sports (AZFS). Launched in March of 2023, AZFS is a statewide broadcast sports network in Arizona. Home to the Arizona Cardinals and the Arizona Interscholastic Association’s High School Championships, AZFS can be seen over-the-air, as well as on cable, satellite and streaming services across Arizona.



**PREVIOUS GAME OF THE WEEK & PLAYER OF THE WEEK PROGRAMS:** During the 2022 and 2023 seasons, the Cardinals hosted a Girls High School Flag Football Game of the Week selected by a fan vote on the team’s website. In 2023 alone, over 145,000 votes were cast. Each week, players of the game were awarded with signed memorabilia from Cardinals players and received recognition on the team’s website and social media channels. In 2023, two players of the week were later selected as the first ever Arizona Cardinals Girls Flag Football Players of the Year.

**CARDINALS & GIRLS FLAG FOOTBALL:** Supporting girls flag football is a well-established priority for the Cardinals. The team impacts thousands of high school and youth girls flag football players across the state of Arizona annually through a variety of introductory programs, camps, showcases, tournaments and equipment donations. The Cardinals recently established a two-year partnership with the Positive Coaching Alliance and pledged \$70,000 to help support girls flag football in the state of Arizona and eliminate gender inequity in youth sports.

**GIRLS HIGH SCHOOL FLAG FOOTBALL IN ARIZONA:** Arizona is one of 11 states to offer girls high school flag football as a sanctioned sport. In 2023, 57 Arizona high schools offered girls flag football with over 100 schools offering the sport for the 2024 season.

**GROWTH OF FLAG FOOTBALL:** Flag football is the most accessible and inclusive version of American football and is contributing to worldwide participation growth of the sport, particularly among women and girls. An estimated 20 million people in more than 100 countries currently participate in flag football. Flag football will be included in the 2028 Summer Olympics in Los Angeles marking the first time that the game of football in any capacity will be a part of the Olympic Games.





# JEREMY WALLS

## CHIEF OPERATING OFFICER



Hired as the team's Chief Operating Officer in August of 2023, Jeremy Walls oversees the Cardinals business operations.

Since joining the organization Walls has led a substantial overhaul of the Cardinals business practices, from hiring over 100 new staff members to help better serve Cardinals fans and business partners to strategically realigning and refocusing the team's various business departments.

Among the most significant of Walls achievements in his first year with the Cardinals was the creation and rollout of the new seating options at State Farm Stadium that provide some of the most exclusive and innovative viewing experiences available not only in Arizona but across the sports landscape. Announced in March and new for the 2024 season, the project offers fans the option to view Cardinals games from first-of-their-kind luxury endzone casitas or field-level suites. The new gameday experience also offers the chance to enjoy the Casita Garden Club or the Morgan Athletic Club hosted by The Global Ambassador, two exclusive locations where guests can enjoy hand-crafted cocktails and high-end menu options.

Walls' initiative to significantly expand the Cardinals ticket sales department has also achieved notable results. By May 1 of this year, Arizona had surpassed its season ticket sales total from all of 2023 and sold out its entire inventory of lower bowl season tickets. It was the fastest the team has sold out of lower-level season tickets since 2009, the year after the franchise made it's first-ever Super Bowl appearance. According to official league

metrics, Arizona ranked third in the NFL in new season ticket sales this offseason.

The 45-year old Walls joined the Cardinals after spending the previous 10 seasons (2013-22) with the Miami Dolphins, most recently as the organization's Senior Vice President, Chief Revenue Officer (2020-22). In that role, Walls led the team's corporate partnerships, marketing, ticket sales and operations, member services, suites and food/beverage operations. He also handled commercial and marketing responsibilities for the Formula 1 Miami Grand Prix and along with IMG co-led the Miami Open tennis tournament. Walls previously served in the role of Senior Vice President & Chief Marketing Officer.

Before joining the Dolphins, Walls worked with the San Diego Padres as Vice President of Ticket Sales, Service & Operations (2012-13). He also held roles as the Director of Team Marketing and Business Operations (TMB0) for the National Basketball Association (2009-11), Director of Groups, Suites and Inside Sales for the Arizona Diamondbacks (2007-09) and as Group Sales Manager with the Phoenix Suns (2002-06).

Walls earned a degree in Sports Management from Mount Vernon Nazarene University. In 2017, he was a member of the Sports Business Journal's 40-Under-40 Class, recognizing the best and brightest executives under the age of 40.

Jeremy and his wife, Maile, have two children - Kaelin and Kostner.

### 2024-25 NATIONAL FOOTBALL LEAGUE CALENDAR

- Aug. 1 – Hall of Fame Game, Houston vs. Chicago in Canton, OH
- Aug. 10 – Cardinals preseason opener vs. New Orleans Saints
- Aug. 27 – Roster cutdown to maximum of 53 players
- Aug. 28 – Teams may establish Practice Squad of 17 players
- Sept. 5-9 – Kickoff 2024 weekend
- Sept. 8 – Cardinals at Bills (Regular Season Opener)
- Nov. 5 – NFL Trade Deadline
- Jan. 4-5 – Cardinals vs. 49ers (Regular Season Finale)
- Feb. 9, 2025 – Super Bowl LIX, Caesars Superdome, New Orleans, LA
- Feb. 24, 2025 – NFL Combine begins, Lucas Oil Stadium, Indianapolis, IN
- Mar. 12, 2025 – The 2025 League Year and Free Agency begins
- Mar. 30-Apr. 2, 2025 – Annual League Meeting, Palm Beach, FL
- Apr. 24-26, 2025 – NFL Draft, Green Bay, WI







# JONATHAN GANNON


## HEAD COACH

**COLLEGE:** Louisville

**HOMETOWN:** Cleveland, OH

**YEARS NFL/CARDINALS:** 17/2

**DOB:** January 4, 1983



### NOTE CARDS

- Became an NFL head coach when he was hired by the Cardinals on February 14, 2023. Gannon came to Arizona after spending the past two seasons (2021-22) as the defensive coordinator with the Philadelphia Eagles where he helped them advance to Super Bowl LVII at State Farm Stadium.
- Gannon has 16 years of experience in the NFL with the Cardinals (2023), Eagles (2021-22), Colts (2018-20), Vikings (2014-17), Titans (2012-13), Rams (2009-11) and Falcons (2007).
- Led the Cardinals to three wins vs. teams that made the postseason in 2023, including two on the East Coast in the month of December in hostile environments (Pittsburgh and Philadelphia).
- Under Gannon, the Cardinals also had a historic season when it came to protecting the football in 2023. Arizona had eight games in which it committed zero turnovers last season, the most such outings in a single season in franchise history.
- In each of Gannon's two seasons (2021-22) as defensive coordinator in Philadelphia, the Eagles boasted a top-10 defense, ranking 2nd in total defense in 2022 (301.5 ypg) and 10th in the NFL in 2021 (328.8 ypg). In 2022 the Eagles also featured the NFL's top-ranked pass defense (179.8 ypg) and the league's 8th ranked scoring defense (20.2 ppg).
- Between 2021-22, the Eagles defense led the NFL with 99 sacks, ranked 3rd in total defense (315.1 ypg), 3rd in pass defense (200.4 ypg), 6th in tackles for loss (168), tied for 4th in total return TDs (7) and interception return TDs (4) and tied for 10th in interceptions (29).
- In 2022, the Eagles easily led the NFL with a franchise single-season record 70 sacks in the regular season. Philadelphia became the first team ever to have four different players with 10.0+ sacks in a single season.

Jonathan Gannon was named Arizona's head coach on February 14, 2023 when he signed a five-year contract. The 41-year old Gannon joined the Cardinals after spending two seasons (2021-22) as the defensive coordinator with the Philadelphia Eagles. A Cleveland, OH native, Gannon has 16 years of experience in the NFL with the Cardinals (2023), Eagles (2021-22), Colts (2018-20), Vikings (2014-17), Titans (2012-13), Rams (2009-11) and Falcons (2007).

**ARIZONA:** In his first season with Arizona in 2023, Gannon led the NFL's third-youngest team that relied heavily on rookies but was also highly competitive. Despite playing the league's second-toughest schedule with eight games vs. playoff teams, the Cardinals held a lead in 14-of-17 games played.

Gannon's debut NFL season saw him help to develop the Cardinals rookie class, which led the NFL in combined starts (64) and combined snaps on offense and defense (4,654) in 2023. The Cardinals were the only team in the NFL to have rookies combine for 2,000+ snaps on offense and 2,000+ snaps on defense last season.

He also presided over one of the NFL's best rushing attacks in 2023. Arizona ranked 4th in the NFL in rushing yards (2,365) and 2nd in rushing average (5.02) while leading the league with four games of 200+ rushing yards. The 2023 season marked just the second time since 1970 - and first time in 44 years - the Cards finished a year ranked in the top-5 in the NFL in rushing yards (3rd in 1979).

Following the return of QB Kyler Murray, who missed the first nine games recovering from his knee injury suffered in 2022, Arizona's offense averaged 22.4 points per game and 362.8 yards per game in the final eight games of the season. In that stretch, the Cardinals featured the NFL's 9th ranked offense.

**PHILADELPHIA:** Prior to being hired in Arizona, Gannon spent two seasons (2021-22) as the defensive coordinator with the Philadelphia Eagles. Under his direction, the Eagles boasted a top-10 defense in each season, ranking 2nd in total defense in 2022 (301.5 ypg) and 10th in the NFL in 2021 (328.8 ypg). In 2022 the Eagles also featured the NFL's top-ranked pass defense (179.8 ypg) and the league's 8th ranked scoring defense (20.2 ppg).

Philadelphia advanced to Super Bowl LVII at State Farm Stadium after beating San Francisco in the NFC Championship and won the NFC East in 2022. The Eagles qualified for the postseason in both years Gannon was the defensive coordinator.

In 2022, the Eagles easily led the NFL with a franchise single-season record 70 sacks in the regular season. No other team in the NFL had more than 55. Philadelphia's 70 sacks in 2022 were the most by any team in a single season since the 1989 Minnesota Vikings (71). Combined with their eight sacks in the postseason, the Eagles 78 total sacks in 2022 were the third-most in NFL history behind only the 1984 (82 sacks) and 1985 Chicago Bears (80 sacks). Philadelphia also tied for 4th in the NFL in both total takeaways (27) and INTs during the regular season.

In his two seasons as defensive coordinator with Philadelphia, four different Eagles players combined for five Pro Bowl selections: Darius Slay (2), Haason Reddick (1), Javon Hargrave (1) and Josh Sweat (1). Reddick, Hargrave and Sweat all earned their first career Pro Bowl selections playing in Gannon's defense. Reddick and CB James Bradberry were each named second-team All-Pro in 2022.

Under Gannon's tutelage, Reddick ranked 2nd in the NFL with a career-high 16.0 sacks in 2022. He also led the NFL with five strip-sacks and tied for the NFL lead with five forced fumbles. At



age 34, Graham had double-digit sacks for the first time in his career in 2022. He became the oldest player with 11.0+ sacks since Julius Peppers (37) and Terrell Suggs (35) in 2017.

Another player who had a career year under Gannon in 2022 was LB T.J. Edwards, who finished the regular season with 159 tackles, 2.0 sacks, seven passes defended, 10 tackles for loss and a fumble recovery. His 159 tackles were a career high and also were the highest single-season total for an Eagles defender since Byron Evans (175) in 1992.

Following three seasons in New Orleans, S C.J. Gardner-Johnson established a career high and tied for the NFL lead with six INTs in his first season with the Eagles in 2022. Playing in Gannon’s defense, Gardner-Johnson had more INTs in 2022 (6) than he had in his first three NFL seasons combined (5). Bradberry (3 INTs, 17 PD) and Slay (3 INTs, 14 PD) finished the 2022 season as the only cornerback tandem in the NFL each with 14+ passes defended and 3+ interceptions. Bradberry’s 17 passes defended ranked 3rd in the NFL.

Philadelphia (7 points allowed vs. NYG; 7 points allowed vs. SF) became the first team to allow seven points or fewer in multiple postseason games since the 2010 Baltimore Ravens (3 times). Prior to 2022, the last time Philadelphia gave up seven points or fewer in consecutive postseason games was during the 1948 and 1949 NFL Championships.

In his first season with the Eagles in 2021, Gannon directed the NFL’s 10th-ranked defense (328.8 ypg). Philadelphia had the 2nd-most defensive TDs (5), allowed the 5th-fewest explosive plays (117) in the league and finished 9th in opponent rushing yards per game (107.9) and opponent three-and-out percentage (33.1%). Slay led the team with five takeaways and had an NFL-best three defensive TDs that season.

**OTHER NFL EXPERIENCE:** Gannon has 16 years of experience in the NFL. Prior to working with the Cardinals and Eagles, he was the defensive backs/cornerbacks coach with the Indianapolis Colts (2018-20) and the assistant defensive backs/quality control coach with the Minnesota Vikings (2014-17) after working as a defensive assistant with the Tennessee Titans (2012-13). He spent three seasons (2009-11) as a scout with the St. Louis Rams after beginning his NFL coaching career as a defensive assistant with the Atlanta Falcons in 2007.

During his three seasons with Indianapolis (2018-20), Gannon oversaw a secondary that helped the Colts rank 6th in the NFL in INTs (45, tied), 9th in scoring defense (22.5 ppg) and 10th in

total defense (339.5 ypg) and red zone defense (55.9%, tied) during that span.

In Gannon’s final season with Indianapolis in 2020, the Colts defense had the 5th-most takeaways (25) in the NFL and ranked 7th in INTs (15, tied), 8th in total yards allowed per game (332.1) and 10th in points allowed per game (22.6, tied). CB Kenny Moore (79 tackles, 13 PD, 4 INTs and 2.0 sacks) was the only defensive back in the NFL in 2020 with at least four INTs and 2.0 sacks that season.

In 2019, the Colts had the 7th-most INTs (15) and 10th-most takeaways (23, tied) in the NFL. The previous year, Gannon assisted a defense that amassed the 9th-most INTs (15, tied) in the league and ranked 10th in takeaways (26, tied) and points allowed per game (21.5).

As an assistant with the Vikings for four seasons (2014-17), Gannon helped the Vikings defense rank 2nd in the NFL in redzone defense (48.6%), 3rd in total defense (319.9 ypg), scoring defense (18.8 ppg), passing defense (214.6 ypg) and third-down defense (35.1%). CB Xavier Rhodes (2016-17) and S Harrison Smith (2015-17) were selected to multiple Pro Bowls during Gannon’s tenure in Minnesota.

Gannon got his start in the NFL with the Falcons as a defensive assistant under head coach Bobby Petrino who was his head coach while he was a student at Louisville.

**LOUISVILLE:** Gannon played collegiately as a safety at Louisville and appeared in nine games as a redshirt freshman in 2002 before suffering a career-ending hip injury in his first career start at Cincinnati. As a true freshman in 2001, he was named the Cardinals defensive scout team player of the year. Following the injury, he worked as a student assistant at Louisville for three seasons (2003-05) and one season as a graduate assistant (2006) under Petrino.

**PERSONAL:** Gannon attended Saint Ignatius (Cleveland, OH) High School where he was an All-State defensive back and a standout in basketball and track & field. As a senior in 2001, he helped lead the basketball team to the school’s first state championship and starred in the long jump and 110-meter hurdles, helping Saint Ignatius to their first track & field state championship that same year. Gannon was inducted into the Saint Ignatius Sports Hall of Fame in 2011.

He and his wife, Gina, have three children – Rocco, Lola and Angelo.

**JONATHAN GANNON COACHING BREAKDOWN**

Year	School/Team	Position
2003-05	Louisville	Student Assistant
2006	Louisville	Graduate Assistant
2007	Atlanta Falcons	Defensive Assistant/Quality Control
2009-11	St. Louis Rams	Pro Scout/College Scout
2012-13	Tennessee Titans	Defensive Assistant/Quality Control
2014-17	Minnesota Vikings	Assistant Defensive Backs/Quality Control
2018-20	Indianapolis Colts	Defensive Backs/Cornerbacks
2021-22	Philadelphia Eagles	Defensive Coordinator
<b>2023–</b>	<b>ARIZONA CARDINALS</b>	<b>HEAD COACH</b>





# JEFF RODGERS

ASSISTANT HEAD COACH/SPECIAL TEAMS COORDINATOR

COLLEGE: North Texas

HOMETOWN: Austin, TX

YEARS NFL/CARDINALS: 21/7

DOB: January 12, 1978



## NOTE CARDS

- Hired as Cardinals special teams coordinator in 2018 after working in the same capacity for three seasons (2015-17) with the Chicago Bears. Added the title of assistant head coach in 2019.
- Has 23 years of coaching experience, including 20 seasons coaching special teams in the NFL with Arizona (2018-23), Chicago (2015-17), Denver (2011-14), Carolina (2009-10) and San Francisco (2003-07).
- K Matt Prater set a Cardinals franchise single-season record with 9 FGs of 50+ yards in 2023, including an NFL single-season record of 6 FGs of 55+ yards.
- Prater had 137 points in 2021, the second-highest total in franchise history and tied for the fourth-highest total in the NFL. He had 106 points last season, his 12th career season with 100+ points.
- Prater holds a Cardinals franchise record for made FGs of 50+ yards with 21 in just 47 games over three seasons (2021-23) under Rodgers.
- Out of the NFL until he was signed by Arizona in October of 2023, P Blake Gillikin appeared in 13 games for the Cardinals and established a franchise single-season record with a 50.6-yard punting average working under Rodgers. His 50.6 average also ranked third in the NFL last season.
- P Andy Lee finished in the top-five in the NFL in punting average three times over five seasons (2018-22), including leading the league with a 48.6-yard average in 2018. He owns the top-five single-season punting averages in franchise history and is tied for 3rd in the NFL with a 47.5-yard average in his five seasons with Rodgers.
- K Matt Prater had 137 points in 2021, the second-highest total in franchise history and tied for the fourth-highest total in the NFL. In just 30 games over two seasons (2021-22) under Rodgers, Prater connected on 12 FGs of 50+ yards, the second-most for any player in team history.
- Denver returned six kicks for TDs during Rodgers tenure with the Broncos (2011-14), tied for the second most in the NFL in that span. In 2012, Trindon Holliday became the first player in NFL history to record multiple return TDs in a playoff game when he scored on a 90-yard punt return and a 104-yard kickoff return in a 38-35 double-overtime loss to the Ravens.
- In Denver, Prater was named to the Pro Bowl in 2013 after setting franchise records in field goal percentage (96.2%; 25-of-26) and points scored (150). Prater's 64-yard field goal in 2013 was the longest in NFL history, until it was eclipsed by Justin Tucker (66 yards) in 2021. In 2014, Connor Barth's 93.8 field-goal percentage (15-of-16) was the second-highest in team history.

Jeff Rodgers is in his seventh season with the Cardinals and sixth as the team's assistant head coach/special teams coordinator. He came to Arizona in January, 2018 as the team's special teams coordinator and added the title of assistant head coach in 2019. Rodgers is in his 21st NFL season after previously coaching special teams with Chicago (2015-17), Denver (2011-14), Carolina (2009-10) and San Francisco (2003-07).

Long-time veteran K Matt Prater continues to have success under Rodgers. He totaled 106 points in 2023, his 12th career season with 100+ points. Only six players in NFL history have more seasons of 100+ points. Prater also set a franchise single-season record (and a career-high) with nine FGs of 50+ yards in 2023, including an NFL single-season record of six FGs of 55+ yards. His 62-yard FG against Dallas in Week 3 of 2023 tied his own franchise record that he originally set in 2021. The 62-yarder was the longest FG in the NFL last season.

In three seasons working with Rodgers on the Cardinals, Prater holds the team record for made FGs of 50+ yards with 21 in 47 games. In his first season with Arizona in 2021, Prater had 137 points, the second-highest total in franchise history and tied for the fourth-highest total in the NFL. He has also been named the NFC Special Teams Player of the Week three times with the Cardinals.

P Blake Gillikin, in his first season with the team in 2023, punted in 13 games and set a franchise single-season record with

a 50.6-yard punting average, which also ranked 3rd in the NFL last season.

Veteran P Andy Lee punted for five seasons under the guidance of Rodgers and finished in the top-five in the NFL in punting average three times over those five seasons, including leading the league with a 48.6-yard average in 2018. In 2021, he finished 3rd in the NFL and established a franchise single-season record with a 49.0-yard punting average and in 2022, Lee averaged 47.1 yards per punt, the fifth-best average in team history.

In 2020, the Cardinals special teams unit featured three players who all entered the NFL as undrafted rookies in 2018: LB Dennis Gardeck, WR Trent Sherfield and LB Zeke Turner. Gardeck served as a special teams captain in each of the past four seasons (2020-23) and was selected as a Pro Bowl alternate in both 2019 and 2022. Turner tied for the team lead with 15 special teams tackles in 2020 to go along with two blocked punts and a reception on a fake punt. Sherfield had a career-high 10 special teams tackles and two fumble recoveries that season.

K Zane Gonzalez set career highs and ranked 4th in the NFL in 2019 in both total points (127) and made FGs (31). His 31 FGs remain the third-most in a single season in team history while his 127 points are tied for the fourth-best single-season total in franchise history. Lee finished 2nd in the NFL with a 47.8-yard punting average, the second consecutive season working with



Rodgers that he finished in the top-two in the NFL in punting average.

In 2018, Arizona's special teams developed into one of the league's best. The Cardinals finished the season with the NFL's #5 ranked unit after finishing #30 in 2017. Turner led the NFL with 13 solo special teams tackles while Gardeck led all NFL rookies with 388 special teams snaps. In the Cardinals season finale at Seattle, Gardeck had a deflected punt and recovered a Cameron Malveaux blocked punt in the end zone for a touchdown. It was Arizona's first blocked punt for a touchdown since 2008.

While working with Chicago, the Bears had three special teams TDs in 2017 (two punt return, one fake punt), tied with the Rams for the most in the NFL. Rookie PR Tarik Cohen averaged 9.4 yards per punt return in 2017 (9th in the NFL) and had a 61-yard return for a TD while KR Deonte Thompson ranked 2nd in the NFL in 2016 in kickoff return yards (804). P Pat O'Donnell allowed just 22 punt returns in 2016, tied for the third fewest in the NFL among punters who appeared in 16 games.

Prior to working in Chicago, Rodgers spent four seasons as the special teams coordinator with the Broncos. During his time in Denver, the Broncos ranked 10th in the NFL in gross punting average (45.6 yards per punt) and 11th in net punting average (39.6 yards per punt). Denver's six total kick return TDs (four punt/two kickoff) were tied for the second most in the NFL during Rodgers tenure.

Prater, who kicked with the Broncos under Rodgers, was named to the Pro Bowl following the 2013 season after setting franchise records in FG percentage (96.2%, 25-of-26) and points scored (150). His 64-yard field goal on December 8, 2013 is the second-longest FG in NFL history. In 2014, K Connor Barth's 93.8 field goal percentage (15-of-16) was the second-highest season total

in Broncos history.

In Rodgers' second season in Denver in 2012, the Broncos special teams allowed the 2nd-lowest punt return average (6.2 ypr) and the 7th-lowest kickoff return average (22.1 ypr) in the NFL. During the Divisional Playoffs that season, Trindon Holliday became the first player in NFL history to record a punt return TD (90 yards) and kickoff return TD (104 yards) in a postseason game. In 2011, Denver ranked 3rd in the NFL in punt return average (12.7 ypr) and one of just three teams in the league with multiple punt return TDs: Arizona (4), Denver (2), Chicago (2). P Britton Colquitt set single-season franchise records for gross (47.4) and net punting (40.2) averages and broke his own team record the following year with a 42.1-yard net average.

Rodgers began his coaching career at the University of Arizona in 2001, spending two seasons as a graduate assistant working with the secondary and linebackers under head coach John Mackovic. He entered the NFL coaching ranks with San Francisco in 2003 as a special teams quality control coach for two seasons before being elevated to assistant special teams coach (2005-07). During his five seasons with the 49ers, LS Brian Jennings (2004) and P Andy Lee (2007) both earned Pro Bowl selections. Lee set an NFL single-season record with 42 punts inside the 20-yard line (since broken) and ranked 2nd in the NFL with a 41.0 net punting average in 2007. After leaving the 49ers, Rodgers served as the special teams coordinator for one season at Kansas State in 2008.

Following Kansas State, Rodgers spent two seasons in Carolina, first as the Panthers special teams assistant (2009) before serving as special teams coordinator in 2010. He played linebacker at North Texas (1996-2000) where he earned a degree in Business, specializing in Entrepreneurship and Strategic Management. A St. Paul, MN native, Rodgers attended Westlake (Austin, TX) High School.

### JEFF RODGERS COACHING BREAKDOWN

Year	School/Team	Position
2001-02	University of Arizona	Graduate Assistant
2003-04	San Francisco 49ers	Special Teams Quality Control
2005-07	San Francisco 49ers	Assistant Special Teams
2008	Kansas State	Special Teams Coordinator
2009	Carolina Panthers	Special Teams Assistant
2010	Carolina Panthers	Special Teams Coordinator
2011-14	Denver Broncos	Special Teams Coordinator
2015-17	Chicago Bears	Special Teams Coordinator
<b>2018</b>	<b>ARIZONA CARDINALS</b>	<b>SPECIAL TEAMS COORDINATOR</b>
<b>2019-</b>	<b>ARIZONA CARDINALS</b>	<b>ASSISTANT HEAD COACH/SPECIAL TEAMS COORDINATOR</b>





# DREW PETZING

## OFFENSIVE COORDINATOR

**COLLEGE:** Middlebury College

**HOMETOWN:** Wellesley, MA

**YEARS NFL/CARDINALS:** 11/2

**DOB:** March 12, 1987



### NOTE CARDS

- Hired as the Cardinals offensive coordinator in 2023 after coaching three seasons (2020-22) with Cleveland, including in 2022 as the Browns quarterbacks coach.
- In his first season with Arizona in 2023, the Cardinals offense finished 4th in the NFL in rushing (2,365 yards) and 2nd in rushing average (5.02). It was just the second time since 1970 the Cardinals had a top-five rushing offense in the NFL (3rd in 1979).
- Cardinals RB James Conner had his first-career 1,000-yard rushing season (1,040 yards) and QB Kyler Murray returned from a serious knee injury and started the final eight games where he helped Arizona's offense rank 9th in the league in those final eight games. TE Trey McBride led the team with 81 receptions for 825 yards. His 81 receptions set a single-season franchise record for a TE and his 825 yards are second in team history for a TE.
- With the Browns in 2022, QB Jacoby Brissett started 11 games and completed 236-of-369 passes for 2,608 yards, 12 TDs, six interceptions and an 88.9 quarterback rating. Brissett's 63.9 completion percentage and 88.9 passer rating were both career highs. QB Deshaun Watson started the final six games of the season and threw for 1,102 yards, seven TDs and five interceptions. Both QBs combined to run for 418 yards and three TDs in 2022.
- Prior to Cleveland, Petzing spent six seasons (2014-19) coaching with Minnesota. As the Vikings wide receivers coach in 2019, WR Stefon Diggs set a then career-high with 1,130 receiving yards and finished 4th in the league that season with a 17.9-yard average on 63 receptions.
- Working with Kirk Cousins in 2018, the Vikings QB set a team record for completions (425), threw for the third-most passing yards (4,298), had the second-highest completion percentage (70.1%) and recorded the fourth-highest passer rating (99.7) by a Viking in team history.

Drew Petzing is in his second season with the Cardinals and 11th in the NFL after being hired as Arizona's offensive coordinator on 2/21/23. He came to the Cardinals after spending the previous three years (2020-22) with Cleveland, including as the Browns quarterbacks coach in 2022.

Petzing coached Cleveland's tight ends for two years (2020-21) after spending six seasons (2014-19) as an assistant with the Minnesota Vikings. He was the Vikings wide receivers coach in 2019 after working as the assistant quarterbacks coach (2018) and assistant wide receivers coach (2014-17) with Minnesota. Petzing and Cardinals head coach Jonathan Gannon coached together in Minnesota for four seasons (2014-17).

Arizona had one of the top rushing attacks in 2023 after finishing the season 4th in the NFL in rushing (2,365 yards) and 2nd in rushing average (5.02) while leading the league with four games of 200+ rushing yards. The 2023 season marked just the second time since 1970 – and first time in 44 years – the Cardinals finished a season ranked in the top-5 in the league in rushing yards (3rd in 1979). It was the fourth-most rushing yards in a single-season in Cardinals history and the second-best rushing average in team annals. The Cardinals led the NFL with 23 runs of 20+ yards last season, becoming one of only three teams to have at least 23 runs of 20+ yards in the last 10 years.

RB James Conner had his first-career 1,000-yard rushing season (1,040) and his fourth-career season with 1,000+ scrimmage yards (1,165). He led the NFL in runs of 20+ yards (11), ranked 2nd in rushing yards/game (80.0) and 3rd in runs of 10+ yards. QB Kyler Murray started the final eight games of the season after returning from a serious knee injury that kept him out of action for 335 days. Murray threw for 1,799 yards and 10 TDs last season while rushing for 244 yards and three TDs. With Murray in

the lineup, Arizona had the 9th ranked offense in the NFL. TE Trey McBride led the team with 81 receptions for 825 yards last season. His 81 receptions set a single-season franchise record for a TE while his 825 receiving yards are the second-most in team history by a TE. He had two games with 100+ receiving yards becoming the first Cardinals TE in the previous 34 years to go over 100 yards. And he had two games with 10+ receptions, something that had never been done in team history by a TE.

As the QBs coach with the Browns in 2022, QB Jacoby Brissett started 11 games and completed 236-of-369 passes for 2,608 yards, 12 TDs, six INTs and an 88.9 QB rating. Brissett's 63.9 completion percentage and 88.9 passer rating were both career highs. QB Deshaun Watson started the final six games of the season and threw for 1,102 yards, seven TDs and five INTs. Both QBs combined to run for 418 yards and three TDs in 2022.

As tight ends coach with Cleveland for two seasons, Petzing's group helped the Browns become the only team in the league in 2021 to have at least three different tight ends each record at least three TDs as TE David Njoku led the team with four TDs. They also helped the Browns lead the NFL in rushing average (5.09-yard avg.) in 2021, the highest rushing average for the team since 1966.

In 2020, the Browns had three tight ends record multiple TDs, led by TE Austin Hooper who tied for second on the team with four TDs. Rookie TE Harrison Bryant led all rookie tight ends with three receiving TDs while Njoku had two TD receptions. Cleveland finished 3rd in the league in rushing (148.4 ypg) in 2020, the best average for the Browns since 1978.

During his tenure with Minnesota, Petzing helped the Vikings win two NFC North division titles (2015 & 2017) while also qualifying



for the postseason as a Wild Card team in 2019. The 2017 Vikings went 13-3 and advanced to the NFC Championship.

As Vikings wide receivers coach in 2019, WR Stefon Diggs set a then career-high with 1,130 receiving yards, his second consecutive 1,000-yard season. He finished 4th in the league that season with a 17.9-yard average on 63 receptions. Working with Kirk Cousins in 2018, the Vikings QB set a team record for completions (425), threw for the third-most passing yards (4,298), had the second-highest completion percentage (70.1) and recorded the fourth-highest passer rating (99.7) by a Viking in team history. He became the first quarterback in NFL history to throw for at least 4,000 yards, at least 30 passing TDs, 10 or fewer INTs and complete at least 70% of his passes in a season.

As assistant wide receivers coach, Petzing helped develop WR Adam Thielen, who began his career as an undrafted rookie free agent. In 2017, Thielen made his first Pro Bowl and was a second-team All-Pro selection after finishing 5th in the NFL (2nd in NFC) with a then career-high 1,276 receiving yards on 91 receptions. Diggs reached 200 career catches in 40 games, the

fastest in team history to reach that milestone (record has since been eclipsed by Justin Jefferson). In addition to working with wide receivers in his first season in Minnesota, Petzing also helped coach Vikings running backs in 2014. As a rookie, RB Jerick McKinnon tied for 5th in the NFL with a 4.8-yard average (min 100 carries).

Petzing served as a graduate assistant at Boston College for two years (2010-11) after working as a volunteer assistant coach at Harvard in 2009. He then worked for one season (2012) as the outside linebackers coach at Yale before spending the 2013 season with the Browns as a football operations intern where he assisted the offense.

As a player, Petzing spent his first two years (2005-06) at Middlebury College as a defensive back before injuries cut short his playing career. A Wellesley, MA native, Petzing then served as a student assistant the next two years before graduating in 2009 with a degree in Economics and minors in Math and Philosophy. His brother, Dean, is an offensive assistant coach with the Carolina Panthers. He and his wife, Louisa, have a daughter, Emilia and son, Owen.

**DREW PETZING COACHING BREAKDOWN**

Year	School/Team	Position
2007-08	Middlebury College	Student Assistant
2009	Harvard	Volunteer Assistant
2010-11	Boston College	Graduate Assistant
2012	Yale	Outside Linebackers
2013	Cleveland Browns	Football Operations Intern
2014-17	Minnesota Vikings	Assistant Wide Receivers
2018	Minnesota Vikings	Assistant Quarterbacks
2019	Minnesota Vikings	Wide Receivers
2020-21	Cleveland Browns	Tight Ends
2022	Cleveland Browns	Quarterbacks
<b>2023-</b>	<b>ARIZONA CARDINALS</b>	<b>OFFENSIVE COORDINATOR</b>

**CARDINALS SEND HIGH SCHOOL STUDENTS TO WASHINGTON D.C. ON TEAM PLANE**

In June - following highly-successful trips in 2022 and 2023 - the Cardinals once again partnered with the Close Up Foundation and Arizona Governor Katie Hobbs to send 275 high school students from across the state on an all-expenses-paid trip to Washington D.C. as part of the 3rd annual Civics Matters Arizona program.

As part of this life-changing opportunity for Arizona high school students, the Cardinals provided their team plane to fly the group to and from Washington D.C. The group flew to the nation's capital for a four-day, three-night trip from June 11-14. This year's program was the first to take place in an election year.

The interactive experience featured meetings with elected officials including Arizona Congressman Juan Ciscomani as well as issue deliberations and instructor-led visits to monuments, memorials, museums, and government institutions, providing students an opportunity to learn about civics in a way that is both educational and fun.

The Civics Matters Arizona program is a civic engagement initiative for high school students across the state. The program targets a diverse group of high schools and organizations serving Title I communities. Civics Matters Arizona engages students with their peers as well as their government and gives educators the tools and training to build positive dialogue in the classroom.

This year, 275 high school students from across the state were selected by their teachers to travel to Washington, D.C. The number of students participating in Civics Matters Arizona has expanded to represent 39 schools, 14 school districts, 7 cities, and 5 of the 15 counties across Arizona.

Ahead of the D.C. program, teachers worked with 10th and 11th grade students in a series of non-partisan lessons designed by Close Up. The lessons culminated in an essay contest in which students could write about (1) how young people can be engaged participants in their community even without the right to vote, (2) the importance of civic engagement by everyday people to the health of our democracy, or (3) how young people can contribute to creating positive community change.







# NICK RALLIS

## DEFENSIVE COORDINATOR

**COLLEGE:** Minnesota

**HOMETOWN:** Edina, MN

**YEARS NFL/CARDINALS:** 7/2

**DOB:** July 13, 1993



### NOTECARDS

- Hired as the Cardinals defensive coordinator in 2023 after spending two seasons (2021-22) as the linebackers coach with the Philadelphia Eagles.
- Worked with Cardinals S Budda Baker in 2023 as he was selected to his 6th Pro Bowl and earned his 5th consecutive selection as a starter.
- Helped Eagles LB T.J. Edwards to a career season in 2022 as he finished with 159 tackles, 2.0 sacks, seven passes defended, 10 tackles for loss and a fumble recovery. His 159 tackles ranked 7th in the NFL in 2022 and represented the highest single-season total for an Eagles defender since Byron Evans (175) in 1992.
- With the Vikings, coached LB Eric Kendricks who was selected to his first Pro Bowl and was named first-team All-Pro in 2019 after having a career-high and team-leading 110 tackles to go along with 12 passes defended, tied for the most among NFL linebackers.

Nick Rallis was hired as Arizona’s defensive coordinator on 2/21/23 after spending two seasons (2021-22) coaching linebackers with the Philadelphia Eagles. Prior to working in Philadelphia, Rallis spent three seasons (2018-20) with the Minnesota Vikings as a defensive quality control/assistant linebackers coach.

In his first season with the Cardinals in 2023, Rallis worked with S Budda Baker who was selected to his 6th Pro Bowl and earned his 5th selection as a starter. Despite missing five games due to injury, Baker finished second on the team with 87 tackles and had a team-high four games with double-digit tackles. Fellow S Jalen Thompson set career-highs with four INTs, nine passes defended and five tackles for loss while also collecting his first career sack and forced fumble. LB Kyzir White led the Cardinals with 90 tackles despite missing the final six games of the season due to injury. He also had 2.0 sacks, two QB hits, three passes defended and the game-sealing INT in Arizona’s win vs. Dallas.

Rallis also oversaw the development of a large portion of the Cardinals ’23 rookie class last season. Eight different rookies saw action on defense, with six earning at least one start. In all, Arizona’s rookie defenders combined for 87 games played and 30 starts last year. The group contributed 206 tackles, 7.5 sacks, 15 tackles for loss, 13 passes defended, a fumble recovery and an INT.

Working under current Cardinals head coach Jonathan Gannon for two years in Philadelphia, Rallis helped the Eagles advance to Super Bowl LVII at State Farm Stadium after beating San Francisco in the NFC Championship, win the NFC East in 2022 and earn the #1 seed in the NFC with a 14-3 record. The Eagles made the postseason in both seasons Rallis coached with Philadelphia.

LB T.J. Edwards had a career-season with the Eagles in 2022 after finishing the regular season with 159 tackles, 2.0 sacks, seven passes defended, 10 tackles for loss and a fumble recovery. His 159 tackles ranked 7th in the NFL in 2022 and represented the highest single-season total for an Eagles defender since Byron Evans (175) in 1992. Kyzir White, who signed with the Cardinals as a free agent in the 2023 offseason, had 110 tackles, the second-most on the team, to go along with 1.5 sacks, seven passes defended and five QB pressures in 2022.

The Eagles had a top-10 defense in each season Rallis coached there, ranking 2nd in total defense in 2022 (301.5 ypg) and 10th in the NFL in 2021 (328.8 ypg). In 2022, Philadelphia also featured the NFL’s top-ranked pass defense (179.8 ypg) and the league’s 8th ranked scoring defense (20.2 ppg). Between 2021-22, the Eagles defense led the NFL with 99 sacks, ranked 3rd in total defense (315.1 ypg), 3rd in pass defense (200.4 ypg), 6th in tackles for loss (168), tied for 4th in total return TDs (7) and interception return TDs (4) and tied for 10th in INTs (29).

In 2022, the Eagles easily led the NFL with a franchise single-season record 70 sacks in the regular season. No other team in the NFL had more than 55. Philadelphia’s 70 sacks in 2022 were the most by any team in a single season since the 1989 Minnesota Vikings (71). Combined with their eight sacks in the postseason, the Eagles 78 total sacks in 2022 were the third-most in NFL history behind only the 1984 (82 sacks) and 1985 Chicago Bears (80 sacks). Philadelphia also tied for 4th in the NFL in both total takeaways (27) and INTs during the regular season.

Since individual sacks became an official stat in 1982, Philadelphia became the first team ever to have four different players with 10.0+ sacks in a single season when they did so in 2022: LB Haason Reddick (16.0), DE Brandon Graham (11.0), DT Javon Hargrave (11.0) and DE Josh Sweat (11.0).

In his first season with the Eagles in 2021, Rallis helped Philadelphia to the NFL’s 10th-ranked defense (328.8 ypg) in addition to having the 2nd-most defensive TDs (5) and allowing the 5th-fewest explosive plays (117) in the league while also finishing 9th in opponent rushing yards per game (107.9) and opponent three-and-out percentage (33.1%).

Under his guidance, LB Alex Singleton had a team-high 130 tackles and Edwards had 125 tackles in 2021. The duo finished as two of five NFL players to have 125+ tackles, one interception and one fumble recovery in the regular season.

Rallis spent his first two seasons (2018-19) with the Vikings as a defensive quality control coach and added the title of assistant linebackers in 2020. He helped Eric Kendricks and Eric Wilson



become the only pair of linebackers in the league in 2020 to have 100+ tackles and 3+ INTs that season.

In 2019, Kendricks was selected to his first Pro Bowl and was named first-team All-Pro after having a career-high and team-leading 110 tackles to go along with 12 passes defended, tied for the most among NFL linebackers. Pro Football Focus named Kendricks as the league's highest-graded linebacker in 2019.

Rallis (RAW-liss) started his coaching career as a quality control coach at Wake Forest in 2017. He played at Edina (MN) High

School and was the #8 recruit in the state of Minnesota as a senior according to Rivals.com prior to playing linebacker collegiately at the University of Minnesota (2012-16). As a Golden Gopher, Rallis appeared in 26 games, including starting three games as a senior. His older brother, Mike, also played linebacker at Minnesota (2008-12) and is now a professional wrestler known as Madcap Moss.

He graduated with a degree in Business Marketing from Minnesota and earned his master's in Sport and Exercise Science. Rallis and his wife, Devin, have a son, Kendrick.

**NICK RALLIS COACHING BREAKDOWN**

Year	School/Team	Position
2017	Wake Forest	Quality Control
2018-19	Minnesota Vikings	Defensive Quality Control
2020	Minnesota Vikings	Defensive Quality Control/Asst. Linebackers
2021-22	Philadelphia Eagles	Linebackers
2023-	<b>ARIZONA CARDINALS</b>	<b>DEFENSIVE COORDINATOR</b>

**DREW TERRELL**


**PASSING GAME COORDINATOR/WIDE RECEIVERS**

**COLLEGE:** Stanford

**HOMETOWN:** Chandler, AZ

**YEARS NFL/CARDINALS:** 7/2

**DOB:** July 25, 1991



**NOTE CARDS**

- Is in his second season with Arizona as Passing Game Coordinator/Wide Receivers coach after being appointed on 3/1/23.
- Terrell was selected to participate in the NFL's Coach Accelerator program in May of 2023 at the NFL's spring meeting in Minneapolis. The program was created to help promote greater diversity across the league. He was also selected to serve as an offensive coordinator for the East team at the 2024 Shrine Bowl.
- During his three-year (2020-22) tenure coaching receivers with the Commanders, guided WR Terry McLaurin to three consecutive 1,000+ yard receiving seasons and his first Pro Bowl selection in 2022.
- Assisted in the development of first-round rookie WR Jahan Dotson in 2022; Dotson's seven TD receptions tied for the most among NFL rookies that season.
- A Chandler, AZ native, Terrell attended Hamilton (Chandler, AZ) High School and received All-State honors as both a wide receiver and punt returner.
- Played four seasons (2009-12) at Stanford and led the team in receiving yards in 2012 when the Cardinals were 12-2 and won both the Pac-12 championship and the Rose Bowl.

Drew Terrell is in his seventh season in the NFL and second with the Cardinals as passing game coordinator/wide receivers. He came to Arizona in 2023 after coaching wide receivers in Washington the previous three years (2020-22).

Arizona's passing offense started to click at the end of last season as TE Trey McBride led the team with 81 receptions for 825 yards. His reception total set a new franchise record by a tight end and he finished second in team history for receiving yards by a tight end. In the final two games of the season, the Cardinals offense combined for 915 net yards, 55 first downs and six TDs while only punting three times in 17 possessions.

During his three seasons in Washington, Terrell helped guide the development of standout WR Terry McLaurin – one of just eight players in the NFL with 1,000+ receiving yards in each of the last three seasons. In 2022, McLaurin set single-season career highs in receiving yards (1,191) and scrimmage yards (1,220) while joining Gary Clark (1989-91), Art Monk (1984-86) and Henry

Ellard (1994-96) as the only players in franchise history with three consecutive seasons of 1,000+ receiving yards. His performance in 2022 earned McLaurin his first Pro Bowl.

Working with Terrell for the first time in 2020, McLaurin established a career high with 87 receptions while becoming the first Commanders players with a 1,000-yard receiving season (1,118) since 2016.

Terrell also worked with Washington rookie WR Jahan Dotson in 2022. The Commanders first-round pick in the 2022 NFL Draft, Dotson finished his debut season with 35 receptions for 523 yards and a team-high seven TD receptions. His seven TD catches tied Green Bay's Christian Watson for the most among NFL rookies that season and was just one shy of tying Washington's franchise rookie record (8).

Prior to the Commanders, Terrell was an offensive quality control coach in Carolina for two seasons (2018-19). In 2018, the





Panthers had 5,972 offensive yards, the second highest total in franchise history. He joined the Panthers following three seasons (2015-17) as a graduate assistant at the University of Michigan. In his first two years, Terrell worked with wide receivers and returners and tutored cornerbacks and returners in his final season. While with the Wolverines, Terrell worked with two receivers who were selected in the 2017 NFL Draft—Amara Darboh by Seattle in the third round and Jehu Chesson by Kansas City in the fourth round.

In his final season at Michigan in 2017, Terrell helped coach future professionals CB David Long and CB Lavert Hill who were named by Pro Football Focus as one of the top cornerback duos in the country with Long posting the nation's lowest passer rating when targeted at 17.6.

Terrell began his coaching career in 2014 as an offensive graduate assistant working with wide receivers at Virginia Tech. While with the Hokies, he assisted in the development of

wideouts Cam Phillips and Isaiah Ford, who finished their collegiate careers ranked first and second respectively for the most receptions in school history.

Terrell played four seasons as a wide receiver and punt returner at Stanford (2009-12), earning honorable mention All-Pac 12 honors as a returner three times (2010-12). He posted a breakout season as a senior, leading the team with 33 receptions for 463 yards and four TDs while adding 291 return yards. Stanford finished the 2012 season with a 12-2 record and won both the Pac-12 Championship and the Rose Bowl. He graduated from Stanford with a degree in Political Science.

A Chandler, AZ native, Terrell (tuh-RELL) attended Stanford following a decorated career at Hamilton (Chandler, AZ) High School. An All-State selection as both a wide receiver and punt returner as a senior in 2008, he was rated as the top wide receiver recruit in the state of Arizona and the 10th rated overall prospect by Rivals.com. Terrell helped the Huskies win three regional championships and two 5A Division I state titles.

### DREW TERRELL COACHING BREAKDOWN

Year	School/Team	Position
2014	Virginia Tech	Graduate Assistant
2015-17	Michigan	Graduate Assistant
2018-19	Carolina Panthers	Offensive Quality Control
2020	Washington Commanders	Assistant Wide Receivers
2021-22	Washington Commanders	Wide Receivers
<b>2023-</b>	<b>ARIZONA CARDINALS</b>	<b>PASSING GAME COORDINATOR/WIDE RECEIVERS</b>

# KLAYTON ADAMS


## OFFENSIVE LINE

**COLLEGE:** Boise State

**HOMETOWN:** Sacramento, CA

**YEARS NFL/CARDINALS:** 6/2

**DOB:** February 13, 1983



Klayton Adams is in his second season with the Cardinals after being hired as the team's offensive line coach on 3/1/23. He came to Arizona after spending the previous four seasons (2019-22) with the Indianapolis Colts.

Adams coached tight ends his final two seasons (2021-22) with Indianapolis after working as the team's assistant offensive line coach for two years (2019-20). Prior to starting his NFL coaching career, Adams spent 14 seasons working at the collegiate level. Before coming to Arizona, he was hired as Stanford's offensive line coach and run game coordinator in December of 2022.

With the Cardinals last season, Adams helped Arizona finish the season 4th in the NFL in rushing yards (2,365) and 2nd in rushing average (5.02) while leading the league with four games of 200+ rushing yards. The 2023 season marked just the second time since 1970 – and first time in 44 years – the Cardinals finished a season ranked in the top-5 in the league in rushing yards (3rd in 1979). It was the fourth-most rushing yards in a single-season in Cardinals history and the second-best rushing average in team annals. The Cardinals led the NFL with 23 runs of 20+ yards last season, becoming one of only three teams to have at least 23 runs of 20+ yards in the last 10 years. First-round pick Paris Johnson Jr. started all 17 games at RT as a rookie and

helped RB James Conner to his first-career 1,000-yard rushing season (1,040).

While in Indianapolis, Adams coached a Colts offense that ranked 2nd in rushing yards per game (194.4 avg) and 9th in points per game (26.5 avg) in 2021. His tight end group combined for 64 receptions for 724 yards and seven TDs that season, supplementing a Colts rushing attack that featured RB Jonathan Taylor who put together one of the best single-season performances in team history. Taylor led the NFL in scrimmage yards (2,171), rushing yards (1,811), rushing TDs (18), 100-yard rushing games (10) and first-down runs (107), tied for the league lead in total TDs (20) and ranked 2nd in total points (120) by a non-kicker. He set Colts franchise single-season records for rushing yards and rushing TDs and became the third player ever with a rushing TD in at least 11 consecutive games within a single season. Taylor also became the youngest player in NFL history with at least 2,000 scrimmage yards (2,171) and 20 scrimmage TDs (20) in a single season.

In 2020, Adams assisted a Colts offensive line that tied for the second-fewest sacks allowed in the NFL (21). Taylor became just the fifth rookie in franchise history to have 1,000 rushing yards (1,169 yards) and finished 3rd in the NFL in rushing that season.



It was the first time since 2003-05 that the team had back-to-back seasons with a 1,000-yard rusher. G Quenton Nelson (first-team) and C Ryan Kelly (second-team) each earned All-Pro honors and were selected to the Pro Bowl. It was the second consecutive season Nelson and Kelly each made the Pro Bowl.

The Colts tied for the 9th-fewest sacks allowed in the NFL (32) and finished 7th in rushing (133.1 ypg) in 2019. It was the team's first top-10 finish in rushing since 2001. The Colts 4.52 yards per carry average was the fifth-highest single-season total in franchise history. Nelson and Kelly earned their first Pro Bowl selections, marking the first time since 2006 that two Colts offensive linemen made the Pro Bowl. RB Marlon Mack had 1,091 rushing yards, the 11th-best total in the NFL that season.

Prior to working in Indianapolis, Adams spent six seasons at Colorado where he was the team's co-offensive coordinator/offensive line coach in 2018 after spending two seasons (2016-17) as the Buffaloes offensive line coach and three years (2013-15) coaching running backs/tight ends. He helped RB Phillip Lindsay become the first player in school history to have 1,000+ rushing yards in back-to-back seasons (1,474 in 2017 & 1,189 yards in 2016). In 2016, the Buffaloes offensive line posted its highest average per rush (4.1) in 10 seasons. As running backs coach in 2015, Colorado had six players rush for 200+ yards for the 4th time in program history

and in 2014 four different players rushed for 300+ yards for the first time in school history.

Adams went to Colorado after coaching tight ends for two seasons (2011-12) at San Jose State and spending two seasons (2009-10) at Sacramento State. San Jose State TE Ryan Otten earned honorable mention All-American honors under Adams direction in 2012. At Sacramento State, Adams started as the team's offensive tackles/tight ends coach in 2009 prior to being promoted to offensive line coach in 2010.

He spent two seasons at Western Washington (2007-08) as run game coordinator/offensive line coach after starting his coaching career at his alma mater, Boise State, in 2005 as a student assistant and then as an offensive graduate assistant in 2006. The 2006 Broncos went 13-0 and defeated Oklahoma in overtime in the Tostitos Fiesta Bowl at State Farm Stadium.

Adams played center at Boise State where he was a part of two WAC Championship teams (2003-04) that combined for a 24-2 record and finished in the top-15 each season. He earned second-team All-WAC honors as a senior in 2004. Adams graduated from Boise State with a bachelor's degree in Mass Communications with an emphasis in Journalism. He and his wife, Stefani, have three daughters, Mya, Emmy and Harper.

**KLAYTON ADAMS COACHING BREAKDOWN**

Year	School/Team	Position
2005	Boise State	Student Assistant
2006	Boise State	Offensive Graduate Assistant
2007-08	Western Washington	Run Game Coordinator/Offensive Line
2009	Sacramento State	Offensive Tackles/Tight Ends
2010	Sacramento State	Offensive Line
2011-12	San Jose State	Tight Ends
2013-15	Colorado	Running Backs/Tight Ends
2016-17	Colorado	Offensive Line
2018	Colorado	Co-Offensive Coordinator/Offensive Line
2019-20	Indianapolis Colts	Assistant Offensive Line
2021-22	Indianapolis Colts	Tight Ends
<b>2023-</b>	<b>ARIZONA CARDINALS</b>	<b>OFFENSIVE LINE</b>

**ARIZONA AND DAYLIGHT SAVING TIME**

Every year people across the country turn their clocks ahead in the spring and back in the fall, except in Arizona.

Although Arizona stays on standard time throughout the year, never changing its clock forward or back, the time change, or lack thereof, does affect the Cardinals local kickoff times during the season.

In 2024, daylight saving time was observed on the second Sunday in March (March 10) and ends on the first Sunday in November (November 3). When daylight saving time is in effect, Arizona is three hours behind the east coast, making a 4:00 p.m. kickoff in New York a 1:00 p.m. kickoff in Arizona. However, when daylight saving time ends, Arizona is only two hours behind the east coast, making a 4:00 p.m. kickoff in New York a 2:00 p.m. kickoff in Arizona.

In 1967, the Uniform Time Act was instituted, putting the entire country on daylight saving time. After one year, states could opt out, and Arizona went back to standard time and stayed there. Residents and lawmakers of Arizona knew there was an abundance of sunshine and did not see the need to move their clocks ahead in order to save any. The only other state that does not observe Daylight Saving Time is Hawaii.







# KENNY BELL


## DIRECTOR, FOOTBALL STRATEGY

**COLLEGE:** University of Houston

**YEARS NFL/CARDINALS:** 6/6

**HOMETOWN:** Deer Park, TX

**DOB:** September 30, 1988



Kenny Bell enters his sixth season with the Cardinals and second as Director, Football Strategy after joining the team in January, 2019.

In his current role, Bell assists Head Coach Jonathan Gannon and the Cardinals coaching staff with game management, officiating and rules, as well as analysis of league-wide statistical trends.

Prior to 2023, Bell was responsible for organizing the day-to-day operations of the players and coaches while also serving on the

offensive coaching staff.

Prior to his time with the Cardinals, Bell spent ten years working in various roles in college football. He spent six seasons (2013-18) as the chief of staff at Texas Tech University, one season at Texas A&M University (2012) and three seasons at the University of Houston (2009-11).

A native of Deer Park, TX, Bell graduated with a bachelor's degree in Accounting from the University of Houston. Bell and his wife, Candace, have three daughters, Sloane, Brynn and Nora.

### KENNY BELL COACHING BREAKDOWN

Year	School/Team	Position
2009-11	Houston	Operations Asst./Offensive Quality Control
2012	Texas A&M	Director of Recruiting
2013-18	Texas Tech	Chief of Staff
2019-21	ARIZONA CARDINALS	ASSISTANT TO THE HEAD COACH
2022	ARIZONA CARDINALS	CHIEF OF STAFF/OFFENSIVE ASSISTANT
2023-	ARIZONA CARDINALS	DIRECTOR, FOOTBALL STRATEGY

# JASON BENGUCHE


## ASSISTANT STRENGTH AND CONDITIONING

**COLLEGE:** Springfield College

**YEARS NFL/CARDINALS:** 9/2

**HOMETOWN:** Great Barrington, MA

**DOB:** April 11, 1984



Jason Benguche is in his ninth season in the NFL and second with the Cardinals as an assistant strength and conditioning coach after joining the team in 2023.

He spent seven years (2013-19) as an assistant strength and conditioning coach with the Carolina Panthers where he was part of the team that won the NFC Championship following the 2015 season and advanced to Super Bowl 50. Benguche went to Carolina following five years at Georgia Tech where he was assistant director of player development for the football team (2010-12) after spending his first two years (2008-09) as an assistant strength and conditioning coach for football and men's tennis in addition to swimming and diving.

Benguche came to Arizona in 2023 after working as the director

of performance at Jet Performance Labs in Mooresville, NC for three years (2020-22). He started his coaching career in 2005 as a student assistant with the football team at the University of Massachusetts and followed that up with an internship at IMG Academy in Bradenton, FL in 2006. Benguche then worked with the football team at Florida State as a graduate assistant for two years (2006-07) while completing his master's degree in Health Education (2008).

He played on the offensive line at Springfield College (2002-05) and earned Division II/III All-New England honors from the New England Football Writers Division as a senior. Benguche graduated from Springfield with a bachelor's degree in Applied Exercise Science in 2006. He is certified by the National Strength and Conditioning Association, the National Academy of Sports Medicine and the International Society of Sports Nutrition.



### JASON BENGUCHE COACHING BREAKDOWN

Year	School/Team	Position
2005	Massachusetts	Student Assistant
2006-07	Florida State	Graduate Assistant
2008-09	Georgia Tech	Assistant Strength and Conditioning
2010-12	Georgia Tech	Assistant Director of Player Development
2013-19	Carolina Panthers	Assistant Strength and Conditioning
<b>2023-</b>	<b>ARIZONA CARDINALS</b>	<b>ASSISTANT STRENGTH AND CONDITIONING</b>

# RONALD BOOKER


## DEFENSIVE QUALITY CONTROL

**COLLEGE:** Rhodes College

**HOMETOWN:** Memphis, TN

**YEARS NFL/CARDINALS:** 4/4

**DOB:** June 10, 1992



Ronald Booker is in his fourth season with the Cardinals and second as defensive quality control coach after working two years (2021-22) as a defensive assistant. He spent two years with Arizona as a Bill Walsh Coaching Fellow (2020-21) prior to being hired full-time in August, 2021.

He joined the Cardinals after spending two seasons as an offensive graduate assistant at the University of Pittsburgh where he worked with the team's wide receivers. During his time with the Panthers, Booker helped tutor freshman All-American and future first-round pick WR Jordan Addison as well as All-ACC performer WR Maurice Ffrench. In 2019, Ffrench had 96 catches, eclipsing Pitt's single-season receptions record previously held by Larry Fitzgerald (92 catches in 13 games in 2003).

Prior to his tenure at Pitt, Booker spent five seasons (2014-18)

at his alma mater, Rhodes College, where he served as a safeties coach, defensive backs coach, wide receivers coach, special teams coordinator and strength and conditioning director. He also led the football program's social media and video initiatives. Under Booker's tutelage, WR Josh Lucas established single-season program records for receptions (76) and receiving yards (1,199) in 2017.

A standout defensive back and special teams ace, Booker was a key member of the Lynx's 2013 Southern Athletic Association (SAA) championship team. He was also part of the 2009 TSSAA Class 6A state championship football team at White Station (Memphis, TN) High School.

Booker earned his bachelor's degree in Commerce and Business from Rhodes in 2014.

### RONALD BOOKER COACHING BREAKDOWN

Year	School/Team	Position
2014	Rhodes College	Safeties
2015-16	Rhodes College	Defensive Backs
2017	Rhodes College	Wide Receivers
2018	Rhodes College	Special Teams Coordinator
2019-20	University of Pittsburgh	Offensive Graduate Assistant
<b>2021-22</b>	<b>ARIZONA CARDINALS</b>	<b>DEFENSIVE ASSISTANT</b>
<b>2023</b>	<b>ARIZONA CARDINALS</b>	<b>DEFENSIVE QUALITY CONTROL</b>





# CHRIS COOK

## ASSISTANT OFFENSIVE LINE

**COLLEGE:** Tennessee-Chattanooga

**YEARS NFL/CARDINALS:** 3/2

**HOMETOWN:** Wingate, NC

**DOB:** December 23, 1981



Chris Cook is in his third season in the NFL and second with Arizona as assistant offensive line coach. He came to the Cardinals in 2023 from Duke University where he spent the 2022 season as an offensive analyst after serving as an offensive quality control coach with the Denver Broncos in 2021.

Arizona finished last season 4th in the NFL in rushing yards (2,365) and 2nd in rushing average (5.02) while leading the league with four games of 200+ rushing yards. It was the fourth-most rushing yards in a single-season in Cardinals history and the second-best rushing average in team annals. The 2023 season marked just the second time since 1970 – and first time in 44 years – the Cardinals finished a season ranked in the top-5 in the league in rushing yards (3rd in 1979). The Cardinals led the NFL with 23 runs of 20+ yards last season, becoming one of only three teams to have at least 23 runs of 20+ yards in the last 10 years. First-round pick Paris Johnson Jr. started all 17 games at RT as a rookie.

In the 2024 offseason, Cook was selected to serve as the offensive line coach for the National team at the Senior Bowl.

While working with the Broncos, Cook assisted Denver’s offensive line and helped T Garrett Bolles get selected as a Pro Bowl alternate in 2021. He was part of the Bill Walsh Diversity Coaching Fellowship for three consecutive training camps with the Atlanta Falcons (2018-19) and the Cleveland Browns (2020).

Prior to his time in Denver, Cook spent two years at the University of Akron (2019-20) as tight ends coach while also working as the director of player development and engagement. Cook coached at his alma mater, the University of Tennessee-Chattanooga, for two seasons (2017-18) as the tight ends and offensive tackles coach and added the title of recruiting coordinator in 2018. While with the Mocs, he guided TE Bailey Lenior to All-Southern Conference honors in 2017.

In 2016, Cook worked as the offensive quality control coordinator and assistant offensive line coach at East Carolina. Prior his time with the Pirates, he spent one season (2015) as the defensive line coach at Independence (Charlotte, NC) High School and helped the Patriots reach the second round of the NCHSAA playoffs. Cook entered the coaching ranks as the defensive line coach at Weddington (Matthews, NC) High School where he coached DT Darius Kilgo who went on to be selected in the sixth-round of the 2015 NFL Draft by Denver.

He was a two-year starter at center at UT-Chattanooga (2001-03) and was an All-American selection in 2002. Cook was named the team’s offensive MVP in 2002 and was selected as a team captain in 2003. Following his college career, Cook played three seasons in the Arena Football League with the Kansas City Brigade (2007-09).

A native of Wingate, NC, Cook graduated from UT-Chattanooga with a bachelor’s degree in Communications. He and his wife, Mandisa, have a son, Mayor and daughter, Paige.

### CHRIS COOK COACHING BREAKDOWN

Year	School/Team	Position
2016	East Carolina	Offensive Quality Control/Asst. Offensive Line
2017	UT-Chattanooga	Tight Ends/Offensive Tackles
2018	UT-Chattanooga	Tight Ends/Offensive Tackles/Recruiting Coordinator
2019-20	Akron	Tight Ends/Director of Player Development
2021	Denver Broncos	Offensive Quality Control
2022	Duke	Offensive Analyst
<b>2023–</b>	<b>ARIZONA CARDINALS</b>	<b>ASSISTANT OFFENSIVE LINE</b>



# AUTRY DENSON

## RUNNING BACKS

**COLLEGE:** Notre Dame

**HOMETOWN:** Davie, FL

**YEARS NFL/CARDINALS:** 6/2

**DOB:** December 8, 1976



A former running back who played collegiately at Notre Dame and holds the school record for rushing yards (4,318) and ranks second in both rushing TDs (43) and all-purpose yards (5,327), Autry Denson is in his second season as the Cardinals running backs coach after joining the team on 3/1/23. He came to Arizona with 12 years of collegiate coaching experience, including four seasons (2019-22) as the head coach at Charleston Southern University.

With the Cardinals in 2023, RB James Conner ran for his first 1,000-yard season (1,040) and had his fourth consecutive year with 1,000+ scrimmage yards (1,205). Conner led the NFL in runs of 20+ yards (11), ranked 2nd in rushing yards/game (80.0) and 3rd in runs of 10+ yards. The Cardinals led the NFL with 23 runs of 20+ yards, becoming one of only three teams to have at least 23 runs of 20+ yards in the last 10 years. Arizona finished the season 4th in the NFL in rushing yards (2,365) and 2nd in rushing average (5.02) while leading the league with four games of 200+ rushing yards. The 2023 season marked just the second time since 1970 – and first time in 44 years – the Cardinals finished a season ranked in the top-5 in the league in rushing yards (3rd in 1979). It was the fourth-most rushing yards in a single-season in Cardinals history and the second-best rushing average in team annals.

In the 2024 offseason, Denson was selected to serve as the running backs coach for the American team at the Senior Bowl.

Before coming to the NFL, Denson coached running backs at his alma mater, Notre Dame, for four seasons (2015-18) prior to taking the job at Charleston Southern. Denson also was a two-time participant of the NFL's Bill Walsh Diversity Coaching Fellowship (Indianapolis 2012-13). As head coach at Charleston Southern, Denson had a 6-6 record in his first season (2019) and had 12 players on the Big South All-Conference team that season, including All-American S Cody Cline. After a shortened season in 2020 due to COVID, the Buccaneers finished the next two seasons with a combined 6-14 record.

As a Notre Dame assistant, Denson helped the Fighting Irish to an undefeated regular season in 2018 and a spot in the College Football Playoff semifinals at the Cotton Bowl. Notre Dame ran for 2,695 yards that year, paced by RB Dexter Williams' team-leading 995 rushing yards and 12 TDs. In 2017, the Irish ran for 3,503 yards as a team, the 7th best rushing offense (269.3 ypg) in the FBS. RB Josh Adams had 1,430 rushing yards and RB Brandon Wimbush had 14 TDs that season. As a team, Notre Dame ran for 1,471 yards and 10 TDs in 2016, gaining an average of 5.3 yards per carry.

In his first year with the Fighting Irish in 2015, the team had a 6.5-yard rushing average as Denson tutored RB C.J. Prosise who ran for 1,032 yards. Prosise, who was drafted by Seattle in the

third-round of the 2016 NFL Draft, eclipsed 1,000 rushing yards faster than any Irish running back in school history outside of All-American Reggie Brooks (1992). Adams rushed for a freshman school record 835 yards in 2015, including a freshman program single-game record 168 yards at Stanford. Notre Dame averaged 207.6 rushing yards per game that season.

Denson returned to Notre Dame as an assistant in 2015 after coaching running backs at Miami (OH) University (2014) and Bethune-Cookman (2011-13). While at Bethune-Cookman, Denson helped the Wildcats to a 10-3 record and berth in the FCS playoffs in 2013. In 2012, RB Isidore Jackson ran for 1,069 yards, becoming the first Wildcat to eclipse 1,000 rushing yards since 1997. His running back group that season ran for 2,928 yards and 28 TDs, helping Bethune-Cookman lead the conference and rank 10th nationally in rushing (244.4 ypg). The previous year, the Wildcats ran for 2,058 yards and finished 5th in the FCS in rushing offense (259.3 ypg). Denson started his coaching career as the head coach at Pope John Paul II High School (Boca Raton, FL) in 2010.

He was selected by Tampa Bay in the seventh-round of 1999 NFL Draft and spent time with the Buccaneers (1999), Dolphins (1999-2000), Bears (2001), Colts (2002) and Lions (2002) prior to playing the 2004 season with the Montreal Alouettes of the CFL. Denson appeared in 34 career NFL games (one start) and had 212 rushing yards and 133 receiving yards while also returning 45 kickoffs for 1,067 yards (23.7-yard avg.) and collecting 12 special teams tackles. While in the CFL in 2004, he finished 8th in the league with 772 rushing yards and nine TDs.

Denson finished his record-setting Notre Dame playing career with MVP honors at the 1999 Gator Bowl and was a two-time team MVP (1997-98). A three-year starter, he had 100+ rushing yards in 21 games in his four years with the Irish, had three consecutive 1,000-yard rushing seasons and was an All-American selection as a senior in 1998.

Away from the field, Denson formed a youth program called POISE (Perseverance, Opportunity, Intelligence, Sacrifice, and Effort) that worked with teenage athletes throughout Broward County (FL) in education, on the field, and in Bible study. He was also the inaugural commissioner of the Run for Your Goal Youth (RFYG) Flag Football League which provided a safe place for the youth of South Florida to learn the game of football. Denson and his family formed the Denson Family Legacy Foundation with the mission of allowing our faith in God to be the foundation of our family. For more information, visit [www.densonfamilylegacy.com](http://www.densonfamilylegacy.com).

Denson and his wife, Elaine, have four children: Ashley, Autry, Elijah and Asia along with twin grandchildren, Ace and Aubrey.





## AUTRY DENSON COACHING BREAKDOWN

Year	School/Team	Position
2011-13	Bethune Cookman	Running Backs
2014	Miami (OH) University	Running Backs
2015-18	Notre Dame	Running Backs
2019-22	Charleston Southern	Head Coach
<b>2023-</b>	<b>ARIZONA CARDINALS</b>	<b>RUNNING BACKS</b>

## NFL PLAYING CAREER

Year	School/Team	Position
1999-2000	Miami Dolphins	Running Back
2001	Chicago Bears	Running Back
2002	Indianapolis Colts	Running Back
2004	Montreal Alouettes (CFL)	Running Back

# EVERRETT GATHRON

## ASSISTANT STRENGTH AND CONDITIONING

**COLLEGE:** Otterbein College

**HOMETOWN:** Ardmore, OK

**YEARS NFL/CARDINALS:** 2/2

**DOB:** June 17, 1978



Everett Gathron is in his second season with the Cardinals as an assistant strength and conditioning coach after joining the team in 2023.

He came to the Cardinals after spending the previous five years (2018-23) as an associate strength & conditioning coach at Ohio State where he worked with the Buckeyes track & field team.

Prior to working at Ohio State, Gathron spent eight years (2010-18) at the University of Virginia where he assisted with 18 varsity sports, including football, and directed the administration of programming for wrestling, men's lacrosse and softball.

Gathron was the director of strength & conditioning at the University of Texas-Pan American in 2009-10 and oversaw the design and implementation of the strength and conditioning program for all varsity sports at the university. He was an assistant strength & conditioning coach at SMU in 2008-09 after working as a graduate assistant at Ohio University where he earned his master's degree in Recreation and Sports Sciences in 2008.

He earned his bachelor's degree in Health Promotion and Fitness from Otterbein College in 2006. Gathron is certified by the NSCA as a certified strength and conditioning specialist (CSCS) and United States of America Weightlifting (USAW) as a Sports Performance Coach – Level 1.

## EVERRETT GATHRON COACHING BREAKDOWN

Year	School/Team	Position
2008	Ohio	Graduate Assistant
2008-09	Southern Methodist	Assistant Strength and Conditioning
2009-10	Texas-Pan American	Director of Strength and Conditioning
2010-18	Virginia	Assistant Strength and Conditioning
2018-23	Ohio State	Associate Strength and Conditioning
<b>2023-</b>	<b>ARIZONA CARDINALS</b>	<b>ASSISTANT STRENGTH AND CONDITIONING</b>



# BLAINE GAUTIER


## BILL BIDWILL FELLOWSHIP

**COLLEGE:** University of Louisiana

**HOMETOWN:** Edgard, LA

**YEARS NFL/CARDINALS:** 2/2

**DOB:** November 16, 1989



Blaine Gautier is in his second season with the Cardinals as the Bill Bidwill Fellowship coach after joining Arizona's staff on 3/16/23.

Gautier is the sixth individual to participate in the Bill Bidwill Coaching Fellowship, which was established prior to the 2015 season and designed to increase diversity and create additional opportunities for coaching experience at the highest level. The three most recent participants prior to Gautier advanced from the fellowship to full-time assistant coach positions – two on the Cardinals coaching staff and one at the NCAA level.

He came to the Cardinals from Baylor University where he was the associate director of player personnel with the Bears in 2022. Gautier spent the 2022 offseason as an offensive analyst at Michigan State after coaching wide receivers at McNeese State for two years (2020-21).

Following the postponement of his first season at McNeese State until the spring of 2021 due to COVID-19, Gautier coached all-conference WR Josh Matthews who led the team and ranked 2nd in the Southland Conference in both receptions (32) and receiving yards (458) while also ranking 4th in the league with four TD receptions. Matthews had 36 receptions for 463 yards and three TDs in the fall of 2021 while WR Pierce Mason led the Cowboys with five TD receptions that season.

Prior to working at McNeese State, Gautier started his coaching career at LSU as an offensive analyst for five seasons (2015-19). He assisted with the running backs while at LSU and was a part of the 2019 National Championship team that went 15-0.

Gautier played quarterback collegiately at the University of Louisiana (2009-12) and threw for 4,159 yards and 32 TDs while rushing for 883 yards and 12 TDs. After a record-setting junior season in 2011, he ranks second in the school's single-season record book for passing yards (2,958), passing TDs (23), passing efficiency (153.6), total offense (3,444 yards) and total touchdowns (26). Gautier set a single-game school record with 492 yards of total offense vs. San Diego State in the New Orleans Bowl while his 470 passing yards in that game rank 2nd in program history. He earned second-team All-Sun Belt Conference honors in 2011 along with first-team All-Louisiana and Louisiana Offensive Player of the Year accolades from the Louisiana Sports Writers Association.

As a senior at Lutchter (LA) High School, Gautier earned first-team All-State honors after throwing for 2,743 yards and 30 TDs, becoming the first-ever recipient of the Warrick Dunn Player of the Year Award. He also earned All-State honors as a junior after throwing for 2,785 yards and 31 TDs while leading the school to a Class 3A state title.

Gautier (GO-chay) earned his bachelor's degree from the University of Louisiana in Sports Management in 2012.

### BLAINE GAUTIER COACHING BREAKDOWN

Year	School/Team	Position
2015-19	LSU	Offensive Analyst
2020-2021	McNeese State	Wide Receivers
2022	Baylor	Associate Director of Player Personnel
2023–	<b>ARIZONA CARDINALS</b>	<b>BILL BIDWILL FELLOWSHIP/QUARTERBACKS</b>





# DERRICK LEBLANC


## DEFENSIVE LINE

**COLLEGE:** Northwestern State

**YEARS NFL/CARDINALS:** 3/2

**HOMETOWN:** Breaux Bridge, LA

**DOB:** May 6, 1974



Derrick LeBlanc (pronounced luh-BLON with a silent “c”) joined the Cardinals as defensive line coach on 3/1/23 after spending the 2022 season with the Miami Dolphins as the assistant defensive line coach.

He has 23 years of coaching experience, including 21 years at the collegiate level primarily with the defensive line. Prior to coaching in the NFL, LeBlanc spent one season (2020) at the University of Arkansas following three seasons (2017-19) at the University of Kentucky. LeBlanc got his first coaching experience in the NFL with the Chicago Bears in 2004 as part of the Bill Walsh Diversity Coaching Fellowship.

With Miami in 2022, LeBlanc assisted a defensive line that helped the Dolphins finish 4th in rushing defense (103.0 ypg), the team’s best ranking since 2011 (3rd). LeBlanc helped DTs Christian Wilkins and Zach Sieler to record breaking seasons. Wilkins totaled 98 tackles, the most by any NFL defensive lineman since 1994 and the highest total in team history. He also posted a career high 16 tackles for loss. Sieler established a career high with 70 tackles, putting him and Wilkins in the top five in the NFL among defensive tackles.

In 2020, LeBlanc served as the D-line coach at Arkansas where DT Jonathan Marshall became the Razorbacks only selection in the 2021 NFL Draft. During his tenure at Kentucky (2017-19), the Wildcats went to three consecutive bowl games. LeBlanc coached a defensive line that produced two 2021 NFL Draft picks in Quinton Bohanna and current Cardinal Phil Hoskins. In 2018, Kentucky had their best finish in 41 years with 10 wins and the Wildcats ranked 4th (337.9 ypg) in the SEC. Kentucky held six opponents under 100 rushing yards for the first time since 1949.

Prior to Kentucky, LeBlanc spent one season as defensive line coach at North Texas (2016) and helped a defense that allowed 8.6 points per game less than they did the previous year. They

also ranked 3rd in Conference USA in pass defense (200.2 ypg). He spent the 2015 season as the defensive coordinator/defensive line coach at Pearl River Community College following two seasons (2013-14) as the defensive line coach at Southern Mississippi where he coached future pros DT Khyri Thornton and DT Rakeem Nunez-Roches. Thornton was named second-team All-Conference USA in 2013 and was drafted by Green Bay Packers in the third-round of 2014 NFL Draft. Nunez-Roches was a first-team All-Conference USA selection in 2014 and was drafted by Kansas City in the sixth round of the 2015 NFL Draft.

LeBlanc served as defensive line coach at Wyoming in 2012 where he mentored future NFL DT Mike Purcell, who earned first-team All-Mountain West Conference honors. He was an assistant strength & conditioning coordinator at LSU (2008-11) where the team won the SEC Championship in his final season and appeared in the BCS National Championship game.

He coached the defensive line at Missouri State (2006-07) and Arkansas Tech (2005) after spending four seasons (2001-04) at Henderson State (2001-04) where he also served as the team’s strength and conditioning coordinator.

LeBlanc began his coaching career as an offensive line/defensive line coach at Breaux Bridge (LA) High School in his hometown and started collegiately as a graduate assistant at LSU in 2000. He played four seasons (1992-96) as both an offensive and defensive lineman at Northwestern State where he earned Southland Conference All-Academic team honors as a junior and senior. LeBlanc graduated from Northwestern State with a degree in Business Administration and also earned a master’s degree in Sports Administration from LSU.

He and his wife, Niema, have two sons, Dayton and Derrick, and a daughter, Kennedy.

### DERRICK LEBLANC COACHING BREAKDOWN

Year	School/Team	Position
2000	LSU	Graduate Assistant
2001-04	Henderson State	Defensive Line/Strength & Conditioning Coordinator
2005	Arkansas State	Defensive Line
2006-07	Missouri State	Defensive Line
2008-11	LSU	Assistant Strength & Conditioning Coordinator
2012	Wyoming	Defensive Line
2013-14	Southern Mississippi	Defensive Line
2015	Pearl River CC	Defensive Coordinator/Defensive Line
2016	North Texas	Defensive Line
2017-19	Kentucky	Defensive Line
2020	Arkansas	Defensive Line
2022	Miami Dolphins	Assistant Defensive Line
<b>2023-</b>	<b>ARIZONA CARDINALS</b>	<b>DEFENSIVE LINE</b>



# EVAN MARCUS

## HEAD STRENGTH AND CONDITIONING

**COLLEGE:** Ithaca College

**HOMETOWN:** Union, NJ

**YEARS NFL/CARDINALS:** 18/2

**DOB:** January 2, 1968



Evan Marcus is in his 18th season in the NFL and second as the Cardinals strength and conditioning coach. He came to Arizona in 2023 after spending the previous seven seasons (2016-22) with the Cleveland Browns as an assistant strength and conditioning coach.

Besides working with the Cardinals, Marcus has been the head strength and conditioning coach with three different NFL teams (Minnesota 2014-15; Miami 2008-10; Atlanta 2007) while also working as an assistant with two other organizations (New Orleans 2000-02; Cleveland 2016-22). He has been a part of three division winning teams (Minnesota 2015, Miami 2008, New Orleans 2000) during his career in the NFL.

Marcus returned to the state of Arizona last year after starting his coaching career as a graduate assistant strength and conditioning coach at Arizona State University (1991-92) where

he also earned a master's degree in 1992. He has worked in the strength and conditioning field for 33 years, including 16 years at the collegiate level at Virginia (2011-13; '03-06), Louisville (1998-99), Texas (1995-97), Maryland (1994), Rutgers (1993) and Arizona State (1991-92).

In between stints in the NFL with Miami and Minnesota, Marcus went back to the University of Virginia for his second tenure with the Cavaliers and served as the director of football training and player development from 2011-13. He had previously worked as the strength and conditioning coach at Virginia from 2003-06.

Marcus played football as an offensive lineman at Ithaca College and was a three-time letterman who started in the 1988 Division II National Championship game. He graduated from Ithaca with a degree in Exercise Science in 1990. Marcus and his wife, Lori, have a son, Jake and daughter, Anna.

### EVAN MARCUS COACHING BREAKDOWN

Year	School/Team	Position
1991-92	Arizona State	Assistant Strength and Conditioning
1993	Rutgers	Assistant Strength and Conditioning
1994	Maryland	Assistant Strength and Conditioning
1995-97	Texas	Assistant Strength and Conditioning
1998-99	Louisville	Assistant Strength and Conditioning
2000-02	New Orleans Saints	Assistant Strength and Conditioning
2003-06	Virginia	Strength and Conditioning
2007	Atlanta Falcons	Strength and Conditioning
2008-10	Miami Dolphins	Strength and Conditioning
2011-13	Virginia	Director of Football Training/Player Development
2014-15	Minnesota Vikings	Strength and Conditioning
2016-22	Cleveland Browns	Assistant Strength and Conditioning
2023-	<b>ARIZONA CARDINALS</b>	<b>HEAD STRENGTH AND CONDITIONING</b>

### CARDINALS HOST LEADERSHIP & MENTAL HEALTH AWARENESS DISCUSSION

In May, the Cardinals partnered with the Positive Coaching Alliance to host a Leadership & Mental Health Awareness discussion at the Dignity Health Arizona Cardinals Training Center.

The discussion was designed to give 75 Arizona high school football coaches and administrators the knowledge and skills to improve their football programs, including how to help student-athletes take care of their mental health.

High school coaches from both girls flag and boys tackle football programs as well as high school athletic directors participated in the event.

The discussion began with a conversation about leadership led by Cardinals Head Coach **Jonathan Gannon**.

In recognition of May being Mental Health Awareness month, Cardinals running backs coach **Autry Denson**, RB **James Conner**, Cardinals team clinician Dr. **Sophia Murphy** and the Positive Coaching Alliance's director of community impact **Daycia McClam** spoke to the group on the importance of mental health in athletics.



**ABOUT THE POSITIVE COACHING ALLIANCE:** Since 1998, the Positive Coaching Alliance has strived to change the culture of youth sports so that every child, regardless of social or economic circumstance, has access to a positive youth sports experience. PCA seeks to change the experience of young people in sports and sustainably affect the culture and behaviors of youth sports organizations.





# BUDDY MORRIS


## SENIOR RECONDITIONING COORDINATOR

**COLLEGE:** Pittsburgh

**HOMETOWN:** South Park, PA

**YEARS NFL/CARDINALS:** 14/11

**DOB:** September 29, 1957



Buddy Morris is in his 11th season with the Cardinals and second as Senior Reconditioning Coordinator. He originally joined the Cardinals strength and conditioning staff in 2014 after previously working in the league with the Cleveland Browns (2002-04). Morris has 20 years of experience at the collegiate level in addition to his 13 years in the NFL.

The 2021 NFL Strength Coach of the Year, Morris has an extensive background in strength and conditioning dating back to his first job at his alma mater, the University of Pittsburgh, where he began his career in 1980 in the first of his three stints with the Panthers. He worked at Pittsburgh from 1980-89 and aided in the development of future Pro Football Hall of Famers Dan Marino, Rickey Jackson, Chris Doleman and Russ Grimm. During that period, Morris worked with 13 first round NFL draft picks and 15 first-team All-Americans.

After working as the wellness director for the Horizon Hospital System in Sharon, PA (1989-97), Morris returned to Pittsburgh from 1997-2001. During his second tenure at Pitt, the Panthers made three bowl appearances: the 1997 Liberty Bowl, the 2000 Insight.com Bowl and the 2001 Tangerine Bowl. Morris also developed the moniker for the Panthers strength and conditioning program, "The Pitt Iron Works." In 2009, Muscle & Fitness Magazine named Morris' gym one of the 10 toughest in

America.

Morris then joined Butch Davis and the Cleveland Browns for three seasons before working at the University of Buffalo in 2006 as its Director of Sports Performance. After one season in Buffalo, he went back for his third stint at Pittsburgh under head coach Dave Wannstedt from 2007-10. The Panthers made the 2008 Sun Bowl and the 2009 Meineke Car Care Bowl during that period.

Following his third stop at Pitt, Morris and his family opened a private gym in Buffalo called the New York Sports Center where he worked with athletes at all levels through personal training, group fitness classes and injury rehabilitation.

Morris worked with Roger Kingdom, a 1984 and 1988 Olympic gold medalist in 110-meter hurdles and also helped develop Pro Football Hall of Fame RB Curtis Martin and Pro Bowl G Ruben Brown while they were at Pittsburgh.

A native of South Park, PA, he graduated from Pittsburgh in 1980 after lettering for four years (1977-80) in track and field. Morris is married to Monica and has two daughters, Kara and Claire, and two stepsons, Fred and Troy, in addition to a grandson, Cameron.

### BUDDY MORRIS COACHING BREAKDOWN

Year	School/Team	Position
1980-89	University of Pittsburgh	Strength and Conditioning
1997-2001	University of Pittsburgh	Strength and Conditioning
2002-04	Cleveland Browns	Strength and Conditioning
2006	University of Buffalo	Director of Sports Performance
2007-10	University of Pittsburgh	Strength and Conditioning
<b>2014-22</b>	<b>ARIZONA CARDINALS</b>	<b>STRENGTH AND CONDITIONING</b>
<b>2023-</b>	<b>ARIZONA CARDINALS</b>	<b>SENIOR RECONDITIONING COORDINATOR</b>



# WILLIAM PEAGLER


## ASSISTANT DEFENSIVE LINE

**COLLEGE:** Clemson

**YEARS NFL/CARDINALS:** 2/2

**HOMETOWN:** Santee, SC

**DOB:** April 27, 1985



William Peagler joined the Cardinals as assistant defensive line coach on 3/1/23 following 12 years coaching at the collegiate level, including in 2022 as the tight ends coach at the University of Florida.

Peagler went to Florida after coaching running backs for two seasons (2020-21) at Michigan State and was selected as the 2021 FootballScoop Running Backs Coach of the Year for his work with RB Kenneth Walker III, who was drafted by Seattle in the second round of the 2022 NFL Draft. Walker III rushed for 1,636 yards and 18 TDs on 263 carries in 2021 and became the first Spartan to win the Doak Walker award, honoring the top running back in college football. Michigan State finished the 2021 regular season with a 10-2 record and played in the program's third New Year's Six Bowl game.

Prior to Michigan State, Peagler worked as the offensive director of quality control at the University of Colorado in 2019 following his second stint at the University of Louisiana in 2018 where he was the director of player personnel/quality control coordinator. He helped the Ragin Cajuns recruit the #1 class in the Sun Belt Conference, leading to a division title and berth in the Auto Nation Cure Bowl.

He spent the 2017 season as a graduate assistant at Georgia and worked with the Bulldogs offensive line during their run to the College Football Playoff National Championship. Georgia won a

school record 13 games, the SEC Championship and the Rose Bowl in addition to signing the nation's consensus top recruiting class. Peagler helped coach Patriots T Isaiah Wynn, who earned first-team All-SEC honors and was drafted by New England in the first round of the 2018 NFL Draft.

Peagler worked with the offensive line as a quality control coach at the University of Minnesota in 2016 after serving as the offensive coordinator/offensive line coach at Olive Branch (MS) High School in 2015 and the run game coordinator/recruiting coordinator at Coffeyville Community College in 2014. Under his watch at Coffeyville, the Ravens went from scoring 27.8 points per game the previous season to 48.2 points per game (578 points in 12 games) and rushed for 2,671 yards and 22 TDs that season.

He initially joined Louisiana's staff in 2011 as an offensive quality control assistant and then worked as an offensive graduate assistant from 2012-13. Louisiana won the New Orleans Bowl all three seasons Peagler was there.

A native of Santee, SC, Peagler began his coaching career as tight ends coach at Valdosta State (2010) after working as a student assistant at Clemson from 2006-09. He graduated from Clemson in 2010 with a degree in Sport Management. Peagler attended Holly Hill (SC) Academy where he lettered in football, basketball and baseball.

### WILLIAM PEAGLER COACHING BREAKDOWN

Year	School/Team	Position
2006-09	Clemson	Student Assistant
2010	Valdosta State	Tight Ends
2011	Louisiana	Quality Control/Offense
2012-13	Louisiana	Graduate Assistant
2016	Minnesota	Quality Control/Offense
2017	Georgia	Graduate Assistant
2018	Louisiana	Director of Player Personnel/Quality Control Coordinator
2019	Colorado	Director of Quality Control/Offense
2020-21	Michigan State	Running Backs
2022	Florida	Tight Ends
<b>2023-</b>	<b>ARIZONA CARDINALS</b>	<b>ASSISTANT DEFENSIVE LINE</b>





# JAY RAZZANO

## COACHING ASSISTANT

**COLLEGE:** San Diego State

**HOMETOWN:** Roseville, CA

**YEARS NFL/CARDINALS:** 3/3

**DOB:** February 2, 1999



Jay Razzano was elevated to a coaching assistant with the Cardinals on 3/1/23 and is in his second year in that position after spending the 2022 season as assistant to the head coach.

Razzano began his time with the Cardinals as a seasonal equipment manager for the 2021 season following three seasons at his alma mater, San Diego State. He worked for the Aztecs as a student equipment manager in 2020 after spending two seasons (2018-19) as a recruiting and operations intern.

He started his career in the NFL with the Oakland Raiders in 2019 as an equipment intern during training camp. His father, Dave, was a longtime scout in the NFL, including working with the Cardinals college scouting staff between 2006-09.

Razzano graduated from San Diego State with a bachelor's degree in Business Administration Marketing in 2021.

### JAY RAZZANO COACHING BREAKDOWN

Year	School/Team	Position
2023-	ARIZONA CARDINALS	COACHING ASSISTANT

# ROB RODRIGUEZ

## OUTSIDE LINEBACKERS

**COLLEGE:** UTEP

**HOMETOWN:** El Paso, TX

**YEARS NFL/CARDINALS:** 7/2

**DOB:** December 25, 1981



Rob Rodriguez is in his seventh NFL season and second with the Cardinals after joining Arizona's coaching staff as the outside linebackers coach on 3/1/23.

Rodriguez came to the Cardinals in 2023 after spending the previous three seasons (2020-2022) at Arizona State as defensive line coach. In 2021, the Sun Devils featured one of the conference's best defenses, tying for 1st in the Pac-12 in average yards allowed per play (5.0) and rushing average allowed (3.7) while also finishing 2nd in the conference in total defense (325.7 ypg), sacks (27), tackles for loss (75) and 3rd in rushing yards allowed per game (131.5) and tied for 3rd in total takeaways (20).

Prior to coaching at ASU, he spent five seasons (2015-19) as the assistant defensive line coach with the Minnesota Vikings. The Vikings defense achieved significant success during Rodriguez's tenure with the team. In 2019, they were tied for 5th in the NFL in points per game (18.9) and sacks (48) and 13th in rushing defense (108.0 ypg). DE Danielle Hunter finished 4th in the NFL with 14.5 sacks and was named to the Pro Bowl for the second consecutive year.

In 2018, Minnesota finished 4th in the league in total defense (309.7 ypg) and in scoring defense (21.3 ppg), the third consecutive season the Vikings finished top-five in the league in

each category. The team also led the NFL in third-down defense (30.5%) for the 2nd straight season. Hunter had a team-high 14.5 sacks and was named second-team All-Pro while making his first Pro Bowl. The Vikings defense had 50 sacks in 2018, tied for the third-most in team history.

The previous year (2017), DE Everson Griffen and DT Linval Joseph were selected to the Pro Bowl for the second-straight year while Griffen was also named second-team All-Pro. Griffen started the year with a sack in each of the team's first eight games, tied for the longest streak to start a season in NFL history. Minnesota led the league in total defense (275.9 ypg) and scoring defense (15.8 ppg) and held opponents to a 25.2% conversion rate on third-down, the best mark in the NFL since 1991. The Vikings surrendered just 20 runs of 10+ yards, tops in the NFL and tied with the 49ers (1995) for the fewest in the league since 1991.

The Vikings tied for 4th in the league with 41 sacks in 2016 with 34 of those coming from the defensive line, the second-most as a unit in the league. They finished 3rd in the league in total defense (314.9 ypg) while Griffen and Joseph were both selected to the Pro Bowl as Joseph had 100 tackles on the season. Hunter had a team-leading 12.5 sacks, tied for the 3rd most in the NFL, while the Vikings defensive line scored two touchdowns and a safety.



In 2015, the Vikings ranked 5th in the NFL in points per game (19.3) and the defensive line accounted for 30 of the team's 43 sacks. Griffen led Minnesota with 10.5 sacks (4th in NFC) and was selected to his first Pro Bowl. Hunter's 6.0 sacks ranked 2nd in the NFL for sacks by a rookie and were the 5th most by a rookie in team history, helping him be named to the All-Rookie team by the PFWA.

Rodriguez went to Minnesota after spending seven seasons (2008-14) at his alma mater, UTEP, where he worked with Miners linebackers and helped coach special teams. During the 2013 season, the Miners special teams unit was led by Autrey Golden who averaged 27.6-yards per kickoff return (10th nationally) and tied for 2nd nationally in kickoff return TDs (2). In 2011, LB Isaiah Carter finished with 54 tackles and was named All-Conference USA honorable mention for the second-consecutive

season.

He played linebacker collegiately at UTEP (2001-04) before spending time with the Carolina Panthers and Tennessee Titans in 2005 and playing with the Cologne Centurions in NFL Europe (2006) and the Calgary Stampeders of the CFL (2006-07).

Rodriguez ranks 5th in UTEP school history with 443 career tackles, including 33 tackles for loss. He led the Western Athletic Conference in tackles in three of his four seasons and was named the WAC Defensive Player of the Year as a senior in 2004 after collecting 121 tackles and 16 tackles for loss.

An El Paso, TX native, Rodriguez and his wife, Holly, have two sons, Caleb and Jesse.

**ROB RODRIGUEZ COACHING BREAKDOWN**

Year	School/Team	Position
2008-14	UTEP	Linebackers/Special Teams
2015-19	Minnesota Vikings	Assistant Defensive Line
2020-22	Arizona State	Defensive Line
<b>2023-</b>	<b>ARIZONA CARDINALS</b>	<b>OUTSIDE LINEBACKERS</b>

**NFL PLAYING CAREER**

Year	School/Team	Position
2006	Cologne Centurions (NFL Europe)	Linebacker

**KYLE SAMMONS**


**SPORTS SCIENCE COORDINATOR/ASSISTANT STRENGTH AND CONDITIONING**

**COLLEGE:** University of Nevada

**YEARS NFL/CARDINALS:** 2/2

**HOMETOWN:** Novato, CA

**DOB:** February 6, 1985



Kyle Sammons is in his second season in the NFL and with the Cardinals after joining the team in 2023 as sports science coordinator/assistant strength and conditioning.

Sammons played wide receiver at Nevada (2005-07) and finished his Wolf Pack career with 64 receptions for 1,043 yards and six TDs in 24 games. As a senior in 2007, he had 37 receptions for 668 yards and four TDs. Sammons transferred to Nevada after playing two seasons (2003-04) at Santa Rosa CC where he caught 85 passes for 1,263 yards and 18 TDs.

He previously worked at the collegiate level including stops at the University of Washington (2015-21) and his alma mater, the University of Nevada (2011-14). While at Washington, Sammons was the director of sports science/reconditioning (2018-21) after starting as an assistant strength and conditioning coach with the football team (2015-17). He went to Washington after starting his career at Nevada as a graduate assistant in 2011 followed by three seasons (2012-14) as an assistant strength and conditioning coach where he assisted with football, men's basketball, women's soccer and track & field.

A Novato, CA native, Sammons came to the Cardinals after working as the vice president of performance at STRIVE in 2022. He graduated from Nevada with a bachelor's degree in Finance in 2009 and earned a master's degree in Educational Leadership and Administration in 2014.

Sammons is certified by the Collegiate Strength & Conditioning Coaches Association and the National Strength and Conditioning Association.

**KYLE SAMMONS COACHING BREAKDOWN**

Year	School/Team	Position
2011	Nevada	Graduate Assistant
2012-14	Nevada	Associate Strength and Conditioning
2015-17	Washington	Assistant Strength and Conditioning
2018-21	Washington	Director of Sports Science/Reconditioning
<b>2023-</b>	<b>ARIZONA CARDINALS</b>	<b>SPORTS SCIENCE COORDINATOR/ASST. STRENGTH AND CONDITIONING</b>





# BRANDON SCHWAB

## ASSISTANT TO THE HEAD COACH

**COLLEGE:** Southern Oregon

**HOMETOWN:** Los Angeles, CA

**YEARS NFL/CARDINALS:** 16/2

**DOB:** May 10, 1973



Brandon Schwab is in his second season on the Cardinals coaching staff as assistant to the head coach after joining the team on 3/1/23. He came to Arizona with 14 years of NFL experience (1999-2012) with the Rams where he worked as both a coach and in the team’s scouting department.

Schwab started with the Rams as a scouting assistant in 1999 and spent seven years in that role prior to working as an offensive quality control coach between 2006-08. While serving as an offensive assistant, he assisted the Rams quarterbacks. Schwab then moved to a pro scout with St. Louis for the 2009

season and served as an area scout working in the northeast for the following three seasons (2010-12).

He began his coaching career at his alma mater, Southern Oregon University, as assistant wide receivers coach between 1997-98. Schwab got back into coaching at Milken Community (Los Angeles, CA) School the past two years (2021-22) as the team’s offensive coordinator.

Schwab graduated from Southern Oregon with a bachelor’s degree in Communications in 1996.

### BRANDON SCHWAB COACHING BREAKDOWN

Year	School/Team	Position
1997-98	Southern Oregon	Assistant Wide Receivers
2006-08	St. Louis Rams	Offensive Quality Control
2009-12	St. Louis Rams	Pro Scout/College Scout
<b>2023-</b>	<b>ARIZONA CARDINALS</b>	<b>ASSISTANT TO THE HEAD COACH</b>

# CONNOR SENGER

## ASSISTANT QUARTERBACKS

**COLLEGE:** UW-Oshkosh

**HOMETOWN:** West Allis, WI

**YEARS NFL/CARDINALS:** 3/3

**DOB:** December 15, 1994



Connor Senger is in his third season with the Cardinals and first as assistant quarterbacks coach after he was promoted in the 2024 offseason. He originally joined Arizona’s staff on 3/30/22 as part of the Bill Bidwill Coaching Fellowship assisting with Cardinals quarterbacks and spent last season as an offensive quality control coach.

Cardinals QB Kyler Murray returned from a serious knee injury suffered in 2022 and started the final eight games last season, throwing for 1,799 yards and 10 TDs while rushing for 244 yards and 3 TDs. With Murray under center, the Cardinals had the 9th ranked offense in the NFL (362.8 ypg) and averaged 22.4 points per game.

In the 2024 offseason, Senger was selected to serve as the wide receivers coach for the American team at the Senior Bowl.

The Cardinals established the Bill Bidwill Coaching Fellowship prior to the 2015 season. It was designed to increase diversity and create additional opportunities to gain coaching experience at the highest level. Senger was the program’s fifth participant

and followed Jordan Hogan (2020-21), Don Shumpert (2019), Terry Allen (2017-18) and Levon Kirkland (2015-16).

Senger came to the Cardinals after working as an offensive quality control coordinator for two seasons (2020-21) at North Dakota State, including in 2021 when the Bison won the FCS National Championship. While at NDSU, Senger assisted with opponent breakdowns while helping to run quarterback meetings and overall quarterback development. He also worked with the Bison special teams units, assisted with the play calling process and contributed to recruiting.

Prior to coming to the Cardinals, Senger was the offensive coordinator/quarterbacks coach at Central Washington where he was hired in February, 2022.

Senger served as the quarterbacks coach at Carroll University in Wisconsin in 2018 and worked as the running backs coach for Wisconsin-Whitewater in 2019. The Warhawks were the Division III national runner-up during Senger’s one year at the school.



A former collegiate quarterback at the University of Wisconsin (2013-14), Senger played his final two seasons at Wisconsin-Oshkosh before beginning his coaching career at the school as the team's quarterbacks coach in 2017. He was a part of two conference championships at UW-Oshkosh as both a player and a coach and helped quarterback Brett Kasper win the 2017 Gaigiardi Trophy as the top player in Division III in 2017.

While at Wisconsin, Senger was named the team's Offensive Scout Team Player of the Year in each of his two seasons at the school. Prior to walking on at Wisconsin, Senger was a three-year captain at Pius XI (Milwaukee, WI) High School and threw for 4,564 passing yards and 37 TDs while also running for 2,190 yards with 39 TDs in his career. He earned his bachelor's degree from UW-Oshkosh in Political Science.

**CONNOR SENGER COACHING BREAKDOWN**

Year	School/Team	Position
2017	UW-Oshkosh	Quarterbacks
2018-19	Carroll University	Quarterbacks
2019	Wisconsin-Whitewater	Running Backs
2020-21	North Dakota State	Offensive Quality Control
<b>2022</b>	<b>ARIZONA CARDINALS</b>	<b>BILL BIDWILL FELLOWSHIP/QUARTERBACKS</b>
<b>2023-</b>	<b>ARIZONA CARDINALS</b>	<b>OFFENSIVE QUALITY CONTROL</b>

**SAM SEWELL**  
**ASSISTANT SPECIAL TEAMS**

**COLLEGE:** Northern Colorado

**HOMETOWN:** Aurora, CO

**YEARS NFL/CARDINALS:** 2/2

**DOB:** September 11, 1988



Sam Sewell is in his second season with the Cardinals after being hired as assistant special teams coach on 3/1/23. He came to Arizona from Eastern Michigan where he coached running backs for four years (2019-22) and added the title of special teams coordinator in 2022. Sewell has 13 years of coaching experience at the collegiate level, including eight seasons coaching special teams.

With the Cardinals last season, K Matt Prater totaled 106 points and set a franchise record with nine FGs of 50+ yards, including an NFL single-season record six FGs of 55+ yards. Prater connected on a 62-yard FG in Week 3 vs. Dallas, tying his own franchise record for the longest FG in team history. P Blake Gillikin set a new franchise single-season record with a 50.6-yard punting average, the third best average in the NFL in 2023.

In his first season as special teams coordinator at Eastern Michigan in 2022, K Jesus Gomez was named the Mid-American Conference Kicker of the Year after connecting on 14-of-17 FGs and scoring 89 points. KR Jaylon Jackson was named the conference's Specialist of the Year and earned first-team All-MAC honors after returning 23 kickoffs for 571 yards (24.8-yard avg.) and one TD and P Mitchell Tomasek led the conference with a 44.3-yard punting average. Sewell also helped RB Samson Evans rush for 1,166 yards and 15 TDs and earn second-team All-MAC honors in 2022.

In 2021, the Eagles offense averaged 31.0 points per game and converted 42.4 percent (67-of-158) of its third down attempts, finishing as one of the top units in the conference. Evans ranked 4th in the conference with rushing 13 TDs, the seventh-most in a single-season in school history. He also had three passing TDs and tallied 19 receptions for 107 yards. In 2020, Sewell helped the Eagles offense amass 2,438 total yards (406.3 ypg), the 4th best finish in school history. EMU also added 23 TDs, the 2nd best mark in program history, and averaged 22.3 first downs per game (134 total) which ranked 6th in program history.

In his first season with the Eagles in 2019, EMU had 5,271 total yards and scored 49 TDs, the most in program history, earning a trip to the Quick Lane Bowl in Detroit. Their 285 first downs, 379 points scored and 5,271 yards of total offense were the 2nd most in school history. RB Shaq Vann finished his career ranked 6th in school history with 24 career TDs and 7th all-time with 2,577 rushing yards.

Prior to Eastern Michigan, Sewell spent two seasons (2017-18) as the running backs coach at Indiana State. Following an 0-11 record in his first season, the Sycamores completed the biggest turnaround in college football after going 7-4 in 2018 and finishing ranked #22 in the FCS. RB Ja'Quan Keys earned first-team All-MVFC honors in 2018 after rushing for a league-best 13 TDs and led the team by rushing for 135.4 yards per game.

Sewell spent seven seasons coaching in Division II with stops at Colorado State-Pueblo (2010-12, 2015-16) and McKendree University (2013-14). In his first stint at Colorado State-Pueblo, Sewell coached tight ends/special teams (2010-12) before returning to the program in 2015 as running backs coach/co-special teams coordinator. During his first stint at CSU-Pueblo, the ThunderWolves won two consecutive RMAC Championships and combined for a 23-2 record. In 2015, the ThunderWolves ranked 6th nationally in rushing (291.0 ypg). Brothers Cameron and Bernard McDondle combined for 3,674 rushing yards, establishing a new NCAA record for rushing yards by two RBs on the same team. Cameron finished third for the Harlon Hill Trophy, given to the top player in Division II, after finishing 2nd nationally in rushing yards, rushing yards per game and rushing TDs. Bernard led Division II in rushing yards per carry that season. The pair helped CSU-Pueblo become just the 4th team in NCAA Division II history to produce both a 2,000-yard rusher and a 1,000-yard rusher in the same season.

While at McKendree, Sewell served as running backs coach and special teams coordinator. Sewell helped improve the special





teams unit in nearly every statistical category, which included the Bearcats finishing second in the nation in punt return average. He also served as the recruiting coordinator for the 2013 class.

Sewell was a two-year starter at the University of Northern Colorado (2006-10) and appeared in 31 games at tight end and on special teams. He earned a bachelor's degree in Recreation Tourism & Hospitality in 2010.

## SAM SEWELL COACHING BREAKDOWN

Year	School/Team	Position
2011-12	Colorado State-Pueblo	Tight Ends/Special Teams
2013-14	McKendree University	Running Backs/Special Teams Coordinator
2015-16	Colorado State-Pueblo	Running Backs/Co-Special Teams Coordinator
2017-18	Indiana State	Running Backs
2019-20	Eastern Michigan	Running Backs
2021	Eastern Michigan	Running Backs/Offensive Recruiting Coordinator
2022	Eastern Michigan	Running Backs/Special Teams Coordinator
<b>2023-</b>	<b>ARIZONA CARDINALS</b>	<b>ASSISTANT SPECIAL TEAMS</b>

# SAM SIEFKES

## LINEBACKERS

**COLLEGE:** Wisconsin-La Crosse

**HOMETOWN:** Oconomowoc, WI

**YEARS NFL/CARDINALS:** 4/2

**DOB:** August 6, 1991



Sam Siefkes is in his second season with the Cardinals as linebackers coach after joining the team on 3/1/23. He came to Arizona after spending the two seasons (2021-22) with the Minnesota Vikings where he was the assistant linebackers coach in 2022 following one season (2021) as a defensive quality control coach.

During his first season with the Cardinals, Siefkes coached LB Kyzir White, who led the team with 90 tackles and nine tackles for loss despite missing the final six games of the season due to injury. White also had 2.0 sacks, two QB hits, three passes defended and the game-sealing INT in Arizona's win over Dallas. Fellow LB Josh Woods appeared in 11 games and established career highs in tackles (61) and solo tackles (33).

In 2022 with the Vikings, LBs Eric Kendricks (137) and Jordan Hicks (128) had a combined 265 tackles and 4.0 sacks, 10 tackles for loss, six QB hits, an INT, 16 passes defended, a forced fumble and a fumble recovery. Both players ranked in the top-20 in the league that season in tackles while Hicks was 2nd among NFL linebackers with 10 passes defended. Kendricks led Minnesota in tackles for the 7th time and his 280 total tackles in two seasons (2021-22) working with Siefkes were the ninth-best total in the NFL during that span.

Siefkes helped oversee a linebacker unit in 2021 led by Kendricks, who finished the season with career-highs in tackles (143) and sacks (5.0) while also adding two INTs, four passes defended, eight tackles for loss, five QB hits and a fumble recovery. He also mentored LB Nick Vigil, who started 12 games and finished the season with 85 tackles and a pick-six TD.

Prior to his time in Minnesota, Siefkes was the defensive coordinator/inside linebackers coach at Wofford College (2018-20). His final season at Wofford in 2020 was postponed due to COVID-19. In 2019, he led the nation's 20th ranked defense that helped guide the program to its 3rd straight Southern Conference Championship and 4th straight appearance

in the FCS Playoffs. The defense ranked 1st in the conference in total defense and rushing defense and 2nd in scoring defense.

In his first season at Wofford in 2018, the Terriers led the conference in total defense, scoring defense, passing defense, and rushing defense. Nationally, they ranked 8th in scoring defense and 12th in total defense. Wofford had a 9-4 overall record, won the Southern Conference Championship and advanced to the second round of the FCS Playoffs.

Siefkes spent two seasons (2016-17) as the defensive coordinator/inside linebackers coach at UW-Platteville. His defense allowed just 18.9 points per game in 2017 and had three shutouts. The Pioneers finished the 2016 season with an 8-3 record and advanced to the playoffs. In 2015, Siefkes worked as a defensive graduate assistant at the University of Wisconsin, helping with the defensive line. With the Badgers, he coached alongside former defensive coordinator and current Baylor head coach Dave Aranda. Wisconsin led the nation in scoring defense (13.7 ppg) and ranked 2nd nationally in total defense (268.5 ypg) that season. They defeated USC in the Holiday Bowl, the Badgers second consecutive bowl game victory.

He was a quality control coach at Florida International in 2014 and before that coached at his alma mater, Wisconsin-La Crosse (2012-13) as a student assistant. While at Wisconsin-La Crosse he assisted with defensive backs, linebackers and specialists.

Siefkes (SEEF-kiss) played defensive back for one season (2011) at Wisconsin-La Crosse before injuries ended his playing career. He then worked (2012-13) as a student assistant with the Eagles. Siefkes also served as a strength and conditioning intern at the Air Force Academy in the summer of 2013.

He received a bachelor's degree in Exercise and Sports Science from Wisconsin-La Crosse and a master's in Educational Leadership and Policy Analysis from the University of Wisconsin. Siefkes and his wife, Carrissa, were married in July, 2020.



## SAM SIEFKIS COACHING BREAKDOWN

Year	School/Team	Position
2012-13	Wisconsin-La Crosse	Student Assistant
2014	Florida International	Defensive/Special Teams Quality Control
2015	Wisconsin	Defensive Graduate Assistant
2016-17	Wisconsin-Platteville	Defensive Coordinator/Inside Linebackers
2018-20	Wofford College	Defensive Coordinator/Inside Linebackers
2021	Minnesota Vikings	Defensive Quality Control
2022	Minnesota Vikings	Assistant Linebackers
<b>2023-</b>	<b>ARIZONA CARDINALS</b>	<b>Linebackers</b>

# RYAN SMITH

## CORNERBACKS

**COLLEGE:** William & Mary

**HOMETOWN:** King George, VA

**YEARS NFL/CARDINALS:** 2/2

**DOB:** October 3, 1990



Ryan Smith is in his second season with the Cardinals after he was hired to coach cornerbacks on 3/1/23.

In his first season with the Cardinals in 2023, Smith mentored veteran CB Antonio Hamilton Sr. to a career year – career-high 36 tackles and a team-leading 11 passes defended – while also assisting in the development of rookie corners Garrett Williams, Starling Thomas V, Kei'Trel Clark and Divaad Wilson.

While serving as cornerbacks coach at Northwestern in 2022, Smith tutored CB Cam Mitchell who was a 2023 fifth-round pick of the Cleveland Browns. Prior to working at Northwestern, Smith spent two seasons (2020-21) at Virginia Tech coaching cornerbacks and added the title of defensive pass game coordinator in 2021. Smith was named to the 24/7Sports.com College Football Rising Stars list in 2020.

In his first season at Virginia Tech in 2020, Smith mentored future Titans first-round pick CB Caleb Farley while also tutoring freshman All-American CB Dorian Strong. In 2021, he helped CB Jermaine Walker to All-ACC second-team honors after finishing with a league-best four INTs.

Smith coached safeties and was the pro scout liaison at James Madison in 2019, helping the Dukes finish 1st in the FCS in total defense (264.7 ypg), 3rd in scoring defense (14.9 ppg) and 2nd in third-down percentage (29.0%) on the way to an appearance in the FCS National Championship Game. James Madison tied for 7th in the FCS with 17 INTs, 11 of which came from Smith's safeties. Under his tutelage, safeties Adam Smith and D'Angelo

Amos both earned first-team all-conference honors.

Prior to his time at James Madison, Smith spent two seasons (2017-18) coaching the secondary at Elon University where he had multiple players earn All-Conference honors. Defensive backs Greg Liggs Jr. (2nd) and Tyler Campbell (3rd) were all-conference selections in 2018. Liggs Jr. and DB Connor Christiansen tied for 3rd in the conference that season after each had four INTs.

Smith went to Elon after spending two seasons (2015-16) at Penn State as a defensive graduate assistant where he was part of a 2016 team that won the Big Ten Championship and played in the Rose Bowl, finishing with an 11-3 record. He helped develop four future NFL defensive backs in Marcus Allen, Troy Apke, Trevor Williams and Jordan Lucas. Smith started his coaching career as a defensive graduate assistant at the University of Texas-San Antonio in 2014.

He played cornerback collegiately at William & Mary (2010-13) and helped the Tribe to the 2009 FCS semifinals. As a senior, Smith started all 12 games and finished the season with 47 tackles, two tackles for loss, a sack, 10 passes defended and an INT. He played 22 games at William & Mary and was a two-time CAA Academic All-Conference selection (2012-13).

A native of King George, VA, Smith graduated from William & Mary in 2014 with a bachelor's degree in Process Management and received his master's degree in Educational Leadership from Penn State. He and his wife, Kristina, have a daughter, Leila Michele.

## RYAN SMITH COACHING BREAKDOWN

Year	School/Team	Position
2014	Texas-San Antonio	Defensive Graduate Assistant
2015-16	Penn State	Defensive Graduate Assistant
2017-18	Elon University	Secondary
2019	James Madison	Safeties
2020	Virginia Tech	Cornerbacks
2021	Virginia Tech	Cornerbacks/Defensive Pass Game Coordinator
2022	Northwestern	Cornerbacks
<b>2023-</b>	<b>ARIZONA CARDINALS</b>	<b>CORNERBACKS</b>





# BEN STEELE

## TIGHT ENDS

**COLLEGE:** Mesa State

**HOMETOWN:** Denver, CO

**YEARS NFL/CARDINALS:** 13/2

**DOB:** May 27, 1978



Ben Steele is in his 17th season coaching and 11th in the NFL after joining Arizona's staff on 3/1/23 as tight ends coach. He came to the Cardinals from Denver after working as the Broncos assistant offensive line coach in 2022.

With the Cardinals last season, second-year TE Trey McBride had one of the best seasons in franchise history by a TE, leading the team in receptions (81) and receiving yards (825) while also adding three TDs. His 81 receptions set a new franchise record for a TE and his 825 receiving yards were the second-most in team history by a TE. McBride also had two games of 100+ receiving yards last season after it hadn't been done by a Cardinals TE in the past 34 years and had two games with 10+ receptions, a first in team history for a TE.

Arizona finished the season 4th in the NFL in rushing yards (2,365) and 2nd in rushing average (5.02) while leading the league with four games of 200+ rushing yards. The 2023 season marked just the second time since 1970 – and first time in 44 years – the Cardinals finished a season ranked in the top-5 in the league in rushing yards (3rd in 1979). It was the fourth-most rushing yards in a single-season in Cardinals history and the second-best rushing average in team annals.

Prior to coaching in Denver in 2022, Steele spent one season (2021) as the assistant offensive line coach with the Minnesota Vikings following two seasons with the Atlanta Falcons where he was an offensive assistant (2019) and tight ends coach (2020). Steele entered the NFL with the Tampa Bay Buccaneers and worked for three seasons (2014-16) as an offensive quality control coach before coaching tight ends for two years (2017-18).

During his time in Minnesota, Steele helped mentor an offensive line that paved the way for RB Dalvin Cook and WR Justin Jefferson to produce 1,000-yard rushing and receiving seasons and QB Kirk Cousins to throw for over 4,000 yards and 33 TDs. All three were named to the Pro Bowl in 2021, as was Vikings RT Brian O'Neill, who earned his first career Pro Bowl selection that season. Behind an offensive line that allowed the fifth-fewest sacks in the NFL (30), the Vikings offense was one of just three (Dallas, Cincinnati) to feature a 4,000-yard passer, a 1,000-yard

receiver and a 1,000-yard rusher.

During his tenure in Atlanta, Steele coached TE Austin Hooper to his second Pro Bowl after catching 75 passes for 787 yards and six TDs in 2019. TE Hayden Hurst had a career-high 56 receptions for 571 yards (10.2-yard avg.) and six TDs in 2020.

In 2021 the Falcons were 6th in the NFL passing attempts, 2nd in passing yards and 3rd in total TDs while the team ranked 4th in passing attempts and 5th in passing yards in 2020. Steele entered the NFL with the Buccaneers where he spent five seasons (2014-18), including his final two years overseeing tight ends. While coaching tight ends in 2018, he helped TEs Cameron Brate and O.J. Howard combine for 64 receptions, 865 receiving yards and 11 TDs.

Before entering the NFL coaching ranks, Steele spent six seasons at the collegiate level. He worked at the University of California-Davis as the tight ends coach/recruiting coordinator (2013) and as an offensive assistant at the University of California from 2011-12. Steele spent two years at the University of Colorado as an operations & recruiting assistant (2009) and as a graduate assistant (2010). He began his coaching career at his alma mater, Mesa State, as an offensive assistant in 2008.

Steele played tight end in the NFL after entering the league as an undrafted rookie free agent with San Francisco in 2001. Following a stint with the Frankfurt Galaxy NFL Europe in 2002, he spent time with the Vikings during training camp in 2003 and 2004 before appearing in 17 career regular season games and one postseason contest with Green Bay (2004-05) where he had four receptions for 42 yards and a fumble recovery.

He played two seasons collegiately at Fort Lewis College (1997-98) before finishing his career at Mesa State University (1999-2000). As a senior at Mesa State, Steele received All-Rocky Mountain Athletic Conference honors.

A native of Denver, CO, Steele graduated from Mesa State with a bachelor's degree in Communications with an emphasis in Broadcasting. He and his wife, Rachel, have three daughters: Cora, Theresa and Elise; and two sons: Creed and Luke.



## BEN STEELE COACHING BREAKDOWN

Year	School/Team	Position
2008	Mesa State University	Offensive Assistant
2009	Colorado	Operations & Recruiting Assistant
2010	Colorado	Graduate Assistant
2011-12	Colorado	Offensive Assistant
2013	UC Davis	Tight Ends/Recruiting Coordinator
2014-16	Tampa Bay Buccaneers	Offensive Quality Control
2017-18	Tampa Bay Buccaneers	Tight Ends
2019	Atlanta Falcons	Offensive Assistant
2020	Atlanta Falcons	Tight Ends
2021	Minnesota Vikings	Assistant Offensive Line
2022	Denver Broncos	Assistant Offensive Line
<b>2023-</b>	<b>ARIZONA CARDINALS</b>	<b>TIGHT ENDS</b>

## NFL PLAYING CAREER

Year	School/Team	Position
2002	Frankfurt Galaxy (NFL Europe)	Tight End
2004-05	Green Bay Packers	Tight End

# SHEA THOMPSON


## DIRECTOR, FOOTBALL PERFORMANCE

**COLLEGE:** Buena Vista University

**YEARS NFL/CARDINALS:** 9/2

**HOMETOWN:** Woodbine, IA

**DOB:** November 26, 1984



Shea Thompson is in his second season with the Cardinals after joining the team as Director, Football Performance on 3/1/23.

He came to Arizona last year from the San Francisco 49ers where he spent four years (2019-22) as the director of performance monitoring/assistant strength & conditioning. During his four years with San Francisco, the 49ers played in three NFC Championship games (2021-22, '19) and advanced to Super Bowl LIV following his first season with the team in 2019.

Prior to working with the 49ers, the 39-year old Thompson spent three seasons (2016-18) with the Cincinnati Bengals strength & conditioning department as a sports scientist. During his time in Cincinnati, he also served as a sports science specialist with Ignition Athletic Performance Group.

He previously spent four years (2012-15) as an assistant strength and conditioning coach at the University of Minnesota and interned at the United States Olympic Training Center in Colorado Springs, CO in 2011. Thompson also served as the head of athletic physical preparation at Fit2Live Gym in Iowa City, IA,

in 2011.

Thompson served as an assistant strength & conditioning coach at Northern Illinois University between 2008-10 after spending three years (2006-08) at the University of Nebraska as an assistant strength & conditioning coach with the football team where he began as a volunteer in 2006.

A native of Woodbine, IA, Thompson played linebacker at Buena Vista University for four years (2003-06) where he earned his bachelor's in Exercise Science. He later earned his master's in Kinesiology from Northern Illinois University in 2009.

Thompson is a certified strength & conditioning specialist through the National Strength and Conditioning Association and also holds a blue belt in Gracie Jiu-Jitsu. In 2019, he began working on his Doctorate in Human Performance & Innovation through the University of Limerick in Ireland under Dr. John Kiely.

He and his wife, Brynja, have two sons, Wylder and Oakes.

## SHEA THOMPSON COACHING BREAKDOWN

Year	School/Team	Position
2007-08	Nebraska	Assistant Strength & Conditioning
2008-10	Northern Illinois	Assistant Strength & Conditioning
2012-15	Minnesota	Assistant Strength & Conditioning
2016-18	Cincinnati Bengals	Sports Scientist/Assistant Strength & Conditioning
2019-22	San Francisco 49ers	Director of Performance Monitoring/Asst. Strength & Conditioning
<b>2023-</b>	<b>ARIZONA CARDINALS</b>	<b>DIRECTOR, FOOTBALL PERFORMANCE</b>





# PATRICK TONEY

## DEFENSIVE BACKS

**COLLEGE:** Southeastern Louisiana

**YEARS NFL/CARDINALS:** 2/2

**HOMETOWN:** Poway, CA

**DOB:** March 14, 1990



Patrick Toney is in his second season with Arizona after being hired to coach Cardinals defensive backs on 3/1/23.

Louisiana led the conference in scoring defense (19.7 ppg) and pass defense (197.7 ypg).

With the Cardinals last season, Toney worked with safeties Budda Baker and Jalen Thompson. Baker was selected to his 6th Pro Bowl in 2023 and his 5th consecutive selection as a starter. Despite missing five games due to injury, Baker finished 2nd on the team with 87 tackles and had a team-high four games with double-digit tackles. Thompson set career-highs in 2023 with four INTs (team-high), 9 passes defended and 5 tackles for loss while also recording his first career sack and forced fumble.

Prior to working at Louisiana, Toney coached safeties for two seasons (2016-17) at the University of Texas at San Antonio (UTSA), helping the Roadrunners defense finish 7th in the country in 2017 after allowing 287.8 yards per game. They were 8th in scoring defense (17.0 ppg), 2nd in first downs allowed (166) and 19th in pass efficiency (112.2). In 2016, UTSA appeared in the school's first-ever bowl game (Gildan New Mexico Bowl). S Michael Egwuagu earned 2nd team All-Conference USA honors in 2016.

Toney came to the Cardinals in 2023 after working at the collegiate level the past 11 years, including in 2022 at the University of Florida where he was the Gators co-defensive coordinator/safeties coach. He went to Florida after four seasons (2018-21) at the University of Louisiana where he served as the defensive coordinator for his final two seasons in addition to coaching safeties and outside linebackers.

Toney was the secondary coach at Sam Houston State in 2015, helping the Bearkats to an 11-4 record while making it to the semifinals of the FCS playoffs. The defense forced 24 turnovers, including 17 interceptions that season. He started his college coaching career at his alma mater, Southeastern Louisiana, in 2012 as a defensive assistant/secondary coach for two seasons before being promoted to safeties coach/special teams coordinator in 2014. During his tenure at Southeastern Louisiana, the Lions ranked 1st in the FCS in pass efficiency defense, 2nd in interceptions, 5th redzone defense, 7th in total defense and 8th in scoring defense. He also coached two future Cardinals in CB Robert Alford and S Harlan Miller. Coaching special teams, the Lions topped the nation in kickoff return average and were 6th in blocked kicks.

During his two seasons (2020-21) as the defensive coordinator at Louisiana, the Ragin Cajuns went 23-2 and won two Sun Belt Championships, giving up the fewest points (501) and yards per play (5.02) in the conference while forcing the most takeaways (46). The team's 16 INTs in 2020 tied for the most in the conference and the 3rd most in the nation.

He spent two seasons as the offensive coordinator at La Costa Canyon (CA) High School (2010-11) after working as the wide receivers coach at Palomar Community College in 2009 and as the defensive line coach at Fallbrook (CA) High School in 2008.

In 2021, Louisiana finished 1st in the Sun Belt Conference in scoring defense (18.3 ppg) and tied for 9th nationally. The year before, they ranked 4th in the conference and 31st in the country in scoring defense (22.0 ppg) while also ranking 4th in the league and 33rd nationally in total defense (355.4 ypg). He coached four players who earned all-conference honors in 2020 (Zi'Yon Hill & Bralen Trahan-2nd team; Eric Garror & Lorenzo McCaskill-3rd team) and also S Percy Butler who was selected by Washington in the fourth round of the 2022 NFL Draft. In 2019,

A native of Poway, CA, Toney graduated from Southeastern Louisiana in 2012 with a degree in General Studies. He and his wife, Courtney, live in Chandler, AZ with their dog, Scooch.

### PATRICK TONEY COACHING BREAKDOWN

Year	School/Team	Position
2012-13	Southeastern Louisiana	Defensive Assistant/Secondary
2014	Southeastern Louisiana	Safeties/Special Teams Coordinator
2015	Sam Houston State	Secondary
2016-17	Texas at San Antonio	Safeties
2018-19	Louisiana	Safeties
2020	Louisiana	Defensive Coordinator/Safeties
2021	Louisiana	Defensive Coordinator/Outside Linebackers
2022	Florida	Co-Defensive Coordinator/Safeties
<b>2023-</b>	<b>ARIZONA CARDINALS</b>	<b>DEFENSIVE BACKS</b>



# SPENCER WHIPPLE


## PASS GAME SPECIALIST

**COLLEGE:** University of Miami

**HOMETOWN:** Gibsonia, PA

**YEARS NFL/CARDINALS:** 6/6

**DOB:** March 18, 1989



Spencer Whipple is in his second season as the Cardinals pass game specialist and sixth year with the team after originally joining Arizona's coaching staff in 2019. He served as co-pass game coordinator in 2022 after working as an assistant wide receivers coach for two seasons (2020-21) following one year (2019) as offensive quality control coach with the Cardinals.

In the 2024 offseason, Whipple was selected to serve as the wide receivers coach for the West team at the Shrine Bowl.

Whipple worked with All-Pro WR DeAndre Hopkins in each of his three seasons (2020-22) with the team. In his first season with Arizona in 2020, Hopkins was selected to his fifth career Pro Bowl and received second-team All-Pro honors after having a franchise record 115 receptions (2nd in the NFL) for 1,407 yards (3rd in the NFL) and six TDs. He also tied for second in the league with seven 100-yard receiving games in 2020. In 2022 in only nine games played due to injury, Hopkins led the team in receiving yards (717) and was second in receptions (64) after finishing with eight TDs in only 10 games in 2021.

In 2021, Arizona's offense had 4,276 net passing yards and 2,076 rushing yards, marking just the second time in franchise history (1984) that the Cardinals had 4,000+ net passing yards and 2,000+ rushing yards in a season. The Cardinals had 6,352 total net yards, the second highest total in franchise history (2015) and finished with the 10th ranked passing offense in the league (251.5 ypg). During the team's Week 6 victory at Cleveland in 2021, Whipple called plays in collaboration with the offensive coaching staff due to head coach Kliff Kingsbury missing the game because of COVID-19.

Arizona's 6,153 total net yards in 2020 were the 3rd most in team history while its 410 points were the 5th most in franchise history.

Prior to joining the Cardinals in 2019, Whipple spent seven years coaching at the collegiate level. He coached for five seasons (2014-18) at the University of Massachusetts where he served as

the passing game coordinator/quarterbacks coach in 2018. Whipple joined the UMass staff in 2014 as tight ends coach before working three seasons (2015-17) as passing game coordinator/wide receivers coach.

In 2018, UMass WR Andy Isabella was a Biletnikoff Award finalist after leading the FBS in the regular season with 1,698 receiving yards. He finished second in the nation with 102 receptions and 5th in the country with 13 TD receptions. Isabella was a consensus first-team All-American and finished with the most receiving yards in school history (3,526). In 2017, Minutemen wide receivers had the third-most total receptions (272) and receiving yards (3,570) in school history.

Whipple also tutored WR Tajae Sharpe, who was drafted by the Titans in the fifth round of the 2016 NFL Draft. In 2015, Sharpe set a single-season reception record (111) to go along with a school career record for total receptions (277). He was a two-time first-team All-MAC selection at UMass.

Prior to working at UMass, Whipple served as a defensive graduate assistant and video assistant at the University of Pittsburgh from 2012-13. He played collegiately for three seasons (2009-11) at the University of Miami (FL) as the team's holder and backup quarterback. During his senior season in 2011, Whipple received the Mariutto Family Scholar-Athlete award. He began his college career as a walk-on at the University of Pittsburgh (2007) and spent one season at UMass (2008).

His father, Mark, was the offensive coordinator at the University of Nebraska in 2022 after working in the same position for three seasons (2019-21) at the University of Pittsburgh. He previously served two stints as the head coach at UMass and also worked in the NFL as an offensive assistant coach with Pittsburgh, Philadelphia and Cleveland. In addition, Mark was an assistant coach with the Arizona Wranglers of the USFL in 1984.

Whipple earned a bachelor's degree in Sociology from the University of Miami in 2012.

### SPENCER WHIPPLE COACHING BREAKDOWN

Year	School/Team	Position
2012-13	Pittsburgh	Defensive Graduate Assistant/Video Assistant
2014	Massachusetts	Tight Ends
2015-17	Massachusetts	Passing Game Coordinator/Wide Receivers
2018	Massachusetts	Passing Game Coordinator/Quarterbacks
<b>2019</b>	<b>ARIZONA CARDINALS</b>	<b>OFFENSIVE QUALITY CONTROL</b>
<b>2020-21</b>	<b>ARIZONA CARDINALS</b>	<b>ASSISTANT WIDE RECEIVERS</b>
<b>2022</b>	<b>ARIZONA CARDINALS</b>	<b>CO-PASS GAME COORDINATOR</b>
<b>2023-</b>	<b>ARIZONA CARDINALS</b>	<b>PASS GAME SPECIALIST</b>





# ISRAEL WOOLFORK

## QUARTERBACKS

**COLLEGE:** Grand Valley State

**HOMETOWN:** Livonia, MI

**YEARS NFL/CARDINALS:** 3/2

**DOB:** November 13, 1990



Israel Woolfork is in his second season with the Cardinals after being hired to coach quarterbacks on 3/1/23.

Under Woolfork, Arizona QB Kyler Murray returned from a serious knee injury suffered in 2022 and started the final eight games of last season, throwing for 1,799 yards and 10 TDs while rushing for 244 yards and 3 TDs. With Murray under center, the Cardinals had the 9th ranked offense in the NFL (362.8 ypg) and averaged 22.4 points per game.

In the 2024 offseason, Woolfork was selected to serve as the quarterbacks coach for the American team at the Senior Bowl. He was also selected to participate in the NFL's Coach Accelerator program in May of 2024 at the NFL's spring meeting in Nashville. The program was created to help promote greater diversity across the league.

Woolfork came to the Cardinals last year from Cleveland where he assisted Browns quarterbacks in 2022 under current Cardinals offensive coordinator Drew Petzing. He spent the 2022 season with Cleveland as the recipient of the team's Bill Willis Coaching Fellowship.

The Bill Willis Coaching Fellowship was created by the Browns as an opportunity for rising minority coaches with a focus on the offensive side of the ball. The fellowship was named after Willis, who along with Browns teammate Marion Motley, were two of the first African-American professional football players in the modern era. Willis played with the Browns from 1946-53 and was

enshrined into the Pro Football Hall of Fame in 1977. Woolfork started with the Browns in the 2021 offseason as part of the NFL's Bill Walsh Diversity Coaching Fellowship and worked with Cleveland's tight ends.

Woolfork began his coaching career as a graduate assistant at Miami (OH) University from 2013-14. He then coached running backs (2015-17) and wide receivers (2018-21) with the RedHawks prior to joining the Browns. RBs Alonzo Smith and Kenny Young broke multiple school records under Woolfork's tutelage. Smith finished his career ranked 8th all-time with 2,613 rushing yards and Young was 10th in school history with 3,259 all-purpose yards, 13th with 1,989 rushing yards and was one of only two players in school history with 1,900+ rushing yards and at least 100 receptions in his career.

Miami WR Jack Sorensen earned All-Mid-American Conference honors in both 2018 (third-team) and 2020 (second-team) while working with Woolfork. He was named the Offensive Player of the Game in the MAC Championship in 2019 after catching eight passes for 123 yards and a TD.

Woolfork played wide receiver at Grand Valley State University (2008-12). A three-year starter, he was a team captain as a senior in addition to earning all-conference honors. As a sophomore, Woolfork helped lead the Lakers to the D-II National Championship.

He graduated from Grand Valley State with a degree in Sports Leadership in 2013.

### ISRAEL WOOLFORK COACHING BREAKDOWN

Year	School/Team	Position
2013-14	Miami (OH)	Graduate Assistant
2015-17	Miami (OH)	Running Backs
2018-21	Miami (OH)	Wide Receivers
2022	Cleveland Browns	Bill Willis Fellowship/Quarterbacks
<b>2023-</b>	<b>ARIZONA CARDINALS</b>	<b>QUARTERBACKS</b>



# DAVE SEARS

## ASSISTANT GENERAL MANAGER

**COLLEGE:** Springfield (MA) College

**YEARS NFL/CARDINALS:** 28/2

**HOMETOWN:** Hauppauge, NY



Dave Sears is in his second season with the Cardinals and 28th in the NFL after being hired as Arizona's Assistant General Manager in January, 2023.

Sears came to Arizona after spending 16 seasons with Detroit, including the last four years (2019-22) as the Lions director of college scouting. He joined the Lions in May, 2007 as a regional scout and spent 10 years in that role until he was elevated to assistant director of college in 2017 where he spent the following two seasons (2017-18).

In his current role with the Cardinals, Sears' duties include evaluating the top college prospects nationally as well as the organization and implementation of the draft process. Sears oversees the pro personnel department which includes player acquisition, evaluation and assisting with player contract negotiations.

Before working with the Lions, Sears spent seven seasons (2000-06) as a scout with the Houston Texans where he worked with Cardinals GM Monti Ossenfort for three seasons (2002; 2004-05).

Prior to his time in Houston, Sears worked three seasons (1997-99) with the Washington Redskins scouting department. He started with Washington as an intern in January, 1997 and was hired as a scouting administrator before being promoted as the Commanders BLESTO scout in May, 1998. Sears also spent time as an intern with the Springfield Falcons in the American Hockey League.

Sears earned a bachelor's degree in Sports Management from Springfield (MA) College and was a four-year linebacker on the football team. He attended Hauppauge (NY) High School and lettered in football, basketball and lacrosse. Sears has a daughter, Delaine.


# MATT CARACCILO

## VICE PRESIDENT, FOOTBALL OPERATIONS & FACILITIES

**COLLEGE:** Ithaca College

**YEARS NFL/CARDINALS:** 22/13

**HOMETOWN:** Oceanside, NY



Matt Caracciolo enters his 13th season with the Cardinals and fifth as Vice President, Football Operations & Facilities after he was promoted in May, 2020. He spent three years (2017-19) as the team's Director, Football Operations after originally joining the Cardinals in June, 2012 as Football Operations Coordinator.

Caracciolo came to the Cardinals after spending seven seasons with the New England Patriots, including his final two years (2010-11) as Director of Football Operations. With the Patriots, he managed day-to-day operations, including training camp, home and road game operations and team travel. He also worked with the NFL as the team's point of contact for all football logistical efforts surrounding their trips to Super Bowl XLII and XLVI in addition to their game in London in 2009.

His responsibilities with the Cardinals include managing day-to-day football operations, the team's training facility, training

camp, budgets, football rules compliance and also directing the team's travel.

Caracciolo joined the Patriots in 2005 as a football operations assistant after spending the 2003 and 2004 seasons with the Miami Dolphins as a scouting intern. He previously served as an administrative graduate assistant at Syracuse (2001-03) while earning a master's degree in Higher Education.

The Oceanside, NY native played two seasons at Ithaca College where he also received a degree in Sports Information and Communications in 2001. His brother, Pete, is the Director of Operations with the Las Vegas Raiders.

Caracciolo, his wife, Kelly, and sons, Luca and Nico, reside in Scottsdale, AZ.





# MATT HARRISS

## DIRECTOR, FOOTBALL ADMINISTRATION

**COLLEGE:** Lafayette College

**YEARS NFL/CARDINALS:** 24/6

**HOMETOWN:** Bronxville, NY



Matt Harriss is in his sixth season with the Cardinals as Director, Football Administration after joining the team in February, 2019.

With the Cardinals, Harriss works on all player contract negotiations as well as strategic planning and management of the team's salary cap and compliance with the NFL Collective Bargaining Agreement. He also serves as the Cardinals liaison to the NFL Management Council and works with the team's scouting staff and coaching staff on various statistical projects and in-depth analysis.

Harriss joined the Cardinals in 2019 from the Detroit Lions where he spent three seasons (2016-18) as Vice President of Football Administration.

Harriss spent 10 seasons (2006-15) as a member of a New York Giants front office that led the franchise to two Super Bowl championships (Super Bowl XLII following the 2007 season and Super Bowl XLVI following the 2011 season). In his first season with the Giants in 2006, Harriss assisted former GM Ernie Accorsi who was in his final season with the team. After that first season, Harriss worked directly on salary cap management, CBA compliance and contract negotiations. He finished his tenure with the Giants as the team's Director of Football Operations.

Prior to working with the Giants, Harriss spent five seasons (2001-05) working at NFL Headquarters in New York City. He started in 2001 as an intern in the football operations department and then transitioned into a player personnel analyst with the NFL Management Council. While a member of the Management Council, Harriss worked on salary cap and free agency management, annual NFL Draft eligibility, as well as being versed on the Collective Bargaining Agreement and all personnel rules to assist all 32 NFL teams. He also worked with the NFL's officiating department as an instant replay booth communicator during games in his final three seasons at the league office.

Harriss currently serves as a member of the NFL's Club Services Committee which consists of club representatives addressing changes throughout in the league in technology, application development, and quality control concerning the salary cap, players contracts and the CBA.

The Bronxville, NY native graduated from Lafayette College with a bachelor's degree in History in 2001. Harriss and his wife Melissa, have two sons, Luke and Trent.

# GLEN FOX

## DIRECTOR, PRO PERSONNEL

**COLLEGE:** South Dakota State

**YEARS NFL/CARDINALS:** 12/12

**HOMETOWN:** Cedar Rapids, IA



Glen Fox is in his 12th season with the Cardinals and third as Director, Pro Personnel after he was promoted in June, 2022. He spent eight years (2014-21) as a Pro Scout after originally joining the Cardinals as a scouting assistant in 2013.

Fox came to the Cardinals after a playing career that featured stops in the UFL and AFL. Following a four-year collegiate career as a wide receiver at South Dakota State, he participated in rookie minicamp with the Packers in 2010. He then played in the Arena Football League with the Arizona Rattlers (2011) and Orlando Predators (2012) while also playing in the United Football League with the Omaha Nighthawks and Sacramento Mountain Lions (2011-12).

At South Dakota State, Fox finished his career third all-time in receptions and sixth all-time in receiving yards. He was a team captain as a senior and was a two-time All-Missouri Valley Conference performer during his junior and senior campaigns. After ranking second in receiving TDs (10), third in receptions per game (5.5) and fourth in receiving yards per game (66.0), Fox's 66 receptions as a junior were the fourth most in a season by a Jackrabbit player. During his senior season, Fox had 62 receptions for 787 yards and four TDs. He also played in three games as a member of the SDSU men's basketball team during the 2005-06 season.

A Cedar Rapids, IA native, Fox received his bachelor's degree in Business Economics in 2010. He and his wife, Lauren, have a son, Cole.



# ROB KISIEL

## ASSISTANT DIRECTOR, PLAYER PERSONNEL

**COLLEGE:** Florida State

**YEARS NFL/CARDINALS:** 27/2

**HOMETOWN:** Clearwater, FL



Rob Kisiel joined the Cardinals in March, 2023 and is in his second season as Assistant Director, Player Personnel. Now in his 27th year in the NFL, Kisiel came to Arizona last year after spending two years (2021-22) as a Senior Pro Scout with the Atlanta Falcons.

Prior to working with the Falcons, Kisiel spent 16 years with the Houston Texans. He was the Texans director of pro personnel for four seasons (2017-20) after working as a college scout (2012-17). That followed his first tenure with Houston where he spent seven years as a pro scouting assistant (2000-01), college scout (2002-03) and pro scout (2004-07). Kisiel worked alongside Cardinals GM Monti Ossenfort in the Texans personnel department for three seasons (2002; '04-05).

In between his two tenures with the Texans, Kisiel spent five years (2007-12) as the director of operations for BLESTO. He started with BLESTO in 2007, replacing legendary scout Jack

Butler, and helped lead the scouting service's move to Jacksonville, FL from Pittsburgh, PA.

Kisiel started with the Texans in 2000 after serving as the draft room coordinator for the Washington Redskins from August, 1999 through April, 2000. He got his start in the NFL as a training camp intern with the Redskins (1995-97) before working as a scouting intern with the team from July, 1998 until June, 1999. In addition, Kisiel interned for the World League's London Monarchs during the 1997 season and was a labor relations intern at the NFL Management Council in 1999.

A native of Clearwater, FL, Kisiel earned a bachelor's degree in Communications from Florida State where he served as a student assistant for former head coach Bobby Bowden for four years. Kisiel and his wife, Liz, have three daughters: Alexandra, Gabrielle and Ivy.

# ANDREW CASKIN

## PRO SCOUT

**COLLEGE:** William & Mary

**YEARS NFL/CARDINALS:** 6/6

**HOMETOWN:** Rockville, MD



Andrew Caskin enters his sixth season with the Cardinals and fourth as a Pro Scout following his promotion in February, 2021. He originally joined the team in May, 2019 as a scouting assistant and spent two years (2019-20) in that role.

Caskin attended William & Mary where he was a three-time all-conference tight end and a semifinalist for the 2017 Campbell Trophy given to the college football player with the best combination of academics, community service and on-field performance. He served as a team captain as a senior and totaled

86 receptions for 868 yards and seven touchdowns in 43 career games.

Following his collegiate playing career, Caskin participated in rookie minicamp with the Cardinals in 2018 and was later drafted by the Atlanta Legends of the Alliance of American Football.

A Rockville, MD native, Caskin graduated with a degree in Marketing in January, 2019 and worked for Carpe Datum LLC as a marketing intern from 2018-19.





# ANDREW FORD

## PRO SCOUT

**COLLEGE:** Massachusetts

**HOMETOWN:** Camp Hill, PA

**YEARS NFL/CARDINALS:** 4/4



Andrew Ford enters his fourth season with the Cardinals and first as a Pro Scout after being promoted in May, 2024.

Ford originally joined the Cardinals in May, 2021 and worked as a scouting assistant for three seasons (2021-23). Prior to the Cardinals, he spent one year (2020) with the 33rd Team working as a scouting assistant for former NFL GM Mike Tannenbaum.

He played football collegiately at the University of Massachusetts where he completed 560-of-895 passes for 6,995 yards and 57 TDs in 29 career games. As a junior in 2017, Ford started 10-

of-11 games played and completed 223-of-353 passes (63.2%) for 2,924 yards and 22 TDs while adding two rushing TDs.

Ford was selected to the Manning Award Watch List as a senior in 2018 and was named to the National Football Foundation Hampshire Honor Society. He finished his collegiate career second in school history in completion percentage (62.5), passer efficiency rating (143.7) and TD passes (57).

He graduated from the University of Massachusetts with a bachelor's degree in Sports Management and Economics in 2018.

# RYAN GOLD

## ASSISTANT DIRECTOR, COLLEGE SCOUTING

**COLLEGE:** Massachusetts

**HOMETOWN:** Westwood, MA

**YEARS NFL/CARDINALS:** 11/11



Ryan Gold is in his 11th season with the Cardinals and third as the Assistant Director, College Scouting following his promotion in June, 2022. He spent the previous four seasons (2018-21) as a College Scouting Coordinator after he was elevated to that role in May, 2018.

He originally joined the Cardinals in June, 2014 and worked for three years as a scouting assistant before being promoted to a scout in May, 2017 where Gold assisted both the pro and college scouting departments. In that position, Gold conducted advance scouting assignments for future opponents while also evaluating both current NFL players and draft-eligible players nationally.

In Gold's current role, he assists with the day-to-day operation and organization of the college scouting department including evaluating all collegiate players for the NFL Draft, managing college player data and coordinating pre-draft events. He also serves as a liaison to the National Football Scouting service.

He came to Arizona after coaching for three seasons (2011-13) at his alma mater, the University of Massachusetts, as the assistant offensive line coach. With the Minuteman, Gold also assisted in recruiting, film breakdown, opponent scouting and was a part of the program's transition to the FBS level. Gold began his coaching career at UMass for two seasons (2009-10) as an offensive undergraduate assistant.

While in college at UMass, Gold interned for two seasons with the New England Patriots in their marketing and operations department. Prior to college, Gold was the captain of his football and baseball teams at Westwood (MA) High School where he won back-to-back state championships in football.

Gold earned his bachelor's degree in Sport Management in 2011 from Massachusetts and earned his master's degree in Higher Education from UMass in 2014. He and his wife, Jennifer have two daughters, Ava and Gianna.



# JOHN MANCINI

## NATIONAL SCOUT

**COLLEGE:** SUNY-Plattsburgh

**HOMETOWN:** Long Island, NY

**YEARS NFL/CARDINALS:** 30/12



John Mancini is in his 12th season with the Cardinals and third as a National Scout following his promotion in June, 2022. In his current role, Mancini helps to compile evaluations of college players across the entire country for the NFL Draft.

Mancini worked as the team's Midwestern Regional Scout in 2021 following eight seasons (2013-20) as an area scout after joining Arizona's scouting department in May, 2013.

Now in his 30th year in the NFL, Mancini came to Arizona after working for 18 seasons with the St. Louis Rams, including the final 16 years in the team's personnel department.

Following the 2021 NFL Draft, Mancini was the recipient of the team's inaugural "Rod Graves College Scouting Award." The award

was created in honor of the former Cardinals general manager and is given to the team's top scout based off of analytics and draft grade accuracy.

Mancini spent 10 years as a college scout with the Rams before serving as Director of College Scouting from 2009-12. He joined the Rams in their inaugural season in St. Louis in 1995, beginning his career in the ticket office before moving into merchandise and then as a scouting assistant in 1997. During his Rams tenure, Mancini worked on both pro and college sides of player personnel.

A Long Island, NY native, Mancini is a graduate of the State University of New York at Plattsburgh with a degree in Business Management. He and his wife, Theresa, have a son, Dominic, and daughters, Avarie and Brooklyn.

# CHRIS CULMER

## WESTERN REGIONAL SCOUT

**COLLEGE:** Washington State

**HOMETOWN:** West Richland, WA

**YEARS NFL/CARDINALS:** 25/16



Chris Culmer is in his 25th season in the NFL and 16th with the Cardinals after originally joining the team in June, 2009. His primary area of responsibility with the Cardinals is cross-checking player evaluations for the Western region of the country.

Prior to coming to Arizona, Culmer spent nine seasons with the Seattle Seahawks (2000-08), first as a scouting assistant and then as a Pro Scout. While in Seattle, the Seahawks went to the playoffs five times, including four consecutive NFC West Division titles and appeared in Super Bowl XL. As a Pro Scout, Culmer was responsible for the advance scouting of Seahawks opponents

while also evaluating players in all professional leagues. In addition, Culmer assisted in evaluating and ranking the nation's top collegiate prospects for the draft.

A West Richland, WA native, Culmer received his bachelor's degree in Business Administration from Washington State University in 1998 and earned a master's degree in Sport Management from the University of Massachusetts in 2000.

Culmer and his wife, Kristina, reside in Chandler, AZ with their son, Mason, and daughter, Mackenzie.





# LUKE PALKO

## EASTERN REGIONAL SCOUT

**COLLEGE:** Saint Francis (PA)

**YEARS NFL/CARDINALS:** 18/16

**HOMETOWN:** Imperial, PA



Luke Palko is in his 16th season with Arizona and 18th in the NFL after joining the Cardinals scouting department in June, 2009. He was promoted to Eastern Regional Scout in May, 2014 after working the previous five seasons (2009-13) as an area scout. In his current role, Palko is responsible for cross-checking player evaluations for the Eastern region of the country.

Brother of former Cardinals, Steelers and Chiefs quarterback Tyler Palko, Luke came to the Cardinals after interning with the Pittsburgh Steelers player personnel department for two seasons (2007-08).

An Imperial, PA native, Palko was a wide receiver at Saint Francis (PA) where he finished his collegiate career as the second leading receiver in school and conference history with 225 receptions for 2,020 yards and 18 TDs. He set the school's single-season record with 85 receptions for 812 yards and seven TDs as a junior in 2005. He also served as the team's punter as a junior and senior.

The West Allegheny High School graduate became just the third-student athlete in Saint Francis history to earn ESPN the

Magazine First-Team Academic All-American honors in 2005. He was also named the Northeast Conference's Football Scholar-Athlete of the Year in 2006 and earned a spot on the Division I-AA Athletic Director's Association Academic All-Star Team and the conference academic honor roll twice. In addition, Palko was one of 17 collegiate football players selected as a 2006 National Football Foundation & College Hall of Fame National Scholar-Athlete. As part of the honor, Palko was awarded an \$18,000 post-graduate scholarship and was also a finalist for the William V. Campbell trophy.

Palko's father, Bob, coached high school and college football for over 30 years and was named the 2021 Don Shula NFL High School Coach of the Year. Bob last led Mount Lebanon High School to their first ever state championship in 2021 while also being named the Pennsylvania Football Writers Coach of the Year. In his career, he compiled nine W.P.I.A.L. championships, the class AAA state title in 2001 and was named the Pittsburgh Post-Gazette's High School Coach of the Year in 2012.

Palko graduated from Saint Francis with a bachelor's degree in Accounting in 2007 and resides in Pittsburgh, PA with his wife, Megan and sons, Otto and Arlo.

# ZAC CANTY

## CENTRAL REGIONAL SCOUT

**COLLEGE:** Cornell

**YEARS NFL/CARDINALS:** 15/13

**HOMETOWN:** Naperville, IL



Zac Canty is in his 13th season with the Cardinals and third as the team's Central Regional Scout after he was promoted in June, 2022. His primary area of responsibility with the Cardinals is cross-checking player evaluations in the central region of the country.

Canty originally joined the team's scouting department in May, 2012 as the team's representative with the National Football Scouting service after spending two seasons (2010-11) with Chicago as a pro personnel assistant. He was promoted to an area scout in May, 2014 with the responsibility of scouting the Northeast region of the country for the Cardinals and spent eight years in that role.

He began his scouting career with the Bears in 2010 and assisted both the pro and college scouting departments. In his first season with Chicago, the Bears won the NFC North and reached

the NFC Championship game. Canty played wide receiver at Cornell University (2005-08) and was a three-year starter for the Big Red where he finished his career with 141 receptions for 1,442 yards and seven TDs. Canty had his best season as a senior when he collected a career-high 51 receptions for 496 yards and a TD.

He helped Naperville North (IL) High School to a league title and a 10-1 record as a senior after earning Sun News Player of the Year honors following his junior season. He was also named honorable mention All-State from the Chicago Tribune as a junior.

Canty graduated from Cornell in the spring of 2009 with a BS in Applied Economics and Management. He and his wife, Alexis, live in St. Louis with their son, Brooks and daughters, Ellie and Caroline.




# ALFONZA KNIGHT

## AREA SCOUT

**COLLEGE:** Sewanee University

**YEARS NFL/CARDINALS:** 11/11

**HOMETOWN:** Nashville, TN



Alfonza Knight is in his 11th season with the Cardinals and seventh as an area scout.

He originally joined the team's scouting department in June, 2014. After working as a scouting assistant for three years (2014-16), Knight was promoted in May, 2017 to the Cardinals representative with the National Football Scouting service before being elevated to his current position in May, 2018.

Following the 2024 NFL Draft, Knight was the recipient of the team's "Rod Graves College Scouting Award." The award was created in honor of the former Cardinals general manager and is given to the team's top scout based off of analytics and draft grade accuracy.

Knight began his career as an intern with the equipment staff of

the Tennessee Titans in 2012 before working for two years with the Senior Bowl (2013-14) where he helped create the preseason watch list of college seniors and evaluated potential invitees to the annual college all-star game in Mobile, AL.

He played safety collegiately at Sewanee: The University of the South, where he was a two-time first-team All-Southern Collegiate Athletic Conference selection (2010-11), including as a senior in 2011 where he 68 tackles, two sacks and two INTs. As a junior in 2010, he finished the season ranked second in the SCAC in tackles per game (10.1) and tackles (101) while also collecting four tackles for loss, three passes defensed and two INTs. Knight was also a second-team All-SCAC selection in 2009.

Knight graduated with a bachelor's degree in Anthropology in 2012. He and his girlfriend, Yarenis and two kids, Nazir and Nuraiya, live in Nashville, TN.

# KEEGAN LEYRER

## AREA SCOUT

**COLLEGE:** Tennessee

**YEARS NFL/CARDINALS:** 9/6

**HOMETOWN:** Nashville, TN



Keegan Leyrer is in his ninth season in the NFL and sixth with the Cardinals scouting department as an area scout after joining the team in May, 2019.

He joined the Cardinals from Cleveland where he spent three seasons in the Browns scouting department, including one

season (2017) as a college scouting assistant and two seasons as a scouting assistant (2015-16).

Leyrer graduated from the University of Tennessee with a bachelor's degree in Business Marketing in 2015. While working on his degree, he served as a student recruiting assistant with the football team at Tennessee.





# ALEX VALLES

## AREA SCOUT

**COLLEGE:** Georgetown

**YEARS NFL/CARDINALS:** 4/4

**HOMETOWN:** Danvers, MA



Alex Valles is in his fourth season with the Cardinals and third as an area scout after being promoted in June, 2022.

Valles originally joined the team in June, 2021 as a scouting assistant. Prior to coming to the Cardinals, he spent two seasons with Wake Forest as a recruiting intern and then a defensive recruiting/player personnel assistant. Valles worked the 2019 season as a wide receivers coach with Endicott College and worked as a volunteer recruiting assistant with Boston College at the same time.

He played football collegiately at Georgetown, rushing for 776 yards and five TDs on 193 carries and caught 41 passes for 205 yards in 37 career games. As a junior, Valles led the team with 462 rushing yards and three TDs. He was also selected to the Patriot League Academic Honor Roll as a freshman and sophomore.

Valles graduated from Georgetown with a bachelor's degree in Psychology in 2018 and earned a master's degree in Sports Administration from Boston College in 2020.

# ZACH DEVLIN

## AREA SCOUT

**COLLEGE:** Bryant

**YEARS NFL/CARDINALS:** 8/8

**HOMETOWN:** Mount Sinai, NY



Zach Devlin enters his eighth season with the Cardinals and fourth as an area scout after getting promoted in May, 2021.

Devlin originally joined the team's scouting department in June, 2017. After working as a scouting assistant in 2017, he was promoted in May, 2018 and spent three years (2018-20) as the Cardinals representative with the National Football Scouting service.

He played collegiately at Bryant University where he served as a long snapper for the Bulldogs. Due to injury, he spent the 2014 season as a student-coach, part-time equipment manager and

film assistant. In that role, Devlin contributed to the weekly game plan and scouted opponents' defensive personnel.

His father, Mike, played seven seasons (1993-99) in the NFL, including his final four years in Arizona, where he began his coaching career as an offensive quality control (2000) and assistant offensive line (2001-03) coach with the Cardinals. He is currently the offensive line coach with the Los Angeles Chargers. Devlin's grandfather, John, coached linebackers for the Houston Oilers from 1984-85.

Devlin graduated from Bryant with a bachelor's degree in Business Administration Management in 2017.

# CHAD JENKINS

## AREA SCOUT

**COLLEGE:** Alabama State

**YEARS NFL/CARDINALS:** 7/7

**HOMETOWN:** New Orleans, LA



Chad Jenkins enters his seventh season with the Cardinals scouting department and first as an area scout after getting

promoted in May, 2024. He spent the past three years (2021-23) as the team's representative with the National Football Scouting



service. Jenkins originally joined the Cardinals in June, 2018 as a scouting assistant and spent three years (2018-20) in that role.

Prior to joining the Cardinals, Jenkins worked one season (2017) with Tennessee State as a quality control/tight ends coach. He earned a bachelor's degree in Business Management from Alabama State University, a master's degree in Sports and Fitness Management from Troy University and a master's degree in Liberal Arts from Tulane University.

Jenkins remained at Alabama State following graduation to serve

as an offensive quality control coach for the Hornets (2009-11) and also spent training camp in 2010 with the Jacksonville Jaguars as an operations intern. For the next five years, Jenkins held various titles at Tulane including defensive/special teams quality control (2011), offensive graduate assistant/running backs and tight ends coach (2012), defensive line and linebackers coach/special teams graduate assistant (2012-15) and assistant director of player personnel (2015).

He also served as an assistant football coach and taught history at his alma mater, St. Augustine High School in New Orleans, LA.

## STEPHEN WISE

### SCOUT

**COLLEGE:** South Carolina

**HOMETOWN:** Irmo, SC

**YEARS NFL/CARDINALS:** 4/4



Stephen Wise enters his fourth season with the Cardinals and first as the team's representative with the National Football Scouting service following his promotion in May, 2024.

He joined the team's scouting department in May, 2021 and worked as a scouting assistant for the past three seasons (2021-23).

Wise graduated from the University of South Carolina with a bachelor's degree in Economics in 2021. While at South Carolina, he assisted the football team as a recruiting assistant. His duties included identifying and evaluating potential recruits, assisting with recruiting strategy for the transfer portal and facilitating the logistics of official and unofficial visits.

## DREW KRUEGER


### HEAD ATHLETIC TRAINER

**COLLEGE:** University of Minnesota

**HOMETOWN:** Rothschild, WI

**YEARS NFL/CARDINALS:** 2/1

**DOB:** May 20, 1986



Drew Krueger is in his first season as the Cardinals head athletic trainer after being hired in March, 2023. He came to the Cardinals from Texas Tech where he was associate athletic director, sports medicine and head football athletic trainer for the football team.

The 36-year old Krueger spent the past nine years (2014-22) at Texas Tech after starting in 2014 as an assistant athletic trainer and worked the last seven years as head athletic trainer. In addition to overseeing the athletic training efforts for the Red Raiders football team, Krueger also worked with men's and women's golf at Texas Tech.

Prior to working at Texas Tech, Krueger was an athletic training intern with the New England Patriots in the 2013 season and was

a graduate assistant for the football team at the University of Oklahoma (2011-13) while he was working on his master's degree in Human Relations.

Krueger received his bachelor's degree in Kinesiology from the University of Minnesota in 2008 and also earned a master's degree in Athletic Training from the University of North Carolina at Greensboro in 2011.

He is a licensed and board-certified athletic trainer and an active member of the National Athletic Trainers Association (NATA). In addition, Krueger is certified in Dry Needling, Applied Functional Science, 3D Maps, FRS Functional Range Conditioning, FRS Internal Strength, Functional Soft Tissue Transformation and Reflexive Performance Reset.





# JEFF SCHWIMMER

## EQUIPMENT MANAGER

**COLLEGE:** IUPUI

**YEARS NFL/CARDINALS:** 12/11

**HOMETOWN:** Speedway, IN



Jeff Schwimmer is in his 11th season with the Cardinals equipment department and second as the team's equipment manager. He was promoted to his current position in April, 2022 following nine years as an assistant after joining the team in 2013.

His responsibilities include the purchase and maintenance of all team equipment and sideline apparel, outfitting players, coaches, and other football staff for practices and games. Schwimmer also coordinates the transport of all team gear for training camp, home and away games.

Prior to working with the Cardinals, Schwimmer spent six seasons with the Indianapolis Colts, including working as the assistant to head coach Chuck Pagano in 2012. He also spent five years as an intern in the Colts equipment department.

Schwimmer was born in Speedway, IN and attended Indiana University-Purdue University Indianapolis (IUPUI). He and his wife, Alicia, have two children—sons Maxwell and Paxton and live in Gilbert, AZ.

# JEFF WALLO

## VIDEO DIRECTOR

**COLLEGE:** Ohio State

**YEARS NFL/CARDINALS:** 22/12

**HOMETOWN:** Youngstown, OH



Jeff Wallo is in his 12th season with the Cardinals and seventh as video director after being promoted in January, 2017. He originally joined the Cardinals as the team's assistant video director in 2012 and served in that role for five seasons.

Prior to joining the Cardinals, Wallo served as the video coordinator at the University of Pittsburgh for two seasons (2009-10). He got his start in the NFL with the Cleveland Browns, first as an intern and then as a video assistant in 2000.

Wallo then worked as the assistant video director for the Browns from 2001-09.

A Youngstown, OH native, Wallo started his video career at his alma mater, Ohio State, as a student assistant for two seasons prior to receiving a bachelor's degree in Education in 1998.

Wallo and his wife, Rashed, have a son, Jackson, and a daughter Brooklyn.

### CARDINALS TEAM PLANE GOES ON DISPLAY AT LUKE DAYS 2024 AIRSHOW

From March 23-24, those attending the "Luke Days 2024 Airshow" had the opportunity to view a new aircraft among the many on display.

The custom Arizona Cardinals Boeing 777 team plane that the team uses for all road trips made its first public appearance as part of the two-day event that showcases the U.S. Air Force's premier aerial demonstration squadrons and the elite, unique skills that all USAF pilots must possess.

"We are incredibly grateful to the Cardinals and (owner) Michael Bidwill in particular for all they do to support Luke Air Force Base," said Brigadier General Jason Rueschhoff, 56th Fighter Wing Commander. "We know that the inclusion of the Cardinals team plane will be a special highlight of the Luke Days 2024 Airshow."

Fans will have the chance to board the Cardinals team plane and see what it's like for Cardinals players when they hit the road.








**Daniel Adams**  
Manager, Creative Services



**Joel Adams**  
Vice President, Ticket Sales




**Jordan Alexander**  
Account Manager, Membership Services



**Haley Anderson**  
Manager, Community Relations



**Melissa Anderson**  
Senior Manager, Alumni Benefits



**Ryan Anderson**  
Ticket Services Representative



**Joe Andruzzi**  
Football Analyst



**Orlando Avila**  
Director, Marketing & Broadcast Services



**Angela Baker**  
Director, Cardinals Cheerleaders



**Taylor Basinger**  
Manager, Partnership Activation



**Tim Beach**  
Sr. Director, Game Entertainment & Special Events



**Sam Bean**  
Coordinator, Marketing & Broadcast Services




**Cari Belanger-Maas**  
Sr. Director, Guest Experience & Membership Events



**Carol Benjamin**  
Manager, Payroll & Benefits



**Big Red**  
Team Mascot



**John David Birdsong**  
Account Manager, Membership Services



**Steve Bomar**  
Vice President, Ticket Operations



**Daniel Brokop**  
Account Manager, Premium Hospitality Sales



**Jake Buckley**  
Account Manager, Premium Hospitality Sales



**Pablo Burgos**  
Manager, Digital Platforms



**Chad Burns**  
Creative Illustrator



**Devin Butts**  
Sales Development Representative



**Rolando Cantu**  
Manager, International Business Ventures



**Paul Calvisi**  
Reporter/Host



**Leslie Castro**  
Account Executive, Business Development



**Rajni Chand**  
Administrator, Payroll & Benefits




**Joy Chatlain**  
Sales Development Representative



**Mike Chavez**  
Director, Creative Services



**Rebecca Childress**  
Sr. Project Coordinator, People Operations



**Bradley Cholette**  
Account Executive, Group Sales



**Grayson Choy**  
Manager, Content Production



**Marquise Church**  
Director, Sales Development



**Tish Clay**  
Senior Accountant



**Clint Cohen**  
Coordinator, Corporate & Football Communications



**Pat Coleman**  
Assistant Equipment Manager



**Maggie Connelly**  
Account Manager, Club Services




**Chad Cook**  
Assistant Athletic Trainer



**Andre Croskey**  
Culinary Assistant



**Mark Dalton**  
Senior Vice President, Media Relations



**Aiden Davis-Diaz**  
Football Video Coordinator



**Brandi Dean**  
Account Manager, Membership Services



**Carson Denley**  
Associate, Marketing & Fan Engagement



**Tyler Derbes**  
Account Executive, Business Development



**Ashley Dodd**  
Account Manager, Premium Hospitality Sales




**Whitney Dosty**  
Account Manager, Membership Services



**Haydon Dotson**  
Director, Group Sales



**Emily Dumas**  
Director, Membership Services



**Michael Duran**  
Facility Security Manager





# FRONT OFFICE



**Justin Dziedzic**  
Director, Financial  
Planning & Analysis



**Brennan Earl**  
Coordinator, Partnership  
Activation



**Caitlyn Epes**  
Team Photographer



**Arielle Esparza**  
Sales Development  
Representative



**Anthony Federico**  
Sales Development  
Representative



**Cody Fincher**  
Associate Producer,  
Radio & Podcasts



**Jordan Finley**  
Sales Development  
Representative



**Zach Fletcher**  
Director, Content &  
Creative




**Carson Foltz**  
Account Executive,  
Group Sales



**Patrick Foster**  
Vice President, Security



**Miguel Garcia**  
Prep Cook



**Derek Garris**  
Director of Rehabilitation/  
Physical Therapist



**Melissa Gaspard**  
Vice President,  
Executive Operations



**Ashlyn Gergins**  
Account Executive,  
Business Development



**Zach Gershman**  
Staff Writer/Reporter



**Tina Givens**  
Senior Director,  
People Operations



**Heather Goldade**  
Systems Developer



**Isaac Goold**  
Event Ticketing Supervisor



**Ashanti Grayer**  
Account Executive,  
Group Sales



**Alex Greenberg**  
Associate, Video Content




**Cayman Greene**  
Assistant Athletic Trainer



**Matthew Gregory**  
Assistant Ticketing  
Manager, Stadium Events



**Craig Grialou**  
Digital Content  
Coordinator



**Grace Gribble**  
Sales Development  
Representative



**Landon Grier**  
Scouting Assistant



**Trey Griffey**  
Youth Football Manager



**Alexandra Grossano**  
Performance Nutrition  
Assistant



**Janay Hagans**  
Manager, Social Media



**Ethan Hajas**  
Graphic Designer



**Kristin Hale**  
Manager, HRIS & Benefits



**Cassidy Hammel**  
Account Manager,  
Premium Hospitality Sales



**Julian Handy**  
Front of House Assistant



**Jered Hanley**  
Assistant, Athletic Trainer




**Ashley Hansen**  
Account Manager,  
Membership Services



**Ryan Harris**  
Account Manager,  
Premium Hospitality Sales



**Tiffany Hayden**  
Manager, Accounts Payable



**Audane Hayes**  
Account Executive,  
Group Sales



**Mike Helm**  
Senior Manager,  
Media Relations



**Luis Hernandez**  
Spanish Radio Play-By-  
Play Announcer/Producer



**Natalie Hernandez**  
Associate, Marketing



**Katie Hobaica**  
Associate, Performance  
Nutrition



**Heather Hofland**  
Executive, Team Chef



**Sam Hough**  
Producer/Editor, Marketing  
& Game Entertainment




**Mason Houghtby**  
Account Manager,  
Membership Services



**Aleasiah Howard**  
Email Marketing



**Zach Ineson**  
Account Manager,  
Membership Services



**Sergio Jacobo**  
Senior Director,  
Facility Operations



**Sabrina Jiles**  
Sales Development  
Representative





**Elijah Johnson**  
Equipment Assistant




**Tim Johnston**  
Lead Turf Manager



**Adam Jones**  
Lead Turf Manager



**Erik Jones**  
Vice President,  
Technology



**Jocelyn Jones**  
Coordinator, Media  
Relations




**Owen Jones**  
Account Executive,  
Business Development



**Paye Kialain**  
Specialist, Data Privacy



**David Koeninger**  
Chief Legal Officer



**Emma Kramer**  
Director, Social Media/  
Emerging Platforms



**Annabelle Kubinski**  
Account Manager,  
Membership Services



**Michael Kwasnik**  
Account Manager,  
Membership Services



**Will Landrieu**  
Coordinator, Community  
Relations



**Paul Lange**  
Assistant, Athletic Trainer



**Brayden Lanza**  
Prep Cook



**Faith Lee**  
Player Personnel  
Coordinator



**Nathan Lee**  
Senior Manager,  
Stadium Technology



**Jeremy Leslie**  
Ticketing Manager,  
Stadium Events



**Matthew LeValley**  
Football Video  
Coordinator



**Andrew Levy**  
Director, Turf



**Marcus Lukes**  
Assistant Equipment  
Manager




**Isaiah Luna**  
Ticketing Manager,  
Stadium Events



**Keagan Lutje**  
Account Executive,  
Business Development



**Kevin Manara**  
General Counsel



**Lisa Manning**  
Senior Vice President,  
Marketing



**Michael Manzo**  
Sales Development  
Representative



**Josh Marriner**  
Director, Player  
Engagement



**Wade Martin**  
Sr. Vice President, Corporate  
Partnership & Activation




**Rio Mata**  
CRM Analyst



**Destiny May**  
Coordinator, People  
Operations



**Shaun Mayo**  
Chief People Officer



**Kyle McAuliffe**  
Kitchen Utility



**Maggie McBride**  
Assistant, Media Relations



**Griffen McClendon**  
Sales Development  
Representative



**John McKeon**  
Sr. Vice President, Business  
Intelligence & Strategy



**Stefanie Meade**  
Chief Financial Officer



**Dylan Mellen**  
Account Executive,  
Business Development



**Chris Melvin**  
Senior Director,  
Media Relations



**Shelby Meyer**  
Football Video  
Coordinator



**Marie Miller**  
Administrative Assistant/  
Receptionist



**Audrey Milliard**  
Assistant, Community  
Relations



**Dawn Miyabara**  
Event Ticketing  
Supervisor



**Roy Mizia**  
Maintenance Technician



**Landon Moe**  
Account Executive,  
Group Sales




**Taylor Mogel-Simpson**  
Senior Manager,  
Performance Nutrition



**Matthew Montes**  
Manager, Football  
Technology



**Karsten Montgomery**  
Account Manager,  
Premium Hospitality Sales



**Estelle Moreno**  
Administrative Assistant,  
Community Relations



**Isaiah Moss**  
Coordinator, Game  
Entertainment & Special Events





# FRONT OFFICE



**Jayne Mulcahy**  
Talent Acquisition  
Specialist



**Kirk Muranaka**  
Assistant Equipment  
Manager



**Jake Nadley**  
Sales Development  
Representative



**Grace Napolitano**  
Director, Business Solutions  
& Special Projects



**Mollie Nemmers**  
Coordinator, Nutrition  
Services



**Brittany Neuheisel**  
Assistant to the Owner



**Dano Norceide**  
Assistant Athletic Trainer/  
Physical Therapist



**James Novy**  
Senior Manager,  
Systems Engineering



**Dan O'Brien**  
Manager, Football  
Operations



**Carter Olsen**  
Account Manager, Premium  
Hospitality Sales



**Jim Omohundro**  
Director/Executive Producer,  
Radio & Audio Content



**Jeff Orenstein**  
Account Executive,  
Business Development



**Jacob Ortiz**  
Manager, TV/Streaming  
Programs



**Vanessa Padilla**  
Cheer Admin




**Gina Pagliuco**  
Coordinator, Ticket Sales  
& Service



**Dave Pasch**  
Radio Play-By-Play  
Announcer



**Aaron Pedigo**  
Account Manager,  
Premium Hospitality Sales



**Matt Perales**  
Account Executive,  
Group Sales



**Ryley Petoff**  
Sales Development  
Representative



**Abigail Phillips**  
Sales Development  
Representative



**Josh Pierrejean**  
Scouting Assistant




**Chris Pittenturf**  
Vice President, Analytics &  
Data Strategy



**Brandon Plinto**  
Director, Premium Sales  
& Service



**Preston Ponteras**  
Coordinator, Partnership  
Operations



**Morgan Poulson**  
Director, Club Services



**Kara Primack**  
Senior Director,  
Business Analytics



**Lacey Probst**  
Director, Stadium  
Operations



**Nick Purse**  
Director, Data Privacy



**Noah Rankin**  
Sales Development  
Representative



**Horace Raymond**  
Director, Community  
Relations



**Jared Reed**  
Assistant, Player  
Engagement



**Emilee Reese**  
Assistant Controller



**Jay Respass**  
Assistant, Football  
Operations



**Ryan Reynoso**  
Account Executive,  
Business Development



**Adam Richman**  
Community Relations/  
Alumni Program Coordinator



**Adelina Rodriguez**  
Account Manager,  
Membership Services



**Javier Rodriguez**  
Manager, International  
Marketing



**Mariah Roman**  
Assistant, Athletic Trainer



**Adam Romano**  
Manager, Premium  
Services



**Brian Rooney**  
Director, Corporate  
Partnerships



**Nathan Reuter**  
Account Manager,  
Premium Hospitality Sales



**MacKenzie Sanford**  
Manager, Ticket Operations  
Tempe



**Todd Santino**  
Account Manager,  
Premium Hospitality Sales




**Chris Schade**  
Senior Stadium Support  
Technician



**Matthew Schaper**  
Manager, Business  
Development



**Matt Seanor**  
Assistant Equipment  
Manager



**Jose Silva**  
Senior Maintenance  
Technician



**Anthony Sinnott**  
CRM Analyst



**Daisang Sisor**  
Sous, Team Chef



**Tyler Slaton**  
Sales Development Representative



**Abe Smith**  
Senior Accountant



**John Spagnola**  
Director, Performance Marketing




**Alexis Stevens**  
Director, Business Development



**Katelyn Stys**  
Manager, Partnership Activation



**Dani Sureck**  
Reporter/Producer



**Taylor Sutton**  
Equipment Assistant




**Danielle Swanberg**  
Manager, Digital Marketing



**Kathryn Tague**  
Coordinator, Social Media



**Carter Tamblin**  
Director, Football Systems



**Tara Terrazas**  
Manager, People Operations




**Gina Thobes**  
Vice President, Organizational Performance



**Nick Tice**  
Football Analyst



**Darren Urban**  
Director, Editorial Content/Senior Writer



**Kali Urbina**  
Senior Coordinator, Stadium Operations




**Noah Valles**  
Senior Prep Cook



**Alexander Vallette**  
Director, Ticket Operations



**Matthew Vaske**  
Associate Producer



**Irving Villanueva**  
Bilingual Reporter/Producer



**Fred Wallace**  
Assistant Turf Manager



**Kevin Wang**  
Video Content Producer



**Stacey Weber**  
VP, Performance Kitchen & Culinary Operations



**Tara Weston**  
Lead Team Chef




**Paige Wilkinson**  
Sales Development Representative



**Jace Williams**  
Account Executive, Business Development



**Ron Wolfley**  
Radio Play-By-Play Analyst



**Kevin Wright**  
Server Engineer



**Jianyu Yang**  
Content Creator, Social Platforms



**Elizabeth Yeast**  
Senior Director, Partnership Activation



**Andrew Yu**  
Sales Development Representative





**PLAYERS**



# ISAIAH ADAMS


74 | OFFENSIVE LINEMAN | 6-4 | 315

**COLLEGE:** Illinois

**HOMETOWN:** Ajax, Ontario

**DOB:** July 21, 2000

**ROUND 3**  
71st Overall



## NOTE CARDS

- Selected by the Cardinals in the third round (71st overall) of the 2024 NFL Draft out of Illinois, becoming just the third Fighting Illini player drafted by the Cardinals since 1982 (Will Davis--2009 and Simeon Rice--1996).
- Served as a captain in 2023 alongside Cardinals TE Tip Reiman. He and Reiman became the first set of college teammates selected with back-to-back picks by the Cardinals since 2013 and the first collegiate duo chosen by the Cards consecutively in the same round (third round) since 1960.
- Joins fellow Canadian LB Jesse Luketa on the Cardinals roster.
- Began his college career at Wilfred Laurier University in Waterloo, Ontario before coming to the U.S. to attend Garden City (KS) Community College; then transferred to University of Illinois.
- Was ranked as the #5 Canadian prospect by the CFL in 2023.

### COLLEGE CAREER:

Spent two years (2022-23) at Illinois where he started 24-of-25 games played, including 14 starts at LG, nine at RT and one at LT ... two-time All-Big Ten honoree (2022-23) ... named Academic All-Big Ten in 2023 ... came to Illinois from Garden City Community College in Kansas where he spent one season (2021), earning second-team all-conference honors, first team NJCAA D1 All-American honors after starting eight games ... went to GCCC from Wilfred Laurier University (Waterloo, Ontario) where he played two seasons (2018-19).

**2023:** Started 11-of-12 games (10 at RT and one at LG) ... served as a captain and earned All-Big Ten Academic honors ... helped Illinois rank third in passing (264.6 ypg) in the Big Ten ... helped pave the way for 510 yards of total offense (303 passing, 207 rushing) in a win vs. Florida Atlantic (9/23) ... helped open holes for a season-high 223 rushing yards on homecoming vs. Wisconsin (10/21) ... blocked for 507 passing yards in a win vs. Indiana (11/11), the second-most in program history; the team's 662 total yards of offense were the school's most since 1980.

**2022:** Started all 13 games (12 at LG and one at LT) and earned All-Big Ten honors ... won the team's Illini Power award ... part of the first offensive line in Illinois history to be named a Joe Moore Award semifinalist ... helped current Bengals RB

Chase Brown run for 1,643 yards, 10 TDs and 100+ yards in 10-of-12 games played ... blocked for a season-high 258 rushing yards in a season-opening win over Wyoming (8/27) ... helped protect current Giants QB Tommy Devito as he completed 24-of-32 pass attempts for 332 yards and three TDs vs. Tennessee-Chattanooga (9/22) ... started in the team's bowl game vs. #22 Mississippi State (1/2/23).

**2021:** Started all eight games at Garden City CC where he earned all-conference honors and first-team NJCAA D1 All-American honors.

**2019:** Started eight games at Wilfred Laurier where he was part of an offensive line that was twice recognized as the conference players of the week as the unit helped the offense run for 267 and 386 yards while not allowing a sack in either contest, respectively.


### PERSONAL:

Played football for the Durham Dolphins Football Club (Ajax, Ontario) in high school ... named the team's offensive lineman of the year three times and was a Team Ontario selection in 2016 ... also played basketball, rugby and ice hockey growing up ... earned his bachelor's degree in Sociology.

## ADAMS STATS

DATE	TEAM	GP	GS
2022	Illinois	13	13
2023	Illinois	12	11
<b>TOTALS</b>		<b>25</b>	<b>24</b>



**ANDRE BACCELLIA****82 | WIDE RECEIVER | 5-10 | 175****COLLEGE:** Washington**HOW ACQUIRED:** FA-21**YEARS NFL/CARDINALS:** 3/3**HOMETOWN:** Thousand Oaks, CA**DOB:** January 7, 1997**PRO CAREER:**

Originally signed with Kansas City as an undrafted rookie free agent on 4/26/20. Released on 8/19/20 and signed with the Patriots on 8/29/20. Released on 9/5/20 and signed with the Cardinals on 4/15/21. Released on 8/31/21 and signed to the Cardinals practice squad on 9/1/21. Signed a future contract with Arizona for the 2022 season on 1/19/22. Released on 8/29/23 and signed to the Cardinals practice squad on 8/31/23. Promoted to the active roster on 10/28/23. Released on 10/30/23 and signed to the team's practice squad on 11/1/23. Promoted to Arizona's active roster on 11/4/23. Released on 11/6/23 and signed to the team's practice squad on 11/8/23. Promoted to the active roster on 11/18/23. Released on 12/11/23 and signed to the team's practice squad on 12/12/23. Signed a future contract with Arizona on 1/9/24.

**2023:** Played in five games and had a 22-yard kickoff return ... appeared in his first game of the season vs. Bal (10/29) and returned one kick for 22 yards ... played @ Cle (11/5) ... saw game action @ Hou (11/19) ... played on offense and special teams vs. LAR (11/26) ... appeared on offense @ Pit (12/3).

**COLLEGE:**

Played 48 games in four seasons (2016-19) at Washington where he totaled 107 receptions for 1,183 yards and five TDs ... added

10 carries for 119 yards and a TD ... played in four bowl games with the Huskies -- Las Vegas Bowl (2019), Rose Bowl (2018), Fiesta Bowl (2017) and Chick-fil-A Peach Bowl (2016) -- setting a UW bowl-game record with 12 receptions for 109 yards in the Rose Bowl vs. Ohio State ... appeared in 11 games and had 29 catches for 314 yards and a career-high four TDs as a senior in 2019 ... earned the Husky coaches' offensive player of the game with career-high eight receptions in the Pac-12 Championship Game vs. Utah ... set career highs with 55 receptions and 584 receiving yards in 14 games (five starts) as a junior in 2018 ... saw action in eight games and tallied 16 catches for 187 yards during his sophomore season in 2017 ... played in 14 games during his redshirt freshman season in 2016.

**PERSONAL:**

Last name pronounced "buh-CHELL-ee" ... attended Westlake (Thousand Oaks, CA) High School where he earned PrepStar All-Region recognition with 18 receptions for 392 yards and five TDs as a senior while missing time due to injury ... helped the Warriors to an 8-3 record, the Marmonte League title and a trip to the CIF Southern Section Pac-5 playoffs ... caught 46 passes for 954 yards and 11 TDs as a junior ... also competed as a sprinter on the track and field team ... took third place with a 10.77-second 100-meter dash in the Ventura County Championships as a senior ... majored in sociology.

**BACCELLIA CAREER STATS**

DATE	TEAM	GP		RECEIVING					RUSHING				
		GP	GS	NO.	YDS.	AVG.	LG	TD	NO.	YDS.	AVG.	LG	TD
2022	Cardinals	8	0	7	45	6.4	11	0	0	0	0.0	0	0
2023	Cardinals	5	0	0	0	0.0	0	0	0	0	0.0	0	0
<b>NFL TOTALS</b>		<b>13</b>	<b>0</b>	<b>7</b>	<b>45</b>	<b>6.4</b>	<b>11</b>	<b>0</b>	<b>0</b>	<b>0</b>	<b>0.0</b>	<b>0</b>	<b>0</b>

**SINGLE-GAME HIGHS: OFFENSIVE**

**Receptions** 2 vs. Los Angeles Rams, Sep 25, 2022  
...1 more at 2.

**Receiving Yards** 13 vs. Los Angeles Rams, Sep 25, 2022

**Longest Reception** 11 at Las Vegas Raiders, Sep 18, 2022

**All-Purpose Yards** 22 vs. Baltimore Ravens, Oct 29, 2023

**Kickoff Returns** 1 vs. Baltimore Ravens, Oct 29, 2023

**Kickoff Return Yards** 22 vs. Baltimore Ravens, Oct 29, 2023

**Longest Kickoff Return** 22 vs. Baltimore Ravens, Oct 29, 2023



# MARKUS BAILEY

41 | LINEBACKER | 6-1 | 235

**COLLEGE:** Purdue

**HOW ACQUIRED:** FA-24

**YEARS NFL/CARDINALS:** 5/1

**HOMETOWN:** Columbus, OH

**DOB:** March 7, 1997



## PRO CAREER:

Drafted by Cincinnati in the seventh-round (215th overall) of the 2020 NFL Draft. Signed a one-year contract with the Cardinals on 5/7/24.

**2023:** Appeared in all 17 games where he had three tackles on defense ... also played 309 snaps on special teams where he had seven tackles, both the second most on the team ... five of his special teams tackles came during a six-game span (Games 9-14).

## COLLEGE:

Played five seasons (2015-19) at Purdue where he appeared in 45 games (40 starts) and registered 326 tackles, 28 tackles for loss, 13.5 sacks, 13 passes defended, six INTs (one returned for a TD), two forced fumbles and a fumble recovery ... three-time Academic All-Big Ten honoree (2016-18) ... served as a captain in 2019 and played in four games (two starts) where he had 14

tackles (two for loss) and one sack prior to injuring his knee ... in 2018, started all 13 games and set team highs with 115 tackles and 5.5 sacks; added nine tackles for loss, three passes defended, one forced fumble and one INT which he returned 41 yards for a TD ... played all 13 games in 2017 and had 89 tackles (11 for loss), 7.0 sacks, three passes defended, one INT, one forced fumble and one fumble recovery ... in 2016, started all 12 games and had a team-high four INTs which he returned for 44 yards; added 97 tackles, six tackles for loss and six passes defended ... played three games in 2015 and had 11 tackles and a pass defended.

## PERSONAL:

Attended Hilliard (OH) Davidson High School where he earned all-district and all-metro honors as a senior in 2014 and was ranked as a three-star recruit by ESPN.com ... totaled 260 tackles, seven INTs and six forced fumbles in his final two seasons ... earned his bachelor's degree in Movement and Sport Sciences and his master's degree in Leadership.

## BAILEY CAREER STATS

DATE	TEAM	GP	GS	TACKLES								INTERCEPTIONS					FUMBLES				ST					MISC			
				TK	S	A	TFL	YDS	SK	YDS	QBH	NO	YDS	LG	TD	PD	FF	FR	TD	YDS	TK	S	A	FF	FR	S	A		
2020	Bengals	11	0	0	0	0	0	0	0	0.0	0.0	0	0	0	0	0	1	0	0	0	0	1	1	0	0	0	0	0	0
2021	Bengals	16	3	37	20	17	0	0	0.5	4.0	1	0	0	0	0	3	0	0	0	0	1	1	0	0	0	0	0	0	
2022	Bengals	16	1	13	9	4	2	11	0.0	0.0	0	0	0	0	0	0	0	0	0	0	11	9	2	0	0	0	0	0	
2023	Bengals	17	0	3	2	1	0	0	0.0	0.0	0	0	0	0	0	0	0	0	0	0	7	4	3	0	0	0	0	0	
<b>NFL TOTALS</b>		<b>60</b>	<b>4</b>	<b>53</b>	<b>31</b>	<b>22</b>	<b>2</b>	<b>11</b>	<b>0.5</b>	<b>4.0</b>	<b>1</b>	<b>0</b>	<b>0</b>	<b>0</b>	<b>0</b>	<b>4</b>	<b>0</b>	<b>0</b>	<b>0</b>	<b>0</b>	<b>20</b>	<b>15</b>	<b>5</b>	<b>0</b>	<b>0</b>	<b>0</b>	<b>0</b>	<b>0</b>	

## SINGLE-GAME HIGHS: DEFENSIVE

**Total Tackles** 11 at Cleveland Browns, Jan 09, 2022  
**Solo Tackles** 7 at Cleveland Browns, Jan 09, 2022  
**Sacks** 0.5 at Denver Broncos, Dec 19, 2021

**Passes Defended** 1 at Cleveland Browns, Jan 09, 2022  
 ...3 more at 1.  
**Special Teams Tackles** 1 at New York Jets, Oct 31, 2021  
 ...1 more at 1.

## SINGLE-GAME HIGHS - POSTSEASON: DEFENSIVE

**Total Tackles** 2 at Tennessee Titans, Jan 22, 2022  
**Solo Tackles** 1 vs. Las Vegas Raiders, Jan 15, 2022

**Special Teams Tackles** 2 at Tennessee Titans, Jan 22, 2022



**BUDDA BAKER****3 | SAFETY | 5-10 | 195****COLLEGE:** Washington**HOW ACQUIRED:** D2-17**YEARS NFL/CARDINALS:** 8/8**HOMETOWN:** Bellevue, WA**DOB:** January 10, 1996

**PRO BOWL SELECTION: 2017, 2019, 2020, 2021, 2022, 2023**
**NOTECARDS**

- Selected by the Cardinals in the second round (36th overall) of the 2017 NFL Draft out of Washington.
- Voted a team captain for the fourth consecutive year in 2023.
- Earned his sixth Pro Bowl (fifth consecutive as a starter at safety) in 2023. Became just the third player in Cardinals history to receive at least six Pro Bowl nods in his first seven NFL seasons joining Patrick Peterson (7) and Ollie Matson (6).
- Leads all NFL DBs in total tackles (719) and solo tackles (512) since entering the NFL in 2017.
- Has 26 career outings with double-digit tackles, which easily leads all NFL DBs dating back to 2017. Had a team-high four games with 10+ tackles in 2023.
- Ranked second on the team with 87 tackles (five for loss) in 2023 despite missing five games due to injury. Marked his sixth consecutive season of 85+ tackles, the longest active streak among NFL DBs.
- Led the team with 111 tackles in just 15 games in 2022, adding seven passes defended, two INTs, two QB hits and a fumble recovery.
- In 2021, was named a team captain and earned Pro Bowl and second-team All-Pro honors after posting 98 tackles and establishing career-best marks in INTs (three) and passes defended (seven). Also added a fumble recovery, six tackles for loss and three QB hits.
- Named a team captain for the first time in his career in 2020, earned first-team All-Pro honors and was selected to his third Pro Bowl (second consecutive at safety) after tying for the NFL lead among DBs with 118 tackles while adding seven tackles for loss, 2.0 sacks, three QB hits, two INTs, six passes defended and a forced fumble in 15 games (all starts).
- Named "NFC Defensive Player of the Month" in October of 2020 and "NFC Defensive Player of the Week" in Week 6 of the 2020 season. Became just the fourth player in franchise history to earn "NFC Defensive Player of the Month" honors after totaling 31 tackles, 2.0 sacks, two INTs (90 return yards), three tackles for loss, three QB hits, two passes defended and a forced fumble in just three games.
- Earned his second Pro Bowl nod (first as a safety) in 2019 after all 16 games and leading all NFL DBs with a career-high 147 tackles (including a league-high 104 solo tackles). Added seven tackles for loss, six passes defended, six QB hits, a half-sack, a forced fumble and a fumble recovery.
- In 2018, appeared in 14 games (13 starts) and totaled 107 tackles, eight tackles for loss, 2.0 sacks, three QB pressures, four QB hits, two passes defended, a forced fumble and two fumble recoveries (one returned 36 yards for his first career TD); one of just three NFL safeties with 100+ tackles, 2.0+ sacks and 8+ tackles for loss in 2018, according to league statistics.
- Named first-team All-Pro and was voted to the Pro Bowl for his work on special teams as a rookie in 2017 after he led the Cardinals and ranked third in the NFL with 16 special teams tackles. One of just four rookies named to the Pro Bowl in 2017 and became just the fifth Cardinals rookie since the 1970 merger to earn the honor.
- During a remarkable prep career at Bellevue High School, won five team state titles (three in football, two in track & field) and eight individual state titles in track & field. In football, he played on three consecutive 14-0 teams that won three consecutive 3A state championships.
- Given first name is Bishard. Nicknamed "Budda" by his mother and aunt when he was a child and the name stuck.

**PRO CAREER:**

Drafted in the second round (36th overall) of the 2017 NFL Draft after Arizona traded up nine spots (from 45th to 36th) to acquire the University of Washington product. Agreed to terms on a four-year extension on 8/25/20 that will keep him under contract with the Cardinals through the 2024 season.

**2023:** Named a team captain for the fourth consecutive season and started all 12 games he appeared in (missed five games due to hamstring injury) ... selected to sixth Pro Bowl (fifth consecutive at safety), becoming the only safety in the NFL named to the Pro Bowl each of the last five seasons (2019-23) ... totaled 87 tackles (five for loss), the second most on the team ... had five tackles in the season opener @ Was (9/10) ... inactive (hamstring) vs. NYG (9/17) ... had six tackles (one for loss) in his return to the field @ Sea (10/22) ... had a team-

high 10 tackles @ Cle (11/5) ... had 10 tackles vs. Atl (11/12), marking the fifth time he had 10+ tackles in back-to-back games ... led the team with nine tackles vs. LAR (11/26) ... had eight tackles (two for loss) @ Pit (12/3) ... had 10 tackles @ Chi (12/24)... totaled four tackles (two for loss) @ Phi (12/31) ... led the team with 10 tackles in the season finale vs. Sea (1/7/24), marking the 26th time in his career he registered 10+ tackles in a game, the most among DBs since he entered the NFL in 2017.

**COLLEGE:**

In three seasons at Washington, started all 40 games he appeared in and totaled 200 tackles, 13.5 tackles for loss, 4.0 sacks, five INTs, 24 passes defended and three forced fumbles ... a consensus NCAA All-American in 2016, was also a two-time first-team All-Pac-12 selection ... started all 14 games and led the Huskies with 71 total tackles and 10 tackles for loss, while



adding a career-high three sacks with two INTs, eight passes defended and a forced fumble as a junior in 2016 ... named first-team All-American by the Sporting News, Sports Illustrated, Football Writers and FOX Sports ... semi-finalist for the Bednarik Award (nation's top defensive player) and Jim Thorpe Award (nation's top defensive back) ... also named second-team Academic All-Pac-12 ... named first-team All-Pac-12 after starting all 12 games he appeared in and recorded 49 tackles, two INTs, 1.5 tackles for loss and a career-high nine passes defended as a sophomore in 2015 ... named honorable mention Academic All-Pac-12 ... as a true freshman in '14, started all 14 games at safety and earned honorable mention All-Pac-12 honors after he recorded a career-high 80 tackles, a sack, an INT, seven passes defended and two forced fumbles ... notched first-career INT (a one-handed, circus catch) vs. Oklahoma State in the Cactus Bowl.

**PERSONAL:**

Played safety, running back and was a return specialist on three straight 14-0 teams at Bellevue (WA) High School ... won three

consecutive 3A state championships ... Associated Press and Seattle Times State Player of the Year in 2013 and the 2013-14 Seattle Times Male Athlete of the Year (all sports) ... also first-team All-State at both DB and all-purpose and was the 3A state Player of the Year ... MaxPreps All-America first-team selection as a senior ... rushed for 101 yards and a score as Bellevue cruised to its sixth straight title with a 52-20 win over Eastside Catholic in the 2013 state title game ... earned MaxPreps Junior All-America first-team honors in 2012 ... scored on a 61-yard run and a 71-yard punt return in the 2012 state championship game ... named to MaxPreps Sophomore All-America second-team in 2011 ... scored on an 89-yard kickoff return in Bellevue's 2011 state title victory over O'Dea ... also an outstanding sprinter on the track team ... as a senior, led Bellevue to the state title, winning the 100 meters, the 200 meters and the 4x100 relay ... won the 3A state title in the 100 meters (10.77), the 4x100 relay (41.63) and the 4x400 relay (3:20.12) while taking third in the long jump (22-08.25) as a junior in 2013, when Bellevue won the team title ... won the 4x100 and the 4x400 and took fourth in the long jump and fifth in the 200 as a sophomore in 2012.

**BAKER CAREER STATS**

DATE	TEAM	GP	GS	TACKLES							QBH	INTERCEPTIONS					FUMBLES				ST				
				TK	S	A	TFL	YDS	SK	YDS		NO	YDS	LG	TD	PD	FF	FR	TD	YDS	TK	S	A	FF	FR
2017	Cardinals	16	7	58	45	13	3	9	1.0	7.0	2	0	0	0	0	7	2	1	0	0	16	13	3	0	0
2018	Cardinals	14	13	100	77	23	8	23	2.0	20.5	3	0	0	0	0	1	1	2	1	34	2	1	1	0	0
2019	Cardinals	16	16	147	104	43	7	9	0.5	4.0	2	0	0	0	0	6	1	1	0	0	0	0	0	0	0
2020	Cardinals	15	15	118	90	28	7	38	2.0	23.0	3	2	90	90	0	6	1	0	0	0	0	0	0	0	0
2021	Cardinals	17	17	98	63	35	6	13	2.0	5.0	3	3	101	77	0	7	0	1	0	5	0	0	0	0	0
2022	Cardinals	15	15	111	75	36	1	2	0.0	0.0	2	2	54	53	0	7	1	0	0	0	0	0	0	0	0
2023	Cardinals	12	12	87	58	29	5	18	0.0	0.0	0	0	0	0	0	0	0	0	0	0	0	0	0	0	0
<b>NFL TOTALS</b>		<b>105</b>	<b>95</b>	<b>719</b>	<b>512</b>	<b>207</b>	<b>37</b>	<b>112</b>	<b>7.5</b>	<b>59.5</b>	<b>15</b>	<b>7</b>	<b>245</b>	<b>90</b>	<b>0</b>	<b>34</b>	<b>6</b>	<b>5</b>	<b>1</b>	<b>39</b>	<b>18</b>	<b>14</b>	<b>4</b>	<b>0</b>	<b>0</b>

**BAKER POSTSEASON STATS**

DATE	TEAM	GP	GS	TACKLES							QBH	INTERCEPTIONS					FUMBLES				ST					MISC		
				TK	S	A	TFL	YDS	SK	YDS		NO	YDS	LG	TD	PD	FF	FR	TD	YDS	TK	S	A	FF	FR	S	A	
2021	Cardinals	1	1	4	2	2	0	0	0.0	0.0	0	0	0	0	0	0	0	0	0	0	0	0	0	0	0	0	0	0
<b>NFL TOTALS</b>		<b>1</b>	<b>1</b>	<b>4</b>	<b>2</b>	<b>2</b>	<b>0</b>	<b>0</b>	<b>0.0</b>	<b>0.0</b>	<b>0</b>	<b>0</b>	<b>0</b>	<b>0</b>	<b>0</b>	<b>0</b>	<b>0</b>	<b>0</b>	<b>0</b>	<b>0</b>	<b>0</b>	<b>0</b>	<b>0</b>	<b>0</b>	<b>0</b>	<b>0</b>	<b>0</b>	<b>0</b>

**SINGLE-GAME HIGHS: DEFENSIVE**

**Total Tackles** 15 at San Francisco 49ers, Sep 13, 2020  
...1 more at 15.

**Solo Tackles** 12 at San Francisco 49ers, Nov 17, 2019

**Sacks** 1.0 at Dallas Cowboys, Jan 02, 2022  
...5 more at 1.0.

**Passes Defensed** 3 vs. San Francisco 49ers, Oct 31, 2019

**Forced Fumbles** 2 at Houston Texans, Nov 19, 2017

**Fumble Recoveries** 1 at Los Angeles Rams, Oct 03, 2021  
...4 more at 1.

**Tackles For Loss** 2 at Philadelphia Eagles, Dec 31, 2023  
...6 more at 2.

**Interceptions** 1 at Denver Broncos, Dec 18, 2022  
...6 more at 1.

**Interception Long Return** 90 vs. Seattle Seahawks, Oct 25, 2020

**Special Teams Tackles** 3 at San Francisco 49ers, Nov 05, 2017  
...1 more at 3.

**Longest Opp Fumble Return** 36 at Minnesota Vikings, Oct 14, 2018

**SINGLE-GAME HIGHS - POSTSEASON: DEFENSIVE**

**Total Tackles** 4 at Los Angeles Rams, Jan 17, 2022

**Solo Tackles** 2 at Los Angeles Rams, Jan 17, 2022

**Additional Statistics:** TDs: Fumble Recovery: 36 yards at Minnesota Vikings, Oct 14, 2018



# KRYS BARNES

51 | LINEBACKER | 6-2 | 229

COLLEGE: UCLA

HOW ACQUIRED: UFA-23 (GB)

YEARS NFL/CARDINALS: 5/2

HOMETOWN: Bakersfield, CA

DOB: April 2, 1998



## NOTE CARDS

- Signed a one-year contract with the Cardinals on 3/28/23. Barnes entered the NFL as an undrafted free agent with Green Bay in 2020 and spent his first three NFL seasons (2020-22) with the Packers.
- Started six of 16 games played in his first season with Arizona in 2023, totaling 53 tackles, three tackles for loss, a QB hit, his first career INT and two tackles on special teams.
- During his time in Green Bay, appeared in 35 regular season games (24 starts), collecting 186 tackles, 3.0 sacks, nine tackles for loss, four passes defended, one forced fumble and one fumble recovery. He also started all three postseason games for the Packers between 2020-21.
- Started at ILB in his NFL debut (at Minnesota in 2020), becoming the first undrafted rookie LB to start a Week 1 contest for the Packers since the 1970 NFL/AFL merger.

### PRO CAREER:

Originally signed with the Green Bay Packers as a rookie free agent out of UCLA on 4/29/20. Released by the Packers on 9/5/20 and signed to the team's practice squad on 9/6/20. Elevated from the practice squad to the active roster on 9/12/20. Re-signed with Green Bay on 4/18/22, signing a one-year contract as an exclusive rights free agent. Signed a one-year contract with the Cardinals on 3/28/23. Re-signed with Arizona to a one-year contract on 3/13/24.

**2023:** Appeared in all but one game making six starts ... totaled 53 tackles, a career-high six passes defended, three tackles for loss, one QB hit and an INT which he returned 46 yards ... had two tackles in his Cardinals debut @ Was (9/10) ... had seven tackles, one tackle for loss and one pass defended in his first start with the team vs. NYG (9/17) ... had seven tackles and matched a career-high with two passes defended vs. Dal (9/24) ... played @ SF (10/1) ... saw action vs. Cin (10/8) ... played @ LAR (10/15) ... had a special teams tackle @ Sea (10/22) ... inactive (hamstring) vs. Bal (10/29) ... had a special teams tackle @ Cle (11/5) ... played vs. Atl (11/12) ... had three tackles, two passes defended and an INT of Texans QB C.J. Stroud, which he returned 46 yards; the INT return marked just the third of 45+ yards by a Cardinals LB since at least 2000 ... had seven tackles (one for loss) vs. LAR (11/26) ... had four tackles @ Pit (12/3) ... had one tackle vs. SF (12/17) ... had a season-high nine tackles @ Chi (12/24) ... led the team with seven tackles (including one for loss) @ Phi (12/31) and added

one QB hit ... had six tackles and one pass defended vs. Sea (1/7/24).

### COLLEGE:

Played in 43 games (31 starts) in his four seasons (2016-19) at UCLA, recording 212 tackles, 21 tackles for a loss, 5.0 sacks, a forced fumble, two INTs and 15 passes defended ... as a senior in 2019, started all 11 games he played and recorded 74 tackles, 10 tackles for a loss (matched his career high), a career-best 4.0 sacks, a forced fumble, an INT and a career-high eight passes defended ... earned honorable mention All-Pac-12 honors from the league's coaches ... as a junior in 2018, started all 12 contests, ranking 2nd on the team in tackles (85) and tackles for a loss (10) ... added a sack, an INT, seven passes defended and a QB hit ... as a sophomore in 2017, played in 10 games (eight starts), finishing with 50 tackles and a tackle for a loss ... saw action in 10 games as a true freshman in 2016, primarily playing on special teams.

### PERSONAL:

Attended Liberty (Bakersfield, CA) High School where he posted 78 tackles and six tackles for a loss as a senior in 2015 ... listed as the #9 inside linebacker in the country by ESPN and the #7 ILB in the nation by Scout.com ... registered 130 tackles as a junior in 2014 ... during his time with the Bruins, was named to the Athletic Director's Honor Roll in Winter of 2017, Spring of 2018 and Winter of 2020 ... earned a degree in Sociology.

## BARNES CAREER STATS

DATE	TEAM	GP	GS	TACKLES							QBH	INTERCEPTIONS					FUMBLES				ST					MISC		
				TK	S	A	TFL	YDS	SK	YDS		NO	YDS	LG	TD	PD	FF	FR	TD	YDS	TK	S	A	FF	FR	S	A	
2020	Packers	13	10	78	47	31	5	15	1.0	5.0	1	0	0	0	0	0	1	0	0	0	2	2	0	0	0	0	0	0
2021	Packers	16	13	79	56	23	4	13	1.0	8.0	1	0	0	0	0	4	0	1	0	1	2	2	0	0	1	0	0	0
2022	Packers	6	1	29	17	12	0	0	1.0	0.0	1	0	0	0	0	0	0	0	0	0	0	0	0	0	0	0	0	0
2023	Cardinals	16	6	53	34	19	3	4	0.0	0.0	1	1	46	46	0	6	0	0	0	0	2	2	0	0	0	0	0	0
<b>NFL TOTALS</b>		<b>51</b>	<b>30</b>	<b>239</b>	<b>154</b>	<b>85</b>	<b>12</b>	<b>32</b>	<b>3.0</b>	<b>13.0</b>	<b>4</b>	<b>1</b>	<b>46</b>	<b>46</b>	<b>0</b>	<b>10</b>	<b>1</b>	<b>1</b>	<b>0</b>	<b>1</b>	<b>6</b>	<b>6</b>	<b>0</b>	<b>0</b>	<b>1</b>	<b>0</b>	<b>0</b>	<b>0</b>





**BARNES POSTSEASON STATS**

DATE	TEAM	GP	GS	TACKLES								INTERCEPTIONS					FUMBLES				ST		MISC				
				TK	S	A	TFL	YDS	SK	YDS	QBH	NO	YDS	LG	TD	PD	FF	FR	TD	YDS	TK	S	A	FF	FR	S	A
2020	Packers	2	2	13	8	5	0	0	0.0	0.0	0	0	0	0	0	1	0	0	0	0	0	0	0	0	0	0	0
2021	Packers	1	1	7	4	3	1	1	0.0	0.0	0	0	0	0	0	0	0	0	0	0	0	0	0	0	0	0	
<b>NFL TOTALS</b>		<b>3</b>	<b>3</b>	<b>20</b>	<b>12</b>	<b>8</b>	<b>1</b>	<b>1</b>	<b>0.0</b>	<b>0.0</b>	<b>0</b>	<b>0</b>	<b>0</b>	<b>0</b>	<b>1</b>	<b>0</b>	<b>0</b>	<b>0</b>	<b>0</b>	<b>0</b>	<b>0</b>	<b>0</b>	<b>0</b>	<b>0</b>	<b>0</b>	<b>0</b>	

**SINGLE-GAME HIGHS: DEFENSIVE**

- Total Tackles** 14 at Chicago Bears, Jan 03, 2021
- Solo Tackles** 8 at Chicago Bears, Jan 03, 2021
- Sacks** 1.0 vs. Tennessee Titans, Nov 17, 2022  
...2 more at 1.0.
- Passes Defensed** 2 at Houston Texans, Nov 19, 2023  
...2 more at 2.
- Forced Fumbles** 1 vs. Carolina Panthers, Dec 19, 2020
- Fumble Recoveries** 1 vs. Detroit Lions, Sep 20, 2021
- Tackles For Loss** 2 at Minnesota Vikings, Sep 13, 2020
- Interceptions** 1 at Houston Texans, Nov 19, 2023
- Special Teams Tackles** 1 at Cleveland Browns, Nov 05, 2023  
...5 more at 1.
- Special Teams Fumble Recoveries** 1 vs. Los Angeles Rams, Nov 28, 2021

**SINGLE-GAME HIGHS - POSTSEASON: DEFENSIVE**

- Total Tackles** 10 vs. Los Angeles Rams, Jan 16, 2021
- Solo Tackles** 7 vs. Los Angeles Rams, Jan 16, 2021
- Passes Defensed** 1 vs. Los Angeles Rams, Jan 16, 2021
- Tackles For Loss** 1 vs. San Francisco 49ers, Jan 22, 2022

**CARDINALS INTRODUCE FIRST-OF-THEIR-KIND FIELD-LEVEL SEATING EXPERIENCES**

*Two-Level Casitas and Pair of Private, Field-Level Clubs Highlight New Luxury Offerings for 2024*

The Arizona Cardinals marked the beginning of the NFL's new league year by unveiling bold plans to re-shape the in-stadium experience in ways that will re-define the standards and expectations for high-end, premium spectator offerings not only in Arizona but across the sports landscape.

In 2023, the Cardinals had the least expensive gameday experience in the NFL according to Team Marketing Report's 2023 Fan Cost Index and affordability will remain in 2024. In addition, those fans seeking an unparalleled, upscale way to enjoy Cardinals games at State Farm Stadium will have an array of breath-taking new options starting this season.

These innovative, new premium products are characterized by two primary features. First, they offer some of the most unique, exclusive, comfortable, and convenient luxury experiences available in sports. And secondly, their proximity to the field – literally just feet away from the sidelines - means only the players in the game will be closer to the action.

**SOUTH END OF STATE FARM STADIUM**

**CASITAS:** Perhaps the most unique of the new product offerings, these custom-built, field-level luxury casitas are designed specifically for State Farm Stadium and introduce a concept never before seen in the industry. The NFL equivalent of beachfront property, they sit just feet from the south end zone and the game action has the potential to literally come into your casita. With space for 20 guests, these two-level casitas allow guests the opportunity to watch the game from multiple locations, including its spacious "front yard" or well-appointed rooftop deck. Inside, guests can relax, enjoy the sights and sounds of the game or follow the action on their large television screen. Additional amenities include exclusive valet parking, a private stadium entrance and all-inclusive premium food and beverage options. Guests won't just attend the game. They will experience it from their home in the end zone.



**CASITA GARDEN CLUB:** Fans can elevate their gameday experience with access to the exclusive Casita Garden Club. The spacious 13,400-square foot club has the feel of an outdoor garden patio situated inside an NFL stadium. Located at the south end of field level directly behind the Casitas, this area spans the width of the south end zone. Its location on the field level just feet away from the home locker room offers an incredible, behind-the-scenes perspective as Cardinals players make their way to the playing field. Guests will enjoy an array of all-inclusive high-end menu offerings and handcrafted cocktails, beer and wine. Leaving the club, they are just a few steps away from some of the best seats in the house, in either their private field box or luxury casita. The club opens three hours prior to the game and remains available an hour after.

**FIELD BOXES:** Located on the east and west sidelines at the south end of the playing field, these private four and six-person field boxes offer the ultimate in terms of comfort and proximity to the action. Guests will be among the first anywhere to enjoy a game from a Monaco Dream Seat, a large, comfortable leather seat that is being used for the first time at any stadium in the world.

Exclusive not only because of their prime on-field location but also their scarcity; only 66 total seats are available on each side of the field. Each box features its own private TV and membership in this area also provides access to the Casita Garden Club with all that it offers.

**NORTH END OF STATE FARM STADIUM**

**MORGAN ATHLETIC CLUB HOSTED BY THE GLOBAL AMBASSADOR:** In partnership with The Global Ambassador - Arizona's prestigious luxury hotel created by prolific hospitality and restaurant innovator Sam Fox - this ground-breaking collaboration will offer an unparalleled luxury experience at State Farm Stadium starting this season.

Part of the new luxury offerings available at State Farm Stadium in 2024, "Morgan Athletic Club" – which borrows from the Cardinals' original name when they were founded in 1898 – is a high-end club located at the north end of field level and just steps away from the playing field. Spanning nearly 12,500 square feet, its vibe is a throwback to that of a private, 1920s supper club with low lighting and a lavishly furnished moody lounge. Since its debut in December 2023, The Global Ambassador has quickly established itself as Arizona's boldest new luxury hotel. The Global Ambassador is internationally inspired and seamlessly blends exceptional hospitality, culinary artistry, and wellness experiences within one precisely curated destination.

**SIDELINE AND END ZONE FIELD SEATS:** After enjoying all the perks and amenities of the stunning Morgan Athletic Club, guests make a short walk to their amazingly comfortable seats either on the sideline or looking head-on at the action from the north end zone. It's so close that the game action just may land in their lap. Those in the west sideline location have the additionally unique perspective of being right by the visiting team tunnel. These luxurious seats are some of the widest and most comfortable in the stadium.

**TUNNEL SUITES:** One of the newest and most exclusive suite offerings available for Cardinals games, these two uniquely spacious suites can accommodate up to 12 guests. All-inclusive food and beverage offerings are provided to members in this area that is located just steps from the back of the end zone and Morgan Athletic Club.





# JACKSON BARTON

66 | OFFENSIVE LINEMAN | 6-7 | 302


**COLLEGE:** Utah

**HOW ACQUIRED:** UFA-23 (LV)

**YEARS NFL/CARDINALS:** 4/2

**HOMETOWN:** Park City, UT

**DOB:** August 8, 1995



**PRO CAREER:**

Selected by the Indianapolis Colts in the seventh round (240th overall) of the 2019 NFL Draft out of Utah. Released by the Colts on 8/31/19 and signed to the team's practice squad on 9/1/19. Signed from Indianapolis practice squad to Kansas City's active roster on 11/11/19. Released by the Chiefs on 9/5/20 and acquired via waivers by the New York Giants on 9/6/20. Re-signed with the Giants on 1/5/21, signing a one-year contract as an exclusive rights free agent. Released by the Giants on 8/31/21 and signed to the team's practice squad on 9/1/21. Signed from Giants practice squad to the Las Vegas Raiders active roster on 9/21/21. Released by the Raiders on 10/1/22 and added to the team's practice squad on 10/4/22. Signed to the Las Vegas active roster on 10/26/22. Signed a one-year contract with the Arizona Cardinals on 4/14/23. Released by the Cardinals on 8/29/23 and signed to Arizona's practice squad on 8/31/23. Elevated to the Cardinals active roster on 9/9/23. Elevated to the Cardinals active roster on 11/11/23. Elevated to Arizona's active roster on 1/6/24. Signed a future contract with Arizona on 1/9/24.

**2023:** Saw action in one game for the Cardinals, seeing action on special teams @ Was (9/10) ... active but DNP vs. Atl (11/12) and vs. Sea (1/7/24).

**COLLEGE:**

Played 53 games (29 starts) in four years (2015-18) at Utah ... as a senior in 2018, was a first-team All-Pac 12 selection after starting all 14 games and helping the team rush for 2,520 yards and 23 TDs on their way to the South Division title ... as a junior in 2017, started all 13 games and was part of an offensive line that helped the Utes average 413.4 yards per game and run for 2,577 yards on the season ... as a redshirt sophomore in 2016, played 13 games (two starts) ... as a redshirt freshman in 2015, played all 13 games on special teams and 11 at left tackle ... redshirted as a true freshman in 2014.

**PERSONAL:**

Attended Brighton (Cottonwood Heights, UT) High School where he earned first-team 5A All-State honors as a junior and senior (2012-13) and second-team as a sophomore (2011) ... ranked No. 7 nationally at his position and No. 1 overall in Utah by Rivals.com ... led his team to the 2013 5A Utah state championship game as a senior ... also played basketball ... father, Paul, played football and baseball at Utah ... mother, Mikki Kane-Barton, was a two-time All-American basketball player at Utah, played two seasons of volleyball for the Utes and is a member of Utah's Crimson Club Hall of Fame ... brother, Cody, played linebacker at Utah and was drafted by the Seahawks in the third-round (88th overall) of the 2019 NFL Draft; Cody played four seasons in Seattle before signing with Washington as a free agent in 2023.

## BARTON CAREER STATS

DATE	TEAM	GP	GS
2021	Raiders	2	0
2022	Raiders	6	0
2023	Cardinals	1	0
<b>NFL TOTALS</b>		<b>9</b>	<b>0</b>



# KELVIN BEACHUM

**68 | OFFENSIVE LINEMAN | 6-3 | 308**


**COLLEGE:** Southern Methodist

**HOW ACQUIRED:** FA-20

**YEARS NFL/CARDINALS:** 13/5

**HOMETOWN:** Mexia, TX

**DOB:** June 8, 1989



## NOTE CARDS

- Originally selected by Pittsburgh in the seventh round (248th overall) of the 2012 NFL Draft, has started 149-of-163 games played with the Steelers (2012-15), Jaguars (2016), Jets (2017-19) and Cardinals (2020-23) during his NFL career.
- Has started 51-of-60 games (50 regular season; 1 postseason) he has appeared in during the last four seasons (2020-23) with the Cardinals after joining the team as a free agent in 2020.
- His 149 starts during the regular season have come at left tackle (96), right tackle (52) and tight end (1). Of his 51 starts with Arizona (including postseason), 48 have come at right tackle and three at left tackle.
- Was the only offensive player - and joined S Jalen Thompson as the only players at any position - to start all 17 games for the Cardinals in 2022.
- In 2021, started all 15 regular season games he appeared in and also started the team's Wild Card matchup (15 starts at RT; 1 start at LT). Part of an offense that ranked in the NFL's top 10 for passing yards (4,619), rushing yards (2,076) and rushing TDs (23). Also helped Cardinals offense post the second-most total net yards (6,352) and score the second-most points (449) in franchise history.
- Named the Week 10 NFLPA Community MVP in 2022 after donating \$5,000 to the United Food Bank so he and his fellow linemen could host a drive-thru food distribution event that fed 200 families in need at Eisenhower Center for Innovation in Mesa, AZ. It was the fifth time that Beachum has been named NFLPA Community MVP since the NFLPA launched the program in 2014, the most for any player since the award's inception.
- Selected as the Arizona Cardinals/Walter Payton NFL Man of the Year in 2021 after previously being named the New York Jets/Walter Payton NFL Man of the Year in 2018. The 2018 United Way Hometown Hero, Beachum currently serves as a task force member for the Players Coalition.

### PRO CAREER:

Selected by Pittsburgh in the seventh round (248th overall) of the 2012 NFL Draft. Signed a one-year contract with Jacksonville as an unrestricted free agent on 3/16/16. Signed a three-year contract with the Jets as an unrestricted free agent on 3/11/17. Signed a one-year contract with Arizona on 7/17/20. Agreed to terms with the Cardinals to a two-year contract on 3/16/21. Re-signed with Arizona to a two-year deal on 3/14/23

**2023:** Appeared in 11 games including two starts at LT ... inactive with a hand injury for the season opener @ Was (9/10) ... active but DNP in the next five games ... made his season debut @ Sea (10/22) ... played vs. Bal (10/29) ... played @ Cle (11/5) ... started at LT and helped block for 122 rushing yards and two TDs on 26 carries (4.7 avg.) vs. Atl (11/12); Atlanta had allowed an NFL-low two rushing TDs over its first nine games ... played on special teams @ Hou (11/19) ... appeared on special teams vs. LAR (11/26) ... played on special teams @ Pit (12/3) ... played on special teams vs. SF (12/17) ... appeared on special teams @ Chi (12/24) ... played on offense and special teams @ Phi (12/31) ... started at LT in the season finale vs. Sea (1/7/24) and helped block for the offense to run for over 200 yards, including a career-high 150 rushing yards from RB James Conner; it marked an NFL-high fourth game in 2023 that the Cards ran for 200+ yards.

### COLLEGE:

Started all 52 games at left tackle in four seasons at SMU and earned first-team Conference USA honors following his junior campaign ... as a senior in 2011, was selected to the Lombardi Award and Outland Award watch lists and was named to the

Conference USA All-Academic Team ... served as a student representative to the SMU Board of Trustees ... was on SMU President R. Gerald Turner's Commission on Substance Abuse, the Student Affairs Leadership Council, the SMU Athletic Council and the Apple Committee (a drug awareness group for student-athletes) ... presented the Commencement address to fellow 2012 graduates of Annette Caldwell Simmons School of Education and Human Development ... started all 12 games during his senior season, blocking for an offense that ranked third in the league in passing ... served as SMU's Student-Athlete Advisory Committee (SAAC) President ... as a junior in 2010, started all 14 games and was named first-team Conference USA after blocking for an offense that totaled a school-record 3,861 passing yards and added 1,943 yards on the ground ... as a sophomore in 2009, started all 13 games and blocked for an SMU offense that passed for a then school-record 3,666 yards, scored a school-record 380 points and rolled up a school-record 5,093 yards of total offense ... one of 12 student-athletes to receive the fall C-USA Spirit of Service Award ... named to Dave Campbell's Texas Football's All-Texas Team ... as a freshman in 2008, started all 12 games at left tackle and blocked for an offense that threw for a school record-tying 29 TDs and ranked 17th in the nation in passing offense ... redshirted in 2007.

### PERSONAL:

Attended Mexia (TX) High School where he was named first-team All-District 19-3A as a senior and second-team all-district as a junior ... also a Super Cen-Tex player and All-Academic pick ... allowed only one sack in 2006 as a senior ... also starred on the basketball team, where he averaged a double-double in his hoops career ... earned undergraduate degree in Economics and a master's in Liberal Studies.





## CARDINALS IN THE COMMUNITY

Offensive Lineman **Kelvin Beachum** is in his fifth season with the Cardinals after previously playing in New York, Jacksonville and Pittsburgh. One common theme for Beachum throughout his NFL career has been his community impact across the globe.

Beachum is a two-time Walter Payton NFL Man of the Year nominee after he was honored by the Cardinals in 2021 following his first selection with the Jets in 2018. He was the first and only five-time NFLPA Community MVP winner (2016-2019, 2022) and the 2018 United Way Hometown Hero. Beachum also currently serves as a task force member for the Players Coalition where he focuses on education equity.

In May of 2024, Beachum hosted his seventh annual, free community football camp for over 230 students in his hometown of Mexia, TX. The camp focused on football mechanics, leadership skills, and teamwork, culminating in a fun, competitive flag football tournament. Beachum's annual camp aims to sharpen youth football players' skills and teach them about the importance of leadership and teamwork in sports.

Closing the "digital divide" is of particular significance to Beachum and was the topic of an NFL.com op-ed that he penned where he expressed concern for minority students in underserved communities lacking access to the Internet and technology resources. During the 2021 season, he donated over 40 laptops and tablets to Arizona schools to address those concerns and help bridge that divide.



In October of 2021, he announced the NFL's Player Coalition's donation of \$50,000 to help install new internet access points for 25 school campuses in the Ector County Independent School District in West Texas, and in 2020, he made a \$15,000 donation through Donors Choose to fund 34 projects across Arizona school districts to support STEAM education resources, diverse books for classroom libraries and clean water access.

Providing access to clean water has long been an important cause to Beachum as well. During his stint with the New York Jets, he donated \$10,000 to the United Way of Newark to provide 100,000 water bottles to residents in need following the Newark Water Crisis in 2019. During a November game at MetLife stadium, he organized a 1-for-1 match challenge. For every water bottle sold, one would be donated to the United Way of Greater Newark. The initiative generated a donation of 26,000 water bottles to families with compromised water. This offseason, Beachum personally donated \$30,000 and fundraised another \$15,000 to build three water wells in Africa through World Vision to provide clean water access. In March, he and his wife traveled to Zambia to see the functioning water wells and their impact in the community.

Beachum is also passionate about ending hunger and addressing food insecurity. A monthly volunteer at the United Food Bank, he ensured the Cardinals rookie class was getting involved with the Phoenix community by hosting a food packing event at the United Food Bank in September of 2023 where 17 rookies and players in their first season with the team helped him serve their new home. In November of 2023, he partnered with the United Food Bank for a holiday turkey drive that provided over 230 Arizona families with Thanksgiving dinner.

Beachum hosted an event in May of 2022 with teammates where he partnered with Safeway/Albertsons to pack meals and donate 200,000 meals in Mesa. During the 2023 offseason, he hosted a food distribution for 500 families in his hometown (Mexia, TX) with the Central Texas Food Bank and HEB with each household receiving 75 pounds of food.

Working as Ambassador at Large for the Central Texas Food Bank, Beachum created a monthly mobile food pantry to feed families in his hometown of Mexia, and in 2017, helped raise \$100,000 while matching that contribution. In 2019 he hosted a large scale, drive-thru food distribution in Mexia in partnership with HEB and the Central Texas Food Bank that fed over 3,000 families. Beachum has contributed his time and financial resources to the Houston Food Bank, Pittsburgh Food Bank, Feeding Northeast Florida Food Bank and the Food Bank of New York City (Harlem) in addition to his current work with the United Food Bank in Arizona.

Beachum celebrated World Food Day 2018 with a fan match initiative that raised \$75,000 for the above food banks, which helped serve more than 327,000 meals in his home state and every market he's played in. In 2015, he also partnered with the Bread for the World organization with the goal of ending hunger in the U.S. and around the world by lobbying Congress to improve summer food programs for school children and pass the Global Food Security Act in 2016.

In 2016, Beachum created "Kelvin Konnects," a STEAM initiative and program designed to increase minority access to careers within the Science, Technology, Engineering, Arts and Mathematics disciplines. As part of that program, Beachum adopted the Barack Obama Male Leadership Academy in Dallas. This adoption included hosting a speaker series with industry leaders, local and federal elected officials, providing STEAM programming and curriculum support, funding field trips and college visits, and providing teacher development opportunities.

In 2020, the Beachum family hosted a food and Christmas tree donation for 100 families at Sistine Elementary School in Chandler, AZ through a partnership with Lowe's and the United Food Bank. In 2021, he partnered with World Vision to provide 500 backpacks filled with school supplies to Sun Valley Academy in Phoenix. In 2023, Beachum again supported students going back to school by donating backpacks, books and other school supplies to the Mesa Public Schools District.

In his capacity as a professional speaker, Beachum has delivered keynote addresses at the IT Senior Management Forum Conference, Walsh Hunger Summit at the Pro Football Hall of Fame in Canton and Texas Project Lead the Way Summit. He has also contributed to numerous speaker series and panels on topics such as leadership, diversity and inclusion, web3 and crypto and technology. He currently sits on the Lyle School of Engineering Executive Board at his alma mater, Southern Methodist University (SMU), where he



champions diversity within admissions, pioneers inclusion efforts on campus and supports programming, recruitment and mentorship efforts for students and alumni.

Beachum and his wife, Jessica, are also avid art collectors. Their “Beachum Family Collection” has loaned pieces to museums across the country. In February of 2022 and May of 2023, they opened two exhibitions featuring selections from their collection at SMU and Baylor, respectively. The two campuses are the alma maters of Kelvin and Jessica Beachum. In May of 2023, he was awarded the “In the Arena award” from the McCain Institute at the Sedona Forum for his humanitarian work worldwide.

In 2015, Beachum established the Beachum Charitable Fund to support his charitable efforts to end hunger, provide clean water access, advocate for education equity and provide opportunities in STEAM to minority students, while specifically addressing the digital divide. For more information, please visit <http://www.kelvinbeachum.com/community/beachum-charitable-fund/>.

## BEACHUM CAREER STATS

DATE	TEAM	GP	GS
2012	Steelers	7	5
2013	Steelers	15	12
2014	Steelers	16	16
2015	Steelers	6	6
2016	Jaguars	15	15
2017	Jets	16	16
2018	Jets	16	16
2019	Jets	13	13
2020	Cardinals	16	16
2021	Cardinals	15	15
2022	Cardinals	17	17
2023	Cardinals	11	2
<b>NFL TOTALS</b>		<b>163</b>	<b>149</b>

## BEACHUM POSTSEASON STATS

DATE	TEAM	GP	GS
2014	Steelers	1	1
2021	Cardinals	1	1
<b>NFL TOTALS</b>		<b>2</b>	<b>2</b>

## BILL BIDWILL COACHING FELLOWSHIP

In March of 2023, the Cardinals announced the addition of **Blaine Gautier** (GO-chay) to the coaching staff as the newest participant in the *Bill Bidwill Coaching Fellowship*.

**ABOUT THE BILL BIDWILL COACHING FELLOWSHIP:** The Cardinals established the Bill Bidwill Coaching Fellowship prior to the 2015 season.

Since then, the program has had six participants – Levon Kirkland (2015-16), Terry Allen (2017-18), Don Shumpert (2019), Jordan Hogan (2020-21), current Offensive Quality Control coach **Connor Senger** (2022) and Gautier (2023-24).

Bill Bidwill, who passed away last October, was at the forefront in providing opportunities to individuals regardless of race or gender. In 2010, he was honored with the Fritz Pollard Alliance’s Paul “Tank” Younger Award for promoting diversity in the NFL. In 1978, Adele Harris became the first African American female executive in the NFL when she was hired as the Cardinals director of community relations.

In 1981, Bidwill hired attorney Bob Wallace, making him the first African American to handle contract negotiations for an NFL club. In 2004, the Cardinals became the first NFL team to have an African American general manager/head coach duo in Graves and Dennis Green.

Cardinals owner Michael Bidwill was honored by the Fritz Pollard Alliance with the organization’s 2019 “Paul J. Tagliabue Award,” given to a league or team executive who demonstrates the integrity and leadership Tagliabue exhibited in career development opportunities for minority candidates and advocacy for diversity on the league and club level.





# TREY BENSON

**33 | RUNNING BACK | 6-0 | 216**

**COLLEGE:** Florida State

**HOMETOWN:** Greenville, MS

**DOB:** July 23, 2002

**ROUND 3**  
**66th Overall**



## NOTECARDS

- Selected by the Cardinals in the third round (66th overall) of the 2024 NFL Draft out of Florida State. Became the 10th Seminole selected by the Cardinals, the first since 2007 and the first offensive player since WR Anquan Boldin in 2003.
- Despite spending just two years at Florida State, his 23 rushing TDs are the 11th most in school history while his 1,895 rushing yards rank 18th.
- Once scored 50 points in a single high school football game (seven rushing TDs, INT return TD and two-point conversion).

### COLLEGE CAREER:

Spent two years (2022-23) at Florida State where he played in 27 games and totaled 310 carries for 1,895 yards (6.1 avg.) and 23 TDs as well as 33 catches for 371 yards and a TD and five kick returns for 192 yards and a TD after transferring from Oregon (2020-21) ... missed the 2020 season due to injury and appeared in nine games in 2021 where he ran six times for 22 yards and a TD ... two-time second-team All-ACC honoree ... four-time ACC Running Back of the Week ... won the Bobby Bowden Leadership Award as a senior in 2023 and earned ACC Honor Roll and FSU Offensive Newcomer of the Year honors as a junior in 2022 ... matched a program-record with three career TDs of 80+ yards (one run, one catch and one kick return), two of which came in 2023 as he was the only player in the FBS with a TD run and a TD reception of 80+ yards ... 10 of his 26 total TDs in college went for 30+ yards.

**2023:** Named All-ACC second team after playing 14 games (10 starts) and rushing for 906 yards and 14 TDs on 156 carries (5.8 avg.) while adding 20 receptions for 227 yards and one TD ... his 14 rushing TDs were the second most in the ACC and the 15th most in the nation ... his 5.8 yards per carry ranked fourth in the conference ... named ACC Running Back of the Week after he ran for 200 yards and two TDs on just 11 carries (18.2 avg.) vs. Virginia Tech (10/7), including a career-long 85-yard TD run; his average of 18.2 yards per carry broke FSU's single-game record previously set by Warrick Dunn in 1995; joined Dalvin Cook as the only Seminoles to run for 200+ yards in a game since 1988 ... had four catches for a team-high 100 yards @ Wake Forest (10/28), including an 80-yard TD reception.

**2022:** Named All-ACC second team and the FSU Newcomer of

the Year after appearing in all 13 games with six starts ... recorded 990 rushing yards and nine rushing TDs on 154 carries (6.4 avg.), caught 13 passes for 144 yards and returned five kickoffs for 192 yards (38.4 avg.) with one TD ... ranked first in the ACC and 13th nationally with an average of 6.4 yards per carry ... had five games with 100+ rushing yards which were most by a Seminole since Cam Akers (6) in 2019 ... had a 93-yard kickoff return TD, 78 rushing yards and two rushing TDs on 10 carries vs. BC (9/24); became first player in program history with a kickoff return touchdown and two offensive TDs in a game ... won three-consecutive ACC Running Back of the Week awards following three straight 100+ rushing yards performances vs. Georgia Tech (10/29), at Miami (11/5) and at Syracuse (11/12).

**2021:** Played nine games and had six carries for 22 yards and a TD ... had the first TD of his college career, a three-yard run, vs. Stony Brook (9/18).

**2020:** Missed the season due to injury.

### PERSONAL:

Attended St. Joseph's Catholic (Madison, MS) High School where he amassed 3,616 rushing yards and 48 rushing TDs after transferring from O'Bannon (Greenville, MS) High School ... served as a team captain in both of his seasons at St. Joseph's ... had 18 games with 100+ rushing yards, seven games with 200+ rushing yards ... averaged 144.6 rushing yards per game and 13.9 yards per carry ... helped lead the Irish to a 25-1 record and back-to-back 3A MAIS state titles in his two seasons with the team ... rated as the No. 21 running back nationally and No. 6 prospect in Mississippi by 247Sports ... also played basketball at St. Joseph Catholic H.S.

## BENSON STATS

DATE	TEAM	GP	GS	RUSHING					RECEIVING				
				NO.	YDS.	AVG.	LG	TD	NO.	YDS.	AVG.	LG	TD
2021	Oregon	9	0	6	22	3.7	9	1	0	0	0.0	0	0
2022	Florida St.	13	6	154	990	6.4	45	9	13	144	11.1	34	0
2023	Florida St.	14	10	156	905	5.8	85	14	20	227	11.4	80	1
<b>TOTALS</b>		<b>36</b>	<b>16</b>	<b>316</b>	<b>1,917</b>	<b>6.1</b>	<b>85</b>	<b>24</b>	<b>33</b>	<b>371</b>	<b>11.2</b>	<b>80</b>	<b>1</b>



# JOEY BLOUNT

**32 | SAFETY | 6-1 | 201**

**COLLEGE:** Virginia

**HOW ACQUIRED:** FA-23

**YEARS NFL/CARDINALS:** 3/2

**HOMETOWN:** Atlanta, GA

**DOB:** November 16, 1998



## NOTE CARDS

- Played in 11 games in his first season with Arizona in 2023 and was responsible for three turnovers. Forced a fumble - recovered both times by the Cardinals - on punt coverage in consecutive games (Weeks 6-7) and sealed Arizona's Week 17 victory at Philadelphia with an INT of Eagles QB Jalen Hurts on a Hail Mary attempt at the end of regulation.
- Was the only player in the NFL with multiple forced fumbles on special teams in 2023.

### PRO CAREER:

Originally entered the NFL as an undrafted rookie free agent with Seattle on 5/6/22. Released by the Seahawks on 8/31/23. Signed to Arizona's practice squad on 9/18/23. Signed to the Cardinals active roster from the practice squad on 10/3/23.

**2023:** Appeared in 11 games seeing the field on defense and special teams ... had two tackles on defense and his first career INT ... added nine tackles and two forced fumbles on special teams ... had one tackle on defense and one on special teams in his Cardinals debut vs. Cin (10/8) ... forced a fumble on special teams @ LAR (10/15) marking the first of his career ... forced Seahawks PR DeeJay Dallas to fumble @ Sea (10/22) marking his second consecutive game with a forced fumble on special teams; became the first Cardinal in at least the last 20 seasons to force a fumble on special teams in back-to-back games ... played vs. Bal (10/29) ... had two special teams tackles @ Cle (11/5) ... played vs. Atl (11/12) ... inactive (knee) @ Hou (11/19) ... inactive (knee) vs. LAR (11/26) ... returned to the field @ Pit (12/3) ... played on defense and special teams vs. SF (12/17) ... had a special teams tackle @ Chi (12/24) ... intercepted Jalen Hurts in Arizona's endzone to seal the victory @ Phi (12/31), it marked the first INT of his career ... played primarily on special teams vs. Sea (1/7/24).

### COLLEGE:

Appeared in 54 games (32 starts) in five years (2017-21) at Virginia and finished with 306 tackles, 21 passes defended, 19.5 tackles for loss, nine interceptions, 5.5 sacks and three forced fumbles ... played in 11 games (10 starts) in 2021 and tallied 87 tackles, six passes defended, 5.0 tackles for loss, three INTs and one sack ... in 2020, started all five games he appeared in and recorded 25 tackles, three passes defended, 2.5 tackles for loss, one sack, one INT and one forced fumble ... earned All-ACC third-team honors in 2019 after seeing action in 14 games (11 starts) and registering a career-high 95 tackles, 6.5 tackles for loss, six passes defended, 3.5 sacks, and three INTs ... appeared in 11 games (five starts) in 2018 and finished with 65 tackles, five tackles for loss, five passes defended, two interceptions and two forced fumbles ... appeared in 13 games (one start) as a freshman in 2017 and had 34 tackles and one pass defended.

### PERSONAL:

Last name pronounced "Blunt" ... attended Landmark Christian School (Fairburn, GA) where he played quarterback and safety ... earned all-state, all-region, all-metro and all-county honors on defense as a senior in 2016 after posting 70 tackles, 5.0 tackles for loss and five interceptions ... also completed 77-of-138 pass attempts for 972 yards and seven touchdowns and had 75 carries for 438 yards and nine touchdowns as a senior ... also lettered in basketball and soccer and was a member of the National Honor Society at Landmark Christian ... father, Tony, also played safety at Virginia ... earned bachelor's degree in Inter-American Studies and earned his master's degree in Education.

## BLOUNT CAREER STATS

DATE	TEAM	GP	GS	TACKLES							INTERCEPTIONS					FUMBLES				ST					MISC					
				TK	S	A	TFL	YDS	SK	YDS	QBH	NO	YDS	LG	TD	PD	FF	FR	TD	YDS	TK	S	A	FF	FR	S	A			
2022	Seahawks	11	0	0	0	0	0	0	0.0	0.0	0	0	0	0	0	0	0	0	0	0	0	0	0	8	8	0	0	1	0	0
2023	Cardinals	11	1	2	0	2	0	0	0.0	0.0	0	1	0	0	0	1	0	0	0	0	0	0	0	9	5	4	2	0	0	0
<b>NFL TOTALS</b>		<b>22</b>	<b>1</b>	<b>2</b>	<b>0</b>	<b>2</b>	<b>0</b>	<b>0</b>	<b>0.0</b>	<b>0.0</b>	<b>0</b>	<b>1</b>	<b>0</b>	<b>0</b>	<b>0</b>	<b>1</b>	<b>0</b>	<b>0</b>	<b>0</b>	<b>0</b>	<b>0</b>	<b>0</b>	<b>17</b>	<b>13</b>	<b>4</b>	<b>2</b>	<b>1</b>	<b>0</b>	<b>0</b>	

### SINGLE-GAME HIGHS: DEFENSIVE

**Total Tackles** 1 at Philadelphia Eagles, Dec 31, 2023

...1 more at 1.


**Passes Defended** 1 at Philadelphia Eagles, Dec 31, 2023

**Interceptions** 1 at Philadelphia Eagles, Dec 31, 2023

**Special Teams Tackles** 3 at Seattle Seahawks, Oct 22, 2023

...1 more at 3.



**AARON BREWER****46 | LONG SNAPPER | 6-5 | 232****COLLEGE:** San Diego State**HOW ACQUIRED:** FA-16**YEARS NFL/CARDINALS:** 13/9**HOMETOWN:** Fullerton, CA**DOB:** July 5, 1990**NOTE CARDS**

- Originally entered the league as a rookie free agent with Denver in 2012 and has spent the last eight seasons (2016-23) in Arizona.
- Appeared in 179 regular season games during his first 12 NFL seasons (2012-23), including 115 games with the Cardinals. Has also played in nine career postseason games.
- Has served as the long snapper on all three of K Matt Prater's career FGs of 60+ yards - with two different teams. Brewer snapped on Prater's then-NFL-record 64-yard FG vs. Tennessee on 12/8/13 while the pair were in Denver. He also served as the snapper on Prater's two 62-yard FGs (the longest in team history) with Arizona: vs. Minnesota on 9/19/21 and vs. Dallas on 9/24/23.
- Member of Broncos team that won Super Bowl 50 following the 2015 season.

**PRO CAREER:**

Originally signed by Denver as a rookie free agent on 4/29/12. Signed a contract extension with Broncos on 3/5/15. Released on 3/8/16 and signed with Chicago on 3/16/16. Released on 9/5/16 and signed with Cardinals on 9/28/16. Re-signed a four-year contract with the Cardinals on 3/7/18. Re-signed a one-year contract with Arizona on 3/17/22. Released by Arizona on 8/29/23 and re-signed with the team on 9/4/23. Re-signed with Arizona to a one-year contract on 3/13/24.

**2023:** Played in all 17 games ... snapped to K Matt Prater who went 28-33 (84.8%) on FGAs and 22-23 (95.7%) on PATs ... served as snapper on Prater's franchise-record nine made FGs of 50+ yards, including a franchise-record 62-yarder ... also snapped for P Blake Gillikin, whose 50.6 punting average was the best single-season total in franchise history ... appeared in the season opener @ Was (9/10), snapped on K Matt Prater's 54-yard field goal ... appeared in his 100th career game vs. NYG (9/17) ... snapped on Prater's franchise-record tying 62-yard FG vs. Dal (9/24) ... played @ SF (10/1) and vs. Cin (10/8) ... snapped on Prater's 3 FGs @ LAR (10/15), including a 55-yarder that gave him 74 career FGs of 50+ yards extending his NFL record ... played @ Sea (10/22) ... saw game action vs. Bal (10/29) ... played @ Cle (11/5) ... snapped on all four of Prater's FGs vs. Atl (11/12), including two from 50+ and the

game-winning kick ... snapped on Prater's 57-yard FG @ Hou (11/19) ... played vs. LAR (11/26) ... snapped on Prater's 51-yard FG and his three PATs as well as P Blake Gillikin's five punts, two of which were placed inside the 10-yard line @ Pit (12/3) ... snapped on Prater's three made FGs and three successful PATs vs. SF (12/17) ... snapped on Prater's 80th career FG of 50+ and Gillikin's career-long 77-yard punt @ Chi (12/24) ... played @ Phi (12/31) ... snapped on Prater's 400th career FG vs. Sea (1/7/24).

**COLLEGE:**

Appeared in all 50 games in four years ... four-time All-Mountain West Conference selection ... had 15 career special teams tackles, including six as a senior in 2011 ... part of special teams unit that converted 160-of-170 PATs and 41-of-66 FGAs ... contributed to punt team that averaged 42.4 yards on 250 punts.

**PERSONAL:**

Attended Troy (Fullerton, CA) High School where he was an all-conference LB as a senior and served as the team's long snapper ... rated as the No. 3 long snapper in the nation by chrissailerkicking.com after his senior season ... also was a member of the track and field team ... married his wife, Nicole, during the 2018 offseason ... majored in Finance.



## BREWER CAREER STATS

DATE	TEAM	GP
2012	Broncos	16
2013	Broncos	16
2014	Broncos	16
2015	Broncos	16
2016	Cardinals	13
2017	Cardinals	8
2018	Cardinals	16
2019	Cardinals	16
2020	Cardinals	16
2021	Cardinals	14
2022	Cardinals	15
2023	Cardinals	17
<b>NFL TOTALS</b>		<b>179</b>

## BREWER POSTSEASON STATS

DATE	TEAM	GP
2012	Broncos	1
2013	Broncos	3
2014	Broncos	1
2015	Broncos	3
2021	Cardinals	1
<b>NFL TOTALS</b>		<b>9</b>

## SINGLE-GAME HIGHS: DEFENSIVE

**Special Teams Tackles** 2 vs. Los Angeles Rams, Sep 25, 2022

**Special Teams Fumble Recoveries** 1 vs. Washington Football Team, Sep 20, 2020

## CARDINALS &amp; ARIZONA'S FAMILY ANNOUNCE MULTI-YEAR PARTNERSHIP

*Deal includes preseason game broadcasts and weekly Cardinals TV shows*

In June, the Cardinals and Arizona's Family (3TV, CBS 5 and Arizona's Family Sports) announced a multi-year partnership to make Arizona's Family the team's Official Television Partner. The agreement includes sister station KOLD News 13 in Tucson.

Through the partnership, Arizona's Family will broadcast Cardinals preseason games as well as a host of ancillary programs, including the Cardinals Game Plan coaches show during the football season and another weekly Cardinals program that will air year-round.

"We are thrilled to enter this partnership with Arizona's Family," said Cardinals Owner Michael Bidwill. "We are looking forward to working together not only to provide amazing content and coverage for Cardinals fans but also teaming up for important initiatives throughout our community."

**PRESEASON:** Arizona's Family will air all three of the Cardinals preseason games in 2024, including this Saturday's opener vs. New Orleans - as well as the preseason contests at Indianapolis (8/17) and at Denver (8/25). Fans in Phoenix can find Cardinals preseason games on CBS 5 (KPHO-TV) while Tucson viewers can tune into KOLD News 13 and those in Northern Arizona, Yuma and Albuquerque, NM can watch the team on Arizona's Family Sports.

**WEEKLY SHOWS:** Arizona's Family will regularly air two programs covering the team: *Cardinals Game Plan* will air each week during the season and give fans an inside look at the team ahead of gameday. An additional weekly show will air year-round and provide in-depth coverage for everything Cardinals.

**HIGH SCHOOL GAME OF THE WEEK:** Arizona's Family is also set to add the "Arizona Cardinals High School Game of the Week" to its programming. Each week, a girls flag or boys tackle high school football game will be selected to air live throughout the state.







# EVAN BROWN

62 | OFFENSIVE LINEMAN | 6-3 | 320

**COLLEGE:** Southern Methodist

**HOW ACQUIRED:** UFA-24 (Sea)

**YEARS NFL/CARDINALS:** 6/1

**HOMETOWN:** Southlake, TX

**DOB:** September 16, 1996



## NOTE CARDS

- Started 40-of-46 games played over the last three seasons with Detroit (2021-22) and Seattle (2023). Started 12 games at center in 2021, 11 games at right guard and one game at center in 2022 and 16 games at center in 2023.
- Has allowed just five sacks in over 2,500 snaps along the offensive line during his six-year NFL career.
- Despite playing offensive line, was a finalist for the LaDainian Tomlinson Offensive Player of the Year Award as a senior at Southlake (TX) Carroll High School.

### PRO CAREER:

Signed with the New York Giants as an undrafted rookie free agent on 5/11/18. Released by the Giants on 8/31/19 and signed to NYG's practice squad on 9/2/19. Signed to the Giants active roster on 11/9/19 and was released on 11/11/19. Re-signed to the Giants practice squad on 11/13/19. Signed to the Dolphins active roster on 12/4/19 and was released by Miami on 3/18/20. Signed a one-year contract with Cleveland on 3/26/20. Released by the Browns on 11/5/20. Re-signed to the Browns practice squad on 11/7/20 and was released on 11/10/20. Signed to the Lions practice squad on 12/4/20. Elevated to Detroit's active roster on 12/25/20. Elevated to the Lions active roster on 1/2/21. Signed a future contract with Detroit on 1/5/21. Re-signed with the Lions to a one-year contract on 3/14/22. Signed a one-year contract with the Seahawks on 4/4/23. Signed a one-year contract with the Cardinals on 3/19/24.

**2023:** Started all 16 games he appeared in at center for Seattle ... part of an offensive line that allowed two or fewer sacks in 12 games; only four teams had more games with two or fewer sacks ... helped block for the Seahawks to run for a season-high 146 yards vs. Car (9/24) ... helped pave the way for a season-high 489 yards of total offense vs. Was (11/12),

including a career-high 369 passing yards from Geno Smith ... part of an offensive line that allowed zero sacks in the season finale @ AZ (1/7/24).

### COLLEGE:

Started all 47 games he appeared in four years (2014-17) at Southern Methodist seeing time at center and guard ... earned All-American Athletic Conference honorable mention honors after he started all 13 games at center as a senior in 2017 and blocked for an offense that ranked 12th nationally in scoring offense (37.8), 15th in total offense (478.5) and 19th in passing offense (294.1) ... as a junior in 2016, started all 12 games at center and was named to Dave Campbell's 2016 All-Texas College Team ... started all 12 games at right guard as a sophomore in 2015 ... as a true freshman in 2014, started all 10 games (eight at right guard and two at center).

### PERSONAL:

Attended Southlake (TX) Carroll High School where he helped lead the team to an 11-2 record as a senior in 2013 ... also earned first-team All-State honors from the Associated Press, Dave Campbell's Texas Football and the Texas Sports Writers Association following his senior season.

## BROWN CAREER STATS

DATE	TEAM	GP	GS
2019	Giants	1	0
2019	Dolphins	3	0
2019	<b>TOTAL</b>	<b>4</b>	<b>0</b>
2020	Browns	5	0
2020	Lions	2	0
2020	<b>TOTAL</b>	<b>7</b>	<b>0</b>
2021	Lions	16	12
2022	Lions	14	12
2023	Seahawks	16	16
<b>NFL TOTALS</b>		<b>57</b>	<b>40</b>

Went from **N.Y. Giants** to **Miami**

Went from **Cleveland** to **Detroit**



# MICHAEL CARTER

**22 | RUNNING BACK | 5-8 | 201**


**COLLEGE:** North Carolina

**HOW ACQUIRED:** WV-23 (NYJ)

**YEARS NFL/CARDINALS:** 4/2

**HOMETOWN:** Navarre, FL

**DOB:** May 7, 1999



## PRO CAREER:

Originally selected by the New York Jets in the fourth-round (107th overall) of the 2021 NFL Draft. Released by the Jets on 11/14/23 and claimed off waivers by the Cardinals on 11/15/23.

**2023:** Played in 15 games with the Jets and Cardinals and totaled 30 carries for 187 yards (6.2 yards) and 24 catches for 101 yards and a TD ... appeared nine games with the Jets and had eight carries for 38 yards (4.8 avg.) and 15 receptions for 68 yards ... set season highs with six catches for 24 yards vs. LAC (11/6) ... inactive @ Hou (11/19) ... rushed for 19 yards on four carries and brought in four catches for 15 yards in his Cardinals debut vs. LAR (11/26) ... had three carries for 27 yards and three catches for 10 yards vs. SF (12/17) ... rushed for a season-high 61 yards on seven carries (8.7 avg.) and added a six-yard TD reception @ Phi (12/31), it marked the first TD catch of his career.

## COLLEGE:

Appeared in 44 games (28 starts) in four seasons (2017-20) at North Carolina and rushed for 3,404 yards and 22 TDs on 514 carries (6.6 avg.) ... added 82 catches for 656 yards and six TDs as well as 29 kick returns for 650 yards ... his 6.6-yard average per carry set a school record while his 3,404 rushing yards finished fourth in program history ... earned All-ACC first-team honors, was named an All-American third-team selection by the Associated Press and was voted a team captain as a senior in

2020 after starting all 11 games and rushing for 1,245 yards on 156 carries (8.0 avg.) and nine TDs in addition to having 25 catches for 267 yards and two TDs ... led the nation with 18 rushes of 20+ yards and led the ACC with 113.2 rushing yards per game and 8.0 yards per rush (the latter was a single-season school record) ... ran for 308 yards against #9 Miami, which marked the second most in a single game in program history and the fourth most in ACC history ... earned All-ACC third-team honors as a junior in 2019 after he appeared in 13 games (12 starts) and ran for a team-high 1,003 yards on 177 carries (5.7 avg.) and three TDs to go along with 21 receptions for 154 yards and two TDs and 19 kick returns for 466 yards ... as a sophomore in 2018, had 84 carries for 597 yards (7.1 avg.) and two TDs and 25 receptions for 135 yards and a TD ... played in 11 games (two starts) as a freshman in 2017 and ran for 559 yards and a team-high eight TDs on 97 carries (5.7 avg.) in addition to having 11 receptions for 100 yards and a TD.

## PERSONAL:

Attended Navarre (FL) High School where he helped lead the Raiders to a 12-2 record and reach the state semifinals as a senior in 2016 after posting 45 TDs and 3,345 all-purpose yards, including 2,536 rushing yards, en route to winning the USA Today Florida Offensive Player of the Year ... gave back to the community during his time in New York by donating new uniforms to local high schools and running youth flag football clinics.

## CARTER CAREER STATS

DATE	TEAM	RUSHING		RUSHING		RUSHING		RECEIVING		RECEIVING		RECEIVING	
		GP	GS	NO.	YDS.	AVG.	LG	TD	NO.	YDS.	AVG.	LG	TD
2021	Jets	14	11	147	639	4.3	55	4	36	325	9.0	23	0
2022	Jets	16	10	114	402	3.5	25	3	41	288	7.0	37	0
2023	Jets	9	0	8	38	4.8	9	0	15	68	4.5	10	0
Went from N.Y. Jets to Arizona													
2023	Cardinals	6	0	22	149	6.8	21	0	9	33	3.7	8	1
2023	<b>TOTAL</b>	<b>15</b>	<b>0</b>	<b>30</b>	<b>187</b>	<b>6.2</b>	<b>21</b>	<b>0</b>	<b>24</b>	<b>101</b>	<b>4.2</b>	<b>10</b>	<b>1</b>
<b>NFL TOTALS</b>		<b>45</b>	<b>21</b>	<b>291</b>	<b>1,228</b>	<b>4.2</b>	<b>55</b>	<b>7</b>	<b>101</b>	<b>714</b>	<b>7.1</b>	<b>37</b>	<b>1</b>

## SINGLE-GAME HIGHS: OFFENSIVE

**Rush Attempts** 16 vs. Jacksonville Jaguars, Dec 26, 2021  
...1 more at 16.

**Rushing Yards** 118 vs. Jacksonville Jaguars, Dec 26, 2021

**Longest Runs** 55 vs. Tampa Bay Buccaneers, Jan 02, 2022

**Rushing TDs** 1 vs. Buffalo Bills, Nov 14, 2021  
...3 more at 1.

**Receptions** 9 vs. Cincinnati Bengals, Oct 31, 2021

**Receiving Yards** 95 vs. Cincinnati Bengals, Oct 31, 2021

**Longest Reception** 37 at Denver Broncos, Oct 23, 2022

**Most TDs** 2 vs. Miami Dolphins, Oct 09, 2022



# ANDRE CHACHERE

36 | SAFETY | 6-0 | 197

**COLLEGE:** San Jose State

**HOW ACQUIRED:** WV-23 (Phi)

**YEARS NFL/CARDINALS:** 4/1

**HOMETOWN:** Fresno, CA

**DOB:** February 10, 1996



## PRO CAREER:

Originally signed with the Houston Texans as a rookie free agent on 5/11/18. Released on 9/1/18 and signed to the Texans practice squad on 9/2/18. Released on 11/20/18 and signed with the Detroit Lions practice squad on 11/21/18. Elevated to Detroit's active roster from the practice squad on 12/29/18. Released on 8/30/19 and signed to the Cardinals practice squad on 9/11/19. Released on 10/11/19 and signed to the Carolina Panthers practice squad on 10/21/19. Signed with Arizona from Carolina's practice squad on 12/18/19. Released by the Cardinals on 5/12/20 and signed with the Indianapolis Colts on 8/23/20. Released by Indianapolis on 9/5/20 and re-signed to the team's practice squad on 9/6/20. Re-signed with Indianapolis on a future contract on 1/11/21 and was released on 9/1/21. Acquired off waivers by the Philadelphia Eagles on 9/2/21. Re-signed with the Eagles to a one-year contract on 3/15/22. Released by Philadelphia on 8/30/22 and re-signed to the team's practice squad on 8/31/22. Bounced between Philadelphia's practice squad and active roster throughout the '22 campaign. Released by the Eagles on 12/6/22 and re-signed to the practice squad on 12/8/22. Re-signed with Philadelphia on a future contract on 2/17/23. Released by the Eagles on 5/8/23 and was acquired off waivers by the Cardinals on 5/9/23. Released by Arizona on 8/29/23 and signed to the team's practice squad on 8/30/23. Elevated to Arizona's active roster on 9/9/23. Signed to the Cardinals active roster on 9/16/23.

**2023:** Played in 17 games (five starts) and established career highs with 29 tackles and three passes defended ... also played special teams where he had one tackle ... saw game action primarily on special teams in the season opener @ Was (9/10)

... had two tackles and established a career high with two passes defended in his first start with the team vs. NYG (9/17) ... had two tackles vs. Dal (9/24) ... saw action @ SF (10/1) ... had two tackles vs. Cin. (10/8) ... posted five tackles in his third start of the season @ LAR (10/15) ... had a career-high six solo tackles @ Sea (10/22) ... played vs. Bal (10/29) ... played @ Cle (11/5) ... saw game action vs. Atl (11/12) ... had one special teams tackle @ Hou (11/19) ... had a special teams tackle vs. LAR (11/26) ... recorded a special teams tackle for the third consecutive game @ Pit (12/3) ... saw game action on defense and special teams vs. SF (12/17) ... had two tackles @ Chi (12/24) ... registered a pair of tackles @ Phi (12/31) ... had four tackles in the season finale vs. Sea (1/7/24).

## COLLEGE:

Played 49 games (32 starts) in four seasons, totaling 122 tackles, 14 tackles for loss, seven INTs and 27 pass breakups ... set career highs with 46 total and 39 solo tackles as a senior in 2017 ... led the Spartans with four INTs and 14 passes defended, finishing fourth nationally, and was named first-team All-Mountain West as a junior in 2016 ... started the last eight games of the season and led the team with eight passes defended as a sophomore in 2015 ... saw most of his action on special teams in 11 games during his freshman season in 2014.

## PERSONAL:

Last name pronounced "SASH-er-ay" ... attended Clovis West (CA) High School where he was a two-time first-team All-Tri River Athletic Conference DB ... named the team's Defensive MVP as a senior ... also lettered in basketball ... father, Derrick, played seven seasons in the Arena Football League ... majored in Communication Studies.

## CHACHERE CAREER STATS

DATE	TEAM	GP	GS	TACKLES							INTERCEPTIONS					FUMBLES				ST				MISC								
				TK	S	A	TFL	YDS	SK	YDS	QBH	NO	YDS	LG	TD	PD	FF	FR	TD	YDS	TK	S	A	FF	FR	S	A					
2021	Eagles	16	1	10	8	2	1	2	0.0	0.0	0	0	0	0	0	0	0	0	0	0	0	0	0	0	0	0	0	0	0	0	0	0
2022	Eagles	7	0	2	1	1	0	0	0.0	0.0	0	0	0	0	0	0	0	0	0	0	0	0	0	0	0	0	0	0	0	0	0	
2023	Cardinals	17	5	29	23	6	0	0	0.0	0.0	0	0	0	0	0	3	0	0	0	0	0	0	0	0	0	0	0	0	0	0	0	
<b>NFL TOTALS</b>		<b>40</b>	<b>6</b>	<b>41</b>	<b>32</b>	<b>9</b>	<b>1</b>	<b>2</b>	<b>0.0</b>	<b>0.0</b>	<b>0</b>	<b>0</b>	<b>0</b>	<b>0</b>	<b>0</b>	<b>3</b>	<b>0</b>	<b>0</b>	<b>0</b>	<b>0</b>	<b>0</b>	<b>0</b>	<b>0</b>	<b>0</b>	<b>0</b>	<b>0</b>	<b>0</b>	<b>0</b>	<b>0</b>	<b>0</b>	<b>0</b>	

## SINGLE-GAME HIGHS: DEFENSIVE

**Total Tackles** 6 at Seattle Seahawks, Oct 22, 2023

**Solo Tackles** 6 at Seattle Seahawks, Oct 22, 2023

**Passes Defended** 2 vs. New York Giants, Sep 17, 2023

**Tackles For Loss** 1 at Philadelphia Eagles, Jan 08, 2022

**Special Teams Tackles** 1 vs. Tennessee Titans, Dec 04, 2022

...7 more at 1.



# DAN CHISENA

17 | WIDE RECEIVER | 6-3 | 203


**COLLEGE:** Penn State

**HOW ACQUIRED:** FA-24

**YEARS NFL/CARDINALS:** 4/2

**HOMETOWN:** Downingtown, PA

**DOB:** February 25, 1997



## PRO CAREER:

Originally signed with the Minnesota Vikings as an undrafted free agent on 4/27/20. Released by the Vikings on 10/9/21 and re-signed with Minnesota on 10/12/21. Released by the Vikings on 8/30/22 and signed to Minnesota's practice squad on 8/31/22. Elevated to Minnesota's active roster on 10/8/22 and reverted back to the Vikings practice squad on 10/10/22. Elevated to Minnesota's active roster on 11/5/22 and reverted back to the Vikings practice squad on 11/7/22. Signed a future contract with Pittsburgh on 1/23/23. Released by the Steelers on 8/27/23. Signed to the Vikings practice squad on 10/11/23 and was released by Minnesota on 11/21/23. Signed to the Cardinals practice squad on 11/22/23. Signed to the Ravens practice squad on 1/10/24. Was elevated to Baltimore's active roster on 1/19/24 and reverted back to the Ravens practice squad on 1/21/24. Was elevated to Baltimore's active roster on 1/27/24 and reverted back to the Ravens practice squad on 1/29/24. Signed a future contract with the Cardinals on 2/6/24.

**2023:** Appeared in four games and had two special teams tackles with Arizona during the regular season ... played in two postseason games with Baltimore and posted three tackles on special teams after joining the Ravens following the regular season ... made his Cardinals debut @ Pit (12/3) ... had two

special teams tackles @ Chi (12/24) ... had one tackle on special teams in his postseason debut vs. Hou (1/20/24) ... had two special teams tackles in the AFC Championship vs. KC (1/28/24).

## COLLEGE:

Appeared in 14 games (two starts) in two seasons at Penn State (2018-19) ... earned Academic All-Big Ten honors and won the John Bruno Award which is awarded to Penn State's most outstanding member of special teams, after he appeared in 12 games (two starts) in 2019 and had three catches for 66 yards as well as four tackles and a fumble recovery on special teams ... appeared in two games on special teams in 2018.

## PERSONAL:

Last name pronounced "chuh-SEN-uh" ... attended Downingtown East (PA) High School where he was an all-region selection as a senior in 2015 after catching 41 passes for 553 yards and three touchdowns ... won three state titles in track & field at Downingtown East, claiming 100m, 200m and 4x100 Class AAA Championships in 2015 ... also a member of the track & field team at Penn State where he ran relays and sprints ... father, Dave, played football at Delaware ... earned his bachelor's degree in Security and Risk Analysis.

## CHISENA CAREER STATS

DATE	TEAM	GP		RECEIVING					RUSHING				
				NO.	YDS.	AVG.	LG	TD	NO.	YDS.	AVG.	LG	TD
2020	Vikings	14	0	0	0	0.0	0	0	0	0	0.0	0	0
2021	Vikings	11	0	0	0	0.0	0	0	0	0	0.0	0	0
2022	Vikings	2	0	0	0	0.0	0	0	0	0	0.0	0	0
2023	Cardinals	4	0	0	0	0.0	0	0	0	0	0.0	0	0
<b>NFL TOTALS</b>		<b>31</b>	<b>0</b>	<b>0</b>	<b>0</b>	<b>0.0</b>	<b>0</b>	<b>0</b>	<b>0</b>	<b>0</b>	<b>0.0</b>	<b>0</b>	<b>0</b>

## CHISENA POSTSEASON STATS

DATE	TEAM	GP		RECEIVING					RUSHING				
				NO.	YDS.	AVG.	LG	TD	NO.	YDS.	AVG.	LG	TD
2023	Ravens	2	0	0	0	0.0	0	0	0	0	0.0	0	0
<b>NFL TOTALS</b>		<b>2</b>	<b>0</b>	<b>0</b>	<b>0</b>	<b>0.0</b>	<b>0</b>	<b>0</b>	<b>0</b>	<b>0</b>	<b>0.0</b>	<b>0</b>	<b>0</b>



# KEI'TREL CLARK

13 | CORNERBACK | 5-10 | 181

**COLLEGE:** Louisville

**HOMETOWN:** Richmond, VA

**HOW ACQUIRED:** D6a-23

**DOB:** March 19, 2001

**YEARS NFL/CARDINALS:** 2/2



## NOTE CARDS

- First name pronounced "KEY-trell."
- Selected by the Cardinals in the sixth round (180th overall) of the 2023 NFL Draft out of Louisville. Appeared in 14 games (seven starts) as a rookie in '23.

### PRO CAREER:

Originally entered the NFL as a Cardinals sixth-round (180th overall) pick in the 2023 NFL Draft out of Louisville.

**2023:** Started seven of the 14 games played as a rookie and posted 43 tackles (two for loss) and four passes defended ... started in the season opener @ Was (9/10) where he had three tackles ... had five tackles and two passes defended vs. NYG (9/17) ... had 10 tackles and two passes defended vs. Dal (9/24) ... had five tackles (one for loss) @ SF (10/1) ... started and led the team with nine tackles (including one for loss) vs. LAR (11/26) ... started @ Pit (12/3) and totaled three tackles.

### COLLEGE:

After spending his freshman season (2019) at Liberty University, played his final three seasons (2020-22) at Louisville where he was a two-time All-ACC selection and started 28-of-31 games played and recorded 127 tackles, five INTs (one returned for a TD), 28 passes defended, 9.5 tackles for loss, a sack and two fumble recoveries (one returned for a TD) ... including his time at Liberty, Clark finished his college career with 167 tackles, 13.5 tackles for loss, 2.0 sacks, five INTs, 33 passes defended and two fumble recoveries ... started all 12 games as a senior in 2022 and had a career-high 51 tackles, his first career sack, an INT, five passes defended, four tackles for loss and a fumble recovery ... scored TDs on both takeaways in 2022; he had his first college TD on a 59-yard fumble return vs. Pittsburgh ... the following week vs. Wake Forest, he returned an INT 46 yards for a TD ... started all eight games played as a junior in 2021 and earned

second-team All-ACC accolades after finishing the season with 40 tackles, three INTs and a team-high 12 passes defended before a season-ending knee injury ... also credited with 3.5 tackles for loss ... had a career-high two INTs with two tackles for loss against Eastern Kentucky (9/22) ... as a sophomore in 2020, started eight of 10 games played in his first season at Louisville, earning second team All-ACC honors after closing the year with 36 tackles and tying for 12th nationally and second in the ACC with 11 passes defended ... also added two tackles for loss, an INT and a fumble recovery ... had a hand in two of Louisville's three turnovers forced in the first half against Syracuse (11/20), picking off his first career pass in the second half and then recovering a fumble on a kickoff later in the quarter ... in 2019 as a freshman, played in 13 games with seven starts as a freshman at Liberty, totaling 40 tackles, five passes defended, a sack and four tackles for loss ... his six passes defended ranked second on the team.

### PERSONAL:

Attended Manchester (Midlothian, VA) High School where he earned first-team all-state honors as a punt return specialist, second-team all-state honors as a defensive back and all-region honors in both ... finished his prep career with eight INTs ... as a senior in 2018, helped Manchester – rated by MaxPreps as one of the top-50 ranked schools in the nation – to a VHSL 6A state title ... ranked as the #2 punt returner in the country by MaxPreps that year, he totaled 575 punt return yards (28.6 avg.) and added 126 kickoff return yards ... graduated with a bachelor's degree in Communications.

## CLARK CAREER STATS

DATE	TEAM	GP	GS	TACKLES								INTERCEPTIONS					FUMBLES				ST					MISC	
				TK	S	A	TFL	YDS	SK	YDS	QBH	NO	YDS	LG	TD	PD	FF	FR	TD	YDS	TK	S	A	FF	FR	S	A
2023	Cardinals	14	7	43	37	6	2	2	0.0	0.0	0	0	0	0	4	0	0	0	0	0	0	0	0	0	0	0	0
<b>NFL TOTALS</b>		<b>14</b>	<b>7</b>	<b>43</b>	<b>37</b>	<b>6</b>	<b>2</b>	<b>2</b>	<b>0.0</b>	<b>0.0</b>	<b>0</b>	<b>0</b>	<b>0</b>	<b>0</b>	<b>4</b>	<b>0</b>	<b>0</b>	<b>0</b>	<b>0</b>	<b>0</b>	<b>0</b>	<b>0</b>	<b>0</b>	<b>0</b>	<b>0</b>	<b>0</b>	<b>0</b>

### SINGLE-GAME HIGHS: DEFENSIVE

**Total Tackles** 10 vs. Dallas Cowboys, Sep 24, 2023  
**Solo Tackles** 8 vs. Dallas Cowboys, Sep 24, 2023

**Passes Defended** 2 vs. Dallas Cowboys, Sep 24, 2023  
 ...1 more at 2.

**Tackles For Loss** 1 vs. Los Angeles Rams, Nov 26, 2023  
 ...1 more at 1.



# L.J. COLLIER

91 | DEFENSIVE LINEMAN | 6-2 | 291


**COLLEGE:** TCU

**HOW ACQUIRED:** UFA-23 (Sea)

**YEARS NFL/CARDINALS:** 5/2

**HOMETOWN:** Munday, TX

**DOB:** September 12, 1995



## PRO CAREER:

Originally drafted by the Seattle Seahawks in the first round (29th overall) of the 2019 NFL Draft and spent four seasons (2019-22) with the Seahawks. Signed a one-year contract with the Cardinals as an unrestricted free agent on 3/21/23. Re-signed with Arizona on 3/8/24.

**2023:** Started in his Cardinals debut and posted three tackles @ Was (9/10); suffered a biceps injury in the opener that forced him to miss the remainder of the season after being placed on injured reserve on 9/16/23.

## COLLEGE:

Appeared in 44 games in four seasons (2015-18) at TCU, finishing his college career with 82 tackles, 20.5 tackles for a loss, 14.5 sacks, an INT and five passes defended ... as a senior in 2018, was a first-team AP All-Big 12 selection from the

conference's head coaches and Pro Football Focus ... recorded a career high 6.0 sacks and 11.5 tackles for loss, while also tying for third on the team with four passes defended ... as a junior in 2017, played in all 14 games and recorded 4.0 sacks and 4.5 tackles for loss ... as a sophomore in 2016, played in 13 games and had 21 tackles, 4.5 tackles for loss and 4.5 sacks ... saw action in four games as a freshman in 2015 ... redshirted as a true freshman in 2014.

## PERSONAL:

Attended Mundy (TX) High School where he was named the District 8-A Defensive Most Valuable Player as a senior in 2013, while also earning first-team all-conference honors as a tight end ... caught 22 passes for 465 yards as a junior and earned Defensive MVP honors in the state title game when he returned his only INT of the season 36 yards for a TD ... named first-team all-district on defense as a sophomore in 2011.

## COLLIER CAREER STATS

DATE	TEAM	GP	GS	TACKLES							QBH	INTERCEPTIONS					FUMBLES				ST					MISC					
				TK	S	A	TFL	YDS	SK	YDS		NO	YDS	LG	TD	PD	FF	FR	TD	YDS	TK	S	A	FF	FR	S	A				
2019	Seahawks	11	0	3	2	1	0	0	0.0	0.0	0	0	0	0	0	0	0	0	0	0	0	0	0	0	0	0	0	0	0	0	0
2020	Seahawks	16	16	22	16	6	4	8	3.0	6.0	7	0	0	0	0	2	0	0	0	0	0	0	0	0	0	0	0	0	0	0	0
2021	Seahawks	10	0	8	3	5	1	0	0.0	0.0	5	0	0	0	0	1	0	0	0	0	0	0	0	0	0	0	0	0	0	0	0
2022	Seahawks	8	0	7	3	4	1	5	0.0	0.0	1	0	0	0	0	2	0	0	0	0	0	0	0	0	0	0	0	0	0	0	0
2023	Cardinals	1	1	2	2	0	0	0	0.0	0.0	0	0	0	0	0	0	0	0	0	0	0	0	0	0	0	0	0	0	0	0	0
<b>NFL TOTALS</b>		<b>46</b>	<b>17</b>	<b>42</b>	<b>26</b>	<b>16</b>	<b>6</b>	<b>13</b>	<b>3.0</b>	<b>6.0</b>	<b>13</b>	<b>0</b>	<b>0</b>	<b>0</b>	<b>0</b>	<b>5</b>	<b>0</b>	<b>0</b>	<b>0</b>	<b>0</b>	<b>0</b>	<b>0</b>	<b>0</b>	<b>0</b>	<b>0</b>	<b>0</b>	<b>0</b>	<b>0</b>	<b>0</b>	<b>0</b>	<b>0</b>

## COLLIER POSTSEASON STATS

DATE	TEAM	GP	GS	TACKLES							QBH	INTERCEPTIONS					FUMBLES				ST					MISC					
				TK	S	A	TFL	YDS	SK	YDS		NO	YDS	LG	TD	PD	FF	FR	TD	YDS	TK	S	A	FF	FR	S	A				
2020	Seahawks	1	1	1	1	0	0	0	0.0	0.0	1	0	0	0	0	0	0	0	0	0	0	0	0	0	0	0	0	0	0	0	0
2022	Seahawks	1	0	1	0	1	0	0	0.0	0.0	0	0	0	0	0	0	0	0	0	0	0	0	0	0	0	0	0	0	0	0	0
<b>NFL TOTALS</b>		<b>2</b>	<b>1</b>	<b>2</b>	<b>1</b>	<b>1</b>	<b>0</b>	<b>0</b>	<b>0.0</b>	<b>0.0</b>	<b>1</b>	<b>0</b>	<b>0</b>	<b>0</b>	<b>0</b>	<b>0</b>	<b>0</b>	<b>0</b>	<b>0</b>	<b>0</b>	<b>0</b>	<b>0</b>	<b>0</b>	<b>0</b>	<b>0</b>	<b>0</b>	<b>0</b>	<b>0</b>	<b>0</b>	<b>0</b>	

## SINGLE-GAME HIGHS: DEFENSIVE

**Total Tackles** 3 vs. Carolina Panthers, Dec 11, 2022  
...2 more at 3.

**Solo Tackles** 2 at Washington Commanders, Sep 10, 2023  
...4 more at 2.

**Sacks** 1.0 at Washington Football Team, Dec 20, 2020  
...2 more at 1.0.

**Tackles For Loss** 1 at Houston Texans, Dec 12, 2021  
...4 more at 1.



## ZAVEN COLLINS

25 | LINEBACKER | 6-4 | 260

COLLEGE: Tulsa

HOW ACQUIRED: D1-21

YEARS NFL/CARDINALS: 4/4

HOMETOWN: Hominy, OK

DOB: May 19, 1999



## NOTE CARDS

- Selected by the Cardinals in the first round (16th overall) of the 2021 NFL Draft out of Tulsa. Was the second LB taken in the '21 draft (Micah Parsons, 12th overall to Cowboys) and the fourth defender selected.
- In 50 games played (39 starts) during his first three NFL seasons (2021-23), had 166 tackles, 5.5 sacks, 18 tackles for loss, 10 QB hits, two INTs (one returned 30 yards for a TD), 12 passes defensed, a forced fumble and a fumble recovery.
- Was one of just four Cardinals players (Will Hernandez, Paris Johnson Jr. and Hjalte Froholdt) to start all 17 games in 2023, and the only player on defense to do so.
- Had an INT and a fumble recovery in the 2023 season opener @ Was (9/10), becoming the first Cardinal since 2016 (CB Justin Bethel) to have both an INT and a fumble recovery in a single game.
- In 2022, started all 16 games he appeared in and amassed 100 tackles (63 solo), 2.0 sacks, an INT (returned for a TD), 11 tackles for loss, 4 QB hits, a forced fumble and six passes defensed. One of five players in the NFL in '22 with 100+ tackles, 6+ passes defensed and 10+ tackles for loss.
- Scored his first career TD in Week 9 of the 2022 season vs. Seattle, on a 30-yard INT return of a Geno Smith pass.

## PRO CAREER:

Selected by the Cardinals in the first round (16th overall) of the 2021 NFL Draft. Signed a two-year extension on 8/3/24 that will keep him under contract with the Cardinals through the 2026 season.

**2023:** Started all 17 games for the first time in his career ... established career highs with six QB hits and 3.5 sacks in his first season at OLB ... also had 41 tackles (six for loss), three passes defensed, one fumble recovery and one INT ... started the season opener @ Was (9/10) and finished with two tackles, an INT and a fumble recovery, becoming the first Cardinal since 2016 (CB Justin Bethel) to have an INT and a fumble recovery in the same game; was the first to do so in a season opener since 2004 (S Quentin Harris) ... had two tackles and split a sack of QB Daniel Jones for a five-yard loss vs. NYG (9/17) ... sacked QB Dak Prescott for an 11-yard loss vs. Dal (9/24) ... had four tackles @ SF (10/1) ... brought down QB Joe Burrow for a seven-yard loss vs. Cin (10/8) ... sacked QB Geno Smith for a loss of 10 yards @ Sea (10/22) ... had two tackles (one for loss) and a pass defensed vs. Bal (10/29) ... finished with one tackle and one pass defensed @ Pit (12/3) ... had four tackles vs. SF (12/17) ... posted three tackles (one for loss) vs. Sea (1/7/24).

## COLLEGE:

Three-year letterwinner at Tulsa where he was named the 2020 National Defensive Player of the Year after winning the Bronko Nagurski Trophy and the Chuck Bednarik Award ... played in 32 career games (30 starts) and had 236 career tackles, 29 tackles for loss, 7.5 sacks, eight passes defensed, five INTs (two returned for TDs), three forced fumbles and three fumble recoveries ... also had two career blocked kicks (FG, PAT) ... started all eight games in a shortened season and was named the recipient of the Bronko Nagurski Trophy, the Chuck Bednarik Award and the Lombardi Award as a junior in 2020 ... named the CFB on FOX Defensive Player of the Year and finished as the runner-up for the Butkus Award, given to the nation's top linebacker ... first-team All-American selection by the Associated Press, FWAA, AFCA, The Sporting News, Walter Camp Foundation, USA Today, CBS Sports, Pro Football Focus, The Athletic and Phil Steele Magazine ... named the unanimous AAC Defensive Player

of the Year as well as earning unanimous first-team all-AAC honors ... was named National Defensive Player of the Week three times and the AAC Defensive Player of the Week four times ... totaled 54 tackles, 11.5 tackles for loss, 4.0 sacks, four INTs for 152 return yards and two TDs, two passes defensed, one forced fumble, one fumble recovery and one safety ... ranked second in the nation in INT return yards behind only Mississippi State CB Emmanuel Forbes (183) ... started all 12 games and earned second-team all-conference honors totaling a career-high 97 tackles, 2.0 sacks, three passes defensed, one fumble recovery and one blocked PAT as a sophomore in 2019 ... played all 12 games and started the final 10 contests at LB in 2018, beginning a streak of 30 consecutive starts to end his Tulsa career ... named to the (FWAA) and USA Today Freshman All-America teams after recording 85 tackles, 9.5 tackles for loss, 1.5 sacks, three QB hurries, three passes defensed, one forced fumble, one fumble recovery, one INT and one blocked FG ... redshirted as a true freshman in 2017.

## PERSONAL:

Attended Hominy (OK) High School where he played quarterback, linebacker and safety and was also the school's valedictorian with a 4.0 GPA ... a four-year starter on both offense and defense, he led Hominy to the Class A state title as a senior ... posted a 41-12 record in his four seasons, including a 14-0 mark as a senior ... put up 4,084 rushing yards and 54 TDs, and passed for another 3,056 yards and 32 TDs as a QB during his career ... as a senior in 2016, earned first-team All-State honors as a DB and was ranked #24 on The Oklahoman's Super 30 ... rushed for 1,520 yards and 27 TDs and completed 83-of-143 passes for 1,600 yards and 23 TDs ... also totaled 91 tackles, three INTs and a fumble recovery on defense in leading the team to a state title ... rushed 204 times for 1,594 yards and 25 TDs as a junior QB, while completing 54-of-124 passes for 826 yards and nine TDs ... collected 69 tackles and four INTs ... also played baseball, basketball and participated in the shot-put and relays in track and field at Hominy ... before every game, dating back to high school, Collins receives a good luck text from his mom, Haley; every text ends the same: Stay your path ... as a five-year old, inspired by the 2004 Summer Olympics, took up gymnastics, competing in the floor routine, high-bars and still rings ...



majoring in Exercise and Sports Science/Pre-Med.

## COLLINS CAREER STATS

DATE	TEAM	GP	GS	TACKLES							INTERCEPTIONS					FUMBLES				ST					MISC				
				TK	S	A	TFL	YDS	SK	YDS	QBH	NO	YDS	LG	TD	PD	FF	FR	TD	YDS	TK	S	A	FF	FR	S	A		
2021	Cardinals	17	6	25	13	12	1	1	0.0	0.0	0	0	0	0	0	3	0	0	0	0	0	0	0	0	0	0	0	0	0
2022	Cardinals	16	16	100	63	37	11	29	2.0	18.0	4	1	30	30t	1	6	1	0	0	0	0	0	0	0	0	0	0	0	0
2023	Cardinals	17	17	41	27	14	6	31	3.5	30.5	6	1	1	1	0	3	0	1	0	0	0	0	0	0	0	0	0	0	
<b>NFL TOTALS</b>		<b>50</b>	<b>39</b>	<b>166</b>	<b>103</b>	<b>63</b>	<b>18</b>	<b>61</b>	<b>5.5</b>	<b>48.5</b>	<b>10</b>	<b>2</b>	<b>31</b>	<b>30T</b>	<b>1</b>	<b>12</b>	<b>1</b>	<b>1</b>	<b>0</b>	<b>0</b>	<b>0</b>	<b>0</b>	<b>0</b>	<b>0</b>	<b>0</b>	<b>0</b>	<b>0</b>	<b>0</b>	

## COLLINS POSTSEASON STATS

DATE	TEAM	GP	GS	TACKLES							INTERCEPTIONS					FUMBLES				ST					MISC			
				TK	S	A	TFL	YDS	SK	YDS	QBH	NO	YDS	LG	TD	PD	FF	FR	TD	YDS	TK	S	A	FF	FR	S	A	
2021	Cardinals	1	1	1	0	1	0	0	0.0	0.0	0	0	0	0	0	0	0	0	0	0	0	0	0	0	0	0	0	0
<b>NFL TOTALS</b>		<b>1</b>	<b>1</b>	<b>1</b>	<b>0</b>	<b>1</b>	<b>0</b>	<b>0</b>	<b>0.0</b>	<b>0.0</b>	<b>0</b>	<b>0</b>	<b>0</b>	<b>0</b>	<b>0</b>	<b>0</b>	<b>0</b>	<b>0</b>	<b>0</b>	<b>0</b>	<b>0</b>	<b>0</b>	<b>0</b>	<b>0</b>	<b>0</b>	<b>0</b>	<b>0</b>	<b>0</b>

### SINGLE-GAME HIGHS: DEFENSIVE

<b>Total Tackles</b>	9 vs. New Orleans Saints, Oct 20, 2022	<b>Fumble Recoveries</b>	1 at Washington Commanders, Sep 10, 2023
<b>Solo Tackles</b>	6 at Atlanta Falcons, Jan 01, 2023 ...2 more at 6.	<b>Tackles For Loss</b>	2 at Seattle Seahawks, Oct 16, 2022 ...1 more at 2.
<b>Sacks</b>	2.0 at Seattle Seahawks, Oct 16, 2022	<b>Interceptions</b>	1 at Washington Commanders, Sep 10, 2023 ...1 more at 1.
<b>Passes Defensed</b>	2 vs. Minnesota Vikings, Sep 19, 2021	<b>Interception Long Return</b>	30 vs. Seattle Seahawks, Nov 06, 2022
<b>Forced Fumbles</b>	1 at Las Vegas Raiders, Sep 18, 2022		

### SINGLE-GAME HIGHS - POSTSEASON: DEFENSIVE

<b>Total Tackles</b>	1 at Los Angeles Rams, Jan 17, 2022	<b>Special Teams Tackles</b>	1 at Los Angeles Rams, Jan 17, 2022
----------------------	-------------------------------------	------------------------------	-------------------------------------

## CARDINALS PLAYER OF THE MONTH & ROOKIE OF THE MONTH SELECTIONS

The Cardinals have had 13 NFC Player of the Month selections since the award began in 1986. The most recent selection was S **Budda Baker** as Defensive Player of the Month in October 2020. He had 31 tackles, 2.0 sacks, two interceptions (90 return yards), three tackles for loss, three quarterback hits, two passes defensed and a forced fumble in three games played – all Arizona victories.

Month, Year	Player (Award)	Month, Year	Player (Award)
October, 1988	QB Neil Lomax (Offensive)	December, 2014	CB Justin Bethel (Special Teams)
November, 1996	QB Boomer Esiason (Offensive)	November, 2015	S Tyrann Mathieu (Defensive)
November, 2001	S Kwamie Lassiter (Defensive)	October, 2016	RB David Johnson (Offensive)
October, 2005	K Neil Rackers (Special Teams)	December, 2017	LB Chandler Jones (Defensive)
December, 2005	K Neil Rackers (Special Teams)	October, 2019	K Zane Gonzalez (Special Teams)
November, 2011	CB Patrick Peterson (Special Teams)	December, 2019	LB Chandler Jones (Defensive)
		October, 2020	S Budda Baker (Defensive)

In addition, six different Cardinals have been named NFL Rookie of the Month a total of seven times.

Month, Year	Player (Award)	Month, Year	Player (Award)
September, 1996	DE Simeon Rice (Defensive)	December, 2008	CB Dominique Rodgers-Cromartie (Defensive)
November, 1997	QB Jake Plummer (Offensive)		
September, 2003	WR Anquan Boldin (Offensive)	October, 2013	S Tyrann Mathieu (Defensive)
November, 2003	WR Anquan Boldin (Offensive)	Dec., 2015/Jan. 2016	RB David Johnson (Offensive)



# TRYSTAN COLON

**63 | OFFENSIVE LINEMAN | 6-3 | 313**

**COLLEGE:** Missouri

**HOW ACQUIRED:** WV-23 (NYJ)

**YEARS NFL/CARDINALS:** 5/2

**HOMETOWN:** Webb City, MO

**DOB:** March 23, 1998



## PRO CAREER:

Originally entered the NFL as an undrafted rookie free agent with Baltimore on 4/27/20. Released by the Ravens on 9/5/20 and re-signed to the team's practice squad on 9/6/20. Re-signed with the Ravens on one-year contracts as an exclusive rights free agent on 4/19/21 and 4/18/22. Signed with the Jets as an unrestricted free agent on 3/18/23 and was released on 8/29/23. Acquired off waivers by the Cardinals on 8/30/23. Re-signed with Arizona to a one-year contract on 3/13/24.

**2023:** Played in 14 games including four starts at LG ... made his Cardinals debut in the season opener @ Was (9/10) ... saw action on special teams in the home opener vs. NYG (9/17) ... played on special teams and offense vs. Dal (9/24), helping pave the way for Arizona to rush for 222 yards, the most by AZ in a single game since Week 6 of 2020 ... played on special teams and offense @ SF (10/1) ... made his first start as a Cardinal and helped block for 127 rushing yards and a TD on 25 carries (5.1 avg.) facing the NFL's fifth-ranked run defense @ Sea (10/22) ... started at LG and helped block for 129 rushing yards facing the NFL's ninth-ranked run defense vs. Bal (10/29) ... inactive (calf) for three games ... saw time on offense and special teams vs. LAR (11/26) ... started at LG and helped lead the way as the Cards rushed for 150 yards @ Pit (12/3); helped RB James Conner rush for 105 yards and two TDs in his return to Pittsburgh ... part of an O-Line that paved the way for the offense to rush for a season-high 234 yards against the NFL's top ranked run defense vs. SF (12/17); marked the Cards highest single-game rushing total since Week 6 of 2020; snapped 49ers streak of 104 consecutive games without allowing 200+ rushing yards ... played @ Chi (12/24) ... saw action on offense and special teams @ Phi (12/31) ... saw time on offense and special teams in the season finale vs. Sea (1/7/24).

## COLLEGE:

Played four seasons (2016-19) at Missouri where he was a three-year starter at center, starting 38 consecutive games to finish his college career ... started all 12 games at center in his final season at Mizzou in 2019, serving on an O-Line that allowed just six tackles for loss and 2.25 sacks per game in the SEC ... in his second year as a starter in 2018, started all 13 games and was a key performer for a line that helped the offense finish the 2018 season ranked 13th nationally (third in the SEC) in total offense (481.8 avg.), 18th nationally (third in the SEC) in scoring (36.6 avg.) and 18th nationally (third in the SEC) in third down conversions (46.4%) ... Mizzou ranked sixth nationally (first in the SEC) in fewest tackles for loss allowed (4.0 avg.) and eighth nationally (first in the SEC) in fewest sacks allowed (1.0 avg.) ... as a freshman in 2017, was named to the SEC All-Freshman team (conference coaches) and earned the Team Underclassman Leadership award winner ... started all 13 games at center and helped Mizzou lead the SEC (ranking eighth nationally) in total offense for the second consecutive season ... part of an O-Line that led the nation in fewest tackles for loss allowed for the second-straight season (2.8), and also led the SEC in fewest sacks allowed (1.0 per game - 5th nationally) ... redshirted in 2016, winning the team's Lifter of the Year at the postseason banquet.

## PERSONAL:

Attended Webb City (MO) High School where he was a multi-sport star who helped the school win three state championships in football ... both his mother, Neysa, and father, Eddie, grew up in Puerto Rico before moving to the Missouri in 1986; his father was killed in a car accident when Trystan was just two years old.

## COLON CAREER STATS

DATE	TEAM	GP	GS
2020	Ravens	2	2
2021	Ravens	12	1
2022	Ravens	6	1
2023	Cardinals	14	4
<b>NFL TOTALS</b>		<b>34</b>	<b>8</b>



# JAMES CONNER

6 | RUNNING BACK | 6-1 | 233

**COLLEGE:** Pittsburgh

**HOMETOWN:** Erie, PA

**HOW ACQUIRED:** UFA-21 (Pit)

**DOB:** May 5, 1995

**YEARS NFL/CARDINALS:** 8/4



 **PRO BOWL SELECTION: 2018, 2021**

## NOTE CARDS

- Signed a one-year contract with the Cardinals on 4/13/21 as an unrestricted free agent following four seasons (2017-20) with Pittsburgh. Re-signed with Arizona in March of 2022, agreeing to a three-year contract.
- A two-time captain (2022-23), two-time Pro Bowl (2018, '21), two-time Player of the Week (Week 8 of 2018; Week 8 of 2019) and one-time Player of the Month (October of 2018) selection.
- In his first three seasons (2021-23) with Arizona, appeared in 41 games (32 starts) and rushed for 2,574 yards and 29 TDs on 593 carries (4.3 avg.) while adding 110 receptions for 840 yards and six TDs.
- His 35 total TDs and 29 rushing TDs both represent the highest totals in Cardinals history in a player's first three seasons with the team.
- Has scored 16 total TDs vs. division opponents since joining the Cardinals in 2021, the most by any NFL player against their own division during that span.
- After going without a 100-yard rushing performance in his first 23 games with the Cardinals, has hit 100+ rushing yards five times in his last 18 games played – including three times in his final five games played in 2023.
- Rushed for 1,040 yards and seven TDs on 208 carries (5.0 avg.) in 13 games played in 2023, marking his first career 1,000-yard rushing season. Also added 165 yards and two TDs on 27 receptions.
- Led the NFL in runs of 20+ yards (11), ranked 2nd in rushing yards/game (80.0), 3rd in runs of 10+ yards (31), 6th in rushing yards (1,040), 7th in rushing average (5.00) and tied for 3rd with four games of 100+ rushing yards in '23.
- The '23 campaign marked his third straight season with 1,000+ scrimmage yards in Arizona, joining RB Ottis Anderson (1979-81) as the only players in Cardinals history to have 1,000+ scrimmage yards in each of their first three seasons with the team.
- Finished the 2022 season with 1,082 scrimmage yards and eight TDs in 13 games.
- In 2022, had a streak of six consecutive games with a TD (Games 10-15), tying the fourth-longest streak in team history and marking the second longest within a season.
- Earned Pro Bowl honors in 2021 after playing in 15 games (6 starts) during the regular season, finishing the year with 752 yards and 15 rushing TDs on 202 rushing attempts while adding 37 receptions for 375 yards and three TDs. Also scored the Cardinals lone TD in the Wild Card matchup.
- Became just the fifth Cardinals RB to receive Pro Bowl honors during his first season with the team: Ollie Matson (1952), Johnny Roland (1966), Ottis Anderson (1979) and Johnny Johnson (1990).
- His 18 total TDs in 2021 marked the second-highest single-season total in Cardinals history and ranked third in the NFL that year. His 15 rushing TDs also represented the second-highest single-season total in team annals and ranked second in the NFL.
- All 18 of his TDs during the 2021 regular season came in his final 13 games played. Had six games with multiple TDs in '21, joining RB David Johnson (8 in 2016) as the only players in franchise history to have at least six such performances in a single season.
- Had at least one TD (rushing or receiving) in seven consecutive games (Games 7-13) in 2021, tied for the longest streak in franchise history. Included in that stretch was a streak of five straight games with a rushing TD, tying the longest such streak in team history.
- Earned his first career Pro Bowl selection with the Steelers in 2018, when he rushed for 12 TDs (third in the NFL) and 973 yards while catching 55 passes for 497 yards a TD in just 13 games.
- After tearing his MCL during the first game of his junior year at the University of Pittsburgh (2015), attended rehab and began experiencing excessive fatigue and other symptoms, leading doctors to perform a chest x-ray that revealed Hodgkin's Lymphoma. He endured 12 rounds of chemotherapy and completed his last chemo appointment on May 9, 2016. On May 23, 2016, he announced that he was cancer free.

### PRO CAREER:

Selected by Pittsburgh in the third round (105th overall) of the 2017 NFL Draft and spent his first four seasons with the Steelers. Signed a one-year contract with the Cardinals as an unrestricted free agent on 4/13/21. Re-signed with Arizona on a three-year contract through the 2024 season on 3/14/22.

**2023:** Started all 13 games he appeared in (missed four games due to a knee injury) and ran for a career-high 1,040 yards on 208 carries (career-high 5.0 avg.) and seven TDs ... also

added 27 catches for 165 yards and two TDs ... had 11 runs of 20+ yards, the most in the NFL ... also ranked second in the league in rushing yards per game (80.0) and third in runs of 10+ yards (31) ... had four 100-yard games, becoming the first Cardinal since 2016 to have 4+ games with 100+ rushing yards in a season ... started the season opener @ Was (9/10) where he had 14 carries for 62 yards to go along with five catches for eight yards ... rushed 23 times for 106 yards and a TD vs. NYG (9/17); it marked the 11th game with 100+ rushing yards in his career; had three rushes of 17+ (17, 21, 22) in a single game for just the second time in his career ... rushed for 98 yards and a



TD on 14 carries (7.0 avg.) vs. Dal (9/24); it marked the first time in his career that he averaged 7.0+ yards per carry in a game in which he had more than two rush attempts ... had 11 carries for 52 yards and a four-yard reception @ SF (10/1) ... had six carries for 46 yards, including a 35-yard rush that matched the second-longest run of his career, vs. Cin. (10/8) before leaving the game due to injury ... missed four games on injured reserve with a knee injury ... ran for 73 yards on 16 carries (4.6 avg.) vs. Atl (11/12) ... rushed for 62 yards on 14 carries (4.4 avg.) @ Hou (11/19) ... ran six times for 27 yards and had four catches for five yards vs. LAR (11/26) ... rushed for 105 yards and two TDs on 25 carries (4.2 avg.) @ Pit (12/3); it marked the fifth time in his career and his first time with the Cardinals that he rushed for 100+ yards and 2+ TDs in a game; it also marked his 12th career game and the seventh time as a member of the Cardinals rushing for 2+ TDs; his seven games with multiple rushing TDs since 2021 are the third most in the NFL during that span; the performance earned him FedEx Ground Player of the Week as he became the first Cardinal to win the award since 2019 (RB Kenyan Drake) ... rushed for 86 yards and a TD on 14 carries vs. SF (12/17), including a 44-yard carry which marked the second-longest run of his career; the TD run marked his 27th with the Cardinals, only five players in franchise history have more rushing TDs ... rushed for 45 yards on 12 carries and added five receptions for 67 yards and a TD @ Chi (12/24); led the team in both rushing and receiving yards; had 100+ scrimmage yards in a game for the 23rd time in his career and the fourth time this season; the TD catch marked his first of the season ... had 26 carries for 128 yards and a TD on the ground to pair with a five-yard TD catch @ Phi (12/31), it marked the first game of his NFL career with 100+ rushing yards, a rushing TD and a receiving TD; surpassed 1,000 scrimmage yards in 2023 marking his third consecutive season doing so joining Ottis Anderson (1979-81) as the only players in Cardinals history to have 1,000+ scrimmage yards in each of their first three seasons with the team; the rushing TD marked the 50th of his career making Conner one of eight active players with 50+ rushing TDs in his career; the day also marked Conner's ninth multi-TD game since joining Arizona in 2021, which is tied for the fourth-most

games in the NFL in that span ... rushed for a career-high 150 yards, including a career-long 29-yard TD run on 27 carries (5.6 avg.) in the season finale vs. Sea (1/7/24); reached a new career-high 1,040 rushing yards on the season, surpassing the 1,000-yard milestone for the first time in his NFL career.

## COLLEGE:

Played in 39 games in four seasons at Pitt (2013-16), and left ranked second in school history in rushing yards (3,733), total TDs (56) and rushing TDs (52), trailing only Tony Dorsett in all three ... set ACC records for career rushing TDs and total TDs ... returned to action in 2016 after enduring a season-ending knee injury in 2015, as he was later diagnosed with Hodgkin's lymphoma ... in 2016, named 1st-team All-ACC and earned the Disney Sports Spirit Award, the FWAA Courage Award, the Brian Piccolo Award and the Maxwell Club Thomas Brookshier Spirit Award ... ran for 1,092 yards and 16 TDs and added 21 receptions for 302 yards and four TDs in 13 games ... as a junior in 2015, played in one game and had 77 yards and two TDs on eight carries before suffering a knee injury ... as a sophomore in 2014, set career highs for carries (298), rushing yards (1,765) and rushing TDs (26) in 13 games ... his 26 rushing TDs, 26 total TDs and 156 points all set school single-season records while his 26 rushing TDs also represented an ACC record ... named 1st-team All-ACC and earned ACC Player of the Year honors ... also named a first-team All-American by the American Football Coaches Association becoming the first Pitt RB to garner first-team accolades in 27 years (Craig "Ironhead" Heyward in 1987) ... as a freshman in 2013, ran for 799 yards and eight TDs on 146 carries in 12 games.

## PERSONAL:

Attended Erie McDowell (Erie, PA) High School where he played RB and saw action on defense ... led the school to the quarterfinals of the PIAA Class AAAA playoffs his senior season after rushing for 1,680 yards and 21 TDs ... as a senior, set a school single-season record with 164 points, including 26 TDs ... also set school records for sacks in a season (12.0 as a senior) and in a career (17.0) ... majored in Administration of Justice.

## CARDINALS IN THE COMMUNITY

Running back **James Conner** began his journey in Arizona in 2021 after spending eight years in the city of Pittsburgh as a Pittsburgh Panther and Pittsburgh Steeler. A published author, Conner's moving story as a cancer survivor has inspired many and created a significant impact in the community.

In June, Conner returned to his hometown of Erie, PA to host his third annual youth football camp. Hundreds of young football players aged 8-18 received instruction and autographs from Conner at the free camp and participated in a variety of drills.

This May, Conner served as a panelist at the Cardinals first Leadership & Mental Health Awareness Discussion and spoke on the importance of mental health in athletics. The discussion was designed to give 75 Arizona high school football coaches and administrators the knowledge and skills to improve their football programs, including how to help student-athletes take care of their mental health.

In August of 2023, Conner attended Eastmark High School football team's home opener in support of senior Kevin Winegar. Just weeks after winning the Arizona 3A State Championship in 2022 with the Firebirds, Winegar was diagnosed with Acute Lymphoblastic Leukemia. To raise awareness and funds, the school hosted a special "Winegar Strong" night at the game benefiting the Children's Cancer Network and the Winegar Strong athletic scholarship. Having gone through a similar experience, Conner and Winegar quickly formed a bond. The two survivors re-connected at State Farm Stadium prior to the Cardinals-Bengals Week 5 matchup last October.

In 2022, he represented the Cardinals and participated in "Giving Tuesday" at Phoenix Children's Hospital. On the Tuesday following Thanksgiving each year, people can bring positive changes to their communities through charitable donations to their favorite nonprofit organizations. Conner helped raise money for Phoenix Children's as the Cardinals triple matched all donations that day.

In 2021 during training camp, Conner participated in a zoom meeting with members of the Cardinals and NFL Flag Football Girls program and shared his advice and experience as a professional athlete.





In November of 2020, he donated 200 turkeys to the Second Harvest Food Bank of Northwestern Pennsylvania in his hometown of Erie, PA. He also partnered with Steelers teammates Cameron Heyward, Maurkice Pouncey and JuJu Smith-Schuster to provide local agencies with turkeys and Thanksgiving meals, serving more than 950 families in Pittsburgh, Erie and Long Beach, CA. In honor of World Cancer Day, Conner visited patients at UMPC Hillman Cancer Center in February of 2020. His goal was a simple one, to encourage and bring hope to patients battling cancer.

In January of 2020, he teamed up with USAA and the Air Force Sergeants Association to award Command Chief Master Sergeant Louis Boykin with a trip to Miami to watch Super Bowl LIV. Conner then met Boykin and other military members in the USAA Salute to Service Lounge during Super Bowl Weekend.

In October of 2019, as a frequent participant in the Make-A-Wish Foundation, Conner surprised Andre Jenkins, a 19-year-old undergoing treatment for leukemia with tickets to the Steelers Monday Night Football game.

That same month, Conner was a recipient of the 2019 Ed Block Courage Award, an award voted on by teammates and given to a player who has shown courage either coming back from an injury or a life-altering situation.

## CONNER CAREER STATS

DATE	TEAM	GP		RUSHING					RECEIVING				
				NO.	YDS.	AVG.	LG	TD	NO.	YDS.	AVG.	LG	TD
2017	Steelers	14	0	32	144	4.5	23	0	0	0	0.0	0	0
2018	Steelers	13	12	215	973	4.5	30	12	55	497	9.0	29	1
2019	Steelers	10	10	116	464	4.0	25	4	34	251	7.4	26t	3
2020	Steelers	13	11	169	721	4.3	59	6	35	215	6.1	18	0
2021	Cardinals	15	6	202	752	3.7	35	15	37	375	10.1	45t	3
2022	Cardinals	13	13	183	782	4.3	23	7	46	300	6.5	22	1
2023	Cardinals	13	13	208	1,040	5.0	44	7	27	165	6.1	34	2
<b>NFL TOTALS</b>		<b>91</b>	<b>65</b>	<b>1,125</b>	<b>4,876</b>	<b>4.3</b>	<b>59</b>	<b>51</b>	<b>234</b>	<b>1,803</b>	<b>7.7</b>	<b>45T</b>	<b>10</b>

## CONNER POSTSEASON STATS

DATE	TEAM	GP		RUSHING					RECEIVING				
				NO.	YDS.	AVG.	LG	TD	NO.	YDS.	AVG.	LG	TD
2020	Steelers	1	1	11	37	3.4	9	1	5	30	6.0	9	0
2021	Cardinals	1	0	4	19	4.8	11	1	1	5	5.0	5	0
<b>NFL TOTALS</b>		<b>2</b>	<b>1</b>	<b>15</b>	<b>56</b>	<b>3.7</b>	<b>11</b>	<b>2</b>	<b>6</b>	<b>35</b>	<b>5.8</b>	<b>9</b>	<b>0</b>


### SINGLE-GAME HIGHS: OFFENSIVE

<b>Rush Attempts</b>	31 at Cleveland Browns, Sep 09, 2018	<b>Receiving Average</b>	18.8 vs. Atlanta Falcons, Oct 07, 2018
<b>Rushing Yards</b>	150 vs. Seattle Seahawks, Jan 07, 2024	<b>Longest Reception</b>	45t at San Francisco 49ers, Nov 07, 2021
<b>Rushing Average</b>	7.0 vs. Dallas Cowboys, Sep 24, 2023	<b>Receiving TDs</b>	1 vs. Los Angeles Chargers, Nov 27, 2022 ...7 more at 1.
<b>Longest Runs</b>	59 vs. Denver Broncos, Sep 20, 2020	<b>All-Purpose Yards</b>	212 vs. Cleveland Browns, Oct 28, 2018
<b>Rushing TDs</b>	2 at Pittsburgh Steelers, Dec 03, 2023 ...11 more at 2.	<b>Most TDs</b>	3 at San Francisco 49ers, Nov 07, 2021
<b>Receptions</b>	9 vs. Los Angeles Rams, Dec 13, 2021	<b>Miscellaneous Tackles</b>	1 at Detroit Lions, Dec 19, 2021 ...4 more at 1.
<b>Receiving Yards</b>	94 vs. Los Angeles Rams, Dec 13, 2021		

### SINGLE-GAME HIGHS - POSTSEASON: OFFENSIVE

<b>Rush Attempts</b>	11 vs. Cleveland Browns, Jan 10, 2021	<b>Receiving Yards</b>	30 vs. Cleveland Browns, Jan 10, 2021
<b>Rushing Yards</b>	37 vs. Cleveland Browns, Jan 10, 2021	<b>Receiving Average</b>	6.0 vs. Cleveland Browns, Jan 10, 2021
<b>Rushing Average</b>	3.4 vs. Cleveland Browns, Jan 10, 2021	<b>Longest Reception</b>	9 vs. Cleveland Browns, Jan 10, 2021
<b>Longest Runs</b>	11 at Los Angeles Rams, Jan 17, 2022	<b>All-Purpose Yards</b>	67 vs. Cleveland Browns, Jan 10, 2021
<b>Rushing TDs</b>	1 at Los Angeles Rams, Jan 17, 2022 ...1 more at 1.	<b>Most TDs</b>	1 at Los Angeles Rams, Jan 17, 2022 ...1 more at 1.
<b>Receptions</b>	5 vs. Cleveland Browns, Jan 10, 2021		



**DEEJAY DALLAS****20 | RUNNING BACK | 5-10 | 214****COLLEGE:** Miami**HOW ACQUIRED:** UFA-24 (Sea)**YEARS NFL/CARDINALS:** 5/1**HOMETOWN:** Brunswick, GA**DOB:** September 16, 1998**PRO CAREER:**

Selected by Seattle in the fourth round (144th overall) of the 2020 NFL Draft and spent four seasons with the Seahawks. Signed a three-year contract with the Cardinals on 3/13/24.

**2023:** Played all 17 games and had 10 carries for 36 yards and had six receptions for 26 yards ... also returned 17 kicks for 440 yards (25.9 avg.) and 25 punts for 265 yards (10.6 avg.) along with three special teams tackles ... had a season-long 34-yard kick return, an 18-yard punt return and a 14-yard reception in the season opener vs. LAR (9/10) ... brought back a pair of kicks for 55 yards and three punts for 41 yards (13.7 avg.) vs. Car (9/24) ... had a 30-yard kick return and a 23-yard punt return @ NYG (10/2) ... returned three punts for 34 yards (11.3 avg.) and one kick for 21 yards @ Cin (10/15) ... had four punt returns for a career-high 47 yards (11.8 avg.), including a career-long 32-yard return; also had one kick return for 24 yards vs. AZ (10/22) ... had two punt returns for 25 yards and a 10-yard reception @ LAR (11/19) ... returned three kicks for 82 yards (27.3 avg.) vs. Pit (12/31).

**COLLEGE:**

Played 35 games (10 starts) in three seasons at Miami (2017-19) where he totaled 265 carries for 1,527 yards (7.6 avg.) and 17

TDs as well as 28 receptions for 317 yards (11.3 avg.) and two TDs ... also returned 11 punts for 191 yards (17.4 avg.) and a TD and 20 kickoffs for 420 yards ... started all 10 games as a junior in 2019 and led the team in rushing yards (693) and rushing TDs (eight) on 115 carries (11.5 avg.); also had 14 catches for 140 yards and two TDs ... played all 13 games as a sophomore in 2018 and led the team with 1,260 all purpose yards and six rushing TDs; had 109 carries for 617 yards (8.4 avg.) and six TDs, 10 receptions for 85 yards, 17 kick returns for 367 yards (21.6 avg.) and 11 punt returns for 191 yards (17.4 avg.) and a TD ... played in 12 games as a true freshman in 2017 and had 41 carries for 217 yards (5.3 avg.) and three TDs to go along with four receptions for 92 yards.

**PERSONAL:**

Attended Glynn (Brunswick, GA) Academy where he played QB, RB, WR, DB, KR and PR ... was a consensus four-star recruit ... ran for 1,203 yards and 14 TDs and added 911 passing yards and eight TDs as a senior while leading the Red Terrors to an 11-2 record ... established the DeeJay Dallas Foundation in July of 2023 ... in April of 2024 visited troops in Poland with Cardinals teammate Trey McBride as part of a USO tour ... along with his wife, Yasmin, the couple has two sons ... his cousin, Darius Slay, plays CB for the Philadelphia Eagles ... has nine siblings ... his brother, Amauri, is training to become an Army Ranger.

**CARDINALS IN THE COMMUNITY**

Running back **DeeJay Dallas** joined the Cardinals this offseason following four years in Seattle (2020-23) and he wasted no time representing his new team in the community.

Shortly after signing with Arizona as a free agent in March, Dallas joined his new teammate Trey McBride in Poland on an NFL-USO trip. The visit spanned four days with the group visiting six different military bases and hundreds of troops. Dallas was able to observe military equipment demonstrations, participate in an Army combat fitness test, and take part in a Madden gaming tournament – all while conducting meet and greets and sharing meals with service members. A special moment of the trip came when Dallas met with service members from the Arizona National Guard, who were all die-hard Cardinals fans. The trip was especially meaningful for Dallas as his brother, Amauri, is an active service member and is currently in Army Ranger School.

He established the DeeJay Dallas Foundation in 2023. The foundation's vision is to provide programs that enable youth to have experiences, develop skills and gain knowledge that will help them flourish in society. Since its inception, the DeeJay Dallas Foundation has been very active in the communities that DeeJay has lived and played in, primarily Brunswick, GA and Seattle, WA. Learn more about the foundation at: <https://deejaydallas.org/>.

Events the foundation has hosted include a Charity Bowling Tournament, Silent Auction, Youth Football Camp, Winter Coat Drive, Health & Wellness Expo, Fundraising Gala, Scholarship Luncheon, Charity Golf Tournament and Mentoring Event, all of which Dallas hopes to host on an annual basis.





## DALLAS CAREER STATS

DATE	TEAM	GP	GS	RUSHING					RECEIVING				
				NO.	YDS.	AVG.	LG	TD	NO.	YDS.	AVG.	LG	TD
2020	Seahawks	12	2	34	108	3.2	13	2	17	111	6.5	13	1
2021	Seahawks	17	0	33	138	4.2	15	2	21	133	6.3	29	0
2022	Seahawks	15	0	35	186	5.3	27	0	17	126	7.4	41	0
2023	Seahawks	17	0	10	36	3.6	8	0	6	26	4.3	14	0
<b>NFL TOTALS</b>		<b>61</b>	<b>2</b>	<b>112</b>	<b>468</b>	<b>4.2</b>	<b>27</b>	<b>4</b>	<b>61</b>	<b>396</b>	<b>6.5</b>	<b>41</b>	<b>1</b>

## DALLAS POSTSEASON STATS

DATE	TEAM	GP	GS	RUSHING					RECEIVING				
				NO.	YDS.	AVG.	LG	TD	NO.	YDS.	AVG.	LG	TD
2022	Seahawks	1	0	6	13	2.2	7	0	0	0	0.0	0	0
<b>NFL TOTALS</b>		<b>1</b>	<b>0</b>	<b>6</b>	<b>13</b>	<b>2.2</b>	<b>7</b>	<b>0</b>	<b>0</b>	<b>0</b>	<b>0.0</b>	<b>0</b>	<b>0</b>

## DALLAS CAREER STATS

DATE	TEAM	RET.	KICKOFF RETURNS					PUNT RETURNS					
			YDS.	AVG.	LG	TD	NO.	FC	YDS.	AVG.	LG	TD	
2020	Seahawks	0	0	0.0	0	0	0	0	0	0	0.0	0	0
2021	Seahawks	33	764	23.2	40	0	0	0	0	0	0.0	0	0
2022	Seahawks	12	270	22.5	30	0	14	11	102	7.3	20	0	0
2023	Seahawks	17	440	25.9	34	0	25	16	265	10.6	32	0	0
<b>NFL TOTALS</b>		<b>62</b>	<b>1,474</b>	<b>23.8</b>	<b>40</b>	<b>0</b>	<b>39</b>	<b>27</b>	<b>367</b>	<b>9.4</b>	<b>32</b>	<b>0</b>	<b>0</b>

## SINGLE-GAME HIGHS: OFFENSIVE

<b>Rush Attempts</b>	18 vs. San Francisco 49ers, Nov 01, 2020	<b>Kickoff Returns</b>	5 vs. San Francisco 49ers, Dec 05, 2021
<b>Rushing Yards</b>	43 vs. New York Jets, Jan 01, 2023	<b>Kickoff Return Yards</b>	129 vs. San Francisco 49ers, Dec 05, 2021
<b>Longest Runs</b>	27 vs. Los Angeles Rams, Jan 08, 2023	<b>Longest Kickoff Return</b>	40 vs. Chicago Bears, Dec 26, 2021
<b>Rushing TDs</b>	1 at Los Angeles Rams, Dec 21, 2021 ...3 more at 1.	<b>Punt Return Yards</b>	47 vs. Arizona Cardinals, Oct 22, 2023
<b>Receptions</b>	6 at Kansas City Chiefs, Dec 24, 2022	<b>Longest Punt Return</b>	32 vs. Arizona Cardinals, Oct 22, 2023
<b>Receiving Yards</b>	55 vs. New York Jets, Jan 01, 2023	<b>Punt Returns</b>	4 vs. Arizona Cardinals, Oct 22, 2023
<b>Longest Reception</b>	41 vs. New York Jets, Jan 01, 2023	<b>Special Teams Tackles</b>	3 at Pittsburgh Steelers, Oct 17, 2021
<b>Receiving TDs</b>	1 vs. San Francisco 49ers, Nov 01, 2020	<b>Most TDs</b>	2 vs. San Francisco 49ers, Nov 01, 2020

## SINGLE-GAME HIGHS - POSTSEASON: OFFENSIVE

<b>Rush Attempts</b>	6 at San Francisco 49ers, Jan 14, 2023	<b>Longest Runs</b>	7 at San Francisco 49ers, Jan 14, 2023
<b>Rushing Yards</b>	13 at San Francisco 49ers, Jan 14, 2023	<b>All-Purpose Yards</b>	13 at San Francisco 49ers, Jan 14, 2023



# JADEN DAVIS


**39 | CORNERBACK | 5-10 | 182**

**COLLEGE:** Miami

**HOMETOWN:** Fort Lauderdale, FL

**DOB:** July 18, 2001

**ROUND 7**  
**226th Overall**



## NOTE CARDS

- Selected by the Cardinals in the seventh round (226th overall) of the 2024 NFL Draft out of Miami (FL).
- Drafted by Arizona in the same slot (226th) the team used to select S Pat Tillman in 1998. Through the NFL's Salute to Service initiative alongside its partner the Pat Tillman Foundation (PTF), Tillman Scholars Deborah Trimble and Jeremy Glasstetter announced the Davis pick from the podium in Detroit.
- One of three cornerbacks selected by the Cardinals in the 2024 NFL Draft, joining Max Melton and Elijah Jones. That is the most corners for Arizona in a single draft since 1991.

### COLLEGE CAREER:

Following four seasons (2019-22) at Oklahoma, Davis transferred to Miami for his redshirt senior season in 2023 ... in his college career, played 60 games (34 starts) and finished with 145 tackles, an INT, 14 passes defended, four tackles for loss, two forced fumbles and a sack.

**2023:** In his lone season with the Hurricanes, started 12-of-13 games played and totaled 42 tackles, three tackles for loss, four passes defended, a sack and two forced fumbles ... his 42 tackles led all Miami corners ... named ACC Defensive Back of the Week for dominant outing against Texas A&M (9/9), when he finished with eight total tackles, two tackles for loss, a pass defended and a forced fumble ... started in double-OT win over Clemson (10/21) and played key role in stifling defensive performance; had three tackles and one pass defended in win over Tigers ... had a strong outing @ NC State (11/4), finishing with a nine-yard sack, a forced fumble and four total tackles.

**2022:** Played 11 games (nine starts) in his final season with the Sooners, collecting 35 tackles, a tackle for loss, two passes defended and a QB hurry ... recorded six tackles and had pair of passes defended @ Iowa State (10/29) ... had a career-high seven tackles vs. Texas (10/8).

**2021:** Played all 13 games and made six starts ... finished the year with 25 tackles and two passes defended.

**2020:** Appeared in 10 games and made six starts, including starts in each of season's first five games ... totaled 11 tackles (10 solo) and five passes defended ... had two solo stops in Cotton Bowl win over No. 10 Florida (12/30) ... had a pair of passes defended vs. No. 22 Texas (10/10).

**2019:** Played all 13 games and made one start (vs. West Virginia) as a true freshman ... logged 33 tackles, his first career INT and one pass defended ... had a season-high six solo tackles at Kansas State (10/26) ... earned his first career start and finished with two tackles against West Virginia (10/19).

### PERSONAL:

Attended powerhouse Saint Thomas Aquinas (Fort Lauderdale, FL) High School where he was a four-star recruit and Under Armour All-American ... became the 37th player from the school to be drafted in the NFL ... registered 60 tackles, five INTs (two returned for TDs) and a fumble recovery (returned 82 yards for a TD) in his high school career ... earned a bachelor's degree in Information Studies from Oklahoma and is currently working towards a master's degree in Liberal Studies.

## DAVIS STATS

DATE	TEAM	GP	GS	TACKLES							QBH	INTERCEPTIONS					FUMBLES				ST					MISC				
				TK	S	A	TFL	YDS	SK	YDS		NO	YDS	LG	TD	PD	FF	FR	TD	YDS	TK	S	A	FF	FR	S	A			
2019	Oklahoma	13	1	32	26	6	0.0	0.0	0.0	0.0	2	1	0	0	0	1	0	0	0	0	0	0	0	0	0	0	0	0	0	0
2020	Oklahoma	10	6	11	10	1	0.0	0.0	0.0	0.0	0	0	0	0	0	5	0	0	0	0	0	0	0	0	0	0	0	0	0	0
2021	Oklahoma	13	6	25	21	4	0.0	0.0	0.0	0.0	0	0	0	0	0	2	0	0	0	0	0	0	0	0	0	0	0	0	0	0
2022	Oklahoma	11	9	35	23	12	1.0	6.0	0.0	0.0	1	0	0	0	0	2	0	0	0	0	0	0	0	0	0	0	0	0	0	0
2023	Miami (FL)	13	12	42	32	10	3.0	22.0	1.0	9.0	1	0	0	0	0	4	2	0	0	0	0	0	0	0	0	0	0	0	0	0
<b>TOTALS</b>		<b>60</b>	<b>34</b>	<b>145</b>	<b>112</b>	<b>33</b>	<b>4.0</b>	<b>28.0</b>	<b>1.0</b>	<b>9.0</b>	<b>4</b>	<b>1</b>	<b>0</b>	<b>0</b>	<b>0</b>	<b>14</b>	<b>2</b>	<b>0</b>	<b>0</b>	<b>0</b>	<b>0</b>	<b>0</b>	<b>0</b>	<b>0</b>	<b>0</b>	<b>0</b>	<b>0</b>	<b>0</b>	<b>0</b>	<b>0</b>



# EMARI DEMERCADO

31 | RUNNING BACK | 5-9 | 215


**COLLEGE:** TCU

**HOW ACQUIRED:** FA-23

**YEARS NFL/CARDINALS:** 2/2

**HOMETOWN:** Inglewood, CA

**DOB:** January 20, 1999



## NOTE CARDS

- Signed with the Cardinals as a rookie free agent out of TCU in 2023 and went on to appear in 14 games (two starts) in his debut season. Rushed for 284 yards and two TDs on 58 carries (4.9 avg.) and added 21 receptions for 119 yards.
- Helped the Cardinals rush for 2,365 yards and 17 TDs on 471 carries (5.02 avg.). Marked the fourth-best single-season rushing yardage total in team history.
- His 284 rushing yards were the most in franchise history by an undrafted rookie (excluding 1987 season which featured replacement players).

### PRO CAREER:

Originally signed with the Cardinals as an undrafted rookie free agent on 5/1/23.

**2023:** Played 14 games (two starts) and finished his rookie campaign with 284 rushing yards on 58 carries (4.9 avg.) and two TDs to go along with 21 catches for 119 yards ... his 284 rushing yards were the third most among undrafted rookies while his two rushing TDs were tied for the most among NFL UDFAs ... made his NFL debut in the season opener @ Was (9/10) ... had two catches for seven yards vs. NYG (9/17) ... rushed 10 times for 45 yards and a TD vs. Cin (10/8); the 11-yard TD marked the first of his career ... led the team with 58 rushing yards on 13 carries @ Sea (10/22) ... led the team with 78 yards on 20 carries vs. Bal (10/29), becoming the first Cardinals undrafted rookie to rush for 50+ yards in consecutive games (excluding NFL strike replacement players) since at least 1970 ... rushed for 64 yards on just four carries vs. SF (12/17), including a 49-yard TD run; gave Demercado 274 rushing yards on the season, the most by an undrafted rookie in franchise history (excluding the 1987 season) ... had a team-high seven receptions for 40 yards and 10 rushing yards on two carries @ Chi (12/24).

### COLLEGE:

Played 51 games in five years with the Horned Frogs (2018-22)

and ran for 1,615 yards and 10 TDs on 338 carries to go along with 40 receptions for 277 yards and one TD ... a first-team Academic All-Big 12 selection three times (2019, '21-22) ... in 2022, rushed for 681 yards and six TDs on 121 carries (5.6-yard avg.) while helping TCU advance to the College Football National Championship game ... ran for 150 yards and a TD in the CFP semifinal game against Michigan in the Fiesta Bowl at State Farm Stadium ... rushed for 446 yards (4.6-yard avg.) and four TDs in 2021 ... as a junior in 2020, appeared in eight games (two starts) and led all TCU running backs with 10 receptions for 110 yards and rushed for 199 yards (4.3-yard avg) ... redshirted in 2019 after playing in four games and totaling 65 yards on the season ... in his first season at TCU in 2018, played 13 games and finished the season with 224 yards ... began his collegiate career at Saddleback College (CA) and ran for 1,026 yards and 15 TDs in 2017 while also catching 54 passes for 443 yards and two TDs.

### PERSONAL:

Full name pronounced "ee-MAR-ee / dee-mer-CAH-doe" ... attended Downey (CA) High School ... in his final two seasons, appeared in 21 games and rushed for 1,508 yards and 16 TDs on 209 carries ... also had 18 receptions for 252 yards and two TDs ... earned a bachelor's degree in Economics and a master's degree in Business Analytics.

## DEMERCADO CAREER STATS

DATE	TEAM	RUSHING							RECEIVING				
		GP	GS	NO.	YDS.	AVG.	LG	TD	NO.	YDS.	AVG.	LG	TD
2023	Cardinals	14	2	58	284	4.9	49t	2	21	119	5.7	22	0
<b>NFL TOTALS</b>		<b>14</b>	<b>2</b>	<b>58</b>	<b>284</b>	<b>4.9</b>	<b>49T</b>	<b>2</b>	<b>21</b>	<b>119</b>	<b>5.7</b>	<b>22</b>	<b>0</b>

### SINGLE-GAME HIGHS: OFFENSIVE

**Rush Attempts** 20 vs. Baltimore Ravens, Oct 29, 2023  
**Rushing Yards** 78 vs. Baltimore Ravens, Oct 29, 2023  
**Longest Runs** 49t vs. San Francisco 49ers, Dec 17, 2023  
**Rushing TDs** 1 vs. San Francisco 49ers, Dec 17, 2023  
 ...1 more at 1.

**Receptions** 7 at Chicago Bears, Dec 24, 2023

**Receiving Yards** 40 at Chicago Bears, Dec 24, 2023  
**Longest Reception** 22 at Chicago Bears, Dec 24, 2023  
**All-Purpose Yards** 79 vs. Baltimore Ravens, Oct 29, 2023  
**Most TDs** 1 vs. San Francisco 49ers, Dec 17, 2023  
 ...1 more at 1.



# VICTOR DIMUKEJE

52 | LINEBACKER | 6-2 | 262

**COLLEGE:** Duke

**HOW ACQUIRED:** D6a-21

**YEARS NFL/CARDINALS:** 4/4

**HOMETOWN:** Baltimore, MD

**DOB:** November 18, 1999



## NOTE CARDS

- Selected by Arizona with their first pick of the sixth round (210th overall) of the 2021 NFL Draft out of Duke and appeared in 44 games (eight starts) in his first three seasons (2021-23).
- Posted career highs in games played (16), starts (6), tackles (27), sacks (4.0), QB hits (8) and tackles for loss (5) in 2023.
- Moved to the United States with his family at age 8 from his native Lagos, Nigeria.

### PRO CAREER:

Selected by Arizona with their first pick of the sixth round (210th overall) of the 2021 NFL Draft out of Duke.

**2023:** Set career highs in games played (16), starts (six), tackles (27), QB hits (eight), tackles for loss (five), sacks (4.0), forced fumbles (one) and passes defended (one) ... registered two tackles, a sack of QB Sam Howell and forced a RB Antonio Gibson fumble in the season opener @ Was (9/10), marking the first sack and forced fumble of his NFL career ... had two tackles and split a sack of QB Daniel Jones for a loss of five yards vs. NYG (9/17) ... had three tackles including a seven-yard sack of QB Dak Prescott vs. Dal (9/24) ... sacked QB Matthew Stafford for a loss of nine yards @ LAR (10/15) ... split a sack of QB Lamar Jackson vs. Bal (10/29), giving him a team-high 4.0 sacks through the first eight games of the season ... had one tackle on defense and one tackle on special teams @ Cle (11/5) ... had a tackle on defense and special teams vs. SF (12/17).

### COLLEGE:

A two-time All-ACC selection (2019-20), started all 49 games he played and totaled 166 tackles, 36.0 tackles for loss, 21.5 sacks (second most in program history), 28 QB pressures, one INT, five forced fumbles and three fumble recoveries in four seasons (2017-20) at Duke ... earned honorable mention All-ACC accolades and was named a semifinalist for the Lott IMPACT Trophy, awarded to the college defensive player who makes the

biggest impact for his team on and off the field as a senior in 2020 ... recorded 44 tackles, 11.5 tackles for loss, 7.5 sacks, five QB pressures, two forced fumbles and one fumble recovery in 11 games (all starts) ... named second-team All-ACC as a junior in 2019, starting all 12 games and totaling 41 tackles, 9.5 tackles for loss, a team-high 8.5 sacks, 10 QB pressures and a forced fumble ... started all 13 games and recorded 41 tackles, 7.5 tackles for loss, 3.5 sacks, nine QB pressures, two forced fumbles and one fumble recovery as a sophomore in 2018 ... received first-team Freshman All-American accolades from ESPN in 2017 after starting all 13 games and posting 40 tackles, 7.5 tackles for loss (led all ACC freshman), 2.0 sacks, four QB pressures, one fumble recovery and a pass defended.

### PERSONAL:

Last name is pronounced "dee-moo-KAY-gee" ... prepped at the Boys' Latin School of Maryland (Baltimore, MD) ... earned USA Today American Family Insurance All-USA Maryland Football second-team honors and Baltimore Sun All-Metro first-team accolades with 72 tackles, 21 tackles for loss, 10.5 sacks and two forced fumbles as a senior in 2016 ... selected to play for Team Baltimore in the Crab Bowl following his senior season and was named a 2016 Under Armour ELITE 100 postseason selection ... earned All-Maryland Interscholastic Athletic Association B Conference recognition with 42 tackles, 8.5 tackles for loss, 7.0 sacks and two fumble recoveries as a junior in 2015 ... graduated in December, 2020 with a degree in Evolutionary Anthropology.

## DIMUKEJE CAREER STATS

DATE	TEAM	GP	GS	TACKLES							QBH	INTERCEPTIONS					FUMBLES				ST					MISC							
				TK	S	A	TFL	YDS	SK	YDS		NO	YDS	LG	TD	PD	FF	FR	TD	YDS	TK	S	A	FF	FR	S	A						
2021	Cardinals	14	0	1	0	1	0	0	0.0	0.0	1	0	0	0	0	0	0	0	0	0	0	0	0	0	0	0	0	0	0	0	0	0	0
2022	Cardinals	14	2	13	10	3	0	0	0.0	0.0	1	0	0	0	0	0	0	0	0	0	0	0	0	0	0	0	0	0	0	0	0	0	0
2023	Cardinals	16	6	27	18	9	5	32	4.0	27.5	8	0	0	0	0	1	1	0	0	0	0	0	0	0	0	0	0	0	0	0	0	0	0
<b>NFL TOTALS</b>		<b>44</b>	<b>8</b>	<b>41</b>	<b>28</b>	<b>13</b>	<b>5</b>	<b>32</b>	<b>4.0</b>	<b>27.5</b>	<b>10</b>	<b>0</b>	<b>0</b>	<b>0</b>	<b>0</b>	<b>1</b>	<b>1</b>	<b>0</b>	<b>0</b>	<b>0</b>	<b>0</b>	<b>0</b>	<b>0</b>	<b>0</b>	<b>0</b>	<b>0</b>	<b>0</b>	<b>0</b>	<b>0</b>	<b>0</b>	<b>0</b>	<b>0</b>	<b>0</b>

### SINGLE-GAME HIGHS: DEFENSIVE

**Total Tackles** 4 at Houston Texans, Nov 19, 2023  
...1 more at 4.

**Sacks** 1.0 at Los Angeles Rams, Oct 15, 2023  
...2 more at 1.0.

**Forced Fumbles** 1 at Washington Commanders, Sep 10, 2023

**Special Teams Tackles** 1 vs. San Francisco 49ers, Dec 17, 2023  
...11 more at 1.



# GREG DORTCH

4 | WIDE RECEIVER | 5-7 | 175


**COLLEGE:** Wake Forest

**HOW ACQUIRED:** FA-21

**YEARS NFL/CARDINALS:** 4/4

**HOMETOWN:** Highland Springs, VA

**DOB:** May 29, 1998



## NOTE CARDS

- During his first three seasons (2019-21) in the NFL, the former undrafted rookie spent time with five teams (Jets, Panthers, Rams, Falcons and Cardinals) and was released six different times. He appeared in just seven games during that span. In his last two seasons (2022-23) with AZ, appeared in 32 games (8 starts) and had 1,821 all-purpose yards: 747 receiving, 49 rushing, 447 punt return and 578 kickoff returns.
- After posting three receptions for 15 yards in his first three NFL seasons (2019-21), had 76 receptions for 747 yards and four TDs in the last two seasons with Arizona.
- One of the Cardinals top offensive weapons over the final two months of the '23 season, totaling 23 receptions for 278 yards and two TDs over his final seven games played.
- Had a breakout campaign with Arizona in 2022, finishing the year with 52 receptions for 467 yards and two TDs, seven rush attempts for 44 yards, 26 punt returns for 172 yards and 11 kickoff returns for 218 yards. Dortch ranked second in the NFL in catch percentage at 81.3% (52 receptions on 64 targets).

### PRO CAREER:

Originally signed with the Jets as an undrafted rookie free agent on 5/10/19. Released on 9/1/19 and signed to the practice squad on 9/2/19. Signed to the Carolina active roster on 10/16/19. Released on 11/11/19 and signed to the practice squad on 11/13/19. Elevated to the Panthers active roster on 12/6/19 and released on 12/10/19. Signed to the Rams practice squad on 12/12/19 and released on 7/25/20. Signed with the Atlanta practice squad on 12/28/20 and released on 6/17/21. Signed a one-year contract with Arizona on 8/3/21. Released on 8/31/21 and signed to the practice squad on 9/1/21. Elevated to the active roster on 11/6/21. Elevated to the active roster on 11/13/21. Promoted to the active roster on 12/25/21. Re-signed with the Cardinals on a one-year contract on 3/10/23 as an exclusive rights free agent.

**2023:** Played 16 games (four starts) and had 24 catches for 280 yards and two TDs as well as a five-yard carry ... added 17 kick returns for 360 yards and 29 punt returns for 275 yards ... returned four punts for 24 yards in the season opener @ Was (9/10) ... had four punt returns for 48 yards and two kick returns for 25 yards @ Cle (11/5) ... had a career-long 49-yard punt return vs. Atl (11/12), which marked the longest by a member of the Cardinals since Week 2 of 2014 (Ted Ginn - 71 yards); finished with two punt returns for 56 yards and one kick return for 22 yards ... hauled in six receptions for 76 yards @ Hou (11/19) ... totaled three catches for 27 yards and a TD vs. LAR (11/26); the TD catch marked his first of the season and the third of his career ... had a 19-yard reception, a 24-yard kick return and three punt returns for 24 yards @ Pit (12/3) ... had two catches for 45 yards and a TD @ Chi (12/24); his 38-yard TD catch marked the longest of his career; also added three kickoff returns for 87 yards ... led the team with seven receptions and 82 receiving yards @ Phi (12/31), added three kickoff returns for 74 yards and two punt returns for 29 yards for a total of 185 all-

purpose yards ... had two catches for 14 yards, three kickoff returns for 22 yards and a 17-yard punt return in the season finale vs. Sea (1/7/24).

### COLLEGE:

Three-year WR who finished his college career ranked ninth in Wake Forest history in receptions (142), 13th in receiving yards (1,800) and eighth in TD receptions (17) ... tallied 19 total TDs in 20 games played ... tied the school record and ACC record for punt return TDs in a game (2) ... set the school record in consecutive 200-yard all-purpose games (four) and total TD receptions in a game (4) ... as a sophomore in 2018, named first team All-American punt returner by Pro Football Focus, first team All-American return specialist by Sports Illustrated, first team All-American punt returner by Football Writers Association of America, first team All-ACC at both all-purpose back and as a return specialist and ESPN All-ACC team ... finished the season with 89 receptions for 1,078 yards and eight TDs ... as a freshman in 2017, posted 53 receptions for 722 yards and nine touchdown TDs in eight games ... named second team All-ACC as an all-purpose back and honorable mention as a return specialist ... redshirted during the 2016 season.

### PERSONAL:

Named Virginia 5-A Player of the Year in 2015 and was named All-Metro Richmond, first team All-Region 5-A South at both wide receiver and kick returner and 5-A South Region and Conference 12 Player of the Year in 2014 ... honored as the ACC's 2018 recipient of the Brian Piccolo Award given to the ACC football player who has overcome a serious injury or illness ... after his small intestine was punctured from landing on a pylon while scoring a TD against Louisville in 2017, he went on to contribute two more TDs in the 41-34 win before being rushed to the hospital for surgery.





## DORTCH CAREER STATS

DATE	TEAM	GP	GS	RECEIVING					RUSHING				
				NO.	YDS.	AVG.	LG	TD	NO.	YDS.	AVG.	LG	TD
2019	Panthers	2	0	0	0	0.0	0	0	0	0	0.0	0	0
2021	Cardinals	5	2	3	15	5.0	10	0	1	24	24.0	24	0
2022	Cardinals	16	4	52	467	9.0	47	2	7	44	6.3	20	0
2023	Cardinals	16	4	24	280	11.7	38t	2	1	5	5.0	5	0
<b>NFL TOTALS</b>		<b>39</b>	<b>10</b>	<b>79</b>	<b>762</b>	<b>9.6</b>	<b>47</b>	<b>4</b>	<b>9</b>	<b>73</b>	<b>8.1</b>	<b>24</b>	<b>0</b>

## DORTCH CAREER STATS

DATE	TEAM	RET.	KICKOFF RETURNS				PUNT RETURNS					
			YDS.	AVG.	LG	TD	NO.	FC	YDS.	AVG.	LG	TD
2019	Panthers	5	119	23.8	32	0	4	1	28	7.0	11	0
2021	Cardinals	4	79	19.8	31	0	3	0	24	8.0	17	0
2022	Cardinals	11	218	19.8	31	0	26	5	172	6.6	18	0
2023	Cardinals	17	360	21.2	40	0	29	8	275	9.5	49	0
<b>NFL TOTALS</b>		<b>37</b>	<b>776</b>	<b>21.0</b>	<b>40</b>	<b>0</b>	<b>62</b>	<b>14</b>	<b>499</b>	<b>8.0</b>	<b>49</b>	<b>0</b>

### SINGLE-GAME HIGHS: OFFENSIVE

**Rush Attempts** 3 vs. Tampa Bay Buccaneers, Dec 25, 2022  
**Rushing Yards** 25 vs. Tampa Bay Buccaneers, Dec 25, 2022  
**Longest Runs** 24 at Dallas Cowboys, Jan 02, 2022  
**Receptions** 10 vs. Tampa Bay Buccaneers, Dec 25, 2022  
**Receiving Yards** 103 vs. San Francisco 49ers, Nov 21, 2022  
**Receiving Average** 13.8 at Las Vegas Raiders, Sep 18, 2022  
**Longest Reception** 47 vs. San Francisco 49ers, Nov 21, 2022  
**Receiving TDs** 1 at Chicago Bears, Dec 24, 2023  
 ...3 more at 1.

**All-Purpose Yards** 185 at Philadelphia Eagles, Dec 31, 2023

**Kickoff Returns** 4 vs. Seattle Seahawks, Nov 06, 2022  
**Kickoff Return Yards** 87 at Chicago Bears, Dec 24, 2023  
**Longest Kickoff Return** 40 at Chicago Bears, Dec 24, 2023  
**Punt Return Yards** 56 vs. Atlanta Falcons, Nov 12, 2023  
**Longest Punt Return** 49 vs. Atlanta Falcons, Nov 12, 2023  
**Punt Returns** 4 at Cleveland Browns, Nov 05, 2023  
 ...1 more at 4.  
**Punt Return Average** 13.3 at Los Angeles Rams, Nov 13, 2022  
**Kickoff Return Average** 29.0 at Chicago Bears, Dec 24, 2023  
**Scrimmage Yards** 123 vs. Tampa Bay Buccaneers, Dec 25, 2022  
 103 vs. San Francisco 49ers, Nov 21, 2022

## CARDINALS AND ARIZONA FORD DEALERS HOST 2024 NFL DRAFT PARTY

The Cardinals hosted the 2024 NFL Draft Party presented by Arizona Ford Dealers on Thursday, April 25 on the Great Lawn outside State Farm Stadium.

Fans in attendance had the opportunity to watch the Cardinals select two first-round picks in WR Marvin Harrison Jr. and Darius Robinson.

Fans also had an opportunity meet Cardinals players, alumni, team mascot Big Red and Cardinals Cheerleaders while watching live NFL Network coverage of the draft on a giant video board.

Cardinals merchandise, including 2024 NFL Draft gear, was available for purchase. Food and beverages were also available, along with a host of local food trucks including the "Bud Light Primetime Grill", a 75-foot semitruck turned restaurant on wheels.

A special post-draft fireworks show concluded the party following the completion of the first round.

Some of the other activities for fans offered at the draft party included:

- Kids Interactive Zone: Featuring combine activities and inflatables
- Autographs: Cardinals players, alumni and cheerleaders signed autographs and posed for pictures
- Entertainment: Options included a 200-foot zipline, rock wall, and a 360-degree photo booth along with face painters and balloon artists for guests
- Big Red Siren: Fans had the opportunity to take their picture alongside the Cardinals "Big Red Siren" used by the team on game days
- Jr. Cheer Mini-Clinic: Children ages 5-12 took part in a free Jr. Cheer & Cards Crew mini-clinic taught by members of the Cardinals Cheerleaders & Flag Team
- Special Sweepstakes: Fans in attendance at the Draft Party were also able to enter a sweepstakes for a chance to win an autographed Tyler Murray jersey





# HJALTE FROHOLDT

**72 | OFFENSIVE LINEMAN | 6-5 | 310**


**COLLEGE:** Arkansas

**HOW ACQUIRED:** UFA-23 (Cle)

**YEARS NFL/CARDINALS:** 5/2

**HOMETOWN:** Svendborg, Denmark

**DOB:** August 20, 1996



## NOTECARDS

- Name pronounced "YELL-duh / FRO-holt."
- Signed a two-year contract with the Cardinals on 3/15/23 following four seasons with the Patriots (2019-20) and Browns (2021-22).
- In his first season with Arizona in 2023, was one of just four players (Will Hernandez, Paris Johnson Jr. and Zaven Collins) to start all 17 games. Marked the first time in his career starting all 17 games in a season.
- Part of a line that helped the Cards rush for 2,365 yards and 17 TDs on 471 attempts (5.02 avg.) in 2023. Arizona's 2,365 rushing yards were the 4th most in a season in franchise history while its 5.02 rushing average was the second-highest.
- Helped the Cardinals lead the NFL in games with 200+ rushing yards (four) and runs of 20+ yards (23) in '23.
- Paved the way for RB James Conner to post his first career 1,000-yard rushing season in '23, as he finished the year with 1,040 yards and seven TDs on 208 carries (5.0 avg.).
- A native of Svendborg, Denmark, Froholdt began playing football in the United States during his sophomore year of high school as a foreign exchange student in Warren, OH. In 2019, he became the first Danish player ever invited to the NFL Combine.

### PRO CAREER:

Drafted by the New England Patriots in the fourth round (118th overall) of the 2019 NFL Draft. Released by the Patriots on 11/21/20 and acquired off waivers by the Texans on 11/23/20. Released by the Texans on 8/31/21 and added to Houston's practice squad on 9/1/21. Signed from the Texans practice squad to the Browns active roster on 10/5/21. Released by the Browns on 11/27/21 and re-signed to the team's practice squad on 11/30/21. Signed a one-year contract with Cleveland on 1/10/22. Signed a two-year contract with the Cardinals on 3/15/23. Signed a two-year extension on 8/21/24 that will keep him under contract with the Cardinals through the 2026 season.

**2023:** Started all 17 games at C, blocking for an offense that ran for the second-most rushing yards per play (5.02) and the fourth-most total rushing yards (2,365 - most by Cardinals since 1979) in the NFL despite ranking 13th in rushing attempts (471) ... started at C in his Cardinals debut @ Was (9/10) ... started in the home opener vs. NYG (9/17), helped pave the way for RB James Conner to run for 106 yards and a TD and allow zero sacks on QB Joshua Dobbs; it marked the Cardinals first game without allowing a sack since 12/25/21 ... helped pave the way for Arizona to run for 222 yards in a win vs. Dal (9/24) ... helped block for 105 rushing yards against the NFL's top run defense and was part of a line that allowed just one sack on 41 pass attempts @ SF (10/1) ... helped the team rush for 142 yards and a TD on 22 attempts (6.5 avg.) vs. Cin (10/8) ... part an O-line that led the way for AZ to rush for 129 yards facing the NFL's ninth-ranked run defense vs. Bal (10/29) ... served as a lead blocker as the Cards rushed for 122 and two TDs on 26 carries (4.7 avg.) vs. Atl (11/12); Falcons had allowed an NFL-low two rushing TDs over its first nine games ... helped block for 125 yards and a TD facing the NFL's ninth-ranked run defense @ Hou (11/19) ... paved the way for Conner as he rushed for 105 yards and two TDs @ Pit (12/3) ... helped block for the offense to rush for 234 yards against the NFL's top ranked run defense vs. SF (12/17), the most rushing yards by the team since Week 6 of 2020 ... part of an O-line that allowed just one sack while paving the way for 221 rushing yards on a season-high 40 carries (5.5 avg.) @ Phi (12/31), including 128 rushing yards from Conner; the Eagles

had not allowed a 100-yard rusher in 24 games and a 200 rushing yard performance in 49 games headed into the contest ... started at C in the season finale vs. Sea (1/7/24) and helped block for the offense to run for over 200 yards, including a career-high 150 rushing yards from Conner.

### COLLEGE:

Appeared in 47 games (37 starts) over four seasons (2015-18) at Arkansas ... began collegiate career as a defensive lineman before making the switch to the offensive line prior to his sophomore season ... capped his collegiate career with 2,446 snaps on the offensive line with 1,291 in pass protection, allowing just three sacks (all coming in 2016) ... as a senior in 2018, started all 12 games and earned second-team All-SEC honors ... totaled 815 snaps and did not allow a sack, marking back-to-back years to accomplish that feat ... as a junior in 2017, started all 12 games at LG and saw action in 747 snaps ... did not allow a sack despite 389 snaps in pass protection ... finished the year as the #9 overall graded offensive lineman in the SEC and the #2 graded guard, according to Pro Football Focus (85.6) ... after switching from the defensive line to the offensive line prior to the season, started all 13 games at LG ... paved the way for Rawleigh Williams III to capture the SEC regular season rushing title with 1,326 yards, while Austin Allen threw for an SEC-best 3,430 yards ... appeared in 10 games at defensive tackle as a freshman in 2015, finishing the year with three tackles.

### PERSONAL:

A native of Svendborg, Denmark, traveled to the United States during his youth to attend football camps before first playing organized football with the Svendborg Admirals ... attended Warren G. Harding (Warren, OH) High School as an exchange student ... returned to Denmark and played for the Under-19 youth team the Sollerod Gold Diggers before returning to the U.S. to attend IMG Academy (Bradenton, FL) ... developed into a five-star prospect as a defensive lineman at IMG according to PrepStar ... had 55 tackles, including 12 for loss, and 10.0 sacks during his senior season as he helped IMG Academy finish 10-1 in just its second season of varsity football ... also participated in track & field ... earned a bachelor's degree in Applied Exercise





Science.

## FROHOLDT CAREER STATS

DATE	TEAM	GP	GS
2020	Patriots	8	0
2021	Browns	6	0
2022	Browns	17	6
2023	Cardinals	17	17
<b>NFL TOTALS</b>		<b>48</b>	<b>23</b>

# JON GAINES II

**59 | OFFENSIVE LINEMAN | 6-4 | 303**

**COLLEGE:** UCLA

**HOW ACQUIRED:** D4-23

**YEARS NFL/CARDINALS:** 1/1

**HOMETOWN:** Wauwatosa, WI

**DOB:** May 24, 1999



## NOTE CARDS

- Selected by the Cardinals in the fourth round (122nd overall) of the 2023 NFL Draft out of UCLA. Became the first Bruins O-Line player drafted by Arizona since the team selected Luis Sharpe 16th overall in 1982.
- Spent his rookie season on injured reserve following a knee injury suffered during the preseason.
- Earned his undergraduate degree in Political Science and enrolled in the Transformative Coaching and Leadership graduate program in the School of Education at UCLA. Named to the UCLA Athletic Director's Honor Roll six times and also earned a spot on the 2021-22 Pac-12 Academic Honor Roll.

### PRO CAREER:

Drafted by the Cardinals in the fourth round (122nd overall) of the 2023 NFL Draft out of UCLA.

**2023:** Spent the season on injured reserve.

### COLLEGE:

During his five years (2018-22) with the Bruins, appeared in 45 games (30 starts), including starts at right guard (27), center (2) and right tackle (1) ... started all 25 games played - at three different positions - during his final two seasons (2021-22) ... in his final three seasons (2020-22), the Bruins averaged 200.0+ rushing yards per game each year, marking first time since 1985-87 the team accomplished that feat ... earned honorable mention All-Pac-12 honors after starting all 13 games at RG ... helped pave the way for the Bruins to average over 200 yards rushing for the third straight season, with their 237.2 rushing yards per game average ranking sixth in the FBS ... Bruins produced a 1,000-yard rusher for the second straight season ... team had nine 200-yard rushing games, including three of 300-plus, during the regular season ... named Pac-12 Offensive Lineman of the Week for his play against ASU when the Bruins racked up 402 rushing yards ... part of an O-Line that was selected as a semifinalist for the Joe Moore Award which goes annually to the toughest, most physical O-Line in the country ... started all 12 games along the offensive line ... started the first two games of the season at center and then at right tackle against Utah followed by guard in the remaining games ...

helped pave the way for the Bruins to average over 200 yards per game on the ground for the second straight season (215.1 ypg) and produce a 1,000-yard rusher in Zach Charbonnet (1,137) ... part of an offense that ranked 17th nationally in rushing and that led the Pac-12 in scoring (36.5 ppg) ... saw action in all seven games with four starts at RG ... UCLA had a rushing average of 230.6 yards per game which ranked second in the Pac-12 ... marked just the fourth time since 1990 that a Bruins team averaged 200.0+ rushing yards per game ... the average of 5.1 yards per rush attempt was the team's highest since 1976 ... opponent sacks dropped by over one per contest from the previous season to 1.7 per game ... saw action in 12 games and made his first career start at RG vs. Cincinnati ... helped block for Joshua Kelley who became the 8th running back in UCLA history to record back-to-back 1,000-yard rushing seasons ... Bruins put together a streak of five straight 200-yard rushing games for the first time since 1978 ... saw action in one game (at RG) in the final game of the season against Stanford.

### PERSONAL:

Attended Marquette University (Milwaukee, WI) High School where was ranked the #10 recruit in the state after earning all-state honors in each of his final two seasons ... served as a team captain as a junior (2016) and senior (2017) ... named to the Wisconsin Football Association all-state team and was an honorable mention all-state selection in 2017 ... earned all-state honors and was chosen to the All-Greater Milwaukee Metro team as a junior in 2016 ... lettered two years in football and three years in track and field (throwing events).



# DENNIS GARDECK

**45 | LINEBACKER | 6-0 | 232**

**COLLEGE:** Sioux Falls

**HOW ACQUIRED:** FA-18

**YEARS NFL/CARDINALS:** 7/7

**HOMETOWN:** Lake in the Hills, IL

**DOB:** August 9, 1994



## NOTE CARDS

- A former undrafted free agent out of Sioux Falls (2018), is a four-time team captain and two-time Pro Bowl alternate (2019, 2022) who re-signed with Arizona on a three-year contract in March of 2022.
- Named a team captain for the fourth-consecutive season in 2023 and started eight of 17 games played. Totaled 41 tackles, a team-high 6.0 sacks, a team-high 12 QB hits, seven tackles for loss, four passes defended and a forced fumble while also tallying five tackles and a fumble recovery on special teams.
- His eight starts, 41 tackles, seven tackles for loss, 12 QB hits and four passes defended in 2023 were all career highs.
- After totaling 6.0 sacks in '23, reached 14.0 sacks for his career. That represents the most in franchise history by a player who entered the league undrafted.
- Named a team captain for the third-straight year in 2022, appeared in 14 games (three starts) and totaled 21 tackles, a sack, his first career INT, a pass defended, five QB hits, two tackles for loss and a forced fumble.
- In addition to his play on defense, led Arizona with 10 special teams tackles in 2022. Marked the third time in his first four seasons (2022, 2021, 2019) he led or tied for the team lead in special teams tackles.
- Named a team captain for the first time in his career in 2020. After not playing a snap on defense in his first two seasons, earned a spot in the rotation in '20 and responded with 7.0 sacks, seven tackles for loss and 10 QB hits in just 93 defensive snaps played. He set a new franchise single-season record for the most sacks by a player who entered the league undrafted.
- Named a Pro Bowl alternate on special teams in 2019 after posting a team-high 10 tackles and a fumble recovery.
- The Cardinals 2019 and 2023 Salute to Service nominee, has consistently been the Cardinals' most active player in the community.

### PRO CAREER:

Signed by the Cardinals as an undrafted rookie free agent on 4/30/18. Signed a one-year tender as a restricted free agent to remain with the Cardinals on 4/15/21. Re-signed a three-year contract with Arizona on 3/14/22.

**2023** Played all 17 games for the first time in his career, including a career-high eight starts ... led the team with 6.0 sacks and 12 QB hits ... had career highs with 41 tackles, 12 QB hits, seven tackles for loss, four passes defended, one forced fumble and one fumble recovery ... had four tackles, 2.0 sacks and a forced fumble in the season opener @ Was (9/10) marking the fourth multi-sack game of his career; marked his first career game with a sack and a forced fumble ... had four tackles, two tackles for loss and a sack vs. NYG (9/17); became just the second Cardinal since 2006 to have 3.0+ sacks through the first two games of a season (DL Chandler Jones - 5.0 in 2021 and 3.0 in 2017) ... had two tackles (one for loss) and a quarterback hit vs. Dal (9/24) ... brought down QB Brock Purdy for a 12-yard sack @ SF (10/1) ... totaled two tackles (one for loss) @ LAR (10/15) ... had four tackles on defense and recovered a fumble on special teams @ Sea (10/22) ... recorded one tackle on defense and one on special teams vs. Bal (10/29) ... had one tackle on defense and one on special teams @ Cle (11/5) ... had five tackles, one pass defended and a seven-yard sack of Falcons QB Taylor Heinicke vs. Atl (11/12); the sack gave him a team-high 5.0 this season and 13.0 career sacks, which is the most in franchise history by a player who entered the NFL as an undrafted free agent ... had three tackles on defense and one tackle on special teams @ Hou (11/19) ... had two tackles and two QB hits vs. LAR (11/26) ... had two QB hits and two passes defended @ Pit (12/3) ... recorded two tackles and a sack of QB Justin Fields @ Chi (12/24) ... had one tackle @ Phi (12/31) ... registered two tackles and one pass defended vs. Sea (1/7/24).

### COLLEGE:

Recorded 345 tackles, 32 sacks, 57.5 tackles for loss, nine forced fumbles, two fumble recoveries and one INT in three seasons at West Virginia State and one at Sioux Falls ... played three seasons at WVSU before transferring to Sioux Falls in 2017 as a graduate transfer ... named to five Division II All-America teams as a senior in 2017 after leading the Cougars with 14 sacks, 75 tackles and 21 tackles for loss to go along with two forced fumbles and one fumble recovery ... selected as a finalist for the Cliff Harris Award (Small College Defensive Player of the Year) and nominated for the Harlon Hill Trophy as the DII Player of the Year in 2017, while earning first-team All-NSIC and NSIC Defensive Newcomer of the Year honors ... as a junior at West Virginia State in 2016, named second-team All-Mountain East after collecting 111 tackles, three sacks, four forced fumbles and seven tackles for loss ... named first-team All-Mountain East as a sophomore in 2015 after posting 102 tackles, 22.5 tackles for loss, eight passes defended, three forced fumbles, an INT and a fumble recovery.

### PERSONAL:

Attended Crystal Lake (IL) South High School where he earned All-Fox Valley Conference and All-Area honors as a senior linebacker ... also earned second-team all-conference honors as a defenseman in lacrosse ... following high school, attended Division II West Virginia State University for three seasons before spending his final college season at Sioux Falls as a graduate transfer; kept himself busy off the field during his college days, earning a degree from West Virginia State while also working at McDonald's and Panda Express; used the work to pay for gas money and the free food as he tried to put on weight ... after getting married earlier this year, Gardeck and his wife, Codi, welcomed their first child, son Cooper, in June.



## CARDINALS IN THE COMMUNITY

Cardinals linebacker **Dennis Gardeck** led Arizona in sacks in 2023, earned Pro Bowl alternate honors as a special teamer in 2019 and served as a team captain each of the last four seasons. However, his success on the field with the Cardinals is matched – if not exceeded – by his impact in the community.

Signed by the Cardinals as a rookie free agent in 2018, Gardeck’s improbable path to the NFL landed him in Arizona and he has supported the community with the same passion he brings to the field. He has rarely missed an opportunity to participate in school trips, kids camps and hospital visits.

In June, Gardeck launched the Fireworks Foundation, with an aim to empower children from underserved communities by igniting their inner light. The Foundation provides programs and experiences that foster an active lifestyle, self-expression, and personal growth for youth who are differently-abled.

To kick off the foundation's inception, Gardeck partnered with Mikey's League to host the Fireworks Foundation's inaugural event, an inclusive youth football camp in Tempe, AZ where children with disabilities had the opportunity to develop their skills and enjoy the game of football.

Each March of the last two years, Gardeck spent time at the Tempe Adaptive Adventure Day, a program offered to youth and adults with Intellectual and Developmental Disabilities.

Last December, Gardeck led the way for the team's annual “Shop with a Jock” event. He joined a group of his Cardinals teammates and partnered with Desert Financial Credit Union to treat 30 underserved youth from South Phoenix to a Holiday shopping spree.

In November of 2023, he joined forces with teammate Kelvin Beachum and the United Food Bank for a holiday turkey drive that provided over 230 Arizona families with Thanksgiving dinner. It marked his second consecutive year taking part in that event. That same month, Gardeck also took part in an event at Hunkapi Horse Farm where the Cardinals hosted 30 survivors from the Tragedy Assistance Program for Survivors (TAPS) for a night of equine therapy and fun as part of the NFL's Salute to Service military initiative. He returned to Hunkapi in February of 2024, this time with 18 kids from the Foundation for Blind Children.

In August of 2023, Gardeck participated in the opening coin toss at the Eastmark High School football team’s home opener in support of senior Kevin Winegar. Just weeks after winning the Arizona 3A State Championship in 2022 with the Firebirds, Winegar was diagnosed with Acute Lymphoblastic Leukemia. To raise awareness and funds, the school hosted a special “Winegar Strong” night at the game benefiting the Children's Cancer Network and the Winegar Strong Athletic Scholarship. Gardeck donated to the scholarship fund in addition to showing his support. The two speak regularly and grew close after the Cardinals linebacker surprised Winegar with tickets to Super Bowl LVII during a school assembly in December of 2022.

In April of 2023, Gardeck participated in the Cardinals third annual Girls Football Camp at State Farm Stadium. The camp presented the opportunity for 125 girls aged 6-12 to learn the basics of flag football in a fun and exciting environment.

In November of 2022, Gardeck participated in a Cardinals Youth Training Camp for children with disabilities. He taught football skills in a non-contact environment while reinforcing the importance of education and physical activity.

As part of his longstanding support of military personnel, Gardeck traveled to Luke Air Force Base in support of the 56th Fighter Wing. During the visit, he flew in a high-performance fighter jet, took a tour of base operations and met with members of the military serving on-base.

That same month, Gardeck participated in Zoom celebrations with Phoenix Children’s Hospital patients who had November birthdays, the third straight year he took part in that program.

In October of 2022, Gardeck joined Cardinals Cheerleaders at Schnepf Elementary School to discuss leadership traits with elementary students in the “Leader in Me” event, a program derived from Stephen Covey’s “The 7 Habits of Highly Effective People” book. He spoke with the students about his journey to the NFL, how to set goals and put in the work to achieve them.

In the 2022 offseason, Gardeck ran the Cardinals station at the Guardian Games, an event held in conjunction with the Special Olympics of Arizona. The concept of the games is to develop a closer relationship between the Special Olympics, law enforcement and Arizona businesses in a fun format. In recognition of Women’s History Month in March of 2022, Gardeck and the Cardinals highlighted local women-owned businesses through the club’s community spotlight program and provided lunch to each business.

During the 2021 offseason, Gardeck hosted a book club in Arizona with students from the Fowler and Madison school districts. As part of the book club, Gardeck conducted Zoom events to discuss the various books with the students. In March of 2021, Gardeck participated in the virtual “Read Across America Campaign” with Arizona schools. The presentation involved nearly 750,000 students between the ages of 4-11 in more than 1,800 Arizona elementary schools. Gardeck joined teammates to read books by beloved children’s author Dr. Seuss.

During the 2020 offseason, he took part in “Operation Sleep,” a military appreciation event hosted by Cardinals Charities and Brooklyn Bedding at MANA (Marines, Army, Navy and Air Force) House in Phoenix. He and team representatives delivered 76 beds to the residents of MANA House, a peer-support organization that helps rebuild the lives of military veterans affected by homelessness.





He joined teammates and Cardinals Cheerleaders to host and honor eight active servicewomen with a day of relaxation and dinner provided by Ocean 44 as part of the USO Salute to Service Dinner in December of 2019. Later that month, Gardeck and teammates joined Cardinals Cheerleaders and team mascot Big Red for the Pro vs. GI Joe program at the team's facility. In conjunction with the Joint Forces Initiative, the program had players and military personnel, home and abroad, playing video games and communicating through a webcam on Xbox Live.

In November of 2019, he returned to the Ronald McDonald House with Big Red and Cardinals Cheerleaders for a "Feed the Families" event hosted by the Cardinals Women's Club. Gardeck joined Nicole Bidwill, Big Red, Cardinals Cheerleaders and teammates in December of 2018 for the team's annual "Light the House" party hosted by the Cardinals Women's Club at the Ronald McDonald House.

In October of 2018, he joined several teammates to show off their culinary skills during "A Night Out with the Arizona Cardinals" at Sakana Sushi & Grill in Phoenix, an event to honor cancer survivors.

As part of the NFL's "My Cause, My Cleats" campaign, Gardeck's customized cleats supported the American Cancer Society for two seasons (2018-19), Phoenix Children's Hospital (2020-22) and Mikey's League (2023).

Each December, Gardeck delivers stuffed toy dogs to children in the pediatric units throughout Phoenix Children's Hospital as part of the team's annual "Paw Express" event to help spread holiday cheer. He has also regularly participates in the team's annual "Feed the Hungry" program at the Phoenix Rescue Mission each November.

He has been a regular participant in the team's "Milk and Cookies" program, visiting elementary schools throughout the Valley to promote literacy by reading to children. He also takes part in team kids camps, helping to promote the NFL's "Play 60" campaign to encourage kids get at least 60 minutes of exercise every day.

## GARDECK CAREER STATS

DATE	TEAM	GP	GS	TACKLES								INTERCEPTIONS					FUMBLES				ST							
				TK	S	A	TFL	YDS	SK	YDS	QBH	NO	YDS	LG	TD	PD	FF	FR	TD	YDS	TK	S	A	FF	FR			
2018	Cardinals	16	0	0	0	0	0	0	0.0	0.0	0	0	0	0	0	0	0	0	0	0	0	0	0	7	7	0	0	0
2019	Cardinals	14	0	2	1	1	0	0	0.0	0.0	0	0	0	0	0	0	0	0	1	0	0	0	9	6	3	0	0	
2020	Cardinals	14	0	9	9	0	7	41	7.0	41.0	10	0	0	0	0	0	0	1	0	0	0	7	5	2	0	0		
2021	Cardinals	14	3	14	11	3	1	2	0.0	0.0	4	0	0	0	0	0	0	1	0	0	0	9	3	6	0	0		
2022	Cardinals	14	3	21	14	7	2	8	1.0	8.0	5	1	24	24	0	1	1	0	0	0	10	8	2	0	0			
2023	Cardinals	17	8	41	32	9	7	32	6.0	52.0	12	0	0	0	0	4	1	0	0	2	3	3	0	0	1			
<b>NFL TOTALS</b>		<b>89</b>	<b>14</b>	<b>87</b>	<b>67</b>	<b>20</b>	<b>17</b>	<b>83</b>	<b>14.0</b>	<b>101.0</b>	<b>31</b>	<b>1</b>	<b>24</b>	<b>24</b>	<b>0</b>	<b>5</b>	<b>2</b>	<b>3</b>	<b>0</b>	<b>2</b>	<b>45</b>	<b>32</b>	<b>13</b>	<b>0</b>	<b>1</b>			

## GARDECK POSTSEASON STATS

DATE	TEAM	GP	GS	TACKLES								INTERCEPTIONS					FUMBLES				ST					
				TK	S	A	TFL	YDS	SK	YDS	QBH	NO	YDS	LG	TD	PD	FF	FR	TD	YDS	TK	S	A	FF	FR	
2021	Cardinals	1	0	0	0	0	0	0	0.0	0.0	0	0	0	0	0	0	0	0	0	0	0	0	0	0	0	0
<b>NFL TOTALS</b>		<b>1</b>	<b>0</b>	<b>0</b>	<b>0</b>	<b>0</b>	<b>0</b>	<b>0</b>	<b>0.0</b>	<b>0.0</b>	<b>0</b>	<b>0</b>	<b>0</b>	<b>0</b>	<b>0</b>	<b>0</b>	<b>0</b>	<b>0</b>	<b>0</b>	<b>0</b>	<b>0</b>	<b>0</b>	<b>0</b>	<b>0</b>	<b>0</b>	

### SINGLE-GAME HIGHS: DEFENSIVE


<b>Total Tackles</b>	5 vs. Atlanta Falcons, Nov 12, 2023	<b>Fumble Recoveries</b>	1 at Dallas Cowboys, Jan 02, 2022 ...2 more at 1.
<b>Solo Tackles</b>	4 vs. New York Giants, Sep 17, 2023	<b>Tackles For Loss</b>	2 vs. New York Giants, Sep 17, 2023 ...3 more at 2.
<b>Sacks</b>	2.0 at Washington Commanders, Sep 10, 2023 ...3 more at 2.0.	<b>Special Teams Tackles</b>	3 at Carolina Panthers, Oct 02, 2022 ...1 more at 3.
<b>Passes Defensed</b>	2 at Pittsburgh Steelers, Dec 03, 2023	<b>Special Teams Fumble Recoveries</b>	1 at Seattle Seahawks, Oct 22, 2023
<b>Forced Fumbles</b>	1 at Washington Commanders, Sep 10, 2023 ...1 more at 1.		

### SINGLE-GAME HIGHS - POSTSEASON: DEFENSIVE

<b>Special Teams Tackles</b>	1 at Los Angeles Rams, Jan 17, 2022
------------------------------	-------------------------------------

**Additional Special Teams Statistics:** TD: Recovered blocked punt in endzone at Seattle, Dec 30, 2018



**BLAKE GILLIKIN****12 | PUNTER | 6-2 | 196****COLLEGE:** Penn State**HOW ACQUIRED:** FA-23**YEARS NFL/CARDINALS:** 4/2**HOMETOWN:** Atlanta, GA**DOB:** January 21, 1998**NOTECARDS**

- Following two seasons (2021-22) in New Orleans, signed with Arizona on Oct. 3, 2023 and went on to appear in 13 games with the Cardinals.
- Punted 51 times for 2,580 yards in 2023, establishing a franchise single-season record with a 50.6 punting average. His 50.6 average also ranked third in the NFL in '23.
- Averaged 50.0+ yards per punt in nine games in 2023. Only TB's Jake Camarda (11) had more such outings on the year.
- In Week 16 of '23 at Chicago, had a 77-yard punt which was the longest by a Cardinals player since Mike Wood's 81-yarder against the Giants in 1978.

**PRO CAREER:**

Originally signed with the New Orleans Saints as an undrafted rookie free agent on 4/27/20. Re-signed with New Orleans on 3/16/23. Released by the Saints on 8/29/23. Signed with the Cardinals on 10/3/23. Re-signed with Arizona to a two-year contract on 3/13/24.

**2023:** Played 13 games after signing with the team on 10/3/23 ... totaled 51 punts for 2,580 yards (50.6 avg.) ... his 50.6 yards per punt (also third highest in NFL in 2023) and 42.9 net average were the highest single-season averages in franchise history ... had 11 punts placed inside the 20-yard line ... also held for FG and PAT attempts and had two special teams tackles ... punted four times for 213 yards and had a special teams tackle in his Cardinals debut vs. Cin (10/8) ... had three punts for 134 yards and a special teams tackle @ LAR (10/15); it marked the first time since 2012 that a Cardinals punter had a special teams tackle in back-to-back games (P Dave Zastudil in Weeks 8-9) ... punted five times, including one inside the 20-yard line, for 240 yards @ Sea (10/22) ... punted four times for 207 yards (long of 66 yards) vs. Bal (10/29) ... established career highs with nine punts for 460 yards @ Cle (11/5); placed two punts inside the 20-yard line ... punted three times, including one placed inside the 20-yard line, for 156 yards vs. Atl (11/12) ... had five punts for 228 yards (45.6 avg.) vs. LAR (11/26); also ran for a 10-yard first down on a fake punt which marked the longest run by an NFL P in five years (14-yard by NYG P Riley Dixon in Week 15 of 2018) ... had five punts for 252 (50.4 avg.) and placed two punts inside the 10-yard line @ Pit (12/3) ... had two punts for 112 yards vs. SF (12/17), one of which he placed inside the 20-yard line ... had six punts for 313 yards (52.2 avg.), including a career-long 77-yard punt @ Chi (12/24); the 77-yarder was the longest by a Cardinal since 1978

(Mike Wood @ NYG - 12/10) ... had three punts for 152 yards (50.7 avg.) in the season finale vs. Sea (1/7/24), became the first Cardinals punter ever to average 50+ yards per punt for a season.

**COLLEGE:**

Played 53 games in four years (2016-19) at Penn State and punted 239 times for 10,283 yards (43.0 avg.) ... had 100 punts inside the 20-yard line and 53 pinned inside the 10 ... left campus with the second-most punt yards (10,283 yards) and second-highest gross punt average (43.0) in program history ... earned All-Big Ten honorable mention honors in 2019 as a senior after appearing in all 13 games and punting 62 times for 2,615 yards (42.2 avg.), including 32 punts inside the 20 ... set a program record with a 44.0 punt average as a junior in 2018 in 13 games as he had 64 punts for 2,813 yards, including a career-long 74-yarder ... earned All-Big Ten second team honors in 2017 after playing 13 games and punting 52 times for 2,244 yards (43.2 avg.), including 26 punts inside the 20 ... played all 14 games and earned All-Big Ten honorable mention honors as a true freshman in 2016 after punting 61 times for 2,611 yards ... his 42.8 average ranked third among Big Ten punters.

**PERSONAL:**

Punted and kicked at Westminster (Atlanta, GA) High School ... three-sport standout who also lettered in soccer and basketball ... averaged 45.2 yards per punt and placed 19 punts inside the 20 as senior ... also went 54-for-54 on PATs and 16-of-26 on field goals, including a school record 56-yard FG ... mother, Taryn, swam at Kansas ... father, Walt, swam at North Carolina ... twin brother, Tyler, handled long snapping duties at Northwestern (2017-20) ... majored in Kinesiology.

**GILLIKIN CAREER STATS**

DATE	TEAM	GP	NO.	YDS.	AVG.	OPP. RET.	YDS.	NET YDS.	AVG.	TB	IN20	LG	BK
2021	Saints	17	83	3,956	47.7	43	391	3,485	42.0	4	29	63	0
2022	Saints	17	77	3,571	46.4	26	232	3,199	41.5	7	32	68	0
2023	Cardinals	13	51	2,580	50.6	36	318	2,222	43.6	2	11	77	0
<b>NFL TOTALS</b>		<b>47</b>	<b>211</b>	<b>10,107</b>	<b>47.9</b>	<b>105</b>	<b>941</b>	<b>8,906</b>	<b>42.2</b>	<b>13</b>	<b>72</b>	<b>77</b>	<b>0</b>



## SINGLE-GAME HIGHS: PUNTER

<b>Punts</b>	9 at Cleveland Browns, Nov 05, 2023 ...1 more at 9.	<b>Inside the 20</b>	5 at Philadelphia Eagles, Jan 01, 2023
<b>Gross Punting Yards</b>	460 at Cleveland Browns, Nov 05, 2023	<b>Pass Attempts</b>	1 vs. Buffalo Bills, Nov 25, 2021
<b>Gross Punting Avg</b>	54.8 vs. Cincinnati Bengals, Oct 08, 2023	<b>Rush Attempts</b>	1 vs. Los Angeles Rams, Nov 26, 2023
<b>Net Punting Yards</b>	405 at Cleveland Browns, Nov 05, 2023	<b>Rushing Yards</b>	10 vs. Los Angeles Rams, Nov 26, 2023
<b>Net Punting Avg</b>	51.6 at Washington Football Team, Oct 10, 2021	<b>Longest Runs</b>	10 vs. Los Angeles Rams, Nov 26, 2023
<b>Longest Punt</b>	77 at Chicago Bears, Dec 24, 2023	<b>Special Teams Tackles</b>	1 at Los Angeles Rams, Oct 15, 2023 ...2 more at 1.

# DARREN HALL

**30 | CORNERBACK | 6-0 | 190**


**COLLEGE:** San Diego State

**HOMETOWN:** Pasadena, CA

**HOW ACQUIRED:** FA-24

**DOB:** May 2, 2000

**YEARS NFL/CARDINALS:** 3/1



## PRO CAREER:

Originally drafted by Atlanta in the fourth round (108<sup>th</sup> overall) of the 2021 NFL Draft. Released by the Falcons on 8/29/23 and signed to the Colts practice squad on 8/31/23. Released by the Colts on 9/30/23 and re-signed to the Indianapolis practice squad on 10/3/23. Signed a future contract with the Cardinals on 1/9/24.

defensed and three INTs (one returned for a TD) ... selected as All-Mountain West Honorable Mention in 2019 after playing 12 games (11 starts) and posting 49 tackles (3.5 for loss), a team-high 17 passes defensed, two forced fumbles, 1.5 sacks, an INT and a fumble recovery returned for a TD ... appeared in 12 games (three starts) and was voted the team's co-outstanding freshman of the year in 2018 after totaling 45 tackles (two for loss), five passes defensed, two INTs, a sack and a forced fumble ... redshirted in 2017 after appearing in two games with two tackles.

## COLLEGE:

Spent four years (2017-20) at San Diego State and appeared in 34 games (22 starts), finishing his college career with 134 tackles (7.5 for loss), 31 passes defensed, six INTs (one returned for a TD), three forced fumbles, 2.5 sacks and one fumble recovery which he returned for a TD ... earned first-team All-Mountain West honors in 2020 after starting all eight games and registering 38 tackles (two for loss), a league-high nine passes

## PERSONAL:

Attended Rancho Cucamonga (CA) High School where he helped lead the Cougars to a 12-1 record and was a first-team all-league selection as a senior in 2016 ... a two-time All-Inland Valley Region honoree and had 95 tackles, 11 passes defensed, two forced fumbles, an INT and a fumble recovery over his final two seasons (2015-16) ... also completed in track & field ... majored in Communications.

## HALL CAREER STATS

DATE	TEAM	GP	GS	TACKLES							INTERCEPTIONS					FUMBLES				ST					MISC			
				TK	S	A	TFL	YDS	SK	YDS	QBH	NO	YDS	LG	TD	PD	FF	FR	TD	YDS	TK	S	A	FF	FR	S	A	
2021	Falcons	14	1	25	19	6	2	9	1.0	7.0	1	0	0	0	0	3	0	0	0	0	2	2	0	0	0	0	0	0
2022	Falcons	17	9	44	28	16	1	1	0.0	0.0	0	0	0	0	0	3	1	1	0	3	1	1	0	0	0	0	0	0
<b>NFL TOTALS</b>		<b>31</b>	<b>10</b>	<b>69</b>	<b>47</b>	<b>22</b>	<b>3</b>	<b>10</b>	<b>1.0</b>	<b>7.0</b>	<b>1</b>	<b>0</b>	<b>0</b>	<b>0</b>	<b>0</b>	<b>6</b>	<b>1</b>	<b>1</b>	<b>0</b>	<b>3</b>	<b>3</b>	<b>3</b>	<b>0</b>	<b>0</b>	<b>0</b>	<b>0</b>	<b>0</b>	<b>0</b>

## SINGLE-GAME HIGHS: DEFENSIVE

<b>Total Tackles</b>	7 vs. Pittsburgh Steelers, Dec 04, 2022 ...2 more at 7.	<b>Forced Fumbles</b>	1 at Los Angeles Rams, Sep 18, 2022
<b>Solo Tackles</b>	7 vs. Chicago Bears, Nov 20, 2022	<b>Fumble Recoveries</b>	1 at Los Angeles Rams, Sep 18, 2022
<b>Sacks</b>	1.0 vs. New England Patriots, Nov 18, 2021	<b>Tackles For Loss</b>	1 at Carolina Panthers, Nov 10, 2022 ...2 more at 1.
<b>Passes Defensed</b>	2 vs. San Francisco 49ers, Oct 16, 2022	<b>Special Teams Tackles</b>	1 at Washington Commanders, Nov 27, 2022 ...2 more at 1.



**MARVIN HARRISON JR.****18 | WIDE RECEIVER | 6-3 | 209****COLLEGE:** Ohio State**HOMETOWN:** Philadelphia, PA**DOB:** August 11, 2002**ROUND 1**  
**4th Overall****NOTE CARDS**

- Selected by the Cardinals in the first round (4th overall) of the 2024 NFL Draft out of Ohio State. Was the first non-quarterback taken in the draft and the fourth player behind QBs Caleb Williams, Jayden Daniels and Drake Maye.
- Son of Hall of Fame WR Marvin Harrison who was selected 19th overall by the Indianapolis Colts in the 1996 NFL Draft, exactly 10,233 days prior (28 years, six days). The elder Harrison finished his NFL career with 1,102 receptions for 14,580 yards and 128 TDs. He was an eight-time Pro Bowler, three-time first-team All-Pro and a Super Bowl XLI Champion. They are the first father-son WR duo to each be drafted in the first round in the Common Draft Era (since 1957).
- At fourth overall, became the highest-drafted wide receiver out of Ohio State in program history.
- Harrison is just the third WR in franchise history to be selected by the Cardinals in the top five of the NFL Draft joining Larry Fitzgerald (3rd overall in 2004) and Ahmad Rashad (4th overall in 1972).
- Became the second consecutive Cardinals first round pick from Ohio State joining OL Paris Johnson Jr. who was selected sixth overall in 2023. The past two NFL Offensive Rookies of the Year were Ohio State products (2023 – Texans QB C.J. Stroud and 2022 – Jets WR Garrett Wilson).

**COLLEGE CAREER:**

Played 38 games (26 starts) in three seasons (2021-23) at Ohio State where he finished with 155 receptions (6th most in OSU history) for 2,613 yards (6th most in OSU history) and 31 TDs (3rd most in OSU history) as well as four carries for 58 yards and a TD ... won the Biletnikoff Award in 2023 joining former Pro Bowler Terry Glenn (1995) as the only Buckeyes ever to receive the honor ... had 15 games with 100+ receiving yards during his college career, a school record ... over his final two seasons, he totaled 144 catches for 2,474 yards and 28 TDs in 25 games ... in his three seasons with the Buckeyes, the team had a 33-6 record and made the College Football Playoff in 2022 ... a two-time unanimous first-team All-American after producing back-to-back 1,000-receiving yard seasons, becoming the first Ohio State WR in program history to accomplish either feat ... ended his college career with 26 consecutive games with at least one catch ... earned Academic All-Big Ten honors in 2022 and was a two-time OSU Scholar Athlete.

**2023:** As a junior, won the Biletnikoff award, the Big Ten Graham-George Offensive Player of the Year award and the Big Ten Richter-Howard Wide Receiver of the Year award ... was named a Heisman Trophy finalist and Academic All-Big Ten in addition to earning unanimous first-team All-American honors and first-team All-Big Ten honors ... set a single-season program record of eight games with 100+ receiving yards ... led the team 67 receptions for 1,211 yards (18.1 avg.) and 14 TDs in 12 starts ... also ran twice for 26 yards and a TD ... helped lead the Buckeyes to their third straight 11-2 campaign.

**2022:** As a sophomore, became the first OSU WR to earn unanimous first-team All-American honors, earned first-team All-

Big Ten and Academic All-Big Ten honors and was named a Biletnikoff award finalist and an OSU Scholar Athlete ... led the team with 77 catches for 1,263 yards (16.4 avg.) and 14 TDs in 13 starts ... his 14 receiving TDs matched former Cardinals WR David Boston for the second most in a single season in Buckeyes history trailing only Terry Glenn (17 receiving TDs in 1995) ... also had two carries for 32 yards ... helped lead Ohio State to a #9 ranking nationally in total offense (490.7 ypg) and #2 in scoring (44.2 ppg) ... the Buckeyes had an 11-2 record and an appearance in the CFP where they narrowly fell to the eventual National Champion Georgia Bulldogs ... had five receptions for 106 yards and two TDs in the Peach Bowl.

**2021:** Played all 13 games (one start) ... finished the year with 11 receptions for 139 yards and three TDs ... part of the best offense in the nation with Ohio State finishing the year #1 in the country in total offense (561.5 ypg) and scoring offense (45.7 ppg) while finishing #2 in passing efficiency and #3 in passing offense (380.9 ypg) ... had a breakout game in his first career start in OSU's Rose Bowl matchup with #11 Utah as he caught six passes for 71 yards and three TDs in the win, matching the Rose Bowl Record for receiving TDs.

**PERSONAL:**

Attended St. Joseph's (Philadelphia, PA) Preparatory School ... won three-straight Pennsylvania 6A State Championships alongside eventual OSU teammate QB Kyle McCord ... finished his prep career with 2,625 receiving yards and 37 TDs, both of which were Philadelphia Catholic League records ... added 144 receptions ... left high school as #91 ranked player in the nation, the #1 WR in the state of Pennsylvania and a four-star recruit by 247Sports.com ... has a younger brother, Jett ... majored in Sport Industry.



## HARRISON JR. STATS

DATE	TEAM	GP	GS	RUSHING					RECEIVING				
				NO.	YDS.	AVG.	LG	TD	NO.	YDS.	AVG.	LG	TD
2021	Ohio St.	13	1	0	0	0.0	0	0	11	139	12.6	25	3
2022	Ohio St.	13	13	2	32	16.0	18	0	77	1,263	16.4	58	14
2023	Ohio St.	12	12	2	26	13.0	19	1	67	1,211	18.1	75	14
<b>TOTALS</b>		<b>38</b>	<b>26</b>	<b>4</b>	<b>58</b>	<b>14.5</b>	<b>19</b>	<b>1</b>	<b>155</b>	<b>2,613</b>	<b>16.9</b>	<b>75</b>	<b>31</b>

## MARQUIS HAYES JR.

78 | OFFENSIVE LINEMAN | 6-5 | 318


COLLEGE: Oklahoma

HOMETOWN: St. Louis, MO

HOW ACQUIRED: D7-22

DOB: February 14, 1999

YEARS NFL/CARDINALS: 1/1



## NOTE CARDS

- Selected by the Cardinals with their third pick in the seventh round (257th overall) of the 2022 NFL Draft out of Oklahoma. During his first two seasons in Oklahoma (2017-18), was a teammate of Cardinals QB Kyler Murray and WR Marquise Brown. Following a redshirt freshman season in 2017, Hayes' first college action came at guard during the 2018 season - the year Murray won the Heisman Trophy with Brown at receiver.

**PRO CAREER:**

Selected by the Cardinals in the seventh round (257th overall) of the 2022 NFL Draft out of Oklahoma. Released by Arizona on 8/30/23 and signed to the team's practice squad on 9/1/23. Signed a future contract with Arizona on 1/9/24.

**2023:** After spending his rookie season in '22 on injured reserve, spent the '23 campaign on Arizona's practice squad.

**COLLEGE:**

Played in 40 games and started his final 37 contests played at left guard for the Sooners between 2019-21 ... second-team All-Big 12 selection as a senior in 2021 and earned Academic All-Big 12 first-team honors during both his junior and senior seasons ... team finished ranked top-10 in the country in each of the four seasons he saw action, compiling a 44-8 record during that span ... as a senior in 2021, started all 13 games at LG and earned second-team All-Big 12 honors for an Oklahoma team that posted an 11-2 record and finished the year as the #10 ranked team in the country ... helped lead the way as RB Kennedy Brooks rushed for 1,253 yards and 13 TDs while averaging 6.3 yards per attempt ... helped protect QBs Caleb Williams and Spencer Rattler as they combined for 3,395 passing yards and 32

TDs ... also earned Academic All-Big 12 first-team honors for the second consecutive season ... as a junior in 2020, started all 11 games at LG as the Sooners finished with a 9-2 record and #6 ranking in the final AP polls ... allowed just two sacks on 416 pass-blocking plays according to ProFootballFocus.com ... as a sophomore in 2019, started all 13 games he appeared in during his first full season as a starter and helped the Sooners to their fifth consecutive Big 12 title and a spot in the College Football Playoff ... protected QB Jalen Hurts who finished second in the conference in both passing yards (3,851) and rushing yards (1,298) while leading the conference with 53 total TDs ... led the way as both Hurts (1,298) and RB Kennedy Brooks (1,011) rushed for over 1,000 yards ... as a redshirt freshman in 2018, played in his first three career games at guard while protecting QB Kyler Murray ... redshirted as a true freshman in 2017.

**PERSONAL:**

Attended Pattonville (St. Louis, MO) High School where he was ranked as a four-star recruit, the top-ranked player in the state of Missouri and the No. 134 overall player in the country by Rivals ... earned second-team All-State, All-Conference Lineman of the Year and first-team all-district and all-conference as a senior ... majored in Human Relations.



**WILL HERNANDEZ****76 | OFFENSIVE LINEMAN | 6-3 | 332****COLLEGE:** UTEP**HOW ACQUIRED:** UFA-22 (NYG)**YEARS NFL/CARDINALS:** 7/3**HOMETOWN:** Las Vegas, NV**DOB:** September 2, 1995**NOTE CARDS**

- Selected by the Giants in the second round (34th overall) of the 2018 NFL Draft, spent four seasons (2018-21) in New York before signing with the Cardinals as a free agent in 2022.
- In his first six NFL seasons (2018-23), has started 86-of-92 games played. His 86 starts have come at RG (47) and LG (39).
- The 2023 campaign marked the fourth time in his career (2018-19, 2021, 2023) he has started every game in a season.
- Has started all 30 games played at RG in two seasons (2022-23) with Arizona.
- In his second season with Arizona in 2023, was one of just four players (Hjalte Froholdt, Paris Johnson Jr. and Zaven Collins) to start all 17 games.
- Part of a line that helped the Cardinals rush for 2,365 yards and 17 TDs on 471 attempts (5.02 avg.) in 2023. Arizona's 2,365 rushing yards were the 4th most in a season in franchise history while its 5.02 rushing average was second-highest.
- Helped the Cardinals lead the NFL in games with 200+ rushing yards (4) and runs of 20+ yards (23) in '23.
- Paved the way for RB James Conner to post his first career 1,000-yard rushing season in '23, as he finished the year with 1,040 yards and seven TDs on 208 carries (5.0 avg.).
- Hernandez's parents, Robert Hernandez and Angelica Lemus, immigrated to the U.S. from Mexico prior to his birth. His grandparents hail from Mexico City.

**PRO CAREER:**

Originally selected by the Giants in the second round (34th overall) of the 2018 NFL Draft. Placed on the Reserve/COVID-19 list on 10/29/20 and reinstated on 11/10/20. Signed a one-year contract with Arizona on 3/28/22. Re-signed with the Cardinals to a two-year contract on 3/15/23.

**2023:** Started all 17 games at RG, blocking for an offense that ran for the second-most rushing yards per play (5.02) and the fourth-most total rushing yards (2,365 - most by Cardinals since 1979) in the NFL despite ranking 13th in rushing attempts (471) ... started at RG in the season opener @ Was (9/10) ... started in the home opener vs. NYG (9/17), helped pave the way for RB James Conner to run for 106 yards and a TD and allow zero sacks on QB Joshua Dobbs; it marked the Cardinals first game without allowing a sack since 12/25/21 ... helped pave the way for Arizona to run for 222 yards in a win vs. Dal (9/24) ... helped block for 105 rushing yards against the NFL's top run defense and was part of a line that allowed just one sack on 41 pass attempts @ SF (10/1) ... helped the team rush for 142 yards and a TD on 22 attempts (6.5 avg.) vs. Cin (10/8) ... part an O-line that led the way for AZ to rush for 129 yards facing the NFL's ninth-ranked run defense vs. Bal (10/29) ... served as a lead blocker as the Cards rushed for 122 and two TDs on 26 carries (4.7 avg.) vs. Atl (11/12); Falcons had allowed an NFL-low two rushing TDs over its first nine games ... helped block for 125 yards and a TD facing the NFL's ninth-ranked run defense @ Hou (11/19) ... paved the way for Conner as he rushed for 105 yards and two TDs @ Pit (12/3) ... helped block for the offense to rush for 234 yards against the NFL's top ranked run defense vs. SF (12/17), the most rushing yards by the team since Week 6 of 2020 ... part of an O-line that allowed just one sack while paving the way for 221 rushing yards on a season-high 40 carries (5.5 avg.) @ Phi (12/31), including 128 rushing yards from Conner; the Eagles had not allowed a 100-yard rusher in 24 games and a 200 rushing yard performance in 49 games headed into the contest ... started at RG in the season finale vs. Sea (1/7/24) and helped block for the offense to run for over 200 yards, including a career-high 150 rushing yards from Conner.

**COLLEGE:**

Started all 49 games played in during his collegiate career at left guard ... named to the AP All-American second team in both 2016 and 2017, becoming the first UTEP player to receive back-to-back AP All-American honors ... one of six Miners in school history to be selected as an AP All-American ... was the first UTEP O-Lineman ever to be selected first-team all-conference in consecutive seasons ... UTEP ranked first in 2014 and 2015 in Conference USA in least sacks allowed ... as a senior in 2017, started all 12 games at left guard and was named to AP All-American second team for the second year in a row ... earned All-Conference USA first-team honors ... in 2016, started all 12 games and was honored as an AP All-American second team selection ... named Conference USA first team ... played on an O-Line that paved the way for Aaron Jones to rush for a school-record 1,773 yards while also becoming UTEP's all-time leading rusher ... in 2015, started all 12 games and earned All-Conference USA honorable mention ... as a redshirt freshman in 2014, started all 13 games at and was named to the Conference USA All-Freshman team ... redshirted in 2013.

**PERSONAL:**

Three-year varsity letterman as a guard, defensive tackle and kicker at Chaparral (Las Vegas, NV) High School ... selected all-conference on both offense and defense ... as a senior, registered 42 tackles, 8.0 sacks, one INT, five forced fumbles and two fumble recoveries ... also competed on the wrestling and track and field teams, throwing the shot put and discus ... represented the El Paso Victim's Education Fund, which supports his alma mater, UTEP, during the NFL's annual My Cause My Cleats NFL initiative ... father, Robert, was a professional soccer player in Mexico ... almost quit the game of football following his sophomore year of high school after his family hit financial difficulties; they lost their house and were forced to move into a tool shed in his uncle's back yard, where they lived for two years; spent most of his time helping his father with his contracting business, before his high school coaches convinced him he could make a living playing football.



## CARDINALS IN THE COMMUNITY

Offensive lineman **Will Hernandez** is in his third season with the Cardinals. A consistent contributor on the field, Hernandez plays a big part in the community as well.

In June, Hernandez returned to his college town of El Paso, TX to host the first annual Mijo Things Football Camp. Nearly 200 children aged 8-13 attended the camp where they received instruction from Hernandez and other NFL players.

This May, Hernandez donated a custom helmet to Jose De Leon, a sophomore at Marcos De Niza High School in Tempe, AZ whose football season last fall was cut short after not finding a helmet that could safely protect and fit him. Hernandez understood the teenager's struggle to find proper equipment and was eager to provide him with a specially fitted helmet to keep him safe on the field. He paid for De Leon to have his head scanned by Riddell so that the new helmet would be a perfect fit. Hernandez then invited the high schooler to visit the Dignity Health Arizona Cardinals Training Center where he gave the De Leon family a tour and presented Jose with the gift.



In December of 2023, Hernandez visited Phoenix Children's Hospital with a group of teammates, Cardinals Cheerleaders and team mascot Big Red for the team's annual "Paw Express" event. Hernandez delivered stuffed animals to children in pediatric units at the hospital to help spread holiday cheer. At the end of the event, Hernandez visited the hospital's child life zone where he played games with patients.

In September of 2023, Hernandez joined Cardinals Cheerleaders and team mascot Big Red at a Youth Training Camp. Youth Training Camps are designed to teach football-related skills in a non-contact environment. The program conveys a message of teamwork and personal best while reinforcing the importance of education and physical activity.

In December of 2022, Hernandez participated in the team's Adopt-A-Family event. Underserved families were invited to the Cardinals training facility where they were able to meet players who presented the families with holiday gifts. Earlier that month, he was a part of the Cardinals Shop with a Jock event. Hernandez and a dozen of his Cardinals teammates partnered with Desert Financial Credit Union to treat 30 underserved youth from South Phoenix to a Holiday shopping spree. Each child received \$1,000 to spend how they chose at a local Walmart prior to a pizza party.

Hernandez takes tremendous pride in his Mexican roots. During the second half of the 2023 NFL season, Hernandez sported a Mexican flag on the back of his helmet as part of the NFL's Heritage Initiative. Hernandez also represented Mexico through the initiative in 2022.

In October of 2023, Hernandez made a guest appearance at the Cardinals Hispanic Heritage Month Community Spotlight Dinner. Individuals making a difference in Hispanic communities in Greater Phoenix were celebrated at the hibachi-style dinner experience. Hernandez presented each honoree with an award for their efforts and engaged in conversation with them throughout the evening.

In April of 2022, Hernandez took a trip to Mexico City with the Cardinals for the 2022 NFL Draft. While in Mexico, Hernandez – whose parents are both natives of Mexico City – announced the Cardinals day three selections, helped teach local youth at a football skills clinic and celebrated draft weekend with Mexican Cardinals fans at the team's Mexico City draft party.

The Cardinals played in Mexico City in November of 2022. Hernandez again embraced his Mexican roots as he proudly ran onto the field waving the Mexican Flag during pregame ceremonies.

Hernandez served local communities long before coming to the desert. During his time with the Giants, he played a role in the team's annual Jingle Jam holiday party where 600 New Jersey foster children received winter coats, clothes, athletic equipment and enjoyed a night of dancing and other fun activities.

## HERNANDEZ CAREER STATS

DATE	TEAM	GP	GS
2018	Giants	16	16
2019	Giants	16	16
2020	Giants	13	7
2021	Giants	17	17
2022	Cardinals	13	13
2023	Cardinals	17	17
<b>NFL TOTALS</b>		<b>92</b>	<b>86</b>



# ELIJAH HIGGINS

84 | TIGHT END | 6-3 | 235

**COLLEGE:** Stanford

**HOW ACQUIRED:** WV-23 (Mia)

**YEARS NFL/CARDINALS:** 2/2

**HOMETOWN:** Austin, TX

**DOB:** October 27, 2000



## NOTE CARDS

- Drafted by the Dolphins in the sixth round (197th overall) of the 2023 NFL Draft out of Stanford. After being released by Miami was acquired via waivers by Arizona on 8/30/23.
- Appeared in 11 games (two starts) with the Cardinals in '23, finishing the year with 14 receptions for 163 yards while also blocking for one the NFL's top rushing attacks.
- Member of a Cardinals rookie class that led the NFL in total offensive/defensive snaps (4,654) by rookies and total starts (64) by rookies. Was also one of an NFL-high 11 rookies who started for the Cards in '23.
- After totaling one reception for zero yards in his first four games played in '23, had at least one catch in each of his final seven games played and finished the year with four consecutive outings with multiple receptions.
- Before switching to TE in the NFL, starred at WR at Stanford alongside Cardinals teammate WR Michael Wilson for four seasons (2019-22).

### PRO CAREER:

Originally selected in the sixth round (197th overall) of the 2023 NFL Draft by the Dolphins. Released by Miami on 8/29/23 and claimed off waivers by the Cardinals on 8/30/23.

**2023:** Played 11 games and made two starts in his rookie campaign ... totaled 14 receptions for 163 yards and a TD ... added a pair of special teams tackles ... inactive for the first six games ... made his NFL debut @ Sea (10/22) and hauled in his first career reception ... had one special teams tackle vs. Bal (10/29) ... had a 26-yard reception in his first NFL start vs. LAR (11/26) ... had a 21-yard reception @ Pit (12/3) ... brought in four receptions for 44 yards and a TD vs. SF (12/17); the eight-yard TD catch marked the first of his NFL career ... had two catches for 17 yards @ Chi (12/24) ... started and had two catches for 21 yards @ Phi (12/31) ... recorded two catches for 32 yards in the season finale vs. Sea (1/7/24).

### COLLEGE:

Played four seasons (2019-22) at Stanford and appeared in 40 games (23 starts) with 119 receptions for 1,380 yards and six TDs ... named to the Pac-12 Academic Honor Roll three times ... earned All-Pac-12 honorable mention honors as a senior in 2022 after he started all 12 games he appeared in and had 59 receptions for a team-high 704 yards and two TDs to go along with four carries for 48 yards ... appeared in 10 games (nine starts) as a junior in 2021 and had 45 catches for 500 yards and a career-high four TDs ... in a season shortened by COVID-19, played in all six games (one start) as a sophomore in 2020 and hauled in 15 receptions for 176 yards ... appeared in all 12 games (one start) primarily on special teams as a freshman in 2019.

### PERSONAL:

Played at Bowie (TX) High School where he earned first-team all-district honors as a junior ... played in the Under Armour All-American Game and the Polynesian Bowl as a senior ... also lettered in basketball and track & field ... his father, George, played football at the University of South Florida.

## HIGGINS CAREER STATS

DATE	TEAM	GP	GS	RECEIVING					RUSHING				
				NO.	YDS.	AVG.	LG	TD	NO.	YDS.	AVG.	LG	TD
2023	Cardinals	11	3	14	163	11.6	26	1	0	0	0.0	0	0
<b>NFL TOTALS</b>		<b>11</b>	<b>3</b>	<b>14</b>	<b>163</b>	<b>11.6</b>	<b>26</b>	<b>1</b>	<b>0</b>	<b>0</b>	<b>0.0</b>	<b>0</b>	<b>0</b>

### SINGLE-GAME HIGHS: RECEIVING

**Receptions** 4 vs. San Francisco 49ers, Dec 17, 2023  
**Receiving Yards** 44 vs. San Francisco 49ers, Dec 17, 2023  
**Receiving Average** 11.0 vs. San Francisco 49ers, Dec 17, 2023  
**Longest Reception** 26 vs. Los Angeles Rams, Nov 26, 2023

**Receiving TDs** 1 vs. San Francisco 49ers, Dec 17, 2023  
**All-Purpose Yards** 44 vs. San Francisco 49ers, Dec 17, 2023  
**Special Teams Tackles** 1 vs. Seattle Seahawks, Jan 07, 2024  
**Most TDs** 1 vs. San Francisco 49ers, Dec 17, 2023



# PHIL HOSKINS

**79 | DEFENSIVE LINEMAN | 6-5 | 315**

**COLLEGE:** Kentucky

**HOW ACQUIRED:** FA-23

**YEARS NFL/CARDINALS:** 4/2

**HOMETOWN:** Toledo, OH

**DOB:** January 2, 1997



## PRO CAREER:

Originally selected by the Carolina Panthers in the seventh-round (232nd overall) of the 2021 NFL Draft. Released by the Panthers on 10/22/22 and signed to Carolina's practice squad on 10/25/22. Elevated to the Panthers active roster on 11/19/22. Elevated to Carolina's active roster on 1/7/23. Signed to the Chiefs practice squad on 1/12/23. Re-signed with Kansas City on 3/24/23. Released by the Chiefs on 8/29/23. Signed to the Cardinals practice squad on 10/3/23. Elevated to Cardinals active roster on 11/18/23. Elevated to Arizona's active roster on 11/25/23. Elevated to the Cardinals active roster on 12/2/23. Promoted to the team's active roster on 12/27/23.

**2023:** Played in five games (one start) and totaled eight tackles ... had four tackles in his season debut @ Hou (11/19) ... registered one tackle in Cardinals wins @ Pit (12/3) and @ Phi (12/31) ... had one tackle in the season finale vs. Sea (1/7/24).

## COLLEGE:

Spent four years at Kentucky (2017-20) where he appeared in 31 career games (11 starts) and totaled 53 tackles, 7.5 tackles for loss, 4.0 sacks, one interception, one forced fumble and one fumble recovery after spending two years at Highland (Kansas) Community College (2015-16) ... in 2020, started all 11 games he appeared in and finished with a career-high 30 tackles, four tackles for loss, 1.0 sack and one interception ... missed the 2019 season due to injury ... in 2018, played all 13 games and totaled 21 tackles, 3.5 tackles for loss, a career-high 3.0 sacks and one forced fumble ... played seven games and had two tackles in 2017 ... missed the 2016 season due to injury ... in 2015 as a freshman at Highland CC, had 4.0 sacks.

## PERSONAL:

Attended Whitmer (Toledo, OH) High School where he was named Three Rivers Athletic Conference (TRAC) All-Conference honorable mention as a senior in 2014 after totaling 63 tackles, 8.0 sacks and two forced fumbles ... nickname is "Big Snacc," a moniker he received from his father because of how much he ate growing up ... majored in Community, Leadership and Development.

## HOSKINS CAREER STATS

DATE	TEAM	GP	GS	TACKLES							INTERCEPTIONS					FUMBLES				ST		MISC							
				TK	S	A	TFL	YDS	SK	YDS	QBH	NO	YDS	LG	TD	PD	FF	FR	TD	YDS	TK	S	A	FF	FR	S	A		
2021	Panthers	3	0	4	3	1	1	8	1.0	8.0	1	0	0	0	0	0	0	0	0	0	0	0	0	0	0	0	0	0	0
2022	Panthers	5	0	2	1	1	0	0	0.0	0.0	0	0	0	0	0	0	0	0	0	0	0	0	0	0	0	0	0	0	0
2023	Cardinals	5	1	8	2	6	0	0	0.0	0.0	0	0	0	0	0	0	0	0	0	0	0	0	0	0	0	0	0	0	0
<b>NFL TOTALS</b>		<b>13</b>	<b>1</b>	<b>14</b>	<b>6</b>	<b>8</b>	<b>1</b>	<b>8</b>	<b>1.0</b>	<b>8.0</b>	<b>1</b>	<b>0</b>	<b>0</b>	<b>0</b>	<b>0</b>	<b>0</b>	<b>0</b>	<b>0</b>	<b>0</b>	<b>0</b>	<b>0</b>	<b>0</b>	<b>0</b>	<b>0</b>	<b>0</b>	<b>0</b>	<b>0</b>	<b>0</b>	<b>0</b>

## SINGLE-GAME HIGHS: DEFENSIVE

**Total Tackles** 4 at Houston Texans, Nov 19, 2023  
**Solo Tackles** 2 at Houston Texans, Nov 19, 2023  
 ...1 more at 2.

**Sacks** 1.0 at Miami Dolphins, Nov 28, 2021  
**Tackles For Loss** 1 at Miami Dolphins, Nov 28, 2021



**KEITH ISMAEL****60 | OFFENSIVE LINEMAN | 6-3 | 310****COLLEGE:** San Diego State**HOW ACQUIRED:** WV-23 (SF)**YEARS NFL/CARDINALS:** 4/2**HOMETOWN:** Oakland, CA**DOB:** July 25, 1998**PRO CAREER:**

Originally drafted by Washington in the fifth round (156th overall) of the 2020 NFL Draft. Released by Washington on 8/31/21 and signed to the team's practice squad on 9/1/21. Promoted to the Commanders active roster on 10/23/21. Signed to the Commanders active roster on 10/30/21. Signed to Washington's active roster on 11/4/21. Re-signed with Washington on a one-year deal on 4/19/22. Waived by Washington on 9/5/22. Signed to San Francisco's practice squad on 9/13/22. Signed a future contract with the 49ers on 1/31/23. Released by the 49ers on 8/29/23. Re-signed with Arizona to a one-year contract on 3/13/24.

**2023:** Appeared in 13 games primarily on special teams.

**COLLEGE:**

Started all 38 games he appeared over four years (2016-19) at San Diego State ... as a junior in 2019, started all 13 games and was named first team All-Mountain-West for the second consecutive season after helping the Aztecs run for over 2,000 yards ... as a sophomore in 2018, started 12 games and was named first team All-Mountain-West after blocking for a 1,000-yard rusher for the second-straight season ... started all 13 games as a redshirt freshman in 2017 and earned a spot on the All-Mountain-West second-team after helping current Philadelphia Eagle Rashaad Penny run for an FBS-high 2,248 yards ... redshirted as a true freshman in 2016.

**PERSONAL:**

Attended Sacred Heart Cathedral (San Francisco, CA) Prep where he was first team all-league and second team all-metro as a senior ... also lettered in lacrosse ... majored in International Security and Conflict Resolution.

**ISMAEL CAREER STATS**

DATE	TEAM	GP	GS
2020	Football Team	8	0
2021	Football Team	10	5
2023	Cardinals	13	0
<b>NFL TOTALS</b>		<b>31</b>	<b>5</b>

**ISMAEL POSTSEASON STATS**

DATE	TEAM	GP	GS
2020	Football Team	1	0
<b>NFL TOTALS</b>		<b>1</b>	<b>0</b>



# PARIS JOHNSON JR.

**70 | OFFENSIVE LINEMAN | 6-6 | 313**


**COLLEGE:** Ohio State

**HOW ACQUIRED:** D1-23

**YEARS NFL/CARDINALS:** 2/2

**HOMETOWN:** Cincinnati, Ohio

**DOB:** July 3, 2001



## NOTE CARDS

- Selected by the Cardinals in the first round (6th overall) of the 2023 NFL Draft out of Ohio State. Was the first offensive lineman taken in the draft and the fourth offensive player behind QBs Bryce Young, C.J. Stroud and Anthony Richardson.
- Started all 17 games at RT as a rookie. Was the only player on offense who did not miss a snap in 2023, as he was on the field for all 1,133 offensive plays. One of seven rookie offensive linemen in the NFL to start all 17 games in '23.
- Part of an O-line that helped the Cardinals rush for 2,365 yards and 17 TDs on 471 attempts (5.02 avg.) in 2023. Arizona's 2,365 rushing yards were the 4th most in a season in franchise history while its 5.02 rushing average was the second-highest in team annals.
- Helped the Cardinals lead the NFL in games with 200+ rushing yards (4) and runs of 20+ yards (23) in '23.
- Paved the way for RB James Conner to post his first career 1,000-yard rushing season in '23, as he finished the year with 1,040 yards and seven TDs on 208 carries (5.0 avg.).
- Drafted by the Cardinals exactly 8,776 days (24 years, 10 days) after his father - Paris Sr. - was selected by Arizona in the 5th round (155th overall) of the 1999 NFL Draft.
- Became the highest-drafted offensive lineman out of Ohio State since Orlando Pace was picked #1 overall by the Rams in 1997. A 2016 Pro Football Hall of Fame inductee, Pace was a seven-time Pro Bowler and Super Bowl champion who played 13 seasons in the NFL.
- Graduated from Ohio State in less than three years, earning a degree in Journalism. An All-American on the field, he was also a credentialed member of the media while working for the school newspaper, The Lantern.
- Has learned to speak both Mandarin Chinese and Portuguese.

### PRO CAREER:

Originally entered the NFL with the Cardinals as the sixth overall pick in the 2023 NFL Draft out of Ohio State.

**2023:** Started all 17 games at RT ... helped block for the offense to run for the second-most rushing yards per play (5.02) and the fourth-most total rushing yards (2,365 - most by Cardinals since 1979) in the NFL despite ranking 13th in rushing attempts (471) ... started in his NFL debut at RT in the season opener @ Was (9/10) becoming the first Cardinals rookie OL to start in Week 1 since 2018 (OL Mason Cole) ... started in the home opener vs. NYG (9/17), helped pave the way for RB James Conner to rush for 106 yards and 1 TD and allow zero sacks on QB Joshua Dobbs; it marked the Cardinals first game without allowing a sack since 12/25/21 ... helped pave the way for Arizona to rush for 222 yards vs. Dal (9/24), the most rushing yards by the team since Week 6 of 2020 ... started at RT, helped block for 105 rushing yards against the NFL's top run defense and was part of an offensive line that allowed just one sack on 41 pass attempts @ SF (10/1) ... helped the team rush for 142 yards and a TD on 22 attempts (6.5 avg.) vs. Cin (10/8) ... led the way as the team rushed for 130 yards @ LAR (10/15) ... part an O-line that led the way for AZ to rush for 129 yards facing the NFL's ninth-ranked run defense vs. Bal (10/29) ... served as a lead blocker as the Cards rushed for 122 and two TDs on 26 carries (4.7 avg.) vs. Atl (11/12); Falcons had allowed an NFL-low two rushing TDs over its first nine games ... helped block for 125 yards and a TD facing the NFL's ninth-ranked run defense @ Hou (11/19) ... paved the way for Conner as he rushed for 105 yards and two TDs @ Pit (12/3) ... helped block for the offense to rush for 234 yards against the NFL's top ranked run defense vs. SF (12/17), the most rushing yards by the team since Week 6 of 2020 ... part of an O-line that allowed just one sack while paving the way for 221 rushing yards on a season-high 40 carries (5.5 avg.) @ Phi (12/31), including 128 rushing yards from

Conner; the Eagles had not allowed a 100-yard rusher in 24 games and a 200 rushing yard performance in 49 games headed into the contest ... started at RT in the season finale vs. Sea (1/7/24) and helped block for the offense to run for over 200 yards, including a career-high 150 rushing yards from Conner; it marked an NFL-high fourth game in 2023 that the Cardinals ran for 200+ yards.

### COLLEGE:

Played 31 games in three seasons (2020-22) at Ohio State, starting 26 consecutive contests over his final two years ... started at both RG and LT in his college career ... in his three seasons with the Buckeyes, the team had a 29-5 record and twice made the College Football Playoffs (2020, 2022) and played in the National Championship Game in 2020 ... an All-American on the field, twice earned Academic All-Big Ten honors and was a two-time OSU Scholar-Athlete ... during his time at OSU, blocked for current NFL QBs Justin Fields (2020) and C.J. Stroud (2021-22) ... as a junior in 2022, earned unanimous first-team All-American (Walter Camp, FWAA, AFCA) honors and was named first-team All-Big Ten by the conference's coaches & media ... started all 13 games at LT, helping lead Ohio State to a #9 ranking nationally in total offense (490.7 ypg) and #2 in scoring (44.2 ppg) ... helped lead Buckeyes to an 11-2 record and an appearance in the CFP ... protected the blindside of Heisman finalist C.J. Stroud who threw for 3,688 yards and 41 TDs ... in his first season at LT, allowed just 14 pressures on 449 pass-blocking attempts according to PFF.com ... started all 13 games at RG as a sophomore in 2021 and was a major factor for the best offense in the nation with Ohio State finishing the year leading the country in total offense (561.5 ypg) and scoring offense (45.7 ppg) ... earned second-team All-Big Ten honors from the conference coaches in his first season as a starter ... helped protect the Heisman finalist Stroud, who set OSU single-season records for completion percentage (71.9), passing yards per





# PLAYERS

game (369.6), 300-yard passing performances (9), 400-yard passing performances (5) and passer rating (186.6) ... blocked for TreVeyon Henderson, who rushed for 1,248 yards and 15 TDs on 183 carries (6.8 avg.) ... played in five games as a true freshman in 2020, mostly at guard, including in the CFP Championship Game against Alabama ... earned OSU Scholar-Athlete honors.

### PERSONAL:

Spent three seasons (2016-18) at St. Xavier (Cincinnati, OH) High School before attending Princeton (Cincinnati, OH) High

School as a senior in 2019 ... left high school as the #7 ranked player in the nation, the top tackle and the top player in the state of Ohio ... named a two-time All-American by both MaxPreps and USA Today ... two-time first-team All-State selection ... as a senior at Princeton in 2019, was named the Anthony Munoz Lineman of the Year and the American Bowl Man of the Year ... earned Anthony Munoz Lineman of the Year ... earned spot in the 2020 All-American Bowl in San Antonio and was an Ambassador invite to the Polynesian Bowl ... earned academic high honors all four years in high school ... member of the National Honor Society and Chinese International Honor Society.

## CARDINALS IN THE COMMUNITY

Tackle **Paris Johnson Jr.** was the Cardinals first-round pick (6th overall) in the 2023 NFL Draft. Despite his age, Johnson has served the communities he's lived in for many years.

As a sophomore in high school in 2017, Johnson along with his mother, Monica, created his foundation - The Paris Johnson Jr. Foundation - with a focus on empowering and serving disabled veterans and disadvantaged student-athletes with dignity and respect.

This June, Johnson partnered with Coca-Cola for a second-annual Summer Water Drive benefiting UMOM New Day Centers, a provider of shelter, housing, and services for those experiencing homelessness in Phoenix. With the help of Coca-Cola and the Pat Tillman Foundation, he was able to donate 10,000 bottles of water to those in need.



Last December, Johnson helped honor a veteran, Sara Kerner, by providing her tickets to the Cardinals-Steelers game in partnership with the NFL's Salute to Service initiative. He spent time with Kerner and her family prior to the Cardinals victory. Johnson partnered with The Foster Alliance to help support the annual Cardinals Toy Drive a few weeks later.

In July of 2023, Johnson partnered with Coca-Cola for his first Summer Water Drive benefiting UMOM New Day Centers. In June of 2023, Johnson teamed up with Wilson Sporting Goods and the NFL to donate footballs, gear bags and apparel to two Cincinnati area high schools, including his alma mater, Princeton (OH) High School.

Johnson's foundation was selected as the recipient of the 2022 Armed Forces Merit Award presented by the Football Writers Association of America for the assistance it provided to veterans. The award is presented annually to an individual or group within the realm of college football that has a military background or makes an impact on the military community. Prior to winning the award, Johnson and his foundation made regular visits to and helped raise money for the Cincinnati VA Hospital.

Johnson, inspired by his Ohio State teammate Harry Miller who has gone on a yearly mission to Nicaragua since he was a teenager, provided 100 beds for Nicaraguan children in need in February of 2022. The foundation also hosts several annual initiatives including youth football camps as well as holiday toy, coat and food drives. Learn more about Johnson's charitable efforts and his foundation at <https://www.parisjohnsonjr.com/#charity>.

## JOHNSON JR. CAREER STATS

DATE	TEAM	GP	GS
2023	Cardinals	17	17
<b>NFL TOTALS</b>		<b>17</b>	<b>17</b>



# CHRISTIAN JONES

75 | OFFENSIVE LINEMAN | 6-5 | 305

**COLLEGE:** Texas

**HOMETOWN:** Cypress, TX

**DOB:** May 12, 2000

**ROUND 5**  
162nd Overall



## NOTE CARDS

- Selected by the Cardinals in the fifth round (162nd overall) of the 2024 NFL Draft out of Texas, becoming the first Longhorn player drafted by Arizona in 11 years.
- Earned a master's degree in Sports Management at Texas. A seven-time member of the Big 12 Commissioner's Honor Roll, Jones was a two-time (2023, 2021) first-team Academic All-Big 12 selection and two-time (2020, 2022) second-team All-Big 12 selection.
- Did not begin playing football until his junior year at Cypress Woods (Cypress, TX) High School. Grew up playing soccer and played the sport through his sophomore season before switching to football.

### COLLEGE CAREER:

A six-year (2018-23) tackle at Texas, appeared in 61 games with 48 starts during his college career ... after not seeing action in 2018 and serving as a reserve during his redshirt freshman season in 2019, Jones started all 48 games played over his final four seasons ... his 48 starts came at right tackle (35) and left tackle (13) ... started all 26 games RT in his final two seasons, earning Honorable Mention All-Big 12 honors both years.

**2023:** Started all 13 games at RT in his Super Senior season and earned Honorable Mention All-Big 12 honors for the second consecutive year ... All-Big 12 selection by USA Today ... part of an O-line that blocked for Doak Walker Award semifinalist Jonathon Brooks and Davey O'Brien Award semifinalist Quinn Ewers ... helped open holes for running backs Brooks (1,158 yards), CJ Baxter (659 yards) and Jaydon Blue (339 yards) ... blocked for the fifth running back duo in school history with a 1,000 and 600-yard rusher ... paved the way a UT offense that totaled 661 yards of total offense against No. 24 Kansas with Brooks having 218 rushing yards, the fourth-most ever for a Longhorn against an AP ranked opponent ... helped team rush for a season-high 302 yards (7.0 ypc) and total 528 yards of offense in the regular-season finale against Texas Tech ... blocked for Ewers record-setting Big 12 Championship performance in which he threw for 452 yards and four TDs in the win over Oklahoma State.

**2022:** Started all 13 games at RT and earned Honorable Mention All-Big 12 honors ... part of an O-line that blocked for Doak Walker Award winner and unanimous All-American Bijan Robinson as he rushed for 1,580 yards (6.1 ypc) and 18 TDs with 19 receptions for 314 yards and two TDs ... blocked for the eighth running back duo in UT history with a 1,000 and 500-yard rusher (Bijan Robinson-1,580, Roschon Johnson-554) ... helped Robinson run for 101 yards and a TD while Hudson Card established career highs with 303 passing yards and three TDs in a victory over West Virginia ... blocked for Robinson's 209-yard outing at Kansas State and 243-yard, four-TD performance at Kansas.

**2021:** Started all 12 games at left tackle while blocking for the seventh RB duo in UT history with a 1,000 and 500-yard rusher (Bijan Robinson-1,127, Roschon Johnson-569) ... helped

protect Casey Thompson, who had a Big 12-leading 24 TD passes ... part of an O-line that helped three different Longhorns combine for nine 100-yard rushing games ... helped Robinson eclipse 100 yards rushing in five consecutive games ... Texas posted back-to-back games with 58+ points (58 vs. Rice, 70 vs. Texas Tech) ... anchored an O-line line that helped produce over 600 yards against Rice (620) and Texas Tech (639) ... helped the Longhorns set the school's single-game yards per carry record of 10.4 ypc (41 carries for 428 yards) against Rice.

**2020:** Started all 10 games -- RT in the first eight games before moving to LT in the regular season finale, and then back to RT in the Alamo Bowl ... part of an O-line that helped the Longhorns average 42.7 points per game, the second-best scoring average in school history ... helped Texas post two 60-point games (63 at Texas Tech, 69 at Kansas State) ... helped senior Sam Ehlinger record 2,943 yards of total offense and score 34 total TDs (26 pass/8 rush) ... part of unit that helped three Longhorns total five 100-yard rushing games ... offensive line helped Texas set school records for points (55), total offense (638) and yards per play (9.4) in a bowl game versus Colorado ... blocked for an offense that rushed for 303 yards and passed for 335 in the Valero Alamo Bowl, marking the first time that Texas recorded more than 300 passing yards and 300 rushing yards in a bowl game.

**2019:** Saw action in 13 games, primarily on special teams.

**2018:** Redshirted as a true freshman.

### PERSONAL:

Attended Cypress Woods (Cypress, TX) High School where he played soccer before switching to football as a junior in 2016 ... earned all-district honors in football and for his academics ... named a team captain as a senior in 2017, serving as a two-way player on both the offensive and defensive lines ... selected first-team All-District 17-6A as an offensive lineman ... part of an offense that rushed for 2,129 yards for an average of 236.6 yards per game and 4.6 yards per carry as a senior ... volunteered to help victims during and after Hurricane Harvey ... at Texas, was a seven-time member of the Big 12 Commissioner's Honor Roll.



JONES STATS

DATE	TEAM	GP	GS
2019	Texas	13	0
2020	Texas	10	10
2021	Texas	12	12
2022	Texas	13	13
2023	Texas	13	13
<b>TOTALS</b>		<b>61</b>	<b>48</b>

# ELIJAH JONES


**28 | CORNERBACK | 6-1 | 185**

**COLLEGE:** Boston College

**HOMETOWN:** Harlem, NY

**DOB:** January 8, 2000

**ROUND 3**  
90th Overall



## NOTE CARDS

- Selected by the Cardinals in the third round (90th overall) of the 2024 NFL Draft out of Boston College. Became just the fourth player ever drafted out of the school by Arizona and the first since DE Zach Allen (3rd round, 65th overall) in 2019.
- One of three cornerbacks selected by the Cardinals in the 2024 NFL Draft, joining Max Melton and Jaden Davis. That is the most corners for Arizona in a single draft since 1991.
- Owns the Boston College career record with 64 games played.
- Received a Bachelor of Commerce in Broadcast Journalism from Boston College and is currently pursuing a master's degree in the Woods College of Advancing Studies. Was the recipient of the John C. Connor "44 Continuing Education Fund.

### COLLEGE CAREER:

Over six total seasons (2018-23) at Boston College, appeared in 64 games and totaled 158 tackles, seven INTs, 37 passes defended, a sack, four tackles for loss and three forced fumbles ... broke out over his final two seasons (2022-23), with all seven of his INTs and 22 of his passes defended coming in those two years.

**2023:** Earned first-team All-ACC honors in his final season after starting nine-of-13 games played with 25 tackles, a career high five INTs and nine passes defended ... tied the BC record for career games played in his final college appearance ... season-high six tackles and a forced fumble that resulted in a scoop-and-score against Florida State ... intercepted two passes, broke up three more and was named ACC Defensive Back of the Week following a win @ Georgia Tech ... two more INTs and a pass defended while also tipping a pass on a game-clinching INT @ Syracuse on the way to a second ACC Defensive Back of the Week honor.

**2022:** Started all 11 games played and earned Honorable Mention All-ACC after totaling 34 tackles, two INTs and a team-high 13 passes defended ... had at least one pass defended in each of the final nine games ... hauled in his first career INT while adding four tackles in the season opener vs. Rutgers ... finished with a career-high four passes defended vs. Maine ... brought in his second career INT in a victory @ N.C. State.

**2021:** Started 11-of-12 games played in his first full season as starter and finished the year with 30 tackles, five passes

defensed and two forced fumbles ... recorded a season-high six tackles with a pass defensed and his first career forced fumble vs. Wake Forest.

**2020:** Appeared in all 12 games for the Eagles and posted a career-high 36 tackles to go along with five passes defended ... had two solo tackles and two passes defended against Georgia Tech ... recorded five tackles vs. Notre Dame.

**2019:** Played all 13 games and made his first three career starts as a freshman ... totaled 27 tackles and a pass defensed ... made his first career start @ Notre Dame and finished the contest with nine tackles ... started and tallied six solo tackles against Cincinnati in the Birmingham Bowl.

**2018:** Played in four games before redshirting the rest of the season ... totaled six tackles and four passes defensed.

### PERSONAL:

Attended Cardinal Hayes (Bronx, NY) High School where he was the top-rated CB in the state and New York's #8 overall prospect according to Rivals.com ... a team captain as a senior in 2017, Jones totaled 1,017 receiving yards and 14 TDs, averaging 26.1 yards per reception ... on defense he added three INTs, two forced fumbles and 22 tackles in 10 games played ... scored a career high five TDs in school's 50-14 quarterfinal win to earn Catholic League Player of the Week honors ... also a standout in track & field.





JONES STATS

DATE	TEAM	GP	GS	TACKLES								INTERCEPTIONS					FUMBLES				ST					MISC	
				TK	S	A	TFL	YDS	SK	YDS	QBH	NO	YDS	LG	TD	PD	FF	FR	TD	YDS	TK	S	A	FF	FR	S	A
2018	Boston College	4	0	6	6	0	0.0	0.0	0.0	0.0	0	0	0	0	0	4	0	0	0	0	0	0	0	0	0	0	0
2019	Boston College	13	3	27	23	4	1.0	4.0	0.0	0.0	0	0	0	0	0	1	0	0	0	0	0	0	0	0	0	0	
2020	Boston College	11	7	36	29	7	0.0	0.0	0.0	0.0	0	0	0	0	0	5	0	0	0	0	0	0	0	0	0	0	
2021	Boston College	12	11	30	27	3	0.0	0.0	0.0	0.0	1	0	0	0	0	5	2	0	0	0	0	0	0	0	0	0	
2022	Boston College	11	11	34	31	3	3.0	8.0	1.0	4.0	0	2	38	38	0	13	0	0	0	0	0	0	0	0	0	0	
2023	Boston College	13	9	25	18	7	0.0	0.0	0.0	0.0	0	5	11	10	0	9	1	0	0	0	0	0	0	0	0	0	
<b>TOTALS</b>		<b>64</b>	<b>41</b>	<b>158</b>	<b>134</b>	<b>24</b>	<b>4.0</b>	<b>12.0</b>	<b>1.0</b>	<b>4.0</b>	<b>1</b>	<b>7</b>	<b>49</b>	<b>38</b>	<b>0</b>	<b>37</b>	<b>3</b>	<b>0</b>	<b>0</b>	<b>0</b>	<b>0</b>	<b>0</b>	<b>0</b>	<b>0</b>	<b>0</b>	<b>0</b>	

CARDINALS, CIRCLE K & SCHEELS HONOR 2023 ARIZONA HIGH SCHOOL AWARD WINNERS

In December of 2023, the Cardinals, Circle K and SCHEELS announced the awards recognizing the 2023 season of Arizona high school football.

- PLAYER OF THE YEAR:** QB Demond Williams Jr., Basha High School
- OFFENSIVE PLAYER OF THE YEAR:** QB Gage Baker, Paradise Honors High School
- DEFENSIVE PLAYER OF THE YEAR:** CB Noah Carter, Centennial High School
- SPECIAL TEAMS PLAYER OF THE YEAR:** KR/PR Darius Haskin, Buckeye High School
- COACH OF THE YEAR:** Co-Head Coach Mark & Marcus Carter, Desert Edge High School

Each winner was honored at the Cardinals-49ers game in Week 15 at State Farm Stadium. They were joined by all of the Cardinals, Circle K and SCHEELS High School Players and Coaches of the Week from the 2023 season.

Notable winners of the Cardinals High School Player of the Week award from the past include Falcons RB Bijan Robinson (2019), 49ers QB Brock Purdy (2017-18), Vikings CB Byron Murphy (2015), former Rams QB Bryce Perkins (2014) and former Cardinals RB D.J. Foster (2011).

QB Demond Williams Jr. from Basha High School was named Player of the Year. He has completed 188-of-242 passes (77.7%) for 2,990 yards and 32 touchdowns while also running for 1,009 yards and 18 touchdowns this season. Williams led the Bears to a spot in the Open Division semifinals.

QB Gage Baker from Paradise Honors High School was named Offensive Player of the Year after completing 380-of-503 passes (75.5%) for 6,045 yards and 91 touchdowns. Baker led the Panthers to the 3A State Football Championship.

CB Noah Carter from Centennial High School was named the Defensive Player of the Year. He finished the season with 55 tackles (36 solo), 11.0 sacks, two tackles for loss and one interception. Carter led Centennial to the Open Division State Championship.

KR/PR Darius Haskin from Buckeye High School was named the Special Teams Player of the Year. In eight games this year, Haskin totaled 596 yards on 13 kickoff returns (45.8-yard avg.) while also returning nine punts for 248 yards (27.6-yard avg.).

Co-Head Coaches Mark and Marcus Carter from Desert Edge High School were named the Head Coaches of the Year. After finishing the season with an 11-1 record, the Carter twins led the Scorpions to the 5A State Championship.

Each player winner received a customized jersey and glass trophy while Co-Head Coaches Mark and Marcus Carter were honored with \$4,000 to support their football program and a trophy to commemorate the award.

The awards were selected by a local sports panel consisting of former high school football coach Kelly Epley, former 12 News sports anchor Bruce Cooper, current 12 News sports anchors Cameron Cox and Lina Washington, Cardinals Community Relations Director Horace Raymond, Arizona Republic/azcentral.com high school writer Richard Obert and Circle K Brand Manager Mitchell Miranda.

A list of all the Cardinals, Circle K and SCHEELS High School Coach and Player of the Week winners from last season is below:

**2023 Player of the Week Winners**

- Week 1: QB Navi Bruzon, Liberty High School
- Week 2: QB Demond Williams Jr., Basha High School
- Week 3: QB Gage Baker, Paradise Honors High School
- Week 4: QB Enoch Watson, ALA Queen Creek
- Week 5: QB Beau Devens, Canyon View High School
- Week 6: WR Brandon Phelps, ALA Gilbert North
- Week 7: QB Luke Haugo, Higley High School
- Week 8: RB/S Adam Mohammed, Apollo High School
- Week 9: WR/DE Noah Carter, Centennial High School
- Week 10: RB Jantzen Ginger, Youngker High School

**2023 Coach of the Week Winners**

- Week 1: Brock Farrel, Highland High School
- Week 2: Rick Garretson, Chandler High School
- Week 3: Marcus & Mark Carter, Desert Edge High School
- Week 4: Jason Jewell, Brophy Prep High School
- Week 5: Chad Mitton, ALA West Foothills
- Week 6: Richard Taylor, Centennial High School
- Week 7: Colin Thomas, Liberty High School
- Week 8: Andy Litten, Horizon High School
- Week 9: Brian Belles, Cactus High School
- Week 10: Santiago Maldonado, Moon Valley High School





# JUSTIN JONES

**93 | DEFENSIVE LINEMAN | 6-3 | 309****COLLEGE:** North Carolina State**HOW ACQUIRED:** UFA-24 (Chi)**YEARS NFL/CARDINALS:** 7/1**HOMETOWN:** Austell, GA**DOB:** August 28, 1996

## NOTE CARDS

- Signed a three-year contract with the Cardinals on 3/13/24 after spending his first six seasons with the Chargers (2018-21) and Bears (2022-23).
- Has played in 85 games (69 starts) during the regular season and has 219 tackles, 37 QB hits, 34 tackles for loss, 12.0 sacks, 10 passes defended, three fumble recoveries and one forced fumble. Also started two postseason games where he totaled six tackles, two QB hits and a sack.
- Started all 17 games with the Bears in 2023 and had 49 tackles, a team-high 17 QB hits, 10 tackles for loss, a career-high 4.5 sacks and four passes defended.
- The Bears nominee for the Walter Payton Man of the Year in 2023.

### PRO CAREER:

Drafted by the Chargers in the third round (84th overall) of the 2018 NFL Draft and spent four seasons (2018-21) with Los Angeles. Signed a two-year contract with Chicago on 3/16/22. Signed a three-year contract with the Cardinals on 3/14/24.

**2023:** Started all 17 games and recorded 49 tackles, a team-high 17 QB hits, 10 tackles for loss, a career-high 4.5 sacks and four passes defended ... had a season-high seven tackles, two tackles for loss and two QB hits vs. Min (10/15) ... had an eight-yard sack of Brian Hoyer vs. LV (10/22) ... sacked Bryce Young for a six-yard loss vs. Car (11/9) and finished the game with a career-high three QB hits ... recorded six tackles and a career-high 1.5 sacks of Jared Goff vs. Det (12/10); it marked the first multi-sack game of his career ... had a nine-yard sack of Kyler Murray vs. AZ (12/24).

### COLLEGE:

Played four seasons (2014-17) at North Carolina State where he appeared in 49 career games and posted 115 tackles (60 solo), 7.5 sacks, two fumble recoveries, a forced fumble, a pass defended and a blocked field goal ... a two-time All-ACC honorable mention selection (2016-17) ... as a senior in 2017, appeared in 13 games and had 34 tackles, 2.5 sacks and one fumble recovery ... played 13 games and totaled 43 tackles, 3.0 sacks, one fumble recovery, one pass defended and one blocked field goal in 2016 as a junior ... in 2015 as a sophomore, appeared in 13 games and had 29 tackles, 2.0 sacks and one forced fumble ... played 10 games as a true freshman in 2014 and had nine tackles.

### PERSONAL:

Attended South Cobb (Austell, GA) High School where he ranked as the #20 player in Georgia by Rivals.com and #38 DT nationally by ESPN.com as a senior ... also lettered in lacrosse ... earned a bachelor's degree in Sports Management ... is a father of two.

## CARDINALS IN THE COMMUNITY

Defensive lineman **Justin Jones** came to Arizona this offseason as a free agent from the Chicago Bears. He brings a lot of experience on the field and in the community to the Valley. Jones was named the Bears Walter Payton Man of the Year award nominee in 2023 for his charitable efforts.

During his time in Chicago, Jones participated in a variety of events in the community. He was a regular at the team's "Bears Care Galas" which helped raise money and awareness for the team's charitable foundation.

In December of 2022, Jones helped support a deaf, single mother of three. The Chicago-based family received various gift cards for everyday essentials like groceries, gas and electronics as well Bears gear from the defensive lineman. Jones, who was raised by a single mother himself, felt personally connected to the family who previously experienced homeless and lived in Section 8 housing.

The story came full circle in August of 2023 when Jones was able to host the family at the Bears Annual Back-to-School Fair, where they attended a training camp practice, met players, received autographs and took home backpacks filled with essential school supplies, reusable lunch bags, gas gift cards, books and grocery bags.



Although he casts a wide net with his community efforts, Jones has taken a special interest in helping underserved youth. While with the Bears, he was a regular attendee of Youth Guidance's "Becoming A Man" program, a counseling program that guides young men in 7-12<sup>th</sup> grade to learn, internalize and practice social cognitive skills, make responsible decisions for their future and become positive members of their school and community. Jones participated in talking circles with the young men as they discussed things like dealing with emotions as well as various life experiences and questions.



## JONES CAREER STATS

DATE	TEAM	GP	GS	TACKLES								INTERCEPTIONS					FUMBLES				ST					MISC						
				TK	S	A	TFL	YDS	SK	YDS	QBH	NO	YDS	LG	TD	PD	FF	FR	TD	YDS	TK	S	A	FF	FR	S	A					
2018	Chargers	15	0	17	7	10	0	0	0.5	3.5	1	0	0	0	0	0	0	0	0	0	0	0	0	0	0	0	0	0	0	0	0	0
2019	Chargers	12	12	30	18	12	2	8	0.0	0.0	3	0	0	0	0	1	1	0	0	0	0	0	0	0	0	0	0	0	0	0	0	
2020	Chargers	13	12	34	19	15	5	12	1.0	5.0	4	0	0	0	0	0	0	0	0	0	0	0	0	0	0	0	0	0	0	0	0	
2021	Chargers	11	11	37	19	18	5	15	3.0	9.0	5	0	0	0	0	1	0	2	0	0	0	0	0	0	0	0	0	0	0	0	0	
2022	Bears	17	17	52	28	24	12	34	3.0	22.0	7	0	0	0	0	4	0	1	0	0	0	0	0	0	0	0	0	0	0	0	0	
2023	Bears	17	17	48	29	19	10	38	4.5	37.0	17	0	0	0	0	4	0	0	0	0	0	0	0	0	0	0	0	0	0	0	0	
<b>NFL TOTALS</b>		<b>85</b>	<b>69</b>	<b>218</b>	<b>120</b>	<b>98</b>	<b>34</b>	<b>107</b>	<b>12.0</b>	<b>76.5</b>	<b>37</b>	<b>0</b>	<b>0</b>	<b>0</b>	<b>0</b>	<b>10</b>	<b>1</b>	<b>3</b>	<b>0</b>	<b>0</b>	<b>0</b>	<b>0</b>	<b>0</b>	<b>0</b>	<b>0</b>	<b>0</b>	<b>0</b>	<b>0</b>	<b>0</b>	<b>0</b>	<b>0</b>	

## JONES POSTSEASON STATS

DATE	TEAM	GP	GS	TACKLES								INTERCEPTIONS					FUMBLES				ST					MISC						
				TK	S	A	TFL	YDS	SK	YDS	QBH	NO	YDS	LG	TD	PD	FF	FR	TD	YDS	TK	S	A	FF	FR	S	A					
2018	Chargers	2	2	6	3	3	1	3	1.0	3.0	2	0	0	0	0	0	0	0	0	0	0	0	0	0	0	0	0	0	0	0	0	0
<b>NFL TOTALS</b>		<b>2</b>	<b>2</b>	<b>6</b>	<b>3</b>	<b>3</b>	<b>1</b>	<b>3</b>	<b>1.0</b>	<b>3.0</b>	<b>2</b>	<b>0</b>	<b>0</b>	<b>0</b>	<b>0</b>	<b>0</b>	<b>0</b>	<b>0</b>	<b>0</b>	<b>0</b>	<b>0</b>	<b>0</b>	<b>0</b>	<b>0</b>	<b>0</b>	<b>0</b>	<b>0</b>	<b>0</b>	<b>0</b>	<b>0</b>	<b>0</b>	

## SINGLE-GAME HIGHS: DEFENSIVE

**Total Tackles** 8 at Green Bay Packers, Sep 18, 2022  
...1 more at 8.

**Solo Tackles** 5 vs. Minnesota Vikings, Oct 15, 2023  
...1 more at 5.

**Sacks** 1.5 vs. Detroit Lions, Dec 10, 2023

**Passes Defensed** 2 at New England Patriots, Oct 24, 2022

**Forced Fumbles** 1 at Miami Dolphins, Sep 29, 2019

**Fumble Recoveries** 1 vs. New York Giants, Dec 12, 2021  
...1 more at 1.

**Tackles For Loss** 3 vs. Minnesota Vikings, Jan 08, 2023

## SINGLE-GAME HIGHS - POSTSEASON: DEFENSIVE

**Total Tackles** 4 at Baltimore Ravens, Jan 06, 2019

**Solo Tackles** 2 at Baltimore Ravens, Jan 06, 2019

**Sacks** 1.0 at Baltimore Ravens, Jan 06, 2019

**Tackles For Loss** 1 at Baltimore Ravens, Jan 06, 2019

# NAQUAN JONES

**96 | DEFENSIVE LINEMAN | 6-3 | 313**


**COLLEGE:** Michigan State

**HOW ACQUIRED:** FA-23

**YEARS NFL/CARDINALS:** 4/2

**HOMETOWN:** Evanston, IL

**DOB:** February 5, 1998



### PRO CAREER:

Originally signed as an undrafted rookie free agent with Tennessee on 5/13/21. Released by the Titans on 8/31/21 and signed to the team's practice squad on 9/1/21. Promoted to the active roster on 9/22/21. Re-signed with Tennessee on 3/16/23. Released by Tennessee on 11/7/23. Signed to the Cardinals practice squad on 11/10/23 and was promoted to Arizona's active roster on 12/5/23.

**2023:** Appeared in 12 games (two starts) with the Titans and Cardinals ... had 17 tackles (one for loss) ... appeared in eight games (one start) and recorded eight tackles with Tennessee before being released ... played four games (one start) and registered nine tackles (one for loss) with Arizona ...

had a season-high two tackles vs. Cin (10/1) ... had one tackle in his Cardinals debut vs. SF (12/17) ... had three tackles @ Chi (12/24) ... matched his career high of five tackles (one for loss) in the season finale vs. Sea (1/7/24).

### COLLEGE:

Played four seasons at Michigan State (2016-20) where he appeared in 46 games (five starts) and recorded 78 tackles, 12.5 tackles for loss, 3.0 sacks, three passes defensed, one fumble recovery and one forced fumble ... appeared in all seven games (four starts) in 2020 and had 24 tackles, a career-high five tackles for loss, one pass defensed and one fumble recovery ... played in all 13 games (one start) in 2019 and recorded 15 tackles and 1.0 sack ... played in 13 games in 2018 and





# PLAYERS

registered a career-high 26 tackles, 4.5 tackles for loss, 2.0 sacks, one pass defended and one forced fumble ... in 2017, played in all 13 games and totaled 13 tackles, 2.0 tackles for loss and one pass defended ... redshirted as a freshman in 2016.

### PERSONAL:

Attended Evanston Township (IL) High School ... named to USA Today's All-USA Illinois first-team as a senior in 2015 ... also lettered in basketball ... earned his bachelor's degree in Advertising Management.

## JONES CAREER STATS

DATE	TEAM	GP	GS	TACKLES							INTERCEPTIONS					FUMBLES				ST		MISC							
				TK	S	A	TFL	YDS	SK	YDS	QBH	NO	YDS	LG	TD	PD	FF	FR	TD	YDS	TK	S	A	FF	FR	S	A		
2021	Titans	13	5	29	18	11	4	16	2.5	17.0	3	0	0	0	0	2	0	0	0	0	0	0	0	0	0	0	0	0	
2022	Titans	11	1	16	6	10	2	1	1.0	1.0	2	0	0	0	0	0	0	0	0	0	0	0	0	0	0	0	0	0	
2023	Titans	8	1	8	0	8	0	0	0.0	0.0	0	0	0	0	0	0	0	0	0	0	0	0	0	0	0	0	0	0	
Went from Tennessee to Arizona																													
2023	Cardinals	4	1	9	3	6	1	3	0.0	0.0	0	0	0	0	0	0	0	0	0	0	0	0	0	0	0	0	0	0	0
2023	<b>TOTAL</b>	<b>12</b>	<b>2</b>	<b>17</b>	<b>3</b>	<b>14</b>	<b>1</b>	<b>3</b>	<b>0.0</b>	<b>0.0</b>	<b>0</b>	<b>0</b>	<b>0</b>	<b>0</b>	<b>0</b>	<b>0</b>	<b>0</b>	<b>0</b>	<b>0</b>	<b>0</b>	<b>0</b>	<b>0</b>	<b>0</b>	<b>0</b>	<b>0</b>	<b>0</b>	<b>0</b>	<b>0</b>	<b>0</b>
<b>NFL TOTALS</b>		<b>36</b>	<b>8</b>	<b>62</b>	<b>27</b>	<b>35</b>	<b>7</b>	<b>20</b>	<b>3.5</b>	<b>18.0</b>	<b>5</b>	<b>0</b>	<b>0</b>	<b>0</b>	<b>0</b>	<b>2</b>	<b>0</b>	<b>0</b>	<b>0</b>	<b>0</b>	<b>0</b>	<b>0</b>	<b>0</b>	<b>0</b>	<b>0</b>	<b>0</b>	<b>0</b>	<b>0</b>	<b>0</b>

## JONES POSTSEASON STATS

DATE	TEAM	GP	GS	TACKLES							INTERCEPTIONS					FUMBLES				ST		MISC							
				TK	S	A	TFL	YDS	SK	YDS	QBH	NO	YDS	LG	TD	PD	FF	FR	TD	YDS	TK	S	A	FF	FR	S	A		
2021	Titans	1	1	2	0	2	0	0	0.5	1.5	2	0	0	0	0	0	0	0	0	0	0	0	0	0	0	0	0	0	0
<b>NFL TOTALS</b>		<b>1</b>	<b>1</b>	<b>2</b>	<b>0</b>	<b>2</b>	<b>0</b>	<b>0</b>	<b>0.5</b>	<b>1.5</b>	<b>2</b>	<b>0</b>	<b>0</b>	<b>0</b>	<b>0</b>	<b>0</b>	<b>0</b>	<b>0</b>	<b>0</b>	<b>0</b>	<b>0</b>	<b>0</b>	<b>0</b>	<b>0</b>	<b>0</b>	<b>0</b>	<b>0</b>	<b>0</b>	<b>0</b>

### SINGLE-GAME HIGHS: DEFENSIVE

- Total Tackles** 5 vs. Seattle Seahawks, Jan 07, 2024  
...1 more at 5.
- Tackles For Loss** 2 vs. Denver Broncos, Nov 13, 2022  
...1 more at 2.
- Sacks** 1.0 at Pittsburgh Steelers, Dec 19, 2021  
...1 more at 1.0.

## CARDINALS PRIMARY HOME STADIUMS

Since the NFL was founded in 1920, the following venues have served as the primary site for Cardinals home games:

- 1920-1921 ..... Normal Park, Chicago \*
- 1922-1925..... Comiskey Park, Chicago
- 1926-1928 ..... Normal Park, Chicago \*
- 1929-1930 ..... Comiskey Park, Chicago
- 1931-1938..... Wrigley Field, Chicago
- 1939-1958 ..... Comiskey Park, Chicago \*\*
- 1959.....Soldier Field, Chicago
- 1960-1965.....Busch Stadium, St. Louis \*\*\*
- 1966-1987.....Busch Memorial Stadium, St. Louis
- 1988-2005 .....Sun Devil Stadium, Tempe
- 2006- .....State Farm Stadium, Glendale \*\*\*\*

\* Normal Park was also known as Normal Field  
 \*\* In 1944, the Cardinals and Steelers merged during WWII and home games were split between Comiskey Park and Pittsburgh's Forbes Field  
 \*\*\* Busch Stadium was known as Sportsman's Park from 1909-1952; Cardinals moved to the newly-opened Busch Memorial Stadium in 1966  
 \*\*\*\* State Farm Stadium was known as University of Phoenix Stadium from 2006-17



# ZAY JONES

12 | WIDE RECEIVER | 6-2 | 200

**COLLEGE:** East Carolina

**HOW ACQUIRED:** FA-24

**YEARS NFL/CARDINALS:** 8/1

**HOMETOWN:** Austin, TX

**DOB:** March 30, 1995



## NOTE CARDS

- Signed a one-year contract with the Cardinals on 5/13/24 after playing with Buffalo (2017-19), Las Vegas (2019-21) and Jacksonville (2022-23).
- In his first seven seasons (2017-23), appeared in 104 games (67 starts) during the regular season and had 287 receptions for 3,028 yards and 18 TDs. Also played four postseason contests (three starts) and had 20 receptions for 238 yards and two TDs.
- Has made the postseason with all three teams he has played for in his NFL career.
- After posting 12 TD catches in his first 90 career games, enters 2024 with six TD receptions in his last 14 games played.
- Has three career games with 100+ receiving yards and three outings with multiple TD catches.
- Left East Carolina University owning the FBS career (399) and single-season (158 in 2016) records for receptions. Jones (4,279) also became just the 19th player in FBS history to surpass 4,000 career receiving yards.
- Father, Robert Jones, played linebacker for 10 seasons (1992-2001) in the NFL with the Cowboys, Rams, Dolphins and Commanders, and was a three-time Super Bowl champion with Dallas. Brother, Cayleb Jones, also played in the NFL with the Vikings and Eagles. His uncle (mom's brother) is Jeff Blake, who played QB in the NFL for 14 seasons (1992-2005), including in 2003 as the Cardinals starter.

### PRO CAREER:

Originally selected by Buffalo in the second round (37th overall) of the 2017 NFL Draft and was traded from Buffalo to Las Vegas on 10/8/19. Signed a three-year contract with the Jacksonville Jaguars as an unrestricted free agent on 3/17/22. Released by Jacksonville on 4/30/24 and signed a one-year contract with the Cardinals on 5/13/24.

**2023:** In his second season with the Jaguars, started seven-of-nine games played and totaled 34 receptions for 321 yards and two TDs ... started the season-opener @ Ind (9/10) and had five catches for 55 yards and a TD; marked the second time in three seasons he had a TD grab in a season-opener; caught a 14-yard TD from Trevor Lawrence in the 2nd quarter to give the Jaguars a 14-7 lead ... returned after missing two games and caught a six-yard TD pass in the first quarter that gave the Jaguars an 8-0 lead in the 1st quarter ... finished the season with at least five receptions in each of his final four games played, catching 21 total passes in those contests.

### COLLEGE:

Played four seasons (2013-16) at East Carolina and appeared in 50 games (41 starts) ... left the school having set FBS, American Athletic Conference and school records for receptions in a season (158 in 2016) and receptions in a career (399) ... also left ECU ranking 13th on the all-time NCAA (FBS) receiving yardage list (4,279) while becoming just the 19th player in FBS history with 4,000+ career receiving yards ... totaled 23 TD catches in his college career ... as a senior in 2016, named one of three finalists for the 2016 Biletnikoff Award (best receiver in college football) and earned first-team All-American honors from ESPN and second-team honors from the Associated Press ... played in

12 games and finished with 158 receptions for 1,746 yards and eight TDs; his 158 receptions represent an FBS all-time single-season record while his 1,746 receiving yards ranked second in the nation ... in ECU's third game of the season (9/17 @ South Carolina) Jones established a school single-game record with 22 receptions ... as a junior in 2015, started all 12 games and earned second-team All-AAC honors after catching 98 passes for 1,099 yards and five TDs ... became just the eighth player in school history to reach 1,000 receiving yards in a single season ... ranked fourth nationally in receptions per game (8.2), 18th in receiving yards per game (91.6) and 25th in overall receiving yards ... as a sophomore in 2014, ranked second on the team in receptions (81), third in receiving yards (830) and receiving yards per game (63.8) ... ranked among AAC leaders in receptions (3rd), receptions per game (3rd), all-purpose yards (4th/1,315 yards/101.2 ypg), receiving yards (4th) and receiving yards per game (7th) ... as a true freshman in 2013, played all 13 games and earned Conference USA All-Freshman honors after catching 62 passes for 604 yards and five TDs ... first-ever college catch was a four-yard TD reception vs. Old Dominion (8/31) in his college debut.

### PERSONAL:

Full name is Isaiah Avery Jones, but goes by Zay ... attended Stephen F. Austin (TX) High School where he earned first-team all-district (15-5A) honors as both a wide receiver and kick returner as a senior in 2012 ... hauled in 77 passes for 798 yards and 10 TDs in his final two prep seasons ... also lettered in track & field, winning the district triple-jump championship and competing in the 4x100 and 4x200 relay teams ... earned a degree in Communications ... among his academic achievements at ECU were a spot on the Honor Roll, Dean's List accolades and also a spot on the Capitol One Academic All-District first-team.





## JONES CAREER STATS

DATE	TEAM	GP GS		RECEIVING					RUSHING				
				NO.	YDS.	AVG.	LG	TD	NO.	YDS.	AVG.	LG	TD
2017	Bills	15	10	27	316	11.7	33	2	0	0	0.0	0	0
2018	Bills	16	15	56	652	11.6	57	7	1	0	0.0	0	0
2019	Bills	5	2	7	69	9.9	23	0	0	0	0.0	0	0
Went from <b>Buffalo</b> to <b>Oakland</b>													
2019	Raiders	10	7	20	147	7.4	16	0	1	3	3.0	3	0
2019	<b>TOTAL</b>	<b>15</b>	<b>9</b>	<b>27</b>	<b>216</b>	<b>8.0</b>	<b>23</b>	<b>0</b>	<b>1</b>	<b>3</b>	<b>3.0</b>	<b>3</b>	<b>0</b>
2020	Raiders	16	2	14	154	11.0	37	1	0	0	0.0	0	0
2021	Raiders	17	9	47	546	11.6	43	1	2	3	1.5	4	0
2022	Jaguars	16	15	82	823	10.0	59t	5	4	18	4.5	14	0
2023	Jaguars	9	7	34	321	9.4	36	2	0	0	0.0	0	0
<b>NFL TOTALS</b>		<b>104</b>	<b>67</b>	<b>287</b>	<b>3,028</b>	<b>10.6</b>	<b>59T</b>	<b>18</b>	<b>8</b>	<b>24</b>	<b>3.0</b>	<b>14</b>	<b>0</b>

## JONES POSTSEASON STATS

DATE	TEAM	GP GS		RECEIVING					RUSHING				
				NO.	YDS.	AVG.	LG	TD	NO.	YDS.	AVG.	LG	TD
2017	Bills	1	0	2	20	10.0	15	0	0	0	0.0	0	0
2021	Raiders	1	1	5	61	12.2	17	1	0	0	0.0	0	0
2022	Jaguars	2	2	13	157	12.1	39t	1	0	0	0.0	0	0
<b>NFL TOTALS</b>		<b>4</b>	<b>3</b>	<b>20</b>	<b>238</b>	<b>11.9</b>	<b>39T</b>	<b>2</b>	<b>0</b>	<b>0</b>	<b>0.0</b>	<b>0</b>	<b>0</b>

### SINGLE-GAME HIGHS: OFFENSIVE

<b>Rush Attempts</b>	1 at New York Jets, Dec 22, 2022 ...7 more at 1.	<b>Longest Reception</b>	59t vs. Dallas Cowboys, Dec 18, 2022
<b>Rushing Yards</b>	14 vs. New York Giants, Oct 23, 2022	<b>Receiving TDs</b>	3 vs. Dallas Cowboys, Dec 18, 2022
<b>Longest Runs</b>	14 vs. New York Giants, Oct 23, 2022	<b>All-Purpose Yards</b>	145 vs. Baltimore Ravens, Nov 27, 2022
<b>Receptions</b>	11 vs. Baltimore Ravens, Nov 27, 2022	<b>Most TDs</b>	3 vs. Dallas Cowboys, Dec 18, 2022
<b>Receiving Yards</b>	145 vs. Baltimore Ravens, Nov 27, 2022	<b>Scrimmage Yards</b>	145 vs. Baltimore Ravens, Nov 27, 2022
<b>Receiving Average</b>	18.2 vs. Dallas Cowboys, Dec 18, 2022		

### SINGLE-GAME HIGHS - POSTSEASON: RECEIVING

<b>Receptions</b>	8 vs. Los Angeles Chargers, Jan 14, 2023	<b>Receiving TDs</b>	1 vs. Los Angeles Chargers, Jan 14, 2023 ...1 more at 1.
<b>Receiving Yards</b>	83 at Kansas City Chiefs, Jan 21, 2023	<b>All-Purpose Yards</b>	83 at Kansas City Chiefs, Jan 21, 2023
<b>Receiving Average</b>	16.6 at Kansas City Chiefs, Jan 21, 2023	<b>Most TDs</b>	1 vs. Los Angeles Chargers, Jan 14, 2023 ...1 more at 1.
<b>Longest Reception</b>	39t vs. Los Angeles Chargers, Jan 14, 2023	<b>Scrimmage Yards</b>	83 at Kansas City Chiefs, Jan 21, 2023



# TONY JONES JR.

**37 | RUNNING BACK | 5-11 | 224**

**COLLEGE:** Notre Dame

**HOW ACQUIRED:** WV-23 (NO)

**YEARS NFL/CARDINALS:** 4/2

**HOMETOWN:** St. Petersburg, FL

**DOB:** November 24, 1997



## PRO CAREER:

Signed with the Saints as an undrafted rookie free agent on 4/27/20. Released by New Orleans on 9/5/20 and signed to the team's practice squad on 9/6/20. Elevated to the Saints active roster on 1/2/21. Released by New Orleans on 10/8/22 and was claimed off waivers by Seattle on 10/10/22. Released by the Seahawks on 12/21/22 and signed to the team's practice squad on 12/27/22. Promoted to Seattle's active roster on 1/13/23. Signed a one-year deal with Denver on 3/24/23. Released by the Broncos on 8/29/23 and signed to the Saints practice squad on 8/31/23. Elevated to New Orleans active roster on 9/9/23. Elevated to the Saints active roster on 9/18/23. Signed to the Saints active roster on 9/20/23. Released by the Saints on 10/7/23. Claimed off waivers by the Cardinals on 10/9/23. Released by Arizona on 10/18/23 and signed to the team's practice squad on 10/20/23. Released by the Cardinals on 11/9/23 and signed to the team's practice squad on 11/11/23. Signed a future contract with Arizona on 1/9/24

**2023:** Played seven games (one start) with the Saints and Cardinals and had 26 carries for 95 yards and two TDs to pair with seven catches for 37 yards ... played in four games (one start) with New Orleans and ran for 70 yards and two TDs on 21 carries in addition to four catches for 21 yards ... in three games with Arizona, had five carries for 25 yards and three catches for 16 yards ... had a five-yard run in the Saints season opener vs.

Ten (9/10) ... rushed 12 times for 34 yards and two TDs @ Car (9/18); marked the first TDs of his career ... had eight carries for 31 yards to pair with a career-highs four receptions for 21 yards @ GB (9/24) ... inactive @ LAR (10/15) ... had three carries and a pair of receptions for five yards in his Cardinals debut @ Cle (11/5) ... had a 13-yard rush vs. Atl (11/12) ... had a 10-yard carry and an 11-yard catch @ Hou (11/19).

## COLLEGE:

Played 38 games in four seasons at Notre Dame (2016-19) and had 271 carries for 1,481 yards and 12 TDs as well as 27 catches for 273 yards and two TDs ... as a senior in 2019, ran 144 times for 857 yards and six TDs and had 15 catches for 104 yards;

became the 10<sup>th</sup> player in program history to have five-or-more games with 100+ rushing yards in a single season ... ran for 392 yards and three TDs and had six receptions for 157 yards and one TD as a junior in 2018 ... as a sophomore in 2017, had 44 carries for 332 yards and three TDs as well as six catches for 12 yards ... appeared in one game as a true freshman in 2016.

## PERSONAL:

Attended IMG Academy (Bradenton, FL) High School where he ran for 514 yards and 11 TDs on 78 carries as a senior in 2015 ... also lettered in baseball where he batted .491 as a junior in 2014 ... majored in Film, Television and Theatre.

## JONES JR. CAREER STATS

DATE	TEAM	GP		RUSHING					RECEIVING				
		GS	NO.	YDS.	AVG.	LG	TD	NO.	YDS.	AVG.	LG	TD	
2020	Saints	1	1	3	13	4.3	6	0	0	0	0.0	0	0
2021	Saints	11	4	54	142	2.6	11	0	5	29	5.8	19	0
2022	Saints	2	0	2	8	4.0	6	0	2	12	6.0	7	0
Went from <b>New Orleans</b> to <b>Seattle</b>													
2022	Seahawks	4	0	8	16	2.0	7	0	3	18	6.0	9	0
2022	<b>TOTAL</b>	<b>6</b>	<b>0</b>	<b>10</b>	<b>24</b>	<b>2.4</b>	<b>7</b>	<b>0</b>	<b>5</b>	<b>30</b>	<b>6.0</b>	<b>9</b>	<b>0</b>
2023	Saints	4	1	21	70	3.3	19	2	4	21	5.3	10	0
Went from <b>New Orleans</b> to <b>Arizona</b>													
2023	Cardinals	3	0	5	25	5.0	13	0	3	16	5.3	11	0
2023	<b>TOTAL</b>	<b>7</b>	<b>1</b>	<b>26</b>	<b>95</b>	<b>3.7</b>	<b>19</b>	<b>2</b>	<b>7</b>	<b>37</b>	<b>5.3</b>	<b>11</b>	<b>0</b>
<b>NFL TOTALS</b>		<b>25</b>	<b>6</b>	<b>93</b>	<b>274</b>	<b>2.9</b>	<b>19</b>	<b>2</b>	<b>17</b>	<b>96</b>	<b>5.6</b>	<b>19</b>	<b>0</b>

## SINGLE-GAME HIGHS: OFFENSIVE

**Rush Attempts** 16 vs. Buffalo Bills, Nov 25, 2021  
**Rushing Yards** 50 vs. Green Bay Packers, Sep 12, 2021  
**Longest Runs** 19 at Green Bay Packers, Sep 24, 2023

**Receptions** 4 at Green Bay Packers, Sep 24, 2023  
**Receiving Yards** 21 at Green Bay Packers, Sep 24, 2023  
**Longest Reception** 19 at New York Jets, Dec 12, 2021



**ROY LOPEZ****98 | DEFENSIVE LINEMAN | 6-2 | 318****COLLEGE:** Arizona**HOW ACQUIRED:** FA-23**YEARS NFL/CARDINALS:** 4/2**HOMETOWN:** Tempe, AZ**DOB:** August 7, 1997**PRO CAREER:**

Originally selected by Houston in the sixth-round (195th overall) of the NFL 2021 Draft. Released off injured reserve by the Texans on 9/4/23. Signed to Arizona's practice squad on 9/23/23 and was signed to the Cardinals active roster on 9/26/23.

**2023:** Appeared in 14 games (five starts) in his first season with the Cardinals and totaled a career-high 42 tackles (22 solo), two tackles for loss and a QB hit ... recorded three tackles (one solo) in Cardinals debut @ SF (10/1) ... registered four tackles @ Sea (10/22) ... tallied five tackles (three solo) in the win vs. Atl (11/12) ... had five tackles and one QB hit @ Hou (11/19) ... had five tackles vs. SF (12/17), which matched a single game career-high ... registered three tackles (including one for loss) @ Chi (12/24) ... tallied three tackles @ Phi (12/31) ... had one tackle vs. Sea (1/7/24).

**COLLEGE:**

Finished his college career at Arizona as a graduate student in 2020 where he started all five games and recorded 18 tackles, a team-leading four tackles for loss and 1.0 sack ... played four

seasons at New Mexico State (2016-19) where he appeared in 40 games (35 starts) and recorded 136 tackles, 20.0 tackles for loss, 8.0 sacks, four passes defended, three fumble recoveries and one forced fumble ... played in four games in 2019 and had 11 tackles, 2.5 tackles for loss and 2.0 sacks; missed time due to injury ... earned All-Sun Belt Conference honorable mention honors in 2018 after starting all 12 games and recording 63 tackles, a team-high 12.5 tackles for loss and 4.0 sacks ... started all 13 games in 2017 and registered 63 tackles, 12.5 tackles for loss, 4.0 sacks, two fumble recoveries and one forced fumble ... in 2016, appeared in 11 games (seven starts) and had 23 tackles.

**PERSONAL:**

Attended Mesquite High School (Gilbert, AZ) where he played DL and OL ... was named to the Super 25 by Arizona Football Coaches Association as senior in 2015 after amassing 53 tackles and 6.0 sacks ... was named first-team all-state by the Arizona Republic in consecutive seasons (2014-15) as a DL ... also won two state championships in wrestling and posted a career record of 113-3 ... his father, Roy Lopez Sr., is the head coach at Desert Ridge High School (Phoenix, AZ) ... majored in Education.

**CARDINALS IN THE COMMUNITY**

Defensive lineman **Roy Lopez** is entering his second season with the Cardinals after joining the team in 2023. Lopez was born and raised in Tempe, AZ and consistently gives back to the community he is from and plays in.

He founded the Roy Lopez Foundation in 2022. Since then, Lopez has held a youth football camp for Grades K-8 each year in the Valley. The third annual event took place in April of 2024 at Desert Ridge High School in Mesa, AZ where his father is the head football coach. Hundreds of campers participated in drills, received instruction from Lopez, some of his Cardinals teammates and the Desert Ridge coaching staff, and went home with a t-shirt to remember the day.

In addition to youth camps, the Roy Lopez Foundation has hosted 7-on-7 tournaments and lineman competitions. Those events are designed for high school football players and require a donation to enter with all proceeds going to Phoenix Children's Hospital, the Special Olympics and first responders.

In March of 2024, Lopez visited Legacy Traditional School in Deer Valley for an assembly where he spoke with students on the importance of being a great student and gave each elementary schooler a bracelet. He previously served as a guest speaker at San Tan Foothills High School in January ahead of the Desert Challenge Wrestling Tournament.

Lopez has participated in a variety of community events in the 2024 offseason throughout the Phoenix area outside of his foundation. In February, he spoke with Tempe Under The Lights Flag Football participants on his journey to the NFL and his desire to be the best version of himself. In January, Lopez also participated in a police-fire department charity softball game in Tempe.

Since joining the Cardinals in September of 2023, Lopez has been an active participant in team community events. In December of 2023, he joined children from the Gila River Indian Community for a Youth Training Camp. Youth Training Camps are designed to teach football-related skills in a non-contact environment. The program conveys a message of teamwork and personal best while reinforcing the importance of education and physical activity.

Prior to coming to Arizona, Lopez made his impact in Houston where he spent the first two seasons of his NFL career. At Texans Care Volunteer Day in July of 2023, Lopez and his teammates revitalized a playground by laying new wood chips, painting play equipment and installing new equipment.







## LOPEZ CAREER STATS

DATE	TEAM	GP	GS	TACKLES							INTERCEPTIONS					FUMBLES				ST					MISC		
				TK	S	A	TFL	YDS	SK	YDS	QBH	NO	YDS	LG	TD	PD	FF	FR	TD	YDS	TK	S	A	FF	FR	S	A
2021	Texans	16	15	31	19	12	4	5	1.0	2.0	2	0	0	0	0	0	0	1	0	0	0	0	0	0	0	0	0
2022	Texans	17	14	36	20	16	6	14	1.0	7.0	3	0	0	0	0	1	0	0	0	0	0	0	0	0	0	0	
2023	Cardinals	14	5	42	22	20	2	1	0.0	0.0	1	0	0	0	0	0	0	0	0	0	0	0	0	0	0	0	
<b>NFL TOTALS</b>		<b>47</b>	<b>34</b>	<b>109</b>	<b>61</b>	<b>48</b>	<b>12</b>	<b>20</b>	<b>2.0</b>	<b>9.0</b>	<b>6</b>	<b>0</b>	<b>0</b>	<b>0</b>	<b>0</b>	<b>1</b>	<b>0</b>	<b>1</b>	<b>0</b>	<b>0</b>	<b>0</b>	<b>0</b>	<b>0</b>	<b>0</b>	<b>0</b>	<b>0</b>	

## SINGLE-GAME HIGHS: DEFENSIVE

**Total Tackles** 5 vs. San Francisco 49ers, Dec 17, 2023  
...4 more at 5.

**Solo Tackles** 5 vs. Cleveland Browns, Dec 04, 2022

**Sacks** 1.0 at Miami Dolphins, Nov 07, 2021

**Fumble Recoveries** 1 at Miami Dolphins, Nov 07, 2021

**Tackles For Loss** 1 at Chicago Bears, Dec 24, 2023

...11 more at 1.

**Safeties** 1 vs. Cleveland Browns, Dec 04, 2022

## THE ARIZONA CARDINALS CELEBRATE GIRLS FLAG FOOTBALL

The Arizona Cardinals have supported and created a strong presence in local girls football initiatives with the intent of elevating female involvement in all facets of the game.

The resources devoted to this mission include, but are not limited to, numerous instructional camps and clinics, skills training, coaching certifications (paid for by the club) and flag distribution.

A comprehensive strategy has been implemented to foster participation and accelerate the learning curve through the utilization of current Cardinals players, Cardinals alumni, club/NFL foundation funding and local/national partners as ambassadors and allies.

These efforts have translated into increased female participation at all levels, and Arizona becoming the 8th state to officially sanction girls high school flag football.

**Cardinals Past Events/Efforts:****NFL FLAG College Showcase (2024)**

The Cardinals hosted 100+ elite girls flag football players at State Farm Stadium for their inaugural NFL FLAG College Showcase. The athletes were filmed competing in a series of position-specific and agility drills that were then shared with NAIA and NJCAA coaches. The drills were led by Arizona Cardinals legends and coaches.

**4<sup>th</sup> Annual Intro to Girls Football Camp (2024)**

In its 4<sup>th</sup> year, the Cardinals hosted 120 girls ages 6-12 for an educational camp to learn the basics of flag football in a fun and inviting environment with Cardinals Players, Legends, Cheerleaders, and team mascot Big Red.

**Positive Coaching Alliance Partnership (2024)**

The Cardinals partnered with the Positive Coaching Alliance on a comprehensive mental health and character & leadership development initiative targeting high school and middle school girls in Arizona. The two-year \$70,000 club commitment will help fund women & girls in sports workshops, coaching clinics, and other events supporting girls' flag football programs and initiatives.

**Leadership and Mental Health Awareness Discussion (2024)**

The Cardinals, in partnership with the Positive Coaching Alliance, hosted a coaches clinic highlighting Leadership & Mental Health Awareness. The discussion gave 75 Arizona high school football coaches and administrators the knowledge and skills to improve their football programs, including how to help student-athletes take care of their mental health. High school coaches from both girls flag and boys tackle football programs participated in the event.

**Play Football Game (2023)**

The Cardinals hosted local and international co-ed youth flag teams for an on-field scrimmage during halftime of the annual Play Football Game. Each team was coached by an Arizona Cardinals legend.

**Nike Kickoff Classic (2023)**

In partnership with Nike, the Cardinals and Quarterback **Kyler Murray** supported the kick-off of the inaugural season of sanctioned high school girls flag football by attending the Mountain View HS vs. Mountain Pointe HS game and joining the coin toss.

**Girls Flag Game of the Week (2023)**

In its 2<sup>nd</sup> year, the Arizona Cardinals visited one high school a week for the Girls Flag Game of the Week presented by Bell Bank. Each team was given a "Game of the Week" t-shirt, and the player of the game was awarded with signed memorabilia from Cardinals players. QB **Kyler Murray**, LB **Dennis Gardeck**, and Owner **Michael Bidwill** each attended a "Game of the Week."

**Girls Flag Players of the Year**

For the first time, the Arizona Cardinals selected Girls Flag Player's of the Year (Offensive: WR Samaya Taylor-Jenkins, Hamilton High School) (Defensive: S Ryland Douglas, Chandler High School) and were recognized on-field at an Arizona Cardinals home game. MVP's were also awarded trophies by Owner **Michael Bidwill**.

**Youth Training Camp: Girl Scouts (2023)**

The Arizona Cardinals hosted a Youth Training Camp for the Girl Scouts of Arizona Cactus-Pine, followed by a watch party for the Cardinals road game against the Seattle Seahawks. The girls were accompanied by Cardinals legends, cheerleaders, and mascot Big Red.

**Play 60 Game**

The Arizona Cardinals hosted their "Girls Flag Players of the Year" and the 6A and 5A High School Girls Flag Championship Teams (Mountain View HS and Campo Verde HS) for on-field recognition and coin toss participation. Also, the Arizona Cardinals hosted eight (8) co-ed youth flag teams to compete at halftime.





**JESSE LUKETA****43 | LINEBACKER | 6-3 | 253****COLLEGE:** Penn State**HOW ACQUIRED:** D7b-22**YEARS NFL/CARDINALS:** 3/3**HOMETOWN:** Ottawa, Ontario**DOB:** January 15, 1999**NOTECARDS**

- Selected by Arizona with the team's second pick in the seventh round (256th overall) of the 2022 NFL Draft out of Penn State and appeared in 21 games (one start) with 13 tackles, a QB hit and three tackles for loss in his first two seasons (2022-23).
- In addition to his roles on defense and special teams, also saw action on offense for the Cardinals in 2023, with his lone start coming at fullback.
- Grew up in Ottawa, Ontario - the capital city of Canada - and at an early age developed a love of American football. He had to beg his mother to allow him to play as a kid. At the age of 10, began sending letters to schools and agents across the United States expressing his desire to play football at the highest levels.

**PRO CAREER:**

Selected by the Cardinals in the seventh round (256th overall) of the 2022 NFL Draft out of Penn State.

**2023:** Appeared in 14 games (one start as FB) and had 10 tackles (four solo), one tackle for loss, one QB hit and two special teams tackles ... played in the season opener @ Was (9/10), seeing action on defense, special teams and offense (as a FB) and had three solo tackles ... played vs. NYG (9/17) and had one assisted tackle; again saw time on special teams and offense ... recorded his first career QB hit vs. Dal (9/24) while also playing on special teams, with two snaps on offense ... played @ SF (10/1) and had one assisted special teams tackle ... made first start of his career at fullback vs. Cin (10/8); played on offense, defense and special teams ... had two tackles on defense and one on special teams vs. Bal (10/29) ... had one tackle vs. LAR (11/26) and @ Pit (12/3) ... had one tackle for loss vs. SF (12/17).

**COLLEGE:**

Played four seasons (2018-21) at Penn State where he appeared

in 46 games (18 starts) and totaled 151 tackles, a half-sack, seven tackles for loss, an INT (returned for a TD), eight passes defended and a fumble recovery ... team captain ... earned third-team All-Big 10 honors from the media and honorable mention from the coaches as a senior.

**PERSONAL:**

Last name pronounced "loo-KETT-uh" ... developed into one of the top recruits in the state of Pennsylvania while attending Mercyhurst Prep (Erie, PA) High School where he was a Pennsylvania Football News 3A Defensive Player of the Year (2017), two-time first-team All-Pennsylvania selection (2016-17) and was named first-team USA Today All-USA Pennsylvania Team (2017) ... three-time letterman, three-time team captain and two-time team MVP ... helped the Lakers to a 10-1 record and a runner-up finish in the District 10 Class AAA Championship game as a senior after totaling 69 tackles, four INTs and two fumble recoveries ... had 88 tackles, 9.0 sacks, 15 tackles for loss, five INTs (two returned for TDs), and three fumble recoveries as a junior ... also lettered in basketball as a junior ... has two brothers: Joe Betu and Gino, and four sisters: Leslie, Laura, Sandrine and Guylaine ... majored in Criminology.

**CARDINALS IN THE COMMUNITY**

Among the most active Cardinals players in the community over his first two seasons, linebacker **Jesse Luketa** is in his third year with Arizona in 2024. He participated in nearly every event the Cardinals hosted over the past two seasons.

Luketa also established his 40 Reasons Foundation this past offseason, which is an homage to the jersey number he wore at Penn State. The foundation's mission is to provide children with an equal opportunity to pursue their dreams and aspirations. The 40 Reasons Foundation is passionate about cultivating essential life skills, promoting literacy, and enhancing critical thinking through the love of sport.

Luketa wasted no time in getting his foundation involved in the community. In March of 2024, he traveled to Lagos, Nigeria where the foundation along with the Dafe Oweh Family Fund for Africa and LIFE Africa held an event for 150 orphans. Luketa spoke with Nigerian youth, donated food, clothing and toys, and played football with the children. To learn more about the foundation please visit <https://40rzn.com/>.

Later that month, Luketa joined teammate LB Dennis Gardeck at the Tempe Adaptive Adventure Day, a program offered to youth and adults with Intellectual and Developmental Disabilities. At T.A.A.D. the pair of linebackers connected with participants and helped them relax in a safe and welcoming environment.

Luketa participated in the team's annual 'Shop with a Jock' event last December. He and a dozen of his Cardinals teammates partnered with Desert Financial Credit Union to treat 30 underserved youth from South Phoenix to a Holiday shopping spree. Each







child received \$1,000 to spend how they chose at a local Walmart prior to a pizza party with the Cardinals.

In November of 2023, Luketa hosted a Thanksgiving dinner for a group of children from New Pathways for Youth, a nonprofit organization that strives to transform the lives of youth by providing the support, stability and skills they need to flourish. He was joined by several of his teammates for a night of food, fun and important conversations.

In May of 2023, Luketa took part in an event at Hunkapi Horse Farm for 27 families affected by ALS. Assisted by riding instructors and the horses, Cardinals players and participants learned about the art of horseback riding to help with overall health and well-being goals, and with sensory motors skills for coordination, posture and balance. Luketa returned to Hunkapi in November of 2023 when the Cardinals hosted 30 survivors from the Tragedy Assistance Program for Survivors (TAPS) for a night of equine therapy and fun as part of the NFL's Salute to Service initiative.

Last February to help celebrate Black History Month, Luketa hosted students from BASE Arizona (Black Alliance & Social Empowerment) at Harkins Theatre for Black History Month Movie Night. BASE is an organization that strives to close opportunity gaps in the Black community by building alliances and promoting education through the creation of sustainable solutions. Luketa led a presentation emphasizing the importance of Black representation and highlighted the Black history within the Cardinals organization. The students were then treated to a viewing of Ant Man and the Wasp: Quantumania.

Luketa participated in a Paint N' Sip night to celebrate the NFL's annual Crucial Catch initiative in October of 2022. He joined his teammates and hosted a group of 20 cancer survivors in partnership with the American Cancer Society. Throughout his rookie season, Luketa was a regular participant in youth training camps, which teaches kids football skills while reinforcing the importance of education and physical safety.

In December of 2022 during the NFL's My Cause My Cleats initiative, Luketa chose to represent a cause close to his heart, the SEBAS Foundation. Their mission is to assist with the challenges refugees/displaced persons may face after having to leave their home countries due to a variety of reasons. Luketa's mother immigrated to Ontario, Canada from the Democratic Republic of Congo in 1980, and his support of the SEBAS Foundation is a result of his firsthand experience with the difficulties his family, and many others, face when moving to another country.

## LUKETA CAREER STATS

DATE	TEAM	GP	GS	TACKLES							INTERCEPTIONS					FUMBLES				ST				MISC					
				TK	S	A	TFL	YDS	SK	YDS	QBH	NO	YDS	LG	TD	PD	FF	FR	TD	YDS	TK	S	A	FF	FR	S	A		
2022	Cardinals	7	0	3	3	0	2	1	0.0	0.0	0	0	0	0	0	0	0	0	0	0	0	0	0	0	0	0	0	0	
2023	Cardinals	14	1	10	4	6	1	6	0.0	0.0	1	0	0	0	0	0	0	0	0	0	0	0	2	0	2	0	0	0	0
<b>NFL TOTALS</b>		<b>21</b>	<b>1</b>	<b>13</b>	<b>7</b>	<b>6</b>	<b>3</b>	<b>7</b>	<b>0.0</b>	<b>0.0</b>	<b>1</b>	<b>0</b>	<b>0</b>	<b>0</b>	<b>0</b>	<b>0</b>	<b>0</b>	<b>0</b>	<b>0</b>	<b>0</b>	<b>0</b>	<b>2</b>	<b>0</b>	<b>2</b>	<b>0</b>	<b>0</b>	<b>0</b>	<b>0</b>	

### SINGLE-GAME HIGHS: DEFENSIVE

**Total Tackles** 3 at Washington Commanders, Sep 10, 2023

**Solo Tackles** 3 at Washington Commanders, Sep 10, 2023

**Tackles For Loss** 1 at Atlanta Falcons, Jan 01, 2023  
...1 more at 1.

**Special Teams Tackles** 1 vs. Baltimore Ravens, Oct 29, 2023  
...1 more at 1.

# TYREEK MADDOX-WILLIAMS

58 | LINEBACKER | 6-0 | 228

**COLLEGE:** Rutgers

**HOW ACQUIRED:** FA-23

**YEARS NFL/CARDINALS:** 2/2

**HOMETOWN:** Philadelphia, PA

**DOB:** October 28, 1997



**PRO CAREER:**

Originally signed by the Chargers as an undrafted rookie free agent on 5/16/22. Released by the Chargers on 8/30/22 and signed to the Los Angeles practice squad on 8/31/22. Signed a future contract with the Chargers on 1/16/23. Released by Los Angeles on 7/28/23. Signed with the Eagles on 8/19/23 and was released by Philadelphia on 8/29/23. Signed to the Cardinals practice squad on 9/13/23 and was promoted to the team's active roster on 12/20/23.

**2023:** Began the season on the Cardinals practice squad before being promoted to the active roster in Week 16 ... played in the final three games ... made his NFL debut @ Chi (12/24) ... saw game action on special teams @ Phi (12/31) ... played on special teams vs. Sea (1/7/24).

**COLLEGE:**

Spent six years at Rutgers (2016-21) where he appeared in 52 games (27 starts) and totaled 206 tackles, 14.5 tackles for loss, nine passes defended, 2.0 sacks, two forced fumbles, two fumble recoveries and a blocked punt ... played in eight games in 2021 and had 27 tackles, 2.5 tackles for loss, two passes defended and

one fumble recovery ... in 2020, appeared in nine games (one start) and recorded 39 tackles (one for loss), three passes defended, one forced fumble and one fumble recovery ... served as a team captain in 2019 and played 12 games (eight starts) with 45 tackles, 5.5 tackles for loss, 1.5 sacks and two passes defended ... started all 12 games in 2018 and had 48 tackles, 4.0 tackles for loss, one forced fumble and one pass defended ... medical redshirt in 2017 ... named to the Big Ten All-Freshman Team by ESPN.com in 2016 after playing 11 games (six starts) and posting 47 tackles, 1.5 tackles for loss, one pass defended and a blocked punt.

**PERSONAL:**

Attended Timber Creek Regional (Gloucester Township, NJ) High School where he helped lead the Chargers to a state title as a senior in 2015 after recording 74 tackles to go along with two interceptions and a sack ... named first-team all-division and second-team all-state by The Star-Ledger as a junior in 2014 after having 64 tackles and 11.0 sacks ... also lettered in track & field ... received Academic All-Big Ten honors in each of his final five years at Rutgers (2017-21) ... earned a bachelor's degree in Information Technology and Informatics and is pursuing a master's degree in Labor Studies and Employment Relations.

## MADDOX-WILLIAMS CAREER STATS

DATE	TEAM	GP	GS	TACKLES							INTERCEPTIONS					FUMBLES				ST					MISC	
				TK	S	A	TFL	YDS	SK	YDS	QBH	NO	YDS	LG	TD	PD	FF	FR	TD	YDS	TK	S	A	FF	FR	S
2023	Cardinals	3	0	0	0	0	0	0	0.0	0.0	0	0	0	0	0	0	0	0	0	0	0	0	0	0	0	0
<b>NFL TOTALS</b>		<b>3</b>	<b>0</b>	<b>0</b>	<b>0</b>	<b>0</b>	<b>0</b>	<b>0</b>	<b>0.0</b>	<b>0.0</b>	<b>0</b>	<b>0</b>	<b>0</b>	<b>0</b>	<b>0</b>	<b>0</b>	<b>0</b>	<b>0</b>	<b>0</b>	<b>0</b>	<b>0</b>	<b>0</b>	<b>0</b>	<b>0</b>	<b>0</b>	<b>0</b>





# TREY MCBRIDE

**85 | TIGHT END | 6-4 | 246**


**COLLEGE:** Colorado State

**HOW ACQUIRED:** D2-22

**YEARS NFL/CARDINALS:** 3/3

**HOMETOWN:** Fort Morgan, CO

**DOB:** November 22, 1999



## NOTE CARDS

- Selected by the Cardinals in the second round (55th overall) of the 2022 NFL Draft and started 25-of-33 games played in his first two seasons (2022-23), totaling 110 receptions for 1,090 yards and four TDs.
- Started 12-of-17 games in 2023, and despite not taking over as the team's #1 TE until Week 8, turned in one of the best seasons in franchise history by a TE. Led the Cardinals in receptions (81) and receiving yards (825) while also adding three TD catches.
- Shattered the previous franchise single-season record for receptions by a TE with 81 (record was 56) while his 825 receiving yards were the second-most in team history by a TE (Jackie Smith - 1,205 in 1967). Finished tied for fifth among NFL TEs in receptions and seventh in receiving yards.
- After taking over as the Cardinals full-time starter at TE in Week 8 of 2023, hauled in 66 receptions for 665 yards and three TDs. He ranked second among NFL TEs in receptions and third in receiving yards during that span (Weeks 8-18).
- Had two games with 100+ receiving yards (none by AZ TE in previous 34 years) and two outings with 10 receptions (had never been done by Cards TE in team history) in 2023.
- Had his first career 100-yard outing in Week 10 vs. Atlanta (11/12/23) when he caught eight passes for 131 yards. The performance came 34 years to the day since the last 100-yard outing by a Cardinals TE: Rob Awalt, 105 yards vs. Dallas on 11/12/89.
- Winner of the 2021 John Mackey Award as the nation's top tight end and earned unanimous first-team All-America honors as a senior at Colorado State. Also named the Mountain West 2021-22 Male Athlete of the Year.

### PRO CAREER:

Selected by the Cardinals in the second round (55th overall) of the 2022 NFL Draft out of Colorado State.

**2023:** Appeared in all 17 contests with 12 starts ... led the team with 81 receptions and 825 receiving yards and also had three receiving TDs ... his 81 receptions marked a franchise single season record by a TE and he joined Jackie Smith (2x) as the only TEs in franchise history with 800+ receiving yards in a season ... became just the second Cardinals TE to have multiple 100-yard receiving performances in a season ... first player in franchise history to have at least seven receptions and 60 receiving yards in four consecutive home games ... recorded two receptions for 23 yards @ Was (9/10) ... posted two receptions for 32 yards in his first start of the season vs. NYG (9/17) ... tallied four receptions for a team-high 62 yards @ LAR (10/15) ... played on offense and special teams @ Sea (10/22) registering three receptions for 29 yards and one special teams tackle ... started vs. Bal (10/29) and had 10 receptions for 95 yards along with his second career TD; his 10 receptions mark the most by a TE in a single game in franchise history ... hauled in eight receptions for a career-high 131 yards vs. Atl (11/12); his 131 receiving yards marked the most by a Cardinals TE in over 53 years (Jackie Smith - 149); his performance came 34 years to the day since the last 100-yard outing by a Cardinals TE (Rob Awalt, 105 yards vs. Dallas on 11/12/89) ... recorded five catches for 43 yards @ Hou (11/19) ... recorded seven receptions for 60 yards vs. LAR (11/26); became just the eighth different TE in franchise history to have 500+ receiving yards in a season ... had eight catches for 89 yards and a TD @ Pit (12/3); tied the franchise single-season record for receptions by a TE (56) and joined Jackie Smith (7x) and Doug Marsh (1984) as the only TEs in franchise history with 600+ receiving yards in a season ... recorded 10 receptions for 102 yards vs. SF (12/17); established a new franchise single season record for receptions by a TE (66) and became just the second TE in franchise history (Jackie Smith, 3x) to have 700+ receiving yards in a single

season; marked the first time in franchise history a player has had seven plus receptions and 60+ receiving yards for four consecutive home games; the 10 receptions matched the franchise single-game record he set in Week 8; the performance also marked McBride's second 100-yard game, with only Jackie Smith (22) having more career games with 100+ receiving yards among Cardinals TEs ... hauled in six receptions for 31 yards @ Chi (12/24) ... recorded six catches for 48 yards @ Phi (12/31) ... posted three receptions for 34 yards and a TD in the season finale vs. Sea (1/7/24).

### COLLEGE:

In four seasons (2018-21) at Colorado State, was a two-time All-American and three-time All-Mountain West Conference selection who appeared in 40 games (32 starts) and had 164 receptions for 2,100 yards and 10 TDs ... 2021 John Mackey Award winner who established school career and single-season records for receptions, receiving yards and 100-yard receiving performances (8) by a tight end ... as a senior in 2021, named the John Mackey Award winner, the second top individual honor in program history, joining Greg Myers (Thorpe Award-1995) ... named a team captain for the second consecutive season ... became the first unanimous first-team All-American selection in program history ... started all 12 games and led all FBS TEs in receptions (90), yards (1,121) and yards per game (93.4) ... his 1,121 receiving yards were the fifth-most in a single season in FBS history by a TE and the most in Mountain West Conference history ... final play of his career was a 69-yard TD run vs. Nevada on a fake punt ... as a junior in 2020, named one of two team captains and started all four games on his way to earning second-team All-Mountain West honors ... led the team in receptions (22), receiving yards (330), TD receptions (4) and total points (24) ... as a sophomore in 2019, started 11-of-12 games played and earned first-team All-Mountain West honors after totaling 45 receptions for 560 yards and four TDs ... played in all 12 games (five starts) as a true freshman in 2018 and caught seven passes for 89 yards (12.7) and a TD.



## PERSONAL:

Attended Fort Morgan (CO) High School where he had 89 receptions for 1,737 yards and 23 TDs as a TE ... also had 361 rushing yards and three TDs, 310 tackles (60 for loss) with 14 sacks, seven INTs and six blocked punts ... earned first-team 3A All-State honors as both a junior and senior ... earned all-conference honors all four years ... named team MVP in 2017 and 2018 ... also played basketball and baseball, setting school

records for most career points in basketball and most home runs and RBIs in baseball ... brother, Toby, was a defensive lineman at CSU and the two played together during all four of Trey's seasons (2018-21) with the team ... named a 2017 National Football Foundation Colorado Chapter Scholar-Athlete ... in July of 2023, will host his inaugural youth football camp at Fort Morgan Legion Field in Fort Morgan, CO; the free camp provided instruction to 300 kids ranging from 3rd to 8th grades.

## CARDINALS IN THE COMMUNITY

Tight end **Trey McBride** enjoyed a record-setting season on the field in 2023. As he became one of Kyler Murray's favorite targets, McBride also found time to give back to the local community.

This July, he returned to his hometown of Fort Morgan, CO to host a free youth camp. Participants receive skills training from McBride, lunch and a camp t-shirt to remember the special day. Through the camp, he aimed to provide mentorship, physical fitness opportunities and educational resources to his hometown's next generation of players.

In March of 2024, McBride joined teammate DeeJay Dallas in Poland on an NFL-USO trip. The visit spanned four days and McBride joined Dallas in visiting six different military bases and hundreds of troops. The players observed military equipment demonstrations, participated in an Army combat fitness test, and took part in a Madden gaming tournament – all while conducting meet and greets and sharing meals with service members. A special moment on the trip came when McBride met with service members from the Arizona National Guard, who were all die-hard Cardinals fans.

Earlier that month, McBride joined Cardinals Cheerleaders in hosting the team's eighth annual "Tackle Reading Day." McBride read a book by beloved children's author Dr. Seuss to over 650 Valley elementary school students at Canyon Breeze Elementary School on what would have been the author's 120<sup>th</sup> birthday. The group from the Cardinals also donated books to individual students and the school's library. The event is designed to inspire children at underserved schools to fall in love with reading.

In December of 2023, McBride hosted "A Catch For The Holidays," where 10 students from Bernard Black Elementary School in Phoenix were treated to a shopping spree at SCHEELS. Each child received a \$1,000 gift card to spend at the store. McBride was joined by a dozen of his Cardinals teammates at the event, making it a truly memorable moment for all the students.



His charitable efforts also centered around the holiday season last November when he attended the Annual Teen Thanksgiving Dinner at the Boys & Girls Club of Greater Scottsdale. McBride first spoke to the group and then served Thanksgiving dinner before breaking bread with the group of underserved teens.

McBride is also a staple at team community events. He took part in an event at Hunkapi Horse Farm in November of 2023 when the Cardinals hosted 30 survivors from the Tragedy Assistance Program for Survivors (TAPS) for a night of equine therapy and fun as part of the NFL's Salute to Service initiative. The players and participants rode and groomed horses and enjoyed a meal together.

In September of 2023, McBride attended a Phoenix Children's Hospital Birthday Party. All patients born in September were invited to join McBride and some of his teammates to celebrate their birthdays, play games and enjoy dessert in the hospital's child life zone. The visit to Phoenix Children's was McBride's second in a three-month span as he made bedside visits with pediatric patients that June.

## MCBRIDE CAREER STATS

DATE	TEAM	RECEIVING		RECEIVING					RUSHING				
		GP	GS	NO.	YDS.	AVG.	LG	TD	NO.	YDS.	AVG.	LG	TD
2022	Cardinals	16	13	29	265	9.1	29	1	0	0	0.0	0	0
2023	Cardinals	17	12	81	825	10.2	38	3	0	0	0.0	0	0
<b>NFL TOTALS</b>		<b>33</b>	<b>25</b>	<b>110</b>	<b>1,090</b>	<b>9.9</b>	<b>38</b>	<b>4</b>	<b>0</b>	<b>0</b>	<b>0.0</b>	<b>0</b>	<b>0</b>

### SINGLE-GAME HIGHS: RECEIVING

**Receptions** 10 vs. San Francisco 49ers, Dec 17, 2023  
...1 more at 10.

**Receiving Yards** 131 vs. Atlanta Falcons, Nov 12, 2023

**Longest Reception** 38 vs. San Francisco 49ers, Dec 17, 2023  
**Receiving TDs** 1 vs. Seattle Seahawks, Jan 07, 2024

...3 more at 1.



# VERONE MCKINLEY III

**35 | SAFETY | 5-10 | 190**

**COLLEGE:** Oregon

**HOW ACQUIRED:** FA-23

**YEARS NFL/CARDINALS:** 2/1

**HOMETOWN:** Carrollton, TX

**DOB:** June 29, 1999



## PRO CAREER:

Originally entered the NFL as an undrafted rookie free agent with Miami on 5/13/22. Released by the Dolphins on 8/30/22 and signed to Miami's practice squad on 8/31/22. Elevated to the Dolphins active roster on 9/10/22, 10/22/22 and 10/29/22. Signed to Miami's active roster on 11/12/22. Released by the Dolphins on 9/16/23 and was signed to Miami's practice squad on 9/19/23. Released by the Dolphins on 12/6/23. Signed to the Cardinals practice squad on 1/3/24. Signed a future contract with Arizona on 1/9/24.

## COLLEGE:

Appeared in 38 games (31 starts) in four years (2018-21) at Oregon and finished with 167 tackles (two for loss), 21 passes defended, 11 INTs, two forced fumbles and a fumble recovery ... named first-team All-American and first-team All-Pac 12 by the

Associated Press in 2021 after starting all 14 games and producing 77 tackles (one for loss), 12 passes defended, an FBS-high six INTs and a forced fumble ... appeared in seven games (six starts) in 2020 and totaled 41 tackles, three passes defended, one INT, one forced fumble and one fumble recovery ... played in all 14 games (11 starts) in 2019 and registered 46 tackles (one for loss), six passes defended and a conference-high four INTs ... redshirted in 2018 after appearing in three games with three tackles.

## PERSONAL:

First name pronounced "VUH-rone" ... attended Hebron (Carrollton, TX) High School where he was named first-team All-6A District 5 twice ... had 88 tackles and nine INTs over his final two seasons ... majored in Political Science and minored in Media Studies.

## MCKINLEY III CAREER STATS

DATE	TEAM	GP	GS	TACKLES							QBH	INTERCEPTIONS					FUMBLES				ST				MISC			
				TK	S	A	TFL	YDS	SK	YDS		NO	YDS	LG	TD	PD	FF	FR	TD	YDS	TK	S	A	FF	FR	S	A	
2022	Dolphins	10	2	16	10	6	0	0	0.0	0.0	1	1	17	17	0	1	0	0	0	0	0	0	0	0	0	0	0	0
<b>NFL TOTALS</b>		<b>10</b>	<b>2</b>	<b>16</b>	<b>10</b>	<b>6</b>	<b>0</b>	<b>0</b>	<b>0.0</b>	<b>0.0</b>	<b>1</b>	<b>1</b>	<b>17</b>	<b>17</b>	<b>0</b>	<b>1</b>	<b>0</b>	<b>0</b>	<b>0</b>	<b>0</b>	<b>0</b>	<b>0</b>	<b>0</b>	<b>0</b>	<b>0</b>	<b>0</b>	<b>0</b>	

## MCKINLEY III POSTSEASON STATS

DATE	TEAM	GP	GS	TACKLES							QBH	INTERCEPTIONS					FUMBLES				ST				MISC		
				TK	S	A	TFL	YDS	SK	YDS		NO	YDS	LG	TD	PD	FF	FR	TD	YDS	TK	S	A	FF	FR	S	A
2022	Dolphins	1	0	0	0	0	0	0	0.0	0.0	0	0	0	0	0	0	0	0	0	0	0	0	0	0	0	0	0
<b>NFL TOTALS</b>		<b>1</b>	<b>0</b>	<b>0</b>	<b>0</b>	<b>0</b>	<b>0</b>	<b>0</b>	<b>0.0</b>	<b>0.0</b>	<b>0</b>	<b>0</b>	<b>0</b>	<b>0</b>	<b>0</b>	<b>0</b>	<b>0</b>	<b>0</b>	<b>0</b>	<b>0</b>	<b>0</b>	<b>0</b>	<b>0</b>	<b>0</b>	<b>0</b>	<b>0</b>	



# MAX MELTON

16 | CORNERBACK | 5-11 | 187

**COLLEGE:** Rutgers

**HOMETOWN:** Mays Landing, NJ

**DOB:** April 15, 2002

**ROUND 2**  
43rd Overall



## NOTE CARDS

- Selected by the Cardinals in the second round (43rd overall) of the 2024 NFL Draft out of Rutgers. He is just the fourth ever player selected out of Rutgers by the Cardinals and the second in the last 73 years.
- He is the highest draft pick out of Rutgers since 2010 when DB Devin McCourty went 27th overall to the Patriots.
- His brother, Bo, currently plays WR for the Packers. Their father, Gary, also played football at Rutgers.
- One of three cornerbacks selected by the Cardinals in the 2024 NFL Draft, joining Elijah Jones and Jaden Davis. That is the most corners for Arizona in a single draft since 1991.

### COLLEGE CAREER:

Played four seasons (2020-23) at Rutgers where he was a two-time All-Big Ten selection ... in his college career, played 44 games (40 starts) and finished with 114 tackles, eight INTs (one returned for a TD), 22 passes defended, nine tackles for loss, four fumble recoveries, a forced fumble and a sack ... also blocked four punts and returned three punts for 61 yards.

**2023:** Earned All-Big Ten honors for the second consecutive season after starting 12-of-13 games and leading the team with three INTs ... totaled 32 tackles, six passes defended, four tackles for loss, one forced fumble, one fumble recovery and a sack ... had his first career sack vs. Michigan State (10/14) ... had an INT and a tackle for loss @ #22 Iowa (11/11) ... had an INT in his final college game vs. Maryland (11/25).

**2022:** Started all 12 games and earned All-Big Ten honors ... led the nation with three blocked punts ... added 33 tackles, two INTs, 10 passes defended (second most on team), two tackles for loss and one fumble recovery ... also returned a pair of punts for 47 yards ... his 12 passes defended were tied for the seventh most in the conference ... recovered a fumble @ #3 Ohio State (10/1) ... blocked a punt that led to a TD vs. #4 Michigan (11/5) ... had a career-high three passes defended vs. #11 Penn State (11/19).

**2021:** Started all 10 games ... led the team with three INTs, including one returned for a TD ... had 28 tackles, six passes defended (second most on team), two tackles for loss and a fumble recovery ... added a blocked punt and a 14-yard punt return ... returned an INT 46 yards for a TD in the season opener vs. Temple (9/4) ... had an INT, a fumble recovery and a blocked punt the following week in a win @ Syracuse (9/11) ... posted five tackles with a pass defended in the Gator Bowl vs. #20 Wake Forest (12/31).

**2020:** Appeared in nine games and made six starts ... finished with 21 tackles (one for loss) and one fumble recovery ... had six tackles in his collegiate debut @ Michigan State (10/24) ... had four tackles in his first college start @ #3 Ohio State (11/7).

### PERSONAL:

Attended Cedar Creek (Egg Harbor City, NY) High School where he played WR and CB ... helped guide the Pirates to a 10-3 record and a Regional Championship appearance as a senior ... named second- team All-New Jersey by USA Today Network, All-South Jersey by the Philadelphia Inquirer and First Team All-Star on defense by the Press of Atlantic City in 2019 ... caught 60 passes for 785 yards and seven TDs, while rushing for 211 yards and a TD as a senior ... majored in Criminal Justice.

## MELTON STATS

DATE	TEAM	GP	GS	TACKLES							INTERCEPTIONS					FUMBLES				ST					MISC		
				TK	S	A	TFL	YDS	SK	YDS	QBH	NO	YDS	LG	TD	PD	FF	FR	TD	YDS	TK	S	A	FF	FR	S	A
2020	Rutgers	9	6	21	17	4	1.0	1.0	0.0	0.0	0	0	0	0	0	0	0	1	0	0	0	0	0	0	0	0	0
2021	Rutgers	10	10	28	18	10	2.0	6.0	0.0	0.0	0	3	46	46	1	6	0	1	0	0	0	0	0	0	0	0	0
2022	Rutgers	12	12	33	23	10	2.0	8.0	0.0	0.0	0	2	1	1	0	10	0	1	0	0	0	0	0	0	0	0	0
2023	Rutgers	13	12	32	21	11	4.0	13.0	1.0	4.0	0	3	5	3	0	6	1	1	0	0	0	0	0	0	0	0	0
<b>TOTALS</b>		<b>44</b>	<b>40</b>	<b>114</b>	<b>79</b>	<b>35</b>	<b>9.0</b>	<b>28.0</b>	<b>1.0</b>	<b>4.0</b>	<b>0</b>	<b>8</b>	<b>52</b>	<b>46</b>	<b>1</b>	<b>22</b>	<b>1</b>	<b>4</b>	<b>0</b>	<b>0</b>	<b>0</b>	<b>0</b>	<b>0</b>	<b>0</b>	<b>0</b>	<b>0</b>	<b>0</b>



# CHRIS MOORE

10 | WIDE RECEIVER | 6-1 | 200


**COLLEGE:** Cincinnati

**HOMETOWN:** Tampa, FL

**HOW ACQUIRED:** UFA-24 (Ten)

**DOB:** June 16, 1993

**YEARS NFL/CARDINALS:** 9/1



## NOTE CARDS

- Signed a one-year contract with the Cardinals on 3/15/24 after spending time with Baltimore (2016-20), Houston (2021-22) and Tennessee (2023).
- Has appeared in 106 games (18 starts) during the regular season and has 138 receptions for 1,710 yards and eight TDs and 16 rushing attempts for 69 yards. Also played in three postseason contests where he had three special teams tackles.
- In addition to his eight career TD receptions, has also scored on punt coverage twice – recovering a muffed punt snap in the end zone and returning a blocked punt for a score. He also recovered a teammate's fumble in the end zone for a TD bringing his career TD total to 11.

### PRO CAREER:

Originally drafted by Baltimore in the fourth round (107th overall) of the 2016 NFL Draft. Re-signed with the Ravens to a one-year contract on 3/24/20. Signed a one-year contract with Houston on 3/24/21. Released by the Texans on 8/31/21 and signed to Houston's practice squad on 9/1/21. Re-signed with Houston to a one-year contract on 3/24/22. Signed a one-year contract with the Titans on 4/19/23. Signed a one-year contract with the Cardinals on 3/15/24.

**2023:** Saw action in all 17 games (five starts) ... finished the season with 22 receptions for 424 yards (19.3 avg.), two carries for 39 yards, four kick returns for 89 yards, two special teams tackles and one forced fumble on special teams ... brought in a 49-yard pass from Ryan Tannehill vs. LAC (9/17) ... had two catches for 41 yards @ Cle (9/24) ... started vs. Cin (10/1) and had a 44-yard reception as well as making a tackle and forcing a Trenton Irwin fumble on special teams ... caught a 29-yard pass from Will Levis @ Pit (11/2) ... had a 49-yard catch and a 38-yard run @ Jax (11/19) ... had a 22-yard catch and a special teams tackle @ Mia (12/11) ... posted three receptions for 39 yards vs. Hou (12/17) ... had a 26-yard kick return vs. Sea (12/24) ... brought in a 32-yard pass @ Hou (12/31) ... registered three catches for 30 yards vs. Jax (1/7/24).

### COLLEGE:

Appeared 50 games in five years (2011-15) at Cincinnati, totaling 119 receptions for 2,301 yards and 26 TDs ... left the school as the Bearcats all-time leader in receiving TDs and ranked sixth all-time in receiving yards ... in 2015, played 12 games and caught 40 passes for 870 yards (21.1 avg.) and seven TDs; his 21.1 yards per catch was the eighth-highest rate in the nation ... in 2014, played 13 games and had 30 catches for 673 yards and eight TDs ... appeared in all 13 games and registered 45 receptions for 645 yards and nine TDs in 2013 ... appeared in 12 games and totaled four receptions for 113 yards and two TDs ... redshirted in 2011.

### PERSONAL:

Attended Thomas Jefferson (FL) High School where he was rated a three-star recruit by Rivals.com, Scout.com, and 247Sports.com ... helped lead Jefferson H.S. to an undefeated season and the Class 3A State Championship and was named an all-state honorable mention as a senior in 2010 as he hauled in 49 catches for 1,500 yards (30.6 avg.) and 21 touchdowns, leading 3A District 8 in receiving yards, yards per catch and receiving touchdowns ... earned his bachelor's degree in Criminal Justice ... has three children with his wife, Toria.

## MOORE CAREER STATS

DATE	TEAM	GP	GS	RECEIVING					RUSHING				
				NO.	YDS.	AVG.	LG	TD	NO.	YDS.	AVG.	LG	TD
2016	Ravens	15	0	7	46	6.6	13	0	3	19	6.3	10	0
2017	Ravens	13	4	18	248	13.8	30t	3	2	-9	-4.5	-4	0
2018	Ravens	16	0	19	196	10.3	30	1	5	17	3.4	9	0
2019	Ravens	14	1	3	21	7.0	13	0	1	0	0.0	0	0
2020	Ravens	3	0	0	0	0.0	0	0	0	0	0.0	0	0
2021	Texans	12	1	21	227	10.8	67t	2	0	0	0.0	0	0
2022	Texans	16	7	48	548	11.4	52	2	3	3	1.0	3	0
2023	Titans	17	5	22	424	19.3	49	0	2	39	19.5	38	0
<b>NFL TOTALS</b>		<b>106</b>	<b>18</b>	<b>138</b>	<b>1,710</b>	<b>12.4</b>	<b>67T</b>	<b>8</b>	<b>16</b>	<b>69</b>	<b>4.3</b>	<b>38</b>	<b>0</b>



## SINGLE-GAME HIGHS: OFFENSIVE

**Rush Attempts** 1 vs. Carolina Panthers, Nov 26, 2023  
...15 more at 1.

**Rushing Yards** 38 at Jacksonville Jaguars, Nov 19, 2023

**Longest Runs** 38 at Jacksonville Jaguars, Nov 19, 2023

**Receptions** 10 at Dallas Cowboys, Dec 11, 2022

**Receiving Yards** 124 at Dallas Cowboys, Dec 11, 2022

**Receiving Average** 23.3 at New York Giants, Nov 13, 2022

**Longest Reception** 67t vs. New England Patriots, Oct 10, 2021

**Receiving TDs** 1 vs. Philadelphia Eagles, Nov 03, 2022  
...7 more at 1.

**All-Purpose Yards** 134 at Pittsburgh Steelers, Dec 10, 2017

**Kickoff Returns** 5 at Pittsburgh Steelers, Dec 10, 2017

**Kickoff Return Yards** 124 vs. Cincinnati Bengals, Dec 31, 2017

**Longest Kickoff Return** 87 vs. Cincinnati Bengals, Dec 31, 2017

**Kickoff Return Average** 41.3 vs. Cincinnati Bengals, Dec 31, 2017

**Special Teams Tackles** 2 at Jacksonville Jaguars, Dec 19, 2021  
...1 more at 2.

**Most TDs** 1 vs. Philadelphia Eagles, Nov 03, 2022  
...10 more at 1.

**Miscellaneous Tackles** 1 at New Orleans Saints, Sep 10, 2023  
...1 more at 1.

## SINGLE-GAME HIGHS - POSTSEASON: OFFENSIVE

**Special Teams Tackles** 2 vs. Los Angeles Chargers, Jan 06, 2019

**Miscellaneous Tackles** 1 vs. Los Angeles Chargers, Jan 06, 2019

# MYLES MURPHY

**57 | DEFENSIVE LINEMAN | 6-4 | 309**

**COLLEGE:** North Carolina

**HOW ACQUIRED:** FA-24

**HOMETOWN:** Greensboro, NC

◆ **ROOKIE** ◆

**DOB:** November 27, 2001



### COLLEGE CAREER:

Played 52 games (38 starts) and had 99 tackles, 17 tackles for loss, seven sacks, four passes defended, one fumble recovery and one blocked field goal ... played in a bowl game in each of his final three seasons at UNC (Duke's Mayo Bowl - 2023, 2021 and the Holiday Bowl - 2022) ... two-time All-ACC selection ... earned All-ACC honors as a senior in 2023 after starting all 13 games where he totaled 24 tackles, 4.5 tackles for loss, two QB hits, one sack and a fumble recovery ... as a junior in 2022, played all 14 games (12 starts) and had 29 tackles (1.5 for loss), three QB hits, a sack, a pass defended and a blocked field goal ... as a sophomore in 2021, earned All-ACC honors following a

season where he started all 13 games and established career highs with 38 tackles, nine tackles for loss, 4.0 sacks and three passes defended ... in 2020 as a freshman, played all 12 games and had eight tackles, two tackles for loss and 1.0 sack.

### PERSONAL:

Attended James B. Dudley (Greensboro, NC) High School where he was rated as a four-star recruit and the #3 player in North Carolina by 247Sports ... helped lead school to a 10-3 record and a 3AA state playoff appearance after totaling 70 tackles, 21 tackles for loss and 9.5 sacks as a senior in 2019 ... majored in Communications and Media.

## MURPHY STATS

DATE	TEAM	GP	GS	TACKLES							INTERCEPTIONS					FUMBLES				ST				MISC				
				TK	S	A	TFL	YDS	SK	YDS	QBH	NO	YDS	LG	TD	PD	FF	FR	TD	YDS	TK	S	A	FF	FR	S	A	
2020	North Carolina	12	0	8	6	2	2.0	7.0	1.0	4.0	1	0	0	0	0	0	0	0	0	0	0	0	0	0	0	0	0	
2021	North Carolina	13	13	38	19	19	9.0	31.0	4.0	25.0	1	0	0	0	0	3	0	0	0	0	0	0	0	0	0	0	0	
2022	North Carolina	14	12	29	10	19	1.5	6.0	1.0	5.0	3	0	0	0	0	1	0	0	0	0	0	0	0	0	0	0	0	
2023	North Carolina	13	13	24	15	9	4.5	6.0	1.0	2.0	2	0	0	0	0	0	0	1	0	0	0	0	0	0	0	0	0	
<b>TOTALS</b>		<b>52</b>	<b>38</b>	<b>99</b>	<b>50</b>	<b>49</b>	<b>17.0</b>	<b>50.0</b>	<b>7.0</b>	<b>36.0</b>	<b>7</b>	<b>0</b>	<b>0</b>	<b>0</b>	<b>0</b>	<b>4</b>	<b>0</b>	<b>1</b>	<b>0</b>	<b>0</b>	<b>0</b>	<b>0</b>	<b>0</b>	<b>0</b>	<b>0</b>	<b>0</b>	<b>0</b>	<b>0</b>





# SEAN MURPHY-BUNTING

**23 | CORNERBACK | 6-0 | 195**

**COLLEGE:** Central Michigan

**HOW ACQUIRED:** UFA-24 (TB)

**YEARS NFL/CARDINALS:** 6/1

**HOMETOWN:** Macomb, MI

**DOB:** June 19, 1997



## NOTE CARDS

- Drafted by Tampa Bay in the second round (39th overall) of the 2019 NFL Draft and spent four seasons (2019-22) with the Bucs. Following one season (2023) in Tennessee, signed with the Cardinals on 3/14/24.
- In his first five NFL seasons (2019-23), appeared in 67 games (50 starts) and totaled eight INTs (one returned for a TD), 235 tackles (175 solo), 29 passes defended, nine tackles for loss, six forced fumbles, two fumble recoveries and 1.0 sack.
- Played six postseason games during his tenure with the Buccaneers, including winning Super Bowl LV following the 2020 season. His postseason resume includes five starts, 29 tackles, three INTs, five passes defended, a tackle for loss and a fumble recovery.
- In the Buccaneers run to a Super Bowl LV title, had an INT in each of the Bucs first three postseason contests. He joined Hall of Famers Aeneas Williams (four games) and Ed Reed (three) as well as Jason Sehorn (three) as the only four players in the Super Bowl era with an INT in each of their first three career postseason games.

### PRO CAREER:

Selected by Tampa Bay in the second round (39th overall) of the 2019 NFL Draft. Signed a one-year contract with the Titans on 3/21/23. Signed a three-year contract with the Cardinals on 3/13/24.

**2023:** Started all 14 games played and totaled 57 tackles (three for loss), eight passes defended, a team-leading two INTs, two forced fumbles and one fumble recovery ... had six tackles and forced a Jamaal Williams fumble in his Titans debut @ NO (9/10) ... had five tackles and a career-high three passes defended vs. LAC (9/17) ... had six tackles, one forced fumble and one fumble recovery @ Cle (9/24) as he forced and recovered a Elijah Moore fumble; became just the third Titans player since at least 2001 to have forced and recovered a fumble on a single play multiple times ... posted three tackles and intercepted Lamar Jackson vs. Bal (10/15) ... had seven tackles, including two tackles for loss @ Mia (12/11) ... collected a season-high eight tackles and intercepted Trevor Lawrence in a win vs. Jax (1/7/24).

### COLLEGE:

Played in 38 games (25 starts) in three seasons at Central Michigan (2016-18) where he had 104 tackles (3.5 for loss), 24 passes defended, nine INTs, four forced fumbles and one fumble recovery ... named first team All-Mid-American Conference as a junior in 2018 after playing 12 games (11 starts) and posting 37 tackles (three for loss), seven passes defended, a team-high two INTs and two forced fumbles ... in 2017 as a sophomore, started all 13 games and had 49 tackles, 10 passes defended, five INTs, two forced fumbles and a fumble recovery; his five INTs were the second most in the conference trailing only teammate Josh Cox ... as a true freshman in 2016, played all 13 games (one start) and had 18 tackles, seven passes defended and two INTs.

### PERSONAL:

Attended Chippewa Valley (Macomb, MI) High School where he played DB and WR ... also played basketball and baseball ... formed his own foundation, Successful Jocks, with the help of his mother, Kim ... Successful Jocks aims to inspire, motivate, and empower student athletes equipping them with the tools, resources and support needed to become successful in the game of life.

## CARDINALS IN THE COMMUNITY

Cornerback **Sean Murphy-Bunting** enters his first season with the Cardinals following his time in the NFL with Tennessee (2023) and Tampa Bay (2019-22).

Murphy-Bunting formed his own foundation, Successful Jocks, with the help of his mother, Kim shortly after entering the NFL. Successful Jocks aims to provide a broad range of high quality innovative and ethical services that address the educational, social, emotional, and financial needs of both the student athletes and the women caring for them. Over the past five years, Successful Jocks has positively impacted the lives of over 1,000 children and families.

In June of 2024, Murphy-Bunting hosted the "SMB Champ Camp" where approximately 200 youth competed in agility drills, competitions and contests. The following day, Murphy-Bunting treated 10 students who were randomly selected from the camp to a shopping spree. Each kid received a \$300 gift card to Dick's Sporting Goods to use toward football items.

In August of 2023, Successful Jocks hosted a college recruitment process workshop where Murphy-Bunting lent insight from his first-hand experiences with the recruiting process to prospective collegiate student-athletes. He relished the chance to share his story,





provide resources, and motivate some student-athletes to embrace their journey.

In 2020 and 2021, the organization donated \$20,000 in scholarships and provided MacBook laptops to recipients in Michigan and the Tampa area. Murphy-Bunting also pledged to donate to Successful Jocks for every interception and pass deflection he made during the 2020 season with the Buccaneers matching his donation.

The foundation has a far reach hosting shopping sprees, birthday and Christmas parties, family fundays, field trips and youth sports camps.

Murphy-Bunting's signature events are his annual "25 Days of Christmas Dinner" and "Ultimate Tailgate Family Fun Day." Each winter, 25 families in need are invited to a Christmas party where they receive dinner and gifts for their family. Each summer, 200 youth attend the ultimate tailgate family fun day event for an afternoon filled with food, family, and fun.

To learn more about Successful Jocks, please visit <https://successfuljocks.org/home>.

## MURPHY-BUNTING CAREER STATS

DATE	TEAM	GP	GS	TACKLES								INTERCEPTIONS					FUMBLES				ST					MISC		
				TK	S	A	TFL	YDS	SK	YDS	QBH	NO	YDS	LG	TD	PD	FF	FR	TD	YDS	TK	S	A	FF	FR	S	A	
2019	Buccaneers	16	10	43	36	7	1	0	1.0	7.0	0	3	88	70t	1	8	1	0	0	0	1	1	0	0	0	0	0	0
2020	Buccaneers	16	13	66	51	15	3	10	0.0	0.0	1	1	0	0	0	3	1	1	0	3	4	2	2	0	0	0	0	
2021	Buccaneers	9	8	42	29	13	1	0	0.0	0.0	0	0	0	0	0	3	1	0	0	0	1	1	0	0	0	0	0	
2022	Buccaneers	12	5	27	17	10	1	0	0.0	0.0	0	2	33	33	0	7	1	0	0	0	4	2	2	0	0	0	0	
2023	Titans	14	14	57	42	15	3	10	0.0	0.0	0	2	12	10	0	8	2	1	0	5	0	0	0	0	0	0	0	
<b>NFL TOTALS</b>		<b>67</b>	<b>50</b>	<b>235</b>	<b>175</b>	<b>60</b>	<b>9</b>	<b>20</b>	<b>1.0</b>	<b>7.0</b>	<b>1</b>	<b>8</b>	<b>133</b>	<b>70T</b>	<b>1</b>	<b>29</b>	<b>6</b>	<b>2</b>	<b>0</b>	<b>8</b>	<b>10</b>	<b>6</b>	<b>4</b>	<b>0</b>	<b>0</b>	<b>0</b>	<b>0</b>	

## MURPHY-BUNTING POSTSEASON STATS

DATE	TEAM	GP	GS	TACKLES								INTERCEPTIONS					FUMBLES				ST					MISC	
				TK	S	A	TFL	YDS	SK	YDS	QBH	NO	YDS	LG	TD	PD	FF	FR	TD	YDS	TK	S	A	FF	FR	S	A
2020	Buccaneers	4	4	19	15	4	1	3	0.0	0.0	0	3	36	36	0	5	0	0	0	0	0	0	0	0	0	0	0
2021	Buccaneers	1	0	4	2	2	0	0	0.0	0.0	0	0	0	0	0	0	0	1	0	10	0	0	0	0	0	0	
2022	Buccaneers	1	1	6	4	2	0	0	0.0	0.0	0	0	0	0	0	0	0	0	0	0	0	0	0	0	0	0	
<b>NFL TOTALS</b>		<b>6</b>	<b>5</b>	<b>29</b>	<b>21</b>	<b>8</b>	<b>1</b>	<b>3</b>	<b>0.0</b>	<b>0.0</b>	<b>0</b>	<b>3</b>	<b>36</b>	<b>36</b>	<b>0</b>	<b>5</b>	<b>0</b>	<b>1</b>	<b>0</b>	<b>10</b>	<b>0</b>	<b>0</b>	<b>0</b>	<b>0</b>	<b>0</b>	<b>0</b>	

### SINGLE-GAME HIGHS: DEFENSIVE

- Total Tackles** 10 vs. Los Angeles Rams, Nov 23, 2020
- Solo Tackles** 8 at Detroit Lions, Dec 15, 2019
- Sacks** 1.0 vs. Houston Texans, Dec 21, 2019
- Passes Defensed** 2 at Indianapolis Colts, Nov 28, 2021  
...1 more at 2.
- Forced Fumbles** 1 vs. New York Giants, Nov 22, 2021  
...2 more at 1.
- Fumble Recoveries** 1 vs. Atlanta Falcons, Jan 03, 2021

- Tackles For Loss** 2 vs. Los Angeles Rams, Nov 23, 2020
- Interceptions** 1 at New York Giants, Nov 02, 2020  
...3 more at 1.
- Interception Long Return** 70 at Detroit Lions, Dec 15, 2019
- Special Teams Tackles** 2 at New York Giants, Nov 02, 2020
- Longest Opp Fumble Return** 3 vs. Atlanta Falcons, Jan 03, 2021

### SINGLE-GAME HIGHS - POSTSEASON: DEFENSIVE

- Total Tackles** 6 vs. Kansas City Chiefs, Feb 07, 2021  
...1 more at 6.
- Solo Tackles** 6 at Green Bay Packers, Jan 24, 2021
- Passes Defensed** 2 at New Orleans Saints, Jan 17, 2021
- Fumble Recoveries** 1 vs. Los Angeles Rams, Jan 23, 2022

- Tackles For Loss** 1 at New Orleans Saints, Jan 17, 2021
- Interceptions** 1 at Green Bay Packers, Jan 24, 2021  
...2 more at 1.
- Interception Long Return** 36 at New Orleans Saints, Jan 17, 2021
- Longest Opp Fumble Return** 10 vs. Los Angeles Rams, Jan 23, 2022



# KYLER MURRAY

1 | QUARTERBACK | 5-10 | 207

**COLLEGE:** Oklahoma

**HOW ACQUIRED:** D1-19

**YEARS NFL/CARDINALS:** 6/6

**HOMETOWN:** Allen, TX

**DOB:** August 7, 1997



 **PRO BOWL SELECTION:** 2020, 2021

## NOTECARDS

- Selected #1 overall by the Cardinals in the 2019 NFL Draft, earned NFL Offensive Rookie of the Year honors (2019), was twice named to the Pro Bowl (2020-21) and was named team captain each of the last four seasons (2020-23).
- In July of 2022, signed a contract extension that will keep him with the Cardinals through the end of the 2028 season.
- Started all 65 games played in his first five seasons (2019-23), completing 1,492-of-2,239 pass attempts (66.6%) for 15,647 yards and 94 TDs while rushing for 2,448 yards and 26 TDs on 425 carries (5.8 avg.).
- One of just four players in NFL history (Josh Allen, Russell Wilson, and Cam Newton) with 15,000+ passing yards and 2,000+ rushing yards in his first five seasons. Murray (26 years, 139 days) became the second-youngest player in NFL history (Josh Allen - 26 years, 127 days) to reach the milestone.
- Joined Josh Allen, Cam Newton and Daunte Culpepper as the only QBs in NFL history with 90+ passing TDs and 25+ rushing TDs in their first five seasons.
- His 66.6 completion percentage ranks 5th in NFL history in a player's first five seasons (min. 1,000 attempts). Owns the top two single-season completion percentages in franchise history (69.2 in 2021; 67.2 in 2020) and his 66.6 career completion percentage is the best in team history (min. 250 attempts).
- His 26 rushing TDs are the most ever by a Cardinals QB and rank ninth on the franchise all-time list for career rushing TDs.
- His 18 career games with both a passing and rushing TD are the most in franchise history. In NFL history, only Cam Newton (31) and Josh Allen (25) had more such outings in their first five seasons. Had nine games with both a passing and rushing TDs in 2020, the second-most such games in a single season in NFL history (Josh Allen - 11 in 2023).
- One of five QBs in NFL history (Josh Allen, Lamar Jackson, Russell Wilson and Cam Newton) with 400+ rushing yards in each of his first four seasons.
- First QB in franchise history to be named to the Pro Bowl twice in his first three seasons.
- First player in NFL history with 70+ passing TDs and 20+ rushing TDs in his first three seasons.
- First player in NFL history with 3,500+ passing yards and 400+ rushing in each of his first three seasons.
- Only Cam Newton (16) and Josh Allen (14) had more games with 2+ passing TDs and 1+ rushing TDs in his first five seasons than Murray (11).
- Became the fifth-youngest player in NFL history (24 years, 120 days) to reach 10,000 career passing yards.
- Has been named NFC Offensive Player of the Week five times, tying Kurt Warner for the most in franchise history. In 2020, became the first player in team history to earn the honor three times in a single season.
- In 2023, returned from knee injury suffered in 2022 that forced him out of action for 335 days. Started the finale eight games, completing 176-of-268 pass attempts (65.7%) for 1,799 yards and 10 TDs while rushing for 244 yards and 3 TDs on 44 carries.
- In nine games without Murray in 2023, AZ had the 26th ranked offense (289.7 ypg) and averaged just 16.8 points/game. With Murray in the lineup, AZ had the 9th ranked offense (362.8 ypg) and averaged 22.4 points/game.
- Led Arizona to a comeback win in Week 17 of the 2023 season at Philadelphia. Down 21-6 at halftime, Murray guided the offense to four TDs, 270 total yards (137 rushing; 133 passing) and 19 first downs on its four second-half drives. He completed 13-of-14 pass attempts (92.9%) to six different players in the second half for 133 yards, three TDs and a 145.8 passer rating in the win over the then 11-4 Eagles.
- Led Arizona to a historic comeback in Week 2 of the 2022 season at Las Vegas, engineering the fifth-largest comeback win in team history (trailed 20-0 at halftime). During the second half and overtime, completed 25-of-40 pass attempts for 224 yards and a TD, while also rushing for 28 yards and a TD on five carries. He also became the first player in NFL history to have a passing TD, rushing TD, two-point conversion pass and two-point conversion run in the same game.
- A first-team All-American as a junior in 2018 at Oklahoma, won the Heisman Trophy, was named the Associated Press Player of the Year and earned Davey O'Brien Quarterback of the Year, Manning Award and Earl Campbell Tyler Rose Award honors.
- From 2012-15, Murray won three consecutive 5A Texas state championships with Allen High School and capped off his prep career with 2014-15 Gatorade National Football Athlete of the Year honors his senior season.
- Posted a 57-3 record in 60 starts at QB in high school and college, including a perfect 43-0 record at national powerhouse Allen (TX) High School.
- Only person ever to be selected in the first round of both the NFL and MLB drafts.

### PRO CAREER:

Selected by the Cardinals with the No. 1 overall pick in the 2019 NFL Draft. Signed a five-year contract extension through the 2028 season on 7/21/22.

**2023:** Named a team captain for the fourth consecutive season ... started all eight games played and completed 176-of-268 pass attempts (65.7%) for 1,799 yards and 10 TDs and added 244 rushing yards and three TDs on 44 carries (5.5 avg) ... became just the fourth QB in NFL history with 90+ passing TDs



and 25+ rushing TDs in his first five seasons and the second-fastest player to reach 15,000+ passing yards and 2,000+ rushing yards at 26 years, 139 days old ... made season debut vs. Atl (11/12) seeing action for the first time in 335 days (last appearance vs. NE - 12/22/22) and completed 19-of-32 passes for 249 yards along with 33 rushing yards on six carries and a TD; extended his franchise record for career rushing TDs by a QB (24); eclipsed 14,000 career passing yards becoming just the fourth QB in NFL history with 14,000+ passing yards and 2,000+ rushing yards in their first five seasons; orchestrated the 11-play, 70-yard game-winning drive in the final 2:33 to secure the 25-23 come-from-behind win.... completed 20-of-30 passes for 214 yards and a TD, while also rushing for 51 yards and one TD on seven carries; tied Pat Harder (1946-50) for ninth place on the franchise all-time list for career rushing TDs (25) ... completed 27-of-45 passes for 256 yards and a TD vs. LAR (11/26) and rushed for a two-yard TD; tied Ernie Nevers (1929-31) for eighth place on the franchise all-time list for career rushing TDs; it marked the 18th time in his career with a passing and rushing TD which tied QB Daunte Culpepper for the third-most such games in NFL history in a player's first five seasons ... completed 13-of-23 passes for 145 yards and one TD and ran for 20 yards on nine carries in Cardinals win @ Pit (12/3) ... completed 26-of-39 passes for 211 yards and one TD and added 49 rushing yards on six carries vs. SF (12/17) ... completed 24-of-38 passes for 230 yards and two TDs along with five carries for 32 yards @ Chi (12/24); reached 15,000 passing yards and 90 passing TDs in his career; at 26 years, 139 days old, became the second-fastest player in NFL history (Josh Allen - 26 years, 127 days) to reach 15,000+ passing yards and 2,000+ rushing yards; combined with his 26 rushing TDs, joined Josh Allen, Cam Newton and Daunte Culpepper as the only QBs in NFL history with 90+ passing TDs and 25+ rushing TDs in their first five seasons ... completed 25-of-31 pass attempts for 232 yards, three TDs and a passer rating of 116.7 @ Phi (12/31), all of which were season highs; marked his 12th career game with a passer rating of 115.0+, the second-most in franchise history (Neil Lomax - 14); passed Jake Plummer (90) for sixth place on the franchise all-time passing TDs list with 93 career TD passes ... completed 22-of-30 of his passes for 262 yards and a TD and ran five times for 33 yards in the season finale vs. Sea (1/7/24).

### **COLLEGE:**

Played 29 games (17 starts) at Oklahoma (2017-18) and Texas A&M (2015), completing 350-of-519 passes (67.4%) for 5,406 yards, 50 TDs and 14 INTs ... also rushed for 1,478 yards and 13 TDs on 207 carries (7.1 avg.) ... threw for 300+ yards in 10 games, including one game with 432 yards ... threw multiple TDs in a game 14 times, including 11 games with at least three TDs ... rushed for 100+ yards four times and had two games with multiple rushing TDs ... named OU's seventh Heisman Trophy winner and won the Davey O'Brien Quarterback of the Year Award, Manning Award and Earl Campbell Tyler Rose Award following the 2018 season ... named 2018 AP Player of the Year, first-team All-American, Big 12 Offensive Player of the Year and Big 12 Male Athlete of the Year ... also voted Most Outstanding Player of the Big 12 Championship ... named Big 12 Offensive Player of the Week a league-record five times ... completed 260-of-377 passes for 4,361 yards, 42 TDs and seven INTs in 14 games (13 starts), adding 1,001 yards and 11 TDs on the ground ... became the first FBS player to average at least 300.0 passing yards (311.5) and 70.0 rushing yards (71.5) per game for a full season ... became the second player in FBS history (Deshaun Watson in 2015) to record at least 4,000 passing yards and 1,000 rushing yards in a season ... led the nation in total yards (school-record 5,362), points responsible for (324; tied), yards per completion (16.8) and yards per pass attempt (single-season FBS record of 11.6) ... ranked second in passing efficiency rating (199.2), third in passing TDs (42) and fifth in completion

percentage (69.0) ... set school and Big 12 records throwing at least three TDs in eight consecutive games ... had at least 300 passing and 65 rushing yards in a game seven times (most nationally since at least 1996) ... led Big 12 league play in total offense at 409.3 yards per game (second was 335.1), passing efficiency rating with a 208.2 mark (second was 176.7) and total TDs with 37 (next most was 31) ... became first QB to ever rush for 100 yards against a Nick Saban-coached Alabama defense ... finished 17-of-21 for 432 yards, six TDs, no INTs and a 348.0 passing efficiency rating (Big 12 record and the highest in the FBS since at least 1996) in OU's 66-33 win over Baylor (9/29/18) ... played seven games (one start) while backing up Heisman Trophy winner and No. 1 overall pick in the 2018 NFL Draft, Baker Mayfield during the 2017 season... completed 85.7% of his passes (18-of-21) and threw three TDs without an INT ... sat out the 2016 season after transferring to Oklahoma from Texas A&M ... played eight games (three starts) in his lone season with the Aggies, totaling 1,021 yards of total offense (686 passing and 335 rushing) ... completed his first career pass (9/5/15 vs. Arizona State) and threw his first career TD (9/12/15 vs. Ball State) to former Cardinals WR Christian Kirk.

### **PERSONAL:**

Attended Allen (TX) High School where he ranked as one of most accomplished Texas high school players ever after leading Allen to three straight state titles while never losing a game as a starting QB (43-0) ... had 14,515 total yards (10,386 passing; 4,129 rushing) and 186 total TDs (117 passing, 69 rushing) ... named the 'Best Texas High School Football Player of All-Time' in a fan poll by Texas High School Football magazine ... as a senior in 2014, earned National Player of the Year honors from Gatorade, Parade and USA Today after completing 278-of-433 pass attempts (64.2%) for 4,713 yards and 54 TDs while rushing for 1,485 yards and 25 TDs ... named Mr. Texas Football Player of the Year in 2014 by Dave Campbell's Texas Football magazine ... completed 207-of-325 passes (63.7%) for 3,669 yards and 46 TDs as a junior while adding another 1,274 yards and 19 scores on ground ... rushed for 1,370 yards and 25 TDs as a sophomore while passing for 2,004 yards and 17 TDs ... also starred on Allen's baseball team and was first player ever selected to play in Under Armour All-American games for both football and baseball ... an outfielder on the Oklahoma baseball team, started 50 of his 51 games for the Sooners in 2018 and hit .296 with 10 home runs, 13 doubles, 47 RBI, 46 runs and 10 stolen bases ... father, Kevin, lettered at Texas A&M from 1983-86 and finished career holding virtually every season and career passing record ... Kevin was also inducted into Texas A&M Athletic Hall of Fame in 1999 and the Cotton Bowl Hall of Fame in 2012 ... Human Relations major ... when the Cardinals selected him the #1 overall pick in the 2019 NFL Draft, Murray became the first Asian-American ever selected #1 overall; Murray is one quarter Korean; his father is African American and his mother, Missy, is half Korean; Kyler's maternal grandmother is from South Korea ... an avid gamer, in 2021 Murray became a member of the FaZe Clan, one of the largest esports gaming organizations in the world; members of the FaZe Clan - which included Kyler - were featured on the cover of Sports Illustrated in 2021 ... also has a passion for playing chess, a game he picked up in fourth grade; was a member of the chess club at Degan Elementary School in Lewisville, TX and in fifth grade, in just his second year playing, Murray became the Degan Elementary chess champion.



## CARDINALS IN THE COMMUNITY

Not one to seek recognition for his work in the community, Cardinals Pro Bowl quarterback **Kyler Murray** has given back and supported those in need both in Arizona and in his home state of Texas during his career in the NFL.

In December of 2023, he participated in the team's annual 'Shop with a Jock' event. Murray and a dozen of his Cardinals teammates partnered with Desert Financial Credit Union to treat 30 underserved youth from South Phoenix to a Holiday shopping spree. Each child received \$1,000 to spend how they chose at a local Walmart prior to a pizza party.

In August of 2023, Murray served as an honorary captain in the opening coin toss at Mountain View High School in Mesa, AZ to commemorate one of the first Arizona Interscholastic Association (AIA) sanctioned girls flag football games in the state. In conjunction with the Cardinals, Nike provided a \$100,000 check for Arizona high school girls flag football teams to purchase jerseys and turn what was once a dream, into a reality.



In the final days before starting training camp in 2023, Murray surprised a group of four kids from A Permanent Voice with a back-to-school shopping spree at Dick's Sporting Goods. Founded in 2018, the organization is dedicated to giving underserved youth an opportunity to find their voice. The children Murray surprised are all being raised by their grandparents.

Particularly important to Murray is making special connections with his fans. During the 2020 season, he developed a friendship with 12-year-old Hector Nahle. Nahle, a youth quarterback from Mexico, was in the middle of getting treatment for cancer when the pair connected over Instagram. Murray sent him a special message over social media which started their relationship. The two stayed in touch over the past three years and when the Cardinals traveled to Mexico City to play the 49ers in 2022, Murray flew Hector as well as his father, mother and sister to the game and got them tickets and field passes.

Although he has lived in Arizona since being drafted by the Cardinals in 2019, Murray remains close to his hometown of Allen, TX. That was evident during

the 2023 offseason following the tragic mass shooting in Allen. He donated \$15,000 to one of the young survivors who lost his family in the shooting while also giving \$10,000 to the general fund of the victims.

In February of 2021, Murray donated 60,000 meals to the North Texas Food Bank after that region's devastating winter storm that caused widespread power outages which resulted in residents not having heat or running water.

During the 2022 offseason, Murray took part in a \$10,000 check presentation to the Arizona Educational Foundation on behalf of Kretschmar and Albertsons/Safeway. He also visited the Boys & Girls Clubs of the Valley for a youth skills camp and took part in another \$10,000 check presentation in support of the Boys & Girls Club's mission to provide a safe, positive and fun environment for kids during their time away from school.

Murray actively served his community during the COVID-19 pandemic. With schools closing due to the outbreak, he pledged \$25,000 to GENYOUth's COVID-19 Emergency School Nutrition Fund in April of 2020. He also participated in the NFL's Draft-a-Thon along with country music star Blake Shelton and NFL Network host Rich Eisen to help raise money for the fund. His generous contributions helped combat hunger by feeding children who depend on school meals, which were able to continue for thousands of students during the pandemic.

In January of 2020, Murray participated in the Twitch Rivals Streamer Bowl along with other NFL players. He finished second in the event and was awarded \$80,000 to the charity of his choice – the Colon Cancer Coalition. Murray also joined teammates Chase Edmonds and Christian Kirk for Twitch Stream Aid 2020 to raise money for charity and support COVID-19 relief efforts in March of 2021.

## MURRAY CAREER STATS

DATE	TEAM	GP	GS	PASSING											RUSHING				
				ATT.	CMP.	PCT.	YDS	AVG.	TD	INT.	LG	SK	LST	RATE	NO.	YDS.	AVG.	LG	TD
2019	Cardinals	16	16	542	349	64.4	3,722	6.9	20	12	88t	48	309	87.4	93	544	5.8	35	4
2020	Cardinals	16	16	558	375	67.2	3,971	7.1	26	12	80t	27	176	94.3	133	819	6.2	48	11
2021	Cardinals	14	14	481	333	69.2	3,787	7.9	24	10	77t	31	286	100.6	88	423	4.8	57	5
2022	Cardinals	11	11	390	259	66.4	2,368	6.1	14	7	38t	25	192	87.2	67	418	6.2	42	3
2023	Cardinals	8	8	268	176	65.7	1,799	6.7	10	5	48t	18	119	89.4	44	244	5.5	33	3
<b>TOTALS</b>		<b>65</b>	<b>65</b>	<b>2,239</b>	<b>1,492</b>	<b>66.6</b>	<b>15,647</b>	<b>7.0</b>	<b>94</b>	<b>46</b>	<b>88T</b>	<b>149</b>	<b>1,082</b>	<b>92.2</b>	<b>425</b>	<b>2,448</b>	<b>5.8</b>	<b>57</b>	<b>26</b>



MURRAY POSTSEASON STATS

DATE	TEAM	GP	GS	PASSING										RUSHING					
				ATT.	CMP.	PCT.	YDS	AVG.	TD	INT.	LG	SK	LST	RATE	NO.	YDS.	AVG.	LG	TD
2021	Cardinals	1	1	34	19	55.9	137	4.0	0	2	23	2	15	40.9	2	6	3.0	7	0
<b>TOTALS</b>		<b>1</b>	<b>1</b>	<b>34</b>	<b>19</b>	<b>55.9</b>	<b>137</b>	<b>4.0</b>	<b>0</b>	<b>2</b>	<b>23</b>	<b>2</b>	<b>15</b>	<b>40.9</b>	<b>2</b>	<b>6</b>	<b>3.0</b>	<b>7</b>	<b>0</b>

SINGLE-GAME HIGHS: QUARTERBACK

**Pass Attempts** 58 vs. Los Angeles Rams, Sep 25, 2022  
**Pass Completions** 37 vs. Los Angeles Rams, Sep 25, 2022  
**Yards Passing** 406 vs. Philadelphia Eagles, Dec 20, 2020  
**TD Passes** 4 at Cleveland Browns, Oct 17, 2021  
 ...1 more at 4.  
**Long Passes** 88t vs. San Francisco 49ers, Oct 31, 2019  
**Completion Percentage** 82.4 at Jacksonville Jaguars, Sep 26, 2021

**Passer Rating** 150.5 vs. Miami Dolphins, Nov 08, 2020  
**Rush Attempts** 14 vs. Seattle Seahawks, Oct 25, 2020  
**Rushing Yards** 106 vs. Miami Dolphins, Nov 08, 2020  
**Rushing Average** 10.0 at Seattle Seahawks, Oct 16, 2022  
**Longest Runs** 57 vs. Indianapolis Colts, Dec 25, 2021  
**Rushing TDs** 2 at Chicago Bears, Dec 05, 2021  
 ...2 more at 2.

BILAL NICHOLS

92 | DEFENSIVE LINEMAN | 6-3 | 313

COLLEGE: Delaware

HOW ACQUIRED: UFA-24 (LV)

YEARS NFL/CARDINALS: 7/1

HOMETOWN: Chester, PA

DOB: September 14, 1996



NOTECARDS

- Signed a three-year contract with the Cardinals as an unrestricted free agent on 3/13/24 following six seasons with the Bears (2018-21) and Raiders (2022-23). Originally drafted by Chicago in the fifth round (145th overall) of the 2018 NFL Draft.
- Has played in 94 games (83 starts) during the regular season and has 238 tackles (118 solo), 26 tackles for loss, 44 QB hits, 14.0 sacks, one INT, six passes defended, two forced fumbles, five fumble recoveries and one TD.
- With the Raiders in 2023, started all 17 games and finished with 48 tackles, 1.5 sacks, two QB hits, four tackles for loss, a pass defended and a fumble recovery which he returned for his first career TD.
- Enters the 2024 season having appeared in 78 consecutive games in a streak that dates back to 2019.

PRO CAREER:

Drafted by Chicago in the fifth round (145<sup>th</sup> overall) of the 2018 NFL Draft and spent four seasons (2018-21) with the Bears. Signed a two-year contract with Las Vegas on 3/17/22. Signed a three-year contract with the Cardinals on 3/14/24.

**2023:** Started all 17 games and recorded 48 tackles, 1.5 sacks, two QB hits, four tackles for loss, a pass defended and a fumble recovery (returned for a TD) ... marked second consecutive season starting all 17 games and fourth straight season playing every game ... part of a Raiders defense that recorded five defensive TDs, the second most in the NFL ... had five tackles, including one for a loss vs. Pit (9/24) ... posted four tackles (two solo) and a split sack of Mac Jones in the end zone for a safety vs. NE (10/15) ... totaled one tackle, 1.0 sack, a tackle for loss and one QB hit vs. NYJ (11/12) ... recovered a Chiefs fumble @ KC (12/25) and returned it eight yards for his first career TD ... recorded four tackles (one solo) @ Ind (12/31).

COLLEGE:

Played four seasons (2014-17) at Delaware and appeared in 44 games (21 starts) ... finished his collegiate career with 104 tackles (50 solo), 17.5 tackles for loss, 9.5 sacks, four forced

fumbles, two INT's and 15 passes defended ... earned All-Colonial Athletic Association honors in three consecutive seasons (2015-17) ... was a third-team All-American and first-team All-CAA selection as a senior in 2017 with 56 tackles, 6.5 tackles for loss, one INT, nine passes defended and a fumble recovery ... as a junior, played 10 games (nine starts) and had 25 tackles (18 solo), 7.5 tackles for loss, 5.0 sacks, one forced fumble and five passes defended ... his 5.0 sacks in 2016 ranked eighth in the CAA ... appeared in 11 games (one start) in 2015 and recorded 29 tackles (12 solo), 1.5 sacks, one INT and a pass defended ... as a true freshman in 2014, played all 12 games and posted 19 tackles (nine solo) ... earned CAA Academic All-Conference accolades.

PERSONAL:

Attended Paul M. Hodgson Vocational Technical (Newark, DE) High School where he earned first team All-State honors at tight end and third-team honors at defensive end as a senior in 2013 after he had 13 receptions for 326 yards and seven TDs while adding 11.0 sacks and 26 tackles for loss on defense ... was a two-time Academic All-State selection and was on the Honor Roll all four years ... helped lead his team to a 33-5 record over a span of three years and a Delaware Division II State title in 2013 ... majored in Sociology.





## NICHOLS CAREER STATS

DATE	TEAM	GP	GS	TACKLES							INTERCEPTIONS					FUMBLES				ST				MISC						
				TK	S	A	TFL	YDS	SK	YDS	QBH	NO	YDS	LG	TD	PD	FF	FR	TD	YDS	TK	S	A	FF	FR	S	A			
2018	Bears	14	6	28	20	8	5	21	3.0	29.5	7	0	0	0	0	0	2	1	0	0	0	0	0	0	0	0	0	0	0	0
2019	Bears	13	12	27	15	12	1	2	0.0	0.0	2	0	0	0	0	1	0	1	0	0	0	0	0	0	0	0	0	0	0	
2020	Bears	16	16	40	16	24	7	38	5.0	35.5	13	1	7	7	0	3	0	0	0	0	0	0	0	0	0	0	0	0	0	
2021	Bears	17	15	51	26	25	5	26	3.0	22.0	9	0	0	0	0	1	0	2	0	13	0	0	0	0	0	0	0	0	0	
2022	Raiders	17	17	44	16	28	4	10	1.5	13.5	11	0	0	0	0	0	0	0	0	0	0	0	0	0	0	0	0	0	0	
2023	Raiders	17	17	48	25	23	4	14	1.5	3.0	2	0	0	0	0	1	0	1	1	8	0	0	0	0	0	0	0	0	0	
<b>NFL TOTALS</b>		<b>94</b>	<b>83</b>	<b>238</b>	<b>118</b>	<b>120</b>	<b>26</b>	<b>111</b>	<b>14.0</b>	<b>103.5</b>	<b>44</b>	<b>1</b>	<b>7</b>	<b>7</b>	<b>0</b>	<b>6</b>	<b>2</b>	<b>5</b>	<b>1</b>	<b>21</b>	<b>0</b>	<b>0</b>	<b>0</b>	<b>0</b>	<b>0</b>	<b>0</b>	<b>0</b>	<b>0</b>	<b>0</b>	

## NICHOLS POSTSEASON STATS

DATE	TEAM	GP	GS	TACKLES							INTERCEPTIONS					FUMBLES				ST				MISC					
				TK	S	A	TFL	YDS	SK	YDS	QBH	NO	YDS	LG	TD	PD	FF	FR	TD	YDS	TK	S	A	FF	FR	S	A		
2018	Bears	1	0	0	0	0	0	0	0.0	0.0	0	0	0	0	0	0	0	0	0	0	0	0	0	0	0	0	0	0	0
2020	Bears	1	1	7	3	4	0	0	0.0	0.0	0	0	0	0	0	0	0	0	0	0	0	0	0	0	0	0	0	0	0
<b>NFL TOTALS</b>		<b>2</b>	<b>1</b>	<b>7</b>	<b>3</b>	<b>4</b>	<b>0</b>	<b>0</b>	<b>0.0</b>	<b>0.0</b>	<b>0</b>	<b>0</b>	<b>0</b>	<b>0</b>	<b>0</b>	<b>0</b>	<b>0</b>	<b>0</b>	<b>0</b>	<b>0</b>	<b>0</b>	<b>0</b>	<b>0</b>	<b>0</b>	<b>0</b>	<b>0</b>	<b>0</b>	<b>0</b>	<b>0</b>

## SINGLE-GAME HIGHS: DEFENSIVE

**Total Tackles** 7 at Minnesota Vikings, Dec 20, 2020  
**Solo Tackles** 3 at Miami Dolphins, Nov 19, 2023  
 ...16 more at 3.  
**Sacks** 1.0 at Los Angeles Rams, Dec 08, 2022  
 ...9 more at 1.0.  
**Passes Defensed** 1 vs. New York Giants, Jan 02, 2022  
 ...4 more at 1.  
**Forced Fumbles** 1 vs. Detroit Lions, Nov 11, 2018  
 ...1 more at 1.

**Fumble Recoveries** 1 at Kansas City Chiefs, Dec 25, 2023  
 ...4 more at 1.  
**Tackles For Loss** 2 vs. Indianapolis Colts, Oct 04, 2020  
 ...1 more at 2.  
**Interceptions** 1 vs. Detroit Lions, Dec 06, 2020  
**Interception Long Return** 7 vs. Detroit Lions, Dec 06, 2020  
**Longest Opp Fumble Return** 12 vs. New York Giants, Jan 02, 2022

## SINGLE-GAME HIGHS - POSTSEASON: DEFENSIVE

**Total Tackles** 7 at New Orleans Saints, Jan 10, 2021

**Solo Tackles** 3 at New Orleans Saints, Jan 10, 2021



# TREVOR NOWASKE

**53 | LINEBACKER | 6-3 | 235**


**COLLEGE:** Saginaw Valley State

**HOW ACQUIRED:** WV-23 (Det)

**YEARS NFL/CARDINALS:** 1/1

**HOMETOWN:** Canton, MI

**DOB:** November 7, 1998



**PRO CAREER:**

Originally signed with Detroit as an undrafted rookie free agent on 5/12/23. Released by the Lions on 8/29/23 and signed to Detroit's practice squad on 8/30/23. Promoted to the Lions active roster on 11/2/23 and was released by Detroit on 12/28/23. Claimed off waivers by the Cardinals on 12/29/23.

**2023:** Spent the majority of the season on Detroit's practice squad and appeared in two games with the Lions before being claimed off waivers by the Cardinals in Week 17 ... inactive @ LAC (11/12), vs. Chi (11/19) and vs. GB (11/23) ... made his NFL debut @ NO (12/3) ... inactive @ Chi (12/10) and vs. Den (12/16) ... had a special teams tackle @ Min (12/24) ... inactive @ Phi (12/31) ... inactive vs. Sea (1/7/24).

tackles for loss, 5.5 sacks, five INTs and one forced fumble at Saginaw Valley State ... earned first-team All-GLIAC honors in 2022 after starting all 11 games and setting team highs with 98 tackles, 9.5 tackles for loss (including 1.0 sack), seven passes defended and a league-leading four INTs ... earned All-GLIAC Honorable Mention honors in 2021 after starting all 11 games and collecting 84 tackles, a team-high 9.5 tackles for loss, a career-high 4.5 sacks, three passes defended, one INT and one forced fumble ... 2020 season was cancelled due to COVID-19 ... in 2019, played 11 games (two starts) and had 34 tackles (including one for loss) ... appeared in 11 games and posted 16 tackles as a freshman in 2018 ... redshirted in 2017.

**PERSONAL:**

Last name is pronounced "No-WAH-skee" ... attended Salem (Canton, MI) High School where he earned first-team all-conference honors three times ... also named first-team Detroit Metro West following his junior and senior seasons ... lettered in track & field ... earned all-state honors and set the school record in the 4X100.

**COLLEGE:**

Appeared in 44 games (24 starts) and had 232 tackles, 20.0

## NOWASKE CAREER STATS

DATE	TEAM	GP	GS	TACKLES						INTERCEPTIONS					FUMBLES				ST		MISC										
				TK	S	A	TFL	YDS	SK	YDS	QBH	NO	YDS	LG	TD	PD	FF	FR	TD	YDS	TK	S	A	FF	FR	S	A				
2023	Lions	2	0	0	0	0	0	0	0.0	0.0	0	0	0	0	0	0	0	0	0	0	0	0	0	0	0	0	0	0	0	0	0
<b>NFL TOTALS</b>		<b>2</b>	<b>0</b>	<b>0</b>	<b>0</b>	<b>0</b>	<b>0</b>	<b>0</b>	<b>0.0</b>	<b>0.0</b>	<b>0</b>	<b>0</b>	<b>0</b>	<b>0</b>	<b>0</b>	<b>0</b>	<b>0</b>	<b>0</b>	<b>0</b>	<b>0</b>	<b>0</b>	<b>0</b>	<b>0</b>	<b>0</b>	<b>0</b>	<b>0</b>	<b>0</b>	<b>0</b>	<b>0</b>	<b>0</b>	

## CARDINALS HONOR 2023 SEASON OF ARIZONA GIRLS FLAG FOOTBALL

Prior to their Week 12 matchup vs. the L.A. Rams last season, the Cardinals recognized and honored Arizona girls high school flag football at State Farm Stadium.

The Cardinals welcomed the players and coaches of the 2023 champions of Arizona's two prep classifications: 5A -- Campo Verde High School and 6A -- Mountain View High School for pregame recognition.

Campo Verde went 8-4 last season and finished the year with a 14-13 victory over Canyon View High School in the 5A state championship game. Mountain View posted a 9-3 record and finished with a 10-7 win over Mountain Ridge High School in the 6A final.

The team also honored the Cardinals Offensive Player of the Year: WR **Samaya Taylor-Jenkins** from Hamilton High School and the Cardinals Defensive Player of the Year: S **Ryland Douglas** from Chandler High School during pregame ceremonies.

Taylor-Jenkins had 92 receptions for 1,625 yards and 23 touchdowns while Douglas had 59 tackles, 9.0 sacks and 15 interceptions.

Last year marked the inaugural season of Arizona Interscholastic Association (AIA) sanctioned girls high school flag football.





# MICHAEL OJEMUDIA

**29 | CORNERBACK | 6-1 | 200**


**COLLEGE:** Iowa

**HOW ACQUIRED:** FA-24

**YEARS NFL/CARDINALS:** 3/1

**HOMETOWN:** Farmington, MI

**DOB:** September 12, 1997



## PRO CAREER:

Originally drafted by Denver in the third round (77<sup>th</sup> overall) of the 2020 NFL Draft. Released by the Broncos on 12/27/22 and claimed off waivers by the Bears on 12/28/22. Released by Chicago on 8/29/23 and signed to the Rams practice squad on 9/21/23. Signed a future contract with the Cardinals on 1/20/24.

## COLLEGE:

Spent five years (2015-19) at Iowa where he appeared in 51 games (22 starts) and totaled 125 tackles (1.5 for loss), 23 passes defended and six INTs ... named second-team All-Big Ten in 2019 after starting all 12 games and collecting 52 tackles (one for loss), 12 passes defended and three INTs ... in 2018, appeared in all 13 games (seven starts) and recorded 39 tackles

(0.5 for loss), nine passes defended and three INTs ... played all 13 games (three starts) in 2017 and finished with 29 tackles and one pass defended ... in 2016, appeared in all 13 games and had five tackles and one pass defended ... redshirted in 2015.

## PERSONAL:

Last name pronounced "oh-jeh-MOO-dee-uh" ... attended Harrison (Farmington Hills, MI) High School where he earned all-county honors and served as a captain as a senior after leading the team with 105 tackles and three interceptions ... had 80 tackles and eight forced fumbles as a junior ... also lettered in track & field where he earned all-state honors in the 110-meter hurdles ... a member of the honor roll ... brother, Mario, played football at Michigan and spent the 2016 offseason and preseason with Baltimore ... part of the 2019 Iowa Athletics Leadership Group ... majored in Mechanical Engineering.

## OJEMUDIA CAREER STATS

DATE	TEAM	GP	GS	TACKLES								INTERCEPTIONS					FUMBLES				ST				MISC				
				TK	S	A	TFL	YDS	SK	YDS	QBH	NO	YDS	LG	TD	PD	FF	FR	TD	YDS	TK	S	A	FF	FR	S	A		
2020	Broncos	16	11	62	55	7	1	3	0.0	0.0	0	0	0	0	0	6	4	0	0	0	0	0	0	0	0	0	0	0	0
2021	Broncos	2	1	11	8	3	0	0	0.0	0.0	0	0	0	0	0	2	0	0	0	0	0	0	0	0	0	0	0	0	0
2022	Broncos	4	0	0	0	0	0	0	0.0	0.0	0	0	0	0	0	0	0	0	0	0	0	0	0	0	0	0	0	0	0
Went from Denver to Chicago																													
2022	Bears	1	0	0	0	0	0	0	0.0	0.0	0	0	0	0	0	0	0	0	0	0	0	0	0	0	0	0	0	0	0
2022	<b>TOTAL</b>	<b>5</b>	<b>0</b>	<b>0</b>	<b>0</b>	<b>0</b>	<b>0</b>	<b>0</b>	<b>0.0</b>	<b>0.0</b>	<b>0</b>	<b>0</b>	<b>0</b>	<b>0</b>	<b>0</b>	<b>0</b>	<b>0</b>	<b>0</b>	<b>0</b>	<b>0</b>	<b>0</b>	<b>0</b>	<b>0</b>	<b>0</b>	<b>0</b>	<b>0</b>	<b>0</b>	<b>0</b>	<b>0</b>
<b>NFL TOTALS</b>		<b>23</b>	<b>12</b>	<b>73</b>	<b>63</b>	<b>10</b>	<b>1</b>	<b>3</b>	<b>0.0</b>	<b>0.0</b>	<b>0</b>	<b>0</b>	<b>0</b>	<b>0</b>	<b>0</b>	<b>8</b>	<b>4</b>	<b>0</b>	<b>0</b>	<b>0</b>	<b>0</b>	<b>0</b>	<b>0</b>	<b>0</b>	<b>0</b>	<b>0</b>	<b>0</b>	<b>0</b>	<b>0</b>

## SINGLE-GAME HIGHS: DEFENSIVE

**Total Tackles** 11 vs. Kansas City Chiefs, Jan 08, 2022  
**Solo Tackles** 8 vs. Kansas City Chiefs, Jan 08, 2022  
**Passes Defensed** 2 vs. Kansas City Chiefs, Jan 08, 2022

**Forced Fumbles** 2 vs. Las Vegas Raiders, Jan 03, 2021  
**Tackles For Loss** 1 vs. Tampa Bay Buccaneers, Sep 27, 2020



# BJ OJULARI

9 | LINEBACKER | 6-2 | 248

COLLEGE: LSU

HOW ACQUIRED: D2-23

YEARS NFL/CARDINALS: 2/2

HOMETOWN: Marietta, GA

DOB: April 5, 2002



## NOTE CARDS

- Last name pronounced “oh-joo-LARR-ee.” Full name is Jamiu Bolaji Ojulari.
- Selected by the Cardinals in the second round (41st overall) of the 2023 NFL Draft out of LSU.
- Joined RT Paris Johnson Jr. as the only rookies to play all 17 games for Arizona in 2023. Finished the year with 40 tackles, 4.0 sacks, six QB hits, five tackles for loss and a pass defended.
- His 4.0 sacks were the most for Cards rookie since Markus Golden (4.0) in 2016.
- Descendant of Nigerian royalty. His maternal grandfather was Olaniyi Osuntoki, who later changed his name to Prince Twins Seven-Seven (he was sole survivor of his parents' seven sets of twins). A world-renowned artist, singer and dancer, Seven Seven had multiple hit records as a musician and his artwork was featured in the National Museum of African American Art at the Smithsonian. In the 1890s, Prince Twins Seven-Sevens' grandfather was the King of Ibadan, a city in southwestern Nigeria.

### PRO CAREER:

Originally entered the NFL as a Cardinals second-round (50th overall) pick in the 2023 NFL Draft out of LSU.

**2023:** Played in all 17 games (only rookie to do so on the defensive side of the ball) and finished with 40 tackles (23 solo), 4.0 sacks, six QB hits, five tackles for loss and a pass defended ... made NFL debut @ Was (9/10) and had one assisted tackle ... posted two tackles and a sack vs. Bal (10/29); recorded first career sack when took down Ravens QB Lamar Jackson for 10-yard loss ... recorded four solo tackles @ Cle (11/5) ... tallied eight tackles vs. Atl (11/12) and sacked QB Taylor Heinicke twice for a total loss of 17 yards; became the first Cardinals rookie since 2011 (LB Sam Acho - 2.0) to have 2.0 sacks in a game, tying the franchise single-game record for a rookie ... sacked QB C.J. Stroud @ Hou (11/19); became just the second Cardinals rookie since 2012 to have a sack in back-to-back games ... recorded three tackles, one QB hit and a pass defended @ Pit (12/3) ... tallied five tackles, including one for loss in the season finale vs. Sea (1/7/24).

### COLLEGE:

A first-team All-SEC selection as a junior in 2022, started 24-of-34 games played in three seasons (2020-22) at LSU and totaled 129 tackles, 25.0 tackles for loss, 16.5 sacks, two forced fumbles and two passes defended ... a permanent captain at LSU, was awarded the prestigious #18 jersey at LSU as a junior in

2022 ... earned first-team All-SEC honors as a junior in 2022 after starting all 11 games he appeared in and totaling a career-high 58 tackles while finishing second on team in tackles for loss (8.5), sacks (5.5), and QB hurries (13) ... named a permanent team captain and was awarded the coveted #18 jersey for the season ... started 12-of-13 games played in 2021 as a sophomore and led all defensive linemen with 55 tackles ... led the Tigers with a career-high 7.0 sacks and ranked second on team with a career-high 11.5 tackles for loss ... added nine QB hurries and a pass defended ... made an instant impact as a true freshman, playing in all 10 games with one start (at Auburn) ... finished second on the team with 4.0 sacks, adding 16 tackles and 5.0 tackles for loss ... named SEC Defensive Lineman of the Week following a 3.0-sack performance in a win over South Carolina.

### PERSONAL:

Attended Marietta (GA) High School where he was a two-way starter (also played RT) ... ranked as the nation's #10 weak side defensive end by Rivals.com ... competed in the Pro Football Hall of Fame World Bowl ... finished prep career with 326 tackles and recorded a school-record 36.0 sacks in his four-year stint on varsity ... set the school record with 19.0 sacks as a senior in 2019, leading his team to the Class 7A state championship ... BJ's mother, Bolalne, and father, Monsuru, were both born in Nigeria and immigrated to America, settling in Marietta ... brother, Azeez, is a LB with the New York Giants and set the franchise rookie record with 8.0 sacks in 2021.

## OJULARI CAREER STATS

DATE	TEAM	GP	GS	TACKLES						INTERCEPTIONS					FUMBLES				ST		MISC					
				TK	S	A	TFL	YDS	SK	YDS	QBH	NO	YDS	LG	TD	PD	FF	FR	TD	YDS	TK	S	A	FF	FR	S
2023	Cardinals	17	0	40	23	17	5	29	4.0	28.0	6	0	0	0	0	1	0	0	0	0	0	0	0	0	0	0
<b>NFL TOTALS</b>		<b>17</b>	<b>0</b>	<b>40</b>	<b>23</b>	<b>17</b>	<b>5</b>	<b>29</b>	<b>4.0</b>	<b>28.0</b>	<b>6</b>	<b>0</b>	<b>0</b>	<b>0</b>	<b>0</b>	<b>1</b>	<b>0</b>	<b>0</b>	<b>0</b>	<b>0</b>	<b>0</b>	<b>0</b>	<b>0</b>	<b>0</b>	<b>0</b>	<b>0</b>

### SINGLE-GAME HIGHS: DEFENSIVE

<b>Total Tackles</b>	8 vs. Atlanta Falcons, Nov 12, 2023	<b>Passes Defended</b>	1 at Pittsburgh Steelers, Dec 03, 2023
<b>Sacks</b>	2.0 vs. Atlanta Falcons, Nov 12, 2023	<b>Tackles For Loss</b>	2 vs. Atlanta Falcons, Nov 12, 2023



# TEJHAUN PALMER

83 | WIDE RECEIVER | 6-1 | 210

**COLLEGE:** UAB

**HOMETOWN:** Milwaukee, WI

**DOB:** May 19, 2000

**ROUND 6**  
191st Overall



## NOTE CARDS

- First name pronounced "TAY-jahn."
- Selected by the Cardinals in the sixth round (191st overall) of the 2024 NFL Draft out of the University of Alabama-Birmingham. Became just the second UAB player ever drafted by the Cardinals, the other being WR J.J. Nelson (fifth round, 159th overall in 2015).
- Only UAB player selected in the 2024 Draft and the school's 16th ever draft pick. He joins Nelson and four-time Pro Bowler WR Roddy White (27th overall in 2005) as the only UAB WRs ever taken in the NFL Draft.

### COLLEGE CAREER:

Played three seasons (2021-23) at Alabama-Birmingham where he appeared in 37 games (24 starts) and had 83 receptions for 1,409 yards and nine TDs ... prior to his time at UAB, spent two seasons (2019-20) at Snow Community College (Utah) where he amassed 54 receptions for 945 yards and 16 TDs.

**2023:** Appeared in 12 games (11 starts) in 2023 and earned third team All-AAC honors after finishing the season with 47 receptions for 858 yards and seven TDs ... his 858 receiving yards were the seventh most in a single season in school history ... had four 100-yard receiving games, including a career-high nine receptions vs. Florida Atlantic (11/4) as he finished with 179 receiving yards and one TD ... averaged 18.3 yards per reception on the year which led the AAC.

**2022:** Started 10-of-13 games played as a junior ... the team's second leading receiver with 30 receptions for 479 yards and two TDs... averaged 16.0 yards per catch ... recorded a season-high eight receptions for 110 yards and a TD vs. UTSA (11/5) ... hauled in a career-long 76-yard reception vs. North Texas (11/12) ... was an Honorable Mention All-Conference USA

selection.

**2021:** Appeared in 12 games, including starts at Louisiana Tech, Marshall and BYU ... totaled six receptions for 72 yards ... had three catches for 48 yards in his final start of the season vs BYU (12/18).

**2020:** Played in eight games in his second season at Snow College ... had 32 receptions for 697 yards and 11 TDs on his way to All-American honors ... helped lead the Badgers to an 8-1 overall record ... had four receptions for 131 yards and one TD in the NJCAA National Championship game vs. Hutchinson (6/5).

**2019:** In his first season at Snow, had 22 receptions for 248 yards and five TDs.

### PERSONAL:

Attended Brown Deer (Milwaukee, WI) High School where he was a two-year starter at WR and earned all-conference honors as a senior in 2017 ... also lettered three years in basketball ... graduated from Alabama-Birmingham with a degree in Business Administration.

## PALMER STATS

DATE	TEAM	GP	GS	RUSHING					RECEIVING				
				NO.	YDS.	AVG.	LG	TD	NO.	YDS.	AVG.	LG	TD
2021	UAB	12	3	0	0	0.0	0	0	6	72	12.0	18	0
2022	UAB	13	10	0	0	0.0	0	0	30	479	16.0	75	2
2023	UAB	12	11	0	0	0.0	0	0	47	858	18.3	80	7
<b>TOTALS</b>		<b>37</b>	<b>24</b>	<b>0</b>	<b>0</b>	<b>0.0</b>	<b>0</b>	<b>0</b>	<b>83</b>	<b>1,409</b>	<b>17.0</b>	<b>80</b>	<b>9</b>

# OWEN PAPPOE

44 | LINEBACKER | 6-0 | 225

**COLLEGE:** Auburn

**HOW ACQUIRED:** D5b-23

**YEARS NFL/CARDINALS:** 2/2

**HOMETOWN:** Lawrenceville, GA

**DOB:** September 29, 2000



## NOTE CARDS

- Last name pronounced “PAPP-oh”.
- Selected by the Cardinals in the fifth round (168th overall) of the 2023 NFL Draft out of Auburn and appeared in 16 games (one start) with nine tackles, a QB hit and a pass defended while adding four tackles on special teams in debut season.
- Member of a Cardinals rookie class that led the NFL in total offensive/defensive snaps (4,654) by rookies and total starts (64) by rookies. Was also one of an NFL-high 11 rookies who started for the Cards in '23.
- A two-time team captain at Auburn, became just the fourth player in program history to earn the honor more than once.
- Ran the fastest 40-yard dash time (4.39 seconds) of all linebackers at the 2023 NFL Combine. The only LB in Combine history to run the 40-yard dash faster was Shaq Griffin (4.38) in 2018.

### PRO CAREER:

Originally entered the NFL as a Cardinals fifth round (168th overall) pick in the 2023 NFL Draft out of Auburn.

**2023:** Appeared in 16 games with one start and had nine tackles (five solo), a QB hit, a pass defended and four special teams tackles ... made NFL debut vs. NYG (9/17), seeing action on special teams ... had one special teams tackle and also recovered an onside kick by K Matt Prater late in the fourth quarter vs. Bal (10/29); was one of just two successful onside kick recoveries in the NFL in '23 (on 41 attempts) ... recorded one special teams tackle @ Cle (11/5) ... posted one tackle on defense and one tackle on special teams vs. LAR (11/26) ... recorded his first career QB hit vs. SF (12/17) ... posted two tackles in first career start @ Chi (12/24) ... tallied two tackles @ Phi (12/31) ... registered three solo tackles and a pass defended vs. Sea (1/7/24).

### COLLEGE:

A two-time team captain and 2022 Butkus Award semifinalist, Pappoe started all 41 games played in four seasons (2019-22) at Auburn ... finished his college career with 256 tackles, 15.0 tackles for loss, 8.0 sacks, two INTs, nine passes defended, three forced fumbles and a fumble recovery ... a Butkus Award semifinalist in 2022, team captain and third-team All-SEC selection as a senior after totaling a team-high 91 tackles to go along with 2.0 sacks, three tackles for loss, an INT, four passes defended and two forced fumbles ... had a career game @

Mississippi (10/15), posting a career-best 16 tackles to go along with a pass defended and a forced fumble ... also had a standout performance in the season finale at Alabama (11/26), finishing with 10 tackles and an INT of 2023 #1 overall draft pick Bryce Young ... named a team captain as a junior in 2021 for the first time and started all five games he appeared in, missing eight contests due to injury ... totaled 23 tackles on the year ... in 2020, started all 11 games as a sophomore and finished the season with career highs in tackles (93), sacks (4.0) and tackles for loss (6) to go along with an INT, three passes defended and his first career fumble recovery ... had four games with double-digit tackles, including a season-best 14 stops @ Mississippi (10/24) ... in 2019, started a career-high 13 games as a true freshman with the Tigers, earning FWAA midseason freshman All-American honors ... finished his first college season with 49 tackles, 2.0 sacks, three tackles for loss, two passes defended and his first career forced fumble.

### PERSONAL:

Nation's top-rated outside linebacker prospect coming out of Grayson (Loganville, GA) High School where he recorded 121 tackles and 14 tackles for loss as a senior in 2019 ... earned an invite to the Under Armour All-American Game ... Class 7A All-State first team selection as a senior, adding USA Today All-USA Georgia Defensive Player of Year honors ... received 11 scholarship offers by the time he finished eighth grade, before he even played a game in high school, including offers from Florida State, Georgia, Clemson and Auburn ... graduated in December of 2022 with a bachelor's degree in Exercise Science.

## PAPPOE CAREER STATS

DATE	TEAM	GP	GS	TACKLES							INTERCEPTIONS					FUMBLES				ST				MISC			
				TK	S	A	TFL	YDS	SK	YDS	QBH	NO	YDS	LG	TD	PD	FF	FR	TD	YDS	TK	S	A	FF	FR	S	A
2023	Cardinals	16	1	9	5	4	0	0	0.0	0.0	1	0	0	0	0	1	0	0	0	0	4	2	2	0	0	0	0
<b>NFL TOTALS</b>		<b>16</b>	<b>1</b>	<b>9</b>	<b>5</b>	<b>4</b>	<b>0</b>	<b>0</b>	<b>0.0</b>	<b>0.0</b>	<b>1</b>	<b>0</b>	<b>0</b>	<b>0</b>	<b>0</b>	<b>1</b>	<b>0</b>	<b>0</b>	<b>0</b>	<b>0</b>	<b>4</b>	<b>2</b>	<b>2</b>	<b>0</b>	<b>0</b>	<b>0</b>	<b>0</b>

### SINGLE-GAME HIGHS: DEFENSIVE

**Total Tackles** 3 vs. Seattle Seahawks, Jan 07, 2024  
**Solo Tackles** 3 vs. Seattle Seahawks, Jan 07, 2024

**Special Teams Tackles** 1 vs. Los Angeles Rams, Nov 26, 2023  
 ...1 more at 1.





# ZACH PASCAL

**0 | WIDE RECEIVER | 6-2 | 215**

**COLLEGE:** Old Dominion

**HOW ACQUIRED:** UFA-23 (Phi)

**YEARS NFL/CARDINALS:** 7/2

**HOMETOWN:** Upper Marlboro, MD

**DOB:** December 18, 1994



## PRO CAREER:

Originally signed with Washington as an undrafted rookie free agent on 5/4/17. Released by Washington on 9/2/17 and signed to Tennessee's practice squad on 9/4/17. Elevated to the Titans active roster on 9/20/17 and was released on 9/23/17. Re-signed to Tennessee's practice squad on 9/26/17. Signed a one-year contract with the Titans on 1/15/18 and was released on 6/14/18. Claimed off waivers by the Indianapolis Colts on 6/15/18. Signed a one-year extension with the Colts on 12/30/19 and re-signed on 4/19/21 to a one-year contract as a restricted free agent. Signed a one-year contract with the Philadelphia Eagles on 3/24/22. Signed a two-year contract with the Cardinals on 3/22/23.

**2023:** Appeared in 14 games with one start in his first year with the Cardinals and posted four receptions for 19 yards and eight special teams tackles ... saw action on both offense and special teams in his Cardinals debut @ Was (9/10) and recorded two special teams tackles (one solo) ... had one reception for nine yards and a special teams tackle vs. NYG (9/17) ... appeared in Cardinals win vs. Dal (9/24) and had one special teams tackle ... recorded three receptions for 10 yards and one special teams tackle @ SF (10/1) ... played vs. Cin (10/8) seeing game action on offense and special teams ... inactive (neck) @ Sea (10/22) ... saw game action on offense and special teams vs. Bal (10/29) ... posted two special teams tackles @ Cle (11/5) ... played on offense and special teams vs. Atl (11/12) ... inactive (hamstring) @ Hou (11/19) ... saw game action vs. LAR (11/26) ... inactive @ Pit (12/3) ... played on offense and special teams vs. SF (12/17) ... had a special teams tackle @ Chi (12/24) ... appeared on offense and special teams @ Phi (12/31) ... saw game action on offense and special teams in the regular season finale vs. Sea (1/7/24).

## COLLEGE:

Appeared in 49 games (41 starts) at Old Dominion (2012-16), totaling 233 receptions for 3,184 yards and 30 TDs ... his 233 receptions remain a school record ... two-time All-Conference USA selection ... as a senior in 2016, started all 13 games and had 65 receptions for 946 yards and nine TDs while also rushing 23 times for 145 yards and returning 12 kickoffs for 315 yards ... earned second-team All-Conference USA honors ... as a junior in 2015, appeared in 12 games (11 starts) and totaled 68 receptions for 970 yards and eight TDs while adding 165 rushing yards and a TD on 15 attempts with 414 yards on 20 kickoff returns ... a second-team All-Conference USA selection, his 68 receptions marked the second-highest single-season total in school history and his 1,549 all-purpose yards were a single-season school record ... started all 12 games as a sophomore in 2014, finishing with 59 receptions for 743 yards and seven TDs ... as a freshman in 2012, appeared in 12 games (five starts) and caught 41 passes for 534 yards and six TDs ... redshirted in 2011.

## PERSONAL:

Attended Wise (MD) High School where he was named first-team all-county and third-team All-State after posting 500 yards and eight TDs on 21 receptions as a senior ... as a junior in 2009, helped lead the school to a 12-2 record while reaching the 4A state championship game ... has supported the American Cancer Society and Gin Violence Survivors Foundation through the NFL's *My Cause, My Cleats* initiative ... became an NFL *Crucial Catch* ambassador after being galvanized by former Colts teammate Rigoberto Sanchez's battle with cancer ... majored in Sports Management.

## PASCAL CAREER STATS

DATE	TEAM	GP	GS	RECEIVING					RUSHING				
				NO.	YDS.	AVG.	LG	TD	NO.	YDS.	AVG.	LG	TD
2018	Colts	16	4	27	268	9.9	28	2	2	10	5.0	8	0
2019	Colts	16	13	41	607	14.8	37	5	2	16	8.0	12	0
2020	Colts	16	14	44	629	14.3	42t	5	0	0	0.0	0	0
2021	Colts	16	13	38	384	10.1	41	3	2	21	10.5	12	0
2022	Eagles	17	2	15	150	10.0	34t	1	1	0	0.0	0	0
2023	Cardinals	14	1	4	19	4.8	9	0	0	0	0.0	0	0
<b>NFL TOTALS</b>		<b>95</b>	<b>47</b>	<b>169</b>	<b>2,057</b>	<b>12.2</b>	<b>42T</b>	<b>16</b>	<b>7</b>	<b>47</b>	<b>6.7</b>	<b>12</b>	<b>0</b>



## PASCAL POSTSEASON STATS

DATE	TEAM	GP	GS	RECEIVING					RUSHING				
				NO.	YDS.	AVG.	LG	TD	NO.	YDS.	AVG.	LG	TD
2018	Colts	2	1	2	13	6.5	7	0	1	14	14.0	14	0
2020	Colts	1	0	3	37	12.3	17	1	0	0	0.0	0	0
2022	Eagles	3	1	3	15	5.0	9	0	0	0	0.0	0	0
<b>NFL TOTALS</b>		<b>6</b>	<b>2</b>	<b>8</b>	<b>65</b>	<b>8.1</b>	<b>17</b>	<b>1</b>	<b>1</b>	<b>14</b>	<b>14.0</b>	<b>14</b>	<b>0</b>

## PASCAL CAREER STATS

DATE	TEAM	RET.	KICKOFF RETURNS				PUNT RETURNS					
			YDS.	AVG.	LG	TD	NO.	FC	YDS.	AVG.	LG	TD
2018	Colts	14	297	21.2	29	0	0	0	0	0.0	0	0
2019	Colts	10	263	26.3	47	0	0	0	0	0.0	0	0
2020	Colts	1	23	23.0	23	0	0	0	0	0.0	0	0
2021	Colts	1	14	14.0	14	0	0	0	0	0.0	0	0
2022	Eagles	0	0	0.0	0	0	0	0	0	0.0	0	0
2023	Cardinals	0	0	0.0	0	0	0	0	0	0.0	0	0
<b>NFL TOTALS</b>		<b>26</b>	<b>597</b>	<b>23.0</b>	<b>47</b>	<b>0</b>	<b>0</b>	<b>0</b>	<b>0</b>	<b>0.0</b>	<b>0</b>	<b>0</b>

## PASCAL POSTSEASON STATS

DATE	TEAM	RET.	KICKOFF RETURNS				PUNT RETURNS					
			YDS.	AVG.	LG	TD	NO.	FC	YDS.	AVG.	LG	TD
2018	Colts	3	69	23.0	27	0	0	0	0	0.0	0	0
2020	Colts	1	13	13.0	13	0	0	0	0	0.0	0	0
2022	Eagles	0	0	0.0	0	0	0	0	0	0.0	0	0
<b>NFL TOTALS</b>		<b>4</b>	<b>82</b>	<b>20.5</b>	<b>27</b>	<b>0</b>	<b>0</b>	<b>0</b>	<b>0</b>	<b>0.0</b>	<b>0</b>	<b>0</b>

### SINGLE-GAME HIGHS: OFFENSIVE

- Rush Attempts** 1 at Washington Commanders, Sep 25, 2022  
...6 more at 1.
- Rushing Yards** 12 at Houston Texans, Dec 05, 2021  
...1 more at 12.
- Longest Runs** 12 at Houston Texans, Dec 05, 2021  
...1 more at 12.
- Receptions** 7 vs. Tennessee Titans, Dec 01, 2019
- Receiving Yards** 109 vs. Tennessee Titans, Dec 01, 2019
- Longest Reception** 42t at Pittsburgh Steelers, Dec 27, 2020
- Receiving TDs** 2 vs. Seattle Seahawks, Sep 12, 2021  
...2 more at 2.
- Special Teams Tackles** 2 at Cleveland Browns, Nov 05, 2023  
...2 more at 2.
- Most TDs** 2 vs. Seattle Seahawks, Sep 12, 2021  
...2 more at 2.

### SINGLE-GAME HIGHS - POSTSEASON: OFFENSIVE

- Rush Attempts** 1 at Houston Texans, Jan 05, 2019
- Rushing Yards** 14 at Houston Texans, Jan 05, 2019
- Longest Runs** 14 at Houston Texans, Jan 05, 2019
- Receptions** 3 at Buffalo Bills, Jan 09, 2021
- Receiving Yards** 37 at Buffalo Bills, Jan 09, 2021
- Receiving Average** 12.3 at Buffalo Bills, Jan 09, 2021
- Longest Reception** 17 at Buffalo Bills, Jan 09, 2021
- Receiving TDs** 1 at Buffalo Bills, Jan 09, 2021
- All-Purpose Yards** 76 at Kansas City Chiefs, Jan 12, 2019
- Kickoff Returns** 3 at Kansas City Chiefs, Jan 12, 2019
- Kickoff Return Yards** 69 at Kansas City Chiefs, Jan 12, 2019
- Longest Kickoff Return** 27 at Kansas City Chiefs, Jan 12, 2019
- Kickoff Return Average** 23.0 at Kansas City Chiefs, Jan 12, 2019
- Special Teams Tackles** 1 vs. New York Giants, Jan 21, 2023
- Most TDs** 1 at Buffalo Bills, Jan 09, 2021  
...1 more at 1.



# AUSTEN PLEASANTS

67 | OFFENSIVE LINEMAN | 6-7 | 330


**COLLEGE:** Ohio

**HOW ACQUIRED:** FA-24

**YEARS NFL/CARDINALS:** 1/1

**HOMETOWN:** Ironton, OH

**DOB:** August 22, 1997



## PRO CAREER:

Originally entered the NFL as an undrafted rookie free agent with Jacksonville on 4/27/20. Released by the Jaguars on 9/5/20 and signed to Jacksonville's practice squad on 9/6/20. Signed a future contract with the Jaguars on 1/4/21. Released by Jacksonville on 8/31/21 and signed to the Jaguars practice squad on 10/8/21. Released by Jacksonville on 10/11/21 and signed to the Panthers practice squad on 10/12/21. Elevated to the Carolina's active roster on 11/27/21. Signed a future contract with Carolina on 1/11/22. Released by the Panthers on 8/22/22 and signed to the Chargers practice squad on 11/9/22. Signed a future contract with the Chargers on 1/16/23. Released by the Chargers on 8/29/23 and signed to the Chargers practice squad on 8/30/23. Released by the Chargers on 9/12/23 and signed to the Bears practice squad on 9/20/23. Released by Chicago on 10/21/23 and signed to the Cardinals practice squad on 11/8/23. Released by Arizona on 11/23/23 and signed to the Chargers practice squad on 12/1/23. Elevated to the Chargers active roster on 12/30/23 and 1/6/24. Signed a future contract with Arizona on 1/9/24.

**2023:** Spent the season between the Bears, Cardinals and Chargers practice squads and appeared in one game with LAC ... active but did not play @ Den (12/31) ... played on offense and special teams in the season finale vs. KC (1/7/24).

## COLLEGE:

Played 41 games (33 starts) over five years (2015-19) at Ohio ... in his three years as a full-time starter (2017-19), the Bobcats ranked third in the nation in yards per rush (5.75) and eighth in points per game (37.8) and yards per play (6.70) en route to three consecutive bowl game victories ... earned second-team All-Mid-American Conference honors in 2019 after starting all 13 games at LT and helping block for 2,883 rushing yards; also scored a two-yard rushing TD on a trick play ... started all 13 games at RT in 2018 and helped pave the way for the Bobcats to run for 3,000+ yards for the second consecutive season (3,358) ... played 11 games (seven starts) in 2017 and helped open holes for the offense to total 3,179 rushing yards ... appeared in four games in 2016 ... redshirted in 2015.

## PERSONAL:

Attended Dawson-Bryant (Coal Grove, OH) High School where he was a four-year letterwinner, three-time Ohio Valley Conference Champion and three-time first team All-Ohio Valley Conference honoree ... also named first team all-district, an all-state honorable mention and a team captain twice ... lettered in baseball and track & field and was a member of National Honor Society ... majored in Physical Activity and Sport Coaching.

## PLEASANTS CAREER STATS

DATE	TEAM	GP	GS
2021	Panthers	1	0
2023	Chargers	1	0
<b>NFL TOTALS</b>		<b>2</b>	<b>0</b>



**MATT PRATER****5 | KICKER | 5-10 | 201****COLLEGE:** Central Florida**HOW ACQUIRED:** UFA-21 (Det)**YEARS NFL/CARDINALS:** 18/4**HOMETOWN:** Estero, FL**DOB:** August 10, 1984

**PRO BOWL SELECTION: 2013, 2016**
**NOTE CARDS**

- A two-time Pro Bowl selection (2013; 2016), joined the Cardinals in 2021 after 14 seasons with the Lions (2014-20), Broncos (2007-13) and Falcons (2007).
- In 250 career regular season games played, has accumulated 1,780 total points on 401 FGs and 577 PATs. His 1,780 career points ranked second among active players at the end of the '23 season also rank 15th on the NFL's all-time scoring list.
- Holds NFL records for most career FGs of 50+ yards (80), most PATs in a season (75), consecutive made FGs of 50+ yards (14), most FGs of 55+ yards in a season (6), consecutive FGs conversions of 55+ yards (7) and previously held the league record for the longest FG (64 yards).
- Has three career made FGs of 60+ yards, joining Greg Zuerlein (3) and Brett Maher (4) as the only players in NFL history with at least three made FGs of 60+ yards.
- Has made 80-of-107 FG attempts from 50+ yards and his 74.8% success rate is the highest in NFL history (min. 50 attempts). His 10 seasons with at least five made FGs of 50+ yards are the most in NFL history.
- In 2023, set a Cardinals single-season record with nine made FGs of 50+, a total which included an NFL single-season record seven FGs of 55+.
- In Week 3 of the 2023 season vs. Dallas, matched his franchise record for longest FG (62 yards).
- In just 47 games played with Arizona, owns the franchise record for made FGs of 50+ yards with 21. He surpassed Neil Rackers who had 16 in 100 games played.
- In Cardinals history, a player has had at least five made FGs of 50+ yards in a season five times, and Prater is responsible for three of those campaigns (7 in 2021; 5 in 2022; 9 in 2023).
- In his last 21 games played with Arizona, Prater has kicked seven of the 13 longest FGs in franchise history.
- In 2023, became just the 12th player in NFL history – and one of two active players – to reach 400 career FGs.
- Finished the 2023 campaign with 106 points (28 FGs, 22 PATs). Marked his 12th season with 100 points, the second most among active players.
- In his first season with Arizona in 2021, established a franchise record and tied his then career high with seven made FGs of 50+ yards (broke his own record in 2023) including a franchise record 62-yarder in Week 2 vs. Minnesota (tied his own record in Week 3 of 2023). In the Wild Card matchup vs. the Rams, connected on the longest FG (55 yards) in franchise postseason history.
- Ended the 2021 season with 137 total points (30 FG, 47 PAT), the second-highest single-season total in franchise history. It was his 11th career season with 100+ points.
- Holds the franchise record for longest FG with Arizona (62 yards, twice), Denver (64) and Detroit (59, twice).
- Has connected on 17 game-winning FG attempts with two minutes or less remaining in the fourth quarter and OT (12-of-12 in regulation and 5-of-5 in OT). Most recent game-winner came vs. Atlanta when he connected on a 23-yarder as time expired to give the Cardinals a 25-23 victory in Week 10 of the 2023 season.
- Named Special Teams Player of the Month four times and Special Teams Player of the Week 15 times, trailing only Adam Vinatieri (19) for the most "Special Teams Player of the Week" awards in NFL history. Named NFC Special Teams Player of the Week with the Cardinals twice in 2021 (Weeks 6 and 17) and once in 2023 (Week 3). Is the only player in NFL history to win the award three times with three different teams (Arizona - 3, Detroit - 5, Denver - 7).

**PRO CAREER:**

Originally signed with Detroit as an undrafted rookie free agent 5/4/06. Released on 8/28/06 and signed to a future contract with the Dolphins on 1/4/07. Released on 8/27/07 and signed with Atlanta on 8/30/07. Released on 9/18/07 and signed to Miami's practice squad on 11/14/07. Signed to the Broncos active roster from the Dolphins practice squad on 12/19/07. Re-signed with Denver as an exclusive rights free agent on 3/9/10. Received the Broncos franchise tag on 5/5/12 and signed the one-year franchise tag on 7/2/12. Released 10/3/14 and signed with the Lions on 10/7/14. Re-signed with the Lions on 3/6/15. Agreed to terms with the Cardinals on a two-year contract on 3/17/21.

**2023:** In his third season with the Cardinals, kicked in all 17 contests and connected on 28-of-33 FGs (84.8%) and 22-of-23 PATs (95.7%) ... marked his 12th career season with 100 career points, the second most among active players ... became the 12th player in NFL history to reach 400 career FGs ... became the 19th player in NFL history to reach 1,700 career points ... established a single-season franchise record of nine made FGs of 50+ and a single-season NFL record with six made FGs of 55+ ... made all three of his FG attempts (28, 54, 37) and a PAT @ Was (9/10); it gave him six FGs of 50+ in a five-game span ... made 2-of-3 FG attempts (37, 44) and two PATs vs. NYG (9/17); his eight points gave him 1,692 in his career which put him in 20th place on the NFL all-time scoring list ... connected on all three FG attempts (39, 43, 62) and one PAT in the Cardinals win vs. Dal (9/24); his 10 points put him in 19th place on the NFL all-



time scoring list ; 62-yard FG tied his own franchise record for longest FG and was the longest in the NFL in 2023; the performance earned him NFC Special Teams Player of the Week (Week 3) ... connected on all three FG attempts (55, 32, 27) @ LAR (10/15); reached 385 career FGs and 16th place on the NFL all-time list for career FGs; his nine points put him at 1,717 career points and in 18th place on the NFL's all-time scoring list ; 55-yard FG marked his 74th career FG of 50+ yards, extending his own NFL record ... connected on 47-yard FG attempt and one PAT vs. Bal (10/29); also converted a successful onside kick late in the first quarter, one of just two successful onside recoveries in the NFL in '23 (on 41 attempts); passed David Akers (386) for 15th place on the NFL's all-time list for career field goals with 387 ... connected on all four FG attempts (51, 46, 56, 23) and one PAT vs. Atl (11/12), his 23-yard FG was the 17th game winner of his career and first with Arizona; made him 17-of-17 on game-winning FG attempts (12-of-12 in regulation and 5-of-5 in OT); established franchise record of career FGs of 50+ yards (17 in 40 games), surpassing Neil Rackers (16 in 100 games) and extended his NFL record of 76 career FGs of 50+ yards ... made a 57-yard FG attempt and his one PAT @ Hou (11/19) ... made a 51-yard FG and three PATs @ Pit (12/3); extended his franchise record of FGs of 50+ yards (19 in 43 games) and surpassed Stephen Gostkowski (392) for 14th place on the NFL's all-time list for career FGs with 393 ... connected on all three FG attempts

(58, 43, 28) and two PATs vs. SF (12/17) which moved him to 15th place on the NFL's all-time scoring list with 1,759 career points; surpassed Mason Crosby (395) for 13th place on the NFL's all-time list for career field goals (396) ... made a 55-yard FG and one PAT @ Chi (12/24); extended his franchise single-season record with his ninth FG of 50+ yards in 2023 as well as his NFL-record of 80 career FGs of 50+ yards ... connected on two FG attempts (28, 24) and three PATs @ Phi (12/31) ... made the 400th and 401st FGs of his career in the season finale vs. Sea (1/7/24).

#### COLLEGE:

Played 46 games at Central Florida, finishing his career tied for first in school history in FGs made (50) and ranked fourth in scoring (258 points) ... converted 50-of-74 (67.6%) career FG attempts with a long of 53-yards ... made 17-of-26 (65.4) FG attempts as a senior with a long of 49-yards.

#### PERSONAL:

Attended Estero (FL) High School where he was named second-team all-state, first-team all-Conference and All-Southwest Florida as a senior ... connected on 56-of-58 PATs and made 14 FGs while placing 84% of his kickoffs into the end zone ... born in Mayfield Heights, OH ... majored in Psychology.

### PRATER CAREER STATS

DATE	TEAM	GP	FGM	FGA	PCT.	LG	XP	XPA	PCT.	BLK	PTS
2007	Falcons	2	1	4	25.0	45	1	1	100.0	0	4
Went from Atlanta to Denver											
2007	Broncos	2	0	0	0.0	0	0	0	0.0	0	0
2007	<b>TOTAL</b>	<b>4</b>	<b>1</b>	<b>4</b>	<b>25.0</b>	<b>45</b>	<b>1</b>	<b>1</b>	<b>100.0</b>	<b>0</b>	<b>4</b>
2008	Broncos	16	25	34	73.5	56	39	40	97.5	0	114
2009	Broncos	16	30	35	85.7	51	32	32	100.0	0	122
2010	Broncos	12	16	18	88.9	59	28	29	96.6	0	76
2011	Broncos	16	19	25	76.0	59	30	30	100.0	1	87
2012	Broncos	16	26	32	81.3	53	55	55	100.0	0	133
2013	Broncos	16	25	26	96.2	64	75	75	100.0	0	150
2014	Lions	11	21	26	80.8	52	21	21	100.0	2	84
2015	Lions	16	22	24	91.7	59	36	39	92.3	0	102
2016	Lions	16	31	36	86.1	58	31	33	93.9	0	124
2017	Lions	16	30	35	85.7	58	40	41	97.6	0	130
2018	Lions	16	28	32	87.5	54	30	30	100.0	0	114
2019	Lions	16	26	31	83.9	56	35	36	97.2	1	113
2020	Lions	16	21	28	75.0	59	38	41	92.7	0	101
2021	Cardinals	17	30	37	81.1	62	47	49	95.9	0	137
2022	Cardinals	13	22	25	88.0	57	17	18	94.4	0	83
2023	Cardinals	17	28	33	84.8	62	22	23	95.7	0	106
<b>NFL TOTALS</b>		<b>250</b>	<b>401</b>	<b>481</b>	<b>83.4</b>	<b>64</b>	<b>577</b>	<b>593</b>	<b>97.3</b>	<b>4</b>	<b>1,780</b>



## PRATER POSTSEASON STATS

DATE	TEAM	GP	FGM	FGA	PCT.	LG	XP	XPA	PCT.	BLK	PTS
2011	Broncos	2	4	4	100.0	41	3	3	100.0	0	15
2012	Broncos	1	0	1	0.0	0	5	5	100.0	0	5
2013	Broncos	3	5	6	83.3	54	5	5	100.0	0	20
2014	Lions	1	2	2	100.0	39	2	2	100.0	0	8
2016	Lions	1	2	2	100.0	53	0	0	0.0	0	6
2021	Cardinals	1	1	1	100.0	55	0	0	0.0	0	3
<b>NFL TOTALS</b>		<b>9</b>	<b>14</b>	<b>16</b>	<b>87.5</b>	<b>55</b>	<b>15</b>	<b>15</b>	<b>100.0</b>	<b>0</b>	<b>57</b>

## PRATER CAREER STATS

DATE	TEAM	1-19	PCT.	20-29	PCT.	30-39	PCT.	40-49	PCT.	50+	PCT.
2007	Falcons	0-0	0.0	0-1	0.0	0-0	0.0	1-3	33.3	0-0	0.0
Went from <b>Atlanta</b> to <b>Denver</b>											
2007	Broncos	0-0	0.0	0-0	0.0	0-0	0.0	0-0	0.0	0-0	0.0
2007	<b>TOTAL</b>	<b>0-0</b>	<b>0.0</b>	<b>0-1</b>	<b>0.0</b>	<b>0-0</b>	<b>0.0</b>	<b>1-3</b>	<b>33.3</b>	<b>0-0</b>	<b>0.0</b>
2008	Broncos	0-0	0.0	7-8	87.5	8-9	88.9	5-11	45.5	5-6	83.3
2009	Broncos	0-0	0.0	14-14	100.0	6-8	75.0	8-10	80.0	2-3	66.7
2010	Broncos	0-0	0.0	3-3	100.0	7-7	100.0	4-5	80.0	2-3	66.7
2011	Broncos	0-0	0.0	5-6	83.3	8-8	100.0	3-7	42.9	3-4	75.0
2012	Broncos	1-1	100.0	7-7	100.0	10-11	90.9	5-9	55.6	3-4	75.0
2013	Broncos	2-2	100.0	4-4	100.0	5-5	100.0	8-8	100.0	6-7	85.7
2014	Lions	0-0	0.0	8-8	100.0	4-5	80.0	6-8	75.0	3-5	60.0
2015	Lions	0-0	0.0	3-3	100.0	8-9	88.9	6-6	100.0	5-6	83.3
2016	Lions	0-0	0.0	10-10	100.0	4-5	80.0	10-14	71.4	7-7	100.0
2017	Lions	2-2	100.0	4-4	100.0	10-10	100.0	7-8	87.5	7-11	63.6
2018	Lions	0-0	0.0	8-8	100.0	12-12	100.0	5-7	71.4	3-5	60.0
2019	Lions	0-0	0.0	11-11	100.0	2-3	66.7	6-9	66.7	7-8	87.5
2020	Lions	0-0	0.0	4-4	100.0	7-7	100.0	4-7	57.1	6-10	60.0
2021	Cardinals	0-0	0.0	11-11	100.0	9-11	81.8	3-5	60.0	7-10	70.0
2022	Cardinals	0-0	0.0	1-1	100.0	10-10	100.0	6-8	75.0	5-6	83.3
2023	Cardinals	0-0	0.0	6-6	100.0	7-8	87.5	6-7	85.7	9-12	75.0
<b>NFL TOTALS</b>		<b>5-5</b>	<b>100.0</b>	<b>106-109</b>	<b>97.2</b>	<b>117-128</b>	<b>91.4</b>	<b>93-132</b>	<b>70.5</b>	<b>80-107</b>	<b>74.8</b>

### SINGLE-GAME HIGHS: KICKER

<b>Field Goals Made</b>	5 at Green Bay Packers, Oct 14, 2019 ...2 more at 5.	<b>PAT Attempts</b>	7 vs. Philadelphia Eagles, Sep 29, 2013 ...2 more at 7.
<b>Field Goal Attempts</b>	5 at Atlanta Falcons, Jan 01, 2023 ...4 more at 5.	<b>Points</b>	16 at Green Bay Packers, Oct 14, 2019 ...1 more at 16.
<b>Longest Field Goal Made</b>	64 vs. Tennessee Titans, Dec 08, 2013	<b>Special Teams Tackles</b>	2 at Baltimore Ravens, Dec 16, 2012
<b>Longest Field Goal Attempts</b>	68 at Jacksonville Jaguars, Sep 26, 2021	<b>Touchbacks</b>	8 at Los Angeles Rams, Oct 03, 2021 ...4 more at 8.
<b>PATs Made</b>	7 vs. Philadelphia Eagles, Sep 29, 2013 ...2 more at 7.		

### SINGLE-GAME HIGHS - POSTSEASON: KICKER

<b>Field Goals Made</b>	4 vs. New England Patriots, Jan 19, 2014	<b>Points</b>	14 vs. New England Patriots, Jan 19, 2014
<b>Field Goal Attempts</b>	4 vs. New England Patriots, Jan 19, 2014	<b>Kickoff Average</b>	65.0 vs. New England Patriots, Jan 19, 2014 ...2 more at 65.0.
<b>Longest Field Goal Made</b>	55 at Los Angeles Rams, Jan 17, 2022	<b>Extra Point Attempt Percentage</b>	100.0 vs. Baltimore Ravens, Jan 12, 2013
<b>Longest Field Goal Attempts</b>	55 at Los Angeles Rams, Jan 17, 2022	<b>Field Goal Percentage</b>	100.0 vs. New England Patriots, Jan 19, 2014
<b>PATs Made</b>	5 vs. Baltimore Ravens, Jan 12, 2013	<b>Touchbacks</b>	7 vs. New England Patriots, Jan 19, 2014
<b>PAT Attempts</b>	5 vs. Baltimore Ravens, Jan 12, 2013		





# BOBBY PRICE

26 | CORNERBACK | 6-3 | 208


**COLLEGE:** Norfolk State

**HOW ACQUIRED:** FA-23

**YEARS NFL/CARDINALS:** 4/2

**HOMETOWN:** Virginia Beach, VA

**DOB:** April 25, 1998



## PRO CAREER:

Originally signed as an undrafted free agent with the Detroit Lions on 4/28/20. Released by the Lions on 9/5/20 and re-signed to the team's practice squad on 9/6/20. Re-signed with Detroit on a one-year contract as an exclusive rights free agent on 3/29/22. Signed with the Cardinals on 6/6/23 as an unrestricted free agent. Elevated to Arizona's active roster on 10/21/23. Signed to the Cardinals active roster on 10/26/23. Re-signed with Arizona to a one-year contract on 3/13/24.

**2023:** Appeared in six games (missed six games due to injury) ... had four tackles and a fumble recovery on special teams ... saw game action on special teams in Weeks 7-8 ... played vs. Bal (10/29) and had one special teams tackle ... recorded one special teams tackle @ Cle (11/5) ... played on special teams @ Phi (12/31) ... appeared on special teams in the season finale vs. Sea (1/7/24).

## COLLEGE:

Played four seasons (2016-19) at Norfolk State where he appeared in 42 games and had 229 tackles (133 solo), eight tackles for loss, seven INTs, 30 passes defended, four fumble recoveries and one blocked kick ... started all 12 games as a senior and posted 73 tackles, 2.5 tackles for loss, an INT, nine

passes defended, two fumble recoveries and one blocked kick ... earned second team All-MEAC accolades ... in 2018, started 10 games and received third team All-MEAC honors with 59 tackles, 2.5 tackles for loss, two INTs, 10 passes defended and two fumble recoveries ... tied for fourth in the MEAC in passes defended and third for fumble recoveries ... as a sophomore in 2017, started 11 games at strong safety and totaled 69 tackles, two tackles for loss, two INTs and seven passes defended ... appeared in nine games as a freshman (four starts) and totaled 28 tackles, one tackle for loss, two INTs and four passes defended.

## PERSONAL:

Three sport athlete at Bishop Sullivan (Virginia Beach, VA) Catholic High School where he played three years of varsity football and basketball ... played quarterback, receiver and defensive back ... threw for 524 yards and four TDs and rushed for 462 yards and 10 TDs at QB ... posted 50 tackles on defense ... named first-team All-State at defensive back and second team All-State as an offensive athlete as a senior ... lettered two years in track and field ... won the indoor and outdoor high jump and outdoor long jump state championships as a senior ... earned All-American honors after finishing seventh at the New Balance Indoor Nationals in the high jump ... majored in Business Management at Norfolk State.

## PRICE CAREER STATS

DATE	TEAM	GP	GS	TACKLES							INTERCEPTIONS					FUMBLES				ST					MISC						
				TK	S	A	TFL	YDS	SK	YDS	QBH	NO	YDS	LG	TD	PD	FF	FR	TD	YDS	TK	S	A	FF	FR	S	A				
2020	Lions	2	0	0	0	0	0	0	0.0	0.0	0	0	0	0	0	0	0	0	0	0	0	0	0	0	0	0	0	0	0	0	0
2021	Lions	15	2	12	8	4	0	0	0.0	0.0	0	0	0	0	0	3	0	0	0	0	0	0	0	6	4	2	0	0	0	0	0
2022	Lions	5	0	3	2	1	0	0	0.0	0.0	0	0	0	0	0	0	0	0	0	0	0	0	0	1	1	0	0	0	0	0	0
2023	Cardinals	6	0	0	0	0	0	0	0.0	0.0	0	0	0	0	0	0	0	0	0	0	0	0	0	4	3	1	0	1	0	0	0
<b>NFL TOTALS</b>		<b>28</b>	<b>2</b>	<b>15</b>	<b>10</b>	<b>5</b>	<b>0</b>	<b>0</b>	<b>0.0</b>	<b>0.0</b>	<b>0</b>	<b>0</b>	<b>0</b>	<b>0</b>	<b>0</b>	<b>3</b>	<b>0</b>	<b>0</b>	<b>0</b>	<b>0</b>	<b>0</b>	<b>0</b>	<b>0</b>	<b>12</b>	<b>9</b>	<b>3</b>	<b>0</b>	<b>1</b>	<b>0</b>	<b>0</b>	<b>0</b>

## SINGLE-GAME HIGHS: DEFENSIVE

**Total Tackles** 5 at Chicago Bears, Oct 03, 2021  
**Solo Tackles** 3 at Chicago Bears, Oct 03, 2021  
 ...1 more at 3.

**Passes Defended** 3 vs. Baltimore Ravens, Sep 26, 2021  
**Special Teams Tackles** 2 at Seattle Seahawks, Jan 02, 2022



# TIP REIMAN

87 | TIGHT END | 6-5 | 271

COLLEGE: Illinois

HOMETOWN: Rapid City, SD

DOB: September 17, 2001

ROUND 3  
82nd Overall



## NOTE CARDS

- Last name pronounced "RY-minn."
- Selected by the Cardinals in the third round (82nd overall) of the 2024 NFL Draft out of Illinois. Arizona drafted Reiman 11 spots after the team selected his fellow Illini captain Isaiah Adams. The duo became the first players drafted consecutively from the same school in the same round by the Cardinals since 1960.
- In four years, went from a walk-on to the Mackey Award Watch list as the nation's best TE in his final season with the Illini.

### COLLEGE CAREER:

A three-time Academic All-Big Ten selection, Reiman spent four years (2020-23) at Illinois and appeared in 45 games (28 starts), finishing with 41 receptions for 420 yards and five TDs.

**2023:** Had his most productive season as a junior in 2023, starting all 12 games and finishing with 19 catches for a career-high 203 yards and three TDs ... named a team captain, earned a spot on the Mackey Award watch list and was a Burlsworth Trophy nominee (most outstanding player to begin career as a walk-on) ... had a career-long reception of 42 yards in a win over FAU (9/23) ... had TD catches at Kansas (9/8), vs. Wisconsin (10/21) and at Minnesota (11/4) ... earned Academic All-Big Ten honors for the third consecutive season.

**2022:** Started all 13 games and led Illinois TEs in receptions (19) and receiving yards (174) while adding one TD catch ... had at least one reception in 10 games ... helped current Bengals RB Chase Brown run for 1,643 yards, 10 TDs and 100+ yards in 10-of-12 games played ... helped block for a season-high 258 rushing yards in a season-opening win over Wyoming (8/27) ...

earned Academic All-Big Ten honors for the second straight season.

**2021:** Played in 12 games, including his first three career starts, and finished the season with three receptions for 43 yards ... awarded a scholarship by head coach Bret Bielema in September ... earned Academic All-Big Ten honors.

**2020:** Played in all eight games, primarily on special teams, in a season shortened by COVID-19.

### PERSONAL:

Graduated from O'Gorman (Sioux Falls, SD) High School after transferring from St. Thomas More (Rapid City, SD) in his junior year ... played outside linebacker during his first three years of high school before switching to TE for his senior year, which ended in him helping lead O'Gorman to a state championship ... completed a mission trip to Africa in the summer of 2023 ... in his free time, enjoys using the pottery wheel, shaping coffee mugs, bowls and other dinnerware ... earned a degree in Kinesiology from Illinois.

## REIMAN STATS

DATE	TEAM	GP	GS	RUSHING					RECEIVING				
				NO.	YDS.	AVG.	LG	TD	NO.	YDS.	AVG.	LG	TD
2020	Illinois	8	0	0	0	0.0	0	0	0	0	0.0	0	0
2021	Illinois	12	3	0	0	0.0	0	0	3	43	14.3	24	1
2022	Illinois	13	13	0	0	0.0	0	0	19	174	9.2	20	1
2023	Illinois	12	12	0	0	0.0	0	0	19	203	10.7	42	3
<b>TOTALS</b>		<b>45</b>	<b>28</b>	<b>0</b>	<b>0</b>	<b>0.0</b>	<b>0</b>	<b>0</b>	<b>41</b>	<b>420</b>	<b>10.2</b>	<b>42</b>	<b>5</b>



# DESMOND RIDDER

19 | QUARTERBACK | 6-3 | 207


**COLLEGE:** Cincinnati

**HOW ACQUIRED:** TR-24 (Atl)

**YEARS NFL/CARDINALS:** 3/1

**HOMETOWN:** Louisville, KY

**DOB:** August 31, 1999



## NOTECARDS

- Started 17-of-19 games he appeared in during his first two NFL seasons with Atlanta (2022-23) and completed 322-of-503 pass attempts (64%) for 3,544 yards and 14 TDs with a passer rating of 84.1. Added 257 rushing yards and five rushing TDs on 69 carries.
- Started 13-of-15 games played for Atlanta in 2023, completing 249-of-388 pass attempts (64.2%) for 2,836 yards, 12 TDs and an 83.4 passer rating while also rushing for 193 yards and five TDs on 53 carries. Had three games with 300+ passing yards and three games with a 100+ passer rating last season, accounting for multiple TDs (passing and rushing) in five contests.
- Started four games as a rookie in 2022. He became just the third QB in NFL history (Tom Brady and Dak Prescott) to not throw an INT in his first four NFL starts (min. 100 attempts).
- Completed 73-of-115 pass attempts for 708 yards and two TDs as a rookie. His 73 completions and 708 passing yards marked the most through a player's first four starts in Falcons franchise history.
- Prior to joining the NFL, had a record-setting career as a four-year starter at Cincinnati, leaving the program with the third-most wins (44) by a QB in college football history. A two-time AAC Offensive Player of the Year, he captained the Bearcats to back-to-back AAC championships as the team finished the 2021 season with a #4 national ranking.

### PRO CAREER:

Selected by Atlanta in the third round (74<sup>th</sup> overall) of the 2022 NFL Draft out of Cincinnati and appeared in 19 games (17 starts) in two seasons with the Falcons. Acquired by Arizona in a trade with Atlanta on 3/14/24 that sent WR Rondale Moore to the Falcons.

**2023:** Started 13-of-15 games he appeared in and completed 249-of-388 pass attempts (64.2%) for 2,836 yards and 12 TDs with a passer rating of 83.4 ... added 193 rushing yards and five rushing TDs on 53 carries ... started the season opener vs. Car (9/10) and completed 15-of-18 pass attempts (83.3%) for 115 yards and one TD in a winning effort; his 83.3% completion percentage marked a career high ... led the Falcons to a second consecutive victory vs. GB (9/17) after completing 19-of-32 pass attempts for 237 yards and one TD; also had 10 carries for a career-high 39 yards and one TD ... eclipsed 300 passing yards for the first time in his career vs. Hou (10/8) as he finished with a career-high 28 completions for 329 yards and one TD in the win; also ran for a seven-yard TD ... completed 28-of-47 for 307 yards and two TDs the following week vs. Was (10/15), becoming just the fourth Falcons QB in the last 50 seasons to have 300+ passing yards in consecutive games ... completed 19-of-25 pass attempts for 250 yards and had six carries for 38 yards and a TD in a win @ TB (10/22) ... had a career-high 347 passing yards and one TD on 26 completions vs. TB (12/10) ... completed 22-of-30 pass attempts for 291 yards and two TDs in the season finale @ NO (1/7/24); had a career-long 71-yard TD pass to Bijan Robinson and finished the game with a career-high 111.9 passer rating.

### COLLEGE:

Started 48-of-50 games played in five years at Cincinnati (2017-21) ... finished his college career with the third-most wins by a QB in college football history (44) and a perfect 26-0 record at home ... won back-to-back AAC Player of the Year awards

(2020-21) ... left Cincinnati as the program record holder for total yards (12,418; 10,239 passing, 2,179 rushing), passing TDs (87) and rushing TDs by a QB (28) ... also ranks first in AAC history in total yards and TDs responsible for (113) ... in 2021, won the AAC Player of the Year award, finished eighth in Heisman Trophy voting, was named First Team All-AAC and became Cincinnati's first CoSIDA Academic All-America first-team honoree since 1997 after leading the Bearcats to a 13-1 record and the program's first ever College Football Playoff appearance; completed 251-of-387 pass attempts (64.9%) for 3,334 yards and 30 TDs to pair with 335 rushing yards and six rushing TDs over 14 starts ... in 2020, won the AAC Player of the Year award, the AAC Championship Most Outstanding Player award and was named first-team All-AAC after he started 10 games and finished 186-of-281 (66.2%) for 2,296 yards and 19 TDs in the air, adding 592 yards on 98 carries (6.0 avg.) and 12 scores on the ground; his 12 rushing TDs were the second most among FBS QBs ... started 13 games in 2019 and completed 179-of-325 pass attempts for 2,164 yards and 18 TDs and added 144 carries for 650 yards (4.5 avg.) and five TDs; guided the Bearcats to a second-straight 11-win season ... in 2018, won the AAC Rookie of the Year award after starting the final 11 games of the season and completed 194-of-311 pass attempts for 2,445 yards and 20 TDs to go along with 583 rushing yards and five rushing TDs ... redshirted in 2017.

### PERSONAL:

Attended St. Xavier (Louisville, KY) High School where he threw for 2,270 yards and 19 TDs and ran for 1,583 yards and 30 TDs during two seasons as a starter ... led his team to the Kentucky High School Athletic Association Finals and was named an Honorable Mention Kentucky All-State selection by the Louisville Courier Journal as a senior in 2016 ... father to his daughter, Leighton with his partner, Claire ... earned his bachelor's degree in December of 2020 ... was an active member of the community during his time in Atlanta, volunteering his time at meal distribution events, hospital and classroom visits.





## RIDDER CAREER STATS

DATE	TEAM	GP	GS	PASSING										RUSHING					
				ATT.	CMP.	PCT.	YDS	AVG.	TD	INT.	LG	SK	LST	RATE	NO.	YDS.	AVG.	LG	TD
2022	Falcons	4	4	115	73	63.5	708	6.2	2	0	40	9	33	86.4	16	64	4.0	18	0
2023	Falcons	15	13	388	249	64.2	2,836	7.3	12	12	71t	31	197	83.4	53	193	3.6	23	5
<b>TOTALS</b>		<b>19</b>	<b>17</b>	<b>503</b>	<b>322</b>	<b>64.0</b>	<b>3,544</b>	<b>7.0</b>	<b>14</b>	<b>12</b>	<b>71T</b>	<b>40</b>	<b>230</b>	<b>84.1</b>	<b>69</b>	<b>257</b>	<b>3.7</b>	<b>23</b>	<b>5</b>

### SINGLE-GAME HIGHS: QUARTERBACK

<b>Pass Attempts</b>	47 vs. Washington Commanders, Oct 15, 2023	<b>Passer Rating</b>	111.9 at New Orleans Saints, Jan 07, 2024
<b>Pass Completions</b>	28 vs. Washington Commanders, Oct 15, 2023 ...1 more at 28.	<b>Rush Attempts</b>	10 vs. Green Bay Packers, Sep 17, 2023
<b>Yards Passing</b>	347 vs. Tampa Bay Buccaneers, Dec 10, 2023	<b>Rushing Yards</b>	39 vs. Green Bay Packers, Sep 17, 2023
<b>TD Passes</b>	2 at New Orleans Saints, Jan 07, 2024 ...2 more at 2.	<b>Rushing Average</b>	4.3 vs. New Orleans Saints, Nov 26, 2023
<b>Long Passes</b>	71t at New Orleans Saints, Jan 07, 2024	<b>Longest Runs</b>	23 at Tennessee Titans, Oct 29, 2023
<b>Completion Percentage</b>	83.3 vs. Carolina Panthers, Sep 10, 2023	<b>Rushing TDs</b>	1 vs. Tampa Bay Buccaneers, Dec 10, 2023 ...4 more at 1.

### CARDINALS PLAYER AND COACH BIRTHDAYS

<p><b>JANUARY</b> 2 Phil Hoskins 2 <i>Evan Marcus</i> 4 <i>Jonathan Gannon</i> 7 Andre Baccellia 8 Elijah Jones 10 Budda Baker 15 Jesse Luketa 20 Emari Demercado 20 Dadrion Taylor-Demerson 21 Blake Gillikin 25 Starling Thomas V 26 Divaad Wilson</p> <p><b>FEBRUARY</b> 2 <i>Jay Razzano</i> 5 Naquon Jones 6 <i>Kyle Sammons</i> 10 Andre Chachere 10 Elijah Wilkinson 13 <i>Clayton Adams</i> 14 Marquis Hayes 14 Tyreke Smith 14 Mack Wilson Sr. 18 Jaden Davis 23 Michael Wilson 25 Dan Chisena</p> <p><b>MARCH</b> 12 <i>Drew Petzing</i> 14 <i>Patrick Toney</i> 18 <i>Spencer Whipple</i> 19 Kei'Trel Clark 22 Blake Whiteheart 23 Trystan Colon 23 Clayton Tune 24 Kyzir White</p>	<p><b>APRIL</b> 2 Krys Barnes 5 BJ Ojulari 11 <i>Jason Benguche</i> 15 Max Melton 21 Jeff Smith 25 Bobby Price 27 <i>William Peagler</i></p> <p><b>MAY</b> 2 Darren Hall 5 James Conner 6 <i>Derrick LeBlanc</i> 7 Michael Carter 10 <i>Brandon Schwab</i> 12 Christian Jones 19 Zaven Collins 19 Tejhaun Palmer 24 Jon Gaines II 27 <i>Ben Steele</i> 29 Greg Dortch</p> <p><b>JUNE</b> 1 Garrett Williams 4 Travis Vokolek 8 Kelvin Beachum 10 <i>Ronald Booker</i> 16 Chris Moore 19 Sean Murphy-Bunting 17 <i>Everrett Gathron</i> 29 Verone McKinley III</p> <p><b>JULY</b> 1 Cameron Thomas 3 Paris Johnson, Jr. 5 Aaron Brewer 7 Khyiris Tonga 13 <i>Nick Rallis</i></p>	<p>18 Jalen Thompson 21 Isaiah Adams 23 Trey Benson 24 Bernhard Seikovits 25 Keith Ismael 25 <i>Drew Terrell</i></p> <p><b>AUGUST</b> 6 <i>Sam Siefkes</i> 7 Dennis Daley 7 Kyler Murray 7 Roy Lopez 8 Jackson Barton 9 Dennis Gardeck 10 Matt Prater 11 Marvin Harrison Jr. 20 Hjalte Froholdt 22 Austen Pleasants 28 Justin Jones 31 Desmond Ridder</p> <p><b>SEPTEMBER</b> 2 Daniel Arias 2 Will Hernandez 11 <i>Sam Sewell</i> 12 L.J. Collier 12 Jonathan Ledbetter 12 Michael Ojemudia 13 Darius Robinson 14 Bilal Nichols 16 Evan Brown 16 Deejay Dallas 17 Tip Reiman 25 Kaden Davis 29 <i>Buddy Morris</i> 29 Owen Pappoe 30 Joe Shimko 30 <i>Kenny Bell</i></p>	<p><b>OCTOBER</b> 3 <i>Ryan Smith</i> 12 Xavier Weaver 27 Elijah Higgins 28 Tyreek Maddox-Williams</p> <p><b>NOVEMBER</b> 7 Trevor Nowaske 12 Ben Stille 13 <i>Israel Woolfork</i> 16 <i>Blaine Gautier</i> 16 Joey Blount 17 Jonah Williams 18 Victor Dimukeje 22 Trey McBride 24 Tony Jones Jr. 26 <i>Shea Thompson</i> 27 Myles Murphy</p> <p><b>DECEMBER</b> 8 Autry Denson 14 Dante Stills 15 <i>Connor Senger</i> 18 Zach Pascal 20 Xavier Thomas 23 Carter O'Donnell 23 <i>Chris Cook</i> 25 <i>Rob Rodriguez</i></p> <p><i>*Italics indicates coach</i></p>
--	---	---	---



# DARIUS ROBINSON

**56 | DEFENSIVE LINEMAN | 6-5 | 285**

**COLLEGE:** Missouri

**HOMETOWN:** Southfield, MI

**DOB:** September 13, 2001

**ROUND 1**  
**27th Overall**



## NOTECARDS

- Selected by the Cardinals in the first round (27th overall) of the 2024 NFL Draft out of Missouri. He is just the third Cardinals first-round pick out of Missouri in franchise history joining QB Steve Pisarkiewicz (#19 in 1977) and Hall of Fame CB Roger Wehrli (#19 in 1969).
- Was one of just nine defenders taken in the first round of the 2024 Draft.
- Became the 21st Missouri player ever selected in the first round of the NFL Draft and the first since 2017 (LB Charles Harrison - #22 overall to Miami).
- Over five years (2019-23) at Missouri, appeared in 49 games and finished his college career with 111 tackles, 13.0 sacks, 21 tackles for loss, a forced fumble, a fumble recovery and a pass defended.
- Had an impressive final season at Missouri, starting 12-of-13 games and totaling 43 tackles, 14.0 tackles for loss, 8.5 sacks, one forced fumble and one fumble recovery. Earned first-team All-SEC honors in 2023 in his first season playing on the outside after spending his first four seasons as an interior lineman.
- Began playing organized football his junior year of high school. His first love was baseball, he played catcher because of his affinity for Hall of Fame Catcher Ivan Rodriguez. He then focused on basketball before transferring high schools after his sophomore year and quickly became a football star.
- Was a two-time member of the Fall SEC Academic Honor Roll, holds a degree in Hospitality Management and recently received a master's degree in Education with an emphasis in Positive Coaching and Athletic Leadership.
- Established the Darius Robinson Helping Hands Foundation in the fall of 2023. Has already hosted back-to-school and holiday drives with the goal of hosting three events per year. Robinson launched his foundation, spearheaded its initial community efforts and served as a member of the Southeastern Conference's Football Community Service Team all while producing his finest college season and earning first team All-SEC honors in 2023.
- Was named the 2024 Arthur Ashe Jr. Male Sports Scholar Athlete of the Year, which is awarded to the student-athlete annually who best exemplifies standards of scholarship, athleticism and humanitarianism.

### COLLEGE CAREER:

Appeared in 49 games (29 starts) in five years (2019-23) at Missouri and totaled 111 tackles, 21.0 tackles for loss, 13.0 sacks, a forced fumble, a fumble recovery and a pass defended ... earned first-team All-SEC, SEC Defensive Player of the Week and SEC Defensive Lineman of the Week honors in 2023 ... in two seasons (2022-23) as a regular starter, Robinson started 22-of-26 games and had 88 tackles, 19.5 tackles for loss, 12.0 sacks, a forced fumble and a fumble recovery.

**2023:** Earned first-team All-SEC honors in his first season playing defensive end ... started 12-of-13 games played and posted career highs with 43 tackles, 14.0 tackles for loss, 8.5 sacks, one forced fumble and one fumble recovery ... named SEC Defensive Player of the Week and Reese's Senior Bowl co-Defensive Player of the Week in a win at #23 Kentucky where he totaled six tackles, 2.5 tackles for a loss and a career high 2.0 sacks ... for the second time, name SEC Defensive Player of the Week in a dominant win over #13 Tennessee where he was part of a defense that held the Volunteers to just seven points ... turned in a dominant stretch up front, logging a sack in seven straight games (Sept. 23-Nov. 18) ... helped Missouri to an 11-2 record culminated by a 14-3 victory over #7 Ohio State in the Cotton Bowl ... the three points were the fewest scored by Ohio State since 2016 when they were shut out by Clemson at State Farm Stadium in the Fiesta Bowl ... had a sack in the Cotton Bowl.

**2022:** Played all 13 games (10 starts) and had 35 tackles, 5.5 tackles for loss and 3.5 sacks ... sacked Stetson Bennett vs. Georgia (10/1) ... had four tackles (2.5 for loss) and 1.5 sacks

vs. Kentucky (11/5) ... had four tackles in the Gasparilla Bowl against Wake Forest (12/23).

**2021:** Appeared in 11 games with six starts (including each of the final five games of the season) while battling through injuries ... had 21 tackles, a pass defended and a tackle for loss ... had the first pass defended of his career @ Vanderbilt (10/30) ... had a career-high eight tackles in the Armed Forces Bowl vs. Army (12/22).

**2020:** Played seven games (one start) ... had 11 tackles, a sack and a QB hurry ... made his first career start and had three tackles @ South Carolina (11/21) ... started and recorded his first career sack in a 41-0 win vs. Vanderbilt (11/28).

**2019:** Played five games as a true freshman and recorded one tackle, coming @ #4 Georgia (11/9).

### PERSONAL:

Ranked as a three-star recruit out of Canton (MI) High School where he served as a captain and helped guide the team to the state playoffs as a senior in 2018 ... drafted by the Cardinals in his hometown of Detroit; a native of Southfield, MI - a suburb of Detroit - Robinson played high school football just 22 miles west of Ford Field ... was a member of the 2023 SEC Community Service Team ... earned his bachelor's degree in Hospitality Management and a master's degree in Education with an emphasis in Positive Coaching and Athletic Leadership.



CARDINALS IN THE COMMUNITY



Defensive lineman **Darius Robinson** was selected 27<sup>th</sup> overall by the Cardinals in the 2024 NFL Draft. Robinson is a rookie in the NFL, but when it comes to serving the communities in which he lives, he is a seasoned veteran.

Robinson visited Phoenix Children's Hospital in May shortly after being drafted. Robinson was joined by a dozen of his rookie teammates as well as team mascot Big Red at the hospital. The group made bedside visits with pediatric patients and their families.

He established the Darius Robinson Helping Hands Foundation in the fall of 2023. The foundation immediately made an impact in Columbia, MO by holding a back-to-school drive and raising funds to support a pair of underserved Missouri families during the holiday season.

Robinson launched his foundation, spearheaded its initial community efforts and served as a member of the Southeastern Conference's Football Community Service Team all while producing his finest college season and earning first team All-SEC honors in 2023.

In January of 2024, Robinson was recognized for his work in the community by the Columbia NAACP Chapter. On Martin Luther King Jr. Day, the former Missouri Tiger received the NAACP Appreciation Award for Community Service. Two months later, he was named the 2024 Arthur Ashe Jr. Male Sports Scholar of the Year, which is awarded to a student-athlete annually who best exemplifies the standards of scholarship, athleticism, and humanitarianism. Robinson was one of 600 student athletes nominated for the prestigious honor, but he was the only one who took home the hardware in 2024.

ROBINSON STATS

DATE	TEAM	GP	GS	TACKLES								INTERCEPTIONS					FUMBLES				ST					MISC				
				TK	S	A	TFL	YDS	SK	YDS	QBH	NO	YDS	LG	TD	PD	FF	FR	TD	YDS	TK	S	A	FF	FR	S	A			
2019	Missouri	5	0	1	0	1	0.0	0.0	0.0	0.0	1	0	0	0	0	0	0	0	0	0	0	0	0	0	0	0	0	0	0	0
2020	Missouri	7	1	11	6	5	1.0	1.0	1.0	1.0	1	0	0	0	0	0	0	0	0	0	0	0	0	0	0	0	0	0	0	
2021	Missouri	11	6	21	9	12	0.5	1.0	0.0	0.0	0	0	0	0	0	1	0	0	0	0	0	0	0	0	0	0	0	0	0	
2022	Missouri	13	10	35	25	10	5.5	21.0	3.5	18.0	3	0	0	0	0	0	0	0	0	0	0	0	0	0	0	0	0	0	0	
2023	Missouri	13	12	43	29	14	14.0	73.0	8.5	51.0	6	0	0	0	0	0	1	1	0	0	0	0	0	0	0	0	0	0	0	
<b>TOTALS</b>		<b>49</b>	<b>29</b>	<b>111</b>	<b>69</b>	<b>42</b>	<b>21.0</b>	<b>96.0</b>	<b>13.0</b>	<b>70.0</b>	<b>11</b>	<b>0</b>	<b>0</b>	<b>0</b>	<b>0</b>	<b>1</b>	<b>1</b>	<b>1</b>	<b>0</b>	<b>0</b>	<b>0</b>	<b>0</b>	<b>0</b>	<b>0</b>	<b>0</b>	<b>0</b>	<b>0</b>	<b>0</b>	<b>0</b>	





# BERNHARD SEIKOVITS

80 | TIGHT END | 6-5 | 262


**COLLEGE:** No College

**HOW ACQUIRED:** FA-21

**YEARS NFL/CARDINALS:** 1/1

**HOMETOWN:** Vienna, Austria

**DOB:** July 24, 1997



## PRO CAREER:

Originally signed with Arizona as part of the NFL's International Player Pathway Program on 5/13/21. Signed a future contract with Arizona on 1/19/22. Signed a future contract with Arizona on 1/9/23. Signed a future contract with Arizona on 1/8/24.

## COLLEGE CAREER:

Allocated to the Cardinals in May of 2021 as part of the NFL's International Player Pathway Program ... served as a captain for the Austrian men's national team ... also played for his hometown club, the Dacia Vienna Vikings, where in 2020 he put up 262 yards and four TDs as a TE in the team's three-game playoff series ... in 2019, playing TE and WR, he was the leading receiver on a Vikings team that made it to the Austrian Championship game, collecting 864 receiving yards and eight TDs ... named the team's Offensive MVP in 2018 after leading the Vikings in receptions and receiving yards in just his second

season as a WR ... in 2017, led the team to the 2017 Austrian Bowl title and was named the AFL Rookie of the Year ... had four receptions for 133 yards and three TDs in the '17 title game, while also kicking a FG and five PATs; totaled 26 of the Vikings' 45 points in the win ... previously won two European Championships as a quarterback for the U19 national team ... selected for the Austrian U-19 national team at the age of 16.

## PERSONAL:

Name pronounced "BURN-hard / SIKE-oh-vitts" ... was one of 11 players selected for the NFL's International Player Pathway Program in 2020, but was not among the final four to be allocated to a team ... picked up the sport of football at the age of nine at the advice of a friend and began playing for the Vienna Vikings Youth Football League when he was 10 years old ... prior to joining the Cardinals, spent months training at the IMG Sports Academy in Bradenton, FL; marked his first and only visit to the United States prior to coming to Arizona.

## PFWA ARIZONA CHAPTER RECOGNIZES CONNER AND BROWN IN 2023

In 2023, RB **James Conner** and WR Marquise Brown were honored by the Arizona Chapter of the Pro Football Writers of America. Conner received the Lloyd Herberg MVP Award for his outstanding performance last year and Brown earned the Steve Schoenfeld Good Guy Award for his cooperation and insight in dealing with the media.

The MVP award was named after Lloyd Herberg, former Cardinals beat writer for the Arizona Republic. Herberg covered the Cardinals from 1988, when the team moved to Arizona, until his death in May of 1994. Herberg fought a courageous battle with cancer. The good guy award is named after another former Arizona Republic writer. Schoenfeld covered the Cardinals and the NFL for the Republic from 1988 to 2000. A former national president of the PFWA, Schoenfeld was killed by hit-and-run driver in October of 2000.

### LLOYD HERBERG MVP AWARD WINNERS

2023 - James Conner  
 2022 - Budda Baker  
 2021 - Kyler Murray  
 2020 - DeAndre Hopkins  
 2019 - Kyler Murray  
 2018 - Chandler Jones  
 2017 - Chandler Jones  
 2016 - David Johnson  
 2015 - Carson Palmer  
 2014 - Jared Veldheer  
 2013 - Karlos Dansby  
 2012 - Daryl Washington  
 2011 - Calais Campbell  
 2010 - Kerry Rhodes  
 2009 - Darnell Dockett  
 2008 - Kurt Warner  
 2007 - Larry Fitzgerald  
 2006 - Adrian Wilson  
 2005 - Anquan Boldin  
 2004 - Bertrand Berry  
 2003 - Anquan Boldin  
 2002 - L.J. Shelton  
 2001 - Kwamie Lassiter

### STEVE SCHOENFELD GOOD GUY AWARD WINNERS

2023 - Marquise Brown  
 2022 - Kelvin Beachum  
 2021 - Jordan Hicks  
 2020 - D.J. Humphries  
 2019 - Justin Pugh  
 2018 - Corey Peters  
 2017 - Frostee Rucker  
 2016 - Kevin Minter  
 2015 - Tyrann Mathieu  
 2014 - Larry Foote  
 2013 - Lyle Sendlein  
 2012 - Paris Lenon  
 2011 - Larry Fitzgerald  
 2010 - Tim Hightower  
 2009 - Kurt Warner  
 2008 - Rod Hood  
 2007 - Calvin Pace  
 2006 - Obafemi Ayanbadejo  
 2005 - Kurt Warner  
 2004 - James Darling  
 2003 - Marcus Bell  
 2002 - Pete Kendall  
 2001 - Frank Sanders

# TYREKE SMITH

50 | LINEBACKER | 6-3 | 255

**COLLEGE:** Ohio State

**HOW ACQUIRED:** FA-23

**YEARS NFL/CARDINALS:** 2/2

**HOMETOWN:** Cleveland, OH

**DOB:** February 14, 2000



**PRO CAREER:**

Originally drafted by Seattle in the fifth round (158<sup>th</sup> overall) of the 2022 NFL Draft. Released by the Seahawks on 9/20/23 and signed to Seattle’s practice squad on 9/22/23. Signed to the Cardinals active roster from the Seahawks practice squad on 12/15/23.

**2023:** Played in three games with the Seahawks and Cardinals and recorded one tackle ... inactive in the Seahawks season opener vs. LAR (9/10) ... played and had one tackle @ Det (9/17) ... made Cardinals debut @ Phi (12/31) ... appeared on defense in the season finale vs. Sea (1/7/24).

**COLLEGE:**

Appeared in 41 games (17 starts) and recorded 55 tackles, 11 tackles for loss, 7.0 sacks and five passes defended ... part of team that won three consecutive Big Ten championships and went to the College Football Playoffs twice during his time at Ohio State ... named second-team All-Big Ten as senior in 2021

after appearing in 10 games (nine starts) with 26 tackles (five for loss), 3.0 sacks, two passes defended and one forced fumble during OSU’s run to the National Championship ... in 2020 as a junior, played seven games (four starts) and totaled eight tackles, one pass defended and 1.0 sack ... appeared in 11 games (four starts) as a sophomore in 2019 and registered 12 tackles (five for loss), 3.0 sacks and two passes defended ... as a true freshman in 2018, played in all 13 games and had nine tackles.

**PERSONAL:**

First name is pronounced “ty-REEK” ... attended Cleveland Heights (OH) High School where he finished with 70 tackles, 23 tackles for loss and 11.0 sacks as a senior in 2017 ... named Cleveland.com Defensive Player of the Year and All-Ohio Division I Co-Defensive Player of the Year in 2017 ... also lettered in basketball and was the leading scorer and rebounder as a senior ... teammates with Cardinals OL Paris Johnson Jr. at Ohio State for two seasons (2020-21) ... was an OSU Scholar-Athlete all four years as a Buckeye and a three-time Academic All-Big Ten honoree ... graduated with a degree in Sport Industry.

## SMITH CAREER STATS

DATE	TEAM	GP	GS	TACKLES							INTERCEPTIONS					FUMBLES				ST		MISC					
				TK	S	A	TFL	YDS	SK	YDS	QBH	NO	YDS	LG	TD	PD	FF	FR	TD	YDS	TK	S	A	FF	FR	S	A
2023	Seahawks	1	0	1	0	1	0	0	0.0	0.0	0	0	0	0	0	0	0	0	0	0	0	0	0	0	0	0	
Went from Seattle to Arizona																											
2023	Cardinals	2	0	0	0	0	0	0	0.0	0.0	0	0	0	0	0	0	0	0	0	0	0	0	0	0	0	0	0
2023 TOTAL		3	0	1	0	1	0	0	0.0	0.0	0	0	0	0	0	0	0	0	0	0	0	0	0	0	0	0	0
NFL TOTALS		3	0	1	0	1	0	0	0.0	0.0	0	0	0	0	0	0	0	0	0	0	0	0	0	0	0	0	0

**SINGLE-GAME HIGHS: DEFENSIVE**

**Total Tackles**

1 at Detroit Lions, Sep 17, 2023





# BEN STILLE

**90 | DEFENSIVE LINEMAN | 6-4 | 296**


**COLLEGE:** Nebraska

**HOMETOWN:** Ashland, NE

**HOW ACQUIRED:** WV-23 (Cle)

**DOB:** November 12, 1997

**YEARS NFL/CARDINALS:** 3/2



## PRO CAREER:

Originally signed with the Miami Dolphins as a rookie free agent out of Nebraska on 5/13/22. Released by Miami on 8/30/22 and signed to the team's practice squad on 8/31/22. Elevated to the Dolphins active roster on 10/22/22. Signed to the Cleveland Browns active roster from the Dolphins practice squad on 11/16/22. Re-signed with the Browns on 4/17/23, signing a one-year contract as an exclusive rights free agent. Released by Cleveland on 5/9/23 and claimed off waivers by the Cardinals on 5/10/23. Released by the Cardinals on 8/30/23 and signed to the practice squad on 9/1/23. Released by Arizona on 11/28/23 and signed to the team's practice squad on 11/30/23. Promoted to the Cardinals active roster on 1/6/24.

**2023:** Appeared in five games and finished the year with eight tackles, 1.0 sack and a QB hit ... had four solo tackles vs. Dal (9/24) ... had one tackle vs. Cin (10/8) ... took down Ravens QB Lamar Jackson vs. Bal (10/29), marking his first career sack ... posted two tackles vs. LAR (11/26) ... appeared on defense in the season finale vs. Sea (1/7/24).

## COLLEGE:

A five-year (2017-21) letterman at Nebraska, appeared in 53 games (34 starts) and totaled 149 tackles, 30.0 tackles for loss, 14.5 sacks, seven passes defended and a forced fumble during his college career ... made 20 consecutive starts to finish his career ... a two-time All-Big Ten selection (2020-21), also named Academic All-Big Ten all five seasons (first Nebraska player to accomplish that feat) and was a seven-time member of the Nebraska Scholar-Athlete Honor Roll (Fall 2016, 2018, 2019; Spring 2017, 2019, 2020, 2021) ... two-time (2020-21) semifinalist for the Campbell Trophy (academic Heisman), a two-time (2019-20) AFCA Good Works Team Nominee ... as a fifth-year senior in 2021, earned honorable mention All-Big Ten

honors after starting all 12 games and recording a career-high 42 tackles, with 6.0 tackles for loss, 1.5 sacks and three passes defended ... as a senior in 2020, started all eight games and had 27 tackles, 3.0 tackles for loss and 1.5 sacks ... as a junior in 2019, started two-of-12 games played and totaled 31 tackles, eight tackles for loss and 3.0 sacks ... started 11-of-12 games played as a sophomore in 2018 and recorded 25 tackles, a career-high 5.0 sacks, five tackles for loss and two passes defended ... as a redshirt freshman in 2017, appeared in nine games (one start) and totaled 24 tackles while leading the team in sacks (3.5) and tackles for loss (10.0) ... redshirted in 2016.

## PERSONAL:

Last name pronounced "STILL-ee" ... attended Ashland-Greenwood (NE) High School where he starred on both sides of the ball, helping the team to an 8-3 record and a trip to the Class C-1 state quarterfinals as a senior in 2015 ... that year he was named first-team Super-State (Lincoln Journal Star) and first-team All-State while also being named the USA Today Nebraska Defensive Player of the Year ... caught 26 passes for 415 yards and five TDs as a TE and posted 79 tackles, 17 tackles for loss and 9.0 sacks on defense ... also handled kicking and punting duties, making 46-of-49 PATs and three FGs ... as a junior in 2014, caught 16 passes for 538 yards with 10 receiving TDs ... also had 63 tackles, including 19 TFLs and 10 sacks, while connecting on all four of his FG attempts ... helped Ashland-Greenwood to a 12-1 record and a state runner-up finish ... also a wrestling standout for the Bluejays, posting a 44-0 record at 285 pounds in 2016 to win his second straight Class B state title; had a 34-0 record and won the Class B title at 220 pounds in 2015, after posting a 35-5 record and finishing third in the state at 182 pounds in 2014 ... earned his master's degree in Nutrition and Health Sciences in 2021 after getting his bachelor's in December of 2019.

## STILLE CAREER STATS

DATE	TEAM	GP	GS	TACKLES							INTERCEPTIONS					FUMBLES				ST		MISC						
				TK	S	A	TFL	YDS	SK	YDS	QBH	NO	YDS	LG	TD	PD	FF	FR	TD	YDS	TK	S	A	FF	FR	S	A	
2022	Dolphins	1	0	2	0	2	0	0	0.0	0.0	0	0	0	0	0	0	0	0	0	0	0	0	0	0	0	0	0	
Went from <b>Miami</b> to <b>Cleveland</b>																												
2022	Browns	6	1	3	0	3	0	0	0.0	0.0	1	0	0	0	0	0	0	0	0	0	0	0	0	0	0	0	0	0
2022	<b>TOTAL</b>	<b>7</b>	<b>1</b>	<b>5</b>	<b>0</b>	<b>5</b>	<b>0</b>	<b>0</b>	<b>0.0</b>	<b>0.0</b>	<b>1</b>	<b>0</b>	<b>0</b>	<b>0</b>	<b>0</b>	<b>0</b>	<b>0</b>	<b>0</b>	<b>0</b>	<b>0</b>	<b>0</b>	<b>0</b>	<b>0</b>	<b>0</b>	<b>0</b>	<b>0</b>	<b>0</b>	<b>0</b>
2023	Cardinals	5	0	8	6	2	0	0	1.0	0.0	1	0	0	0	0	0	0	0	0	0	0	0	0	0	0	0	0	
<b>NFL TOTALS</b>		<b>12</b>	<b>1</b>	<b>13</b>	<b>6</b>	<b>7</b>	<b>0</b>	<b>0</b>	<b>1.0</b>	<b>0.0</b>	<b>2</b>	<b>0</b>	<b>0</b>	<b>0</b>	<b>0</b>	<b>0</b>	<b>0</b>	<b>0</b>	<b>0</b>	<b>0</b>	<b>0</b>	<b>0</b>	<b>0</b>	<b>0</b>	<b>0</b>	<b>0</b>	<b>0</b>	

## SINGLE-GAME HIGHS: DEFENSIVE

**Total Tackles** 4 vs. Dallas Cowboys, Sep 24, 2023

**Sacks** 1.0 vs. Baltimore Ravens, Oct 29, 2023

**Solo Tackles** 4 vs. Dallas Cowboys, Sep 24, 2023



**DANTE STILLS****55 | DEFENSIVE LINEMAN | 6-4 | 286****COLLEGE:** West Virginia**HOW ACQUIRED:** D6b-23**YEARS NFL/CARDINALS:** 2/2**HOMETOWN:** Fairmont, WV**DOB:** December 14, 1999**NOTE CARDS**

- Selected by the Cardinals in the sixth round (213th overall) of the 2023 NFL Draft out of West Virginia and appeared in 15 games (eight starts) in his debut season, finishing with 47 tackles, 3.5 sacks, five QB hits, five tackles for loss and a fumble recovery.
- Led all Arizona D-Linemen in tackles (47) and sacks (3.5) and tied for the lead in tackles for loss (5). Had multiple tackles in 13-of-15 games played.
- Member of a Cardinals rookie class that led the NFL in total offensive/defensive snaps (4,654) by rookies and total starts (64) by rookies. Joined RT Paris Johnson Jr. (17) and WR Michael Wilson (12) as the only AZ rookies to start at least eight games in '23.
- Left West Virginia having earned a bachelor's degree in Multidisciplinary Studies. During his time with the Mountaineers, Stills also earned his way onto the Big 12 Commissioner's Honor Roll and the Garrett Ford Academic Honor Roll.
- Played alongside his brother, Darius, at West Virginia and also has numerous NFL family connections: father, Gary, played 10 years (1999-08) in the NFL with the Chiefs, Ravens and Rams; uncle, Ken, played six years (1985-90) with the Packers and Vikings; cousin, Kenny, played nine years (2013-21) with the Saints, Dolphins and Texans.

**PRO CAREER:**

Originally entered the NFL as a Cardinals sixth-round (213th overall) pick in the 2023 NFL Draft out of West Virginia.

**2023:** Played 15 games (eight starts) and totaled 47 tackles (five for loss), five QB hits, 3.5 sacks and one fumble recovery ... had two assisted tackles in his NFL debut vs. NYG (9/17) ... made first career start @ SF (10/1) and had two tackles (one solo) ... started vs. Cin (10/8) recording six tackles (four solo) and one sack, the first of his career ... tallied five tackles and 1.5 sacks of QB Lamar Jackson vs. Bal (10/29); became the first Cardinals rookie since 2011 (LB Sam Acho - 2.0) to have multiple sacks in a game ... registered five tackles (including one for loss) and a QB hit @ Cle (11/5) ... tallied three tackles in Cardinals win vs. Atl (11/12) ... recorded four tackles (including two for loss) and a sack of QB C.J. Stroud for a loss of 10 yards @ Hou (11/19) ... posted two tackles and a fumble recovery @ Pit (12/3), the fumble recovery of QB Mitch Trubisky marked the first of his career and set up a 21-yard Arizona scoring drive ... recorded three tackles (two solo) vs. SF (12/17) ... registered four tackles @ Chi (12/24) ... placed on injured reserve with a knee injury on 1/5/24, forcing him to miss the final game of the season.

**COLLEGE:**

In five seasons (2018-22) with the Mountaineers, started 37-of-59 games played and totaled 138 tackles, 52.5 tackles for loss, 23.5 sacks, an INT, five passes defended, six forced fumbles, two fumble recoveries and two blocked kicks ... established a program record for career games played (59) and left West Virginia as the program's all-time leader in tackles for loss (52.5) and 4th in school history with 23.5 sacks ... after earning freshman All-American honors from ESPN.com and The Athletic in 2018, went on to garner All-Big 12 honors in four-straight seasons (2019-22), including first-team All-Big 12 accolades in each of his final two seasons (2021-22) ... in 2022, started all 12 games and was named first-team All-Big 12 (AP, Coaches, Phil Steele) after totaling 26 tackles, nine tackles for loss, 4.5 sacks,

two forced fumbles, a fumble recovery and a pass defended ... had a monumental day @ Iowa State (11/5), breaking the school record for career games played while recording five tackles, a sack and a career-high three tackles for loss ... the week prior, broke the school record for career tackles for loss against TCU with his TFL in the second quarter (10/29) ... blocked the second kick of his career on a PAT vs. Baylor (10/13) ... in 2021, earned first-team All-Big 12 honors (AP, Coaches, Phil Steele) after starting 12-of-13 games played at DT and totaling a career-high 36 tackles, 7.0 sacks, a career-high 15 tackles for loss, six QB hurries, his first career INT, a pass defended and a forced fumble ... started all 10 games at DE in 2020, seeing action on 506 defensive snaps and 42 special teams plays ... earned second-team All-Big 12 honors (AP) after totaling 35 tackles, 10.5 tackles for loss, 2.0 sacks, a career-high two passes defended, a fumble recovery and a blocked kick ... played 12 games with three starts at DE in 2019 and earned second-team All-Big 12 honors after totaling 29 tackles, 7.0 sacks, 11.5 tackles for loss, a pass defended and a forced fumble ... his 7.0 sacks tied for the team lead while his 11.5 ranked 2nd ... ranked 4th in the Big 12 in sacks per game (0.58) and 10th in tackles for loss per game (0.96) ... earned freshman All-American honors from The Athletic and ESPN after appearing in all 12 games in 2018 and totaling 16 tackles, 6.5 tackles for loss, 3.0 sacks and two forced fumbles ... his two forced fumbles tied for the team lead.

**PERSONAL:**

Attended Fairmont Senior (Fairmont, WV) High School where he was a three-time Class AA All-State selection and four-time *Times West Virginian* all-area pick ... ranked as the #1 prospect in the state by ESPN.com, Rivals.com and 247Sports ... led the Polar Bears to consecutive state runner-up finishes in 2016 and 2017 ... as a senior in 2017, was a team captain and a first-team Class AA All-State pick after helping the team to a 12-2 record ... collected 81 tackles, 31.5 tackles for loss and 11.0 sacks as a senior ... as a junior in 2016, earned first-team All-State honors after posting 75 tackles, 17.5 tackles for loss and 6.5 sacks ... as a sophomore in 2015 took home second-team all-state honors.



## STILLS CAREER STATS

DATE	TEAM	GP	GS	TACKLES								INTERCEPTIONS					FUMBLES				ST					MISC	
				TK	S	A	TFL	YDS	SK	YDS	QBH	NO	YDS	LG	TD	PD	FF	FR	TD	YDS	TK	S	A	FF	FR	S	A
2023	Cardinals	15	8	47	18	29	5	27	3.5	25.0	5	0	0	0	0	0	0	1	0	0	0	0	0	0	0	0	
<b>NFL TOTALS</b>		<b>15</b>	<b>8</b>	<b>47</b>	<b>18</b>	<b>29</b>	<b>5</b>	<b>27</b>	<b>3.5</b>	<b>25.0</b>	<b>5</b>	<b>0</b>	<b>0</b>	<b>0</b>	<b>0</b>	<b>0</b>	<b>0</b>	<b>1</b>	<b>0</b>	<b>0</b>	<b>0</b>	<b>0</b>	<b>0</b>	<b>0</b>	<b>0</b>	<b>0</b>	

## SINGLE-GAME HIGHS: DEFENSIVE

**Total Tackles** 6 vs. Cincinnati Bengals, Oct 08, 2023  
**Solo Tackles** 4 vs. Cincinnati Bengals, Oct 08, 2023  
**Sacks** 1.5 vs. Baltimore Ravens, Oct 29, 2023

**Fumble Recoveries** 1 at Pittsburgh Steelers, Dec 03, 2023  
**Tackles For Loss** 2 vs. Cincinnati Bengals, Oct 08, 2023

## DADRION TAYLOR-DEMERSON

42 | SAFETY | 5-10 | 197

COLLEGE: Texas Tech

HOMETOWN: Oklahoma City, OK

DOB: January 20, 2001

ROUND 4  
104th Overall

## NOTECARDS

- Name pronounced "DAY-dree-in / Taylor / DEMM-er-son."
- Selected by the Cardinals in the fourth round (104th overall) of the 2024 NFL Draft out of Texas Tech. Was the first Texas Tech player drafted in 2024 and the first Red Raider taken since DE Tyree Wilson was selected #7 overall by the Raiders in 2023.
- Nickname is "Rabbit" which dates back to his childhood playing Pop Warner football. At the 2024 NFL Combine, posted the best 40-yard dash time (4.41) of any safety at the event.

## COLLEGE CAREER:

Taylor-Demerson started 37-of-60 games played in five seasons (2019-23) at Texas Tech and had 242 tackles, 9.0 tackles for loss, 10 INTs, 22 passes defensed, 2.0 sacks, two forced fumbles and three fumble recoveries ... also had seven kickoff returns for 124 yards ... became the second Red Raider in the Big 12 era to lead the team in INTs in three straight seasons and finished his collegiate career tied for 10th in school history with 10 career INTs.

**2023:** Named a team captain and earned second-team All-Big 12 accolades in his final season as a super senior and started 13-of-14 games ... totaled 75 tackles, 1.5 tackles for loss, seven passes defensed and a career-high four INTs ... had multiple tackles in all 13 games and broke up a pass or had an INT in eight games ... capped his season with seven tackles and two passes defensed vs. Cal (12/16) in the Independence Bowl.

**2022:** As a senior in 2022, started 12-of-13 games at safety and had 74 tackles (54 solo), 5.5 tackles for loss, a sack, three INTs, five passes defensed, a career-high two forced fumbles and two fumble recoveries ... his 74 tackles led all DBs and ranked third on the team ... tied for first in the Big 12 in fumble recoveries and was tied for sixth in INTs ... led the team in INTs for the second consecutive season ... recorded eight tackles, a fumble recovery and an INT in the win vs. Ole Miss (12/28) in the Texas Bowl.

**2021:** Appeared in 12 games with seven starts in 2021 ... totaled 62 tackles (41 solo), a half tackle for loss and three INTs

along with a team and career high 10 passes defensed ... led the team in INTs ... was the highest rated player in coverage on the team with an 80.2 overall grade ... had his first career INT at Texas (9/25) and added two pass breakups and five tackles ... had three pass deflections and four tackles vs. Mississippi State (12/28) in the Liberty Bowl.

**2020:** Played all 10 games with three starts as a sophomore in 2020 ... appeared on both defense and special teams and had 15 tackles and a tackle for loss ... two of his tackles were on special teams on kickoff coverage and on the punt team ... combined for six total tackles in season finale vs. Kansas (12/5), including one for loss.

**2019:** Appeared in 11 games (two starts) at safety as a true freshman and registered 16 tackles (including one for loss) and a fumble recovery ... transitioned to the secondary after playing running back in high school ... recorded his first career fumble recovery vs. Oklahoma State (10/5) and added four tackles.

## PERSONAL:

Attended Carl Albert (Oklahoma City, OK) High School ... named Oklahoma 5A Player of the Year as a senior running back as well as the Big All-City Offensive Player of the Year by the Oklahoman ... amassed 1,365 rushing yards and 24 TDs in 2018 and helped lead his team to its third straight class 5A state championship ... compiled 1,977 rushing yards and 22 TDs on 215 carries as a junior and earned All-City and All-Conference accolades ... father to Layla Grace Taylor, born March 2022 ... earned his bachelor's degree in University Studies from Texas Tech in December of 2023.

TAYLOR-DEMERSON STATS

DATE	TEAM	GP	GS	TACKLES							INTERCEPTIONS					FUMBLES				ST					MISC	
				TK	S	A	TFL	YDS	SK	YDS	QBH	NO	YDS	LG	TD	PD	FF	FR	TD	YDS	TK	S	A	FF	FR	S
2019	Texas Tech	11	2	16	12	4	1.0	1.0	0.0	0.0	0	0	0	0	0	0	1	0	0	0	0	0	0	0	0	0
2020	Texas Tech	10	3	15	12	3	0.5	1.0	0.0	0.0	0	0	0	0	0	0	0	0	0	0	0	0	0	0	0	
2021	Texas Tech	12	7	62	41	21	0.5	0.0	0.0	0.0	0	3	4	9	0	10	0	0	0	0	0	0	0	0	0	
2022	Texas Tech	13	12	74	54	20	5.5	25.0	1.0	3.0	0	3	0	0	0	5	2	2	0	0	0	0	0	0	0	
2023	Texas Tech	13	13	73	53	20	1.5	11.0	1.0	11.0	2	4	23	23	0	7	0	0	0	0	0	0	0	0	0	
<b>TOTALS</b>		<b>59</b>	<b>37</b>	<b>240</b>	<b>172</b>	<b>68</b>	<b>9.0</b>	<b>38.0</b>	<b>2.0</b>	<b>14.0</b>	<b>2</b>	<b>10</b>	<b>27</b>	<b>23</b>	<b>0</b>	<b>22</b>	<b>2</b>	<b>3</b>	<b>0</b>	<b>0</b>	<b>0</b>	<b>0</b>	<b>0</b>	<b>0</b>	<b>0</b>	

# CAMERON THOMAS

97 | LINEBACKER | 6-4 | 267

COLLEGE: San Diego State

HOW ACQUIRED: D3a-22

YEARS NFL/CARDINALS: 3/3

HOMETOWN: Carlsbad, CA

DOB: July 1, 2000



## NOTECARDS

- Selected by Arizona with their first pick of the third round (87th overall) of the 2022 NFL Draft out of San Diego State. Appeared in 32 games (three starts) in his first two seasons, totaling 39 tackles, 3.0 sacks, seven QB hits, six tackles for loss, two passes defended and a fumble recovery (returned for a TD).
- Scored the first Cardinals TD of the 2023 season by returning a Commanders fumble two yards for a score in the 2nd quarter of the season-opener at Washington. It was the first TD of his NFL career and his first since his senior year as a TE at Carlsbad (CA) High School in 2017.
- Played in all 17 games as a rookie in '22, with 18 tackles, 3.0 sacks, six QB hits and three tackles for loss.
- Thomas and his brother, Zachary, both starred at San Diego State and were both selected in the 2022 NFL Draft. Zachary was selected by the Bears in the sixth round (186th overall) and currently plays for the Rams.

### PRO CAREER:

Selected by the Cardinals in the third round (87th overall) of the 2022 NFL Draft out of San Diego State and played all 17 games as a rookie in 2022.

**2023:** Appeared in all but two games with three starts ... finished the season with 21 tackles (12 solo), three tackles for loss, one QB hit, a fumble return for his first career TD and a pass defended ... posted one tackle, one pass defended, and his first career fumble return for a 2-yard TD @ Was (9/10), which also marked the first of his career ... recorded two solo tackles and one tackle for loss in Cardinals win vs. Dal (9/24) ... had a tackle for loss @ SF (10/1) ... played vs. Cin (10/8) and tallied two solo tackles ... recorded two tackles @ LAR (10/15) ... posted two tackles on defense and one special teams tackle @ Sea (10/22) ... had one tackle vs. Bal (10/29) ... registered four tackles, including one for loss @ Cle (11/5) ... had one tackle in Cardinals win vs. Atl (11/12) ... tallied three solo tackles @ Chi (12/24) ... inactive @ Phi (12/31) ... inactive vs. Sea (1/7/24).

### COLLEGE:

In three seasons (2019-21), Thomas was a three-time first-team All-Mountain West Conference selection and All-American honoree who played 36 games (34 starts) and totaled 155 tackles, 21.0 sacks, 39.0 tackles for loss, three passes defended and a forced fumble ... joined Kabeer Gbaja-Biamila (1997-99) as

the only Aztec defensive linemen in their Division I era (since 1969) to earn first-team all-conference three times ... finished his Aztec career ranked third in program history in sacks (21.0) and 10th in tackles for loss (39.0) ... as a junior in 2021, earned All-American accolades, was a semifinalist for the Bednarik Award and named the Mountain West Defensive Player of the Year after starting all 14 games and totaling 71 tackles, 20.5 tackles for loss, 11.5 sacks and 21 QB hurries ... became the first Aztec player ever named a semifinalist for the Bednarik Award ... led the Mountain West in sacks (11.5) and was second in tackles for loss (20.5) ... as a sophomore in 2020, earned first-team All-Mountain West Conference honors for the second consecutive season after starting all eight games and totaling 35 tackles, 9.5 tackles for loss, 4.0 sacks and 14 QB hurries ... switched from DT to DE after the first four games ... as a freshman in 2019, was the only freshman in the conference to earn first-team All-Mountain West Conference honors after starting 12-of-13 games at DT and totaling 49 tackles, 9.0 tackles for loss, 5.5 sacks, two passes defended and 13 QB hurries ... played in one game during his redshirt season in 2018.

### PERSONAL:

Attended Carlsbad (CA) High School where he recorded 88 tackles, five tackles for loss, 9.5 sacks, a pass defended and a fumble recovery over his final two seasons ... also played TE, totaling 22 receptions for 294 yards and four TDs ... majored in Social Science.





## THOMAS CAREER STATS

DATE	TEAM	GP	GS	TACKLES								INTERCEPTIONS					FUMBLES				ST					MISC	
				TK	S	A	TFL	YDS	SK	YDS	QBH	NO	YDS	LG	TD	PD	FF	FR	TD	YDS	TK	S	A	FF	FR	S	A
2022	Cardinals	17	0	18	7	11	3	12	3.0	12.0	6	0	0	0	0	1	0	0	0	0	0	0	0	0	0	0	
2023	Cardinals	15	3	21	12	9	3	7	0.0	0.0	1	0	0	0	0	1	0	1	1	2	1	1	0	0	0		
<b>NFL TOTALS</b>		<b>32</b>	<b>3</b>	<b>39</b>	<b>19</b>	<b>20</b>	<b>6</b>	<b>19</b>	<b>3.0</b>	<b>12.0</b>	<b>7</b>	<b>0</b>	<b>0</b>	<b>0</b>	<b>0</b>	<b>2</b>	<b>0</b>	<b>1</b>	<b>1</b>	<b>2</b>	<b>1</b>	<b>1</b>	<b>0</b>	<b>0</b>	<b>0</b>		

## SINGLE-GAME HIGHS: DEFENSIVE

<b>Total Tackles</b>	5 at Atlanta Falcons, Jan 01, 2023	<b>Fumble Recoveries</b>	1 at Washington Commanders, Sep 10, 2023
<b>Solo Tackles</b>	3 at Chicago Bears, Dec 24, 2023 ...1 more at 3.	<b>Tackles For Loss</b>	1 at Cleveland Browns, Nov 05, 2023 ...5 more at 1.
<b>Sacks</b>	1.0 at San Francisco 49ers, Jan 08, 2023 ...2 more at 1.0.	<b>Special Teams Tackles</b>	1 at Seattle Seahawks, Oct 22, 2023
<b>Passes Defensed</b>	1 at Washington Commanders, Sep 10, 2023 ...1 more at 1.		


## XAVIER THOMAS

54 | LINEBACKER | 6-2 | 244

COLLEGE: Clemson

HOMETOWN: Florence, SC

DOB: December 20, 1999

ROUND 5  
138th Overall

## NOTECARDS

- Selected by the Cardinals in the fifth round (138th overall) of the 2024 NFL Draft out of Clemson.
- Earned a degree in Criminal Justice from Clemson in December of 2020 in only three years. He then earned his master's degree in Athletic Leadership in December of 2022.
- Named the 2017 Anthony Munoz Lineman of the Year out of IMG Academy in 2017 - an award given to the best high school lineman (offensive or defensive) in the country. Took home the award two years prior to Paris Johnson winning it (2019) and six years after former AZ lineman D.J. Humphries earned the honor (2011).

## COLLEGE CAREER:

During his six years (2018-23) at Clemson, Thomas appeared in 63 games (30 starts) and totaled 121 tackles, 17.5 sacks, 34 tackles for loss, seven passes defensed, six forced fumbles and two fumble recoveries in 1,865 career snaps ... left Clemson as one of nine players in school history - one of seven non-specialists and one of four defensive players - to play 60 career games

**2023:** Started 11-of-13 games played in his final season with the Tigers, finishing the year with 25 tackles, four tackles for loss, 3.0 sacks, a team-high 21 QB pressures, two passes defensed, a fumble recovery and a forced fumble ... posted four tackles (two for loss) and a sack vs. No. 4 Florida State ... recorded three tackles at Syracuse and added a fumble recovery he returned 20 yards to the Syracuse three-yard line to set up a Clemson score ... made a game-changing play in the Gator Bowl, forcing a fumble on a sack that was the first of Clemson's four fourth-quarter takeaways in its comeback victory vs. Kentucky.

**2022:** Limited by a foot injury to only four games, collecting four tackles (two for loss), 2.0 sacks and a forced fumble in 52 defensive snaps ... ACC Honor Roll selection ... missed the first five games of the season after suffering a foot injury in fall camp

... returned to action at Boston College, where despite playing only six snaps, he earned ACC Defensive Lineman of the Week after posting 2.0 sacks, a forced fumble and an additional QB hit, collecting the Leather Helmet Award from the Boston College Gridiron Club as the game's MVP.

**2021:** Started 10-of-12 games played and earned third-team All-ACC honors after totaling 27 tackles, 5.5 tackles for loss, 3.5 sacks, two forced fumbles and a pass defensed ... led the team with 17 QB pressures ... recorded a career-high 2.0 sacks and a forced fumble among his five tackles at NC State ... recorded six tackles and a forced fumble vs. Florida State ... harassed Brock Purdy with three credited QB pressures and one tackle vs. Iowa State.

**2020:** Limited to seven games (one start) while playing through complications with COVID-19 and strep throat ... finished with 11 tackles, four for loss, 3.5 sacks and a forced fumble in only 119 snaps ... made season debut vs. No. 7 Miami ... recorded three tackles, including his first sack of the season vs. Syracuse ... added a sack vs. Boston College, giving him a full sack in back-to-back games for the first time in his career.

**2019:** Started eight-of-12 games played and earned third-



# PLAYERS

team All-ACC honors after totaling 27 tackles, eight tackles for loss, 2.0 sacks, two passes defended and a fumble recovery ... made three tackles, including his first full sack of the season at Syracuse ... registered five tackles and contributed to the game-winning stop on a two-point conversion attempt @ North Carolina ... made one tackle and rushed for one yard on his first career rushing attempt vs. Florida State ... recorded a tackle and a fumble recovery @ NC State ... notched three tackles and a pass breakup vs. No. 22 Virginia in the ACC Championship Game ... registered six tackles (1.5 for loss) in the Fiesta Bowl against No. 2 Ohio State ... added two tackles vs. No. 1 LSU.

**2018:** Played all 15 games in his debut college season and earned first-team Freshman All-American honors from USA Today, ESPN.com and The Athletic after registering career highs in tackles (35) and tackles for loss (10.5) while adding 3.5 sacks, two passes defended and a forced fumble ... helped seal a comeback win against Syracuse, recording a highlight-reel sack and applying pressure throughout Syracuse's final desperation drive ... made five tackles, including 2.5 for loss, in only 25 snaps vs. No. 16 NC State ... registered three tackles and a pass

breakup in ACC Championship Game against Pitt ... made two tackles including an assisted tackle for loss vs. No. 3 Notre Dame in the Cotton Bowl ... contributed three tackles, including a half-sack in the National Championship Game vs. No. 1 Alabama.

### PERSONAL:

Attended Wilson (Florence, SC) High School for three years (2014-16) before transferring to IMG Academy in Bradenton, FL for his senior campaign ... left high school as one of the nation's top recruits ... as a senior at IMG Academy, was named a USA Today National Defensive Player of the Year finalist and was also the #2 recruit nationally by MaxPreps, #3 by 247Sports, #4 by ESPN and #5 by PrepStars and Rivals.com ... USA Today National Defensive Player of the Year finalist ... Anthony Munoz national lineman-of-the-year ... U.S. Army All-American Game participant ... helped IMG Academy to a 9-0 record and No. 2 national ranking by MaxPreps as a senior, totaling 34 tackles and eight tackles for loss ... had 70 tackles, 13 tackles for loss and nine sacks as a sophomore ... had 568 yards and eight TDs on 59 carries as a sophomore ... had 59 tackles, 21 tackles for loss, 8.0 sacks and 21 QB pressures as a freshman.

## THOMAS STATS

DATE	TEAM	GP	GS	TACKLES							INTERCEPTIONS					FUMBLES				ST					MISC					
				TK	S	A	TFL	YDS	SK	YDS	QBH	NO	YDS	LG	TD	PD	FF	FR	TD	YDS	TK	S	A	FF	FR	S	A			
2018	Clemson	15	0	35	20	15	10.5	52.0	3.5	22.0	4	0	0	0	0	2	1	0	0	0	0	0	0	0	0	0	0	0	0	0
2019	Clemson	12	8	27	10	17	8.0	32.0	2.0	8.0	4	0	0	0	0	2	0	1	0	0	0	0	0	0	0	0	0	0	0	
2020	Clemson	7	1	9	5	4	4.0	20.0	3.5	19.0	0	0	0	0	0	0	1	0	0	0	0	0	0	0	0	0	0	0		
2021	Clemson	12	10	21	12	9	5.5	40.0	3.5	36.0	14	0	0	0	0	1	2	0	0	0	0	0	0	0	0	0	0	0		
2022	Clemson	4	0	4	2	2	2.0	20.0	2.0	20.0	2	0	0	0	0	0	1	0	0	0	0	0	0	0	0	0	0	0		
2023	Clemson	13	11	25	16	9	4.0	12.0	3.0	11.0	12	0	0	0	0	2	1	1	0	20	0	0	0	0	0	0	0	0		
<b>TOTALS</b>		<b>63</b>	<b>30</b>	<b>121</b>	<b>65</b>	<b>56</b>	<b>34.0</b>	<b>176.0</b>	<b>17.5</b>	<b>116.0</b>	<b>36</b>	<b>0</b>	<b>0</b>	<b>0</b>	<b>0</b>	<b>7</b>	<b>6</b>	<b>2</b>	<b>0</b>	<b>20</b>	<b>0</b>	<b>0</b>	<b>0</b>	<b>0</b>	<b>0</b>	<b>0</b>	<b>0</b>	<b>0</b>		

## KNIGHT THE NEWEST RECIPIENT OF ROD GRAVES COLLEGE SCOUTING AWARD

In 2021 the Cardinals established the *Rod Graves College Scouting Award*. Named in honor of former Cardinals general manager, **Rod Graves**, and given annually to the team's top scout, the award is based on multiple years of analytical research and prospect grade accuracy.

Area Scout **Alfonza Knight**, who is based in Nashville, TN, received the award during the 2024 NFL Draft. Now in his 11th season with the Cardinals, and seventh as the team's scout in the Southeast region of the country, Knight joined the Cardinals scouting department in June, 2014. After working as a scouting assistant for three years, Knight was promoted in May, 2017 to the Cardinals representative with the National Football Scouting service before being elevated to his current position in May, 2018.

The Rod Graves College Scouting Award goes to the scout who most exhibits what it means to do such a job with the Cardinals, including passion and drive, hustle, competency in evaluations, and putting the team first.

After receiving the award, Cardinals GM Monti Ossenfort allowed Knight to make the phone call to inform UAB WR Tejhaun Palmer that the team was selecting him in the sixth round of this year's draft.

Graves spent 16 of his 31 NFL seasons with the Cardinals as the team's Assistant to the President (1997-2002), Vice President of Football Operations (2003-2006) and General Manager (2007-2012). Particularly successful at building rosters through the draft, Graves help lead the Cardinals to back-to-back NFC West titles and a Super Bowl XLIII appearance in his first two years as GM.





# STARLING THOMAS V

24 | CORNERBACK | 5-10 | 194

**COLLEGE:** UAB

**HOW ACQUIRED:** WV-23 (Det)

**YEARS NFL/CARDINALS:** 2/2

**HOMETOWN:** Birmingham, AL

**DOB:** January 25, 2000



## NOTE CARDS

- Signed by the Lions as an undrafted rookie free agent out of UAB in 2023, was released and signed by the Cardinals just prior to the start of the regular season.
- Played in 12 games (seven starts) in his debut season, finishing with 38 tackles, five passes defended and a tackle for loss.
- Member of a Cardinals rookie class that led the NFL in total offensive/defensive snaps (4,654) by rookies and total starts (64) by rookies. Was also one of an NFL-high 11 rookies who started for the Cards in '23.

### PRO CAREER:

Originally entered the NFL as an undrafted rookie free agent with Detroit on 5/12/23. Released by Detroit on 8/29/23 and claimed off waivers by the Cardinals on 8/30/23.

**2023:** Appeared in 12 games (seven starts) in his first NFL season ... had 38 tackles (35 solo), one tackle for loss and five passes defended ... made NFL debut vs. Cin (10/8) seeing action on special teams ... played @ LAR (10/15) on both defense and special teams ... made first career start @ Sea (10/22) posting four tackles (one for loss) and a pass defended ... posted one solo tackle and a pass defended vs. Bal (10/29) ... had three tackles @ Cle (11/5) ... recorded two solo tackles @ Hou (11/19) ... tallied three tackles vs. LAR (11/26) ... posted five tackles and one pass defended vs. SF (12/17) ... recorded a career-high eight tackles @ Chi (12/24) ... had five tackles and a pass defended @ Phi (12/31) ... posted five tackles and a pass defended in the season finale vs. Sea (1/7/24).

### COLLEGE:

Spent five years (2018-22) at UAB and played 53 games (40 starts), finishing his college career with 108 tackles, 29 passes

defended, three INTs, two fumble recoveries and one forced fumble ... also returned 23 punts for 167 yards (7.3 avg.) and 12 kickoffs for 224 yards (18.7 avg.) ... earned first-team All-Conference USA honors as a senior in 2022 after starting all 13 games and totaling 30 tackles and a team-leading 15 passes defended as well as returning 10 punts for 51 yards ... earned All-Conference USA honorable mention honors at both cornerback and as a punt returner as a junior in 2021 after registering a career-best 41 tackles, eight passes defended, two INTs, one forced fumble and one fumble recovery ... also had 10 punt returns for 78 yards ... helped UAB win its second-consecutive C-USA West Division title as a sophomore in 2019 after starting all 14 games and notching 27 tackles, three passes defended, one INT and one fumble recovery ... appeared in 13 games as a freshman in 2018 where he logged 10 tackles and three passes defended.

### PERSONAL:

Attended Ramsay (Birmingham, AL) High School where he played cornerback, wide receiver, punt returner and kick returner ... played in the Alabama-Mississippi All-Star Game as a senior in 2017 ... plays for his late mother, Stephanie Williams, who passed away from cancer in 2018 when he was a freshman at UAB.

## THOMAS V CAREER STATS

DATE	TEAM	GP	GS	TACKLES							INTERCEPTIONS					FUMBLES				ST				MISC			
				TK	S	A	TFL	YDS	SK	YDS	QBH	NO	YDS	LG	TD	PD	FF	FR	TD	YDS	TK	S	A	FF	FR	S	A
2023	Cardinals	12	7	38	35	3	1	1	0.0	0.0	0	0	0	0	5	0	0	0	0	0	0	0	0	0	0	0	0
<b>NFL TOTALS</b>		<b>12</b>	<b>7</b>	<b>38</b>	<b>35</b>	<b>3</b>	<b>1</b>	<b>1</b>	<b>0.0</b>	<b>0.0</b>	<b>0</b>	<b>0</b>	<b>0</b>	<b>0</b>	<b>5</b>	<b>0</b>	<b>0</b>	<b>0</b>	<b>0</b>	<b>0</b>	<b>0</b>	<b>0</b>	<b>0</b>	<b>0</b>	<b>0</b>	<b>0</b>	<b>0</b>

### SINGLE-GAME HIGHS: DEFENSIVE

**Total Tackles** 8 at Chicago Bears, Dec 24, 2023  
**Solo Tackles** 7 at Chicago Bears, Dec 24, 2023

**Passes Defended** 1 vs. Seattle Seahawks, Jan 07, 2024  
 ...4 more at 1.

**Tackles For Loss** 1 at Seattle Seahawks, Oct 22, 2023



**JALEN THOMPSON****34 | SAFETY | 5-11 | 190****COLLEGE:** Washington State**HOW ACQUIRED:** SD5-19**YEARS NFL/CARDINALS:** 6/6**HOMETOWN:** Downey, CA**DOB:** July 18, 1998**NOTE CARDS**

- Selected by the Cardinals in the fifth round of the 2019 NFL Supplemental Draft, is the NFL's only active player who was taken in the Supplemental Draft.
- In his first five seasons (2019-23), appeared in 69 games (57 starts) with 382 tackles, 1.0 sack, nine tackles for loss, seven QB hits, nine INTs, 28 passes defended, a forced fumble and two fumble recoveries.
- Over the last three seasons (2021-23) has 307 tackles, eight INTs and 24 passes defended. Joins LAC's Derwin James, Philly's Kevin Byard and Seattle's Julian Love as the only NFL DBs with 300+ tackles, 5+ INTs and 10+ passes defended during that span.
- Along with fellow AZ S Budda Baker (296), the duo both rank in the top-5 in tackles among NFL DBs over the last three seasons (2021-23).
- Had a career year in 2023, starting all 15 games played and totaling 78 tackles, a team-high four INTs, nine passes defended, five tackles for loss, three QB hits and a forced fumble. His four INTs, nine passes defended, five tackles for loss and 1.0 sack were all career highs.
- Over his final seven games played in '23, recorded 38 tackles, three INTs, six passes defended, a sack, two QB hits and two tackles for loss.
- After posting just one INT in his first 29 career games, has recorded eight INTs in his last 40 games.
- In Week 11 of the 2023 season at Houston, had a sack of Texans QB C.J. Stroud and a red zone INT. He joined S Budda Baker (one sack and an INT in Week 6 of 2020) as the only Cardinals DBs in the last 13 seasons to have a sack and an INT in a game.
- The only Cardinals defender to start all 17 games in 2022, finished the year with 109 tackles, a tackle for loss, a QB hit, an INT, a career-high eight passes defended and a fumble recovery.
- Had a breakout season in 2021, establishing career highs in tackles (120), solo tackles (79), INTs (3) and tackles for loss (3). He was one of just five players - and three DBs - in the NFL with 100+ tackles, 3+ INTs and 5+ passes defended during the regular season.
- His 120 tackles in 2021 were a team high and also marked the second-highest total in the NFL among defensive backs behind only Pittsburgh S Minkah Fitzpatrick (124).

**PRO CAREER:**

Selected in the fifth round of the 2019 NFL Supplemental Draft. Re-signed with the Cardinals to a three-year contract through the 2025 season on 9/2/22.

**2023:** Started all 15 games he appeared in (missed two games due to a hamstring injury) ... posted 78 tackles (59 solo), five tackles for loss, one sack (the first of his career), three QB hits, nine passes defended, a team and career-high four INTs and a forced fumble which was also the first of his career ... had five tackles (three solo) in the season opener @ Was (9/10) ... had seven tackles (five solo), one TFL and one INT that he returned for a career-long 35 yards vs. NYG (9/17) ... recorded eight tackles (five solo) and one pass defended in Cardinals win vs. Dal (9/24) ... had three solo tackles @ SF (10/1) ... started vs. Cin (10/8) posting three solo tackles (one for loss) and one forced fumble, the first of his career ... posted six tackles (including one for loss) and a pass defended in his return to the starting lineup vs. Bal (10/29) ... had five tackles and a QB hit @ Cle (11/5) ... recorded three tackles vs. Atl (11/12) ... had a team-high eight tackles, a sack of QB C.J. Stroud for a loss of nine yards (which marked the first of his career) and one INT @ Hou (11/19); joined S Budda Baker as the only Cardinals DBs in the last 13 seasons to have a sack and an INT in a game ... posted seven tackles and an INT of QB Matthew Stafford for a return of 14 yards vs. LAR (11/26), which marked the first time since 2021 (CB Byron - Murphy Weeks 3-4) that a Cardinals DB had an INT in back-to-back games ... recorded seven tackles and a QB hit @ Pit (12/3) ... had a team-high six tackles vs. SF (12/17) ... recorded

five tackles (including one for loss), a career-high three passes defended and one INT @ Chi (12/24); the INT gave him a single season career-high four INTs in 2023 ... posted three tackles @ Phi (12/31) ... tallied two solo tackles and a pass defended in the season finale vs. Sea (1/7/24).

**COLLEGE:**

Totaled 191 tackles, 11.5 tackles for loss, six INTs, 23 passes defended, two forced fumbles and five fumble recoveries in 39 games (all starts) in three seasons (2016-18) at Washington State ... earned All-Pac-12 Conference honorable mention and named to the Bednarik Award Watch List as a junior in 2018 ... started all 13 games for the third consecutive season and totaled 67 tackles, three tackles for loss, two INTs, a career-high 10 passes defended, a forced fumble and a fumble recovery ... received first-team (AP) and second-team (coaches) All-Pac-12 Conference accolades after setting career highs with 73 tackles (team high), 5.5 tackles for loss, four INTs and three fumble recoveries in 13 games (all starts) ... tied for third in the Pac-12 with four INTs and tied for the conference lead with three fumble recoveries ... named a true freshman All-American by ESPN.com ... started all 13 games and posted 51 tackles, three tackles for loss, a team-high seven passes defended, a forced fumble and a fumble recovery.

**PERSONAL:**

Played football at Downey (CA) High School (2014-15) and La Serna (Whittier, CA) High School (2012-13) ... earned All-CIF Southern Section, All-San Gabriel Valley League and Long Beach



Press-Telegram All-Area Dream Team honors after intercepting five passes and averaging 20.2 yards per catch as a senior for the Vikings ... garnered All-CIF and All-League accolades after recording 57 tackles and one INT as a junior in 2014 ... also

caught 22 passes for 450 yards and four TDs ... received All-San Gabriel Valley League honorable mention and helped LSHS to a 11-3 record and a CIF Championship as a sophomore in 2013.

### THOMPSON CAREER STATS

DATE	TEAM	GP	GS	TACKLES								INTERCEPTIONS					FUMBLES				ST				
				TK	S	A	TFL	YDS	SK	YDS	QBH	NO	YDS	LG	TD	PD	FF	FR	TD	YDS	TK	S	A	FF	FR
2019	Cardinals	15	9	56	44	12	0	0	0.0	0.0	1	1	18	18	0	3	0	1	0	24	1	1	0	0	0
2020	Cardinals	5	4	19	16	3	0	0	0.0	0.0	0	0	0	0	0	1	0	0	0	0	0	0	0	0	
2021	Cardinals	17	12	120	78	42	3	4	0.0	0.0	2	3	49	33	0	7	0	0	0	0	1	1	0	0	0
2022	Cardinals	17	17	109	78	31	1	2	0.0	0.0	1	1	0	0	0	8	0	1	0	0	1	1	0	0	0
2023	Cardinals	15	15	78	59	19	5	15	1.0	9.0	3	4	49	35	0	9	1	0	0	0	0	0	0	0	0
<b>NFL TOTALS</b>		<b>69</b>	<b>57</b>	<b>382</b>	<b>275</b>	<b>107</b>	<b>9</b>	<b>21</b>	<b>1.0</b>	<b>9.0</b>	<b>7</b>	<b>9</b>	<b>116</b>	<b>35</b>	<b>0</b>	<b>28</b>	<b>1</b>	<b>2</b>	<b>0</b>	<b>24</b>	<b>3</b>	<b>3</b>	<b>0</b>	<b>0</b>	<b>0</b>

### THOMPSON POSTSEASON STATS

DATE	TEAM	GP	GS	TACKLES								INTERCEPTIONS					FUMBLES				ST				
				TK	S	A	TFL	YDS	SK	YDS	QBH	NO	YDS	LG	TD	PD	FF	FR	TD	YDS	TK	S	A	FF	FR
2021	Cardinals	1	1	12	6	6	0	0	0.0	0.0	0	0	0	0	0	0	0	0	0	0	0	0	0	0	0
<b>NFL TOTALS</b>		<b>1</b>	<b>1</b>	<b>12</b>	<b>6</b>	<b>6</b>	<b>0</b>	<b>0</b>	<b>0.0</b>	<b>0.0</b>	<b>0</b>	<b>0</b>	<b>0</b>	<b>0</b>	<b>0</b>	<b>0</b>	<b>0</b>	<b>0</b>	<b>0</b>	<b>0</b>	<b>0</b>	<b>0</b>	<b>0</b>	<b>0</b>	<b>0</b>

#### SINGLE-GAME HIGHS: DEFENSIVE

**Total Tackles** 10 at Atlanta Falcons, Jan 01, 2023  
...6 more at 10.

**Solo Tackles** 9 vs. Tampa Bay Buccaneers, Dec 25, 2022  
...1 more at 9.

**Sacks** 1.0 at Houston Texans, Nov 19, 2023

**Passes Defensed** 3 at Chicago Bears, Dec 24, 2023

**Fumble Recoveries** 1 vs. Los Angeles Rams, Sep 25, 2022  
...1 more at 1.

**Tackles For Loss** 1 at Chicago Bears, Dec 24, 2023  
...8 more at 1.

**Interceptions** 1 at Chicago Bears, Dec 24, 2023  
...8 more at 1.

**Interception Long Return** 35 vs. New York Giants, Sep 17, 2023

**Special Teams Tackles** 1 vs. Tampa Bay Buccaneers, Dec 25, 2022  
...3 more at 1.

**Longest Opp Fumble Return** 24 vs. Cleveland Browns, Dec 15, 2019

#### SINGLE-GAME HIGHS - POSTSEASON: DEFENSIVE

**Total Tackles** 12 at Los Angeles Rams, Jan 17, 2022

**Solo Tackles** 6 at Los Angeles Rams, Jan 17, 2022

# KHYIRIS TONGA

95 | DEFENSIVE LINEMAN | 6-4 | 338

**COLLEGE:** BYU

**HOW ACQUIRED:** UFA-24 (Min)

**YEARS NFL/CARDINALS:** 4/1

**HOMETOWN:** West Valley, UT

**DOB:** July 7, 1996



**PRO CAREER:**

Drafted by Chicago in the seventh round (250th overall) of the 2021 NFL Draft. Released by the Bears on 8/31/22. Signed to the Falcons practice squad on 9/5/22. Signed to the Vikings active roster on 10/5/22. Re-signed with Minnesota on a one-year contract as an exclusive rights free agent on 2/17/23. Signed a one-year contract with the Cardinals on 3/15/24.

**2023:** Played 14 games with Minnesota, starting the final two contests ... totaled 15 tackles, two QB hits and one tackle for loss ... had three tackles @ Chi (10/15) ... collected two tackles @ Den (11/19) ... made his first start of the season vs. GB (12/31) and matched his career high with six tackles ... started the following week @ Det (1/7/24) and registered two tackles (one for loss) and one QB hit.

**COLLEGE:**

Played four seasons (2017-20) at BYU where he appeared in 50

games and totaled 130 tackles, 15.0 tackles for loss, 7.5 sacks, 12 passes defended and two forced fumbles ... as a senior in 2020, appeared in 11 games and had 36 tackles (2.5 for loss), three QB hits, 2.0 sacks, one forced fumble and a career-high five passes defended ... played 13 games as a junior in 2019 and recorded a career-high 45 tackles, 4.0 tackles for loss, 1.0 sack and two passes defended ... in 2018 as a sophomore, posted 30 tackles, 4.5 tackles for loss, 1.0 sack, two passes defended and one blocked field goal attempt ... played 13 games as freshman in 2017 and registered 19 tackles (4.0 for loss), 1.0 sack, one forced fumble and three passes defended.

**PERSONAL:**

First name pronounced "KYE-riss" ... attended Granger (West Valley, UT) High School where he played DL, OL and TE and earned first team all-region honors ... also played on the rugby team ... served as a missionary in Kansas prior to his time at BYU ... has a daughter, Siesia.

## TONGA CAREER STATS

DATE	TEAM	GP	GS	TACKLES								INTERCEPTIONS					FUMBLES				ST					MISC	
				TK	S	A	TFL	YDS	SK	YDS	QBH	NO	YDS	LG	TD	PD	FF	FR	TD	YDS	TK	S	A	FF	FR	S	A
2021	Bears	15	2	24	10	14	1	1	0.0	0.0	0	0	0	0	0	0	0	1	0	0	0	0	0	0	0	0	0
2022	Vikings	11	2	28	12	16	1	1	0.5	3.5	2	0	0	0	0	4	0	0	0	0	0	0	0	0	0	0	
2023	Vikings	14	2	15	9	6	1	4	0.0	0.0	2	0	0	0	0	0	0	0	0	0	0	0	0	0	0	0	
<b>NFL TOTALS</b>		<b>40</b>	<b>6</b>	<b>67</b>	<b>31</b>	<b>36</b>	<b>3</b>	<b>6</b>	<b>0.5</b>	<b>3.5</b>	<b>4</b>	<b>0</b>	<b>0</b>	<b>0</b>	<b>0</b>	<b>4</b>	<b>0</b>	<b>1</b>	<b>0</b>	<b>0</b>	<b>0</b>	<b>0</b>	<b>0</b>	<b>0</b>	<b>0</b>	<b>0</b>	

## TONGA POSTSEASON STATS

DATE	TEAM	GP	GS	TACKLES								INTERCEPTIONS					FUMBLES				ST					MISC	
				TK	S	A	TFL	YDS	SK	YDS	QBH	NO	YDS	LG	TD	PD	FF	FR	TD	YDS	TK	S	A	FF	FR	S	A
2022	Vikings	1	0	1	0	1	0	0	0.0	0.0	0	0	0	0	0	0	0	0	0	0	0	0	0	0	0	0	
<b>NFL TOTALS</b>		<b>1</b>	<b>0</b>	<b>1</b>	<b>0</b>	<b>1</b>	<b>0</b>	<b>0</b>	<b>0.0</b>	<b>0.0</b>	<b>0</b>	<b>0</b>	<b>0</b>	<b>0</b>	<b>0</b>	<b>0</b>	<b>0</b>	<b>0</b>	<b>0</b>	<b>0</b>	<b>0</b>	<b>0</b>	<b>0</b>	<b>0</b>	<b>0</b>		

### SINGLE-GAME HIGHS: DEFENSIVE

**Total Tackles** 6 vs. Green Bay Packers, Dec 31, 2023  
...1 more at 6.

**Solo Tackles** 3 at Minnesota Vikings, Dec 17, 2022  
...2 more at 3.

**Fumble Recoveries** 1 vs. New York Giants, Jan 02, 2022

**Tackles For Loss** 1 at Detroit Lions, Jan 07, 2024  
...2 more at 1.





# CLAYTON TUNE

15 | QUARTERBACK | 6-3 | 220


**COLLEGE:** Houston

**HOW ACQUIRED:** D5a-23

**YEARS NFL/CARDINALS:** 2/2

**HOMETOWN:** Carrollton, TX

**DOB:** March 23, 1999



## NOTE CARDS

- Selected by the Cardinals in the fifth round (139th overall) of the 2023 NFL Draft out of Houston. Played in seven games (one start) in his debut season and had a rushing TD while serving as the team's QB on short-yardage situations.
- Member of a Cardinals rookie class that led the NFL in total offensive/defensive snaps (4,654) by rookies and total starts (64) by rookies. Was also one of an NFL-high 11 rookies who started for the Cards in '23.
- Great-great uncle Jimmy Lawrence was the Cardinals first-ever draft pick. During the inaugural NFL Draft held at the Ritz Carlton in Philadelphia in 1936, the Cardinals selected Lawrence in the first round (5th overall) out of TCU.
- One of 12 QBs selected in the first five rounds of the 2023 NFL Draft, setting a new common-era draft record.
- Grew up in Carrollton, TX, which is just 20 miles away from fellow Cardinals QB Kyler Murray's hometown of Allen, TX.

### PRO CAREER:

Originally entered the NFL as a Cardinals fifth-round (139th overall) pick in the 2023 NFL Draft out of Houston.

**2023:** Appeared in seven games (one start) in his rookie season ... completed 12-of-21 pass attempts for 62 yards along with eight carries for 30 yards and a TD ... completed a four-yard pass on a fake punt in his NFL debut @ Sea (10/22) ... made first career start @ Cle (11/5), completing 11-of-20 passes for 58 yards ... scored first career TD on a one-yard run vs. Atl (11/12) ... had a one-yard rush for a successful two-point conversion attempt vs. LAR (11/26) ... saw action vs. SF (12/17) and @ Phi (12/31) and in the season finale vs. Sea (1/7/24).

### COLLEGE:

In his five years (2018-22) with the Cougars, was a three-time team captain (2020-22) and played 47 games (44 starts), completing 956-of-1,497 pass attempts (63.9%) for 11,994 yards and 104 TDs ... also ran for 1,248 yards and 15 TDs on 412 carries ... left Houston ranked second in school history in career TD passes (104) and TDs responsible for (119), third in school annals with 956 completions and fourth in career victories (25) ... his 119 TDs responsible for are an American Athletic Conference record ... in his final two years at Houston (2021-22), led the Cougars to a 20-7 record and was named the MVP of the Birmingham Bowl (2021 vs. Auburn) and Offensive MVP of the Independence Bowl (2022 vs. Louisiana) ... had 13 games of 300+ passing yards, four of 400+ passing yards and a career-high of 527 yards ... had three games of 100+ rushing yards ... had multiple TD passes in a game 34 times, including 16 outings with 3+ passing TDs and seven games with 4+ TD passes ... as a senior captain in 2022, earned first-team All-American Athletic Conference honors after completing 334-of-496 pass attempts (67.3%) for 4,074 yards and 40 TDs ... also led the team in rushing with 128 carries for 544 yards and five TDs ... ranked second nationally in points responsible for per game (21.2), third in the FBS in passing TDs (40), fifth nationally in passing yards per game (313.4) and seventh nationally in completions per game (25.69) ... according to PFF.com, his 92.0 QB grade and 91.3 passing grade both tied for best in the country ... Earl Campbell Tyler Rose Award semifinalist and Manning Academy Nike Air-It-Out Winner ... ranked fourth in the

nation with five games of 350+ passing yards, fourth with six games of a 70.0+ completion percentage and fifth nationally with 11 games of 20+ completions ... over the final eight games, threw for 2,773 yards and 31 TDs ... had at least one TD pass in all 13 games and multiple TD passes in 11 contests ... against Southern Methodist (11/5), threw for 527 yards and seven TDs while rushing for 111 yards and a TD (run of 55 yards), becoming the only FBS player in 2022 to pass for 500+ yards and rush for 100+ yards in a single game ... started all 14 games in 2021 and led Houston to an 12-2 record, marking just the third season of 12+ wins in school history and the first since 2015 (13) ... completed 287-of-420 pass attempts (68.3%) for 3,544 yards and 30 TDs while also rushing for 154 yards and two TDs on 105 carries ... established career highs in completion percentage (68.3) and passing yards per attempt (8.4) ... ranked second in the AAC in completions, passing yards and TDs ... had at least one TD pass in 13 games, including multiple TD passes in 11 contests ... started all eight games in 2020 and completed 170-of-285 pass attempts (59.6%) for 2,048 yards and 15 TDs while also rushing for 253 yards and five TDs on 72 carries ... became the first Houston QB since Case Keenum (2011) to throw for 300+ yards in four consecutive games ... twice named to the AAC Honor Roll ... started the final seven games in 2019 and completed 106-of-179 pass attempts (59.2%) for 1,533 yards and 11 TDs while rushing for 244 yards and two TDs on 66 carries ... posted his first game of 300+ passing yards (393 vs. Navy) and 400+ passing yards (407 vs. Southern Methodist) ... also had his first career 100-yard rushing performance (100 @ North Texas) ... started two of five games played, stepping in for injured starter D'Eriq King for the final two contests ... completed 59-of-177 pass attempts for 795 yards and eight TDs compared to just two INTs ... also rushed for 53 yards and TD ... made his college debut vs. Texas Southern.

### PERSONAL:

Attended Hebron (Carrollton, TX) High School where he was rated the nation's #19 QB by ESPN after throwing for 6,686 yards and 66 TDs while rushing for 1,074 yards and 20 TDs ... as a senior in 2017, completed 181-of-270 passes for 2,416 yards and 23 TDs, also rushing for 368 yards and nine TDs ... totaled 2,445 passing yards and 22 TDs as a junior with 512 rushing yards and eight TDs ... threw for 1,825 yards and 21 TDs as a sophomore ... graduated with a bachelor's degree in Finance.



TUNE CAREER STATS

DATE	TEAM	GP	GS	PASSING										RUSHING					
				ATT.	CMP.	PCT.	YDS	AVG.	TD	INT.	LG	SK	LST	RATE	NO.	YDS.	AVG.	LG	TD
2023	Cardinals	7	1	21	12	57.1	62	3.0	0	2	14	7	41	22.6	8	30	3.8	11	1
<b>TOTALS</b>		<b>7</b>	<b>1</b>	<b>21</b>	<b>12</b>	<b>57.1</b>	<b>62</b>	<b>3.0</b>	<b>0</b>	<b>2</b>	<b>14</b>	<b>7</b>	<b>41</b>	<b>22.6</b>	<b>8</b>	<b>30</b>	<b>3.8</b>	<b>11</b>	<b>1</b>

SINGLE-GAME HIGHS: QUARTERBACK

<b>Pass Attempts</b>	20 at Cleveland Browns, Nov 05, 2023	<b>Passer Rating</b>	20.8 at Cleveland Browns, Nov 05, 2023
<b>Pass Completions</b>	11 at Cleveland Browns, Nov 05, 2023	<b>Rush Attempts</b>	5 at Cleveland Browns, Nov 05, 2023
<b>Yards Passing</b>	58 at Cleveland Browns, Nov 05, 2023	<b>Rushing Yards</b>	28 at Cleveland Browns, Nov 05, 2023
<b>Long Passes</b>	14 at Cleveland Browns, Nov 05, 2023	<b>Longest Runs</b>	11 at Cleveland Browns, Nov 05, 2023
<b>Completion Percentage</b>	55.0 at Cleveland Browns, Nov 05, 2023	<b>Rushing TDs</b>	1 vs. Atlanta Falcons, Nov 12, 2023

# TRAVIS VOKOLEK

81 | TIGHT END | 6-6 | 260


**COLLEGE:** Nebraska

**HOMETOWN:** Springfield, MO

**HOW ACQUIRED:** FA-23

**DOB:** June 4, 1998

**YEARS NFL/CARDINALS:** 1/1



**PRO CAREER:**

Originally signed by Baltimore as an undrafted rookie free agent on 5/4/23. Released by the Ravens on 8/29/23 and re-signed to Baltimore's practice squad on 8/30/23. Signed to the Cardinals active roster from the Ravens practice squad on 12/20/23.

**2023:** Spent the majority of the season on the Ravens practice squad ... appeared in the final two games of the regular season for the Cardinals after signing with Arizona in Week 16 ... inactive @ Chi (12/24) ... made Cardinals debut @ Phi (12/31), and helped block for the offense to run for over 200 yards ... played in the season finale vs. Sea (1/7/24), and helped block for over 200 rushing yards in the second consecutive game.

**COLLEGE:**

Spent four years (2019-22) at Nebraska following two seasons at Rutgers (2017-18) ... played 45 games (25 starts) over the course of his college career and finished with 57 receptions for 656 yards (11.5 avg.) and four TDs ... started nine of 10 games played in 2022 and set career highs with 20 catches for 240 yards (12.0 avg.) and two TDs ... in 2021, played eight games (three starts) and had 11 receptions for 127 yards (11.6 avg.) in addition to helping pave the way for Nebraska to run for over 2,000 yards ... appeared in all eight games (four starts) in 2020

and had nine catches for 91 yards (10.1 avg.) ... sat out the 2019 season per NCAA transfer rules, but earned Nebraska Offensive Scout Team MVP honors ... played in all 12 games (seven starts) in 2018 at Rutgers and totaled 16 catches for 184 yards (11.5 avg.) and two TDs; also helped Rutgers run for 1,609 rushing yards in a backfield that featured Panthers RB Raheem Blackshear and Chiefs RB Isiah Pacheco ... saw game action in seven games (two starts) in 2017 and had a 14-yard reception in addition to helping Rutgers run for 1,765 yards, including 713 from current Ravens RB Gus Edwards.

**PERSONAL:**

Last name is pronounced "VOKE-oh-leck" ... played at Kickapoo (Springfield, MO) High School where he played TE and DB for the Chiefs ... earned all-state honors on defense following his senior season in 2016 after totaling 90 tackles ... added 17 catches for 205 yards and two touchdowns as a senior ... also lettered in basketball and track & field ... named Academic All-Big Ten all three seasons at Nebraska (2020-22) ... earned the 2022 Big Ten Distinguished Scholar Award ... cousin, Chase Allen, played TE for the Bears ... uncle, Terry Allen, was a head coach at Kansas, Northern Iowa and Missouri State ... his father, D.J., has served as an assistant coach at Northwestern, Nebraska and Buffalo ... earned his bachelor's degree in Child, Youth and Family Studies ... volunteered his time at local hospitals while at Nebraska.

VOKOLEK CAREER STATS

DATE	TEAM	GP	GS	RECEIVING					RUSHING					
				NO.	YDS.	AVG.	LG	TD	NO.	YDS.	AVG.	LG	TD	
2023	Cardinals	2	0	0	0	0.0	0	0	0	0	0.0	0	0	0
<b>NFL TOTALS</b>		<b>2</b>	<b>0</b>	<b>0</b>	<b>0</b>	<b>0.0</b>	<b>0</b>	<b>0</b>	<b>0</b>	<b>0</b>	<b>0.0</b>	<b>0</b>	<b>0</b>	<b>0</b>



# XAVIER WEAVER

30 | WIDE RECEIVER | 6-0 | 169


**COLLEGE:** Colorado

**HOMETOWN:** Orlando, FL

**DOB:** October 12, 2000

**HOW ACQUIRED:** FA-24

◆ **ROOKIE** ◆



## COLLEGE CAREER:

Played 53 games (32 starts) and had 185 receptions for 2,649 yards and 12 TDs as well as five carries for 23 yards and three TDs over the course of his collegiate career at Colorado (2023) and South Florida (2019-22) ... also returned 21 punts for 234 yards (13.5 avg.) and a pair of kick returns for 19 yards ... his 117 career receptions and 1,741 career receiving yards at USF rank sixth and fourth in program history, respectively ... in 2023 at Colorado, played 12 games (10 starts) and led the Buffaloes with 68 receptions (7th most in Pac-12; 8th most in a season in program history) and 908 receiving yards; added six total TDs (four receiving, two rushing) and eight punt returns for 132 yards (16.5 avg.); set single-game career highs with 10 receptions for 170 receiving yards in a win vs. Nebraska (9/9) and surpassed the 100 receiving yard mark @ TCU (9/2) and vs. Stanford (10/13) ... earned All-AAC honors in his final season at USF in 2022 after starting all nine games he appeared in and having 53 catches for 718 yards (13.5 avg.) and six TDs; his 718

receiving yards marked the 5th most in a season in program history; logged games with 100+ receiving yards on the year vs. BYU (9/3), @ Cincinnati (10/8) and @ Temple (11/5) ... in 2021, started all 10 games he played and had 41 receptions for 715 yards (team-high 17.4 avg.) and two TDs; added nine punt returns for 116 yards (12.9 avg.) ... had the first game with 100+ receiving yards of his career vs. Houston (11/6) ... played nine games with three starts in 2020 and totaled 11 receptions for 142 yards ... appeared in 12 games in 2019 and had 12 catches for 166 yards.

## PERSONAL:

Played four years at Orlando (FL) Christian Prep where he had 110 catches for 2,124 yards and 32 TDs ... became the first player in school history to attend an FBS school ... helped guide the Warriors to a 9-2 record and the SSAC State Championship as a senior after having 34 receptions for 584 yards and 10 TDs ... also played basketball ... majored in Marketing.

## WEAVER STATS

DATE	TEAM	GP	GS	RUSHING					RECEIVING				
				NO.	YDS.	AVG.	LG	TD	NO.	YDS.	AVG.	LG	TD
2019	South Fla.	12	0	1	4	4.0	4	0	12	166	13.8	40	0
2020	South Fla.	8	2	0	0	0.0	0	0	10	136	13.6	26	0
2021	South Fla.	10	10	1	3	3.0	3	1	41	715	17.4	44	2
2022	South Fla.	9	9	1	1	1.0	1	0	53	718	13.5	63	6
2023	Colorado	12	10	2	15	7.5	14	2	68	908	13.4	48	4
<b>TOTALS</b>		<b>51</b>	<b>31</b>	<b>5</b>	<b>23</b>	<b>4.6</b>	<b>14</b>	<b>3</b>	<b>184</b>	<b>2,643</b>	<b>14.4</b>	<b>63</b>	<b>12</b>



**KYZIR WHITE****7 | LINEBACKER | 6-2 | 234****COLLEGE:** West Virginia**HOW ACQUIRED:** UFA-23 (Phi)**YEARS NFL/CARDINALS:** 7/2**HOMETOWN:** Emmaus, PA**DOB:** March 24, 1996**NOTE CARDS**

- First name pronounced “KY-zeer.”
- Signed a two-year contract with the Cardinals as an unrestricted free agent on 3/15/23 after spending his first five seasons with the Eagles (2022) and Chargers (2018-21). Originally drafted by Los Angeles in the fourth round (119th overall) of the 2018 NFL Draft.
- Named a captain for the first time in his career in his first season with the Cardinals in 2023.
- Played under current Cardinals head coach Jonathan Gannon and defensive coordinator Nick Rallis in Philadelphia in 2022. Gannon served as the Eagles defensive coordinator and Rallis was the LBs coach.
- In his first season with Arizona in 2023, started all 11 games played and finished with 90 tackles, a career-high 2.0 sacks, an INT, nine tackles for loss, three passes defended and two QB hits. Led the Cardinals in tackles (90) and tackles for loss (nine).
- In Week 3 win vs. Dallas in 2023, recorded 14 tackles, an INT, a pass defended and a tackle for loss. With the Cardinals leading 28-16 with 3:00 remaining, White’s INT of Cowboys QB Dak Prescott in the AZ end zone sealed the victory.
- Appeared in all 17 regular season games (eight starts) in 2022 with Philadelphia and had 110 tackles (66 solo), three tackles for loss, 1.5 sacks, seven passes defended and five QB pressures. He also played in all three postseason games (one start).
- With the Chargers in 2021, set career highs in games started (17), tackles (144), solo tackles (90), tackles for loss (7), INTs (2) and forced fumbles (2). He ranked third in the AFC in tackles in 2021 and had seven double-digit tackle games, the most for a Chargers player since 2008.
- One of seven children, Kyzir is the brother of former Cardinals WR Kevin White, who was drafted by the Chicago Bears with the 7th overall pick in the 2015 NFL Draft. Played at West Virginia with another brother, Ka’Raun, who attended training camp with the Cincinnati Bengals in 2018. All three brothers began their college careers at Lackawanna College before going on to play at West Virginia. Sister, Kiyae, played basketball at Auburn.

**PRO CAREER:**

Drafted by the Los Angeles Chargers in the fourth-round (119th overall) of the 2018 NFL Draft and appeared in 47 games (37 starts) in four seasons (2018-21) with the Chargers. Signed a one-year contract with Philadelphia on 3/26/22 and played all 17 regular season games and three postseason contests for the Eagles in 2022. Signed a two-year contract with the Cardinals on 3/15/23.

**2023:** Started all 11 games he appeared in before being placed on injured reserve with a biceps injury ... led the team with 90 tackles and nine tackles for loss ... added 2.0 sacks, three passes defended and one INT ... collected a team-high nine tackles (five solo) and one tackle for loss in Cardinals debut @ Was (9/10) ... started vs. NYG (9/17) and had seven tackles (five solo) and a sack, which gave him 4.0 sacks in his career ... had a game-high 14 tackles (eight solo), one TFL and a game-sealing INT of Cowboys QB Dak Prescott; joined S Budda Baker as the only Cardinals players to record at least 14 tackles and an INT in a single game since at least 1970 ... posted 10 tackles (one for loss) vs. Cin (10/8) ... had a team-high eight tackles (five solo) @ LAR (10/15) and notched his fifth career sack, taking down QB Matthew Stafford for a loss of seven yards ... registered five tackles (including two for loss) and a pass defended @ Sea (10/22) ... had a team-high nine tackles (including one for loss) vs. Bal (10/29) ... posted a team-high 11 tackles vs. Atl (11/12), marking the sixth time this season he has led the team in tackle ... recorded three tackles and one pass defended @ Hou (11/19) before leaving the game in the second quarter with a bicep

injury ... placed on injured reserve on 11/21.

**COLLEGE:**

Played safety for two seasons (2016-17) at West Virginia after transferring from Lackawanna College ... at West Virginia, started 25 games, piling up 152 tackles (113 solo), 14.5 tackles for loss, nine passes defended, four forced fumbles, a fumble recovery, 4.0 sacks and three INTs ... named second-team All-Big 12 as a senior in 2017 when he had 94 tackles (66 solo), 7.5 tackles for loss, seven passes defended, two forced fumbles, a sack and three INTs ... at Lackawanna College, recorded 71 tackles, 3.5 tackles for loss, 10 passes defended, four INTs and two fumble recoveries ... helped lead the Falcons to an 8-2 record as a sophomore in 2015, culminating in first-team All-Northeast Football Conference and PrepStar Junior College All-American honors.

**PERSONAL:**

Attended Emmaus (PA) High School where he helped lead the team to the playoffs in three of his four seasons ... served as a team captain and earned first-team All-Lehigh Valley Interscholastic Athletic Conference as a senior after leading the LVIAC in tackles ... two-time member of the Athletic Director’s Honor Roll ... played WR and CB while seeing action at RB in short-yardage situations ... provided instruction at youth football camps during his time at West Virginia and has represented the American Cancer Society to raise awareness for cancer research through the NFL’s *My Cause, My Cleats* initiative ... earned a bachelor’s degree in Multidisciplinary Studies.



## WHITE CAREER STATS

DATE	TEAM	GP	GS	TACKLES							INTERCEPTIONS					FUMBLES				ST		MISC					
				TK	S	A	TFL	YDS	SK	YDS	QBH	NO	YDS	LG	TD	PD	FF	FR	TD	YDS	TK	S	A	FF	FR	S	A
2018	Chargers	3	3	16	12	4	1	3	0.0	0.0	0	1	9	9	0	2	0	0	0	0	1	0	1	0	0	0	0
2019	Chargers	16	7	40	25	15	1	1	0.0	0.0	0	1	0	0	0	2	0	0	0	0	0	0	0	0	0	0	
2020	Chargers	11	10	77	50	27	4	11	0.5	4.5	3	0	0	0	0	3	0	0	0	0	0	0	0	0	0	0	
2021	Chargers	17	17	144	90	54	7	9	1.0	1.0	4	2	22	22	0	3	2	0	0	0	0	0	0	0	0	0	
2022	Eagles	17	8	110	66	44	3	9	1.5	6.5	3	0	0	0	0	7	0	0	0	0	0	0	0	0	0	0	
2023	Cardinals	11	11	90	53	37	9	24	2.0	10.0	2	1	0	0	0	3	0	0	0	0	0	0	0	0	0	0	
<b>NFL TOTALS</b>		<b>75</b>	<b>56</b>	<b>477</b>	<b>296</b>	<b>181</b>	<b>25</b>	<b>57</b>	<b>5.0</b>	<b>22.0</b>	<b>12</b>	<b>5</b>	<b>31</b>	<b>22</b>	<b>0</b>	<b>20</b>	<b>2</b>	<b>0</b>	<b>0</b>	<b>0</b>	<b>1</b>	<b>0</b>	<b>1</b>	<b>0</b>	<b>0</b>	<b>0</b>	

## WHITE POSTSEASON STATS

DATE	TEAM	GP	GS	TACKLES							INTERCEPTIONS					FUMBLES				ST		MISC				
				TK	S	A	TFL	YDS	SK	YDS	QBH	NO	YDS	LG	TD	PD	FF	FR	TD	YDS	TK	S	A	FF	FR	S
2022	Eagles	3	1	11	8	3	0	0	0.0	0.0	0	0	0	0	0	0	0	0	0	0	0	0	0	0	0	0
<b>NFL TOTALS</b>		<b>3</b>	<b>1</b>	<b>11</b>	<b>8</b>	<b>3</b>	<b>0</b>	<b>0</b>	<b>0.0</b>	<b>0.0</b>	<b>0</b>	<b>0</b>	<b>0</b>	<b>0</b>	<b>0</b>	<b>0</b>	<b>0</b>	<b>0</b>	<b>0</b>	<b>0</b>	<b>0</b>	<b>0</b>	<b>0</b>	<b>0</b>	<b>0</b>	<b>0</b>

## SINGLE-GAME HIGHS: DEFENSIVE

**Total Tackles** 15 at New Orleans Saints, Oct 12, 2020

**Solo Tackles** 10 at New Orleans Saints, Oct 12, 2020

**Sacks** 1.0 vs. New York Giants, Sep 17, 2023  
...2 more at 1.0.

**Passes Defensed** 2 vs. New York Giants, Jan 08, 2023  
...2 more at 2.

**Forced Fumbles** 2 at Washington Football Team, Sep 12, 2021

**Tackles For Loss** 2 at Seattle Seahawks, Oct 22, 2023

**Interceptions** 2 at Baltimore Ravens, Oct 17, 2021

**Interception Long Return** 22 at Baltimore Ravens, Oct 17, 2021

## BLAKE WHITEHEART

89 | TIGHT END | 6-4 | 247


COLLEGE: Wake Forest

HOW ACQUIRED: FA-23

YEARS NFL/CARDINALS: 1/1

HOMETOWN: Winston-Salem, NC

DOB: March 22, 2000



## PRO CAREER:

Originally signed with Arizona as an undrafted rookie free agent on 5/1/23. Released by the Cardinals on 8/30/23 and signed to the team's practice squad on 9/1/23. Promoted to the team's active roster on 10/24/23.

**2023:** Spent the first seven games of the season on the team's practice squad ... saw game action in two contests ... made NFL debut @ Hou (11/19), appearing on special teams ... saw first career action on offense @ Chi (12/24).

## COLLEGE:

Played five seasons (2018-22) at Wake Forest and appeared in 50 games with 44 receptions for 541 yards and six TDs ... as a redshirt senior in 2022, played in 12 games and set career highs in receptions (24), receiving yards (295) and TDs (3) ... earned All-ACC Academic Team honors ... in 2021, played all 14 games

and collected 15 receptions for 185 yards and three TDs; helped clinch the ACC Atlantic Division title with third and final TD reception of the season on 11/27 vs. Boston College ... played in nine games in 2020 and had five receptions for 61 yards ... appeared in 12 games in 2019 and earned first varsity letter ... in 2018 as a true freshman, played in three games.

## PERSONAL:

Played at Mount Tabor (Winston-Salem, NC) High School and was a four time All-Forsyth County selection ... played in the Shrine Bowl of the Carolinas All-Star as a senior ... as a junior and senior, earned All-conference honors and was named All-Northwest North Carolina each year ... helped Mount Tabor reach the third round of the Class 3-AA state playoffs with an 11-3 record ... four-year letterman in lacrosse and three-time all-conference selection, also earned all-region and All-State honorable mention accolades ... member of the National Honor Society ... majored in Communications.

## WHITEHEART CAREER STATS

DATE	TEAM	GP	GS	RECEIVING					RUSHING					
				NO.	YDS.	AVG.	LG	TD	NO.	YDS.	AVG.	LG	TD	
2023	Cardinals	2	0	0	0	0.0	0	0	0	0	0	0.0	0	0
<b>NFL TOTALS</b>		<b>2</b>	<b>0</b>	<b>0</b>	<b>0</b>	<b>0.0</b>	<b>0</b>	<b>0</b>	<b>0</b>	<b>0</b>	<b>0</b>	<b>0.0</b>	<b>0</b>	<b>0</b>

## ELIJAH WILKINSON

65 | OFFENSIVE LINEMAN | 6-6 | 314

COLLEGE: Massachusetts

HOW ACQUIRED: UFA-23 (Atl)

YEARS NFL/CARDINALS: 8/2

HOMETOWN: Downingtown, PA

DOB: February 10, 1995



## PRO CAREER:

Originally signed by the Denver Broncos as a rookie free agent on 5/12/17 and was released on 9/2/17. Signed to Denver's practice squad on 9/3/17 and was added to the active roster on 10/21/17. Re-signed with Denver to a one-year contract as an exclusive rights free agent on 3/13/18 and 4/1/19. Again re-signed with the Broncos on 4/17/20, a one-year contract as a restricted free agent. Signed a one-year contract with the Bears on 3/23/21. Signed a one-year contract with the Falcons on 3/17/22. Signed with the Cardinals on 4/4/23. Re-signed with Arizona to a one-year contract on 3/13/24.

**2023:** Started nine of 10 games played at LG and helped block for an offense to run for the second-most rushing yards per play (5.02) and the fourth-most total rushing yards (2,365 - most by Cardinals since 1979) in the NFL ... made first start as a member of the Cardinals at LG @ Was (9/10) ... started at LG vs. NYG (9/17); part of an offensive line that helped pave the way for RB James Conner to rush for over 100 yards and did not allow a sack ... started at LG in Cardinals win vs. Dal (9/24); blocked for an offense that rushed for 222 yards, marking the second-highest rushing total since the team ran for 261 yards @ Dal on 10/19/20 ... started at LG, helped block for 105 rushing yards against the NFL's top run defense @ SF (10/1) ... started at LG and helped the team rush for 142 yards and a TD on 22 attempts (6.5 avg.) vs. Cin (10/8) ... started at LG and helped the team rush for 130 yards @ LAR (10/15) ... played vs. SF (12/17) and helped block for the offense to rush for 234 yards against the NFL's top ranked run defense vs. SF (12/17) ... started at LG @

Chi (12/24) ... started at LG, helped allow just one sack and block for 221 rushing yards on a season-high 40 carries (5.5 avg.) @ Phi (12/31), including 128 rushing yards from RB James Conner; the Eagles had not allowed a 100-yard rusher in 24 games and a 200 rushing yard performance in 49 games headed into the contest ... started at LG in the season finale vs. Sea (1/7/24), helped block for over 200 rushing yards and a TD, including a career-high 150 rushing yards from RB James Conner.

## COLLEGE:

Appeared in 38 games (33 starts) in four seasons (2013-16) at UMass with all starts coming at right tackle ... as a senior in 2016, started all nine games played and helped the offense average 356.2 yards per game ... started all 10 games as a junior in 2015, blocking for a passing offense that ranked fourth in the Mid-American Conference in passing offense (257.5 ypg) while adding 142.3 rushing yards per contest ... started 12 games as a sophomore in 2014, paving the way for an offense that averaged 27.3 points per game and 421.1 yards per game ... played in six games (two starts) as a true freshman in 2013, seeing action on both the offensive and defensive lines.

## PERSONAL:

Attended Downingtown (PA) West High School, where he was named to the Philadelphia Inquirer All-Southeastern Pennsylvania second-team, first-team all-league and was named the county's Most Outstanding Offensive Lineman as a senior in 2012 ... Big-33 Football Classic selection.

## WILKINSON CAREER STATS

DATE	TEAM	GP	GS
2017	Broncos	9	0
2018	Broncos	12	7
2019	Broncos	15	12
2020	Broncos	9	7
2021	Bears	12	1
2022	Falcons	9	9
2023	Cardinals	10	9
<b>NFL TOTALS</b>		<b>76</b>	<b>45</b>





# GARRETT WILLIAMS

21 | CORNERBACK | 5-10 | 192

**COLLEGE:** Syracuse

**HOW ACQUIRED:** D3a-23

**YEARS NFL/CARDINALS:** 2/2

**HOMETOWN:** Harrisburg, NC

**DOB:** June 1, 2001



## NOTECARDS

- Selected by the Cardinals in the third round (72nd overall) of the 2023 NFL Draft out of Syracuse. Started six-of-nine games played in his debut season and totaled 23 tackles, an INT, two passes defended and a tackle for loss.
- Member of a Cardinals rookie class that led the NFL in total offensive/defensive snaps (4,654) by rookies and total starts (64) by rookies. Was also one of an NFL-high 11 rookies who started for the Cards in '23.
- After missing the first six games of '23 recovering from an injury suffered in his final year at Syracuse, made his NFL debut in Week 7 at Seattle. Recorded an INT of Seahawks QB Geno Smith, becoming the first Cardinals player to have an INT in his first career game since Hall of Fame CB Aeneas Williams in 1991.
- Honored with Syracuse's Pat Miller Award in 2022 which is given to the total package student-athlete and honors an outstanding athlete, student and citizen who is a loyal and dedicated teammate, excels in the classroom and is a selfless contributor in his community.

### PRO CAREER:

Originally entered the NFL as a Cardinals third-round (72nd overall) pick in the 2023 NFL Draft out of Syracuse.

**2023:** Appeared in nine games (six starts) in his rookie season (missed eight games due to injury) ... posted 23 tackles (19 solo), one tackle for loss, two passes defended and an INT ... made his NFL debut @ Sea (10/22) and recorded two tackles and an INT; stopped a potential Seahawks scoring drive when he intercepted a Geno Smith pass at the AZ one-yard line late in the third quarter, becoming the first Cardinals player with an INT in his first career game since Hall of Fame CB Aeneas Williams in 1991 ... made first career start vs. Bal (10/29) and had one tackle ... recorded four tackles and one pass defended @ Cle (11/5) ... tallied one tackle vs. Atl (11/12) ... had one solo tackle @ Hou (11/19) ... posted five tackles (four solo) vs. LAR (11/26) ... recorded four tackles in Cardinals win @ Pit (12/3) ... had five tackles (including one for loss) vs. SF (12/17).

### COLLEGE:

Spent four seasons (2019-22) at Syracuse where he appeared in 32 games (28 starts) and had 152 tackles, 9.5 tackles for loss, 2.0 sacks, four INTs (one returned for a TD), 27 passes defended, a forced fumble and a fumble recovery ... three-time All-ACC selection and freshman All-American (2020), Williams led the ACC in passes defended in both 2020 and 2021 before an injury-shortened season in 2022 ... finished his career tied for 8th in program history with 23 passes defended and his 152 tackles are 21st in Syracuse history by a DB, despite only playing three full seasons ... named a team captain and earned honorable mention All-ACC honors in an injury-shortened redshirt sophomore season ... started all seven games played before suffering a season-ending knee injury ... finished second on the team in INTs (2) and passes defended (3), despite only playing half a season ...

anchored a defensive unit that finished in the season 14th nationally in pass defense (184.8) and 21st in total defense (328.6) ... allowed just 14 completions through seven games ... earned All-ACC honors after starting all 10 games ... led all Syracuse DBs with 52 tackles and five tackles for loss ... led the ACC in passes defended (10) for the second-straight season, ranking second in the ACC in passes defended per game ... Ben Schwartzwalder Award winner and member of the SU Athletic Director's Honor Roll in the spring semester ... had his best season as a redshirt freshman in 2020, starting 11 games and recording a career-high 64 tackles, two INTs (one returned for a TD), an ACC-leading 12 passes defended and three tackles for loss ... in addition to leading the ACC, his 12 passes defended ranked 7th nationally ... named freshman All-American by The Athletic ... honorable mention All-ACC ... recorded his first college INT when he picked off a Trevor Lawrence pass and returned it 39 yards for a TD; was the first pick-six surrendered by Lawrence in his record-breaking college career ... according to Pro Football Focus, the CB pair of Williams and Ifeatu Melifonwu were the seventh-highest graded duo in the FBS ... appeared in four games on special teams in a redshirt season.

### PERSONAL:

Attended Hickory Ridge (Harrisburg, NC) High School where he was considered one of the top overall prospects in North Carolina by Rivals.com (No. 53), ESPN (No. 61) and 247Sports.com (No. 74) ... 2018 Southwestern 4A All-Conference choice as a senior ... voted to the 2017 Charlotte Observer all-region first team as a junior in 2017, also earning Independent Tribune Football "Dream Team" honors ... had 68 tackles, three INTs and 18 passes defended as a junior ... added 639 all-purpose yards and four TDs for an 11-3 Hickory Ridge squad that reached the third round of the 2017 NCHSAA 4A playoffs ... also a sprinter for the Hickory Ridge track team ... dual major in Marketing Management and Retail Management.



WILLIAMS CAREER STATS

DATE	TEAM	GP	GS	TACKLES							INTERCEPTIONS					FUMBLES				ST		MISC				
				TK	S	A	TFL	YDS	SK	YDS	QBH	NO	YDS	LG	TD	PD	FF	FR	TD	YDS	TK	S	A	FF	FR	S
2023	Cardinals	9	6	23	19	4	1	2	0.0	0.0	0	1	0	0	0	2	0	0	0	0	0	0	0	0	0	0
<b>NFL TOTALS</b>		<b>9</b>	<b>6</b>	<b>23</b>	<b>19</b>	<b>4</b>	<b>1</b>	<b>2</b>	<b>0.0</b>	<b>0.0</b>	<b>0</b>	<b>1</b>	<b>0</b>	<b>0</b>	<b>0</b>	<b>2</b>	<b>0</b>	<b>0</b>	<b>0</b>	<b>0</b>	<b>0</b>	<b>0</b>	<b>0</b>	<b>0</b>	<b>0</b>	

SINGLE-GAME HIGHS: DEFENSIVE

**Total Tackles** 5 vs. San Francisco 49ers, Dec 17, 2023  
...1 more at 5.

**Solo Tackles** 4 vs. San Francisco 49ers, Dec 17, 2023  
...1 more at 4.

**Passes Defensed** 1 at Cleveland Browns, Nov 05, 2023  
...1 more at 1.

**Interceptions** 1 at Seattle Seahawks, Oct 22, 2023

JONAH WILLIAMS

73 | OFFENSIVE LINEMAN | 6-5 | 312


COLLEGE: Alabama

HOW ACQUIRED: UFA-24 (Cin)

YEARS NFL/CARDINALS: 5/1

HOMETOWN: Folsom, CA

DOB: November 17, 1997



NOTE CARDS

- Signed a two-year contract with the Cardinals on 3/14/24 as an unrestricted free agent following five seasons (2020-23) with the Cincinnati Bengals, who selected him in the first round (11th overall) of the 2019 NFL Draft.
- Started all 59 regular season games and five postseason games played with Cincinnati. All of his starts came at left tackle before switching to the right side last season, where he started all 17 games and played every offensive snap.
- While with the Bengals, helped RB Joe Mixon rush for 1,000+ yards in two of the past three seasons and protected QB Joe Burrow as he set single-season Cincinnati franchise records for completions (414) and passing touchdowns (35) in 2022 and passing yards (4,611) and passer rating (108.3) in 2021.
- In 2021, was an AFC Champion and played in Super Bowl LVI with the Bengals.

PRO CAREER:

Originally drafted in the first round (11th overall) by Cincinnati in 2019. The Bengals exercised his fifth-year option on 4/29/22. Signed a two-year contract with the Cardinals on 3/14/24.

**2023:** Started all 17 games at right tackle and played every offensive snap for Cincinnati ... helped Joe Mixon run for 1,000+ yards for the second time in three seasons ... helped protect Joe Burrow who completed 31-of-44 pass attempts for 348 yards and two TDs while only being sacked once in a win vs. Buf (11/5) ... part of an offensive line that did not allow a sack of Jake Browning who completed 18-of-24 pass attempts for 275 yards and two TDs in a win vs. Ind (12/10) ... protected Browning at Jax (12/4) as he put together a career performance, completing 32-of-37 pass attempts (86.5%) for 354 yards and a TD in an overtime win ... helped pave the way for a season-high 183 rushing yards, including 111 from Mixon, in the season finale vs. Cle (1/7/24).

COLLEGE:

Started all 44 games played in three years (2016-18) at Alabama ... played in the College Football Playoff National Championship Game all three years, winning the national title in 2017 ... earned unanimous first team All-American honors (Walter Camp, the FWAA, Associated Press, The Sporting News and the AFCA), was named to the All-SEC first team and won the SEC Jacobs Blocking Trophy (presented to the conference's top offensive

lineman) as a junior in 2018; started all 15 games at LT and helped open holes for the nation's third-highest ranked scoring offense (45.6 points per game) and sixth-highest ranked total offense (522.0 yards per game) ... earned third team All-American honors and first-team All-SEC honors from the AP as a sophomore in 2017 after he started all 14 games at LT including the National Championship win over Georgia; helped Alabama run for 300+ yards in four games ... started all 15 games as a true freshman in 2016 at RT and was named to the SEC All-Freshman Team by the conference coaches while earning second team All-SEC honors from the AP.

PERSONAL:

Attended Folsom (CA) High School where he was rated as a five-star recruit, the sixth-highest ranked offensive tackle in the country and third-highest ranked player in California by 247Sports ... helped protect current Bengals QB Jake Browning at Folsom as he won back-to-back California Gatorade High School Player of the Year awards, set California records in completions (1,191), passing yards (16,775) and passing TDs (229) and established the national record for TD passes in a season (91) ... teammates with current Cardinals LB Mack Wilson Sr. at Alabama ... loves to cook and first found the hobby at Alabama where he sought advice from the team nutritionist and chefs, read cookbooks, and watched hours of YouTube videos ... wears #73 in honor of Pro Football Hall of Famer Joe Thomas ... has a daughter, Pia.



## WILLIAMS CAREER STATS

DATE	TEAM	GP	GS
2020	Bengals	10	10
2021	Bengals	16	16
2022	Bengals	16	16
2023	Bengals	17	17
<b>NFL TOTALS</b>		<b>59</b>	<b>59</b>

## WILLIAMS POSTSEASON STATS

DATE	TEAM	GP	GS
2021	Bengals	4	4
2022	Bengals	1	1
<b>NFL TOTALS</b>		<b>5</b>	<b>5</b>

## DIVAAD WILSON

27 | CORNERBACK | 6-0 | 195


COLLEGE: Central Florida

HOW ACQUIRED: FA-23

YEARS NFL/CARDINALS: 1/1

HOMETOWN: Miami, FL

DOB: January 26, 2000



## PRO CAREER:

Originally entered the NFL as an undrafted rookie free agent with Jacksonville on 5/1/23. Released by Jacksonville on 8/29/23 and signed to the Cardinals practice squad on 8/31/23. Elevated to the Cardinals active roster on 11/25/23.

**2023:** Spent the majority of the season on the practice squad ... appeared in two games with one start and finished the season with five tackles ... made his NFL debut vs. LAR (11/26) ... made first career start @ Pit (12/3) and had four tackles.

## COLLEGE:

Spent three seasons (2020-22) at UCF and appeared in 30 games (23 starts) where he totaled 124 tackles, five INTs, 4.5 tackles for loss, 1.0 sack and one forced fumble after transferring from the University of Georgia where he spent two years (2018-19) ...

appeared in all 12 games (11 starts) in 2022 and registered 41 tackles and a team-high three INTs ... earned All-AAC second-team honors in 2021 after playing 13 games (12 starts) and notching 72 tackles (3.5 for loss), two INTs and 1.0 sack ... played in 13 games in 2019 at Georgia and finished with 24 tackles and one INT ... redshirted in 2018.

## PERSONAL:

First name is pronounced 'DUH-vahd' ... attended Miami (FL) Northwestern High School ... served as a team captain as a senior in 2017 and helped led the Bulls to a 13-2-1 season and the FHSAA Class 6A title as well a No. 10 ranking nationally and a berth in the GEICO State Champions Bowl Series ... competed in the 100 meters, 200 meters, 4x100 meter relay, high jump and long jump for Northwestern's track & field team ... majored in Interdisciplinary Studies.

## WILSON CAREER STATS

DATE	TEAM	GP	GS	TACKLES							INTERCEPTIONS					FUMBLES				ST					MISC			
				TK	S	A	TFL	YDS	SK	YDS	QBH	NO	YDS	LG	TD	PD	FF	FR	TD	YDS	TK	S	A	FF	FR	S	A	
2023	Cardinals	2	1	5	4	1	0	0	0.0	0.0	0	0	0	0	0	0	0	0	0	0	0	0	0	0	0	0	0	0
<b>NFL TOTALS</b>		<b>2</b>	<b>1</b>	<b>5</b>	<b>4</b>	<b>1</b>	<b>0</b>	<b>0</b>	<b>0.0</b>	<b>0.0</b>	<b>0</b>	<b>0</b>	<b>0</b>	<b>0</b>	<b>0</b>	<b>0</b>	<b>0</b>	<b>0</b>	<b>0</b>	<b>0</b>	<b>0</b>	<b>0</b>	<b>0</b>	<b>0</b>	<b>0</b>	<b>0</b>	<b>0</b>	<b>0</b>

## SINGLE-GAME HIGHS: DEFENSIVE

Total Tackles 4 at Pittsburgh Steelers, Dec 03, 2023

Solo Tackles 3 at Pittsburgh Steelers, Dec 03, 2023



**MICHAEL WILSON****14 | WIDE RECEIVER | 6-2 | 213****COLLEGE:** Stanford**HOW ACQUIRED:** D3b-23**YEARS NFL/CARDINALS:** 2/2**HOMETOWN:** Simi Valley, CA**DOB:** February 23, 2000**NOTE CARDS**

- Selected by the Cardinals in the third round (94th overall) of the 2023 NFL Draft out of Stanford. Finished his rookie season having appeared in 13 games (12 starts) and recording 38 receptions for 565 yards and three TDs.
- Member of a Cardinals rookie class that led the NFL in total offensive/defensive snaps (4,654) by rookies and total starts (64) by rookies.
- In his final two games played as a rookie, hauled in 10 catches for 130 yards, a TD and a two-point conversion.
- In Week 4 at the 49ers in '23, hauled in seven receptions for 76 yards and two TDs to become just the fifth Cardinals rookie WR in the last 51 years to have multiple TD receptions in a game.
- Four-time member of the Pac-12 All-Academic Honor Roll (2019, 2020, 2021, 2022), Wilson graduated from Stanford with a master's degree in Communication and Media Studies in 2022 and a bachelor's degree in Management Science and Engineering, Finance, and Decision in 2021.

**PRO CAREER:**

Originally entered the NFL as a Cardinals third-round (84th overall) pick in the 2023 NFL Draft out of Stanford.

**2023:** Started in all but one of the 13 games played and finished his rookie season with 38 receptions for 565 yards (14.9 avg.) and three TDs ... started in his NFL debut @ Was (9/10) and hauled in two receptions for 19 yards ... made second career start vs. NYG (9/17) and recorded three receptions for 56 yards ... had two receptions for a team-high 86 yards vs. Dal (9/24), including a season-long 69-yard reception ... started @ SF (10/1) and had seven receptions for 76 yards and two TDs, becoming just the third Cardinals rookie in the last 20 seasons to have a multiple TD catches in game, joining Larry Fitzgerald (2004) and John Brown (2014); ranked sixth among NFL rookies with 237 receiving yards through Week 4 ... hauled in three catches for 62 yards @ LAR (10/15) ... had four receptions for 58 yards vs. Bal (10/29) ... registered three receptions for 34 yards in Cardinals win vs. Atl (11/12) ... posted four receptions for 35 yards and a TD and scored his first career two-point conversion @ Phi (12/31); became the first Cardinals rookie since 2018 (Christian Kirk, 3) to have at least three receiving TDs in his debut season ... hauled in six receptions for a season-high 95 yards in the season finale vs. Sea (1/7/24).

**COLLEGE:**

Played five years (2018-22) at Stanford where he appeared 39 games (30 starts) and totaled 134 receptions for 1,662 yards (12.4 avg.) and 11 TDs ... a two-time honorable-mention All-Pac-12 selection (2020, 2022) ... four-time Pac-12 All-Academic Honor Roll selection (2019, 2020, 2021, 2022) ... started all six games played in 2022 and earned All-Pac-12 honorable mention honors before a season-ending injury as a fifth-year senior ... had 16 receptions for 418 yards and four TDs, set career highs for receiving yards per game (69.7) and receiving average (16.1) ... named a team captain and voted as the Jim Reynolds Award winner ... returned from an injury to start the final four games in 2021 and had 19 receptions for 185 yards ... selected as the Al Masters Award and Jim Reynolds Award winner ... member of the Pac-12 Academic Honor Roll ... earned honorable mention All-

Pac-12 honors in 2020 from the conference's coaches despite starting just four games prior to a season-ending injury ... finished third on the team with 19 catches for 261 yards and a TD ... member of the Pac-12 All-Academic Honor Roll ... had the best season of his career as a sophomore in 2019, starting all 12 games and leading the team with 56 catches for 672 yards and five TDs ... added 12 punt returns for 72 yards ... had eight games with at least five receptions, including a career-high 10-catch performance in the season finale @ Notre Dame ... member of the Pac-12 All-Academic Honor Roll ... appeared in all 13 games with two starts as a true freshman, finishing with 14 receptions for 126 yards and a TD ... also returned eight punts for 65 yards and had two carries for nine yards ... had at least one catch in nine games, including in each of the last eight contests ... collected his first career TD on a 26-yard reception vs. Utah (10/6).

**PERSONAL:**

Attended Chaminade (CA) High School where he was a four-star recruit by Rivals.com, ESPN, 247Sports and PrepStar ... had 162 receptions for 2,900 yards and 28 TDs over his final three seasons ... two-time Chaminade Male Athlete of the Year and twice named first-team all-league (2016-17) ... left as the school's all-time leading receiver (2,900 yards) ... 2018 Polynesian Bowl participant and 2017 Mission League MVP following a senior season in which he posted 56 receptions for 1,157 yards and 12 TDs ... earned All-State honors as a junior in 2016 after totaling 70 receptions for 1,280 yards and 12 TDs ... led the section in receiving yards that year and was named the Chaminade Football Offensive Player of the Year ... had 26 receptions for 463 yards and four TDs as a sophomore in 2015 ... also competed in basketball ... father, Orville, was born and raised in Jamaica while his mom, Ngaire, was born and raised in New Zealand ... aunt, Maureen Jacobson, played soccer for the New Zealand World Cup team and was the first women's player inducted into the Wellington Football Hall of Fame ... in June of '24, Wilson became engaged to his fiancée, Sophia Smith; Wilson and Smith - a soccer star for the U.S. Women's National team and the Portland Thorns FC of the NWSL - met during their time at Stanford.



## WILSON CAREER STATS

DATE	TEAM	GP	GS	RECEIVING					RUSHING				
				NO.	YDS.	AVG.	LG	TD	NO.	YDS.	AVG.	LG	TD
2023	Cardinals	13	12	38	565	14.9	69	3	0	0	0.0	0	0
<b>NFL TOTALS</b>		<b>13</b>	<b>12</b>	<b>38</b>	<b>565</b>	<b>14.9</b>	<b>69</b>	<b>3</b>	<b>0</b>	<b>0</b>	<b>0.0</b>	<b>0</b>	<b>0</b>

## SINGLE-GAME HIGHS: RECEIVING

**Receptions** 7 at San Francisco 49ers, Oct 01, 2023  
**Receiving Yards** 95 vs. Seattle Seahawks, Jan 07, 2024  
**Receiving Average** 20.7 at Los Angeles Rams, Oct 15, 2023  
**Longest Reception** 69 vs. Dallas Cowboys, Sep 24, 2023

**Receiving TDs** 2 at San Francisco 49ers, Oct 01, 2023  
**All-Purpose Yards** 95 vs. Seattle Seahawks, Jan 07, 2024  
**Most TDs** 2 at San Francisco 49ers, Oct 01, 2023

## MACK WILSON SR.

2 | LINEBACKER | 6-1 | 246

**COLLEGE:** Alabama**HOW ACQUIRED:** UFA-24 (NE)**YEARS NFL/CARDINALS:** 6/1**HOMETOWN:** Montgomery, AL**DOB:** February 14, 1998

## NOTECARDS

- Signed a three-year contract with the Cardinals as an unrestricted free agent on 3/13/24 after spending his first five seasons with the Patriots (2022-23) and Browns (2019-21). Originally drafted by Cleveland in the fifth round (155th overall) of the 2019 NFL Draft.
- Has played in 77 games (32 starts) during the regular season and has 212 tackles (134 solo), 11 tackles for loss, eight QB hits, 6.0 sacks, one INT, 13 passes defended and four forced fumbles. Also appeared in two postseason games and totaled five tackles.
- Led the Browns with nine special teams tackles in 2021.
- One of just three rookies in 2019 to record 80+ tackles, a sack, an INT and a forced fumble (Devin White and Devin Bush).

**PRO CAREER:**

Drafted by Cleveland in the fifth-round (155<sup>th</sup> overall) of the 2019 NFL Draft. Traded to New England on 3/16/22. Re-signed with the Patriots to a one-year contract on 3/16/23. Signed a three-year contract with the Cardinals on 3/13/24.

**2023:** Appeared in all 17 games (one start) with New England ... totaled 33 tackles, 3.5 sacks, four QB hits, four tackles for loss, three passes defended and two forced fumbles as well as four tackles on special teams ... part of a defense that allowed the fourth-fewest rushing yards (93.2) and seventh-fewest total yards (301.6) per game in the NFL ... had two tackles and forced a Josh Allen fumble that was recovered by the defense vs. Buf (10/22); the fourth quarter fumble sealed the victory for New England ... registered four tackles (one for loss) and one pass defended vs. LAC (12/3) ... had three tackles, one pass defended and a sack of Mitchell Trubisky @ Pit (12/7) ... sacked Patrick Mahomes for a loss of nine yards and added three tackles vs. KC (12/17); it marked the first time in his career registering a sack in back-to-back games ... strip-sacked Russell Wilson for a 10-yard loss @ Den (12/24); became just the sixth Patriots LB in the last 10 seasons to have one-or-more sacks in three consecutive weeks ... had three tackles in the season finale vs. NYJ (1/7/24) and split a sack of Trevor Siemian.

**COLLEGE:**

Played three seasons (2016-18) at Alabama where he saw snaps at LB, FB and on special teams ... appeared in 42 games and registered 119 tackles, 7.5 tackles for loss, 1.0 sack, 13 passes defended, one fumble recovery and six INTs, one of which he returned for a TD ... also caught a one-yard TD ... earned All-SEC second-team honors and was named a finalist for the Butkus Award after playing in all 15 games as a junior in 2018 where he totaled 71 tackles (five for loss), 1.0 sack, two INTs and seven passes defended ... appeared in 12 games in 2017 as a sophomore and had 40 tackles (2.5 for loss), four INTs and six pass defended ... played all 15 games as a freshman in 2016 and appeared mainly on special teams where he had six tackles and added eight tackles and one fumble recovery on defense.

**PERSONAL:**

Attended George Washington Carver (Montgomery, AL) High School where he earned AL.com Super All-State honors and first team 6A All-State honors by the Alabama Sports Writers Association as a senior in 2015 after recording 115 tackles, 5.0 sacks, four forced fumbles and an INT ... also earned first team 6A All-State honors as a junior in 2014 after recording 86 tackles, 9.0 sacks, five forced fumbles and two INTs ... has represented autism and the foundation "KultureCity" during the NFL's My Cause, My Cleats campaign annually since he entered the league in 2019; has a personal connection to the cause as his godson is impacted by autism ... birth name is Lyndell Santrell Wilson, but goes by Mack.



## CARDINALS IN THE COMMUNITY



Linebacker **Mack Wilson Sr.** came to Arizona this offseason after spending time in New England (2022-23) and Cleveland (2019-21) to begin his NFL career. Wilson is no stranger to giving back, especially when it comes to Autism, a cause that is near-and-dear to his heart.

Wilson's godson and nephew are both impacted by autism. Upon entering the NFL in 2019 he immediately knew he wanted to get involved. While searching for an organization that worked with children on the spectrum, Wilson was directed to "KultureCity" by Basketball Hall of Famer Dominique Wilkins who currently serves as the non-profit's board chairman. KultureCity strives to "make the nevers possible" by creating sensory accessibility and inclusion for those with invisible disabilities.

He has supported that organization since his rookie season, representing KultureCity through the NFL's My Cause, My Cleats initiative as he wears customized cleats promoting the nonprofit annually. Each year, Wilson sends one of his game-worn cleats to his nephew and the other to his godson.

Wilson has held charity celebrity sporting events in his hometown of Montgomery, AL each of the last three summers. He hosted a softball game in 2021 and 2022 prior to switching the event to a basketball game last year.

In May 2024, Wilson held his first celebrity basketball game where he provided youth in attendance with free food, giveaways and fun activities including bouncy houses and face painting. Wilson was joined by some of his former teammates from his time in the NFL and at Alabama as well as Pro Football Hall of Famer Terrell Owens at the game. This year's game was the main event of the Montgomery Health & Wellness City Fest. All proceeds from the basketball game went to the Make a Difference Foundation, which was founded by Wilson's godfather, Todd Dowell. The Make a Difference Foundation strives to help youth achieve excellence by emphasizing character development, team building and leadership skills.

## WILSON SR. CAREER STATS

DATE	TEAM	GP	GS	TACKLES							INTERCEPTIONS					FUMBLES				ST					MISC			
				TK	S	A	TFL	YDS	SK	YDS	QBH	NO	YDS	LG	TD	PD	FF	FR	TD	YDS	TK	S	A	FF	FR	S	A	
2019	Browns	16	14	81	56	25	4	14	1.0	8.0	2	1	21	21	0	7	1	0	0	0	1	1	0	0	0	0	0	0
2020	Browns	13	8	39	24	15	1	1	0.0	0.0	0	0	0	0	0	2	0	0	0	0	0	0	0	0	0	0	0	
2021	Browns	14	6	33	22	11	0	0	0.0	0.0	0	0	0	0	0	0	0	0	0	9	4	5	0	0	0	0	0	
2022	Patriots	17	3	26	11	15	2	1	1.5	10.0	2	0	0	0	0	1	1	0	0	0	10	4	6	0	0	0	0	
2023	Patriots	17	1	33	21	12	4	11	3.5	20.5	4	0	0	0	0	3	2	0	0	0	4	3	1	0	0	0	0	
<b>NFL TOTALS</b>		<b>77</b>	<b>32</b>	<b>212</b>	<b>134</b>	<b>78</b>	<b>11</b>	<b>27</b>	<b>6.0</b>	<b>38.5</b>	<b>8</b>	<b>1</b>	<b>21</b>	<b>21</b>	<b>0</b>	<b>13</b>	<b>4</b>	<b>0</b>	<b>0</b>	<b>0</b>	<b>24</b>	<b>12</b>	<b>12</b>	<b>0</b>	<b>0</b>	<b>0</b>	<b>0</b>	

## WILSON SR. POSTSEASON STATS

DATE	TEAM	GP	GS	TACKLES							INTERCEPTIONS					FUMBLES				ST					MISC		
				TK	S	A	TFL	YDS	SK	YDS	QBH	NO	YDS	LG	TD	PD	FF	FR	TD	YDS	TK	S	A	FF	FR	S	A
2020	Browns	2	0	5	3	2	0	0	0.0	0.0	0	0	0	0	0	0	0	0	0	0	0	0	0	0	0	0	0
<b>NFL TOTALS</b>		<b>2</b>	<b>0</b>	<b>5</b>	<b>3</b>	<b>2</b>	<b>0</b>	<b>0</b>	<b>0.0</b>	<b>0.0</b>	<b>0</b>	<b>0</b>	<b>0</b>	<b>0</b>	<b>0</b>	<b>0</b>	<b>0</b>	<b>0</b>	<b>0</b>	<b>0</b>	<b>0</b>	<b>0</b>	<b>0</b>	<b>0</b>	<b>0</b>	<b>0</b>	

### SINGLE-GAME HIGHS: DEFENSIVE

- Total Tackles** 9 at Cincinnati Bengals, Dec 29, 2019
- Sacks** 1.0 at Denver Broncos, Nov 03, 2019
- Passes Defensed** 1 at Jacksonville Jaguars, Nov 29, 2020  
...8 more at 1.
- Forced Fumbles** 1 at Pittsburgh Steelers, Dec 01, 2019
- Tackles For Loss** 2 at Denver Broncos, Nov 03, 2019
- Interceptions** 1 at Arizona Cardinals, Dec 15, 2019
- Interception Long Return** 21 at Arizona Cardinals, Dec 15, 2019

### SINGLE-GAME HIGHS - POSTSEASON: DEFENSIVE

- Total Tackles** 5 at Kansas City Chiefs, Jan 17, 2021
- Solo Tackles** 3 at Kansas City Chiefs, Jan 17, 2021





**SEASON IN REVIEW**



# 2023 FINAL STATISTICS

## WON 4, LOST 13

09/10	L	16-20	at Washington	64,693
09/17	L	28-31	N.Y. Giants	62,080
09/24	W	28-16	Dallas	62,915
10/01	L	16-35	at San Francisco	71,521
10/08	L	20-34	Cincinnati	62,651
10/15	L	9-26	at L.A. Rams	71,202
10/22	L	10-20	at Seattle	68,781
10/29	L	24-31	Baltimore	63,064
11/05	L	0-27	at Cleveland	67,919
11/12	W	25-23	Atlanta	62,861
11/19	L	16-21	at Houston	70,247
11/26	L	14-37	L.A. Rams	62,177
12/03	W	24-10	at Pittsburgh	66,436
12/17	L	29-45	San Francisco	63,967
12/24	L	16-27	at Chicago	59,978
12/31	W	35-31	at Philadelphia	69,879
01/07	L	20-21	Seattle	63,197

## 2023 TEAM STATISTICS

	ARI	OPP.
<b>FIRST DOWNS</b>	<b>330</b>	<b>369</b>
Rushing	127	141
Passing	173	198
Penalty	30	30
Third Down-Made/Att	88/225	97/205
Third Down Efficiency	39.1%	47.3%
Fourth Down-Made/Att	15/34	7/15
Fourth Down Efficiency	44.1%	46.7%
<b>TOTAL NET YARDS</b>	<b>5,509</b>	<b>6,047</b>
Avg. Per Game	324.1	355.7
Total Plays	1,068	1,060
Avg. Per Play	5.2	5.7
<b>NET YARDS RUSHING</b>	<b>2,365</b>	<b>2,434</b>
Avg. Per Game	139.1	143.2
Total Rushes	471	521
Avg. Per Rush	5.0	4.7
<b>NET YARDS PASSING</b>	<b>3,144</b>	<b>3,613</b>
Avg. Per Game	184.9	212.5
Sacked/Yards Lost	42/286	33/233
Gross Yards	3,430	3,846
Attempts/Completions	555/355	506/347
Pct. of Completion	64.0%	68.6%
Had Intercepted	12	11
<b>PUNTS/AVERAGE</b>	<b>64/49.6</b>	<b>60/48.8</b>
Net Punting Average	42.9	42.1
<b>PUNT RETURN/AVG.</b>	<b>31/9.2</b>	<b>36/10.2</b>
<b>KICKOFF RETURN/AVG.</b>	<b>18/21.2</b>	<b>6/22.2</b>
<b>INTERCEPTION RETURN/AVG.</b>	<b>11/8.9</b>	<b>12/18.3</b>
<b>PENALTIES/YARDS</b>	<b>101/859</b>	<b>92/765</b>
<b>FUMBLES/BALL LOST</b>	<b>21/6</b>	<b>9/6</b>
<b>TOUCHDOWNS</b>	<b>36</b>	<b>54</b>
Rushing	17	19
Passing	18	32
Returns	1	3
<b>EXTRA POINTS/ATTEMPTS</b>	<b>22/23</b>	<b>51/52</b>
<b>TWO POINT CONVERSION/ATT.</b>	<b>4/13</b>	<b>1/2</b>
<b>FIELD GOALS/ATTEMPTS</b>	<b>28/33</b>	<b>26/31</b>
<b>AVG. TIME OF POSSESSION</b>	<b>29:18</b>	<b>30:42</b>

SCORE BY PERIODS	Q1	Q2	Q3	Q4	OT	PTS
TEAM	66	110	74	80	0	330
OPPONENTS	92	148	74	141	0	455

SCORING	TD	RU	PA	RT	K-PAT	FG	2PT	S	PTS
M. Prater	0	0	0	0	22/23	28/33	0	0	106
J. Conner	9	7	2	0	0/0	0/0	0	0	54
M. Brown	4	0	4	0	0/0	0/0	0	0	24
J. Dobbs	3	3	0	0	0/0	0/0	2	0	22
M. Wilson	3	0	3	0	0/0	0/0	1	0	20
T. McBride	3	0	3	0	0/0	0/0	0	0	18
K. Murray	3	3	0	0	0/0	0/0	0	0	18
E. Demercado	2	2	0	0	0/0	0/0	0	0	12
G. Dortch	2	0	2	0	0/0	0/0	0	0	12
R. Moore	2	1	1	0	0/0	0/0	0	0	12
C. Tune	1	1	0	0	0/0	0/0	1	0	8
M. Carter	1	0	1	0	0/0	0/0	0	0	6
Z. Ertz	1	0	1	0	0/0	0/0	0	0	6
E. Higgins	1	0	1	0	0/0	0/0	0	0	6
C. Thomas	1	0	0	1	0/0	0/0	0	0	6
TEAM	36	17	18	1	22/23	28/33	4	0	330
OPPONENTS	54	19	32	3	51/52	26/31	1	0	455

RUSHING	NO.	YDS	AVG	LONG	TD
J. Conner	208	1,040	5.0	44	7
E. Demercado	58	284	4.9	49t	2
J. Dobbs	47	258	5.5	44	3
K. Murray	44	244	5.5	33	3
R. Moore	28	178	6.4	45t	1
M. Carter	22	149	6.8	21	0
K. Ingram	35	74	2.1	14	0
D. Williams	11	43	3.9	9	0
C. Tune	8	30	3.8	11	1
T. Jones Jr.	5	25	5.0	13	0
M. Brown	2	23	11.5	29	0
B. Gillikin	1	10	10.0	10	0
G. Dortch	1	5	5.0	5	0
E. Turner	1	2	2.0	2	0
TEAM	471	2,365	5.0	49t	17
OPPONENTS	521	2,434	4.7	56	19

RECEIVING	NO.	YDS	AVG	LONG	TD
T. McBride	81	825	10.2	38	3
M. Brown	51	574	11.3	41	4
R. Moore	40	352	8.8	48t	1
M. Wilson	38	565	14.9	69	3
Z. Ertz	27	187	6.9	17	1
G. Dortch	24	280	11.7	38t	2
J. Conner	27	165	6.1	34	2
E. Demercado	21	119	5.7	22	0
E. Higgins	14	163	11.6	26	1
Z. Pascal	4	19	4.8	9	0
G. Swaim	10	94	9.4	26	0
M. Carter	9	33	3.7	8	1
K. Ingram	4	26	6.5	9	0
T. Jones Jr.	3	16	5.3	11	0
D. Williams	2	12	6.0	8	0
TEAM	355	3,430	9.7	69	18
OPPONENTS	347	3,846	11.1	63	32

INTERCEPTIONS	NO.	YDS	AVG	LONG	TD
J. Thompson	4	49	12.3	35	0
K. Barnes	1	46	46.0	46	0
K. Wallace	1	2	2.0	2	0
Z. Collins	1	1	1.0	1	0
J. Blount	1	0	0.0	0	0
A. Hamilton Sr.	1	0	0.0	0	0
K. White	1	0	0.0	0	0
G. Williams	1	0	0.0	0	0
TEAM	11	98	8.9	46	0
OPPONENTS	13	237	18.2	99	3

FUMBLES	FUM	LST	FF	REC	TD
J. Dobbs	8	4	0	4	0
A. Hamilton Sr.	1	1	0	0	0
C. Tune	2	1	0	0	0
J. Conner	0	0	0	2	0
G. Dortch	0	0	0	1	0
H. Froholdt	1	0	0	1	0
P. Johnson Jr.	0	0	0	1	0
T. McBride	1	0	0	0	0
R. Moore	1	0	0	2	0
K. Murray	7	0	0	1	0
E. Wilkinson	0	0	0	1	0
TEAM	21	6	0	13	0
OPPONENTS	9	6	0	2	0

PUNTING	NO.	YDS	AVG	NET	TB	IN	LG	B
B. Gillikin	51	2,580	50.6	43.6	2	11	77	0
N. Cooney	13	592	45.5	40.3	1	2	56	0
TEAM	64	3,172	49.6	42.9	3	13	77	0
OPPONENTS	60	2,930	48.8	42.1	6	24	76	0

PUNT RETURNS	RET	FC	YDS	AVG	LONG	TD
G. Dortch	29	8	275	9.5	49	0
R. Moore	1	3	11	11.0	11	0
A. Hamilton Sr.	1	0	0	0.0	0	0
TEAM	31	11	286	9.2	49	0
OPPONENTS	36	12	366	10.2	32	0

KICKOFF RETURNS	NO.	YDS	AVG	LONG	TD
G. Dortch	17	360	21.2	40	0
A. Baccellia	1	22	22.0	22	0
TEAM	18	382	21.2	40	0
OPPONENTS	6	133	22.2	26	0

FIELD GOALS	1-19	20-29	30-39	40-49	50+
M. Prater	0/0	6/6	7/8	6/7	9/12
TEAM	0/0	6/6	7/8	6/7	9/12
OPPONENTS	0/0	9/9	7/7	10/13	0/2

2-Pt Conv: M. Wilson 1, J. Dobbs 2, J. Conner 0, K. Murray 0, C. Tune 1, TM 4-13, OPP 1-2

SACKS: D. Gardeck 6.0, V. Dimukeje 4.0, B. Ojuluri 4.0, Z. Collins 3.5, D. Stills 3.5, L. Fotu 2.5, K. Strong 2.5, K. White 2.0, J. Ledbetter 1.5, C. Watkins 1.0, B. Stille 1.0, J. Thompson 1.0, J. Woods 0.5, TM 33.0, OPP 41.0 FUM/LOST: J. Dobbs 8/4, K. Murray 7/0, C. Tune 2/1, A. Hamilton Sr. 1/1, R. Moore 1/0, H. Froholdt 1/0, T. McBride 1/0, TM 21/6, OPP 9/6

PASSING	ATT	CMP	YDS	CMP%	YDS/ATT	TD	TD%	INT	INT%	LONG	SACK	LOST	RATING
K. Murray	268	176	1,799	65.7	6.7	10	3.7	5	1.9	48t	18	119	89.4
J. Dobbs	266	167	1,569	62.8	5.9	8	3.0	5	1.9	69	17	126	81.2
C. Tune	21	12	62	57.1	3.0	0	0.0	2	9.5	14	7	41	22.6
TEAM	555	355	3,430	64.0	6.2	18	3.2	12	2.2	69	42.0	286	82.9
OPPONENTS	506	347	3,846	68.6	7.6	32	6.3	11	2.2	63t	33.0	233	102.9

# 2023 DEFENSIVE STATISTICS



## 2023 REGULAR SEASON ARIZONA CARDINALS DEFENSIVE STATS (THROUGH WEEK 18)

POS.	PLAYER	TKL.	AST.	TOTAL	TFL	SACKS/YDS.	PR	FR	FF	INT./YDS.	PD
ILB	K. White	53	37	90	9	2.0/10.0	2	0	0	1/0	3
S	B. Baker	58	29	87	5	0.0/0.0	0	0	0	0/0	0
S	J. Thompson	59	19	78	5	1.0/9.0	3	0	1	4/49	9
ILB	J. Woods	33	28	61	2	0.5/3.0	1	0	1	0/0	1
ILB	K. Barnes	34	19	53	3	0.0/0.0	1	0	0	1/46	6
CB	M. Wilson	41	11	52	0	0.0/0.0	0	0	0	0/0	4
DE	D. Stills	18	29	47	5	3.5/25.0	5	1	0	0/0	0
DE	K. Strong	25	21	46	5	2.5/25.0	3	1	0	0/0	1
DE	J. Ledbetter	21	25	46	1	1.5/3.0	4	0	0	0/0	0
CB	K. Clark	37	6	43	2	0.0/0.0	0	0	0	0/0	4
S	K. Wallace	26	17	43	1	0.0/0.0	0	0	0	1/2	4
NT	R. Lopez	22	20	42	2	0.0/0.0	1	0	0	0/0	0
OLB	D. Gardeck	32	9	41	7	6.0/52.0	12	0	1	0/0	4
OLB	Z. Collins	27	14	41	6	3.5/30.5	6	1	0	1/1	3
OLB	B. Ojulari	23	17	40	5	4.0/28.0	6	0	0	0/0	1
CB	S. Thomas V	35	3	38	1	0.0/0.0	0	0	0	0/0	5
CB	A. Hamilton Sr.	26	10	36	0	0.0/0.0	0	0	0	1/0	11
DB	A. Chachere	23	6	29	0	0.0/0.0	0	0	0	0/0	3
DE	L. Fotu	15	13	28	5	2.5/14.0	2	0	0	0/0	0
OLB	V. Dimukeje	18	9	27	5	4.0/27.5	8	0	1	0/0	1
CB	G. Williams	19	4	23	1	0.0/0.0	0	0	0	1/0	2
OLB	C. Thomas	12	9	21	3	0.0/0.0	1	1	0	0/0	1
OLB	J. Luketa	4	6	10	1	0.0/0.0	1	0	0	0/0	0
ILB	E. Turner	4	6	10	0	0.0/0.0	0	0	0	0/0	0
ILB	O. Pappoe	5	4	9	0	0.0/0.0	1	0	0	0/0	1
DE	N. Jones	3	6	9	1	0.0/0.0	0	0	0	0/0	0
DE	B. Stille	6	2	8	0	1.0/0.0	1	0	0	0/0	0
DE	P. Hoskins	2	6	8	0	0.0/0.0	0	0	0	0/0	0
DE	C. Watkins	4	3	7	1	1.0/6.0	1	0	0	0/0	1
CB	D. Wilson	4	1	5	0	0.0/0.0	0	0	0	0/0	0
	E. Banks	2	0	2	0	0.0/0.0	0	0	0	0/0	0
DE	L. Collier	2	0	2	0	0.0/0.0	0	0	0	0/0	0
S	J. Blount	0	2	2	0	0.0/0.0	0	0	0	1/0	1
<b>CARDINALS TOTALS</b>		<b>693</b>	<b>391</b>	<b>1,084</b>	<b>76</b>	<b>33.0/233.0</b>	<b>59</b>	<b>4</b>	<b>4</b>	<b>11/98</b>	<b>66</b>
<b>OPP. TOTALS</b>		<b>693</b>	<b>337</b>	<b>1,030</b>	<b>98</b>	<b>41.0/281.0</b>	<b>97</b>	<b>5</b>	<b>12</b>	<b>12/219</b>	<b>79</b>

Ast.=Assist, TFL=Tackle for a Loss, PR=Pressures, Int.=Interception, FR=Fumble Recovery, FF=Forced Fumble, PD=Pass Defense

### 2023 CARDINALS SPECIAL TEAMS

POS.	PLAYER	TKL.	AST.	COMB.
ILB	Turner, Ezekiel	5	7	12
S	Blount, Joey	5	4	9
WR	Pascal, Zach	6	2	8
OLB	Dimukeje, Victor	5	1	6
CB	Hamilton Sr., Antonio	4	0	4
CB	Price, Bobby	3	1	4
ILB	Pappoe, Owen	2	2	4
OLB	Gardeck, Dennis	3	0	3
DB	Chachere, Andre	1	2	3
ILB	Barnes, Krys	2	0	2
WR/KR/PR	Dortch, Greg	1	1	2
P/H	Gillikin, Blake	1	1	2
TE	McBride, Trey	1	1	2
TE	Swaim, Geoff	1	1	2
WR	Chisena, Dan	0	2	2
OLB	Luketa, Jesse	0	2	2
CB	Boyd, Kris	1	0	1
TE	Higgins, Elijah	1	0	1
CB	Matthew, Christian	1	0	1
K	Prater, Matt	1	0	1
OLB	Thomas, Cameron	1	0	1
<b>TOTALS</b>		<b>45</b>	<b>27</b>	<b>72</b>

### DEFENSIVE STATS BY RANK

SACKS		INTERCEPTIONS		TACKLES FOR LOSS		PASSES DEFENSED		PRESSURES	
PLAYER	NO.	PLAYER	NO.	PLAYER	NO.	PLAYER	NO.	PLAYER	NO.
D. Gardeck	6.0	J. Thompson	4	K. White	9	A. Hamilton Sr.	11	D. Gardeck	12
V. Dimukeje	4.0	K. Barnes	1	D. Gardeck	7	J. Thompson	9	V. Dimukeje	8
B. Ojulari	4.0	J. Blount	1	Z. Collins	6	K. Barnes	6	Z. Collins	6
Z. Collins	3.5	Z. Collins	1	B. Baker	5	S. Thomas V	5	B. Ojulari	6
D. Stills	3.5	A. Hamilton Sr.	1	V. Dimukeje	5	K. Clark	4	D. Stills	5
L. Fotu	2.5	K. Wallace	1	L. Fotu	5	D. Gardeck	4	J. Ledbetter	4
K. Strong	2.5	K. White	1	B. Ojulari	5	K. Wallace	4	K. Strong	3
K. White	2.0	G. Williams	1	D. Stills	5	M. Wilson	4	J. Thompson	3
J. Ledbetter	1.5			K. Strong	5	A. Chachere	3	L. Fotu	2
B. Stille	1.0			J. Thompson	5	Z. Collins	3	K. White	2
J. Thompson	1.0			K. Barnes	3	K. White	3	K. Barnes	1
C. Watkins	1.0			C. Thomas	3	G. Williams	2	R. Lopez	1
J. Woods	0.5			K. Clark	2	J. Blount	1	J. Luketa	1
				R. Lopez	2	V. Dimukeje	1	O. Pappoe	1
				J. Woods	2	B. Ojulari	1	B. Stille	1
				N. Jones	1	O. Pappoe	1	C. Thomas	1
				J. Ledbetter	1	K. Strong	1	C. Watkins	1
				J. Luketa	1	C. Thomas	1	J. Woods	1
				S. Thomas V	1	C. Watkins	1		
				K. Wallace	1	J. Woods	1		
				C. Watkins	1				
				G. Williams	1				





# 2023 DEFENSIVE SUMMARIES

## SEPTEMBER 10, 2023 CARDINALS @ WASHINGTON COMMANDERS L 20-16

TOP TACKLERS		SACKS		INTS		FORCED FUMBLES		RECOVERED FUMBLES	
PLAYER	NO.	PLAYER	NO.	PLAYER	NO.	PLAYER	NO.	PLAYER	NO.
K. White	9	D. Gardeck	2.0	Z. Collins	1	V. Dimukeje	1	Z. Collins	1
K. Wallace	7	V. Dimukeje	1.0			D. Gardeck	1	C. Thomas	1
J. Ledbetter	6	L. Fotu	1.0						
M. Wilson	6	J. Ledbetter	1.0						
B. Baker	5	C. Watkins	1.0						

## SEPTEMBER 17, 2023 CARDINALS VS. NEW YORK GIANTS L 31-28

TOP TACKLERS		SACKS		INTS		FORCED FUMBLES		RECOVERED FUMBLES	
PLAYER	NO.	PLAYER	NO.	PLAYER	NO.	PLAYER	NO.	PLAYER	NO.
K. Wallace	8	D. Gardeck	1.0	J. Thompson	1				
K. Barnes	7	K. White	1.0						
J. Thompson	7	Z. Collins	0.5						
K. White	7	V. Dimukeje	0.5						
K. Clark	5								

## SEPTEMBER 24, 2023 CARDINALS VS. DALLAS COWBOYS W 28-16

TOP TACKLERS		SACKS		INTS		FORCED FUMBLES		RECOVERED FUMBLES	
PLAYER	NO.	PLAYER	NO.	PLAYER	NO.	PLAYER	NO.	PLAYER	NO.
K. White	14	Z. Collins	1.0	K. White	1				
K. Clark	10	V. Dimukeje	1.0						
J. Thompson	8								
K. Barnes	7								
K. Wallace	7								

## OCTOBER 1, 2023 CARDINALS @ SAN FRANCISCO 49ERS L 35-16

TOP TACKLERS		SACKS		INTS		FORCED FUMBLES		RECOVERED FUMBLES	
PLAYER	NO.	PLAYER	NO.	PLAYER	NO.	PLAYER	NO.	PLAYER	NO.
E. Turner	9	D. Gardeck	1.0						
K. Wallace	8								
K. White	7								
K. Clark	5								
Z. Collins	4								

## OCTOBER 8, 2023 CARDINALS VS. CINCINNATI BENGALS L 34-20

TOP TACKLERS		SACKS		INTS		FORCED FUMBLES		RECOVERED FUMBLES	
PLAYER	NO.	PLAYER	NO.	PLAYER	NO.	PLAYER	NO.	PLAYER	NO.
M. Wilson	11	Z. Collins	1.0	K. Wallace	1	J. Thompson	1		
K. Wallace	10	D. Stills	1.0						
K. White	10	K. Strong	1.0						
A. Hamilton Sr.	7								
D. Stills	6								

## OCTOBER 15, 2023 CARDINALS @ LOS ANGELES RAMS L 26-9

TOP TACKLERS		SACKS		INTS		FORCED FUMBLES		RECOVERED FUMBLES	
PLAYER	NO.	PLAYER	NO.	PLAYER	NO.	PLAYER	NO.	PLAYER	NO.
K. White	8	V. Dimukeje	1.0						
J. Woods	6	K. Strong	1.0						
A. Chachere	5	K. White	1.0						
A. Hamilton Sr.	5								
M. Wilson	5								

# 2023 DEFENSIVE SUMMARIES



OCTOBER 22, 2023  
CARDINALS @ SEATTLE SEAHAWKS  
L 20-10

TOP TACKLERS		SACKS		INTS		FORCED FUMBLES		RECOVERED FUMBLES	
PLAYER	NO.	PLAYER	NO.	PLAYER	NO.	PLAYER	NO.	PLAYER	NO.
B. Baker	6	Z. Collins	1.0	G. Williams	1			K. Strong	1
A. Chachere	6	J. Ledbetter	0.5						
J. Woods	6	K. Strong	0.5						
K. Strong	5								
K. White	5								

OCTOBER 29, 2023  
CARDINALS VS. BALTIMORE RAVENS  
L 31-24

TOP TACKLERS		SACKS		INTS		FORCED FUMBLES		RECOVERED FUMBLES	
PLAYER	NO.	PLAYER	NO.	PLAYER	NO.	PLAYER	NO.	PLAYER	NO.
K. White	9	D. Stills	1.5			J. Woods	1		
B. Baker	6	B. Ojulari	1.0						
J. Thompson	6	B. Stille	1.0						
A. Hamilton Sr.	5	V. Dimukeje	0.5						
D. Stills	5								

NOVEMBER 5, 2023  
CARDINALS @ CLEVELAND BROWNS  
L 27-0

TOP TACKLERS		SACKS		INTS		FORCED FUMBLES		RECOVERED FUMBLES	
PLAYER	NO.	PLAYER	NO.	PLAYER	NO.	PLAYER	NO.	PLAYER	NO.
B. Baker	10	L. Fotu	0.5						
K. White	7	J. Woods	0.5						
K. Strong	6								
J. Woods	6								
L. Fotu	5								

NOVEMBER 12, 2023  
CARDINALS VS. ATLANTA FALCONS  
W 25-23

TOP TACKLERS		SACKS		INTS		FORCED FUMBLES		RECOVERED FUMBLES	
PLAYER	NO.	PLAYER	NO.	PLAYER	NO.	PLAYER	NO.	PLAYER	NO.
K. White	11	B. Ojulari	2.0						
B. Baker	10	D. Gardeck	1.0						
B. Ojulari	8								
Z. Collins	5								
D. Gardeck	5								

NOVEMBER 19, 2023  
CARDINALS @ HOUSTON TEXANS  
L 21-16

TOP TACKLERS		SACKS		INTS		FORCED FUMBLES		RECOVERED FUMBLES	
PLAYER	NO.	PLAYER	NO.	PLAYER	NO.	PLAYER	NO.	PLAYER	NO.
J. Thompson	8	L. Fotu	1.0	K. Barnes	1				
J. Woods	7	B. Ojulari	1.0	A. Hamilton Sr.	1				
M. Wilson	6	D. Stills	1.0	J. Thompson	1				
R. Lopez	5	J. Thompson	1.0						
B. Baker	4								

NOVEMBER 26, 2023  
CARDINALS VS. LOS ANGELES RAMS  
L 37-14

TOP TACKLERS		SACKS		INTS		FORCED FUMBLES		RECOVERED FUMBLES	
PLAYER	NO.	PLAYER	NO.	PLAYER	NO.	PLAYER	NO.	PLAYER	NO.
B. Baker	9			J. Thompson	1				
K. Clark	9								
K. Barnes	7								
J. Thompson	7								
B. Ojulari	5								



# 2023 DEFENSIVE SUMMARIES

## DECEMBER 3, 2023 CARDINALS @ PITTSBURGH STEELERS W 24-10

TOP TACKLERS		SACKS		INTS		FORCED FUMBLES		RECOVERED FUMBLES	
PLAYER	NO.	PLAYER	NO.	PLAYER	NO.	PLAYER	NO.	PLAYER	NO.
J. Woods	12							D. Stills	1
B. Baker	8								
J. Thompson	7								
K. Strong	5								
K. Barnes	4								

## DECEMBER 17, 2023 CARDINALS VS. SAN FRANCISCO 49ERS L 45-29

TOP TACKLERS		SACKS		INTS		FORCED FUMBLES		RECOVERED FUMBLES	
PLAYER	NO.	PLAYER	NO.	PLAYER	NO.	PLAYER	NO.	PLAYER	NO.
J. Thompson	6								
B. Baker	5								
R. Lopez	5								
S. Thomas V	5								
G. Williams	5								

## DECEMBER 24, 2023 CARDINALS @ CHICAGO BEARS L 27-16

TOP TACKLERS		SACKS		INTS		FORCED FUMBLES		RECOVERED FUMBLES	
PLAYER	NO.	PLAYER	NO.	PLAYER	NO.	PLAYER	NO.	PLAYER	NO.
B. Baker	10	D. Gardeck	1.0	J. Thompson	1				
K. Barnes	9								
S. Thomas V	8								
K. Strong	5								
J. Thompson	5								

## DECEMBER 31, 2023 CARDINALS @ PHILADELPHIA EAGLES W 35-31

TOP TACKLERS		SACKS		INTS		FORCED FUMBLES		RECOVERED FUMBLES	
PLAYER	NO.	PLAYER	NO.	PLAYER	NO.	PLAYER	NO.	PLAYER	NO.
K. Barnes	7			J. Blount	1				
A. Hamilton Sr.	7								
B. Ojulari	5								
S. Thomas V	5								
B. Baker	4								

## JANUARY 7, 2024 CARDINALS VS. SEATTLE SEAHAWKS L 21-20

TOP TACKLERS		SACKS		INTS		FORCED FUMBLES		RECOVERED FUMBLES	
PLAYER	NO.	PLAYER	NO.	PLAYER	NO.	PLAYER	NO.	PLAYER	NO.
B. Baker	10								
K. Barnes	6								
N. Jones	5								
B. Ojulari	5								
S. Thomas V	5								





## OFFENSE

DATE	OPPONENT	WR	LT	LG	C	RG	RT	TE	QB	RB	FB
9/10	at Washington	M. Wilson/ M. Brown/ R. Moore	D. Humphries	E. Wilkinson	H. Froholdt	W. Hernandez	P. Johnson Jr.	Z. Ertz	J. Dobbs	J. Conner	--
9/17	N.Y. Giants	M. Wilson/ M. Brown	D. Humphries	E. Wilkinson	H. Froholdt	W. Hernandez	P. Johnson Jr.	T. McBride/ Z. Ertz	J. Dobbs	J. Conner	--
9/24	Dallas	M. Wilson/ M. Brown	D. Humphries	E. Wilkinson	H. Froholdt	W. Hernandez	P. Johnson Jr.	T. McBride/ Z. Ertz	J. Dobbs	J. Conner	--
10/1	at San Francisco	M. Wilson/ M. Brown/ R. Moore	D. Humphries	E. Wilkinson	H. Froholdt	W. Hernandez	P. Johnson Jr.	Z. Ertz	J. Dobbs	J. Conner	--
10/8	Cincinnati	M. Brown	D. Humphries	E. Wilkinson	H. Froholdt	W. Hernandez	P. Johnson Jr.	Z. Ertz/ G. Swaim	J. Dobbs	J. Conner	J. Luketa
10/15	at L.A. Rams	M. Wilson/ M. Brown	D. Humphries	E. Wilkinson	H. Froholdt	W. Hernandez	P. Johnson Jr.	Z. Ertz/ G. Swaim	J. Dobbs	K. Ingram	--
10/22	at Seattle	M. Wilson/ M. Brown	D. Humphries	T. Colon	H. Froholdt	W. Hernandez	P. Johnson Jr.	Z. Ertz/ G. Swaim	J. Dobbs	E. Demercado	--
10/29	Baltimore	M. Wilson/ M. Brown/ R. Moore	D. Humphries	T. Colon	H. Froholdt	W. Hernandez	P. Johnson Jr.	T. McBride	J. Dobbs	E. Demercado	--
11/5	at Cleveland	Z. Pascal/ M. Brown/ G. Dortch	D. Humphries	D. Daley	H. Froholdt	W. Hernandez	P. Johnson Jr.	T. McBride	C. Tune	R. Moore	--
11/12	Atlanta	M. Wilson/ M. Brown	K. Beachum	C. O'Donnell	H. Froholdt	W. Hernandez	P. Johnson Jr.	T. McBride/ G. Swaim	K. Murray	J. Conner	--
11/19	at Houston	M. Brown/ R. Moore	D. Humphries	C. O'Donnell	H. Froholdt	W. Hernandez	P. Johnson Jr.	T. McBride/ G. Swaim	K. Murray	J. Conner	--
11/26	L.A. Rams	M. Brown	D. Humphries	C. O'Donnell	H. Froholdt	W. Hernandez	P. Johnson Jr.	T. McBride/ G. Swaim/ E. Higgins	K. Murray	J. Conner	--
12/3	at Pittsburgh	M. Brown/ R. Moore	D. Humphries	T. Colon	H. Froholdt	W. Hernandez	P. Johnson Jr.	T. McBride/ G. Swaim	K. Murray	J. Conner	--
12/17	San Francisco	M. Wilson/ M. Brown	D. Humphries	T. Colon	H. Froholdt	W. Hernandez	P. Johnson Jr.	T. McBride/ G. Swaim	K. Murray	J. Conner	--
12/24	at Chicago	M. Wilson/ G. Dortch/ R. Moore	D. Humphries	E. Wilkinson	H. Froholdt	W. Hernandez	P. Johnson Jr.	T. McBride	K. Murray	J. Conner	--
12/31	at Philadelphia	M. Wilson/ G. Dortch	D. Humphries	E. Wilkinson	H. Froholdt	W. Hernandez	P. Johnson Jr.	T. McBride/ E. Higgins	K. Murray	J. Conner	--
1/7	Seattle	M. Wilson/ G. Dortch/ R. Moore	K. Beachum	E. Wilkinson	H. Froholdt	W. Hernandez	P. Johnson Jr.	T. McBride/ E. Higgins	K. Murray	J. Conner	--

## DEFENSE

DATE	OPPONENT	DE	NT	DE	OLB	ILB	ILB	OLB	CB	S	DB
9/10	at Washington	L. Collier	L. Fotu	J. Ledbetter	V. Dimukeje	K. White	J. Woods	Z. Collins	M. Wilson/ K. Clark	B. Baker/ J. Thompson	--
9/17	N.Y. Giants	C. Watkins	--	J. Ledbetter	C. Thomas	K. White	K. Barnes	Z. Collins	K. Clark/ M. Wilson	J. Thompson/ K. Wallace	A. Chachere
9/24	Dallas	K. Strong	L. Fotu	J. Ledbetter	V. Dimukeje	K. White	K. Barnes	Z. Collins	K. Clark/ M. Wilson	J. Thompson/ K. Wallace	--
10/1	at San Francisco	K. Strong	L. Fotu	D. Stills	V. Dimukeje	K. White	E. Turner	Z. Collins	K. Clark/ M. Wilson	J. Thompson/ K. Wallace	--
10/8	Cincinnati	K. Strong	L. Fotu	D. Stills	D. Gardeck	K. White	--	Z. Collins	M. Wilson/ A. Hamilton Sr.	J. Thompson/ K. Wallace	A. Chachere
10/15	at L.A. Rams	K. Strong	--	J. Ledbetter	C. Thomas	K. White	J. Woods	Z. Collins	K. Clark/ M. Wilson	A. Chachere/ K. Wallace/ J. Blount	A. Hamilton Sr.
10/22	at Seattle	K. Strong	L. Fotu	J. Ledbetter	V. Dimukeje	K. White	J. Woods	Z. Collins	M. Wilson/ S. Thomas V	A. Chachere/ B. Baker	--
10/29	Baltimore	D. Stills	L. Fotu	J. Ledbetter	D. Gardeck	K. White	--	Z. Collins	M. Wilson/ A. Hamilton Sr.	B. Baker/ J. Thompson	G. Williams
11/5	at Cleveland	K. Strong	L. Fotu	J. Ledbetter	D. Gardeck	K. White	--	Z. Collins	M. Wilson/ A. Hamilton Sr.	B. Baker/ J. Thompson	G. Williams
11/12	Atlanta	K. Strong	L. Fotu	J. Ledbetter	D. Gardeck	K. White	--	Z. Collins	M. Wilson/ S. Thomas V	B. Baker/ J. Thompson	G. Williams
11/19	at Houston	K. Strong	L. Fotu	D. Stills	V. Dimukeje	K. White	J. Woods	Z. Collins	M. Wilson/ A. Hamilton Sr.	B. Baker/ J. Thompson	--
11/26	L.A. Rams	D. Stills	R. Lopez	J. Ledbetter	D. Gardeck	J. Woods	--	Z. Collins	K. Clark/ S. Thomas V	B. Baker/ J. Thompson	G. Williams
12/3	at Pittsburgh	D. Stills	K. Strong	J. Ledbetter	V. Dimukeje	J. Woods	K. Barnes	Z. Collins	K. Clark/ D. Wilson	B. Baker/ J. Thompson	--
12/17	San Francisco	D. Stills	R. Lopez	J. Ledbetter	D. Gardeck	J. Woods	--	Z. Collins	A. Hamilton Sr./ S. Thomas V	B. Baker/ J. Thompson	G. Williams
12/24	at Chicago	K. Strong	R. Lopez	J. Ledbetter	C. Thomas	K. Barnes	O. Pappoe	Z. Collins	A. Hamilton Sr./ S. Thomas V	B. Baker/ J. Thompson	--
12/31	at Philadelphia	K. Strong	R. Lopez	D. Stills	D. Gardeck	K. Barnes	--	Z. Collins	A. Hamilton Sr./ S. Thomas V	B. Baker/ J. Thompson	G. Williams
1/7	Seattle	N. Jones	R. Lopez	P. Hoskins	D. Gardeck	K. Barnes	--	Z. Collins	A. Hamilton Sr./ S. Thomas V	B. Baker/ J. Thompson	A. Chachere



# 2023 GAME-BY-GAME OFFENSE

## 2023 REGULAR SEASON CARDINALS GAME-BY-GAME OFFENSE

	09/10	09/17	09/24	10/01	10/08	10/15	10/22	10/29	11/05	11/12	11/19	11/26	12/03	12/17	12/24	12/31	01/07	Totals
	@	vs.	vs.	@	vs.	@	@	vs.	@	vs.	@	vs.	@	vs.	@	@	vs.	
	WAS	NYG	DAL	SF	CIN	LAR	SEA	BAL	CLE	ATL	HOU	LAR	PIT	SF	CHI	PHI	SEA	
<b>FIRST DOWNS</b>																		
Total	13	24	20	23	15	20	15	22	7	20	20	19	18	22	16	32	24	<b>330</b>
Rushing	4	10	8	7	5	6	6	7	3	8	7	5	8	11	5	14	13	<b>127</b>
Passing	9	11	8	13	10	12	7	12	3	11	11	11	7	11	10	16	11	<b>173</b>
Penalty	0	3	4	3	0	2	2	3	1	1	2	3	3	0	1	2	0	<b>30</b>
<b>THIRD DOWNS</b>																		
Attempts	14	10	10	15	11	16	15	12	12	11	10	17	17	16	16	10	13	<b>225</b>
Converted	4	4	5	8	4	6	5	5	1	3	3	6	10	7	7	5	5	<b>88</b>
Percentage	28.6%	40.0%	50.0%	53.3%	36.4%	37.5%	33.3%	41.7%	8.3%	27.3%	30.0%	35.3%	58.8%	43.8%	43.8%	50.0%	38.5%	<b>39.1%</b>
<b>FOURTH DOWNS</b>																		
Attempts	1	0	0	3	3	4	3	2	1	1	4	3	0	4	1	2	2	<b>34</b>
Converted	0	0	0	2	0	2	0	0	0	1	1	2	0	3	0	2	2	<b>15</b>
Percentage	0.0%	0	0	66.7%	0.0%	50.0%	0.0%	0.0%	0.0%	100.0%	25.0%	66.7%	0	75.0%	0.0%	100.0%	100.0%	<b>44.1%</b>
<b>TOT. OFFENSE</b>																		
Net Yards	210	379	400	362	294	345	249	310	58	352	319	292	282	436	306	449	466	<b>5,509</b>
Plays	58	60	53	67	57	73	63	71	48	60	58	64	63	72	60	72	69	<b>1,068</b>
Avg./Play	3.6	6.3	7.5	5.4	5.2	4.7	4.0	4.4	1.2	5.9	5.5	4.6	4.5	6.1	5.1	6.2	6.8	<b>5.2</b>
<b>RUSHING</b>																		
Net Yards	96	151	222	105	142	130	127	129	41	122	123	73	150	234	93	221	206	<b>2,365</b>
Rush. Att.	25	29	30	25	22	30	25	32	21	26	25	15	38	30	20	40	38	<b>471</b>
Avg./Att.	3.8	5.2	7.4	4.2	6.5	4.3	5.1	4.0	2.0	4.7	4.9	4.9	3.9	7.8	4.7	5.5	5.4	<b>5.0</b>
<b>PASSING</b>																		
Net Yards	114	228	178	257	152	215	122	181	17	230	196	219	132	202	213	228	260	<b>3,144</b>
Attempts	30	31	21	41	32	41	34	37	20	32	30	45	23	39	38	31	30	<b>555</b>
Completions	21	21	17	28	15	21	20	25	11	19	20	27	13	26	24	25	22	<b>355</b>
Intercepted	0	0	0	0	2	1	0	2	2	1	1	0	0	2	0	1	0	<b>12</b>
Gross Yards	132	228	189	265	166	235	150	208	58	249	214	256	145	211	230	232	262	<b>3,430</b>
Sacked	3.0	0.0	2.0	1.0	3.0	2.0	4.0	2.0	7.0	2.0	3.0	4.0	2.0	3.0	2.0	1.0	1.0	<b>42.0</b>
Yards Lost	18	0	11	8	14	20	28	27	41	19	18	37	13	9	17	4	2	<b>286</b>
<b>ADVANCES</b>																		
Rushes	25	29	30	25	22	30	25	32	21	26	25	15	38	30	20	40	38	<b>471</b>
Completions	21	21	17	28	15	21	20	25	11	19	20	27	13	26	24	25	22	<b>355</b>
Totals	46	50	47	53	37	51	45	57	32	45	45	42	51	56	44	65	60	<b>826</b>
Total Drives	11	10	9	7	13	12	11	13	14	10	10	11	10	10	12	8	9	<b>180</b>
<b>PENALTIES</b>																		
Number	9	8	8	9	2	5	7	6	4	11	5	5	6	4	2	5	5	<b>101</b>
Yards	122	57	69	55	16	36	59	70	40	112	50	34	51	28	8	25	27	<b>859</b>
<b>FUMBLES</b>																		
Number	3	0	0	1	1	1	2	1	1	0	2	0	2	5	1	1	0	<b>21</b>
Lost	2	0	0	0	1	1	0	0	1	0	1	0	0	0	0	0	0	<b>6</b>
<b>PUNTING</b>																		
Yards	235	146	94	117	219	134	240	207	460	156	107	228	252	112	313	0	152	<b>3,172</b>
Punts	5	3	2	3	4	3	5	4	9	3	2	5	5	2	6	0	3	<b>64</b>
Net Avg.	45.0	37.3	47.0	31.0	37.8	34.7	38.6	44.0	45.0	49.3	45.5	41.2	44.2	54.0	47.0	0.0	45.7	<b>42.9</b>
Gross Avg.	47.0	48.7	47.0	39.0	54.8	44.7	48.0	51.8	51.1	52.0	53.5	45.6	50.4	56.0	52.2	0.0	50.7	<b>49.6</b>
<b>SCORING</b>																		
Points	16	28	28	16	20	9	10	24	0	25	16	14	24	29	16	35	20	<b>330</b>
Q1	3	7	9	0	0	3	3	7	0	3	10	8	3	7	0	3	0	<b>66</b>
Q2	10	13	12	10	14	6	7	0	0	9	0	0	7	6	7	3	6	<b>110</b>
Q3	3	8	0	6	6	0	0	0	0	10	6	0	7	3	3	15	7	<b>74</b>
Q4	0	0	7	0	0	0	0	17	0	3	0	6	7	13	6	14	7	<b>80</b>
OT	0	0	0	0	0	0	0	0	0	0	0	0	0	0	0	0	0	<b>0</b>
TD Rushing	0	2	2	0	1	0	1	1	0	2	1	1	2	2	0	1	1	<b>17</b>
TD Passing	0	1	1	2	2	0	0	2	0	0	1	1	1	1	2	3	1	<b>18</b>
TD KO Returns	0	0	0	0	0	0	0	0	0	0	0	0	0	0	0	0	0	<b>0</b>
TD Punt Returns	0	0	0	0	0	0	0	0	0	0	0	0	0	0	0	0	0	<b>0</b>
TD Sp. Teams	0	0	0	0	0	0	0	0	0	0	0	0	0	0	0	0	0	<b>0</b>
TD Def. Returns	1	0	0	0	0	0	0	0	0	0	0	0	0	0	0	0	0	<b>1</b>
FG Attempts	3	3	3	1	0	3	2	1	0	4	1	1	1	3	1	2	4	<b>33</b>
FG Made	3	2	3	1	0	3	1	1	0	4	1	0	1	3	1	2	2	<b>28</b>
Safety	0	0	0	0	0	0	0	0	0	0	0	0	0	0	0	0	0	<b>0</b>
2-Pt Attempts	0	1	2	1	0	0	0	2	0	1	1	2	0	1	1	1	0	<b>13</b>
2-Pt Made	0	1	0	0	0	0	0	1	0	0	0	1	0	0	0	1	0	<b>4</b>
Time of Possession	28:36	30:37	25:27	30:46	21:50	30:30	29:28	30:21	23:35	28:18	28:45	25:08	29:17	34:11	25:28	39:39	36:03	<b>29:17</b>

# 2023 GAME-BY-GAME DEFENSE



## 2023 REGULAR SEASON CARDINALS GAME-BY-GAME DEFENSE

	09/10	09/17	09/24	10/01	10/08	10/15	10/22	10/29	11/05	11/12	11/19	11/26	12/03	12/17	12/24	12/31	01/07	Totals
	@	vs.	vs.	@	vs.	@	@	vs.	@	vs.	@	vs.	@	vs.	@	@	vs.	
	WAS	NYG	DAL	SF	CIN	LAR	SEA	BAL	CLE	ATL	HOU	LAR	PIT	SF	CHI	PHI	SEA	
<b>FIRST DOWNS</b>																		
Total	21	26	26	30	27	17	18	21	17	20	22	25	18	24	22	17	18	<b>369</b>
Rushing	7	10	12	10	7	9	6	9	7	11	4	9	4	9	13	5	9	<b>141</b>
Passing	10	15	11	17	19	7	11	8	9	5	18	16	13	12	8	11	8	<b>198</b>
Penalty	4	1	3	3	1	1	1	4	1	4	0	0	1	3	1	1	1	<b>30</b>
<b>THIRD DOWNS</b>																		
Attempts	12	12	16	5	14	12	13	11	17	14	13	12	11	7	15	9	12	<b>205</b>
Converted	4	7	9	3	5	4	7	4	6	7	9	6	4	4	8	4	6	<b>97</b>
Percentage	33.3%	58.3%	56.3%	60.0%	35.7%	33.3%	53.8%	36.4%	35.3%	50.0%	69.2%	50.0%	36.4%	57.1%	53.3%	44.4%	50.0%	<b>47.3%</b>
<b>FOURTH DOWNS</b>																		
Attempts	0	1	1	1	3	0	0	0	2	2	1	2	1	0	0	1	0	<b>15</b>
Converted	0	1	0	1	0	0	0	0	1	1	0	2	0	0	0	1	0	<b>7</b>
Percentage	0	100.0%	0.0%	100.0%	0.0%	0	0	0	50.0%	50.0%	0.0%	100.0%	0.0%	0	0	100.0%	0	<b>46.7%</b>
<b>TOT. OFFENSE</b>																		
Net Yards	248	439	416	395	380	382	318	268	326	254	419	457	317	406	420	275	327	<b>6,047</b>
Plays	65	67	75	53	79	55	58	60	71	65	67	66	58	54	67	47	53	<b>1,060</b>
Avg./Play	3.8	6.6	5.5	7.5	4.8	6.9	5.5	4.5	4.6	3.9	6.3	6.9	5.5	7.5	6.3	5.9	6.2	<b>5.7</b>
<b>RUSHING</b>																		
Net Yards	92	127	185	124	93	179	115	130	113	184	111	228	130	144	250	91	138	<b>2,434</b>
Rush. Att.	28	27	33	31	30	28	32	29	40	41	25	33	31	26	39	23	25	<b>521</b>
Avg./Att.	3.3	4.7	5.6	4.0	3.1	6.4	3.6	4.5	2.8	4.5	4.4	6.9	4.2	5.5	6.4	4.0	5.5	<b>4.7</b>
<b>PASSING</b>																		
Net Yards	156	312	231	271	287	203	203	138	213	70	308	229	187	262	170	184	189	<b>3,613</b>
Attempts	31	37	40	21	46	24	24	27	30	21	38	33	27	28	27	24	28	<b>506</b>
Completions	19	26	25	20	36	15	18	18	19	12	28	25	18	18	15	19	16	<b>347</b>
Intercepted	1	1	1	0	1	0	1	0	0	0	3	1	0	0	1	1	0	<b>11</b>
Gross Yards	202	321	249	283	317	226	219	157	219	94	338	229	187	262	170	184	189	<b>3,846</b>
Sacked	6.0	3.0	2.0	1.0	3.0	3.0	2.0	4.0	1.0	3.0	4.0	0.0	0.0	0.0	1.0	0.0	0.0	<b>33.0</b>
Yards Lost	46	9	18	12	30	23	16	19	6	24	30	0	0	0	0	0	0	<b>233</b>
<b>ADVANCES</b>																		
Rushes	28	27	33	31	30	28	32	29	40	41	25	33	31	26	39	23	25	<b>521</b>
Completions	19	26	25	20	36	15	18	18	19	12	28	25	18	18	15	19	16	<b>347</b>
Totals	47	53	58	51	66	43	50	47	59	53	53	58	49	44	54	42	41	<b>868</b>
Total Drives	13	10	8	8	12	10	10	12	14	10	11	10	10	10	11	7	9	<b>175</b>
<b>PENALTIES</b>																		
Number	8	9	13	4	4	6	5	6	6	4	3	5	9	1	5	4	0	<b>92</b>
Yards	70	75	107	21	40	59	32	45	65	43	19	23	77	5	35	49	0	<b>765</b>
<b>FUMBLES</b>																		
Number	2	0	0	0	1	1	2	1	0	0	0	0	2	0	0	0	0	<b>9</b>
Lost	2	0	0	0	0	1	2	0	0	0	0	0	1	0	0	0	0	<b>6</b>
<b>PUNTING</b>																		
Yards	266	111	102	45	145	186	143	242	410	203	94	73	179	96	260	117	258	<b>2,930</b>
Punts	6	3	2	1	3	4	3	5	7	4	2	2	4	2	5	2	5	<b>60</b>
Net Avg.	40.3	37.0	41.5	45.0	41.0	37.5	38.3	46.2	46.0	36.8	45.5	26.5	38.8	48.0	47.2	44.0	47.2	<b>42.1</b>
Gross Avg.	44.3	37.0	51.0	45.0	48.3	46.5	47.7	48.4	58.6	50.8	47.0	36.5	44.8	48.0	52.0	58.5	51.6	<b>48.8</b>
<b>SCORING</b>																		
Points	20	31	16	35	34	26	20	31	27	23	21	37	10	45	27	31	21	<b>455</b>
Q1	7	0	3	7	10	3	7	7	0	0	7	7	3	14	7	7	3	<b>92</b>
Q2	3	0	7	14	7	3	7	7	13	14	14	14	0	7	14	14	10	<b>148</b>
Q3	0	14	3	0	7	10	3	7	7	3	0	3	0	14	3	0	0	<b>74</b>
Q4	10	17	3	14	10	10	3	10	7	6	0	13	7	10	3	10	8	<b>141</b>
OT	0	0	0	0	0	0	0	0	0	0	0	0	0	0	0	0	0	<b>0</b>
TD Rushing	1	2	0	4	0	1	0	3	1	2	1	1	0	1	2	0	0	<b>19</b>
TD Passing	1	2	1	1	3	1	2	1	2	1	2	4	1	4	1	3	2	<b>32</b>
TD KO Returns	0	0	0	0	0	0	0	0	0	0	0	0	0	0	0	0	0	<b>0</b>
TD Punt Returns	0	0	0	0	0	0	0	0	0	0	0	0	0	0	0	0	0	<b>0</b>
TD Sp. Teams	0	0	0	0	0	0	0	0	0	0	0	0	0	0	0	0	0	<b>0</b>
TD Def. Returns	0	0	0	0	1	0	0	0	0	0	0	0	0	1	0	1	0	<b>3</b>
FG Attempts	2	1	3	0	2	4	2	2	3	1	1	2	2	1	2	1	2	<b>31</b>
FG Made	2	1	3	0	2	4	2	1	2	1	0	1	1	1	2	1	2	<b>26</b>
Safety	0	0	0	0	0	0	0	0	0	0	0	0	0	0	0	0	0	<b>0</b>
2-Pt Attempts	0	0	0	0	0	0	0	0	0	1	0	0	0	0	0	0	1	<b>2</b>
2-Pt Made	0	0	0	0	0	0	0	0	0	0	0	0	0	0	0	0	1	<b>1</b>
Time of Possession	31:24	29:23	34:33	29:14	38:10	29:30	30:32	29:39	36:25	31:42	31:15	34:52	30:43	25:49	34:32	20:21	23:57	<b>30:42</b>



# 2023 GAME SUMMARIES



## WEEK 1 Arizona Cardinals 16, Washington Commanders 20 64,693 ■ FedExField ■ Sep 10, 2023



Arizona Cardinals .....	3	10	3	0	—	16
Washington Commanders .....	7	3	0	10	—	20

The Cardinals traveled to Washington to not only open the 2023 regular season, but also usher in a new era in team history. It marked the first game under first-year head coach Jonathan Gannon and general manager Monti Ossenfort as well as the Cardinals debut for 22 players, most notably starting QB Joshua Dobbs in his first game action with the club. Playing at times in both brilliant sunshine and a driving rain, Arizona took advantage of six sacks and three takeaways to claim a 16-10 lead early in the third quarter. However, the Commanders converted two second half fumbles into points and emerged with a 20-16 week 1 victory.

Washington opened the scoring on the game's third series when Sam Howell's 8-yard TD pass to RB Brian Robinson put the hosts up 7-0; the drive was aided by two personal fouls flagged against AZ along with a 37-yard defensive pass interference penalty. The Cards answered with their own scoring drive as Dobbs completions to WRs Marquise Brown and Rondale Moore covered 29 and 31 yards, respectively and set-up Matt Prater's 28-yard FG. LB Zaven Collins halted the next Commanders' drive with an INT off Howell that set the AZ offense up at the Washington 37. The pick led to another Prater FG, this one from 54 yards that made it 7-6. The ensuing drive saw the Commanders reach the AZ19 before LB Victor Dimukeje forced an Antonio Gibson fumble that Collins recovered to kill the threat. Late in the first half, the Cardinals' third takeaway of the game put points directly on the scoreboard and put AZ up 13-7; LB Dennis Gardeck chased down Howell deep in Washington territory, forcing a fumble that LB Cameron Thomas scooped up at the 2 and took into the end zone with :55 left in the first half. That was enough time for Washington to move into position for a 30-yard Joey Slye FG that cut Arizona's lead to 13-10 on the last play before intermission.

Arizona got the ball first after halftime and Dobbs completed 7 of 9 passes for 50 yards to set up a 37-yard Prater FG that put AZ up 16-10 early in the third. It remained that way until 90 seconds remained in the quarter when the Cards faced a 3rd-n-15 at their own 35. DE Montez Sweat hit Dobbs as he was throwing, forcing a fumble that the Commanders recovered at the 29. Six plays later, they faced a 3rd-n-goal at the 6 when Howell scrambled for the go-ahead score. With 4:44 to go and down by one, the Cards had the ball at their own 40 but a mishandled center exchange turned it over to the Commanders, who took over at the AZ22 following an unsportsmanlike penalty. Slye's 33-yard FG put Washington up 20-16 with 2:23 to play. The Cards would get no closer as the ensuing drive ended with an incompletion on 4th down.

### SCORING DRIVES

TEAM	QTR	TIME	SCORING PLAY	ARI	WAS
Commanders	1	04:15	B.Robinson 7 yd. pass from S.Howell (J.Slye kick) (6-91, 3:20)	0	7
Cardinals	1	00:53	M.Prater 28 yd. Field Goal (8-64, 3:22)	3	7
Cardinals	2	13:26	M.Prater 54 yd. Field Goal (4-1, 1:20)	6	7
Cardinals	2	00:55	C.Thomas 2 yd. fumble return (M.Prater kick)	13	7
Commanders	2	00:00	J.Slye 30 yd. Field Goal (7-69, 0:55)	13	10
Cardinals	3	10:09	M.Prater 37 yd. Field Goal (11-56, 4:51)	16	10
Commanders	4	11:48	S.Howell 6 yd. run (J.Slye kick) (7-29, 3:14)	16	17
Commanders	4	02:23	J.Slye 33 yd. Field Goal (4-7, 2:15)	16	20

### ARIZONA CARDINALS

PASSING	ATT	CP	YDS	SK/YD	TD	LG	INT	RTG
Joshua Dobbs	30	21	132	3/18	0	31	0	78.8
<b>TOTAL</b>	<b>30</b>	<b>21</b>	<b>132</b>	<b>3/18</b>	<b>0</b>	<b>31</b>	<b>0</b>	<b>78.8</b>

RUSHING	ATT	YDS	AVG	LG	TD
James Conner	14	62	4.4	12	0
Marquise Brown	1	29	29.0	29	0
Rondale Moore	2	12	6.0	8	0
Joshua Dobbs	3	-3	-1.0	1	0
Keaontay Ingram	5	-4	-0.8	6	0
<b>TOTAL</b>	<b>25</b>	<b>96</b>	<b>3.8</b>	<b>29</b>	<b>0</b>

RECEIVING	NO	YDS	AVG	LG	TD
Zach Ertz	6	21	3.5	6	0
James Conner	5	8	1.6	11	0
Rondale Moore	3	33	11.0	31	0
Marquise Brown	3	28	9.3	11	0
Trey McBride	2	23	11.5	13	0
Michael Wilson	2	19	9.5	15	0
<b>TOTAL</b>	<b>21</b>	<b>132</b>	<b>6.3</b>	<b>31</b>	<b>0</b>

TOP DEFENSE	TOT	SOLO	AST	SCK	YDS	INT
Kyzir White	9	5	4	0.0	0.0	0
K'Von Wallace	7	3	4	0.0	0.0	0
Marco Wilson	6	5	1	0.0	0.0	0

FIELD GOALS	FGM/FGA	PERCENT	RESULTS
Matt Prater	3-3	100.0	28G, 54G, 37G
<b>TOTAL</b>	<b>3-3</b>	<b>100.0</b>	

### WASHINGTON COMMANDERS

PASSING	ATT	CP	YDS	SK/YD	TD	LG	INT	RTG
Sam Howell	31	19	202	6/46	1	32	1	77.6
<b>TOTAL</b>	<b>31</b>	<b>19</b>	<b>202</b>	<b>6/46</b>	<b>1</b>	<b>32</b>	<b>1</b>	<b>77.6</b>

RUSHING	ATT	YDS	AVG	LG	TD
Brian Robinson Jr.	19	59	3.1	7	0
Sam Howell	2	11	5.5	6t	1
Antonio Gibson	3	9	3.0	3	0
Chris Rodriguez Jr.	3	7	2.3	3	0
Curtis Samuel	1	6	6.0	6	0
<b>TOTAL</b>	<b>28</b>	<b>92</b>	<b>3.3</b>	<b>7</b>	<b>1</b>

RECEIVING	NO	YDS	AVG	LG	TD
Curtis Samuel	5	54	10.8	32	0
Jahan Dotson	5	40	8.0	14	0
Logan Thomas	4	43	10.8	19	0
Terry McLaurin	2	31	15.5	19	0
Cole Turner	1	17	17.0	17	0
Antonio Gibson	1	10	10.0	10	0
Brian Robinson Jr.	1	7	7.0	7t	1
<b>TOTAL</b>	<b>19</b>	<b>202</b>	<b>10.6</b>	<b>32</b>	<b>1</b>

TOP DEFENSE	TOT	SOLO	AST	SCK	YDS	INT
Kamren Curl	10	6	4	0.0	0.0	0
Jamin Davis	6	4	2	0.0	0.0	0
Kendall Fuller	6	3	3	0.0	0.0	0

FIELD GOALS	FGM/FGA	PERCENT	RESULTS
Joey Slye	2-2	100.0	30G, 33G
<b>TOTAL</b>	<b>2-2</b>	<b>100.0</b>	

### Team Statistics

First Downs	13	21
3rd-Down Eff. (Made/Att/Pct)	4/14/29%	4/12/33%
4th-Down Eff. (Made/Att/Pct)	0/1/0%	0/0/0%
Total Net Yards	210	248
Total Plays	58	65
Yards Per Play	3.6	3.8
Rushes/Net Yards	25/96	28/92
Net Passing	114	156
Pass Attempts/Completions	30/21	31/19
Had Intercepted	0	1
Sacked/Yards Lost	3/18	6/46
Punts/Average	5/47.0	6/44.3
Penalties/Yards	9/122	8/70
Fumbles/Lost	3/2	2/2
Possession Time	28:36	31:24

### Cardinals Commanders

First Downs	13	21
3rd-Down Eff. (Made/Att/Pct)	4/14/29%	4/12/33%
4th-Down Eff. (Made/Att/Pct)	0/1/0%	0/0/0%
Total Net Yards	210	248
Total Plays	58	65
Yards Per Play	3.6	3.8
Rushes/Net Yards	25/96	28/92
Net Passing	114	156
Pass Attempts/Completions	30/21	31/19
Had Intercepted	0	1
Sacked/Yards Lost	3/18	6/46
Punts/Average	5/47.0	6/44.3
Penalties/Yards	9/122	8/70
Fumbles/Lost	3/2	2/2
Possession Time	28:36	31:24



## WEEK 2

New York Giants 31, Arizona Cardinals 28

62,080 ■ State Farm Stadium ■ Sep 17, 2023



New York Giants	0	0	14	17	—	31
Arizona Cardinals	7	13	8	0	—	28

Making their regular season home debut, the Cardinals faced the Giants in week 2 at State Farm Stadium. It was truly a tale of two halves. Behind QB Joshua Dobbs and a tenacious defense down four starters (including all-pro S Budda Baker), Arizona scored 20 points in the opening two quarters while pitching a first half shutout. However, in quarters 3 & 4, the Giants outscored the hosts 31-8 enroute to a comeback victory that evened their record at 1-1 and dropped the Cards to 0-2. RB James Conner finished with 106 rushing yards on 23 carries and a TD for the Cardinals. Dobbs was 21 of 31 for 228 yards through the air with a passing TD and another rushing while playing turnover-free football.

The first half was all Arizona, who not only led 20-0 at intermission but held decisive statistical edges in first downs (16-5), total yards (241-81) and time of possession (19:09-10:51). The only Cards possession that didn't produce points was their first on which a deep Dobbs pass to TE Zach Ertz was just inches from a huge gain down the left sideline and Matt Prater's 55-yard FG try was just wide to the left. But after forcing a 3-n-out, RB James Conner capped a 9-play, 86-yard drive with his 4-yard TD run: one of the biggest plays on it was a 21-yard completion to rookie WR Michael Wilson on 3rd-n-7 from the NY39. A Dennis Gardeck 3rd down sack of Daniel Jones ended the next Giants possession and was followed by another lengthy AZ scoring drive. This one covered 80 yards in 7 plays and put AZ up 10-0 on the first play of the 2nd quarter when Dobbs scrambled 23 yards and bowled over a Giants defender to reach the end zone. The run was a career-long for Dobbs as well as his first career rushing TD. The ensuing Giants series reached the AZ36 but on 2nd-n-8 from there, Jones' pass attempt deflected off the hands of RB Saquon Barkley and was picked off by S Jalen Thompson. His 35-yard return took it to the NY34 and led to a 44-yard Prater FG that made it 20-0 with 1:09 remaining in the 2nd quarter. The Giants tried for points before intermission, but a Zaven Collins sack effectively ended the half.

The New York turnaround began on the 3rd quarter's first play from scrimmage when a deep Jones completion to WR Jalin Hyatt covered 58 yards to the AZ17. Two plays later, Jones kept around the left end and scored from 14 yards out. Arizona counterpunched immediately with a 22-yard Conner run on the ensuing drive's first play. In all on the possession, Conner ran for 53 of its 75 yards and Dobbs ended it with his 3-yard TD pass to WR Marquise Brown; a Dobbs run for a 2-point conversion made it 28-7 with 9:34 left in the third quarter. However, the Giants would storm back with consecutive TD drives of 75 and 80 yards, respectively. The first ended on a 1-yard Barkley TD run and he capped the second with his 9-yard catch of a Jones pass that trimmed Arizona's lead to 28-21 midway through the fourth. Following a 3-n-out by the Cards' offense, NY moved 64 yards in 6 plays and tied the game on a Jones TD pass of 11 yards to WR Isaiah Hodgins. Now tied at 28 with 4:25 remaining, the Giants again forced an Arizona punt. The ensuing drive started at their own 28 but moved to the AZ20 in 4 plays, setting up a 34-yard Graham Gano FG with 0:19 left that proved to be the game winner.

### SCORING DRIVES

TEAM	QTR	TIME	SCORING PLAY	NYG	ARI
Cardinals	1	06:11	J.Conner 4 yd. run (M.Prater kick) (9-86, 4:41)	0	7
Cardinals	2	14:51	J.Dobbs 23 yd. run (M.Prater kick) (7-80, 3:27)	0	14
Cardinals	2	08:43	M.Prater 37 yd. Field Goal (9-54, 5:02)	0	17
Cardinals	2	01:09	M.Prater 44 yd. Field Goal (6-8, 3:11)	0	20
Giants	3	13:43	D.Jones 14 yd. run (G.Gano kick) (3-75, 1:17)	7	20
Cardinals	3	09:34	M.Brown 3 yd. pass from J.Dobbs (J.Dobbs run) (8-75, 4:09)	7	28
Giants	3	03:27	S.Barkley 1 yd. run (G.Gano kick) (12-75, 6:07)	14	28
Giants	4	08:51	S.Barkley 9 yd. pass from D.Jones (G.Gano kick) (13-80, 5:50)	20	28
Giants	4	04:25	I.Hodgins 11 yd. pass from D.Jones (G.Gano kick) (6-64, 3:06)	28	28
Giants	4	00:19	G.Gano 34 yd. Field Goal (8-56, 2:12)	31	28

### NEW YORK GIANTS

PASSING	ATT	CP	YDS	SK/YD	TD	LG	INT	RTG
Daniel Jones	37	26	321	3/9	2	58	1	103.5
<b>TOTAL</b>	<b>37</b>	<b>26</b>	<b>321</b>	<b>3/9</b>	<b>2</b>	<b>58</b>	<b>1</b>	<b>103.5</b>

RUSHING	ATT	YDS	AVG	LG	TD
Saquon Barkley	17	63	3.7	16	1
Daniel Jones	9	59	6.6	15	1
Matt Breida	1	5	5.0	5	0
<b>TOTAL</b>	<b>27</b>	<b>127</b>	<b>4.7</b>	<b>16</b>	<b>2</b>

RECEIVING	NO	YDS	AVG	LG	TD
Darren Waller	6	76	12.7	25	0
Saquon Barkley	6	29	4.8	10	1
Isaiah Hodgins	4	40	10.0	12	1
Parris Campbell	4	21	5.3	9	0
Darius Slayton	3	62	20.7	29	0
Jalin Hyatt	2	89	44.5	58	0
Sterling Shepard	1	4	4.0	4	0
<b>TOTAL</b>	<b>26</b>	<b>321</b>	<b>12.3</b>	<b>58</b>	<b>2</b>

TOP DEFENSE	TOT	SOLO	AST	SCK	YDS	INT
Jason Pinnock	13	10	3	0.0	0.0	0
Bobby Okereke	8	5	3	0.0	0.0	0
Xavier McKinney	7	6	1	0.0	0.0	0

FIELD GOALS	FGM/FGA	PERCENT	RESULTS
Graham Gano	1-1	100.0	34G
<b>TOTAL</b>	<b>1-1</b>	<b>100.0</b>	

### ARIZONA CARDINALS

PASSING	ATT	CP	YDS	SK/YD	TD	LG	INT	RTG
Joshua Dobbs	31	21	228	0/0	1	23	0	99.9
<b>TOTAL</b>	<b>31</b>	<b>21</b>	<b>228</b>	<b>0/0</b>	<b>1</b>	<b>23</b>	<b>0</b>	<b>99.9</b>

RUSHING	ATT	YDS	AVG	LG	TD
James Conner	23	106	4.6	22	1
Joshua Dobbs	3	41	13.7	23t	1
Keaontay Ingram	2	6	3.0	5	0
Emari Demercado	1	-2	-2.0	-2	0
<b>TOTAL</b>	<b>29</b>	<b>151</b>	<b>5.2</b>	<b>23t</b>	<b>2</b>

RECEIVING	NO	YDS	AVG	LG	TD
Zach Ertz	6	56	9.3	17	0
Marquise Brown	6	54	9.0	22	1
Michael Wilson	3	56	18.7	21	0
Trey McBride	2	32	16.0	23	0
Emari Demercado	2	7	3.5	4	0
Rondale Moore	1	14	14.0	14	0
Zach Pascal	1	9	9.0	9	0
<b>TOTAL</b>	<b>21</b>	<b>228</b>	<b>10.9</b>	<b>23</b>	<b>1</b>

TOP DEFENSE	TOT	SOLO	AST	SCK	YDS	INT
K'Von Wallace	8	5	3	0.0	0.0	0
Krys Barnes	7	6	1	0.0	0.0	0
Jalen Thompson	7	5	2	0.0	0.0	1

FIELD GOALS	FGM/FGA	PERCENT	RESULTS
Matt Prater	2-3	66.7	55WL, 37G, 44G
<b>TOTAL</b>	<b>2-3</b>	<b>66.0</b>	

### Team Statistics

First Downs	26
3rd-Down Eff. (Made/Att/Pct)	7/12/58%
4th-Down Eff. (Made/Att/Pct)	1/1/100%
Total Net Yards	439
Total Plays	67
Yards Per Play	6.6
Rushes/Net Yards	27/127
Net Passing	312
Pass Attempts/Completions	37/26
Had Intercepted	1
Sacked/Yards Lost	3/9
Punts/Average	3/37.0
Penalties/Yards	9/75
Fumbles/Lost	0/0
Possession Time	29:23

### Giants

26
7/12/58%
1/1/100%
439
67
6.6
27/127
312
37/26
1
3/9
3/37.0
9/75
0/0
29:23

### Cardinals

24
4/10/40%
0/0/0%
379
60
6.3
29/151
228
31/21
0
0/0
3/48.7
8/57
0/0
30:37

# 2023 GAME SUMMARIES



## WEEK 3

**Dallas Cowboys 16, Arizona Cardinals 28**  
**62,915** ■ **State Farm Stadium** ■ **Sep 24, 2023**



Dallas Cowboys	3	7	3	3	—	16
Arizona Cardinals	9	12	0	7	—	28

The Cardinals entered week 3 looking for their first win of the season. Standing in their way was a 2-0 Dallas team that had won its first two games by 60 combined points (40-0 and 30-10), boasted the league's #1 defense, had not committed a turnover and led the NFL in takeaways. But like they had in the season's first two games, Arizona would find itself with a double-digit lead in the second half. This time the Cardinals would not relinquish it. Led by QB Joshua Dobbs, the Cardinals offense scored on all five of its first half possessions and finished the day with 400 yards of offense, including 222 on the ground. RB James Conner accounted for 116 yards from scrimmage, including 98 on 14 rushes with a TD run. The defense allowed just one TD and three FGs and came up with a huge late takeaway to seal the 28-16 victory. It marked Arizona's first win under the leadership of new GM Monti Ossenfort and head coach Jonathan Gannon as well as the first career win as a starter for Dobbs.

Arizona got the ball first and on the game's second play, Dobbs kept it around the left end on a designed run, gaining 44 yards to the Dallas 29. That rush set-up a 39-yard Matt Prater FG that gave the Cards an early 3-0 lead and marked the first time the Cowboys trailed all season. After a Dallas 3-n-out, Arizona moved 82 yards in 7 plays and Conner ran it in from 5 yards out; a Cowboys penalty on the PAT try resulted in the Cards going for 2 but the run failed and the AZ lead was 9-0. Brandon Aubrey's 49-yard FG on the ensuing Cowboys drive made it 9-3 early in the opening quarter. Arizona then moved 30 yards to the Dallas 45 before hitting on another explosive play. This time WR Rondale Moore lined up in the backfield and took an inside handoff before rocketing down the middle of the field for a 45-yard TD run. Trailing 15-3, Dallas answered with 5:32 remaining in the 2nd quarter when RB Rico Dowdle scored on a 15-yard screen pass from Dak Prescott. But with 1:28 left in the half, Prater's 43-yard FG capped a 10-play, 50-yard drive that put AZ up 18-10. After the Cardinals defense forced a Dallas punt, AZ took over at its own 31 with :21 left and two timeouts. Dobbs quickly moved the Cards to the DAL44 in 4 plays and as the half expired, Prater tied his own franchise record with a 62-yard FG. The line-drive boot put Arizona up 21-10 at intermission.

Dallas opened the third quarter by driving to the AZ8 before the Cardinals defense forced them to settle for a 27-yard Aubrey FG. It was the first of four straight second half possessions that saw Dallas advance inside the Arizona 10, but they resulted in just six total points (two field goals, turnover on downs and an INT). The following Dallas drive reached the 4 but on 4th-n-3 from there, the Cards forced an incompletoion to halt the threat. The Cowboys then advanced to the Arizona 8 but no further and Aubrey's 26-yard FG cut the Cardinals lead to five (21-16) with 9:33 remaining in the 4th quarter. On the very next play from scrimmage, however, Dobbs found rookie WR Michael Wilson wide open downfield and that 69-yard catch-n-run quickly set the offense up at the Dallas 7. Two plays later, WR Marquise Brown hauled in a 2-yard TD pass from Dobbs on 3rd-n-goal and the Cards were up 28-16 with 7:22 left. The Cowboys responded by moving to Arizona 5 but Prescott's 3rd-n-goal pass into the middle of the end zone was intercepted by LB Kyzir White. The turnover was Dallas' first of the season and gave the ball back to the Arizona's offense with 3:00 to go. Three Conner runs and a pair of Dobbs QB keepers allowed Arizona to run out the remaining time and secure the upset win.

### SCORING DRIVES

TEAM	QTR	TIME	SCORING PLAY	DAL	ARI
Cardinals	1	12:31	M.Prater 39 yd. Field Goal (6-54, 2:29)	0	3
Cardinals	1	06:12	J.Conner 5 yd. run (run failed) (7-82, 3:49)	0	9
Cowboys	1	01:48	B.Aubrey 49 yd. Field Goal (10-44, 4:24)	3	9
Cardinals	2	12:31	R.Moore 45 yd. run (pass failed) (7-75, 4:17)	3	15
Cowboys	2	05:32	R.Dowdle 15 yd. pass from D.Prescott (B.Aubrey kick) (13-75, 6:59)	10	15
Cardinals	2	01:28	M.Prater 43 yd. Field Goal (10-50, 4:04)	10	18
Cardinals	2	00:00	M.Prater 62 yd. Field Goal (5-27, 0:25)	10	21
Cowboys	3	09:27	B.Aubrey 27 yd. Field Goal (13-67, 5:33)	13	21
Cowboys	4	09:33	B.Aubrey 26 yd. Field Goal (12-56, 5:20)	16	21
Cardinals	4	07:22	M.Brown 2 yd. pass from J.Dobbs (M.Prater kick) (4-76, 2:11)	16	28

### DALLAS COWBOYS

PASSING	ATT	CP	YDS	SK/YD	TD	LG	INT	RTG
Dak Prescott	40	25	249	2/18	1	32	1	78.0
<b>TOTAL</b>	<b>40</b>	<b>25</b>	<b>249</b>	<b>2/18</b>	<b>1</b>	<b>32</b>	<b>1</b>	<b>78.0</b>

RUSHING	ATT	YDS	AVG	LG	TD
Tony Pollard	23	122	5.3	31	0
Dak Prescott	3	24	8.0	13	0
Rico Dowdle	4	21	5.3	10	0
CeeDee Lamb	2	9	4.5	9	0
Hunter Luepke	1	9	9.0	9	0
<b>TOTAL</b>	<b>33</b>	<b>185</b>	<b>5.6</b>	<b>31</b>	<b>0</b>

RECEIVING	NO	YDS	AVG	LG	TD
Michael Gallup	6	92	15.3	27	0
Jake Ferguson	5	48	9.6	12	0
CeeDee Lamb	4	53	13.3	32	0
Rico Dowdle	3	25	8.3	15t	1
Tony Pollard	3	-1	-0.3	2	0
Brandin Cooks	2	17	8.5	12	0
Hunter Luepke	1	12	12.0	12	0
Peyton Hendershot	1	3	3.0	3	0
<b>TOTAL</b>	<b>25</b>	<b>249</b>	<b>10.0</b>	<b>32</b>	<b>1</b>

TOP DEFENSE	TOT	SOLO	AST	SCK	YDS	INT
Damone Clark	9	6	3	0.0	0.0	0
Jayron Kearse	6	6	0	0.0	0.0	0
DaRon Bland	6	5	1	0.0	0.0	0

FIELD GOALS	FGM/FGA	PERCENT	RESULTS
Brandon Aubrey	3-3	100.0	49G, 27G, 26G
<b>TOTAL</b>	<b>3-3</b>	<b>100.0</b>	

### ARIZONA CARDINALS

PASSING	ATT	CP	YDS	SK/YD	TD	LG	INT	RTG
Joshua Dobbs	21	17	189	2/11	1	69	0	120.0
<b>TOTAL</b>	<b>21</b>	<b>17</b>	<b>189</b>	<b>2/11</b>	<b>1</b>	<b>69</b>	<b>0</b>	<b>120.0</b>

RUSHING	ATT	YDS	AVG	LG	TD
James Conner	14	98	7.0	26	1
Joshua Dobbs	6	55	9.2	44	0
Rondale Moore	3	54	18.0	45t	1
Keaontay Ingram	5	13	2.6	8	0
Emari Demercado	2	2	1.0	2	0
<b>TOTAL</b>	<b>30</b>	<b>222</b>	<b>7.4</b>	<b>45T</b>	<b>2</b>

RECEIVING	NO	YDS	AVG	LG	TD
Marquise Brown	5	61	12.2	23	1
Rondale Moore	4	8	2.0	8	0
Michael Wilson	2	86	43.0	69	0
James Conner	2	18	9.0	10	0
Zach Ertz	2	6	3.0	5	0
Keaontay Ingram	1	8	8.0	8	0
Trey McBride	1	2	2.0	2	0
<b>TOTAL</b>	<b>17</b>	<b>189</b>	<b>11.1</b>	<b>69</b>	<b>1</b>

TOP DEFENSE	TOT	SOLO	AST	SCK	YDS	INT
Kyzir White	14	8	6	0.0	0.0	1
Kei'Trel Clark	10	8	2	0.0	0.0	0
Jalen Thompson	8	5	3	0.0	0.0	0

FIELD GOALS	FGM/FGA	PERCENT	RESULTS
Matt Prater	3-3	100.0	39G, 43G, 62G
<b>TOTAL</b>	<b>3-3</b>	<b>100.0</b>	

### Team Statistics

	Cowboys	Cardinals
First Downs	26	20
3rd-Down Eff. (Made/Att/Pct)	9/16/56%	5/10/50%
4th-Down Eff. (Made/Att/Pct)	0/1/0%	0/0/0%
Total Net Yards	416	400
Total Plays	75	53
Yards Per Play	5.5	7.5
Rushes/Net Yards	33/185	30/222
Net Passing	231	178
Pass Attempts/Completions	40/25	21/17
Had Intercepted	1	0
Sacked/Yards Lost	2/18	2/11
Punts/Average	2/51.0	2/47.0
Penalties/Yards	13/107	8/69
Fumbles/Lost	0/0	0/0
Possession Time	34:33	25:27





## WEEK 4

Arizona Cardinals 16, San Francisco 49ers 35

71,521 ■ Levi's Stadium ■ Oct 1, 2023



Arizona Cardinals	0	10	6	0	—	16
San Francisco 49ers	7	14	0	14	—	35

On a sunny week 4 afternoon in the Bay Area, the Cardinals faced an undefeated Niners team that was averaging 30 points a game on offense and allowing just 14 on defense. The hosts jumped out early and took a 21-3 lead with 5:22 to play in the second quarter. Arizona would battle back to trim the deficit to 5 at 21:16 late in the third quarter, but would pull no closer. The 49ers held just a 33-yard advantage in total net yards (395 to 362), 19 yards in net rushing (124 to 105) and 14 yards in net passing (271 to 257). But San Francisco RB Christian McCaffrey scored four TDs (three on the ground) while QB Brock Purdy completed 20 of 21 passes and recorded both a passing and rushing touchdown. It added up to a 35-16 Niners win that was their 14th consecutive in the regular season. Arizona was led by QB Joshua Dobbs who passed for 265 yards with two TDs and no interceptions. Rookie WR Michael Wilson finished with 76 yards on 7 catches and recorded his first two career TD receptions.

San Francisco staked a 14-0 lead with McCaffrey TDs on its first two possessions. The first was a 1-yard run that capped an 8-play, 62-yard drive; the other drive went 75 yards in 9 plays and McCaffrey ended by hauling in a backwards pass from Purdy and taking it 18 yards to the end zone. Arizona would draw to within 14-3 when its next drive ended with Matt Prater's 38-yard FG; the key play was Dobbs' 8-yard first down run when the Cards went for it on 4th-n-7 at their own 45. The next series saw San Fran WR Brandon Aiyuk haul in a 42-yard pass between two defenders and that set-up a 6-yard Purdy-to-McCaffrey TD pass that made it 21-3. Just before the half, the Cards moved 87 yards in 13 plays and pulled to within 21-10 when Dobbs and Wilson connected on a 16-yard TD pass with 0:23 left in the second quarter. The drive included another key 4th down conversion, this one on a fake punt on 4th-n-2 at the AZ21 when up-man Ezekiel Turner took a direct snap and picked up the first down.

After forcing a 49ers punt on the opening drive of the third quarter, the Cards took over inside their own 1-yard line. But Dobbs completed 4 of 4 passes for 61 yards and ran twice for 10 yards and capped the 99-yard drive with another TD pass to Wilson, this one from 8 yards away. After the two-point try was unsuccessful, San Fran's lead was just 5 with 4:12 to go in the third. The Niners would produce long TD drives on their next two possessions that combined to chew more than 12 minutes off the clock. Arizona's two fourth quarter drives would penetrate 49ers territory but neither produced points and the Cards fell by a final score of 35-16.

### SCORING DRIVES

TEAM	QTR	TIME	SCORING PLAY	ARI	SF
49ers	1	09:07	C.McCaffrey 1 yd. run (J.Moody kick) (8-62, 4:16)	0	7
49ers	2	14:14	C.McCaffrey 18 yd. run (J.Moody kick) (9-75, 5:09)	0	14
Cardinals	2	08:14	M.Prater 38 yd. Field Goal (13-40, 6:00)	3	14
49ers	2	05:22	C.McCaffrey 6 yd. pass from B.Purdy (J.Moody kick) (5-75, 2:52)	3	21
Cardinals	2	00:23	Mi.Wilson 16 yd. pass from J.Dobbs (M.Prater kick) (13-87, 4:59)	10	21
Cardinals	3	04:12	Mi.Wilson 8 yd. pass from J.Dobbs (run failed) (11-99, 6:25)	16	21
49ers	4	14:22	C.McCaffrey 2 yd. run (J.Moody kick) (8-75, 4:50)	16	28
49ers	4	01:59	B.Purdy 1 yd. run (J.Moody kick) (14-77, 7:14)	16	34

### ARIZONA CARDINALS

PASSING	ATT	CP	YDS	SK/YD	TD	LG	INT	RTG
Joshua Dobbs	41	28	265	1/8	2	41	0	102.2
<b>TOTAL</b>	<b>41</b>	<b>28</b>	<b>265</b>	<b>1/8</b>	<b>2</b>	<b>41</b>	<b>0</b>	<b>102.2</b>

RUSHING	ATT	YDS	AVG	LG	TD
James Conner	11	52	4.7	11	0
Joshua Dobbs	12	48	4.0	12	0
Emari Demercado	1	3	3.0	3	0
Ezekiel Turner	1	2	2.0	2	0
<b>TOTAL</b>	<b>25</b>	<b>105</b>	<b>4.2</b>	<b>12</b>	<b>0</b>

RECEIVING	NO	YDS	AVG	LG	TD
Marquise Brown	7	96	13.7	41	0
Michael Wilson	7	76	10.9	33	2
Zach Ertz	6	53	8.8	15	0
Emari Demercado	3	21	7.0	13	0
Zach Pascal	3	10	3.3	9	0
Trey McBride	1	5	5.0	5	0
James Conner	1	4	4.0	4	0
<b>TOTAL</b>	<b>28</b>	<b>265</b>	<b>9.5</b>	<b>41</b>	<b>2</b>

TOP DEFENSE	TOT	SOLO	AST	SCK	YDS	INT
Ezekiel Turner	9	4	5	0.0	0.0	0
K'Von Wallace	8	4	4	0.0	0.0	0
Kyzir White	7	3	4	0.0	0.0	0

FIELD GOALS	FGM/FGA	PERCENT	RESULTS
Matt Prater	1-1	100.0	38G
<b>TOTAL</b>	<b>1-1</b>	<b>100.0</b>	

### SAN FRANCISCO 49ERS

PASSING	ATT	CP	YDS	SK/YD	TD	LG	INT	RTG
Brock Purdy	21	20	283	1/12	1	42	0	134.6
<b>TOTAL</b>	<b>21</b>	<b>20</b>	<b>283</b>	<b>1/12</b>	<b>1</b>	<b>42</b>	<b>0</b>	<b>134.6</b>

RUSHING	ATT	YDS	AVG	LG	TD
Christian McCaffrey	20	106	5.3	18t	3
Jordan Mason	3	10	3.3	4	0
Deebo Samuel Sr.	3	6	2.0	5	0
Kyle Juszczyk	2	3	1.5	3	0
Brock Purdy	2	0	0.0	1t	1
Sam Darnold	1	-1	-1.0	-1	0
<b>TOTAL</b>	<b>31</b>	<b>124</b>	<b>4.0</b>	<b>18T</b>	<b>4</b>

RECEIVING	NO	YDS	AVG	LG	TD
Christian McCaffrey	7	71	10.1	13	1
Brandon Aiyuk	6	148	24.7	42	0
Ray-Ray McCloud III	2	22	11.0	14	0
Jordan Mason	1	13	13.0	13	0
George Kittle	1	9	9.0	9	0
Willie Snead IV	1	9	9.0	9	0
Ronnie Bell	1	7	7.0	7	0
Kyle Juszczyk	1	4	4.0	4	0
<b>TOTAL</b>	<b>20</b>	<b>283</b>	<b>14.2</b>	<b>42</b>	<b>1</b>

TOP DEFENSE	TOT	SOLO	AST	SCK	YDS	INT
Dre Greenlaw	10	8	2	0.0	0.0	0
Fred Warner	10	8	2	0.0	0.0	0
Talanoa Hufanga	5	4	1	0.0	0.0	0

FIELD GOALS	FGM/FGA	PERCENT	RESULTS
	No Field Goals		

### Team Statistics

First Downs	23	30
3rd-Down Eff. (Made/Att/Pct)	8/15/53%	3/5/60%
4th-Down Eff. (Made/Att/Pct)	2/3/67%	1/1/100%
Total Net Yards	362	395
Total Plays	67	53
Yards Per Play	5.4	7.5
Rushes/Net Yards	25/105	31/124
Net Passing	257	271
Pass Attempts/Completions	41/28	21/20
Had Intercepted	0	0
Sacked/Yards Lost	1/8	1/12
Punts/Average	3/39.0	1/45.0
Penalties/Yards	9/55	4/21
Fumbles/Lost	1/0	0/0
Possession Time	30:46	29:14

### Cardinals

### 49ers

# 2023 GAME SUMMARIES



## WEEK 5

**Cincinnati Bengals 34, Arizona Cardinals 20**  
**62,651** ■ **State Farm Stadium** ■ **Oct 8, 2023**



Cincinnati Bengals	10	7	7	10	—	34
Arizona Cardinals	0	14	6	0	—	20

In week 5, the Bengals made just their second-ever visit to State Farm Stadium, facing the Cardinals in a match-up of 1-3 teams. The visitors jumped out to an early 10-0 advantage before Arizona stormed back to lead 14-10 midway through the second. But a huge momentum swing took place late in the second quarter and early in the third. Cincy took advantage of 3 takeaways to outscore AZ 24-6 the rest of the way to earn a 34-20 victory. The Bengals were led by their two best offensive players as WR Ja'Marr Chase had 15 catches for 192 yards and three TDs on passes from QB Joe Burrow who completed 36 of 46 attempts for 317 yards. A Cardinals team that had already been hit hard by injuries suffered two more key ones in the second quarter when both RB James Conner (knee) and S Jalen Thompson (hamstring) exited and did not return.

The Bengals opened the scoring and took a 10-0 lead after their first two offensive possessions. On the first, Burrow completed 7 of 7 passes for 56 yards and ended it when he found Chase in the back of the end zone on 3rd-n-goal from the 2. Cincy's next drive started at the AZ48 after a 28-yard Trenton Irwin punt return. It would advance to the AZ7 and the Bengals had it 1st-n-goal from there. But after a pair of stops, DL Kevin Strong sacked Burrow for a 15-yard loss on 3rd-n-goal and Evan McPherson's 40-yard FG put Cincinnati up 10-0 late in the first. Cards QB Joshua Dobbs then led the Cardinals 75 yards in 9 plays on the ensuing drive and pulled AZ to within 10-7 when he dropped a perfect pass right into the arms of WR Marquise Brown for a 25-yard TD down the right sideline. On that series, Dobbs was 4 for 5 for 67 yards and the only incompletion was an athletic throwaway to avoid a sack. Arizona's defense forced a 3-n-out on the next series when DL Dante Stills sacked Burrow on 3rd down, Greg Dortch's 16-yard punt return and an unnecessary roughness penalty allowed the Cards to start the next drive at the CIN49. On its 2nd play, Conner was initially bottled up before spinning out of trouble, reversing field and picking up 35 yards to the Bengals 14; unfortunately he injured his knee on the play and did not return. That Conner run set up a 2-yard Dobbs TD pass to TE Zach Ertz that put AZ up 14-10 with 8:28 to go in the 2nd quarter. With two minutes to play before halftime the teams traded huge momentum shifts. First, Burrow had moved his offense inside the AZ5 before the Cards turned Cincy away on both 3rd and 4th down Joe Mixon runs from the 1 thanks to tackles by CB Antonio Hamilton and S K'Von Wallace, respectively. But two plays later, Dobbs threw his first INT of the year (after a franchise record 137 attempts without one) when CB Cam Taylor-Britt snagged the ball at the 11 and returned it for a TD that put the Bengals up 17-14 at halftime.

On the second half's third play from scrimmage, Burrow went deep to Chase and hit him with a 63-yard scoring pass that made it 24-15 just 81 seconds into the 3rd quarter. Midway through the stanza, the Cards moved 75 yards in 11 plays on a TD drive; its final 3 plays were runs by undrafted rookie RB Emari Demarcado - subbing for Conner - that covered 8, 9 and 11 yards, the last of which he took into the end zone for his first career TD. That cut the Cincy lead to 24-20 after the PAT kick failed. On the next drive, the Bengals reached the AZ45 and faced a 3rd-n-7 from there when Wallace intercepted Burrow to get the ball back for the Cardinals offense. On the next play from scrimmage, WR Rondale Moore took a direct snap and raced 41 yards around the left end for a 41-yard gain to the CIN25. Three plays later, AZ went for it on 4th-n-1 at the 16 but were turned away when Dobbs was stopped on a designed run. From there, Cincy moved 83 yards in 15 plays and went up 31-20 when Burrow connected with Chase on their 3rd TD of the game, a 3-yarder in the back of the end zone. On the next play from scrimmage, the Bengals sacked Dobbs forcing a fumble that they recovered at the AZ28. That set-up McPherson's 40-yard FG that provided the game's final points.

### SCORING DRIVES

TEAM	QTR	TIME	SCORING PLAY	CIN	ARI
Bengals	1	07:09	J.Chase 2 yd. pass from J.Burrow (E.McPherson kick) (11-64, 6:10)	7	0
Bengals	1	01:46	E.McPherson 40 yd. Field Goal (8-26, 4:05)	10	0
Cardinals	2	12:25	M.Brown 25 yd. pass from J.Dobbs (M.Prater kick) (9-75, 4:21)	10	7
Cardinals	2	08:28	Z.Ertz 4 yd. pass from J.Dobbs (M.Prater kick) (5-49, 2:13)	10	14
Bengals	2	01:23	C.Taylor-Britt 11 yd. interception return (E.McPherson kick)	17	14
Bengals	3	13:39	J.Chase 63 yd. pass from J.Burrow (E.McPherson kick) (3-75, 1:21)	24	14
Cardinals	3	07:33	E.Demarcado 11 yd. run (kick failed, wl) (11-75, 6:06)	24	20
Bengals	4	07:48	J.Chase 3 yd. pass from J.Burrow (E.McPherson kick) (15-83, 8:55)	31	20
Bengals	4	06:33	E.McPherson 40 yd. Field Goal (5-6, 1:08)	34	20

### CINCINNATI BENGALS

PASSING	ATT	CP	YDS	SK/YD	TD	LG	INT	RTG
Joe Burrow	46	36	317	3/30	3	63T	1	108.1
<b>TOTAL</b>	<b>46</b>	<b>36</b>	<b>317</b>	<b>3/30</b>	<b>3</b>	<b>63T</b>	<b>1</b>	<b>108.1</b>

RUSHING	ATT	YDS	AVG	LG	TD
Joe Mixon	25	81	3.2	10	0
Joe Burrow	4	7	1.8	10	0
Trayveon Williams	1	5	5.0	5	0
<b>TOTAL</b>	<b>30</b>	<b>93</b>	<b>3.1</b>	<b>10</b>	<b>0</b>

RECEIVING	NO	YDS	AVG	LG	TD
Ja'Marr Chase	15	192	12.8	63T	3
Trenton Irwin	8	60	7.5	13	0
Tyler Boyd	6	39	6.5	14	0
Joe Mixon	4	13	3.3	8	0
Andrei Iosivas	1	9	9.0	9	0
Chase Brown	1	2	2.0	2	0
Kwamie Lassiter II	1	2	2.0	2	0
<b>TOTAL</b>	<b>36</b>	<b>317</b>	<b>8.8</b>	<b>63T</b>	<b>3</b>

TOP DEFENSE	TOT	SOLO	AST	SCK	YDS	INT
Germaine Pratt	10	3	7	0.0	0.0	1
Logan Wilson	9	4	5	0.0	0.0	0
Mike Hilton	4	4	0	0.0	0.0	0

FIELD GOALS	FGM/FGA	PERCENT	RESULTS
Evan McPherson	2-2	100.0	40G, 40G
<b>TOTAL</b>	<b>2-2</b>	<b>100.0</b>	

### ARIZONA CARDINALS

PASSING	ATT	CP	YDS	SK/YD	TD	LG	INT	RTG
Joshua Dobbs	32	15	166	3/14	2	25t	2	57.6
<b>TOTAL</b>	<b>32</b>	<b>15</b>	<b>166</b>	<b>3/14</b>	<b>2</b>	<b>25T</b>	<b>2</b>	<b>57.6</b>

RUSHING	ATT	YDS	AVG	LG	TD
Rondale Moore	3	50	16.7	41	0
James Conner	6	46	7.7	35	0
Emari Demarcado	10	45	4.5	11t	1
Joshua Dobbs	3	1	0.3	2	0
<b>TOTAL</b>	<b>22</b>	<b>142</b>	<b>6.5</b>	<b>41</b>	<b>1</b>

RECEIVING	NO	YDS	AVG	LG	TD
Marquise Brown	4	61	15.3	25t	1
Rondale Moore	3	26	8.7	19	0
Geoff Swaim	2	22	11.0	11	0
Trey McBride	2	17	8.5	13	0
Zach Ertz	2	10	5.0	6	1
Michael Wilson	1	18	18.0	18	0
Emari Demarcado	1	12	12.0	12	0
<b>TOTAL</b>	<b>15</b>	<b>166</b>	<b>11.1</b>	<b>25T</b>	<b>2</b>

TOP DEFENSE	TOT	SOLO	AST	SCK	YDS	INT
Marco Wilson	11	8	3	0.0	0.0	0
K'Von Wallace	10	7	3	0.0	0.0	1
Kyzir White	10	6	4	0.0	0.0	0

FIELD GOALS	FGM/FGA	PERCENT	RESULTS
	No Field Goals		

### Team Statistics

	Bengals	Cardinals
First Downs	27	15
3rd-Down Eff. (Made/Att/Pct)	5/14/36%	4/11/36%
4th-Down Eff. (Made/Att/Pct)	0/3/0%	0/3/0%
Total Net Yards	380	294
Total Plays	79	57
Yards Per Play	4.8	5.2
Rushes/Net Yards	30/93	22/142
Net Passing	287	152
Pass Attempts/Completions	46/36	32/15
Had Intercepted	1	2
Sacked/Yards Lost	3/30	3/14
Punts/Average	3/48.3	4/54.8
Penalties/Yards	4/40	2/16
Fumbles/Lost	1/0	1/1
Possession Time	38:10	21:50



## WEEK 6

Arizona Cardinals 9, Los Angeles Rams 26  
71,202 ■ SoFi Stadium ■ Oct 15, 2023



Arizona Cardinals .....	3	6	0	0	—	9
Los Angeles Rams .....	3	3	10	10	—	26

Facing the Rams in a week 6 divisional road game, an Arizona team that had grown accustomed to missing key players was down two more as RB James Conner and S Jalen Thompson were out with injuries. Nonetheless, the Cardinals led at halftime after dominating the opening two quarters. While they held significant statistical advantages in offensive plays (42-20), net rushing yards (103-5), first downs (11-4) and time of possession (20:58-9:02), the Cards only led 9-6 following the field goal-only first half. That was not enough cushion to hold off the host Rams, who scored on their first four drives after intermission (TD, FG, TD, FG) while keeping the Cardinals off the scoreboard and capitalizing on two fourth quarter takeaways. It all added up to a 26-9 win for Los Angeles, who improved to 3-3 while dropping AZ to 1-5.

The Cardinals got the ball to start the game and put the first points on the board thanks to a 55-yard Matt Prater field goal. The drive's key play came on the 3rd snap from scrimmage when QB Joshua Dobbs scrambled for 24 yards on 3rd-n-10 from the 25. The AZ defense forced a Rams punt on the ensuing series marking the first time all season LA hadn't scored on its opening possession. Arizona then drove from its own 7 to the LA40 but a sack on 3rd-n-2 from there pushed them out of field goal range. Austin Trammell returned the ensuing punt 30 yards to the LA41 and a play later, a Cooper Kupp catch gained 36 yards to the AZ16. The AZ defense held them to a FG try and Brett Maher's 29-yarder tied the game late in the first quarter. LA then forced a Cardinals punt but Trammell lost the ball on a hit by Joey Blount and Bobby Price recovered at the LA17. The takeaway set-up a 32-yard Prater FG that put the Cards up 6-3 with 12:35 left in the 2nd quarter. The Rams went 3-n-out on the next series thanks to a 3rd down sack from LB Kyzir White and AZ's offense took over at its own 41 after the punt. The Cards reached the LA36, but a sneak on 3rd-n-1 from there was stopped. They went for it on 4th-n-6 after an offensive offside penalty pushed it back 5 but came away empty when WR Marquise Brown couldn't get his feet down in bounds on a deep pass down the right sideline. LB Victor Dimukeje's 3rd down sack of Matthew Stafford ended the next LA possession. AZ took over at its own 28 with 5:01 in the half and on 3rd-n-13 at the 25, Dobbs again scrambled for a big gain — a 20 yarder to the AZ45. Another Prater FG, this one from 27 yards out, gave the Cards a 9-3 lead with 0:43 left before halftime. On the next play from scrimmage, Stafford hit Kupp with a deep pass down the middle for a gain of 49 yards to the AZ26. That set-up a 35-yard FG that trimmed Arizona's lead to 9-6 at intermission.

The Rams opened the second half with a ground-heavy drive, rushing on its first 10 plays to reach the AZ13; on 3rd-n-9 from there Stafford hit Kupp just inside the right pylon for a TD and LA took its first lead of the afternoon at 13-9. Following a 3-n-out from the Cardinals, the Rams again advanced deep into AZ territory and reached the AZ6 in 6 plays. They would get no further, however, and Maher's 25-yard FG extended the lead to 16-9. Down a TD, Dobbs led the Cards to the LA12 but disaster struck on the first play of the fourth quarter: His pass to Zach Ertz deflected off the TE's hand and was intercepted by LB Christian Rozeboom at the 12. The Rams proceeded to move 88 yards in 12 plays and Williams' 5-yard TD run put them up 14 with 8:19 remaining. Arizona's comeback hopes were effectively dashed on the next drive when Dobbs lost the ball while being sacked and LA recovered at the AZ33. That led to Maher's 43-yard FG that provided the game's final points.

### SCORING DRIVES

TEAM	QTR	TIME	SCORING PLAY	ARI	LAR
Cardinals	1	11:25	M.Prater 55 yd. Field Goal (8-38, 3:35)	3	0
Rams	1	00:11	B.Maher 29 yd. Field Goal (6-48, 1:56)	3	3
Cardinals	2	12:35	M.Prater 32 yd. Field Goal (4-3, 0:52)	6	3
Cardinals	2	00:43	M.Prater 27 yd. Field Goal (11-63, 4:22)	9	3
Rams	2	00:04	B.Maher 35 yd. Field Goal (5-58, 0:39)	9	6
Rams	3	08:57	C.Kupp 13 yd. pass from M.Stafford (B.Maher kick) (10-75, 6:03)	9	13
Rams	3	02:44	B.Maher 25 yd. Field Goal (8-80, 4:31)	9	16
Rams	4	08:15	K.Williams 5 yd. run (B.Maher kick) (12-88, 6:35)	9	23
Rams	4	04:37	B.Maher 43 yd. Field Goal (4-8, 1:38)	9	26

### ARIZONA CARDINALS

PASSING	ATT	CP	YDS	SK/YD	TD	LG	INT	RTG
Joshua Dobbs	41	21	235	2/20	0	27	1	58.5
<b>TOTAL</b>	<b>41</b>	<b>21</b>	<b>235</b>	<b>2/20</b>	<b>0</b>	<b>27</b>	<b>1</b>	<b>58.5</b>

RUSHING	ATT	YDS	AVG	LG	TD
Joshua Dobbs	7	47	6.7	24	0
Keaontay Ingram	10	40	4.0	12	0
Damien Williams	8	36	4.5	9	0
Emari Demercado	2	11	5.5	6	0
Rondale Moore	3	-4	-1.3	1	0
<b>TOTAL</b>	<b>30</b>	<b>130</b>	<b>4.3</b>	<b>24</b>	<b>0</b>

RECEIVING	NO	YDS	AVG	LG	TD
Trey McBride	4	62	15.5	27	0
Marquise Brown	4	34	8.5	22	0
Rondale Moore	4	30	7.5	9	0
Michael Wilson	3	62	20.7	26	0
Zach Ertz	2	22	11.0	12	0
Keaontay Ingram	2	11	5.5	9	0
Damien Williams	1	8	8.0	8	0
Emari Demercado	1	6	6.0	6	0
<b>TOTAL</b>	<b>21</b>	<b>235</b>	<b>11.2</b>	<b>27</b>	<b>0</b>

TOP DEFENSE	TOT	SOLO	AST	SCK	YDS	INT
Kyzir White	8	5	3	1.0	7.0	0
Josh Woods	6	3	3	0.0	0.0	0
Marco Wilson	5	5	0	0.0	0.0	0

FIELD GOALS	FGM/FGA	PERCENT	RESULTS
Matt Prater	3-3	100.0	55G, 32G, 27G
<b>TOTAL</b>	<b>3-3</b>	<b>100.0</b>	

### LOS ANGELES RAMS

PASSING	ATT	CP	YDS	SK/YD	TD	LG	INT	RTG
Matthew Stafford	24	15	226	3/23	1	49	0	107.3
<b>TOTAL</b>	<b>24</b>	<b>15</b>	<b>226</b>	<b>3/23</b>	<b>1</b>	<b>49</b>	<b>0</b>	<b>107.3</b>

RUSHING	ATT	YDS	AVG	LG	TD
Kyren Williams	20	158	7.9	31	1
Zach Evans	4	10	2.5	3	0
Ronnie Rivers	3	9	3.0	6	0
Matthew Stafford	1	2	2.0	2	0
<b>TOTAL</b>	<b>28</b>	<b>179</b>	<b>6.4</b>	<b>31</b>	<b>1</b>

RECEIVING	NO	YDS	AVG	LG	TD
Cooper Kupp	7	148	21.1	49	1
Puka Nacua	4	26	6.5	9	0
Tyler Higbee	2	18	9.0	9	0
Tutu Atwell	1	30	30.0	30	0
Ronnie Rivers	1	4	4.0	4	0
<b>TOTAL</b>	<b>15</b>	<b>226</b>	<b>15.1</b>	<b>49</b>	<b>1</b>

TOP DEFENSE	TOT	SOLO	AST	SCK	YDS	INT
Ernest Jones IV	10	7	3	0.0	0.0	0
Byron Young	6	3	3	1.0	7.0	0
Jordan Fuller	5	4	1	0.0	0.0	0

FIELD GOALS	FGM/FGA	PERCENT	RESULTS
Brett Maher	4-4	100.0	29G, 35G, 25G, 43G
<b>TOTAL</b>	<b>4-4</b>	<b>100.0</b>	

### Team Statistics

	Cardinals	Rams
First Downs	20	17
3rd-Down Eff. (Made/Att/Pct)	6/16/38%	4/12/33%
4th-Down Eff. (Made/Att/Pct)	2/4/50%	0/0/0%
Total Net Yards	345	382
Total Plays	73	55
Yards Per Play	4.7	6.9
Rushes/Net Yards	30/130	28/179
Net Passing	215	203
Pass Attempts/Completions	41/21	24/15
Had Intercepted	1	0
Sacked/Yards Lost	2/20	3/23
Punts/Average	3/44.7	4/46.5
Penalties/Yards	5/36	6/59
Fumbles/Lost	1/1	1/1
Possession Time	30:30	29:30



# 2023 GAME SUMMARIES



## WEEK 7

Arizona Cardinals 10, Seattle Seahawks 20  
68,781 ■ Lumen Field ■ Oct 22, 2023



Arizona Cardinals	3	7	0	0	—	10
Seattle Seahawks	7	7	3	3	—	20

The Cardinals (1-5) traveled to Seattle for a week 7 divisional game against the Seahawks (3-2). AZ was bolstered by the return of all-pro S Budda Baker, who had missed the previous five games with a hamstring injury, as well as the debut of rookie CB Garrett Williams, who hadn't played since suffering a knee injury the year before in college. Against a Seahawks team that had committed just 3 turnovers all season, Arizona enjoyed a 3-0 edge in takeaways (2 fumble recoveries and an INT). The Cards ran for 127 yards against Seattle's 5th-ranked run defense that had been allowing just 79.2 yards per game. That effort included 58 from undrafted rookie Emari Demercado, who started for the injured James Conner. Unfortunately, AZ would only score 3 points off those 3 takeaways and struggled to find an offensive rhythm in falling 20-10 to the Seahawks.

Seattle's opening drive penetrated Arizona territory thanks in part to a 31-yard completion from Geno Smith to WR Jake Bobo. However, a Zaven Collins sack of Smith pushed them back 10 and helped to force a punt. The next Seahawks series started at their own 39 but they moved 61 yards in 3 plays; an 8-yard completion, a 25-yard Kenneth Walker run and a 28-yard TD reception by rookie WR Jaxon Smith-Njigba for the game's first score. The Cards would then go 3-n-out but on the punt return, Arizona's Joey Blount forced a fumble for the second straight week. This time it was DeeJay Dallas who coughed it up and Dennis Gardeck recovered for the Cardinals at the Seattle 30. The takeaway led to a 44-yard Matt Prater FG that made it 7-3 late in the first quarter. The Cards defense then forced a Seattle punt and following the touchback, the offense took over at the 20. An 18-yard run from Demercado took it to the SEA49. On a 1st-n-10 play from the 20, a Joshua Dobbs pass into the end zone was intercepted by Seattle. However, it was wiped off by a roughing the passer penalty that was followed by a tussle involving multiple players from both teams. When the dust settled, there were offsetting personal foul penalties, LT D.J. Humphries was ejected for contact with a game official, and Arizona had its first-and-goal at the Seattle 25. On the next snap, Dobbs kept it around the left end and took it all the way to the end zone. That 25-yard scoring run gave AZ a 10-7 lead with 9:11 remaining in the second quarter. The ensuing Seattle drive reached the AZ18 in 8 plays and on first down from there, Bobo hauled in a Smith pass at the side of the end zone but was ruled out of bounds. However, it was reversed to a TD after a Seahawks challenge and Seattle led 14-10 with 4:41 to play before halftime. The Cards would move to the Seattle 27 in 10 plays but a holding penalty and sack kept them from getting points in the closing seconds of the first half.

Seattle got the ball first after intermission and in 10 plays reached the AZ 1-yard line where they had it first-and-goal. However, the Arizona D stopped two Walker runs and a short completion on third down forced Seattle to settle for a FG that increased its lead to 7. It appeared they would add to it on the next series when they reached the AZ16 but on 3rd-n-4 from there, the rookie CB Williams intercepted Smith at the 1. After an Arizona punt, Seattle took over at its own 30 early in the 4th quarter but on the 2nd play of the drive, Smith fumbled a snap and DL Kevin Strong recovered at the SEA34. A high shotgun snap led to a loss of 14 yards on the ensuing drive's second play and the Cards came away without points when Prater's 34-yard FG try was wide left. The Cards defense again stepped up, forcing a 3-n-out thanks in part to a 2nd down sack for minus-6 shared by Strong and Jonathan Ledbetter. After the punt, AZ took over at its own 33 with 9:31 to play and trailing by 7. The drive reached the SEA49 but when a 3rd-n-9 pass was incomplete, AZ sent out its punting unit. Instead of kicking, though, the Cards ran a fake but were unsuccessful when back-up QB Clayton Tune's completion to Michael Wilson only picked up 4 yards. As a result, the Seahawks took over at their own 45 with 4:58 left. They would pick up two first downs and force Arizona to use its remaining timeouts before Jason Myers' 48-yard FG made it a 10-point lead with 2:17 left to effectively seal the game.

### SCORING DRIVES

TEAM	QTR	TIME	SCORING PLAY	ARI	SEA
Seahawks	1	04:47	J.Smith-Njigba 28 yd. pass from G.Smith (J.Myers kick) (3-61, 1:01)	0	7
Cardinals	1	01:57	M.Prater 44 yd. Field Goal (4-4, 1:22)	3	7
Cardinals	2	09:11	J.Dobbs 25 yd. run (M.Prater kick) (8-80, 4:27)	10	7
Seahawks	2	04:41	J.Bobo 18 yd. pass from G.Smith (J.Myers kick) (9-76, 4:30)	10	14
Seahawks	3	07:37	J.Myers 21 yd. Field Goal (13-72, 7:23)	10	17
Seahawks	4	02:17	J.Myers 48 yd. Field Goal (9-25, 2:41)	10	20

### ARIZONA CARDINALS

PASSING	ATT	CP	YDS	SK/YD	TD	LG	INT	RTG
Joshua Dobbs	33	19	146	4/28	0	21	0	68.5
Clayton Tune	1	1	4	0/0	0	4	0	83.3
<b>TOTAL</b>	<b>34</b>	<b>20</b>	<b>150</b>	<b>4/28</b>	<b>0</b>	<b>21</b>	<b>0</b>	<b>69.5</b>

### SEATTLE SEAHAWKS

PASSING	ATT	CP	YDS	SK/YD	TD	LG	INT	RTG
Geno Smith	24	18	219	2/16	2	31	1	113.0
<b>TOTAL</b>	<b>24</b>	<b>18</b>	<b>219</b>	<b>2/16</b>	<b>2</b>	<b>31</b>	<b>1</b>	<b>113.0</b>

RUSHING	ATT	YDS	AVG	LG	TD
Emari Demercado	13	58	4.5	18	0
Joshua Dobbs	7	43	6.1	25t	1
Rondale Moore	4	24	6.0	15	0
Damien Williams	1	2	2.0	2	0
<b>TOTAL</b>	<b>25</b>	<b>127</b>	<b>5.1</b>	<b>25T</b>	<b>1</b>

RUSHING	ATT	YDS	AVG	LG	TD
Kenneth Walker III	26	105	4.0	25	0
Geno Smith	6	10	1.7	5	0
<b>TOTAL</b>	<b>32</b>	<b>115</b>	<b>3.6</b>	<b>25</b>	<b>0</b>

RECEIVING	NO	YDS	AVG	LG	TD
Emari Demercado	4	17	4.3	8	0
Marquise Brown	3	49	16.3	21	0
Trey McBride	3	29	9.7	19	0
Michael Wilson	3	26	8.7	11	0
Zach Ertz	3	19	6.3	9	0
Rondale Moore	2	2	1.0	4	0
Geoff Swaim	1	8	8.0	8	0
Elijah Higgins	1	0	0.0	0	0
<b>TOTAL</b>	<b>20</b>	<b>150</b>	<b>7.5</b>	<b>21</b>	<b>0</b>

RECEIVING	NO	YDS	AVG	LG	TD
Jaxon Smith-Njigba	4	63	15.8	28t	1
Jake Bobo	4	61	15.3	31	1
Tyler Lockett	4	38	9.5	15	0
Colby Parkinson	2	26	13.0	27	0
Kenneth Walker III	2	6	3.0	6	0
Noah Fant	1	25	25.0	25	0
DeeJay Dallas	1	0	0.0	0	0
<b>TOTAL</b>	<b>18</b>	<b>219</b>	<b>12.2</b>	<b>31</b>	<b>2</b>

TOP DEFENSE	TOT	SOLO	AST	SCK	YDS	INT
Budda Baker	6	6	0	0.0	0.0	0
Andre Chachere	6	6	0	0.0	0.0	0
Josh Woods	6	4	2	0.0	0.0	0

TOP DEFENSE	TOT	SOLO	AST	SCK	YDS	INT
Jordyn Brooks	9	7	2	0.5	0.0	0
Bobby Wagner	9	6	3	0.0	0.0	0
Julian Love	6	5	1	0.0	0.0	0

FIELD GOALS	FGM/FGA	PERCENT	RESULTS
Matt Prater	1-2	50.0	44G, 34WL
<b>TOTAL</b>	<b>1-2</b>	<b>50.0</b>	

FIELD GOALS	FGM/FGA	PERCENT	RESULTS
Jason Myers	2-2	100.0	21G, 48G
<b>TOTAL</b>	<b>2-2</b>	<b>100.0</b>	

### Team Statistics

	Cardinals	Seahawks
First Downs	15	18
3rd-Down Eff. (Made/Att/Pct)	5/15/33%	7/13/54%
4th-Down Eff. (Made/Att/Pct)	0/3/0%	0/0/0%
Total Net Yards	249	318
Total Plays	63	58
Yards Per Play	4.0	5.5
Rushes/Net Yards	25/127	32/115
Net Passing	122	203
Pass Attempts/Completions	34/20	24/18
Had Intercepted	0	1
Sacked/Yards Lost	4/28	2/16
Punts/Average	5/48.0	3/47.7
Penalties/Yards	7/59	5/32
Fumbles/Lost	2/0	2/2
Possession Time	29:28	30:32



## WEEK 8

**Baltimore Ravens 31, Arizona Cardinals 24**  
 63,064 ■ State Farm Stadium ■ Oct 29, 2023



<b>Baltimore Ravens</b> .....	7	7	7	10	—	31
<b>Arizona Cardinals</b> .....	7	0	0	17	—	24

In week 8, Baltimore traveled to Arizona for just its second-ever visit to State Farm Stadium. The 5-2 Ravens were coming off a decisive 38-6 win over Detroit in which they scored TDs on 4 of their first 5 drives. The Cardinals were every bit their equal for most of the afternoon and it was a 7-7 game at the two-minute warning of the first half. But a pair of Baltimore interceptions led to TDs and a 21-7 Ravens lead late in the third quarter. Arizona continued to fight and cut the deficit to 7 with a pair of 4th quarter TDs. But the Cards could not complete the comeback and fell to 1-7 on the season.

The Cardinals got the ball to start the game and made it count. They moved 75 yards in 12 plays (9 runs and 3 passes) and QB Joshua Dobbs punched it in for a touchdown from a yard away to make it 7-0. It was the first opening drive TD allowed by Baltimore in 16 games. The Ravens offense answered with its own 75-yard drive and Scottsdale native and Ravens TE Mark Andrews tied the game when he hauled in a 5-yard TD catch from Lamar Jackson. The ensuing drive saw AZ move to the BAL44 but on both 3rd-n-1 and 4th-n-1 from there, Dobbs' pass attempts were incomplete and the Cards turned it over on downs. The Ravens took over at that spot and moved to the AZ35. On 3rd-n-5 from there, LB Zaven Collins sacked Jackson forcing a fumble that S Budda Baker recovered at the AZ42. However, the call was changed to an incompletion after replay review and the Ravens sent out their FG unit. They came away without points, though, as Justin Tucker's 53-yard FG clanked off the left upright giving AZ the ball at its own 43. The Cards advanced to the BAL36 and on 4th-n-1 went for it with an Emari Demercado run that was close to a first down. As the sticks approached to measure, an official moved the ball half a yard back and the chain gang retreated as the late, revised ruling resulted in a turnover on downs. The Cards defense forced 3-n-outs on the next two Baltimore drives and at the 2:00 warning of the first half, AZ faced a 2nd-n-3 from its own 31. Dobbs' pass intended for WR Michael Wilson instead was intercepted by Ravens CB Brandon Stephens, giving Baltimore possession at the AZ43 with 1:52 left in the half. Five plays later, RB Gus Edwards ran it in from a yard out and the Ravens led 14-7 at intermission.

The first five drives of the 3rd quarter ended with punts and neither team crossed midfield. After AZ's defense forced Baltimore's 3rd straight punt, the offense took over at its own 10. But on the next play, Dobbs' pass intended for TE Trey McBride was intercepted along the near sideline by S Geno Stone setting the Ravens up at the AZ23. Three plays later, Edwards scored his second rushing TD of the day, this one a 7-yarder that increased Baltimore's lead to 21-7 with :40 to play in the 3rd quarter. The Ravens increased their lead to 24-7 when Tucker ended their next possession with his 48-yard FG. The Cardinals would not go quietly. Dobbs moved the team 75 yards in 10 plays; he was 5-6 passing for 61 yards and ended it with a 17-yard TD pass to McBride on 3rd-n-15. When Dobbs ran the 2-point conversion in himself, the Cards pulled to within 24-15 with 6:32 left. The Ravens would push it back up to 16 points on the next series when Edwards' 3rd TD of the afternoon capped a 9-play, 75-yard drive. With 1:14 remaining, Dobbs hit former Ravens WR Marquise Brown with a 1-yard touchdown at the end of a 10-play, 75-yard drive and it was 31-21 after the 2-point try failed. A perfect Matt Prater inside kick led to a Cardinal recovery and with :26 left, Prater's 47-yard FG cut the deficit to 6. However, Baltimore recovered the onside kick attempt this time and the Ravens escaped with the win.

### SCORING DRIVES

TEAM	QTR	TIME	SCORING PLAY	BAL	ARI
Cardinals	1	08:05	J.Dobbs 1 yd. run (M.Prater kick) (12-75, 6:55)	0	7
Ravens	1	02:38	M.Andrews 5 yd. pass from L.Jackson (J.Tucker kick) (10-75, 5:27)	7	7
Ravens	2	00:20	G.Edwards 1 yd. run (J.Tucker kick) (6-43, 1:32)	14	7
Ravens	3	00:40	G.Edwards 7 yd. run (J.Tucker kick) (3-23, 1:05)	21	7
Ravens	4	09:27	J.Tucker 48 yd. Field Goal (8-37, 4:49)	24	7
Cardinals	4	06:32	T.McBride 17 yd. pass from J.Dobbs (J.Dobbs run) (9-75, 2:55)	24	15
Ravens	4	02:51	G.Edwards 1 yd. run (J.Tucker kick) (9-75, 3:41)	31	15
Cardinals	4	01:14	M.Brown 1 yd. pass from J.Dobbs (pass failed) (10-75, 1:37)	31	21
Cardinals	4	00:26	M.Prater 47 yd. Field Goal (5-21, 0:48)	31	24

### BALTIMORE RAVENS

PASSING	ATT	CP	YDS	SK/YD	TD	LG	INT	RTG
Lamar Jackson	27	18	157	4/19	1	29	0	94.2
<b>TOTAL</b>	<b>27</b>	<b>18</b>	<b>157</b>	<b>4/19</b>	<b>1</b>	<b>29</b>	<b>0</b>	<b>94.2</b>

RUSHING	ATT	YDS	AVG	LG	TD
Gus Edwards	19	80	4.2	10	3
Rashod Bateman	1	18	18.0	18	0
Lamar Jackson	5	17	3.4	13	0
Justice Hill	4	15	3.8	7	0
<b>TOTAL</b>	<b>29</b>	<b>130</b>	<b>4.5</b>	<b>18</b>	<b>3</b>

RECEIVING	NO	YDS	AVG	LG	TD
Zay Flowers	5	19	3.8	8	0
Mark Andrews	4	40	10.0	13	1
Justice Hill	4	40	10.0	24	0
Rashod Bateman	2	34	17.0	29	0
Gus Edwards	2	14	7.0	9	0
Isaiah Likely	1	10	10.0	10	0
<b>TOTAL</b>	<b>18</b>	<b>157</b>	<b>8.7</b>	<b>29</b>	<b>1</b>

TOP DEFENSE	TOT	SOLO	AST	SCK	YDS	INT
Patrick Queen	11	9	2	0.0	0.0	0
Roquan Smith	11	8	3	0.0	0.0	0
Kyle Hamilton	10	9	1	0.0	0.0	0

FIELD GOALS	FGM/FGA	PERCENT	RESULTS
Justin Tucker	1-2	50.0	53LU, 48G
<b>TOTAL</b>	<b>1-2</b>	<b>50.0</b>	

### ARIZONA CARDINALS

PASSING	ATT	CP	YDS	SK/YD	TD	LG	INT	RTG
Joshua Dobbs	37	25	208	2/27	2	29	2	77.3
<b>TOTAL</b>	<b>37</b>	<b>25</b>	<b>208</b>	<b>2/27</b>	<b>2</b>	<b>29</b>	<b>2</b>	<b>77.3</b>

RUSHING	ATT	YDS	AVG	LG	TD
Emari Demercado	20	78	3.9	13	0
Joshua Dobbs	6	26	4.3	13	1
Rondale Moore	2	11	5.5	6	0
Keaontay Ingram	2	9	4.5	14	0
Damien Williams	2	5	2.5	7	0
<b>TOTAL</b>	<b>32</b>	<b>129</b>	<b>4.0</b>	<b>14</b>	<b>1</b>

RECEIVING	NO	YDS	AVG	LG	TD
Trey McBride	10	95	9.5	22	1
Marquise Brown	6	33	5.5	9	1
Michael Wilson	4	58	14.5	29	0
Rondale Moore	2	10	5.0	6	0
Keaontay Ingram	1	7	7.0	7	0
Damien Williams	1	4	4.0	4	0
Emari Demercado	1	1	1.0	1	0
<b>TOTAL</b>	<b>25</b>	<b>208</b>	<b>8.3</b>	<b>29</b>	<b>2</b>

TOP DEFENSE	TOT	SOLO	AST	SCK	YDS	INT
Kyzir White	9	7	2	0.0	0.0	0
Budda Baker	6	5	1	0.0	0.0	0
Jalen Thompson	6	4	2	0.0	0.0	0

FIELD GOALS	FGM/FGA	PERCENT	RESULTS
Matt Prater	1-1	100.0	47G
<b>TOTAL</b>	<b>1-1</b>	<b>100.0</b>	

### Team Statistics

First Downs	21
3rd-Down Eff. (Made/Att/Pct)	4/11/36%
4th-Down Eff. (Made/Att/Pct)	0/0/0%
Total Net Yards	268
Total Plays	60
Yards Per Play	4.5
Rushes/Net Yards	29/130
Net Passing	138
Pass Attempts/Completions	27/18
Had Intercepted	0
Sacked/Yards Lost	4/19
Punts/Average	5/48.4
Penalties/Yards	6/45
Fumbles/Lost	1/0
Possession Time	29:39

### Ravens

First Downs	21
3rd-Down Eff. (Made/Att/Pct)	4/11/36%
4th-Down Eff. (Made/Att/Pct)	0/0/0%
Total Net Yards	268
Total Plays	60
Yards Per Play	4.5
Rushes/Net Yards	29/130
Net Passing	138
Pass Attempts/Completions	27/18
Had Intercepted	0
Sacked/Yards Lost	4/19
Punts/Average	5/48.4
Penalties/Yards	6/45
Fumbles/Lost	1/0
Possession Time	29:39

### Cardinals

First Downs	22
3rd-Down Eff. (Made/Att/Pct)	5/12/42%
4th-Down Eff. (Made/Att/Pct)	0/2/0%
Total Net Yards	310
Total Plays	71
Yards Per Play	4.4
Rushes/Net Yards	32/129
Net Passing	181
Pass Attempts/Completions	37/25
Had Intercepted	2
Sacked/Yards Lost	2/27
Punts/Average	4/51.8
Penalties/Yards	6/70
Fumbles/Lost	1/0
Possession Time	30:21

# 2023 GAME SUMMARIES



## WEEK 9

Arizona Cardinals 0, Cleveland Browns 27

67,919 ■ Cleveland Browns Stadium ■ Nov 5, 2023



Arizona Cardinals	0	0	0	0	—	0
Cleveland Browns	0	13	7	7	—	27

In week 9 at Cleveland, the Cardinals faced a Browns team featuring the NFL's #1 defense and the return of starting QB Deshaun Watson who was back in the lineup following a shoulder injury. Arizona, meanwhile, was without top RBs James Conner and Emari Demercado as well as starting WR Michael Wilson. And at QB, rookie Clayton Tune made his first career start as the Cardinals waited for the return of Tyler Murray from his major knee injury and had traded Joshua Dobbs earlier in the week. The totality of those circumstances led to a challenging afternoon for the Cardinals. The Arizona defense kept the team in striking distance for much of the afternoon, forcing 3-n-outs on 6 of Cleveland's 14 drives. But the offense struggled to get untracked and the end result was a 27-0 Browns win that improved Cleveland to 5-3 and dropped Arizona to 1-8 for the year.

After the game began with the teams trading punts on the first three possessions, the fourth one saw the Browns reach the AZ36 where they faced a 4th-n-3. They went for it but turned it over on downs when Watson's pass was incomplete. Following an Arizona 3-n-out, Cleveland took over at its own 28 and on the first play of the drive, Watson went deep down the left sideline to WR Amari Cooper for a gain of 58 yards to the AZ14. They would get little more and, thanks in part to a sack of minus-10 by DT Leki Fotu, Cleveland settled for a 30-yard field goal from Dustin Hopkins. Leading 3-0, the Browns then came up with the game's first takeaway on the 3rd play of the next drive when CB Denzel Ward INT'd a Tune pass to give Cleveland possession at the AZ49. Ten plays later — all of them rushes — the Browns faced a 2nd-n-9 at the AZ11. Watson's pass was deflected in the backfield by DE Dante Stills but the ball ricocheted high in the air and some 20 yards downfield where it serendipitously found Cooper in the end zone for a TD. Arizona's biggest play of the half came on the next drive when Tune hit WR Rondale Moore for a 26-yard gain on 3rd-n-5; however side judge Eugene Hall claimed to see offensive pass interference and his flag wiped out the gain. The Browns increased their lead to 13-0 at intermission when Hopkins hit a 45-yard FG as the second quarter expired.

The AZ defense forced a 3-n-out to open the second half but the ensuing Browns punt was downed at the Cards 1. Cleveland would send them 3-n-out but AZ survived the flipping of the field and the offense would get the ball back at its own 20 with 9:38 left in the third, trailing 13-0. On the first snap, Tune was sacked by DT Shelby Harris forcing a fumble that DE Myles Garrett recovered at the AZ11. Two plays later, Watson found TE David Njoku with a 5-yard TD that put the hosts up 20-0. Later in the quarter, the AZ offense advanced to the CLE40 but again turned it over, this time on an INT by LB Stone Takitaki. Cleveland had a chance to extend the lead on the ensuing drive, but Hopkins' 48-yard FG try was wide left. However, the Cardinals offense was unable to threaten the rest of the way and Kareem Hunt's 3-yard TD run midway through the 4th provided the game's final points.

### SCORING DRIVES

TEAM	QTR	TIME	SCORING PLAY	ARI	CLE
Browns	2	14:15	D.Hopkins 30 yd. Field Goal (5-60, 2:46)	0	3
Browns	2	06:48	A.Cooper 11 yd. pass from D.Watson (D.Hopkins kick) (11-49, 6:22)	0	10
Browns	2	00:00	D.Hopkins 45 yd. Field Goal (9-39, 1:44)	0	13
Browns	3	08:07	D.Njoku 5 yd. pass from D.Watson (D.Hopkins kick) (3-11, 1:24)	0	20
Browns	4	07:48	K.Hunt 3 yd. run (D.Hopkins kick) (4-56, 2:13)	0	27

### ARIZONA CARDINALS

PASSING	ATT	CP	YDS	SK/YD	TD	LG	INT	RTG
Clayton Tune	20	11	58	7/41	0	14	2	20.8
<b>TOTAL</b>	<b>20</b>	<b>11</b>	<b>58</b>	<b>7/41</b>	<b>0</b>	<b>14</b>	<b>2</b>	<b>20.8</b>

RUSHING	ATT	YDS	AVG	LG	TD
Clayton Tune	5	28	5.6	11	0
Keaontay Ingram	9	8	0.9	11	0
Rondale Moore	4	3	0.8	4	0
Tony Jones Jr.	3	2	0.7	4	0
<b>TOTAL</b>	<b>21</b>	<b>41</b>	<b>2.0</b>	<b>11</b>	<b>0</b>

RECEIVING	NO	YDS	AVG	LG	TD
Marquise Brown	4	24	6.0	14	0
Trey McBride	3	22	7.3	12	0
Tony Jones Jr.	2	5	2.5	4	0
Rondale Moore	1	5	5.0	5	0
Greg Dortch	1	2	2.0	2	0
<b>TOTAL</b>	<b>11</b>	<b>58</b>	<b>5.3</b>	<b>14</b>	<b>0</b>

TOP DEFENSE	TOT	SOLO	AST	SCK	YDS	INT
Budda Baker	10	4	6	0.0	0.0	0
Kyzir White	7	3	4	0.0	0.0	0
Kevin Strong	6	5	1	0.0	0.0	0

FIELD GOALS	FGM/FGA	PERCENT	RESULTS
	No Field Goals		

### CLEVELAND BROWNS

PASSING	ATT	CP	YDS	SK/YD	TD	LG	INT	RTG
Deshaun Watson	30	19	219	1/6	2	59	0	107.5
<b>TOTAL</b>	<b>30</b>	<b>19</b>	<b>219</b>	<b>1/6</b>	<b>2</b>	<b>59</b>	<b>0</b>	<b>107.5</b>

RUSHING	ATT	YDS	AVG	LG	TD
Jerome Ford	20	44	2.2	9	0
Kareem Hunt	14	38	2.7	10	1
Deshaun Watson	3	22	7.3	13	0
Pierre Strong Jr.	3	9	3.0	4	0
<b>TOTAL</b>	<b>40</b>	<b>113</b>	<b>2.8</b>	<b>13</b>	<b>1</b>

RECEIVING	NO	YDS	AVG	LG	TD
Amari Cooper	5	139	27.8	59	1
Jerome Ford	5	33	6.6	17	0
David Njoku	4	26	6.5	15	1
Elijah Moore	2	14	7.0	11	0
Jordan Akins	1	11	11.0	11	0
Cedric Tillman	1	3	3.0	3	0
Pierre Strong Jr.	1	-7	-7.0	-7	0
<b>TOTAL</b>	<b>19</b>	<b>219</b>	<b>11.5</b>	<b>59</b>	<b>2</b>

TOP DEFENSE	TOT	SOLO	AST	SCK	YDS	INT
Grant Delpit	10	8	2	0.5	1.5	0
Cameron Mitchell	4	3	1	0.0	0.0	0
Dalvin Tomlinson	4	2	2	2.5	9.5	0

FIELD GOALS	FGM/FGA	PERCENT	RESULTS
Dustin Hopkins	2-3	66.7	30G, 45G, 48WL
<b>TOTAL</b>	<b>2-3</b>	<b>66.0</b>	

### Team Statistics

	Cardinals	Browns
First Downs	7	17
3rd-Down Eff. (Made/Att/Pct)	1/12/8%	6/17/35%
4th-Down Eff. (Made/Att/Pct)	0/1/0%	1/2/50%
Total Net Yards	58	326
Total Plays	48	71
Yards Per Play	1.2	4.6
Rushes/Net Yards	21/41	40/113
Net Passing	17	213
Pass Attempts/Completions	20/11	30/19
Had Intercepted	2	0
Sacked/Yards Lost	7/41	1/6
Punts/Average	9/51.1	7/58.6
Penalties/Yards	4/40	6/65
Fumbles/Lost	1/1	0/0
Possession Time	23:35	36:25





## WEEK 10

### Atlanta Falcons 23, Arizona Cardinals 25

62,861 ■ State Farm Stadium ■ Nov 12, 2023



Atlanta Falcons	0	14	3	6	—	23
Arizona Cardinals	3	9	10	3	—	25

The Falcons came to Arizona in week 10 with the chance to move to 5-5 and into a first place tie in the AFC South. They faced a 1-8 Cardinals team that was looking to end a 6-game losing streak but was energized by one player's return. QB Tyler Murray was back 335 days after suffering a torn ACL exactly 11 months earlier and was outstanding. He completed 19 of 32 passes for 249 yards and ran 6 times for 33 yards and a TD. Nine of his completions went to TE Trey McBride who gained 131 yards and became the first Cardinals TE in exactly 34 years to top the century mark. In a game where every point mattered, kicker Matt Prater scored 13 of them; he went 4 for 4 on field goals including 51 and 56 yarders by the NFL's all-time leader in 50+ yard FGs. The contest featured 7 total lead changes - 5 in the second half - and a Falcons TD put ATL up 1 with 2:33 to play. But thanks to a dazzling Murray scramble and a deep completion to McBride, the Cardinals were able to win on a Prater walk-off game-winner.

After the teams exchanged 3-n-out drives to open the game, the Cardinals moved into ATL territory on their 2nd possession. A 4-yard James Conner run on 4th-n-1 from the ATL 30 and a diving 19-yard catch by McBride were pivotal but a couple penalties backed them up. However, they came away with points and a 3-0 lead thanks to Prater's 51-yard boot. The AZ defense then appeared to stop the Falcons with a knocked down pass on 3rd-n-8 from the ATL 42 but a roughing the passer call by referee Craig Wolstead extended the drive. Shortly thereafter, QB Taylor Heinicke hit WR Scotty Miller with a 2-yard TD pass on 3rd-n-goal that put ATL up 7-3. On the next play from scrimmage, Murray connected with McBride on a 28-yard pass to start a drive that would reach the ATL28 before Prater's 46-yard FG made it 7-6. The Falcons answered with a 13-play, 75-yard drive that ended on a 5-yard TD run by rookie RB Bijan Robinson. Down 14-6 with 4:07 left in the first half, the Cards took over at their own 25. Consecutive completions of 12 and 28 yards to Rondale Moore and Marquise Brown quickly moved it to the ATL29. With 0:14 left and no timeouts, AZ faced a 3rd-n-1 at the ATL6 when Murray ran it in for a TD; when the 2-point try was unsuccessful, the Cards trailed 14-12 at intermission.

After forcing a Falcons 3-n-out to open the 3rd quarter, Arizona moved into position for Prater's 56-yard FG that split the uprights to give the Cards a 15-14 lead. A sack from rookie LB BJ Ojulari helped send the Atlanta offense off the field on another 3-n-out. But on the first play after the punt, LB Nate Landman intercepted a Murray pass across the middle and returned it 25 yards to the AZ14. The Cards defense rose to the occasion, stopping Atlanta on successive runs before Dennis Gardeck's 3rd down sack forced the Falcons to settle for a 36-yard Younghoe Koo FG. Down 17-15, the Cards got a huge boost from its special teams late in the third when Greg Dortch's 49-yard punt return set the offense up at the ATL21. Murray connected with rookie WR Michael Wilson on a 14-yard completion to the 1 on a play that was initially ruled a TD. No matter, because on the next play back-up QB Clayton Tune came in to sneak it across the goal line and put AZ up 22-17 in the closing seconds of the 3rd quarter. On the ensuing Falcons drive, Heinicke exited with a hamstring injury and Desmond Ridder came on in relief. He led them to the AZ21 where they faced a 4th-n-1 but the AZ defense sent them away by stopping Ridder on a sneak attempt. Atlanta's next possession began at its own 30 with 5:43 to go. After crossing midfield, side judge Frank Steratore gave the Falcons a 32-yard gain to the AZ15 with his defensive pass interference call. Three plays later, Ridder ran it around the left end on 3rd-n-4 from the 9 for a TD. When the 2-point try was unsuccessful, the Falcons led by 1 and the Cards soon took possession at their own 25 with 2:39 left. Murray then took over. On 3rd-n-10 from the AZ42, the QB was pressured in the backfield before circling, dodging and escaping on a sprint that picked up 13 officially but actually covered some 74 total yards and reached a top speed of 20.17 mph. One snap later, he and McBride connected for the 8th and final time of the afternoon and it was a big one - a 33-yard completion to ATL 9. Three runs forced Atlanta to burn its final timeouts and allowed Prater to hit the 23-yard game-winner as time expired.

### SCORING DRIVES

TEAM	QTR	TIME	SCORING PLAY	ATL	ARI
Cardinals	1	04:48	M.Prater 51 yd. Field Goal (15-63, 7:48)	0	3
Falcons	2	13:27	S.Miller 2 yd. pass from T.Heinicke (Y.Koo kick) (12-75, 6:21)	7	3
Cardinals	2	10:32	M.Prater 46 yd. Field Goal (6-47, 2:55)	7	6
Falcons	2	04:07	B.Robinson 5 yd. run (Y.Koo kick) (13-75, 6:25)	14	6
Cardinals	2	00:10	K.Murray 6 yd. run (pass failed) (9-75, 3:57)	14	12
Cardinals	3	09:16	M.Prater 56 yd. Field Goal (9-38, 4:49)	14	15
Falcons	3	05:18	Y.Koo 36 yd. Field Goal (4--3, 1:17)	17	15
Cardinals	3	00:19	C.Tune 1 yd. run (M.Prater kick) (3-21, 0:49)	17	22
Falcons	4	02:33	D.Ridder 9 yd. run (pass failed) (8-74, 3:10)	23	22
Cardinals	4	00:00	M.Prater 23 yd. Field Goal (11-70, 2:33)	23	25

### ATLANTA FALCONS

PASSING	ATT	CP	YDS	SK/YD	TD	LG	INT	RTG
Taylor Heinicke	15	8	55	3/24	1	17	0	84.0
Desmond Ridder	6	4	39	0/0	0	18	0	84.7
<b>TOTAL</b>	<b>21</b>	<b>12</b>	<b>94</b>	<b>3/24</b>	<b>1</b>	<b>18</b>	<b>0</b>	<b>84.2</b>

RUSHING	ATT	YDS	AVG	LG	TD
Bijan Robinson	22	95	4.3	17	1
Taylor Heinicke	4	34	8.5	16	0
Tyler Allgeier	9	31	3.4	8	0
Cordarrelle Patterson	3	13	4.3	6	0
Desmond Ridder	3	11	3.7	9t	1
<b>TOTAL</b>	<b>41</b>	<b>184</b>	<b>4.5</b>	<b>17</b>	<b>2</b>

RECEIVING	NO	YDS	AVG	LG	TD
Drake London	3	36	12.0	18	0
Kyle Pitts	3	30	10.0	17	0
Cordarrelle Patterson	2	7	3.5	5	0
Bijan Robinson	1	11	11.0	11	0
Tyler Allgeier	1	7	7.0	7	0
Scotty Miller	1	2	2.0	2t	1
Jonnu Smith	1	1	1.0	1	0
<b>TOTAL</b>	<b>12</b>	<b>94</b>	<b>7.8</b>	<b>18</b>	<b>1</b>

TOP DEFENSE	TOT	SOLO	AST	SCK	YDS	INT
Jessie Bates III	13	11	2	0.0	0.0	0
Kaden Elliss	11	6	5	1.0	8.0	0
Richie Grant	9	7	2	0.0	0.0	0

FIELD GOALS	FGM/FGA	PERCENT	RESULTS
Younghoe Koo	1-1	100.0	36G
<b>TOTAL</b>	<b>1-1</b>	<b>100.0</b>	

### ARIZONA CARDINALS

PASSING	ATT	CP	YDS	SK/YD	TD	LG	INT	RTG
Kyler Murray	32	19	249	2/19	0	33	1	71.0
<b>TOTAL</b>	<b>32</b>	<b>19</b>	<b>249</b>	<b>2/19</b>	<b>0</b>	<b>33</b>	<b>1</b>	<b>71.0</b>

RUSHING	ATT	YDS	AVG	LG	TD
James Conner	16	73	4.6	11	0
Kyler Murray	6	33	5.5	13	1
Tony Jones Jr.	1	13	13.0	13	0
Keaontay Ingram	2	2	1.0	2	0
Clayton Tune	1	1	1.0	1t	1
<b>TOTAL</b>	<b>26</b>	<b>122</b>	<b>4.7</b>	<b>13</b>	<b>2</b>

RECEIVING	NO	YDS	AVG	LG	TD
Trey McBride	8	131	16.4	33	0
Rondale Moore	5	43	8.6	12	0
Michael Wilson	3	34	11.3	16	0
Geoff Swaim	2	13	6.5	7	0
Marquise Brown	1	28	28.0	28	0
<b>TOTAL</b>	<b>19</b>	<b>249</b>	<b>13.1</b>	<b>33</b>	<b>0</b>

TOP DEFENSE	TOT	SOLO	AST	SCK	YDS	INT
Kyzir White	11	6	5	0.0	0.0	0
Budda Baker	10	5	5	0.0	0.0	0
BJ Ojulari	8	4	4	2.0	17.0	0

FIELD GOALS	FGM/FGA	PERCENT	RESULTS
Matt Prater	4-4	100.0	51G, 46G, 56G, 23G
<b>TOTAL</b>	<b>4-4</b>	<b>100.0</b>	

### Team Statistics

First Downs	20	20
3rd-Down Eff. (Made/Att/Pct)	7/14/50%	3/11/27%
4th-Down Eff. (Made/Att/Pct)	1/2/50%	1/1/100%
Total Net Yards	254	352
Total Plays	65	60
Yards Per Play	3.9	5.9
Rushes/Net Yards	41/184	26/122
Net Passing	70	230
Pass Attempts/Completions	21/12	32/19
Had Intercepted	0	1
Sacked/Yards Lost	3/24	2/19
Punts/Average	4/50.8	3/52.0
Penalties/Yards	4/43	11/112
Fumbles/Lost	0/0	0/0
Possession Time	31:42	28:18

### Falcons

### Cardinals

# 2023 GAME SUMMARIES



## WEEK 11

Arizona Cardinals 16, Houston Texans 21  
70,247 ■ NRG Stadium ■ Nov 19, 2023



Arizona Cardinals	10	0	6	0	—	16
Houston Texans	7	14	0	0	—	21

In week 11 at Houston, the Cardinals faced a 5-4 Texans team coming off back-to-back wins and fighting to reach the top spot in the AFC South. The hosts built a 21-10 halftime lead on the strength of three TD passes from QB C.J. Stroud. But the talented rookie signal caller – who entered the game with just two INTs on the season – was picked off three times by the Arizona defense, including twice in the fourth quarter. Cards QB Kyle Murray played his second game after returning from the knee injury that had sidelined him for a year and threw one TD pass while running for another. But despite late opportunities, the Cards could not complete the comeback and Houston would emerge with the 21-16 victory.

The Cardinals struck first in the game – and struck quickly. After advancing past midfield in two plays and a penalty, Murray threw it deep down the middle where WR Rondale Moore hauled it in for a 48-yard touchdown. The ensuing drive saw the Texans move to the AZ15 where they went for it on 4th-n-2; however, LB Kyzir White stopped the Houston run for no gain, resulting in a turnover on downs. The next time the Texans offense took the field they did produce points when Stroud's 3rd-n-6 pass down the middle found TE Dalton Schultz for a 20-yard game-tying TD. The Cards would soon untie it on the next series when Matt Prater's 57-yard FG capped a 9-play, 36-yard drive and put AZ up 10-7 with 1:21 to go in the opening quarter. The Texans would take their first lead of the game on the next drive by moving 75 yards in 10 plays and ending it with RB Devin Singletary's 11-yard TD run. The very next play from scrimmage saw Murray launch it deep down the middle for WR Marquise Brown but Texans LB Derek Stingley intercepted it and Houston's offense took over at its own 25. Stroud then led them deep into AZ territory but on 2nd-n-11 from the 12, his pass into the end zone was picked off by S Jalen Thompson. The Texans would increase the lead to 21-10 the next time they got the ball; this time Stroud ended the 6-play, 74-yard drive with his 40-yard TD pass to fellow rookie Tank Dell, who made a leaping grab at the right side of the end zone with 0:26 left before intermission.

Leading 21-10, the Texans opened the second half by marching well into AZ territory but they came away pointless when Matt Ammendola's 48-yard FG try missed wide to the left. From there, the Cardinals offense went the length of the field and they faced a 4th-n-goal at the 1. On that play, Murray called his own number and outraced defenders to the pylon for the score; when the two-point try was unsuccessful, the Cardinals trailed by 5 with 2:52 remaining in the 3rd quarter. A Dante Stills sack of Stroud on first down was key to forcing a 3-n-out on the next drive after which the Cards took possession at their own 32. They would advance to the HOU23 and went for it on 4th-n-3 but a Murray completion to Greg Dortch was just short of the sticks. However, the AZ defense again held and produced a 3-n-out that preceded a bizarre sequence. On the forced punt, officials ruled the ball hit a Cardinals player and Houston recovered. Replays, however, seemed so clearly to show it actually hit a Texan that the AZ offense and HOU defense were on the field waiting for play to resume. To their surprise, referee Alex Kemp emerged to say that the initial ruling of a turnover would stand and the Texans took over at the AZ21. Four plays later, the Cardinals would indisputably gain possession when LB Krys Barnes INT'd a tipped Stroud pass and returned it 46 yards to midfield. Shortly thereafter, the Cards went for it on 4th-n-4 at the HOU45 but turned it over on an incompletion. The Texans would then advance to the AZ26 but CB Antonio Hamilton stepped in front of a Stroud pass near the sideline. The 3rd Arizona INT of the day gave the offense the ball at its own 19 with 4:58 remaining and down 5. By the 2:00 warning, the Cards had a first down at the HOU29 but incompletions on both third and fourth downs ended the threat and clinched the game for Houston.

### SCORING DRIVES

TEAM	QTR	TIME	SCORING PLAY	ARI	HOU
Cardinals	1	13:28	R.Moore 48 yd. pass from K.Murray (M.Prater kick) (3-75, 1:32)	7	0
Texans	1	05:48	D.Schultz 20 yd. pass from C.Stroud (M.Ammendola kick) (5-61, 1:57)	7	7
Cardinals	1	01:21	M.Prater 57 yd. Field Goal (9-36, 4:27)	10	7
Texans	2	11:20	D.Singletary 11 yd. run (M.Ammendola kick) (10-75, 5:01)	10	14
Texans	2	00:26	N.Dell 40 yd. pass from C.Stroud (M.Ammendola kick) (6-74, 1:49)	10	21
Cardinals	3	02:52	K.Murray 1 yd. run (run failed) (12-62, 6:23)	16	21

### ARIZONA CARDINALS

PASSING	ATT	CP	YDS	SK/YD	TD	LG	INT	RTG
Kyle Murray	30	20	214	3/18	1	48t	1	84.6
<b>TOTAL</b>	<b>30</b>	<b>20</b>	<b>214</b>	<b>3/18</b>	<b>1</b>	<b>48t</b>	<b>1</b>	<b>84.6</b>

### HOUSTON TEXANS

PASSING	ATT	CP	YDS	SK/YD	TD	LG	INT	RTG
C.J. Stroud	37	27	336	3/29	2	40t	3	85.0
Davis Mills	1	1	2	0/0	0	2	0	79.2
Tank Dell	0	0	0	1/1	0	0	0	0.0
<b>TOTAL</b>	<b>38</b>	<b>28</b>	<b>338</b>	<b>4/30</b>	<b>2</b>	<b>40t</b>	<b>3</b>	<b>85.2</b>

RUSHING	ATT	YDS	AVG	LG	TD
James Conner	14	62	4.4	14	0
Kyle Murray	7	51	7.3	22	1
Tony Jones Jr.	1	10	10.0	10	0
Rondale Moore	2	6	3.0	4	0
Marquise Brown	1	-6	-6.0	-6	0
<b>TOTAL</b>	<b>25</b>	<b>123</b>	<b>4.9</b>	<b>22</b>	<b>1</b>

RUSHING	ATT	YDS	AVG	LG	TD
Devin Singletary	22	112	5.1	21	1
Andrew Beck	1	0	0.0	0	0
Mike Boone	1	0	0.0	0	0
C.J. Stroud	1	-1	-1.0	-1	0
<b>TOTAL</b>	<b>25</b>	<b>111</b>	<b>4.4</b>	<b>21</b>	<b>1</b>

RECEIVING	NO	YDS	AVG	LG	TD
Greg Dortch	6	76	12.7	31	0
Trey McBride	5	43	8.6	13	0
Marquise Brown	2	18	9.0	13	0
Geoff Swaim	2	15	7.5	8	0
James Conner	2	1	0.5	6	0
Rondale Moore	1	48	48.0	48t	1
Tony Jones Jr.	1	11	11.0	11	0
Elijah Higgins	1	2	2.0	2	0
<b>TOTAL</b>	<b>20</b>	<b>214</b>	<b>10.7</b>	<b>48t</b>	<b>1</b>

RECEIVING	NO	YDS	AVG	LG	TD
Tank Dell	8	149	18.6	40t	1
Nico Collins	7	65	9.3	23	0
Robert Woods	5	44	8.8	17	0
Dalton Schultz	2	32	16.0	20t	1
Steven Sims	2	25	12.5	23	0
Devin Singletary	2	6	3.0	4	0
John Metchie III	1	12	12.0	12	0
Mike Boone	1	5	5.0	5	0
<b>TOTAL</b>	<b>28</b>	<b>338</b>	<b>12.1</b>	<b>40t</b>	<b>2</b>

TOP DEFENSE	TOT	SOLO	AST	SCK	YDS	INT
Jalen Thompson	8	8	0	1.0	9.0	1
Josh Woods	7	6	1	0.0	0.0	0
Marco Wilson	6	3	3	0.0	0.0	0

TOP DEFENSE	TOT	SOLO	AST	SCK	YDS	INT
Blake Cashman	19	13	6	1.0	8.0	0
Jalen Pitre	6	4	2	0.0	0.0	0
Derek Stingley Jr.	6	3	3	0.0	0.0	1

FIELD GOALS	FGM/FGA	PERCENT	RESULTS
Matt Prater	1-1	100.0	57G
<b>TOTAL</b>	<b>1-1</b>	<b>100.0</b>	

FIELD GOALS	FGM/FGA	PERCENT	RESULTS
Matt Ammendola	0-1	0.0	48WL
<b>TOTAL</b>	<b>0-1</b>	<b>0.0</b>	

### Team Statistics

	Cardinals	Texans
First Downs	20	22
3rd-Down Eff. (Made/Att/Pct)	3/10/30%	9/13/69%
4th-Down Eff. (Made/Att/Pct)	1/4/25%	0/1/0%
Total Net Yards	319	419
Total Plays	58	67
Yards Per Play	5.5	6.3
Rushes/Net Yards	25/123	25/111
Net Passing	196	308
Pass Attempts/Completions	30/20	38/28
Had Intercepted	1	3
Sacked/Yards Lost	3/18	4/30
Punts/Average	2/53.5	2/47.0
Penalties/Yards	5/50	3/19
Fumbles/Lost	2/1	0/0
Possession Time	28:45	31:15



## WEEK 12

**Los Angeles Rams 37, Arizona Cardinals 14**  
**62,177** ■ **State Farm Stadium** ■ **Nov 26, 2023**



<b>Los Angeles Rams</b> .....	<b>7</b>	<b>14</b>	<b>3</b>	<b>13</b>	<b>—</b>	<b>37</b>
<b>Arizona Cardinals</b> .....	<b>8</b>	<b>0</b>	<b>0</b>	<b>6</b>	<b>—</b>	<b>14</b>

On the Sunday after Thanksgiving, the Cardinals hosted a Rams team that had won 8 straight games in Arizona and was looking for a season sweep. After one quarter, the Cardinals led 8-7 but Los Angeles would score 30 points en route to a 37-14 victory that improved its record to 5-6 while dropping AZ to 2-10. Rams QB Matthew Stafford threw for 4 touchdowns and RB Kyren Williams returned from a 4-week absence to gain 204 total yards and score a pair of TDs.

The Rams came up with the game's first explosive play on its third snap from scrimmage, a 3rd-n-8 from the LA27. On it Stafford hit WR Tutu Atwell deep down the right side with a 42-yard completion to the AZ31. The drive ended four plays later when Stafford found TE Tyler Higbee with a 7-yard touchdown pass. The Cards answered by moving 75 yards in 12 plays, the majority of which were completions by Kyle Murray who was 5 for 7 for 50 yards on the drive. He ended it with a 2-yard run into the end zone, his third consecutive game with a rushing TD after returning from his year-long absence due to a knee injury. A Rams penalty on the PAT led to the Cards going for 2 and they converted on a sneak by backup QB Clayton Tune. After the teams traded punts, LA took over at its own 48 and moved to the AZ5 before Stafford found Higbee for another TD that made it 14-8 Rams. The Rams next possession saw the visitors move into position for a 50-yard FG try but kicker Lucas Havrisik pushed it right and the Cards took over. At the 2:00 warning they faced a 4th-n-2 at the AZ48 and went for it but Murray's pass attempt fell incomplete. The Rams made them pay, moving to the 15 before Stafford's screen pass to Williams resulted in a TD that made it a 21-8 game at halftime.

On LA's first offensive play of the second half, Williams ran for 56 yards to the AZ22 and that led to a 24-yard Havrisik FG that made it 24-8. The Cards had a chance to add points on the next series but Matt Prater's FG try from 56 yards was a rare miss. The Rams took over at their own 46 and went 54 yards in 13 plays; Williams' 3-yard TD catch from Stafford early in the fourth quarter extended the LA lead to 31-8. RB Royce Freeman ended the next series with a 23-yard TD run to make it 37-8 with 8:19 remaining. With 5:12 left, Murray's 6-yard TD pass to WR Greg Dortch would make it 37-14 and provided the game's final score.

### SCORING DRIVES

TEAM	QTR	TIME	SCORING PLAY	LAR	ARI
Rams	1	11:18	T.Higbee 7 yd. pass from M.Stafford (L.Havrisik kick) (9-75, 3:42)	7	0
Cardinals	1	04:50	K.Murray 2 yd. run (C.Tune run) (12-75, 6:28)	7	6
Rams	2	09:57	T.Higbee 5 yd. pass from M.Stafford (L.Havrisik kick) (8-51, 4:57)	14	8
Rams	2	00:59	K.Williams 15 yd. pass from M.Stafford (L.Havrisik kick) (4-48, 0:57)	21	8
Rams	3	07:33	L.Havrisik 24 yd. Field Goal (7-72, 3:49)	24	8
Rams	4	12:41	K.Williams 3 yd. pass from M.Stafford (L.Havrisik kick) (13-54, 7:22)	31	8
Rams	4	08:19	R.Freeman 23 yd. run (kick failed, wr) (5-38, 3:01)	37	8
Cardinals	4	05:12	G.Dortch 6 yd. pass from K.Murray (pass failed) (10-75, 3:07)	37	14

### LOS ANGELES RAMS

PASSING	ATT	CP	YDS	SK/YD	TD	LG	INT	RTG
Matthew Stafford	33	25	229	0/0	4	42	1	121.1
<b>TOTAL</b>	<b>33</b>	<b>25</b>	<b>229</b>	<b>0/0</b>	<b>4</b>	<b>42</b>	<b>1</b>	<b>121.1</b>
RUSHING	ATT	YDS	AVG	LG	TD			
Kyren Williams	16	143	8.9	56	0			
Royce Freeman	13	77	5.9	23t	1			
Zach Evans	3	6	2.0	5	0			
Matthew Stafford	1	2	2.0	2	0			
<b>TOTAL</b>	<b>33</b>	<b>228</b>	<b>6.9</b>	<b>56</b>	<b>1</b>			
RECEIVING	NO	YDS	AVG	LG	TD			
Kyren Williams	6	61	10.2	24	2			
Tyler Higbee	5	29	5.8	7t	2			
Puka Nacua	4	27	6.8	14	0			
Tutu Atwell	3	76	25.3	42	0			
Cooper Kupp	3	18	6.0	7	0			
Demarcus Robinson	2	13	6.5	7	0			
Davis Allen	1	6	6.0	6	0			
Ben Skowronek	1	-1	-1.0	-1	0			
<b>TOTAL</b>	<b>25</b>	<b>229</b>	<b>9.2</b>	<b>42</b>	<b>4</b>			
TOP DEFENSE	TOT	SOLO	AST	SCK	YDS	INT		
Ernest Jones IV	6	1	5	0.0	0.0	0		
Michael Hoecht	5	4	1	1.0	7.0	0		
Christian Rozeboom	5	4	1	0.0	0.0	0		
FIELD GOALS	FGM/FGA	PERCENT	RESULTS					
Lucas Havrisik	1-2	50.0	50WR, 24G					
<b>TOTAL</b>	<b>1-2</b>	<b>50.0</b>						

### ARIZONA CARDINALS

PASSING	ATT	CP	YDS	SK/YD	TD	LG	INT	RTG
Kyle Murray	45	27	256	4/37	1	36	0	83.2
<b>TOTAL</b>	<b>45</b>	<b>27</b>	<b>256</b>	<b>4/37</b>	<b>1</b>	<b>36</b>	<b>0</b>	<b>83.2</b>
RUSHING	ATT	YDS	AVG	LG	TD			
James Conner	6	27	4.5	14	0			
Michael Carter	4	19	4.8	7	0			
Emari Demercado	3	15	5.0	9	0			
Blake Gillikin	1	10	10.0	10	0			
Kyle Murray	1	2	2.0	2t	1			
<b>TOTAL</b>	<b>15</b>	<b>73</b>	<b>4.9</b>	<b>14</b>	<b>1</b>			
RECEIVING	NO	YDS	AVG	LG	TD			
Trey McBride	7	60	8.6	16	0			
Marquise Brown	6	88	14.7	36	0			
Michael Carter	4	15	3.8	7	0			
James Conner	4	5	1.3	8	0			
Greg Dortch	3	27	9.0	14	1			
Rondale Moore	2	35	17.5	20	0			
Elijah Higgins	1	26	26.0	26	0			
<b>TOTAL</b>	<b>27</b>	<b>256</b>	<b>9.5</b>	<b>36</b>	<b>1</b>			
TOP DEFENSE	TOT	SOLO	AST	SCK	YDS	INT		
Budda Baker	9	6	3	0.0	0.0	0		
Kei'Trel Clark	9	6	3	0.0	0.0	0		
Jalen Thompson	7	5	2	0.0	0.0	1		
FIELD GOALS	FGM/FGA	PERCENT	RESULTS					
Matt Prater	0-1	0.0	56WR					
<b>TOTAL</b>	<b>0-1</b>	<b>0.0</b>						

### Team Statistics

First Downs	25	19
3rd-Down Eff. (Made/Att/Pct)	6/12/50%	6/17/35%
4th-Down Eff. (Made/Att/Pct)	2/2/100%	2/3/67%
Total Net Yards	457	292
Total Plays	66	64
Yards Per Play	6.9	4.6
Rushes/Net Yards	33/228	15/73
Net Passing	229	219
Pass Attempts/Completions	33/25	45/27
Had Intercepted	1	0
Sacked/Yards Lost	0/0	4/37
Punts/Average	2/36.5	5/45.6
Penalties/Yards	5/23	5/34
Fumbles/Lost	0/0	0/0
Possession Time	34:52	25:08

### Rams

### Cardinals



# 2023 GAME SUMMARIES



## WEEK 13

Arizona Cardinals 24, Pittsburgh Steelers 10  
66,436 ■ Acrisure Stadium ■ Dec 3, 2023



Arizona Cardinals	3	7	7	7	—	24
Pittsburgh Steelers	3	0	0	7	—	10

A game that started on a sunny, 57-degree December afternoon in the Steel City was interrupted twice by lengthy weather-related delays. But in between them, the Cardinals made plays in all three phases to earn a 14-point victory over a Steelers team that entered the day with a 7-4 record and had won 3 of its previous 4. Playing against his former squad for the first time, Cardinals RB James Conner ran for 105 yards and a pair of TDs. The Arizona defense kept Pittsburgh out of the end zone for more than 3.5 quarters, allowing just 10 total points on an early field goal and late TD. QB Tyler Murray improved to 2-2 in his four games since returning from injury and again played turnover-free football; 8 of his 13 completions went to TE Trey McBride who finished with 89 yards and a TD. The Cardinals converted on 10 of 17 third downs while limiting Pittsburgh to 4 of 11. It all added up to a 24-10 road win that upped Arizona's record to 3-10 on the season. At four hours, 18 minutes in duration, it was the longest Cardinals game since at least the Super Bowl era began.

The Steelers got the ball first and opened the game by moving to the AZ11 in 4 plays. However, the Cardinals defense allowed them no further and Chris Boswell's 29-yard field goal made it 3-0. A couple series later, Arizona would tie it thanks to a long kick from Matt Prater, the NFL's all-time leader in FGs of 50+ yards. This one was a 51-yarder that knotted the game at 3. Later, with 12:33 to go in the 2nd quarter, the Steelers took over at their own 20 and chewed 8 minutes off the clock while marching to the AZ3 where they faced 3rd-n-goal. On that play, starting QB Kenny Pickett scrambled to the 1 but injured his ankle and was forced from the game. Backup Mitch Trubisky entered as the Steelers went for it on 4th-n-goal at the 1. However, RB Najee Harris was stopped by a group led by NT Kevin Strong and the Cards took over at their own 1 with 4:51 remaining in the half. The drive that followed was one to remember. The AZ offense was 0-4 on third downs to that point but would convert all 5 third down chances on this drive. The first was on 3rd-n-3 from the 8 when Murray hit TE Elijah Higgins for a 21-yard completion to the 29. Right before the 2:00 warning, RB Michael Carter converted a 3rd-n-6 from the AZ33 with his 19-yard run into Steeler territory. Two plays later on 3rd-n-6 from the PIT44, Murray hit McBride for a 21-yard and then again for 15 yards on 3rd-n-5 at the 21. On 2nd-n-goal from the 5, Murray found McBride for a TD but the on-field call was surprisingly reversed by replay. No matter because the pair connected again on the next play and this time the TD stood. With 0:15 left in the 2nd quarter, Arizona led 10-3 thanks to the 99-yard TD drive on which Murray was 6-8 for 71 yards including 4 completions to McBride for 49 yards and a TD.

After a lengthy rain and lightning delay that extended halftime by more than 30 minutes, Arizona's initial drive ended in a punt on which Blake Gillikin pinned the Steelers at their own 7. Shortly thereafter, the Steelers' first possession ended when Arizona DE Dante Stills recovered a Trubisky fumble at the Pittsburgh 21. The turnover led to a 1-yard TD run by Conner that gave the Cards a 17-3 lead with 7:18 to play in the third quarter. After the PAT, rain and lightning again caused another lengthy delay of about 50 minutes. When play resumed, Pittsburgh would move into position for a 45-yard FG but Boswell missed for just the second time on the season when his attempt was wide to the right. The Cardinals ensuing drive penetrated Pittsburgh territory but Arizona was again forced to punt. And Gillikin again backed up the Steelers offense, this time to the 4. Following a 3-n-out and a Pittsburgh penalty on the AZ punt return, Arizona took over at the PIT33 with 10:36 remaining. A completion of 16 yards to McBride was followed by three straight Conner runs, the last of which was a 9-yard TD jaunt that made it 24-3 midway through the fourth quarter. A late Steelers TD made it 24-10 with 4:25 left. But on the next drive, six straight Conner runs gained 50 yards and chewed off enough clock that the Cardinals could kneel down three times to end the game.

### SCORING DRIVES

TEAM	QTR	TIME	SCORING PLAY	ARI	PIT
Steelers	1	12:01	C.Boswell 29 yd. Field Goal (7-65, 2:59)	0	3
Cardinals	1	05:44	M.Prater 51 yd. Field Goal (7-32, 3:32)	3	3
Cardinals	2	00:15	T.McBride 5 yd. pass from K.Murray (M.Prater kick) (15-99, 4:36)	10	3
Cardinals	3	07:18	J.Conner 1 yd. run (M.Prater kick) (7-21, 3:11)	17	3
Cardinals	4	08:28	J.Conner 9 yd. run (M.Prater kick) (4-33, 2:08)	24	3
Steelers	4	04:25	D.Johnson 2 yd. pass from M.Trubisky (C.Boswell kick) (10-75, 4:03)	24	10

### ARIZONA CARDINALS

PASSING	ATT	CP	YDS	SK/YD	TD	LG	INT	RTG
Kyler Murray	23	13	145	2/13	1	21	0	89.9
<b>TOTAL</b>	<b>23</b>	<b>13</b>	<b>145</b>	<b>2/13</b>	<b>1</b>	<b>21</b>	<b>0</b>	<b>89.9</b>

### PITTSBURGH STEELERS

PASSING	ATT	CP	YDS	SK/YD	TD	LG	INT	RTG
Mitch Trubisky	17	11	117	0/0	1	26	0	104.3
Kenny Pickett	10	7	70	0/0	0	38	0	89.6
<b>TOTAL</b>	<b>27</b>	<b>18</b>	<b>187</b>	<b>0/0</b>	<b>1</b>	<b>38</b>	<b>0</b>	<b>98.8</b>

RUSHING	ATT	YDS	AVG	LG	TD
James Conner	25	105	4.2	29	2
Michael Carter	4	25	6.3	19	0
Kyler Murray	9	20	2.2	9	0
<b>TOTAL</b>	<b>38</b>	<b>150</b>	<b>3.9</b>	<b>29</b>	<b>2</b>

RUSHING	ATT	YDS	AVG	LG	TD
Najee Harris	16	63	3.9	11	0
Jaylen Warren	9	59	6.6	18	0
Mitch Trubisky	3	5	1.7	6	0
Kenny Pickett	3	3	1.0	2	0
<b>TOTAL</b>	<b>31</b>	<b>130</b>	<b>4.2</b>	<b>18</b>	<b>0</b>

RECEIVING	NO	YDS	AVG	LG	TD
Trey McBride	8	89	11.1	17	1
Geoff Swaim	2	10	5.0	9	0
Elijah Higgins	1	21	21.0	21	0
Greg Dortch	1	19	19.0	19	0
Rondale Moore	1	6	6.0	6	0
<b>TOTAL</b>	<b>13</b>	<b>145</b>	<b>11.2</b>	<b>21</b>	<b>1</b>

RECEIVING	NO	YDS	AVG	LG	TD
George Pickens	4	86	21.5	38	0
Diontae Johnson	4	33	8.3	26	1
Pat Freiermuth	3	29	9.7	12	0
Allen Robinson II	3	19	6.3	8	0
Najee Harris	2	14	7.0	10	0
Calvin Austin III	1	10	10.0	10	0
Jaylen Warren	1	-4	-4.0	-4	0
<b>TOTAL</b>	<b>18</b>	<b>187</b>	<b>10.4</b>	<b>38</b>	<b>1</b>

TOP DEFENSE	TOT	SOLO	AST	SCK	YDS	INT
Josh Woods	12	5	7	0.0	0.0	0
Budda Baker	8	6	2	0.0	0.0	0
Jalen Thompson	7	4	3	0.0	0.0	0

TOP DEFENSE	TOT	SOLO	AST	SCK	YDS	INT
Mykal Walker	10	7	3	0.0	0.0	0
Alex Highsmith	8	5	3	1.5	10.0	0
Mark Robinson	7	4	3	0.0	0.0	0

FIELD GOALS	FGM/FGA	PERCENT	RESULTS
Matt Prater	1-1	100.0	51G
<b>TOTAL</b>	<b>1-1</b>	<b>100.0</b>	

FIELD GOALS	FGM/FGA	PERCENT	RESULTS
Chris Boswell	1-2	50.0	29G, 45WR
<b>TOTAL</b>	<b>1-2</b>	<b>50.0</b>	

### Team Statistics

First Downs	18
3rd-Down Eff. (Made/Att/Pct)	10/17/59%
4th-Down Eff. (Made/Att/Pct)	0/0/0%
Total Net Yards	282
Total Plays	63
Yards Per Play	4.5
Rushes/Net Yards	38/150
Net Passing	132
Pass Attempts/Completions	23/13
Had Intercepted	0
Sacked/Yards Lost	2/13
Punts/Average	5/50.4
Penalties/Yards	6/51
Fumbles/Lost	2/0
Possession Time	29:17

### Cardinals

18
4/11/36%
0/1/0%
317
58
5.5
31/130
187
27/18
0
0/0
4/44.8
9/77
2/1
30:43

### Steelers



## WEEK 15

**San Francisco 49ers 45, Arizona Cardinals 29**  
**63,967** ■ State Farm Stadium ■ Dec 17, 2023



San Francisco 49ers	14	7	14	10	—	45
Arizona Cardinals	7	6	3	13	—	29

The Cardinals returned from their bye with a 3-10 record and hosted the NFC's #1 seed, the 10-3 San Francisco 49ers. Arizona outgained the guests in total yards (436 to 406) and time of possession (34:11 to 25:49) while rushing for a season-high 234 yards against the NFL's #1 run defense. And while San Fran edged the Cards in total scores by just one, 6 of the 7 Niners scores were TDs while AZ's 6 came in the form of 3 FGs and 3 TDs. Cards TE Trey McBride had a game-high 10 catches for 102 yards; it marked the 2nd time he eclipsed the century mark on the season and his first catch of the afternoon gave him the franchise's single-season record for receptions by a tight end. AZ native Brock Purdy returned to his hometown for the first time as Niners QB and threw for 4 TDs with no INTs. It all added up to a 45-29 win that clinched the NFC West title for San Francisco while eliminating Arizona from postseason consideration.

The Cardinals got the ball to open the game and made it count. Back-to-back Kyle Murray passes to McBride covered 11 and 38 yards and moved the ball to the SF21. That led to a 2-yard James Conner TD run that capped the 7-play, 75-yard drive. The 49ers responded with their own 75-yard drive, this one consuming 4:07 in 8 plays and ending with Purdy's 12-yard touchdown pass to WR Deebo Samuel that tied it at 7. The ensuing Cardinals drive saw them move to the SF42 where they faced a 4th-n-3, on that play, 49ers CB Charvarius Ward picked off a Murray pass attempt across the middle and he returned it 66 yards for a score. It snapped a streak of 96 straight attempts without an INT for Murray. Early in the second quarter, Matt Prater's 58-yard FG pulled AZ to within 4 points at 14-10. Eight minutes later, his 43-yarder made it a one point game with 6:14 remaining in the first half. But with 1:14 to go, RB Christian McCaffrey's 5-yard TD connection with Purdy made it 21-13. While the San Francisco D then forced a 3-n-out from the Cardinals, momentum appeared to swing to AZ in a huge way when 49ers returner Ronnie Bell fumbled the ensuing punt and AZ's Joey Blount returned it 12 yards for a TD. However, a replay review negated the score and fumble, ruling Bell's forearm was down. As a result, San Fran entered halftime with a 21-13 lead.

On the 3rd play of the 3rd quarter, San Fran faced a 3rd-n-11 at the SF24 when Purdy hit TE George Kittle on a 35-yard gain to the AZ41. A play later, he found McCaffrey open down the left sideline for a 41-yard touchdown reception and the Niners led 28-13. Arizona's next drive reached the SF10 but the Cards had to settle for another Prater FG, this one a 28-yarder that made it 28-16. McCaffrey's 3rd TD of the day – a 1-yard run – ended the next SF possession which covered 60 yards in 6 plays, making it 35-16 with 1:08 to play in the third. Emari Demercado's 49-yard TD run gave AZ a jolt with 11:30 left and made it 35-22. But a 19-yard Samuel TD catch from Purdy and a 43-yard Jake Moody FG on the next two drives pushed San Fran further ahead and Murray's 8-yard TD pass to TE Elijah Higgins in the last minute provided the game's final margin of 45-29.

### SCORING DRIVES

TEAM	QTR	TIME	SCORING PLAY	SF	ARI
Cardinals	1	10:40	J.Conner 2 yd. run (M.Prater kick) (7-75, 4:20)	0	7
49ers	1	06:33	D.Samuel 12 yd. pass from B.Purdy (J.Moody kick) (8-75, 4:07)	7	7
49ers	1	04:22	C.Ward 66 yd. interception return (J.Moody kick)	14	7
Cardinals	2	14:11	M.Prater 58 yd. Field Goal (8-35, 5:11)	14	10
Cardinals	2	06:14	M.Prater 43 yd. Field Goal (11-44, 6:15)	14	13
49ers	2	01:14	C.McCaffrey 5 yd. pass from B.Purdy (J.Moody kick) (10-75, 5:00)	21	13
49ers	3	13:18	C.McCaffrey 41 yd. pass from B.Purdy (J.Moody kick) (4-75, 1:42)	28	13
Cardinals	3	04:20	M.Prater 28 yd. Field Goal (12-81, 6:18)	28	16
49ers	3	01:08	C.McCaffrey 1 yd. run (J.Moody kick) (6-60, 3:12)	35	16
Cardinals	4	11:30	E.Demercado 49 yd. run (pass failed) (8-75, 4:38)	35	22
49ers	4	07:09	D.Samuel 19 yd. pass from B.Purdy (J.Moody kick) (7-75, 4:21)	42	22
49ers	4	03:09	J.Moody 43 yd. Field Goal (6-22, 3:04)	45	22
Cardinals	4	00:47	E.Higgins 8 yd. pass from K.Murray (M.Prater kick) (12-75, 2:22)	45	29

### SAN FRANCISCO 49ERS

PASSING	ATT	CP	YDS	SK/YD	TD	LG	INT	RTG
Brock Purdy	25	16	242	0/0	4	41t	0	135.3
Sam Darnold	3	2	20	0/0	0	17	0	85.4
<b>TOTAL</b>	<b>28</b>	<b>18</b>	<b>262</b>	<b>0/0</b>	<b>4</b>	<b>41T</b>	<b>0</b>	<b>134.2</b>

RUSHING	ATT	YDS	AVG	LG	TD
Christian McCaffrey	18	115	6.4	26	1
Jordan Mason	5	20	4.0	17	0
Deebo Samuel Sr.	1	11	11.0	11	0
Sam Darnold	2	-2	-1.0	-1	0
<b>TOTAL</b>	<b>26</b>	<b>144</b>	<b>5.5</b>	<b>26</b>	<b>1</b>

RECEIVING	NO	YDS	AVG	LG	TD
Christian McCaffrey	5	72	14.4	41t	2
Deebo Samuel Sr.	4	48	12.0	19t	2
Brandon Aiyuk	3	37	12.3	22	0
George Kittle	2	54	27.0	35	0
Kyle Juszczyk	2	26	13.0	17	0
Jauan Jennings	2	25	12.5	22	0
<b>TOTAL</b>	<b>18</b>	<b>262</b>	<b>14.6</b>	<b>41T</b>	<b>4</b>

TOP DEFENSE	TOT	SOLO	AST	SCK	YDS	INT
Deommodore Lenoir	9	8	1	0.0	0.0	0
Fred Warner	9	8	1	0.5	0.5	0
Dre Greenlaw	8	7	1	0.0	0.0	0

FIELD GOALS	FGM/FGA	PERCENT	RESULTS
Jake Moody	1-1	100.0	43G
<b>TOTAL</b>	<b>1-1</b>	<b>100.0</b>	

### ARIZONA CARDINALS

PASSING	ATT	CP	YDS	SK/YD	TD	LG	INT	RTG
Kyle Murray	39	26	211	3/9	1	38	2	67.4
<b>TOTAL</b>	<b>39</b>	<b>26</b>	<b>211</b>	<b>3/9</b>	<b>1</b>	<b>38</b>	<b>2</b>	<b>67.4</b>

RUSHING	ATT	YDS	AVG	LG	TD
James Conner	14	86	6.1	44	1
Emari Demercado	4	64	16.0	49t	1
Kyle Murray	6	49	8.2	15	0
Michael Carter	3	27	9.0	19	0
Greg Dortch	1	5	5.0	5	0
Rondale Moore	1	3	3.0	3	0
Clayton Tune	1	0	0.0	0	0
<b>TOTAL</b>	<b>30</b>	<b>234</b>	<b>7.8</b>	<b>49T</b>	<b>2</b>

RECEIVING	NO	YDS	AVG	LG	TD
Trey McBride	10	102	10.2	38	0
Elijah Higgins	4	44	11.0	17	1
Michael Carter	3	10	3.3	8	0
James Conner	3	3	1.0	6	0
Greg Dortch	2	15	7.5	10	0
Rondale Moore	2	5	2.5	4	0
Geoff Swaim	1	26	26.0	26	0
Emari Demercado	1	6	6.0	6	0
<b>TOTAL</b>	<b>26</b>	<b>211</b>	<b>8.1</b>	<b>38</b>	<b>1</b>

TOP DEFENSE	TOT	SOLO	AST	SCK	YDS	INT
Jalen Thompson	6	5	1	0.0	0.0	0
Starling Thomas V	5	5	0	0.0	0.0	0
Garrett Williams	5	4	1	0.0	0.0	0

FIELD GOALS	FGM/FGA	PERCENT	RESULTS
Matt Prater	3-3	100.0	58G, 43G, 28G
<b>TOTAL</b>	<b>3-3</b>	<b>100.0</b>	

### Team Statistics

	49ers	Cardinals
First Downs	24	22
3rd-Down Eff. (Made/Att/Pct)	4/7/57%	7/16/44%
4th-Down Eff. (Made/Att/Pct)	0/0/0%	3/4/75%
Total Net Yards	406	436
Total Plays	54	72
Yards Per Play	7.5	6.1
Rushes/Net Yards	26/144	30/234
Net Passing	262	202
Pass Attempts/Completions	28/18	39/26
Had Intercepted	0	2
Sacked/Yards Lost	0/0	3/9
Punts/Average	2/48.0	2/56.0
Penalties/Yards	1/5	4/28
Fumbles/Lost	0/0	5/0
Possession Time	25:49	34:11

# 2023 GAME SUMMARIES



## WEEK 16

Arizona Cardinals 16, Chicago Bears 27  
59,978 ■ Soldier Field ■ Dec 24, 2023



Arizona Cardinals	0	7	3	6	—	16
Chicago Bears	7	14	3	3	—	27

On an unseasonably warm Christmas eve in the Windy City, the only two remaining charter members of the NFL rekindled the league's oldest rivalry. The host Bears jumped out to a 21-0 first half lead with touchdowns on three consecutive drives. However, as they have all season, the Cardinals fought back allowing just two Chicago field goals the rest of the way. They cut it to a one score game and got the ball back with 4:21 to play and a chance to tie. Arizona could not complete the comeback though and fell to 3-12 on the season while Chicago improved to 6-9.

The Bears produced the game's initial points on their second offensive possession. The first play of it was a 53-yard completion from Justin Fields to TE Cole Kmet that moved it to the AZ21. The Cards defense appeared to force a FG with a 3rd down sack of Fields but a defensive holding penalty wiped it away. On the next snap, the QB ran it in from 3 yards out and Chicago led 7-0. The next Bears drive started at their own 10 and saw them move 90 yards in 11 plays; RB Khalil Herbert ended it with his 11-yard TD run. Up 14-0 early in the 2nd quarter, Chicago took over at its own 46 after a Cardinals punt and Fields moved the offense 54 yards in 8 plays, capping the series when he found veteran TE Mercedes Lewis in the back of the end zone on 3rd-n-goal from the 1. Trailing 21-0 with 7:12 to go before halftime, the Cardinals took over at their own 25. In 8 plays, they moved 59 yards to the 16 and on 3rd-n-3 from there, Tyler Murray lofted a pass to James Conner out of the backfield and the AZ RB outraced the Bears defenders to the pylon. That made it 21-7 with 2:27 to play in the second quarter and it remained that way heading into the halftime locker room.

Arizona return man Greg Dortch returned the second half's opening kickoff 40 yards to the AZ43 and that led to a 55-yard FG from Matt Prater, the NFL's all-time leader in FGs of 50+ yards. That boot drew AZ to within 21-10 early in the 3rd. In that quarter's final minute, Cairo Santos hit a 49-yarder to end a 10-play, 49-yard drive and put Chicago back up 14 at 24-10. With 11 minutes to play, Chicago reached the AZ20 when Fields lofted a first down pass into the end zone but it was intercepted there by S Jalen Thompson. After the touchback, Murray led the Cardinals 80 yards in 8 plays and ended the drive with a touchdown pass to Dortch on 3rd-n-5 from the CHI38; the speedy WR caught it crossing the middle before twisting, turning, and zig-zagging as he took it the distance for a TD. When the 2-point attempt was unsuccessful, the Cards trailed by 8 with 6:37 to play. The Arizona defense then forced a 3-n-out and after the punt, the Cards offense took over at their own 9 with 4:21 to play. Murray moved them 18 yards to the 27 but on 4th-n-6 from there, his pass down the right sideline intended for Dortch fell incomplete and the Cardinals turned it over on downs. Chicago took over with 2:57 to play and picked up one first down before Santos' 29-yard FG sealed the game with 1:02 to go.

### SCORING DRIVES

TEAM	QTR	TIME	SCORING PLAY	ARI	CHI
Bears	1	06:16	J.Fields 3 yd. run (C.Santos kick) (6-74, 2:56)	0	7
Bears	2	12:54	K.Herbert 11 yd. run (C.Santos kick) (11-90, 5:57)	0	14
Bears	2	07:12	M.Lewis 1 yd. pass from J.Fields (C.Santos kick) (8-54, 4:41)	0	21
Cardinals	2	02:27	J.Conner 16 yd. pass from K.Murray (M.Prater kick) (9-75, 4:45)	7	21
Cardinals	3	12:12	M.Prater 55 yd. Field Goal (5-20, 2:48)	10	21
Bears	3	01:04	C.Santos 49 yd. Field Goal (10-49, 5:35)	10	24
Cardinals	4	06:37	G.Dortch 38 yd. pass from K.Murray (pass failed) (8-80, 3:45)	16	24
Bears	4	01:02	C.Santos 29 yd. Field Goal (7-16, 1:55)	16	27

### ARIZONA CARDINALS

PASSING	ATT	CP	YDS	SK/YD	TD	LG	INT	RTG
Kyler Murray	38	24	230	2/17	2	38t	0	97.5
<b>TOTAL</b>	<b>38</b>	<b>24</b>	<b>230</b>	<b>2/17</b>	<b>2</b>	<b>38T</b>	<b>0</b>	<b>97.5</b>

RUSHING	ATT	YDS	AVG	LG	TD
James Conner	12	45	3.8	16	0
Kyler Murray	5	32	6.4	12	0
Emari Demercado	2	10	5.0	7	0
Rondale Moore	1	6	6.0	6	0
<b>TOTAL</b>	<b>20</b>	<b>93</b>	<b>4.7</b>	<b>16</b>	<b>0</b>

RECEIVING	NO	YDS	AVG	LG	TD
Emari Demercado	7	40	5.7	22	0
Trey McBride	6	31	5.2	10	0
James Conner	5	67	13.4	20	1
Greg Dortch	2	45	22.5	38t	1
Rondale Moore	2	30	15.0	22	0
Elijah Higgins	2	17	8.5	12	0
<b>TOTAL</b>	<b>24</b>	<b>230</b>	<b>9.6</b>	<b>38T</b>	<b>2</b>

TOP DEFENSE	TOT	SOLO	AST	SCK	YDS	INT
Budda Baker	10	7	3	0.0	0.0	0
Krys Barnes	9	6	3	0.0	0.0	0
Starling Thomas V	8	7	1	0.0	0.0	0

FIELD GOALS	FGM/FGA	PERCENT	RESULTS
Matt Prater	1-1	100.0	55G
<b>TOTAL</b>	<b>1-1</b>	<b>100.0</b>	

### CHICAGO BEARS

PASSING	ATT	CP	YDS	SK/YD	TD	LG	INT	RTG
Justin Fields	27	15	170	1/0	1	53	1	71.5
<b>TOTAL</b>	<b>27</b>	<b>15</b>	<b>170</b>	<b>1/0</b>	<b>1</b>	<b>53</b>	<b>1</b>	<b>71.5</b>

RUSHING	ATT	YDS	AVG	LG	TD
Khalil Herbert	20	112	5.6	15	1
Justin Fields	9	97	10.8	39	1
Roschon Johnson	9	37	4.1	10	0
Velus Jones Jr.	1	4	4.0	4	0
<b>TOTAL</b>	<b>39</b>	<b>250</b>	<b>6.4</b>	<b>39</b>	<b>2</b>

RECEIVING	NO	YDS	AVG	LG	TD
Cole Kmet	4	107	26.8	53	0
DJ Moore	3	18	6.0	7	0
Roschon Johnson	3	16	5.3	10	0
Darnell Mooney	2	5	2.5	6	0
Robert Tonyan	1	14	14.0	14	0
Khalil Herbert	1	9	9.0	9	0
Mercedes Lewis	1	1	1.0	1t	1
<b>TOTAL</b>	<b>15</b>	<b>170</b>	<b>11.3</b>	<b>53</b>	<b>1</b>

TOP DEFENSE	TOT	SOLO	AST	SCK	YDS	INT
Kyler Gordon	7	6	1	1.0	8.0	0
Jaquan Brisker	7	4	3	0.0	0.0	0
T.J. Edwards	6	5	1	0.0	0.0	0

FIELD GOALS	FGM/FGA	PERCENT	RESULTS
Cairo Santos	2-2	100.0	49G, 29G
<b>TOTAL</b>	<b>2-2</b>	<b>100.0</b>	

### Team Statistics

First Downs	16
3rd-Down Eff. (Made/Att/Pct)	7/16/44%
4th-Down Eff. (Made/Att/Pct)	0/1/0%
Total Net Yards	306
Total Plays	60
Yards Per Play	5.1
Rushes/Net Yards	20/93
Net Passing	213
Pass Attempts/Completions	38/24
Had Intercepted	0
Sacked/Yards Lost	2/17
Punts/Average	6/52.2
Penalties/Yards	2/8
Fumbles/Lost	1/0
Possession Time	25:28

### Cardinals

16
7/16/44%
0/1/0%
306
60
5.1
20/93
213
38/24
0
2/17
6/52.2
2/8
1/0
25:28

### Bears

22
8/15/53%
0/0/0%
420
67
6.3
39/250
170
27/15
1
1/0
5/52.0
5/35
0/0
34:32





## WEEK 17

Arizona Cardinals 35, Philadelphia Eagles 31

69,879 ■ Lincoln Financial Field ■ Dec 31, 2023



Arizona Cardinals	3	3	15	14	—	35
Philadelphia Eagles	7	14	0	10	—	31

On New Year's Eve in Philadelphia, the Cardinals (3-12) took on the Eagles (11-4), a team for which first-year AZ head coach Jonathan Gannon had served as defensive coordinator for the previous two seasons. Philly entered the season's penultimate contest in first place in the NFC East and as the conference's #2 seed with a shot at snatching #1. The Cards trailed 21-6 at intermission despite outgaining the hosts in a first half that saw AZ earn a time of possession advantage of more than 13 minutes. However, the Cardinals wiped out that deficit in a near flawless second half that saw them score TDs on all four possessions, each of which was 70+ yards. Tyler Murray was outstanding throughout, but especially in the final two quarters when he completed 13 of 14 passes for 133 yards, 3 TDs and a passer rating of 145.8. RB James Conner was also dominant, rushing for 128 yards and scoring two TDs; one came on a one-handed reception late in the 3rd quarter while the other was on the ground and put AZ up by 4 with 0:32 left. That TD proved to be the game-winner in a contest that saw the Cards gain 449 total yards (221 on the ground), amass 32 first downs and not punt once.

After forcing a Philly 3-n-out on the game's opening drive, the Cards offense moved to the PHI3 before settling for a 28-yard Matt Prater FG. The Eagles went ahead on the ensuing drive that covered 75 yards in 9 plays and ended with Jalen Hurts' 12-yard TD pass to WR Julio Jones. Down 7-3 early in the 2nd quarter, the Cards offense again marched into Philly territory. However, a QB-WR miscommunication on 3rd-n-7 from the 24 resulted in an INT that Sydney Brown hauled in at the 1 and took 99 yards for a TD that made it 14-3. AZ bounced back by moving 59 yards in 16 plays and Prater's 34-yard FG made it 14-6 with 1:50 left in the first half. That was enough time for the Eagles offense to go 75 yards in 9 plays and Jones' second TD catch of the day came with 0:16 left and made it 21-6.

AZ got the ball to open the 2nd half and made it count. Murray moved the Cards 75 yards in 10 plays and his 6-yard touchdown pass to RB Michael Carter made it 21-13. After a quick 3-n-out forced by the defense, AZ took over at its own 23 midway through the 3rd. What followed was a 77-yard drive that ended with a gorgeous one-handed Conner grab of a Murray pass in the end zone; a Murray completion to WR Michael Wilson converted the 2-point try and suddenly AZ had tied it at 21 with 2:01 remaining in the 3rd quarter. The Eagles responded with their own lengthy drive. It covered 75 yards in 13 plays - 11 of them runs - and concluded with a 9-yard TD throw from Hurts to TE Dallas Goedert that made it 28-21. On the first play of the next drive, Murray went deep down the right sideline to WR Greg Dortch which drew a defensive pass interference penalty that covered 29 yards to the PHI48. Eight plays later, the Cards faced a 4th down at the 5 with 5:30 to go when Murray tied the game at 28 by hitting Wilson in the end zone. After an unsuccessful surprise onside attempt by the Cards, Philly took over at the AZ39 with 5:25 to play. The Eagles got one first down, but the AZ defense stiffened and forced them to settle for a 43-yard Jake Elliott FG that put Philly up 31-28 with 2:33 to go. The Cards got the ball back and in four plays moved to midfield with 1:26 to go before Murray hit Dortch with a pass 10 yards downfield; the speedy WR caught it at the sideline, cut it back inside and completed the 36-yard gain to the 5. Two plays later, Conner punched it in from the 2 and AZ led 35-31 with 0:32 left on the clock. Philly would reach its own 49 in the closing seconds, but Hurts' Hall Mary pass on the game's final play was picked off in the end zone by 5 Joey Blount.

### SCORING DRIVES

TEAM	QTR	TIME	SCORING PLAY	ARI	PHI
Cardinals	1	05:09	M.Prater 28 yd. Field Goal (14-64, 7:46)	3	0
Eagles	1	00:36	J.Jones 12 yd. pass from J.Hurts (J.Elliott kick) (9-75, 4:33)	3	7
Eagles	2	11:44	S.Brown 99 yd. interception return (J.Elliott kick)	3	14
Cardinals	2	01:50	M.Prater 34 yd. Field Goal (16-59, 9:54)	6	14
Eagles	2	00:16	J.Jones 22 yd. pass from J.Hurts (J.Elliott kick) (9-75, 1:34)	6	21
Cardinals	3	08:42	M.Carter 6 yd. pass from K.Murray (M.Prater kick) (10-75, 6:18)	13	21
Cardinals	3	02:01	J.Conner 5 yd. pass from K.Murray (K.Murray-Mi.Wilson pass) (9-77, 5:03)	21	21
Eagles	4	09:55	D.Goedert 9 yd. pass from J.Hurts (J.Elliott kick) (13-75, 7:06)	21	28
Cardinals	4	05:26	Mi.Wilson 5 yd. pass from K.Murray (M.Prater kick) (8-77, 4:29)	28	28
Eagles	4	02:33	J.Elliott 43 yd. Field Goal (6-14, 2:53)	28	31
Cardinals	4	00:32	J.Conner 2 yd. run (M.Prater kick) (7-70, 2:01)	35	31

### ARIZONA CARDINALS

PASSING	ATT	CP	YDS	SK/YD	TD	LG	INT	RTG
Kyler Murray	31	25	232	1/4	3	36	1	116.7
<b>TOTAL</b>	<b>31</b>	<b>25</b>	<b>232</b>	<b>1/4</b>	<b>3</b>	<b>36</b>	<b>1</b>	<b>116.7</b>

RUSHING	ATT	YDS	AVG	LG	TD
James Conner	26	128	4.9	22	1
Michael Carter	7	61	8.7	21	0
Kyler Murray	5	24	4.8	14	0
Rondale Moore	2	8	4.0	6	0
<b>TOTAL</b>	<b>40</b>	<b>221</b>	<b>5.5</b>	<b>22</b>	<b>1</b>

RECEIVING	NO	YDS	AVG	LG	TD
Greg Dortch	7	82	11.7	36	0
Trey McBride	6	48	8.0	26	0
Michael Wilson	4	35	8.8	13	1
Rondale Moore	3	26	8.7	12	0
Elijah Higgins	2	21	10.5	14	0
Emari Demercado	1	9	9.0	9	0
Michael Carter	1	6	6.0	6t	1
James Conner	1	5	5.0	5t	1
<b>TOTAL</b>	<b>25</b>	<b>232</b>	<b>9.3</b>	<b>36</b>	<b>3</b>

TOP DEFENSE	TOT	SOLO	AST	SCK	YDS	INT
Antonio Hamilton Sr.	7	5	2	0.0	0.0	0
Krys Barnes	7	4	3	0.0	0.0	0
Starling Thomas V	5	5	0	0.0	0.0	0

FIELD GOALS	FGM/FGA	PERCENT	RESULTS
Matt Prater	2-2	100.0	28G, 34G
<b>TOTAL</b>	<b>2-2</b>	<b>100.0</b>	

### PHILADELPHIA EAGLES

PASSING	ATT	CP	YDS	SK/YD	TD	LG	INT	RTG
Jalen Hurts	23	18	167	0/0	3	23	1	118.4
Kenneth Gainwell	1	1	17	0/0	0	17	0	118.8
<b>TOTAL</b>	<b>24</b>	<b>19</b>	<b>184</b>	<b>0/0</b>	<b>3</b>	<b>23</b>	<b>1</b>	<b>120.8</b>

RUSHING	ATT	YDS	AVG	LG	TD
D'Andre Swift	13	61	4.7	16	0
Jalen Hurts	8	25	3.1	13	0
Kenneth Gainwell	2	5	2.5	3	0
<b>TOTAL</b>	<b>23</b>	<b>91</b>	<b>4.0</b>	<b>16</b>	<b>0</b>

RECEIVING	NO	YDS	AVG	LG	TD
Dallas Goedert	5	47	9.4	23	1
A.J. Brown	4	53	13.3	18	0
Kenneth Gainwell	4	15	3.8	6	0
DeVonta Smith	3	30	10.0	17	0
Julio Jones	2	34	17.0	22t	2
D'Andre Swift	1	5	5.0	5	0
<b>TOTAL</b>	<b>19</b>	<b>184</b>	<b>9.7</b>	<b>23</b>	<b>3</b>

TOP DEFENSE	TOT	SOLO	AST	SCK	YDS	INT
Nicholas Morrow	14	9	5	0.0	0.0	0
Kevin Byard	11	8	3	0.0	0.0	0
Reed Blankenship	11	7	4	0.0	0.0	0

FIELD GOALS	FGM/FGA	PERCENT	RESULTS
Jake Elliott	1-1	100.0	43G
<b>TOTAL</b>	<b>1-1</b>	<b>100.0</b>	

### Team Statistics

	Cardinals	Eagles
First Downs	32	17
3rd-Down Eff. (Made/Att/Pct)	5/10/50%	4/9/44%
4th-Down Eff. (Made/Att/Pct)	2/2/100%	1/1/100%
Total Net Yards	449	275
Total Plays	72	47
Yards Per Play	6.2	5.9
Rushes/Net Yards	40/221	23/91
Net Passing	228	184
Pass Attempts/Completions	31/25	24/19
Had Intercepted	1	1
Sacked/Yards Lost	1/4	0/0
Punts/Average	0/0.0	2/58.5
Penalties/Yards	5/25	4/49
Fumbles/Lost	1/0	0/0
Possession Time	39:39	20:21

# 2023 GAME SUMMARIES



## WEEK 18

### Seattle Seahawks 21, Arizona Cardinals 20

63,197 ■ State Farm Stadium ■ Jan 7, 2024



Seattle Seahawks	3	10	0	8	—	21
Arizona Cardinals	0	6	7	7	—	20

The Cardinals closed the regular season at home against an 8-8 Seattle team still fighting for a playoff spot. To secure a wild card berth, the Seahawks needed a win plus a Packers home loss vs. the Bears in a game kicking off at the same time. While Green Bay's win that eliminated Seattle was known well before the end of the Cards-Seahawks contest, both teams fought to the final whistle in a game decided on the final play. Arizona came back from a 7-point halftime deficit to take a 7-point lead midway through the 4th. Seattle would score a TD and go-ahead two-point conversion with 1:54 to go, but the Cards did not quit. Tyler Murray led the team into position for a 51-yard FG try on the game's final play but Matt Prater's attempt was just wide to the right. The loss dropped AZ to 4-13 on the season and secured the 4th overall selection in the 2024 draft. RB James Conner was sensational in the effort, racking up a career-high 150 rushing yards and a TD and another 54 yards on 4 receptions. It helped Conner eclipse 1,000 rushing yards for the first time in his career.

The game's opening drive ended with an AZ punt that pinned Seattle at its own 7. The Seahawks moved 78 yards in 10 plays to the AZ15, but Geno's Smith's 3rd-n-4 pass from there was incomplete. That led to a 33-yard Jason Myers FG that made it 3-0. Early in the 2nd quarter, the Cards moved from their own 15 to the SEA 5 thanks to a Conner 18-yard catch and 20-yard run as well as Murray's 33-yard run. However, the AZ offense could not get it into the end zone and Prater's 23-yard FG made it 3-3. Seattle answered right back with a 7-play, 75-yard drive that ended on Geno Smith's 19-yard TD pass to TE Will Dissly. The ensuing possession saw AZ again move deep into Seattle territory, but the Cards again only came away with 3 on Prater's 34-yard FG that made it 10-6 with 1:57 to go before intermission. The Seahawks then made it 14-6 on Myers' 29-yard FG as the half expired.

After AZ's defense forced a Seahawks 3-n-out to open the 3rd quarter, the offense took over at its own 13 and proceeded to go 87 yards in 4 plays. Conner's 34-yard catch-n-run was followed by a 25-yard reception to TE Elijah Higgins that took it to SEA29. On the next snap, Conner raced 29 yards for the game-tying TD. With just under 10 minutes left in the 4th, AZ had reached the SEA8 but was stopped short on 3rd down and appeared poised for a go-ahead FG try. However, the Cards caught the Seahawks off guard, subbing in only the kicker and holder while the other 9 were offensive players from the previous 3rd down play. Murray took the snap and found TE Trey McBride for a TD that made it 20-13 with 9:48 to go. After forcing its third 3-n-out of the 2nd half, Arizona took over at its own 22 with 8:20 to go. With 2:56 to go, Prater attempted a 43-yard FG that would have made it a 10-point game but the try was wide right. Seattle took over at its own 33 and moved to the AZ34 in three plays. Smith then hit Tyler Lockett with a TD strike for 6 and the two then connected on the 2-point try that put the Seahawks up 21-20 with 1:54 remaining. Two Murray passes to WR Michael Wilson covered 21 and 12 yards and were instrumental into moving AZ into position for a game-winning FG, but Prater's 51-yard attempt as time expired was unsuccessful.

### SCORING DRIVES

TEAM	QTR	TIME	SCORING PLAY	SEA	ARI
Seahawks	1	05:05	J.Myers 33 yd. Field Goal (11-78, 5:49)	3	0
Cardinals	2	11:08	M.Prater 23 yd. Field Goal (9-79, 4:57)	3	3
Seahawks	2	07:06	W.Dissly 19 yd. pass from G.Smith (J.Myers kick) (7-75, 4:02)	10	3
Cardinals	2	01:57	M.Prater 34 yd. Field Goal (10-59, 5:09)	10	6
Seahawks	2	00:00	J.Myers 29 yd. Field Goal (11-64, 1:57)	13	6
Cardinals	3	10:33	J.Conner 29 yd. run (M.Prater kick) (4-87, 2:14)	13	13
Cardinals	4	09:48	T.McBride 8 yd. pass from K.Murray (M.Prater kick) (12-61, 7:18)	13	20
Seahawks	4	01:54	T.Lockett 34 yd. pass from G.Smith (G.Smith-T.Lockett pass) (4-67, 1:02)	21	20

### SEATTLE SEAHAWKS

PASSING	ATT	CP	YDS	SK/YD	TD	LG	INT	RTG
Geno Smith	28	16	189	0/0	2	37	0	101.6
<b>TOTAL</b>	<b>28</b>	<b>16</b>	<b>189</b>	<b>0/0</b>	<b>2</b>	<b>37</b>	<b>0</b>	<b>101.6</b>

RUSHING	ATT	YDS	AVG	LG	TD
Kenneth Walker III	17	78	4.6	16	0
Zach Charbonnet	5	32	6.4	14	0
Geno Smith	3	28	9.3	21	0
<b>TOTAL</b>	<b>25</b>	<b>138</b>	<b>5.5</b>	<b>21</b>	<b>0</b>

RECEIVING	NO	YDS	AVG	LG	TD
Will Dissly	3	46	15.3	21	1
Jaxon Smith-Njigba	3	14	4.7	7	0
Colby Parkinson	3	8	2.7	5	0
Tyler Lockett	2	71	35.5	37	1
Zach Charbonnet	2	28	14.0	15	0
DK Metcalf	1	10	10.0	10	0
Jake Bobo	1	9	9.0	9	0
Kenneth Walker III	1	3	3.0	3	0
<b>TOTAL</b>	<b>16</b>	<b>189</b>	<b>11.8</b>	<b>37</b>	<b>2</b>

TOP DEFENSE	TOT	SOLO	AST	SCK	YDS	INT
Bobby Wagner	15	4	11	0.0	0.0	0
Devon Witherspoon	11	7	4	0.0	0.0	0
Leonard Williams	7	2	5	0.0	0.0	0

FIELD GOALS	FGM/FGA	PERCENT	RESULTS
Jason Myers	2-2	100.0	33G, 29G
<b>TOTAL</b>	<b>2-2</b>	<b>100.0</b>	

### ARIZONA CARDINALS

PASSING	ATT	CP	YDS	SK/YD	TD	LG	INT	RTG
Kyler Murray	30	22	262	1/2	1	34	0	110.7
<b>TOTAL</b>	<b>30</b>	<b>22</b>	<b>262</b>	<b>1/2</b>	<b>1</b>	<b>34</b>	<b>0</b>	<b>110.7</b>

RUSHING	ATT	YDS	AVG	LG	TD
James Conner	27	150	5.6	29t	1
Kyler Murray	5	33	6.6	33	0
Michael Carter	4	17	4.3	15	0
Rondale Moore	1	5	5.0	5	0
Clayton Tune	1	1	1.0	1	0
<b>TOTAL</b>	<b>38</b>	<b>206</b>	<b>5.4</b>	<b>33</b>	<b>1</b>

RECEIVING	NO	YDS	AVG	LG	TD
Michael Wilson	6	95	15.8	28	0
James Conner	4	54	13.5	34	0
Rondale Moore	4	31	7.8	10	0
Trey McBride	3	34	11.3	25	1
Elijah Higgins	2	32	16.0	25	0
Greg Dortch	2	14	7.0	9	0
Michael Carter	1	2	2.0	2	0
<b>TOTAL</b>	<b>22</b>	<b>262</b>	<b>11.9</b>	<b>34</b>	<b>1</b>

TOP DEFENSE	TOT	SOLO	AST	SCK	YDS	INT
Budda Baker	10	8	2	0.0	0.0	0
Krys Barnes	6	4	2	0.0	0.0	0
BJ Ojulari	5	4	1	0.0	0.0	0

FIELD GOALS	FGM/FGA	PERCENT	RESULTS
Matt Prater	2-4	50.0	23G, 34G, 43WR, 51WR
<b>TOTAL</b>	<b>2-4</b>	<b>50.0</b>	

### Team Statistics

First Downs	18
3rd-Down Eff. (Made/Att/Pct)	6/12/50%
4th-Down Eff. (Made/Att/Pct)	0/0/0%
Total Net Yards	327
Total Plays	53
Yards Per Play	6.2
Rushes/Net Yards	25/138
Net Passing	189
Pass Attempts/Completions	28/16
Had Intercepted	0
Sacked/Yards Lost	0/0
Punts/Average	5/51.6
Penalties/Yards	0/0
Fumbles/Lost	0/0
Possession Time	23:57

### Seahawks

First Downs	18
3rd-Down Eff. (Made/Att/Pct)	6/12/50%
4th-Down Eff. (Made/Att/Pct)	0/0/0%
Total Net Yards	327
Total Plays	53
Yards Per Play	6.2
Rushes/Net Yards	25/138
Net Passing	189
Pass Attempts/Completions	28/16
Had Intercepted	0
Sacked/Yards Lost	0/0
Punts/Average	5/51.6
Penalties/Yards	0/0
Fumbles/Lost	0/0
Possession Time	23:57

### Cardinals

First Downs	24
3rd-Down Eff. (Made/Att/Pct)	5/13/38%
4th-Down Eff. (Made/Att/Pct)	2/2/100%
Total Net Yards	466
Total Plays	69
Yards Per Play	6.8
Rushes/Net Yards	38/206
Net Passing	260
Pass Attempts/Completions	30/22
Had Intercepted	0
Sacked/Yards Lost	1/2
Punts/Average	3/50.7
Penalties/Yards	5/27
Fumbles/Lost	0/0
Possession Time	36:03

# 2023 PLAYER PARTICIPATION



2023 REGULAR SEASON ARIZONA CARDINALS PLAYER PARTICIPATION																				2023		
PLAYERS	1 9/10	2 9/17	3 9/24	4 10/1	5 10/8	6 10/15	7 10/22	8 10/29	9 11/5	10 11/12	11 11/19	12 11/26	13 12/3	14 12/17	15 12/24	16 12/31	17 1/7	GP	GS	DNP	IN	
Daniel Arias	PS	PS	-	-	-	-	-	-	-	-	-	-	-	-	-	-	-	0	0	0	0	
Andre Baccellia	PS	PS	PS	PS	PS	PS	PS	P	P	PS	P	P	P	PS	PS	PS	PS	5	0	0	0	
Budda Baker	S	IAJ	IR	IR	IR	IR	S	S	S	S	S	S	S	S	S	S	S	12	12	0	1	
Eric Banks	PS	P	PS	P	PS	PS	PS	PS	PS	-	-	-	-	-	-	-	-	2	0	0	0	
Krys Barnes	P	ILB	ILB	P	P	P	P	IAJ	P	P	P	P	ILB	P	ILB	ILB	ILB	16	6	0	1	
Jackson Barton	P	PS	PS	PS	PS	PS	PS	PS	PS	DNP	PS	PS	PS	PS	PS	PS	DNP	1	0	2	0	
Kelvin Beachum	IAJ	DNP	DNP	DNP	DNP	DNP	DNP	P	P	LT	P	P	P	P	P	P	11	2	5	1		
Joey Blount	-	-	PS	PS	P	S	P	P	P	P	IAJ	IAJ	P	P	P	P	11	1	0	2		
Kris Boyd	P	P	P	P	-	-	-	-	-	-	-	-	-	-	-	-	-	4	0	0	0	
Aaron Brewer	P	P	P	P	P	P	P	P	P	P	P	P	P	P	P	P	P	17	0	0	0	
Ben Brown	-	-	-	-	-	-	-	-	-	-	-	-	-	-	-	-	-	0	0	0	0	
Marquise Brown	WR	WR	WR	WR	WR	WR	WR	WR	WR	WR	WR	WR	WR	WR	IAJ	IR	IR	14	14	0	1	
Michael Carter	-	-	-	-	-	-	-	-	-	-	-	-	-	-	-	-	-	6	0	0	0	
Andre Chachere	P	S	P	P	S	S	S	P	P	P	P	P	P	P	P	P	DB	17	5	0	0	
Dan Chisena	-	-	-	-	-	-	-	-	-	-	-	-	-	PS	P	P	P	4	0	0	0	
Kei'Trel Clark	CB	CB	CB	CB	P	CB	DNP	IA	IA	P	P	CB	CB	P	P	P	P	14	7	1	2	
Corey Clement	PS	PS	PS	P	P	PS	PS	PS	P	PS	PS	PS	PS	PS	PS	PS	PS	3	0	0	0	
L.J. Collier	DE	IR	IR	IR	IR	IR	IR	IR	IR	IR	IR	IR	IR	IR	IR	IR	IR	1	1	0	0	
Zaven Collins	OLB	OLB	OLB	OLB	OLB	OLB	OLB	OLB	OLB	OLB	OLB	OLB	OLB	OLB	OLB	OLB	OLB	17	17	0	0	
Trystan Colon	P	P	P	P	P	P	C	C	IAJ	IAJ	DNP	P	LG	LG	P	P	14	4	1	2		
James Conner	RB	RB	RB	RB	RB	IR	IR	IR	IR	RB	RB	RB	RB	RB	RB	RB	RB	13	13	0	0	
Nolan Cooney	P	P	P	P	-	-	-	-	-	-	-	-	-	-	-	-	-	4	0	0	0	
Dennis Daley	IR	IR	IR	IR	IR	P	DNP	P	LG	P	IA	IA	IA	IA	IA	IA	IA	4	1	1	7	
Davion Davis	-	-	-	-	-	-	-	-	PS	PS	PS	PS	-	-	-	-	-	0	0	0	0	
Kaden Davis	PS	PS	PS	PS	PS	PS	PS	PS	PS	PS	PS	PS	PS	PS	PS	DNP	PS	0	0	1	0	
Emari Demercado	P	P	P	P	P	P	P	RB	RB	IAJ	IAJ	IAJ	P	P	P	P	P	14	2	0	3	
Victor Dimukeje	OLB	P	OLB	OLB	P	P	OLB	P	P	P	OLB	P	OLB	P	IAJ	P	P	16	6	0	1	
Joshua Dobbs	QB	QB	QB	QB	QB	QB	QB	QB	QB	QB	QB	QB	QB	QB	QB	QB	QB	8	8	0	0	
Greg Dortch	P	P	P	P	P	P	P	IAJ	P	-	-	-	-	-	-	-	-	8	0	0	1	
Jeff Driskel	PS	PS	PS	PS	PS	PS	PS	-	DNP	PS	PS	PS	PS	PS	PS	PS	WR	WR	16	4	0	1
Pat Elflein	IR	IR	IR	IR	IR	IR	IR	IR	IR	IR	IR	IR	IR	IR	IR	IR	IR	0	0	0	0	
Zach Ertz	TE	TE	TE	TE	TE	TE	TE	IR	IR	IR	IR	IR	IR	IR	IR	IR	IR	7	7	0	0	
Rashad Fenton	IR	IR	IR	IR	IR	IR	IR	IR	IR	IR	IR	IR	IR	IR	IR	IR	IR	0	0	0	0	
Leki Fotu	NT	IAJ	NT	NT	NT	P	NT	NT	NT	NT	NT	IR	IR	IR	IR	IRD	P	11	9	0	1	
Hjalte Froholdt	C	C	C	C	C	C	C	C	C	C	C	C	C	C	C	C	C	17	17	0	0	
Jon Gaines II	IR	IR	IR	IR	IR	IR	IR	IR	IR	IR	IR	IR	IR	IR	IR	IR	IR	0	0	0	0	
Dennis Gardeck	P	P	P	P	OLB	P	P	OLB	OLB	OLB	P	OLB	P	OLB	P	OLB	OLB	17	8	0	0	
Blake Gillikin	-	-	-	-	P	P	P	P	P	P	P	P	P	P	P	P	P	13	0	0	0	
Vitaliy Gurman	-	-	-	-	-	-	-	-	-	PS	-	-	-	-	-	-	-	0	0	0	0	
Hassan Hall	-	-	-	-	-	-	-	-	-	PS	-	-	-	-	-	-	-	0	0	0	0	
Antonio Hamilton Sr.	P	P	P	P	CB	CB	IAJ	CB	CB	P	CB	IAJ	IAJ	CB	CB	CB	CB	14	9	0	3	
Marquis Hayes Jr.	PS	PS	PS	PS	PS	PS	PS	PS	PS	PS	PS	PS	PS	PS	PS	PS	PS	0	0	0	0	
Matt Hembrough	IR	IR	IR	IR	IR	IR	IR	IR	IR	IR	IR	IR	IR	IR	IR	IR	IR	0	0	0	0	
Will Hernandez	RG	RG	RG	RG	RG	RG	RG	RG	RG	RG	RG	RG	RG	RG	RG	RG	RG	17	17	0	0	
Elijah Higgins	IA	IA	IA	IA	IA	IA	IA	P	P	P	P	P	TE	P	P	TE	TE	11	3	0	6	
William Hooper	-	-	-	-	-	-	-	-	-	-	-	-	-	-	-	-	-	0	0	0	0	
Phil Hoskins	-	-	-	-	-	-	-	-	-	-	-	-	-	-	-	-	-	5	1	0	0	
Hayden Howerton	PS	PS/IR	PS/IR	PS/IR	PS/IR	PS/IR	PS/IR	PS/IR	PS/IR	PS/IR	PS/IR	PS/IR	PS/IR	PS/IR	PS/IR	PS/IR	PS/IR	0	0	0	0	
D.J. Humphries	LT	LT	LT	LT	LT	LT	LT	LT	LT	IAJ	LT	LT	LT	LT	LT	LT	IR	15	15	0	1	
Keaontay Ingram	P	P	P	IAJ	IAJ	RB	P	P	P	P	DNP	IA	IA	-	-	-	-	8	1	1	3	
Keith Ismael	DNP	P	P	P	P	IA	DNP	P	DNP	P	P	P	P	P	P	P	P	13	0	3	1	
Caleb Johnson	-	-	-	-	-	-	-	-	-	-	-	-	-	-	-	-	PS	0	0	0	0	
Paris Johnson Jr.	RT	RT	RT	RT	RT	RT	RT	RT	RT	RT	RT	RT	RT	RT	RT	RT	RT	17	17	0	0	
Naquan Jones	-	-	-	-	-	-	-	-	-	-	-	-	-	-	-	-	-	4	1	0	0	
Tony Jones Jr.	-	-	-	-	-	IA	PS	PS	P	P	P	PS	PS	PS	PS	PS	PS	3	0	0	1	
Qwanterez Knight	-	-	P	P	IA	P	IA	IA	IA	IA	-	P	P	P	IA	P	IA	DNP	6	0	1	7
Doug Kramer Jr.	-	-	-	-	-	-	-	-	-	GXGD	-	-	-	-	-	-	-	0	0	0	1	
Jonathan Ledbetter	DE	DE	DE	IAJ	IAJ	DE	DE	DE	DE	DE	DE	IAJ	DE	DE	DE	DE	IR	12	12	0	3	
Roy Lopez	-	-	PS	P	P	P	P	P	P	P	P	NT	P	NT	NT	NT	NT	14	5	0	0	
Jesse Luketa	P	P	P	P	OLB	IA	IA	P	IA	P	P	P	P	P	P	P	P	14	1	0	3	
Marlon Mack	IR	IR	IR	IR	IR	IR	IR	IR	IR	IR	IR	IR	IR	IR	IR	IR	IR	0	0	0	0	
Tyreek Maddox-Williams	-	PS	PS	PS	PS	PS	PS	PS	PS	PS	PS	PS	PS	PS	PS	P	P	3	0	0	0	
Tim Manning	IA	IA	IA	IA	-	-	-	-	-	-	-	-	-	-	-	-	-	0	0	0	4	
Christian Matthew	P	P	P	P	-	-	-	-	-	-	-	-	-	-	-	-	-	4	0	0	0	
Trey McBride	P	TE	TE	P	P	P	P	TE	TE	TE	TE	TE	TE	TE	TE	TE	TE	17	12	0	0	
Verone McKinley III	-	-	-	-	-	-	-	-	-	-	-	-	-	-	-	-	-	PS	0	0	0	
Kyler McMichael	-	IR	IR	IR	IR	IR	IR	IR	IR	IR	IR	IR	IR	IR	IR	IR	IR	0	0	0	0	
Jovante Moffatt	PS	PS/IR	-	-	-	-	-	-	-	-	-	-	-	-	-	-	-	0	0	0	0	
Rondale Moore	WR	P	P	WR	P	P	P	WR	WR	P	WR	P	WR	P	WR	P	WR	17	8	0	0	
Kyler Murray	PUP	PUP	PUP	PUP	PUP	PUP	PUP	PUP	PUP	QB	QB	QB	QB	QB	QB	QB	QB	8	8	0	0	
Trevor Nowaske	-	-	-	-	-	-	-	-	-	-	-	-	-	-	-	-	IA	IA	0	0	2	
Carter O'Donnell	IA	IA	IA	IA	IA	IA	IA	IA	P	LG	LG	LG	P	IA	IA	IA	IA	5	3	0	12	
BJ Ojulari	P	P	P	P	P	P	P	P	P	P	P	P	P	P	P	P	P	17	0	0	0	
Owen Pappoe	IA	P	P	P	P	P	P	P	P	P	P	P	P	P	ILB	P	P	16	1	0	1	
Zach Pascal	P	P	P	P	P	P	IAJ	P	WR	P	IAJ	P	IAJ	P	P	P	P	14	1	0	3	
Austen Pleasants	-	-	-	-	-	-	-	-	-	-	PS	PS	-	-	-	-	-	0	0	0	0	
Matt Prater	P	P	P	P	P	P	P	P	P	P	P	P	P	P	P	P	P	17	0	0	0	
Bobby Price	PS	PS	PS	PS	PS	P	P	P	P	IR	IR	IR	IR	IRD	IRD	P	P	6	0	0	0	
Myjai Sanders	IR	IR	IR	IR	IR	IR	IR	IR	IR	IR	IR	IR	IR	IR	IR	IR	IR	0	0	0	0	
Bernhard Seikovits	IPP	IPP	IPP	IPP	IPP	IPP	IPP	IPP	IPP	IPP	IPP	IPP	IPP	IPP	IPP	IPP	IPP	0	0	0	0	
John Samuel Shenker	-	-	-	-	-	-	-	-	-	-	-	-	-	-	-	-	PS	0	0	0	0	
Jacob Slade	-	-	-	PS	PS	PS	PS	PS	PS	-	-	-	-	-	-	-	PS	PS	0	0	0	0
Jeff Smith	-	-	PS	PS	PS	PS	PS	PS	PS	-	-	-	-	-	PS	PS	PS	0	0	0	0	
Tyreek Smith	-	-	-	-	-	-	-	-	-	-	-	-	-	-	IA	IA	P	2	0	0	2	
Ben Stille	PS	PS	P	PS	P	PS	PS	P	PS	PS	PS	P	PS	PS	PS	PS	PS	5	0	0	0	
Dante Stills	IA	P	P	DE	DE	P	P	DE	P	P	DE	DE	DE	DE	P	DE	IR	15	8	0	1	
Kevin Strong	P	P	NT	DE	DE	DE	DE	IAJ	DE	DE	DE	IAJ	NT	P	NT	DE	-	14	11	0	2	
Geoff Swaim	P	P	P	TE	TE	TE	TE	P	TE	P	TE	TE	TE	TE	IR	IR	IR	14	8	0	0	
Davion Taylor	-	-	-	PS	PS	-	-	-	-	-	-	-	-	-	-	PS	PS	0	0	0	0	
Cameron Thomas	P	OLB	P	P	P	OLB	P	P	P	P	P	P	P	P	OLB	IA	IA	15	3	0	2	
Starling Thomas V	IA	IA																				





# 2023 MISCELLANEOUS STATS

Season Record.....	4-13	At Home.....	2-6	When won coin toss.....	2-2
In NFC West Games.....	0-6	On the Road.....	2-7	When lost coin toss.....	2-11
In NFC East Games.....	2-2	Outdoors.....	2-7	When scored first.....	3-5
In NFC North Games.....	0-1	Indoors.....	2-6	When opponent scores first.....	1-8
In NFC South Games.....	1-0	On Natural Grass.....	4-10	In overtime games.....	0-0
In September.....	1-2	When Cards out-rushed opponent.....	3-7		
In October.....	0-5	When Cards out-passed opponent.....	2-5		
In November.....	1-3	While wearing white jersey/white pants.....	2-6		
In December.....	2-2	While wearing red jersey/red pants.....	2-5		
In January.....	0-1	While wearing alternate black uniform.....	0-2		
With roof open at State Farm Stadium.....	0-2	When playing in the Eastern Time Zone.....	2-2		
With roof closed at State Farm Stadium.....	2-4	When Tied at Halftime.....	0-0		
When Yielding 20 Points or Less.....	2-1	When Led at the End of 3 <sup>rd</sup> Quarter.....	3-2		
When Scoring 20 Points or More.....	4-5	When Trailed at the End of 3 <sup>rd</sup> Quarter.....	0-10		
When Led at Halftime.....	2-3	When Tied at the End of 3 <sup>rd</sup> Quarter.....	1-1		
When Trailed at Halftime.....	2-10	When Arizona had a 100-yd rusher.....	2-2		
When Arizona had a 100-yd rusher.....	2-2	When opp. had a 100-yd rusher.....	1-7		
When opp. had a 100-yd rusher.....	1-7	When Arizona had a 100-yd receiver.....	1-1		
When Arizona had a 100-yd receiver.....	1-1	When opp. had a 100-yd receiver.....	0-6		
When opp. had a 100-yd receiver.....	0-6	When Arizona had a 300-yard passer.....	0-0		
When Arizona had a 300-yard passer.....	0-0	When opponent had a 300-yard passer.....	0-3		
When opponent had a 300-yard passer.....	0-3	When Arizona won turnover margin.....	2-6		
When Arizona won turnover margin.....	2-6	When opponent won turnover margin.....	1-5		
When opponent won turnover margin.....	1-5				

### Booth Initiated Reviews

<u>Date</u>	<u>Opp</u>	<u>Explanation</u>	<u>Result</u>
10-1	@ SF	Reviewed the short of the line to gain ruling for ARZ RB Joshua Dobbs-(First down)	Reversed
10-15	@ LAR	Reviewed the fumble ruling in endzone for LAR RB Kyren Williams-(Touchdown)	Reversed
10-29	vs. BAL	Reviewed the fumble ruling for BAL QB Lamar Jackson-(Incomplete)	Reversed
11-5	@ CLV	Reviewed the pass completion ruling for CLV WR Elijah Moore	Upheld
11-12	vs. ATL	Reviewed the runner broke the plane ruling for ARZ WR Michael Wilson-(Short of TD)	Reversed
11-19	@ HOU	Reviewed the punt touched ruling for ARZ CB Antonio Hamilton	Upheld
11-26	vs. LAR	Reviewed the pass completion ruling for ARZ WR Rondale Moore-(Incomplete)	Reversed
12-3	@ PIT	Reviewed the pass completion ruling for ARZ TE Trey McBride-(Incomplete)	Reversed
12-17	vs. SF	Reviewed the fumble ruling for SF PR Ronnie Bell-(Down by contact)	Reversed
1-7	vs. SEA	Reviewed the runner was not down by contact for SEA WR DK Metcalf-(Penalty)	Reversed

### Arizona Instant Replay Challenges (1 of 1)

<u>Date</u>	<u>Opp</u>	<u>Explanation</u>	<u>Result</u>
1-7	vs. SEA	Challenged the pass completion ruling for SEA WR DK Metcalf-(Incomplete)	Reversed

### Opponent Instant Replay Challenges (4 of 6)

<u>Date</u>	<u>Opp</u>	<u>Explanation</u>	<u>Result</u>
9-10	@ WAS	Challenged the runner was short of the line to gain ruling for WAS RB Antonio Gibson	Upheld
9-17	vs. NYG	Challenged the pass completion ruling for ARZ WR Rondale Moore	Upheld
10-22	@ SEA	Challenged the pass completion ruling for ARZ RB Emari Demercado-(Incomplete)	Reversed
		Challenged the incomplete pass ruling for SEA WR Jake Bobo-(Touchdown)	Reversed
10-29	vs. BAL	Challenged the runner was out of bounds ruling for ARZ TE Trey McBride-(Inbounds)	Reversed
11-19	@ HOU	Challenged the pass completion ruling for ARZ TE Elijah Higgins-(Incomplete)	Reversed

### Overtime Scoring Plays (0-0)

<u>Date</u>	<u>Opp</u>	<u>Play</u>
-------------	------------	-------------

### Arizona Defensive Touchdowns

<u>Date</u>	<u>Opp</u>	<u>Play</u>
9-10	@ WAS	LB Cameron Thomas two-yard fumble return for a touchdown



## Arizona Kick/Punt Return Touchdowns

Date	Opp	Play
------	-----	------

## Arizona Two-Point Conversion Attempts (4 of 13)

Date	Opp	Play
9-17	vs. NYG	Run by QB Joshua Dobbs is successful
9-24	vs. DAL	Run by RB James Conner fails Pass attempt from QB Joshua Dobbs to WR Marquise Brown fails
10-1	@ SF	Run by RB James Conner fails
10-29	vs. BAL	Run by QB Joshua Dobbs is successful Pass attempt from QB Joshua Dobbs to WR Marquise Brown fails
11-12	vs. ATL	Pass attempt from QB Kyler Murray to RB James Conner fails
11-19	@ HOU	Run by QB Kyler Murray fails
11-26	vs. LAR	Run by QB Clayton Tune is successful Pass attempt from QB Kyler Murray to WR Marquise Brown fails
12-17	vs. SF	Pass attempt from QB Kyler Murray to RB James Conner fails
12-24	@ CHI	Pass attempt from QB Kyler Murray to WR Rondale Moore fails
12-31	@ PHI	Pass attempt from QB Kyler Murray to WR Michael Wilson is successful

## Arizona Onside Kick Attempts/Recoveries (1 of 5)

Date	Opp	Play
10-29	vs. BAL	K Matt Prater onside kick is recovered by ARZ LB Owen Pappoe K Matt Prater onside kick is recovered by BAL WR Nelson Agholor
11-26	vs. LAR	K Matt Prater onside kick is recovered by LAR TE Tyler Higbee
12-17	vs. SF	K Matt Prater onside kick is recovered by SF WR Brandon Aiyuk
12-31	@ PHI	K Matt Prater onside kick is recovered by PHI CB Eli Ricks



**RECORDS**





## SINGLE-GAME BESTS

## RUSHING YARDS

- 228.....Beanie Wells at St. Louis, Nov. 27, 2011 (27 carries)  
 214.....LeShon Johnson at New Orleans, Sept. 22, 1996 (21 carries)  
 203.....John David Crow vs. Pittsburgh, Dec. 18, 1960 (24 carries)  
 193.....Otis Anderson vs. Dallas, Sept. 2, 1979 (21 carries)  
 187.....David Johnson at Philadelphia, Dec. 20, 2015 (29 carries)  
 182.....Wayne Morris at Minnesota, Nov. 6, 1977 (27 carries)  
 179.....Stump Mitchell vs. Philadelphia, Dec. 17, 1985 (22 carries)  
 177.....Otis Anderson vs. Buffalo, Nov. 15, 1981 (27 carries)  
 176.....Bill Triplett at N.Y. Giants, Oct. 31, 1965 (23 carries)  
 174.....Adrian Murrell at Philadelphia, Dec. 13, 1998 (32 carries)  
 173.....Thomas Jones at Seattle, Sept. 15, 2002 (24 carries)  
 168.....Otis Anderson at N.Y. Giants, Nov. 11, 1980 (31 carries)  
 166.....Kenyan Drake at Seattle, Dec. 22, 2019 (24 carries)  
 165.....Marcel Shipp vs. San Francisco, Oct. 26, 2003 (35 carries)  
 164.....Kenyan Drake at Dallas, Oct. 19, 2020 (20 carries)  
 164.....Otis Anderson vs. Minnesota, Nov. 4, 1979 (25 carries)  
 163.....Ollie Matson vs. Washington, Nov. 21, 1954 (8 carries)  
 162.....Willis Crenshaw at N.Y. Giants, Dec. 8, 1968 (28 carries)  
 160.....Ronald Moore vs. Philadelphia, Nov. 7, 1993 (36 carries)  
 159.....Adrian Peterson at San Francisco, Nov. 5, 2017 (37 carries)  
 Ollie Matson vs. Pittsburgh, Nov. 25, 1956 (16 carries)  
 Elmer Angsman vs. Philadelphia, Dec. 28, 1947 (10 carries)\*  
 158.....Stump Mitchell vs. New Orleans, Dec. 8, 1985 (28 carries)  
 157.....David Johnson at San Francisco, Oct. 6, 2016 (27 carries)  
 John David Crow at Washington, Nov. 20, 1960 (17 carries)  
 156.....Johnny Johnson vs. N.Y. Giants, Dec. 12, 1992 (36 carries)  
 Otis Anderson vs. Philadelphia, Dec. 18, 1983 (23 carries)  
 155.....Ollie Matson vs. Washington, Oct. 20, 1957 (13 carries)  
 154.....Andre Ellington vs. Atlanta, Oct. 27, 2013 (15 carries)  
 151.....Otis Anderson vs. Philadelphia, Sept. 28, 1980 (27 carries)  
 150.....James Conner vs. Seattle, Jan. 7, 2024 (27 carries)  
 148.....Tim Hightower vs. Denver, Dec. 12, 2010 (18 carries)  
 Stump Mitchell vs. Houston, Oct. 27, 1985 (21 carries)  
 147.....Jim Otis at Chicago, Dec. 14, 1975 (33 carries)  
 146.....Johnny Johnson at Indianapolis, Dec. 20, 1992 (28 carries)  
 MacArthur Lane vs. Washington, Sept. 27, 1970 (28 carries)  
 Elmer Angsman vs. Green Bay, Oct. 10, 1948  
 145.....Adrian Murrell vs. Philadelphia, Sept. 20, 1998 (22 carries)  
 Stump Mitchell at Philadelphia, Dec. 5, 1982 (25 carries)  
 Charley Trippi at Chicago Bears, Dec. 16, 1951  
 144.....Ollie Matson vs. Cleveland, Sept. 30, 1956 (20 carries)  
 143.....John David Crow vs. Dallas, Oct. 23, 1960 (24 carries)  
 141.....Marcel Shipp vs. Cincinnati, Nov. 2, 2003 (29 carries)  
 140.....Otis Anderson vs. N.Y. Giants, Dec. 9, 1979 (29 carries)  
 Jim Otis at Seattle, Sept. 12, 1976 (27 carries)  
 Bobby Joe Conrad vs. Washington, Sept. 27, 1957 (11 carries)  
 138.....Beanie Wells vs. N.Y. Giants, Oct. 2, 2011 (27 carries)  
 137.....Kenyan Drake vs. Cleveland, Dec. 15, 2019 (22 carries)  
 David Johnson vs. Oakland, Nov. 18, 2018 (25 carries)  
 136.....Anthony Thompson vs. New England, Nov. 25, 1990 (28 carries)  
 Otis Anderson at New England, Dec. 2, 1984 (30 carries)  
 Otis Anderson vs. Minnesota, Oct. 30, 1983 (24 carries)  
 Joe Childress at Philadelphia, Sept. 22, 1963 (29 carries)  
 John David Crow at Washington, Nov. 20, 1960 (15 carries)  
 135.....Marcel Shipp vs. Oakland, Nov. 24, 2002 (16 carries)  
 Ronald Moore vs. N.Y. Giants, Dec. 26, 1993 (23 carries)  
 Prentice Gautt at Philadelphia, Oct. 1, 1961 (15 carries)  
 134.....Adrian Peterson vs. Tampa Bay, Oct. 15, 2017 (26 carries)  
 John David Crow at Philadelphia, Oct. 9, 1960 (16 carries)  
 133.....Michael Pittman vs. Detroit, Nov. 14, 1999 (23 carries)  
 Otis Anderson at Philadelphia, Sept. 25, 1983 (29 carries)  
 Terry Metcalf at Philadelphia, Sept. 1, 1973 (16 carries)  
 132.....MacArthur Lane vs. New Orleans, Oct. 11, 1970 (16 carries)  
 130.....Otis Anderson vs. Seattle, Nov. 13, 1983 (29 carries)  
 Otis Anderson at Baltimore, Nov. 22, 1981 (29 carries)  
 Donny Anderson vs. N.Y. Giants, Oct. 28, 1973 (18 carries)  
 Johnny Roland at Washington, Nov. 5, 1967 (25 carries)  
 Ollie Matson vs. Pittsburgh, Nov. 5, 1955 (13 carries)  
 Charley Trippi vs. Washington, Sept. 26, 1949  
 129.....Stump Mitchell vs. Washington, Dec. 21, 1985 (12 carries)  
 Otis Anderson vs. San Francisco, Dec. 2, 1979 (27 carries)  
 128.....James Conner at Philadelphia, Dec. 31, 2023 (26 carries)  
 Edgerrin James vs. Seattle, Sept. 16, 2007 (24 carries)  
 Cid Edwards vs. Pittsburgh, Nov. 30, 1969 (13 carries)  
 Bill Thornton at Philadelphia, Nov. 22, 1964 (12 carries)  
 127.....LaRod Stephens-Howling at Atlanta, Nov. 18, 2012 (22 carries)  
 Emmitt Smith vs. New Orleans, Oct. 3, 2004 (21 carries)  
 126.....Chase Edmonds at N.Y. Giants, Oct. 20, 2019 (27 carries)  
 Ronald Moore vs. L.A. Rams, Dec. 5, 1993 (29 carries)  
 Stump Mitchell at Tampa Bay, Oct. 12, 1986 (20 carries)  
 Otis Anderson at New Orleans, Oct. 5, 1980 (22 carries)  
 George Grosvenor vs. Chicago Bears, Nov. 29, 1936  
 125.....MacArthur Lane at Philadelphia, Oct. 18, 1970 (15 carries)  
 Charley Trippi vs. N.Y. Giants, Oct. 30, 1949 (18 carries)  
 124.....Johnny Roland vs. N.Y. Giants, Sept. 17, 1967 (21 carries)  
 123.....Stump Mitchell vs. San Francisco, Sept. 18, 1983 (8 carries)  
 Wayne Morris at Washington, Nov. 19, 1978 (36 carries)  
 John Grigas at Detroit, Nov. 12, 1944 (25 carries)  
 122.....Chris Johnson vs. Baltimore, Oct. 26, 2015 (18 carries)  
 Garrison Hearst at N.Y. Giants, Oct. 8, 1995 (23 carries), OT  
 Otis Anderson at Atlanta, Nov. 28, 1982 (20 carries)  
 Otis Anderson at Washington, Nov. 1, 1981 (18 carries)  
 Otis Anderson vs. Washington, Dec. 21, 1980 (22 carries)  
 Johnny Roland at Minnesota, Oct. 8, 1967 (17 carries)  
 121.....Garrison Hearst at Detroit, Sept. 17, 1995 (22 carries)  
 Donny Anderson vs. N.Y. Giants, Nov. 11, 1972 (22 carries)  
 120.....James Conner vs. L.A. Chargers, Nov. 27, 2022 (25 carries)  
 Chase Edmonds at L.A. Rams, Oct. 3, 2021 (12 carries)  
 Johnny Johnson vs. Dallas, Oct. 14, 1990 (19 carries)  
 119.....Otis Anderson at Indianapolis, Sept. 16, 1984 (23 carries)  
 Otis Anderson at L.A. Raiders, Dec. 11, 1983 (24 carries)  
 Terry Metcalf vs. Washington, Dec. 10, 1977 (19 carries)  
 Jim Otis at New York Giants, Dec. 12, 1976 (28 carries)  
 118.....Ronald Moore at Washington, Oct. 15, 1995 (28 carries)  
 John David Crow vs. Dallas, Dec. 9, 1962 (18 carries)  
 117.....Pat Harder vs. New York Yanks, Nov. 13, 1949 (13 carries)  
 John Grigas vs. Detroit, Nov. 5, 1944 (30 carries)  
 116.....Jim Otis vs. Philadelphia, Oct. 19, 1975 (23 carries)  
 Johnny Roland at N.Y. Giants, Nov. 28, 1971 (24 carries)  
 Elmer Angsman vs. Detroit, Oct. 23, 1949  
 115.....Tim Hightower at Atlanta, Sept. 19, 2010 (11 carries)  
 Edgerrin James vs. Seattle, Dec. 10, 2006 (26 carries)  
 Edgerrin James at St. Louis, Dec. 3, 2006 (26 carries)  
 Jim Otis at Philadelphia, Nov. 7, 1976 (27 carries)  
 Ollie Matson at Pittsburgh, Nov. 28, 1954 (10 carries)  
 114.....Edgerrin James vs. Cleveland, Dec. 2, 2007 (24 carries)  
 113.....David Johnson vs. Seattle, Oct. 23, 2016 (33 carries)  
 Otis Anderson vs. San Diego, Nov. 20, 1983 (28 carries)  
 Terry Metcalf at Seattle, Sept. 12, 1976 (16 carries)  
 112.....Otis Anderson at Philadelphia, Nov. 18, 1979 (17 carries)  
 Jerry Latin at Detroit, Dec. 21, 1975 (15 carries)  
 Pat Harder vs. Chicago Bears, Dec. 1, 1946 (12 carries)  
 111.....David Johnson vs. N.Y. Jets, Oct. 17, 2016 (22 carries)  
 Otis Anderson at N.Y. Giants, Nov. 18, 1984 (24 carries)  
 Derrick McAdoo at San Francisco, Oct. 18, 1987 (23 carries)  
 Stump Mitchell vs. N.Y. Giants, Dec. 13, 1987 (26 carries)  
 110.....Kenyan Drake vs. San Francisco, Oct. 31, 2019 (15 carries)  
 Chris Johnson vs. San Francisco, Sept. 27, 2015 (22 carries)  
 Beanie Wells at Detroit, Dec. 20, 2009 (17 carries)  
 Tim Hightower at St. Louis, Nov. 22, 2009 (14 carries)  
 Stump Mitchell at Cincinnati, Sept. 4, 1988 (22 carries)  
 Stump Mitchell at Tampa Bay, Sept. 18, 1988 (18 carries)  
 Earl Ferrell vs. Cleveland, Oct. 23, 1988 (18 carries)  
 Earl Ferrell at Dallas, Oct. 30, 1988 (19 carries)  
 Otis Anderson at Dallas, Oct. 7, 1984 (25 carries)  
 Otis Anderson vs. N.Y. Giants, Dec. 26, 1982 (30 carries)  
 109.....Chris Johnson at Cleveland, Nov. 1, 2015 (30 carries)  
 Tim Hightower at St. Louis, Nov. 2, 2008 (22 carries)  
 Stump Mitchell vs. Miami, Sept. 30, 1984 (20 carries)  
 Otis Anderson vs. Washington, Dec. 12, 1982 (15 carries)  
 Otis Anderson at Houston, Oct. 7, 1979 (16 carries)  
 Otis Anderson at N.Y. Giants, Sept. 9, 1979 (31 carries)  
 Jim Otis vs. San Francisco, Oct. 31, 1976 (23 carries)  
 Jim Otis vs. Washington, Nov. 16, 1975 (23 carries)  
 Terry Metcalf vs. N.Y. Giants, Oct. 5, 1975 (15 carries)  
 Johnny Roland at Washington, Oct. 23, 1966 (20 carries)  
 Earl Ferrell vs. Washington, Sept. 25, 1988 (19 carries)  
 108.....Johnny Johnson at N.Y. Giants, Oct. 21, 1990 (30 carries)  
 Stump Mitchell vs. N.Y. Giants, Oct. 24, 1983 (24 carries)  
 Dave Mann vs. Chicago, Nov. 27, 1955 (10 carries)  
 107.....Michael Pittman vs. Cleveland, Oct. 8, 2000 (16 carries)  
 Adrian Murrell vs. Washington, Nov. 8, 1998 (23 carries)  
 Otis Anderson vs. Kansas City, Nov. 23, 1980 (16 carries)  
 Jim Otis vs. Baltimore, Dec. 4, 1976 (29 carries)  
 106.....James Conner vs. N.Y. Giants, Sept. 17, 2023 (23 carries)  
 Kyler Murray vs. Miami, Nov. 11, 2020 (11 carries)  
 Emmitt Smith vs. Seattle, Oct. 24, 2004 (26 carries)  
 Otis Anderson at Kansas City, Oct. 2, 1983 (21 carries)  
 Johnny Roland vs. New Orleans, Dec. 3, 1967 (21 carries)  
 105.....James Conner at Pittsburgh, Dec. 3, 2023 (25 carries)  
 Edgerrin James at San Francisco, Dec. 24, 2006 (29 carries)  
 Otis Anderson at Washington, Nov. 11, 1979 (25 carries)  
 Otis Anderson at Dallas, Oct. 21, 1979 (20 carries)



- Donny Anderson at Cincinnati, Oct. 25, 1973 (18 carries)
- 104.....LaRod Stephens-Howling at Minnesota, Oct. 21, 2012 (20 carries)
- Ottis Anderson vs. Green Bay, Sept. 29, 1985 (20 carries)
- Charley Trippi vs. Boston, Oct. 24, 1948 (9 carries)
- 103.....David Johnson at Minnesota, Nov. 20, 2016 (22 carries)
- Chris Johnson at Detroit, Oct. 11, 2015 (11 carries)
- Garrison Hearst vs. Minnesota, Nov. 12, 1995 (18 carries), OT
- Johnny Johnson vs. Green Bay, Nov. 18, 1990 (15 carries)
- Charley Trippi vs. Detroit, Nov. 7, 1948 (10 carries)
- 102.....Edgerrin James vs. St. Louis, Dec. 30, 2007 (24 carries)
- Johnny Johnson vs. San Francisco, Nov. 1, 1992 (26 carries)
- Ottis Anderson at Philadelphia, Dec. 20, 1981 (19 carries)
- Wayne Morris at New Orleans, Oct. 5, 1980 (22 carries)
- Donny Anderson vs. Chicago, Oct. 29, 1972 (18 carries)
- Bill Triplett vs. Cleveland, Dec. 1, 1963 (16 carries)
- 101.....Jim Otis vs. N.Y. Giants, Oct. 5, 1975 (20 carries)
- Stump Mitchell vs. Washington, Dec. 6, 1987 (20 carries)
- Stump Mitchell at Tampa Bay, Dec. 20, 1987 (23 carries)
- 100.....Kyler Murray at Seattle, Oct. 16, 2022 (10 carries)
- Kenyan Drake vs. Buffalo, Nov. 15, 2020 (16 carries)
- Kerwynn Williams vs. Kansas City, Dec. 7, 2014 (19 carries)
- Edgerrin James vs. Seattle, Dec. 28, 2008 (14 carries)
- Edgerrin James at San Francisco, Sept. 7, 2008 (26 carries)
- Ottis Anderson at Dallas, Nov. 16, 1980 (31 carries)
- Terry Metcalf at Atlanta, Dec. 9, 1973 (18 carries)
- John Grigas at Washington, Oct. 29, 1944 (30 carries)
- George Grosvenor vs. Green Bay, Dec. 6, 1936 (35 carries)
- Doug Russell vs. Chicago Bears, Dec. 1, 1935

## PASSING YARDS

- 522.....Boomer Esiason at Washington, Nov. 10, 1996 (35-59), OT
- 484....Kurt Warner vs. San Francisco, Nov. 25, 2007 (34-48), OT
- 472....Kurt Warner at N.Y. Jets, Sept. 28, 2008 (40-57)
- 468....Neil Lomax at Washington, Dec. 16, 1984 (37-46)
- 465....Jake Plummer vs. Dallas, Nov. 15, 1998 (31-56)
- 457....Neil Lomax at San Diego, Sept. 20, 1987 (32-61)
- 431....Steve Beuerlein at Seattle, Dec. 19, 1993 (34-53), OT
- 428....Charley Johnson vs. Pittsburgh, Oct. 13, 1963 (21-42)
- 421....Carson Palmer at Pittsburgh, Oct. 18, 2015 (29-45)
- 419....Carson Palmer at Jacksonville, Nov. 17, 2013 (30-42)
- 413....Dave Krieg vs. Atlanta, Nov. 26, 1995 (27-43), OT
- 407....Carson Palmer vs. San Francisco, Dec. 29, 2013 (28-49)
- 406....Kyler Murray vs. Philadelphia, Dec. 20, 2020 (27-36)
- 405....Matt Leinart at Minnesota, Nov. 26, 2006 (31-51)
- 400....Kyler Murray vs. Minnesota, Sept. 19, 2021 (29-36)
- 398....Josh McCown vs. Carolina, Oct. 9, 2005 (29-46)
- 396....Jake Plummer vs. Green Bay, Jan. 2, 2000 (35-57)
- 395....Kurt Warner at Seattle, Nov. 16, 2008 (32-44)
- 394....Jake Plummer vs. New Orleans, Dec. 20, 1998 (32-44)
- 390....Neil Lomax at Philadelphia, Dec. 7, 1986 (30-48), OT
- 388....Jake Plummer at N.Y. Giants, Nov. 16, 1997 (22-33)
- Neil Lomax vs. Dallas, Nov. 11, 1984 (27-52)
- 386....Charley Johnson vs. Philadelphia, Dec. 16, 1962 (17-32)
- 385....Josh McCown vs. San Francisco, Oct. 2, 2005 (32-46), (Mexico City)
- Neil Lomax at Green Bay, Jan. 8, 1983 (32-51)\*
- 384....Neil Lomax vs. Philadelphia, Dec. 11, 1988 (29-50)
- 383....Kyler Murray vs. L.A. Rams, Dec. 13, 2021 (32-49)
- Chris Chandler at Dallas, Sept. 20, 1992 (28-43)
- Charley Johnson at Philadelphia, Sept. 19, 1965 (20-43)
- 381....Kurt Warner at Carolina, Oct. 26, 2008 (35-49)
- Timm Rosenbach vs. N.Y. Giants, Dec. 23, 1990 (23-41)
- 380....Kyler Murray at N.Y. Jets, Oct. 11, 2020 (27-37)
- 379....Kurt Warner vs. Green Bay, Jan. 10, 2010 (29-33)\*
- 377....Kurt Warner vs. Pittsburgh, Feb. 1, 2009 (31-43)\* (SB XLIII)
- 376....Carson Palmer vs. San Francisco, Nov. 13, 2016 (30-49)
- 374....Carson Palmer at Cleveland, Nov. 1, 2015 (23-38)
- Charley Johnson vs. New Orleans, Nov. 2, 1969 (20-37)
- 371....Charley Johnson vs. Philadelphia, Dec. 13, 1964 (28-49)
- 369....Kurt Warner vs. Atlanta, Dec. 23, 2007 (35-52), OT
- Neil Lomax at Atlanta, Nov. 29, 1987 (25-42)
- 367....Boomer Esiason vs. Philadelphia, Nov. 24, 1996 (24-43)
- 366....Kent Graham vs. St. Louis, Sept. 27, 1996 (37-58), OT
- 365....Charley Johnson at N.Y. Giants, Nov. 4, 1962 (26-41)
- 363....Carson Palmer at Carolina, Oct. 30, 2016 (35-46)
- Carson Palmer at Seattle, Nov. 15, 2015 (29-47)
- 361....Kurt Warner vs. Miami, Sept. 14, 2008 (19-24)
- Neil Lomax vs. Washington, Oct. 21, 1984 (20-38)
- 360....Kyler Murray vs. Seattle, Oct. 25, 2020 (34-48)
- 359....Kurt Warner at Detroit, Nov. 13, 2005 (29-45)
- 358....Jeff Blake at Detroit, Sept. 7, 2003 (28-46)
- 357....Carson Palmer vs. San Francisco, Oct. 1, 2017 (33-51) OT

- 356....Carson Palmer at St. Louis, Dec. 6, 2015 (26-40)
- Kurt Warner at San Diego, Dec. 31, 2006 (22-32)
- 354....Kurt Warner at San Francisco, Dec. 4, 2005 (29-45)
- Neil Lomax at Dallas, Oct. 7, 1984 (19-29)
- 353....Neil Lomax vs. N.Y. Giants, Nov. 13, 1988 (23-35)
- Jim Hart vs. Minnesota, Nov. 11, 1974 (28-42)
- Jim Hart vs. Pittsburgh, Nov. 10, 1968 (17-40)
- 352....Carson Palmer vs. St. Louis, Oct. 4, 2015 (29-46)
- 351....Kurt Warner vs. N.Y. Giants, Nov. 23, 2008 (35-52)
- 349....Kyler Murray at Baltimore, Sept. 15, 2019 (25-40)
- Carson Palmer vs. Green Bay, Jan. 16, 2016 (25-41)\*
- 346....Jim Hart vs. Dallas, Oct. 17, 1976 (22-33)
- 344....Jim Hart vs. Atlanta, Nov. 9, 1980 (25-43)
- 343....Kurt Warner at St. Louis, Nov. 2, 2008 (22-33)
- Shaun King at Carolina, Nov. 21, 2004 (28-52)
- 342....Carson Palmer vs. Seattle, Oct. 23, 2016 (29-49)
- Neil Lomax at L.A. Rams, Oct. 2, 1988 (28-43)
- 341....Neil Lomax vs. L.A. Rams, Nov. 4, 1984 (34-52)
- 340....Kyler Murray vs. Atlanta, Oct. 13, 2019 (27-37)
- Kurt Warner vs. Seattle, Nov. 15, 2009 (29-38)
- 339....Kent Graham at Tampa Bay, Sept. 28, 1997 (31-52)
- 337....Kurt Warner vs. Seattle, Dec. 9, 2007 (28-46)
- Jake Plummer vs. Washington, Dec. 7, 1997 (19-38)
- 334....Kurt Warner vs. Seattle, Nov. 6, 2005 (29-48)
- Jake Plummer vs. Detroit, Nov. 18, 2001 (21-33)
- Steve Beuerlein at San Francisco, Oct. 24, 1993 (26-50)
- Jim Hart vs. Philadelphia, Dec. 17, 1972 (19-30)
- 333....Jim Hart vs. Atlanta, Dec. 17, 1978 (22-40)
- 332....Carson Palmer at Indianapolis, Sept. 17, 2017 (16-13) OT
- Kurt Warner vs. Indianapolis, Sept. 27, 2009 (30-52)
- Neil Lomax at Washington, Oct. 16, 1988 (26-44)
- 329....Carson Palmer vs. Philadelphia, Oct. 26, 2014 (20-42)
- Jim Hart at Cincinnati, Nov. 25, 1979 (23-38)
- 328....Colt McCoy at Seattle, Nov. 21, 2021 (35-44)
- Kurt Warner vs. San Francisco, Nov. 10, 2008 (32-42)
- 327....Carson Palmer at St. Louis, Sept. 8, 2013 (26-40)
- Kurt Warner vs. St. Louis, Sept. 18, 2005 (29-42)
- 326....Kyler Murray at Minnesota, Oct. 30, 2022 (31-44)
- 325....Kyler Murray at L.A. Rams, Dec. 29, 2019 (26-42)
- Carson Palmer vs. Dallas, Sept. 25, 2017 (17-28)
- 324....Kyler Murray at Tampa Bay, Nov. 10, 2019 (27-44)
- Kevin Kolb vs. Miami, Sept. 30, 2012 (29-48)
- Dave Krieg at Dallas, Sept. 24, 1995 (24-33)
- Jim Hart at L.A. Rams, Nov. 14, 1976 (20-33)
- 323....Neil Lomax vs. San Francisco, Nov. 6, 1988 (25-41)
- 322....Derek Anderson vs. Seattle, Nov. 14, 2010 (23-45)
- Jim Hart vs. N.Y. Giants, Sept. 7, 1980 (18-31)
- 320....Buddy Humphrey vs. N.Y. Giants, Nov. 21, 1965 (22-39)
- Paul Christman vs. Detroit, Sept. 28, 1947
- 319....Neil Lomax at Dallas, Nov. 28, 1985 (28-43)
- 318....Carson Palmer vs. New Orleans, Dec. 18, 2016 (28-40)
- Jake Plummer at N.Y. Giants, Sept. 3, 2000 (28-49)
- 317....Carson Palmer vs. Cincinnati, Nov. 22, 2015 (20-31)
- Jay Schroeder at Atlanta, Dec. 24, 1995 (26-42)
- Jim Hart vs. Green Bay, Oct. 30, 1967 (16-29)
- 316....Kyler Murray at Jacksonville, Sept. 26, 2021 (28-34)
- Ryan Lindley at San Francisco, Dec. 28, 2014 (23-39)
- 315....John Skelton at Philadelphia, Nov. 13, 2011 (21-40)
- Kurt Warner vs. Jacksonville, Nov. 27, 2005 (29-46)
- Charley Johnson vs. Philadelphia, Dec. 8, 1963 (14-29)
- 314....Kyler Murray vs. L.A. Rams, Sept. 25, 2022 (37-58)
- Carson Palmer vs. Indianapolis, Nov. 24, 2013 (26-37)
- Neil Lomax vs. Dallas, Dec. 27, 1987 (28-54)
- Neil Lomax vs. Tampa Bay, Nov. 8, 1987 (25-36)
- Jim Hart at Dallas, Sept. 28, 1975 (15-32)
- 313....John Skelton vs. Cleveland, Dec. 18, 2011 (28-46)
- Kurt Warner vs. St. Louis, Dec. 27, 2009 (24-38)
- Jim Hart vs. Detroit, Oct. 1, 1967 (19-27)
- 312....Ryan Lindley vs. St. Louis, Nov. 25, 2012 (31-52)
- Tom Tupa vs. New England, Sept. 29, 1991 (17-28)
- 311....Carson Palmer vs. San Francisco, Sept. 27, 2015 (20-32)
- 310....Carson Palmer vs. Minnesota, Dec. 10, 2015 (25-35)
- Charley Johnson at Cleveland, Sept. 26, 1965 (11-19)
- 309....Kevin Kolb vs. Carolina, Sept. 11, 2011 (18-27)
- 308....Kyler Murray vs. Detroit, Sept. 8, 2019 (29-54), OT
- Dave Krieg vs. Kansas City, Oct. 1, 1995 (25-41)
- Neil Lomax vs. Miami, Sept. 30, 1984 (22-37)
- 307....Carson Palmer vs. New Orleans, Sept. 13, 2015 (19-32)
- Josh McCown vs. San Francisco, Dec. 12, 2004 (26-44)
- Jeff Blake at Pittsburgh, Nov. 9, 2003 (23-43)



- 306....Drew Stanton vs. Detroit, Nov. 16, 2014 (21-32)  
John Skelton at Green Bay, Nov. 4, 2012 (23-46)  
Jim Hart vs. Washington, Sept. 23, 1979 (24-43)  
Charley Johnson at Cleveland, Oct. 26, 1969 (15-30)  
Charley Johnson at N.Y. Giants, Nov. 1, 1964 (15-29)  
Pat Coffey vs. Chicago Bears, 1937
- 305....Dave Krieg at N.Y. Giants, Oct. 8, 1995 (23-38), OT  
Jim Hart at Washington, Nov. 1, 1981 (24-39)
- 304....Carson Palmer vs. Tampa Bay, Sept. 18, 2016 (17-30)  
Carson Palmer vs. San Diego, Sept. 8, 2014 (24-37)
- 302....Carson Palmer at Philadelphia, Dec. 1, 2013 (24-41)  
Kurt Warner vs. Houston, Oct. 11, 2009 (26-38)  
Charley Johnson vs. Dallas, Dec. 9, 1962 (13-27)
- 301....Kurt Warner vs. San Francisco, Sept. 10, 2006 (23-37)  
Timm Rosenbach vs. Philadelphia, Dec. 29, 1990 (19-31)  
Charley Johnson vs. Pittsburgh, Oct. 13, 1963 (21-42)
- 300....Carson Palmer vs. Washington, Dec. 4, 2016 (30-46)  
Kurt Warner vs. St. Louis, Dec. 30, 2007 (23-39)  
Neil Lomax vs. N.Y. Giants, Dec. 9, 1984 (23-33)

**RECEIVING YARDS**

- 256....Sonny Randle at N.Y. Giants, Nov. 4, 1962 (16 rec., TD)
- 217....Anquan Boldin at Detroit, Sept. 7, 2003 (10 rec., 2 TD)
- 212....Jackie Smith vs. Pittsburgh, Oct. 13, 1963 (9 rec., 2 TD)
- 198....Sonny Randle at Cleveland, Sept. 26, 1965 (7 rec., 3 TD)
- 197....John Gilliam at Pittsburgh, Oct. 6, 1969 (10 rec., TD)
- 196....John Brown at Pittsburgh, Oct. 18, 2015 (10 rec.)  
Roy Green at Washington, Dec. 16, 1984 (8 rec., 2 TD)
- 193....Michael Floyd at Jacksonville, Nov. 17, 2013 (6 rec., TD)
- 192....John Gilliam at Cleveland, Oct. 26, 1969 (4 rec., 3 TD)
- 190....Frank Sanders vs. Dallas, Nov. 15, 1998 (11 rec., TD)
- 189....Roy Green at Dallas, Oct. 7, 1984 (8 rec., 2 TD)
- 188....Rob Moore vs. Pittsburgh, Nov. 30, 1997 (8 rec.)  
Frank Sanders at N.Y. Giants, Nov. 16, 1997 (9 rec., TD)
- 187....Mel Gray at N.Y. Giants, Oct. 25, 1975 (7 rec., 2 TD)
- 186....Anquan Boldin at Seattle, Nov. 16, 2008 (13 rec.)
- 184....David Boston at Cincinnati, Dec. 3, 2000 (9 rec., 2 TD)
- 183....Roy Green at Indianapolis, Sept. 16, 1984 (8 rec., 2 TD)  
Dave Stief vs. Atlanta, Dec. 17, 1978 (9 rec., TD)
- 181....Anquan Boldin at Baltimore, Sept. 23, 2007 (14 rec., 2 TD)
- 176....Roy Green vs. N.Y. Giants, Nov. 13, 1988 (9 rec., TD)  
*Larry Fitzgerald vs. Green Bay, Jan. 16, 2016 (8 rec., TD)\**
- 175....Taz Anderson vs. Philadelphia, Dec. 16, 1962 (8 rec.)
- 172....Larry Fitzgerald at Minnesota, Nov. 26, 2006 (11 rec.)  
Larry Centers vs. Dallas, Dec. 25, 1995 (12 rec.)
- 171....Larry Fitzgerald vs. St. Louis, Dec. 30, 2007 (11 rec., 2 TD)
- 170....Roy Green vs. Dallas, Sept. 19, 1982 (10 rec., TD)
- 169....DeAndre Hopkins vs. Philadelphia, Dec. 20, 2020 (9 rec., TD)

- 167....Gus Tinsley vs. Cleveland, Nov. 27, 1938 (6 rec., TD)
- 166....Michael Floyd at San Francisco, Dec. 30, 2012 (8 rec., TD)  
*Larry Fitzgerald at Carolina, Jan. 10, 2009 (8 rec., TD)\**  
Roy Green at Seattle, Sept. 17, 1989 (8 rec., 3 TD)  
Ernie Jones vs. Philadelphia, Dec. 10, 1988 (6 rec., TD)  
Roy Green vs. Chicago, Oct. 14, 1984 (6 rec.)  
John Gilliam vs. Philadelphia, Nov. 21, 1971 (6 rec.)
- 165....Bob Shaw vs. Baltimore, Oct. 2, 1950 (8 rec., 5 TD)
- 164....Dave Williams vs. New Orleans, Nov. 2, 1969 (8 rec., 4 TD)
- 163....Roy Green vs. Washington, Oct. 21, 1984 (6 rec., 2 TD)  
Don Stonesifer vs. Washington, Nov. 21, 1954
- 162....Anquan Boldin vs. Atlanta, Dec. 23, 2007 (13 rec., 2 TD), OT  
Anquan Boldin vs. Carolina, Oct. 9, 2005 (10 rec., TD)  
Woodley Lewis at Philadelphia, Dec. 15, 1957 (6 rec., 3 TD)
- 161....Billy Stacy vs. N.Y. Giants, Oct. 8, 1961 (3 rec., TD)  
Ollie Matson at Pittsburgh, Nov. 28, 1954 (5 rec., TD)
- 160....Larry Fitzgerald vs. Philadelphia, Oct. 26, 2014 (7 rec., TD)  
Mal Kutner vs. Detroit, Sept. 28, 1947 (7 rec., TD)

**SACKS**

- 5.0....Chandler Jones at Tennessee, Sept. 12, 2021  
Haason Reddick at N.Y. Giants, Dec. 13, 2020
- 4.5....Curtis Greer vs. Philadelphia, Dec. 18, 1983
- 4.0....Chandler Jones at Seattle, Dec. 22, 2019
- 4.0....Chandler Jones at N.Y. Giants, Oct. 20, 2019
- 4.0....Bertrand Berry vs. N.Y. Giants, Nov. 14, 2004
- 3.0....J.J. Watt at Denver, Dec. 18, 2022
- 3.0....Dwight Freeney vs. Green Bay, Dec. 27, 2015
- 3.0....Calais Campbell at Seattle, Nov. 23, 2014
- 3.0....John Abraham vs. St. Louis, Dec. 8, 2013
- 3.0....John Abraham vs. Houston, Nov. 10, 2013
- 3.0....Darnell Dockett at New Orleans, Sept. 22, 2013
- 3.0....Darnell Dockett at Tennessee, Nov. 29, 2009  
*3.0....Darnell Dockett vs. Pittsburgh, Feb. 1, 2009\* (SB XLIII)^*
- 3.0....Bertrand Berry at Oakland, Oct. 22, 2006
- 3.0....Adrian Wilson at St. Louis, Nov. 20, 2005
- 3.0....Simeon Rice at Philadelphia, Nov. 19, 2000
- 3.0....Ken Harvey at Washington, Sept. 12, 1993
- 3.0....Ken Harvey at Dallas, Nov. 3, 1991
- 3.0....Ken Harvey at Atlanta, Dec. 9, 1990
- 3.0....Freddie Joe Nunn at Dallas, Oct. 30, 1988
- 3.0....Freddie Joe Nunn at Tampa Bay, Dec. 20, 1987
- 3.0....Curtis Greer vs. Dallas, Sept. 13, 1987
- 3.0....Al Baker vs. Philadelphia, Dec. 18, 1983
- 3.0....E.J. Junior at N.Y. Giants, Dec. 4, 1983
- 3.0....David Galloway vs. Seattle, Nov. 13, 1983
- 3.0....Curtis Greer vs. Dallas, Sept. 11, 1983

\*Playoff Game    ^Super Bowl record

**LONGEST PLAYS**

**LONGEST RUNS**

- 83....John David Crow vs. Washington, Oct. 4, 1958 (TD)
- 82....Elmer Angsman vs. Detroit, Oct. 23, 1949 (TD)
- 80....Kenyan Drake at Seattle, Dec. 22, 2019 (TD)  
Andre Ellington vs. Atlanta, Oct. 27, 2013 (TD)  
Tim Hightower at Atlanta, Sept. 19, 2010 (TD)  
Paddy Driscoll vs. Kansas City, Oct. 18, 1925 (TD)
- 79....Ollie Matson vs. Pittsburgh, Nov. 25, 1956  
Ollie Matson vs. Washington, Nov. 21, 1954
- 78....Charles Belden vs. Frankford, Oct. 25, 1930 (TD)
- 76....Ottis Anderson vs. Dallas, Sept. 2, 1979 (TD)
- 75....Ottis Anderson at Philadelphia, Nov. 18, 1979  
Terry Metcalf at Washington, Sept. 22, 1974 (TD)  
MacArthur Lane at Philadelphia, Oct. 18, 1970  
Ollie Matson vs. Pittsburgh, Nov. 28, 1954  
Mickey McDonald vs. Minneapolis, Oct. 13, 1929 (TD)
- 74....*Adrian Murrell at Dallas, Jan. 2, 1999#*  
MacArthur Lane vs. New Orleans, Oct. 11, 1970 (TD)
- 72....Elmer Angsman vs. Green Bay, Oct. 10, 1948 (TD)
- 71....Beanie Wells at St. Louis, Nov. 27, 2011  
Pat Harder vs. N.Y. Giants, Oct. 17, 1948 (TD)
- 70....*Tim Hightower at New Orleans, Jan. 16, 2010 (TD)#*  
LeShon Johnson at New Orleans, Sept. 22, 1996 (TD)  
Johnny Roland at Washington, Nov. 5, 1967
- 69....Kenyan Drake at Dallas, Oct. 19, 2020 (TD)
- 66....LeShon Johnson vs. St. Louis, Sept. 27, 1996 (OT)  
Willis Crenshaw vs. Cleveland, Dec. 14, 1968 (TD)
- 64....Stump Mitchell vs. Washington, Dec. 21, 1985  
Ottis Anderson vs. Washington, Dec. 12, 1982
- 63....Andre Ellington at Detroit, Oct. 11, 2015 (TD)  
Bill Triplett at Pittsburgh, Sept. 29, 1963

- 62....Chris Johnson vs. Baltimore, Oct. 26, 2015  
Terry Metcalf vs. Dallas, Oct. 9, 1977 (TD)  
Bill Thornton at Philadelphia, Nov. 22, 1964 (TD)  
Troy Hambrick at Miami, Nov. 7, 2004
- 61....Elmer Angsman vs. Green Bay, Nov. 24, 1946 (TD)
- 60....Stump Mitchell vs. Philadelphia, Nov. 17, 1985
- 59....Bill Triplett at N.Y. Giants, Oct. 31, 1965 (TD)
- 58....David Johnson vs. N.Y. Jets, Oct. 17, 2016 (TD)  
Thomas Jones at Seattle, Sept. 15, 2002 (TD)  
Michael Pittman vs. Detroit, Nov. 14, 1999 (TD)
- 57....Kyler Murray vs. Indianapolis, Dec. 25, 2021  
Garrison Hearst vs. New England, Oct. 10, 1993  
Jerry Latin at Detroit, Dec. 21, 1975 (TD)  
John David Crow at Washington, Oct. 4, 1964  
John David Crow vs. Pittsburgh, Dec. 18, 1960
- 56....J.J. Nelson at Miami, Dec. 11, 2016 (TD)  
Marcel Shipp at Philadelphia, Nov. 17, 2002  
LeShon Johnson at New Orleans, Sept. 22, 1996 (TD)  
Bobby Joe Conrad vs. Washington, Sept. 27, 1959 (TD)
- 55....Bill Thornton at Minnesota, Oct. 6, 1963 (TD)  
Frank Mestrik vs. Washington, Nov. 5, 1960
- 54....Chase Edmonds at L.A. Rams, Oct. 3, 2021  
Donny Anderson vs. N.Y. Giants, Oct. 28, 1973  
Johnny Roland vs. New Orleans, Dec. 3, 1967 (TD)  
Prentice Gautt at Philadelphia, Oct. 1, 1961 (TD)
- 53....David Johnson vs. Oakland, Nov. 18, 2018  
Beanie Wells at St. Louis, Nov. 27, 2011
- 52....LaRod Stephens-Howling at Atlanta, Nov. 18, 2012  
Ottis Anderson at N.Y. Giants, Nov. 30, 1980  
Terry Metcalf at N.Y. Jets, Nov. 23, 1975
- 51....Ottis Anderson at Dallas, Nov. 16, 1980 (TD)





- 50.....Tim Hightower at St. Louis, Nov. 22, 2009  
Terry Metcalf at Philadelphia, Sept. 16, 1973  
Johnny Roland at Washington, Oct. 23, 1966  
John David Crow vs. Dallas, Oct. 23, 1960

## LONGEST PASS PLAYS

- 98.....Jim Hart to Ahmad Rashad vs. L.A. Rams, Dec. 10, 1972  
Ogden Compton to Dick Lane at Green Bay, Nov. 13, 1955 (TD)  
Doug Russell to Gaynell Tinsley vs. Cleveland, Nov. 27, 1938 (TD)
- 97.....Pat Coffee to Gaynell Tinsley vs. Chicago, Dec. 5, 1937 (TD)
- 93.....Neil Lomax to Ernie Jones vs. Philadelphia, Dec. 10, 1988 (TD)
- 91.....Carson Palmer to Michael Floyd at Jacksonville, Nov. 17, 2013 (TD)  
M.C. Reynolds to John David Crow at Cleveland, Oct. 12, 1958 (TD)
- 88.....Kyler Murray to Andy Isabella vs. San Francisco, Oct. 31, 2019 (TD)
- 86.....Charley Johnson to Sonny Randle at Dallas, Oct. 28, 1962 (TD)
- 85.....M.C. Reynolds to Woodley Lewis vs. Washington, Sept. 27, 1959 (TD)
- 84.....Charley Johnson to John Gilliam at Cleveland, Oct. 26, 1969 (TD)
- 83.....Neil Lomax to Roy Green vs. Washington, Oct. 21, 1984 (TD)  
Lamar McHan to Gern Nagler vs. Washington, Oct. 6, 1957
- 82.....Paul Christman to Bill Dewell vs. Chicago Bears, Oct. 6, 1946 (TD)
- 81.....Logan Thomas to Andre Ellington at Denver, Oct. 5, 2014 (TD)  
Gary Hammond to Jackie Smith vs. Dallas, Oct. 13, 1974  
Frank Tripucka to Fran Polsfoot vs. Washington, Oct. 22, 1950 (TD)
- 80.....Kyler Murray to Christian Kirk at Dallas, Oct. 19, 2020 (TD)  
Carson Palmer to J.J. Nelson at Seattle, Dec. 24, 2016 (TD)  
Carson Palmer to Larry Fitzgerald vs. Philadelphia, Oct. 26, 2014 (TD)  
Jake Plummer to Marcel Shipp at St. Louis, Dec. 15, 2002 (TD)  
Jim Hart to Earl Thomas at Dallas, Sept. 28, 1975 (TD)  
Jim Hart to Mel Gray vs. Dallas, Oct. 13, 1974  
Gary Keithley to Mel Gray at N.Y. Giants, Nov. 18, 1973 (TD)  
Pete Beathard to Mel Gray at Philadelphia, Dec. 12, 1971 (TD)  
Jim Hart to Bobby Joe Conrad vs. Pittsburgh, Nov. 10, 1968 (TD)  
*Charley Johnson to Billy Gambrell vs. Green Bay at Miami, Jan. 5, 1965 (TD)#*  
Ralph Guglielmi to Bill Stacy vs. N.Y. Giants, Oct. 8, 1961 (TD)  
Paul Christman to Boris Dimancheff vs. Chicago Bears, Dec. 14, 1947 (TD)
- 79.....Jim Hart to John Gilliam at Detroit, Dec. 6, 1970
- 78.....Matt Leinart to Larry Fitzgerald at New England, Dec. 21, 2008 (TD)  
Steve Pisarkiewicz to Mel Gray vs. Philadelphia, Oct. 14, 1979 (TD)  
Jim Hart to MacArthur Lane vs. N.Y. Giants, Dec. 13, 1970 (TD)  
Charley Johnson to Willis Crenshaw at Cleveland, Sept. 26, 1965 (TD)  
Charley Johnson to Jackie Smith at N.Y. Giants, Nov. 1, 1964 (TD)  
Charley Johnson to Joe Childress vs. Philadelphia, Dec. 8, 1963 (TD)  
Sam Etcheverry to Taz Anderson vs. Dallas, Dec. 10, 1961



**John David Crow holds claim to the longest run in club history, an 83-yard carry for a touchdown.**

- 77.....David Blough to A.J. Green at San Francisco, Jan. 8, 2023 (TD)  
Kyler Murray to Rondale Moore vs. Minnesota, Sept. 19, 2021 (TD)  
Tom Tupa to Don Holmes at L.A. Rams, Nov. 19, 1989 (TD)  
Jim Hart to Mel Gray vs. San Francisco, Oct. 31, 1976 (TD)  
Charley Johnson to Sonny Randle vs. Philadelphia, Dec. 16, 1961 (TD)
- 76.....Jim Hart to Jackie Smith vs. New Orleans, Dec. 3, 1967 (TD)
- 75.....Josh Rosen to Christian Kirk at San Francisco, Oct. 7, 2018 (TD)  
*Carson Palmer to Larry Fitzgerald vs. Green Bay, Jan. 16, 2016#*  
Carson Palmer to John Brown vs. Philadelphia, Oct. 26, 2014 (TD)  
Carson Palmer to Larry Fitzgerald at San Francisco, Oct. 13, 2013 (TD)  
Kurt Warner to Larry Fitzgerald vs. Miami, Sept. 14, 2008  
Neil Lomax to Pat Tilley at Baltimore, Nov. 22, 1981  
Charley Johnson to John Gilliam at Cleveland, Oct. 26, 1969 (TD)  
Lamar McHan to Dick Lane at Chicago Bears, Dec. 9, 1956
- 74.....John Skelton to Andre Roberts vs. Dallas, Dec. 25, 2010 (TD)  
Jim Hart to Mel Gray vs. N.Y. Giants, Nov. 5, 1978  
Jim Hart to Mel Gray at N.Y. Jets, Nov. 23, 1975  
Jim Hart to Jackie Smith vs. Philadelphia, Oct. 22, 1967 (TD)  
Charley Johnson to Sonny Randle vs. Dallas, Dec. 9, 1962 (TD)
- 73.....Kevin Kolb to LaRod Stephens-Howling vs. Pittsburgh, Oct. 23, 2011 (TD)  
Kevin Kolb to Larry Fitzgerald at Washington, Sept. 18, 2011 (TD)
- 72.....Chris Chandler to Ernie Jones N.Y. Giants, Oct. 11, 1992 (TD)  
Tom Tupa to Ernie Jones vs. Dallas, Nov. 12, 1989 (TD)  
Charley Johnson to Sonny Randle at Cleveland, Sept. 26, 1965 (TD)  
Charley Johnson to Bobby Joe Conrad vs. Dallas, Dec. 9, 1962 (TD)
- 71.....*Kurt Warner to Anquan Boldin vs. Atlanta, Jan. 3, 2009 (TD)#*  
Dave Brown to Rob Moore at N.Y. Jets, Nov. 7, 1999  
Jeff Blake to Anquan Boldin at Detroit, Sept. 7, 2003 (TD)  
Neil Lomax to Roy Green at Dallas, Nov. 24, 1983 (TD)  
Neil Lomax to Pat Tilley vs. San Diego, Nov. 20, 1983 (TD)  
Tim Van Galder to Jackie Smith at Baltimore, Sept. 17, 1972  
Jim Hart to Dave Williams vs. Pittsburgh, Nov. 10, 1968 (TD)  
Charley Johnson to Bobby Joe Conrad at Pittsburgh, Oct. 17, 1965

## # Playoff Game

## LONGEST PUNTS

- 84.....Doug Russell vs. Chicago, Sept. 11, 1938
- 81.....Mike Wood at N.Y. Giants, Dec. 10, 1978
- 77.....Blake Gillikin at Chicago, Dec. 24, 2023
- 75.....Carl Birdsong at Philadelphia, Dec. 20, 1981
- 73.....Rich Camarillo at Dallas, Sept. 20, 1992
- 70.....Dave Zastudil at San Francisco, Dec. 30, 2012
- 69.....Jerry Stovall vs. Cleveland, Dec. 1, 1963
- 68.....Dave Zastudil vs. Miami, Sept. 30, 2012  
Jeff Feagles at Minnesota, Dec. 1, 1996  
Greg Cater at San Francisco, Oct. 18, 1987
- 67.....Drew Butler at Atlanta, Nov. 30, 2014  
Scott Player vs. Chicago, Oct. 11, 1998  
Carl Birdsong at Tampa Bay, Nov. 10, 1985  
Chuck Latourette vs. Pittsburgh, Nov. 12, 1967
- 66.....Blake Gillikin vs. Baltimore, Oct. 29, 2023  
Dave Zastudil vs. San Francisco, Dec. 11, 2011  
Greg Horne vs. N.Y. Giants, Nov. 13, 1988  
Carl Birdsong at Green Bay, Sept. 29, 1985  
Carl Birdsong at Atlanta, Oct. 18, 1981  
Larry Swider at Baltimore, Oct. 26, 1980
- 65.....Andy Lee vs. Seattle, Nov. 6, 2022  
Dave Zastudil at Green Bay, Nov. 4, 2012  
Ben Graham vs. San Francisco, Nov. 29, 2010  
Carl Birdsong at Chicago, Dec. 19, 1982

## LONGEST PUNT RETURNS

- 99.....Patrick Peterson vs. St. Louis, Nov. 6, 2011 (TD)
- 95.....Frank Bernardi at Washington, Oct. 14, 1956 (TD)
- 89.....Patrick Peterson vs. Carolina, Sept. 11, 2011 (TD)
- 88.....Phil Sarboe vs. N.Y. Giants, Oct. 27, 1935 (TD)
- 86.....Chuck Latourette at New Orleans, Sept. 29, 1968 (TD)  
Johnny Roland at Philadelphia, Oct. 2, 1966 (TD)
- 84.....Ken Hall vs. Pittsburgh, Nov. 1, 1959 (TD)
- 82.....Patrick Peterson at Baltimore, Oct. 30, 2011 (TD)  
Don Paul vs. Philadelphia, Nov. 19, 1950 (TD)
- 80.....Patrick Peterson at St. Louis, Nov. 27, 2011 (TD)
- 78.....Ollie Matson vs. Cleveland, Dec. 11, 1955 (TD)
- 77.....Lee Nelson at Chicago, Dec. 16, 1979  
Ollie Matson vs. Chicago, Nov. 27, 1955 (TD)



- 76.....Vai Sihakema vs. N.Y. Giants, Dec. 13, 1987 (TD)
- 75.....Charley Trippi vs. Philadelphia, Dec. 28, 1947 (TD)#
- 74.....Johnny Roland at Dallas, Nov. 16, 1970 (TD)  
Billy Stacy vs. N.Y. Giants, Nov. 22, 1959 (TD)
- 73.....Steve Breaston vs. Pittsburgh, Sept. 30, 2007 (TD)  
Bobby Joe Conrad vs. Philadelphia, Oct. 15, 1961 (TD)
- 71.....Ted Ginn, Jr. at N.Y. Giants, Sept. 14, 2014 (TD)  
Vai Sihakema vs. Tampa Bay, Dec. 21, 1986 (TD)
- 70.....Willard Harrell at Washington, Nov. 19, 1978 (TD)  
Jerry Davis vs. N.Y. Giants, Oct. 17, 1948 (TD)
- 69.....Terry Metcalf vs. New England, Nov. 2, 1975 (TD)  
Bobby Joe Conrad vs. N.Y. Giants, Nov. 22, 1959 (TD)
- 68.....Willard Harrell vs. Pittsburgh, Sept. 16, 1979  
Jim Burson at San Francisco, Sept. 27, 1964 (TD)
- 67.....Charley Trippi vs. Pittsburgh, Nov. 14, 1948 (TD)
- 65.....Johnny Bailey vs. Dallas, Nov. 22, 1992
- 64.....Steve Breaston vs. Minnesota, Dec. 6, 2009
- 61.....Vai Sihakema vs. N.Y. Giants, Oct. 5, 1986
- 60.....Vai Sihakema vs. Tampa Bay, Dec. 21, 1986 (TD)
- 58.....Johnny Bailey at Washington, Sept. 12, 1993 (TD)
- 57.....Roy Green vs. Detroit, Dec. 7, 1980 (TD)
- 55.....Arnold Jackson at Oakland, Dec. 2, 2001
- 54.....Mark Bell at New Orleans, Oct. 5, 1980
- 53.....Vai Sihakema at Washington, Oct. 8, 1989
- 51.....Gary Hammond at N.Y. Giants, Nov. 18, 1973

#Playoff game

**LONGEST KICKOFF RETURNS**

- 108.....David Johnson at Chicago, Sept. 20, 2015 (TD)
- 106.....Roy Green at Dallas, Oct. 21, 1979 (TD)
- 105.....Frank Seno at N.Y. Giants, Oct. 20, 1946 (TD)  
Ollie Matson at Washington, Oct. 14, 1956 (TD)
- 103.....George Hoey vs. Philadelphia, Nov. 21, 1971 (TD)
- 102.....LaRod Stephens-Howling vs. Oakland, Sept. 26, 2010 (TD)  
Doug Russell vs. Cincinnati, Sept. 23, 1934 (TD)
- 101.....Ollie Matson vs. Pittsburgh, Nov. 23, 1958 (TD)
- 100.....Ollie Matson vs. Chicago, Oct. 5, 1952 (TD)  
John Gilliam at Green Bay, Dec. 21, 1969 (TD)  
Josh Scobey at St. Louis, Sept. 28, 2003 (TD)
- 99.....LaRod Stephens-Howling at Tennessee, Nov. 29, 2009 (TD)  
J.J. Arrington at Minnesota, Nov. 26, 2006 (TD)
- 98.....MarTay Jenkins at Minnesota, Nov. 12, 2000 (TD)
- 97.....Don Shy vs. Washington, Sept. 23, 1973 (TD)
- 96.....LaRod Stephens-Howling at Minnesota, Nov. 7, 2010 (TD)
- 95.....MarTay Jenkins at Seattle, Sept. 15, 2002 (TD)
- 94.....Terry Metcalf vs. Cleveland, Sept. 24, 1974 (TD)

- Roy Shivers at Cleveland, Sept. 25, 1966 (TD)
- 93.....J.J. Arrington vs. Dallas, Oct. 12, 2008 (TD)  
Terry Metcalf at Washington, Oct. 13, 1975 (TD)

**LONGEST INTERCEPTION RETURNS**

- 102.....Greg Toler vs. Detroit, Dec. 16, 2012 (TD)
- 99.....Dominique Rodgers-Cromartie vs. St. Louis, Dec. 7, 2008 (TD)  
Adrian Wilson at Atlanta, Oct. 1, 2006 (TD)
- 96.....Larry Wilson vs. Cleveland, Dec. 19, 1965 (TD)
- 92.....Leo Sanford at Pittsburgh, Sept. 26, 1955 (TD)
- 91.....Larry Wilson at Philadelphia, Oct. 2, 1966 (TD)
- 90.....Budda Baker vs. Seattle, Oct. 25, 2020
- 88.....Rashad Johnson at Atlanta, Nov. 30, 2014 (TD)
- 82.....Justin Bethel at Detroit, Sept. 10, 2017 (TD)
- 80.....Ralph Brown vs. Green Bay, Jan. 3, 2010
- 79.....Mike Sensibaugh vs. N.Y. Giants, Oct. 31, 1977 (TD)
- 78.....Kwamie Lassiter vs. Philadelphia, Dec. 5, 1999 (TD)  
Carl Allen at Chicago, Dec. 16, 1979
- 77.....Budda Baker at Chicago, Dec. 5, 2021
- 72.....Patrick Peterson at Carolina, Jan. 24, 2016  
Lorenzo Lynch vs. Seattle, Oct. 28, 1996 (TD)\*\*+
- 71.....Rod Hood vs. Cleveland, Dec. 2, 2007 (TD)
- 70.....Renaldo Hill vs. St. Louis, Nov. 23, 2003 (TD)  
Tommy Bennett at Philadelphia, Dec. 13, 1998 (TD)  
Carl Allen vs. Philadelphia, Sept. 28, 1980 (TD)
- 69.....Pat Fischer vs. Philadelphia, Oct. 22, 1965 (TD)
- 68.....Rod Hood at St. Louis, Oct. 7, 2007 (TD)  
Bob Nussbaumer at Green Bay, Oct. 16, 1949
- 67.....Leonard Smith vs. Green Bay, Sept. 29, 1985

\*\*+NFL record (Longest OT interception return for a touchdown in NFL history)

**LONGEST FUMBLE RETURNS**

- 104.....Aeneas Williams vs. Washington, Nov. 5, 2000 (TD)+
- 99.....Adrian Wilson at Minnesota, Nov. 26, 2006 (TD)
- 93.....James Sanders vs. Philadelphia, Sept. 23, 2012 (TD)
- 88.....Larry Wilson at Green Bay, Dec. 21, 1969 (TD)
- 85.....Eric Hill at L.A. Rams, Sept. 1, 1991 (TD)
- 83.....Vince Banonis vs. N.Y. Giants, Nov. 30, 1947 (TD)
- 77.....Mark Jackson vs. New Orleans, Oct. 11, 1987 (TD)
- 72.....Steve Neils vs. Cleveland, Oct. 28, 1979 (TD)
- 71.....Ron Yankowski at Washington, Sept. 22, 1974 (TD)
- 62.....Larry Stallings vs. Chicago, Sept. 28, 1969 (TD)
- 60.....Patrick Peterson vs. Miami, Sept. 30, 2012
- 59.....Byron Murphy, Jr. at Las Vegas, Sept. 18, 2022 (TD)\*\*+
- 58.....Norm Thompson vs. L.A. Rams, Dec. 10, 1972 (TD)

+Equals NFL record

\*\*+NFL record (Longest OT fumble return for a touchdown in NFL history)

**100-YARD RUSHING GAMES**

Date	Player	Opponent	Att.	Yards	Date	Player	Opponent	Att.	Yards
* Jan. 7, 2024	James Conner	vs. Seattle	27	150	Oct. 27, 2013	Andre Ellington - R	vs. Atlanta	15	154
* Dec. 31, 2023	James Conner	at Philadelphia	26	128	Nov. 18, 2012	LaRod Stephens-Howling	at Atlanta	22	127
Dec. 3, 2023	James Conner	at Pittsburgh	25	105	Oct. 21, 2012	LaRod Stephens-Howling	at Minnesota	20	104
Sept. 17, 2023	James Conner	vs. N.Y. Giants	23	106	Nov. 27, 2011	Beanie Wells	at St. Louis	27	228 #
Nov. 27, 2022	James Conner	vs. L.A. Chargers	25	120	Oct. 2, 2011	Beanie Wells	vs. N.Y. Giants	27	138
Oct. 16, 2022	Kyler Murray	at Seattle	10	100	Dec. 12, 2010	Tim Hightower	vs. Denver	18	148
Oct. 3, 2021	Chase Edmonds	at L.A. Rams	12	120	Sept. 19, 2010	Tim Hightower	at Atlanta	11	115
Nov. 15, 2020	Kenyan Drake	vs. Buffalo	16	100	Dec. 20, 2009	Beanie Wells - R	at Detroit	17	110
Oct. 19, 2020	Kenyan Drake	at Dallas	20	164	Nov. 22, 2009	Tim Hightower	at St. Louis	14	110
* Dec. 22, 2019	Kenyan Drake	at Seattle	24	166	Dec. 28, 2008	Edgerrin James	vs. Seattle	14	100
* Dec. 15, 2019	Kenyan Drake	vs. Cleveland	22	137	Nov. 2, 2008	Tim Hightower - R	at St. Louis	22	109
Oct. 31, 2019	Kenyan Drake	vs. San Francisco	15	110	Sept. 7, 2008	Edgerrin James	vs. San Francisco	26	100
Oct. 20, 2019	Chase Edmonds	at N.Y. Giants	27	126	Dec. 30, 2007	Edgerrin James	vs. St. Louis	24	102
Nov. 18, 2018	David Johnson	vs. Oakland	25	137	Dec. 2, 2007	Edgerrin James	vs. Cleveland	24	114
Nov. 5, 2017	Adrian Peterson	at San Francisco	37	159	Sept. 16, 2007	Edgerrin James	vs. Seattle	24	128
Oct. 15, 2017	Adrian Peterson	vs. Tampa Bay	26	134	Dec. 24, 2006	Edgerrin James	at San Francisco	29	105
Nov. 20, 2016	David Johnson	at Minnesota	22	103	* Dec. 10, 2006	Edgerrin James	vs. Seattle	26	115
* Oct. 23, 2016	David Johnson	vs. Seattle	33	113	* Dec. 3, 2006	Edgerrin James	at St. Louis	26	115
* Oct. 17, 2016	David Johnson	vs. N.Y. Jets	22	111	Oct. 24, 2004	Emmitt Smith	vs. Seattle	26	106
* Oct. 6, 2016	David Johnson	at San Francisco	27	157	Oct. 3, 2004	Emmitt Smith	vs. New Orleans	21	127
Dec. 20, 2015	David Johnson - R	at Philadelphia	29	187	* Nov. 2, 2003	Marcel Shipp	vs. Cincinnati	29	141
* Nov. 1, 2015	Chris Johnson	at Cleveland	30	109	* Oct. 26, 2003	Marcel Shipp	vs. San Francisco	35	165
* Oct. 26, 2015	Chris Johnson	vs. Baltimore	18	122	Nov. 24, 2002	Marcel Shipp	vs. Oakland	16	135
Oct. 11, 2015	Chris Johnson	at Detroit	11	103	Sept. 15, 2002	Thomas Jones	at Seattle	24	173
Sept. 27, 2015	Chris Johnson	vs. San Francisco	22	110	Oct. 8, 2000	Michael Pittman	vs. Cleveland	16	107
Dec. 7, 2014	Kerwynn Williams	vs. Kansas City	19	100	Nov. 14, 1999	Michael Pittman	vs. Detroit	23	133



# RECORDS

Date	Player	Opponent	Att.	Yards
Dec. 13, 1998	Adrian Murrell	at Philadelphia	32	174
Nov. 8, 1998	Adrian Murrell	vs. Washington	23	107
Sept. 20, 1998	Adrian Murrell	vs. Philadelphia	22	145
Sept. 22, 1996	LeShon Johnson	at New Orleans	21	214
Nov. 12, 1995	Garrison Hearst	vs. Minnesota	18	103
Oct. 15, 1995	Ronald Moore	vs. Washington	28	118
Oct. 8, 1995	Garrison Hearst	at N.Y. Giants	23	122
Sept. 17, 1995	Garrison Hearst	at Detroit	22	121
Dec. 26, 1993	Ronald Moore - R	vs. N.Y. Giants	23	135
Dec. 5, 1993	Ronald Moore - R	vs. L.A. Rams	29	126
Nov. 7, 1993	Ronald Moore - R	vs. Philadelphia	36	160
* Dec. 20, 1992	Johnny Johnson	at Indianapolis	28	146
* Dec. 12, 1992	Johnny Johnson	vs. N.Y. Giants	36	156
Nov. 1, 1992	Johnny Johnson	vs. San Francisco	26	102
Nov. 25, 1990	Anthony Thompson - R	vs. New England	28	136
Nov. 18, 1990	Johnny Johnson - R	vs. Green Bay	15	103
& Oct. 21, 1990	Johnny Johnson - R	at N.Y. Giants	30	108
& Oct. 14, 1990	Johnny Johnson - R	vs. Dallas	19	120
* Oct. 30, 1988	Earl Ferrell	at Dallas	19	110
* Oct. 23, 1988	Earl Ferrell	vs. Cleveland	18	110
Sept. 25, 1988	Earl Ferrell	vs. Washington	19	109
Sept. 18, 1988	Stump Mitchell	at Tampa Bay	18	110
Sept. 4, 1988	Stump Mitchell	at Cincinnati	22	110
* Dec. 20, 1987	Stump Mitchell	at Tampa Bay	23	101
* Dec. 13, 1987	Stump Mitchell	vs. N.Y. Giants	26	111
* Dec. 6, 1987	Stump Mitchell	vs. Washington	20	101
Oct. 18, 1987	Derrick McAdoo - R	at San Francisco	23	111
Oct. 12, 1986	Stump Mitchell	at Tampa Bay	20	126
Dec. 21, 1985	Stump Mitchell	vs. Washington	12	129
Dec. 8, 1985	Stump Mitchell	vs. New Orleans	28	158
Nov. 17, 1985	Stump Mitchell	vs. Philadelphia	22	179
Oct. 27, 1985	Stump Mitchell	vs. Houston	21	148
Sept. 29, 1985	Ottis Anderson	vs. Green Bay	20	104
Dec. 2, 1984	Ottis Anderson	at New England	30	136
Nov. 18, 1984	Ottis Anderson	at N.Y. Giants	24	111
Oct. 7, 1984	Ottis Anderson	at Dallas	25	110
Sept. 30, 1984	Stump Mitchell	vs. Miami	20	109
Sept. 16, 1984	Ottis Anderson	at Indianapolis	23	119
* Dec. 18, 1983	Ottis Anderson	vs. Philadelphia	23	156
* Dec. 11, 1983	Ottis Anderson	at L.A. Raiders	24	119
& Nov. 20, 1983	Ottis Anderson	vs. San Diego	28	113
& Nov. 13, 1983	Ottis Anderson	vs. Seattle	29	130
Oct. 30, 1983	Ottis Anderson	vs. Minnesota	24	136
Oct. 24, 1983	Stump Mitchell	vs. N.Y. Giants	24	108
& Oct. 2, 1983	Ottis Anderson	at Kansas City	21	106
& Sept. 25, 1983	Ottis Anderson	at Philadelphia	29	133
Sept. 18, 1983	Stump Mitchell	vs. San Francisco	8	123
Dec. 26, 1982	Ottis Anderson	vs. N.Y. Giants	30	110
* Dec. 12, 1982	Ottis Anderson	vs. Washington	15	109
* Dec. 5, 1982	Stump Mitchell	at Philadelphia	25	145
Nov. 28, 1982	Ottis Anderson	at Atlanta	20	122
Dec. 20, 1981	Ottis Anderson	at Philadelphia	19	102
* Nov. 22, 1981	Ottis Anderson	at Baltimore	29	130
* Nov. 15, 1981	Ottis Anderson	vs. Buffalo	27	177
Nov. 1, 1981	Ottis Anderson	at Washington	18	122
Dec. 21, 1980	Ottis Anderson	vs. Washington	22	122
& Nov. 30, 1980	Ottis Anderson	at N.Y. Giants	31	168
& Nov. 23, 1980	Ottis Anderson	vs. Kansas City	16	107
& Nov. 16, 1980	Ottis Anderson	at Dallas	31	100
* Oct. 5, 1980	Ottis Anderson	at New Orleans	22	126
	Wayne Morris	at New Orleans	22	102
* Sept. 28, 1980	Ottis Anderson	vs. Philadelphia	27	151
& Dec. 9, 1979	Ottis Anderson - R	vs. N.Y. Giants	29	140
& Dec. 2, 1979	Ottis Anderson - R	vs. San Francisco	27	129
* Nov. 18, 1979	Ottis Anderson - R	at Philadelphia	17	112
* Nov. 11, 1979	Ottis Anderson - R	at Washington	25	105
* Nov. 4, 1979	Ottis Anderson - R	vs. Minnesota	25	164
Oct. 21, 1979	Ottis Anderson - R	at Dallas	20	104
Oct. 7, 1979	Ottis Anderson - R	at Houston	16	109
* Sept. 9, 1979	Ottis Anderson - R	at N.Y. Giants	31	109
* Sept. 2, 1979	Ottis Anderson - R	vs. Dallas	21	193
	Wayne Morris	at Washington	36	123
Dec. 10, 1977	Terry Metcalf	vs. Washington	19	119
Nov. 6, 1977	Wayne Morris	at Minnesota	27	182
* Dec. 12, 1976	Jim Otis	at New York Giants	28	119
* Dec. 4, 1976	Jim Otis	vs. Baltimore	29	107

Date	Player	Opponent	Att.	Yards
& Nov. 7, 1976	Jim Otis	at Philadelphia	27	115
& Oct. 31, 1976	Jim Otis	vs. San Francisco	23	109
Sept. 12, 1976	Jim Otis	at Seattle	27	140
	Terry Metcalf	at Seattle	16	113
Dec. 21, 1975	Jerry Latin - R	at Detroit	15	112
Dec. 14, 1975	Jim Otis	at Chicago	33	147
Nov. 16, 1975	Jim Otis	vs. Washington	23	109
Oct. 19, 1975	Jim Otis	vs. Philadelphia	23	116
Oct. 5, 1975	Jim Otis	vs. N.Y. Giants	20	101
	Terry Metcalf	vs. N.Y. Giants	15	109
Nov. 25, 1973	Donny Anderson	at Cincinnati	18	105
Dec. 9, 1973	Terry Metcalf - R	at Atlanta	18	100
Oct. 28, 1973	Donny Anderson	vs. N.Y. Giants	18	130
Sept. 16, 1973	Terry Metcalf - R	at Philadelphia	16	133
Nov. 19, 1972	Donny Anderson	vs. N.Y. Giants	22	121
Oct. 29, 1972	Donny Anderson	vs. Chicago	18	102
Nov. 28, 1971	Johnny Roland	at N.Y. Giants	24	116
* Oct. 18, 1970	MacArthur Lane	at Philadelphia	15	125
* Oct. 11, 1970	MacArthur Lane	vs. New Orleans	16	132
Sept. 27, 1970	MacArthur Lane	vs. Washington	28	146
Nov. 30, 1969	Cid Edwards	vs. Pittsburgh	13	128
Dec. 8, 1968	Willis Crenshaw	at N.Y. Giants	28	162
Dec. 3, 1967	Johnny Roland	vs. New Orleans	21	106
Nov. 5, 1967	Johnny Roland	at Washington	25	130
Oct. 8, 1967	Johnny Roland	at Minnesota	17	122
Sept. 17, 1967	Johnny Roland	vs. N.Y. Giants	21	124
Oct. 23, 1966	Johnny Roland - R	at Washington	20	109
Oct. 31, 1965	Bill Triplett	at N.Y. Giants	23	176
Nov. 22, 1964	Bill Thornton	at Philadelphia	12	128
Dec. 1, 1963	Bill Triplett	vs. Cleveland	16	102
Sept. 22, 1963	Joe Childress	at Philadelphia	29	136
Dec. 9, 1962	John David Crow	vs. Dallas	18	118
Oct. 1, 1961	Prentice Gault	at Philadelphia	15	135
Dec. 18, 1960	John David Crow	vs. Pittsburgh	24	203
Nov. 20, 1960	John David Crow	at Washington	17	157
Oct. 23, 1960	John David Crow	vs. Dallas	24	143
Oct. 9, 1960	John David Crow	at Philadelphia	16	134
Sept. 27, 1959	Bobby Joe Conrad	vs. Washington	11	140
Oct. 20, 1957	Ollie Matson	vs. Washington	13	155
Nov. 25, 1956	Ollie Matson	vs. Pittsburgh	16	159
Sept. 30, 1956	Ollie Matson	vs. Cleveland	20	144
Nov. 20, 1955	Dave Mann - R	vs. Chicago	10	108
Nov. 5, 1955	Ollie Matson	vs. Pittsburgh	13	130
* Nov. 28, 1954	Ollie Matson	at Pittsburgh	10	115
* Nov. 21, 1954	Ollie Matson	vs. Washington	8	163
Dec. 16, 1951	Charley Trippi	at Chicago	13	145
Nov. 13, 1949	Pat Harder	vs. New York Yanks	13	117
* Oct. 30, 1949	Charley Trippi	vs. N.Y. Giants	18	125
* Oct. 23, 1949	Elmer Angsman	vs. Detroit	12	116
Sept. 26, 1949	Charley Trippi	vs. Washington	10	130
Nov. 7, 1948	Charley Trippi	vs. Detroit	10	103
Oct. 24, 1948	Charley Trippi	vs. Boston	9	104
Oct. 10, 1948	Elmer Angsman	vs. Green Bay	18	146
Dec. 28, 1947	Elmer Angsman	vs. Philadelphia	10	159
Dec. 1, 1946	Pat Harder - R	vs. Chicago	12	112
* Nov. 12, 1944	John Grigas	at Detroit	25	123
* Nov. 5, 1944	John Grigas	vs. Detroit	30	117
* Oct. 29, 1944	John Grigas	at Washington	30	100
Dec. 6, 1936	George Grosvenor	vs. Green Bay	35	100
Nov. 29, 1936	George Grosvenor	vs. Chicago	--	126
Dec. 1, 1935	Doug Russell	vs. Chicago	--	100

### Career 100-Yard Rushers (188 Total)

Ottis Anderson - 34; Stump Mitchell - 14; Jim Otis - 9; Edgerrin James - 8; David Johnson - 6; Johnny Johnson - 6; Ollie Matson - 6; Johnny Roland - 6; James Conner - 5; John David Crow - 5; Kenyan Drake - 5; Terry Metcalf - 5; Charley Trippi - 5; Donny Anderson - 4; Tim Hightower - 4; Chris Johnson - 4; Ronald Moore - 4; Earl Ferrell - 3; John Grigas - 3; Garrison Hearst - 3; MacArthur Lane - 3; Wayne Morris - 3; Kyler Murray - 2; Adrian Murrell - 3; Marcel Shipp - 3; Beanie Wells - 3; Elmer Angsman - 2; Chase Edmonds - 2; George Grosvenor - 2; Pat Harder - 2; Adrian Peterson - 2; Michael Pittman - 2; Emmitt Smith - 2; LaRod Stephens-Howling - 2; Bill Triplett - 2; One Each: Joe Childress; Bobby Joe Conrad; Willis Crenshaw; Cid Edwards; Andre Ellington; Prentice Gault; LeShon Johnson; Thomas Jones; Jerry Latin; Dave Mann; Derrick McAdoo; Doug Russell; Anthony Thompson; Bill Thornton; Kerwynn Williams.

# denotes franchise record

\* and & denote consecutive games

R denotes rookies





100-YARD RECEIVING GAMES

Date	Player	Opponent	Receptions	Yards	Date	Player	Opponent	Receptions	Yards
Dec. 17, 2023	Trey McBride	vs. San Francisco	10	102	* Nov. 15, 2009	Anquan Boldin	vs. Seattle	8	105
Nov. 12, 2023	Trey McBride	vs. Atlanta	8	131	Nov. 8, 2009	Larry Fitzgerald	at Chicago	9	123
Nov. 21, 2022	Greg Dortch	vs. San Francisco	9	103	Oct. 18, 2009	Larry Fitzgerald	at Seattle	13	100
* Oct. 30, 2022	DeAndre Hopkins	at Minnesota	12	159	Sept. 13, 2009	Tim Hightower	vs. San Francisco	12	121
* Oct. 20, 2022	DeAndre Hopkins	vs. New Orleans	10	103	* Feb. 1, 2009	Larry Fitzgerald	vs. Pittsburgh (SB XLIII)	7	127
Sept. 25, 2022	Marquise Brown	vs. L.A. Rams	14	140	* Jan. 18, 2009	Larry Fitzgerald	vs. Philadelphia	9	152
Dec. 13, 2021	A.J. Green	vs. L.A. Rams	7	102	* Jan. 10, 2009	Larry Fitzgerald	at Carolina	8	166
Sept. 26, 2021	A.J. Green	at Jacksonville	5	112	* Jan. 3, 2009	Larry Fitzgerald	vs. Atlanta	6	101
	Christian Kirk	at Jacksonville	7	104	* Dec. 28, 2008	Larry Fitzgerald	vs. Seattle	5	130
Sept. 19, 2021	Rondale Moore	vs. Minnesota	7	114	* Dec. 21, 2008	Larry Fitzgerald	at New England	3	101
* Dec. 20, 2020	DeAndre Hopkins	vs. Philadelphia	9	169	Nov. 16, 2008	Larry Fitzgerald	at Seattle	10	151
* Dec. 13, 2020	DeAndre Hopkins	at N.Y. Giants	9	136	Anquan Boldin	at Seattle	13	186	
Nov. 15, 2020	DeAndre Hopkins	vs. Buffalo	7	127	Nov. 10, 2008	Steve Breaston	vs. San Francisco	7	124
Nov. 8, 2020	Christian Kirk	vs. Miami	5	123	Oct. 26, 2008	Larry Fitzgerald	at Carolina	7	115
Oct. 25, 2020	DeAndre Hopkins	vs. Seattle	10	103	Oct. 12, 2008	Steve Breaston	vs. Dallas	8	102
Oct. 11, 2020	DeAndre Hopkins	at N.Y. Jets	6	131	Sept. 28, 2008	Anquan Boldin	at N.Y. Jets	10	119
Sept. 27, 2020	DeAndre Hopkins	vs. Detroit	10	137	Steve Breaston	at N.Y. Jets	9	122	
Sept. 13, 2020	DeAndre Hopkins	@ San Francisco	14	151	* Larry Fitzgerald	at N.Y. Jets	8	122	
Nov. 10, 2019	Christian Kirk	at Tampa Bay	6	138	* Sept. 21, 2008	Larry Fitzgerald	at Washington	7	109
Sept. 15, 2019	Christian Kirk	at Baltimore	6	114	* Sept. 14, 2008	Larry Fitzgerald	vs. Miami	6	153
* Larry Fitzgerald	at Baltimore	5	104	Anquan Boldin	vs. Miami	6	140		
* Sept. 8, 2019	Larry Fitzgerald	vs. Detroit	8	113	Dec. 30, 2007	Larry Fitzgerald	vs. St. Louis	11	171
Oct. 28, 2018	Larry Fitzgerald	vs. San Francisco	8	102	Dec. 23, 2007	Anquan Boldin	vs. Atlanta	13	162
Dec. 24, 2017	Larry Fitzgerald	vs. N.Y. Giants	9	119	Dec. 9, 2007	Jerheme Urban	at Seattle	6	123
Nov. 9, 2017	Larry Fitzgerald	vs. Seattle	10	113	Nov. 25, 2007	Larry Fitzgerald	vs. San Francisco	9	156
Oct. 15, 2017	Larry Fitzgerald	vs. Tampa Bay	10	138	* Oct. 7, 2007	Larry Fitzgerald	at St. Louis	9	136
Oct. 1, 2017	Jaron Brown	vs. San Francisco	8	105	* Sept. 30, 2007	Larry Fitzgerald	vs. Pittsburgh	10	120
Sept. 25, 2017	Larry Fitzgerald	vs. Dallas	13	149	Sept. 23, 2007	Anquan Boldin	at Baltimore	14	181
Sept. 17, 2017	J.J. Nelson	at Indianapolis	5	120	Dec. 31, 2006	Anquan Boldin	at San Diego	4	112
Dec. 24, 2016	J.J. Nelson	at Seattle	3	132	Nov. 26, 2006	Larry Fitzgerald	at Minnesota	11	172
Nov. 27, 2016	David Johnson	at Atlanta	8	103	Anquan Boldin	at Minnesota	9	140	
Nov. 13, 2016	Larry Fitzgerald	vs. San Francisco	12	132	Oct. 16, 2006	Anquan Boldin	vs. Chicago	12	136
	Michael Floyd	vs. San Francisco	5	101	Sept. 24, 2006	Anquan Boldin	vs. St. Louis	10	129
Oct. 2, 2016	John Brown	vs. Los Angeles	10	144	Sept. 10, 2006	Larry Fitzgerald	vs. San Francisco	9	133
Jan. 16, 2016	Larry Fitzgerald	vs. Green Bay	8	176	** Dec. 18, 2005	Anquan Boldin	at Houston	8	134
Dec. 27, 2015	Michael Floyd	vs. Green Bay	6	111	** Dec. 11, 2005	Anquan Boldin	vs. Washington	9	114
** Dec. 10, 2015	Michael Floyd	vs. Minnesota	5	102	** Dec. 4, 2005	Anquan Boldin	at San Francisco	11	156
Dec. 6, 2015	John Brown	at St. Louis	6	113	Larry Fitzgerald	at San Francisco	8	129	
** Michael Floyd	at St. Louis	7	104	** Nov. 27, 2005	Anquan Boldin	vs. Jacksonville	10	115	
Nov. 22, 2015	J.J. Nelson	vs. Cincinnati	4	142	** Nov. 20, 2005	Anquan Boldin	at St. Louis	8	105
Nov. 15, 2015	Larry Fitzgerald	at Seattle	10	130	* Larry Fitzgerald	at St. Louis	9	104	
	Michael Floyd	at Seattle	7	113	* Nov. 13, 2005	Larry Fitzgerald	at Detroit	9	141
* Nov. 1, 2015	Michael Floyd	at Cleveland	4	106	* Nov. 6, 2005	Larry Fitzgerald	vs. Seattle	8	102
Oct. 18, 2015	John Brown	at Pittsburgh	10	196	** Oct. 9, 2005	Anquan Boldin	vs. Carolina	10	162
* Sept. 27, 2015	Larry Fitzgerald	vs. San Francisco	9	134	* Larry Fitzgerald	vs. Carolina	9	136	
* Sept. 20, 2015	Larry Fitzgerald	at Chicago	8	112	** Oct. 2, 2005	Anquan Boldin	vs. San Francisco	8	116
Dec. 28, 2014	Michael Floyd	at San Francisco	8	153	* Larry Fitzgerald	vs. San Francisco	7	102	
Nov. 9, 2014	Larry Fitzgerald	vs. St. Louis	9	112	Sept. 18, 2005	Anquan Boldin	vs. St. Louis	8	119
Oct. 26, 2014	Larry Fitzgerald	vs. Philadelphia	7	160	Sept. 11, 2005	Larry Fitzgerald	at N.Y. Giants	13	155
	John Brown	vs. Philadelphia	5	119	Dec. 26, 2004	Anquan Boldin	at Seattle	7	107
Oct. 5, 2014	Andre Ellington	at Denver	4	112	Dec. 12, 2004	Anquan Boldin	vs. San Francisco	9	109
Sept. 21, 2014	Michael Floyd	vs. San Francisco	5	114	Dec. 21, 2003	Anquan Boldin	at Seattle	10	122
Sept. 8, 2014	Michael Floyd	vs. San Diego	5	119	Dec. 7, 2003	Anquan Boldin	at San Francisco	9	123
Dec. 29, 2013	Larry Fitzgerald	vs. San Francisco	6	113	Nov. 23, 2003	Anquan Boldin	vs. St. Louis	6	123
* Nov. 24, 2013	Michael Floyd	vs. Indianapolis	7	104	Nov. 9, 2003	Anquan Boldin	at Pittsburgh	8	118
* Nov. 17, 2013	Michael Floyd	at Jacksonville	6	193	Sept. 7, 2003	Anquan Boldin	at Detroit	10	217
Oct. 13, 2013	Larry Fitzgerald	vs. San Francisco	6	117	Nov. 10, 2002	Jason McAddley	vs. Seattle	5	113
Dec. 30, 2012	Michael Floyd	at San Francisco	8	166	Oct. 20, 2002	David Boston	vs. Dallas	6	110
Dec. 23, 2012	Larry Fitzgerald	vs. Chicago	8	111	Sept. 8, 2002	David Boston	at Washington	7	138
Oct. 21, 2012	Andre Roberts	at Minnesota	7	103	Dec. 30, 2001	David Boston	at Carolina	7	127
Sept. 30, 2012	Andre Roberts	vs. Miami	6	118	* Dec. 9, 2001	David Boston	vs. Washington	6	132
Sept. 23, 2012	Larry Fitzgerald	vs. Philadelphia	9	114	* Dec. 2, 2001	David Boston	at Oakland	6	106
* Jan. 1, 2012	Larry Fitzgerald	vs. Seattle	9	149	* Nov. 25, 2001	David Boston	at San Diego	6	121
* Dec. 24, 2011	Larry Fitzgerald	at Cincinnati	6	105	* Nov. 18, 2001	Frank Sanders	vs. Detroit	7	127
Dec. 11, 2011	Larry Fitzgerald	vs. San Francisco	7	149	* Nov. 11, 2001	David Boston	vs. N.Y. Giants	9	137
Dec. 4, 2011	Andre Roberts	vs. Dallas	6	111	* Nov. 4, 2001	David Boston	vs. Philadelphia	8	138
Nov. 13, 2011	Larry Fitzgerald	at Philadelphia	7	146	* Oct. 28, 2001	David Boston	at Dallas	9	108
Oct. 2, 2011	Larry Fitzgerald	vs. N.Y. Giants	8	102	* Oct. 21, 2001	David Boston	vs. Kansas City	7	131
Sept. 18, 2011	Larry Fitzgerald	at Washington	7	133	Oct. 7, 2001	MarTay Jenkins	at Philadelphia	6	119
Sept. 11, 2011	Early Doucet	vs. Carolina	3	105	Sept. 23, 2001	David Boston	vs. Denver	8	145
Jan. 2, 2011	Larry Fitzgerald	at San Francisco	11	125	Dec. 3, 2000	David Boston	at Cincinnati	9	184
Dec. 25, 2010	Andre Roberts	vs. Dallas	5	110	Oct. 15, 2000	David Boston	vs. Philadelphia	6	123
Dec. 19, 2010	Larry Fitzgerald	at Carolina	9	125	* Sept. 10, 2000	David Boston	vs. Dallas	6	102
Nov. 7, 2010	Larry Fitzgerald	at Minnesota	7	107	* Sept. 3, 2000	David Boston	at N.Y. Giants	9	128
Oct. 31, 2010	Steve Breaston	vs. Tampa Bay	8	147	** Jan. 2, 2000	Frank Sanders	at Green Bay	13	118
Sept. 12, 2010	Steve Breaston	at St. Louis	7	132	Rob Moore	at Green Bay	6	120	
Jan. 10, 2010	Steve Breaston	vs. Green Bay	7	125	** Dec. 26, 1999	Frank Sanders	at Atlanta	3	106
Dec. 27, 2009	Anquan Boldin	vs. St. Louis	8	116	Nov. 28, 1999	Rob Moore	at N.Y. Giants	7	102
Dec. 6, 2009	Larry Fitzgerald	vs. Minnesota	8	143					
* Nov. 22, 2009	Anquan Boldin	at St. Louis	8	103					



# RECORDS

Date	Player	Opponent	Receptions	Yards
Oct. 10, 1999	David Boston	vs. N.Y. Giants	8	101
* Dec. 27, 1998	Frank Sanders	vs. San Diego	8	106
* Dec. 20, 1998	Frank Sanders	vs. New Orleans	10	138
Dec. 13, 1998	Rob Moore	at Philadelphia	7	109
Nov. 29, 1998	Frank Sanders	at Kansas City	6	100
Nov. 15, 1998	Frank Sanders	vs. Dallas	11	190
Nov. 1, 1998	Rob Moore	at Detroit	5	107
Oct. 4, 1998	Frank Sanders	vs. Oakland	10	118
* Dec. 7, 1997	Rob Moore	vs. Washington	5	114
* Nov. 30, 1997	Rob Moore	vs. Pittsburgh	8	188
* Nov. 23, 1997	Rob Moore	at Baltimore	8	112
* Nov. 16, 1997	Rob Moore	at N.Y. Giants	8	139
	Frank Sanders	at N.Y. Giants	9	188
Oct. 19, 1997	Rob Moore	at Philadelphia	6	101
* Oct. 5, 1997	Rob Moore	vs. Minnesota	8	108
* Sept. 28, 1997	Rob Moore	at Tampa Bay	8	147
Sept. 7, 1997	Rob Moore	vs. Dallas	6	108
Aug. 31, 1997	Frank Sanders	at Cincinnati	6	105
Nov. 24, 1996	Rob Moore	vs. Philadelphia	9	156
Oct. 27, 1996	Rob Moore	vs. N.Y. Jets	7	143
Sept. 29, 1996	Rob Moore	vs. St. Louis	9	143
Sept. 1, 1996	Larry Centers	at Indianapolis	11	108
Dec. 25, 1995	Larry Centers	vs. Dallas	12	172
Dec. 9, 1995	Rob Moore	at San Diego	5	104
Nov. 26, 1995	Rob Moore	vs. Atlanta	8	121
	Larry Centers	vs. Atlanta	7	101
Oct. 8, 1995	Frank Sanders	at N.Y. Giants	6	108
Sept. 24, 1995	Rob Moore	at Dallas	9	154
Sept. 10, 1995	Frank Sanders	vs. Philadelphia	5	102
Dec. 4, 1994	Gary Clark	at Houston	6	120
Jan. 2, 1994	Gary Clark	at Atlanta	9	121
Dec. 19, 1993	Gary Clark	at Seattle	12	152
Dec. 5, 1993	Gary Clark	vs. L.A. Rams	8	159
Oct. 24, 1993	Anthony Edwards	at San Francisco	4	112
Oct. 17, 1993	Ricky Proehl	vs. Washington	5	115
Dec. 6, 1992	Ricky Proehl	vs. San Diego	6	112
Nov. 29, 1992	Ricky Proehl	at Washington	7	104
Nov. 8, 1992	Ricky Proehl	at L.A. Rams	9	126
Oct. 11, 1992	Ernie Jones	at N.Y. Giants	6	125
Sept. 13, 1992	Randal Hill	vs. Philadelphia	5	109
Sept. 29, 1991	Ernie Jones	vs. New England	8	145
	Ricky Proehl	vs. New England	4	107
Dec. 29, 1990	Ricky Proehl	vs. Philadelphia	7	132
Dec. 23, 1990	Roy Green	vs. N.Y. Giants	8	147
	Ernie Jones	vs. N.Y. Giants	4	130
Dec. 9, 1990	Ricky Proehl	at Atlanta	6	102
Nov. 18, 1990	Roy Green	vs. Green Bay	4	102
	Ernie Jones	vs. Green Bay	7	117
Dec. 3, 1989	Roy Green	vs. Washington	8	116
Nov. 12, 1989	Ernie Jones	vs. Dallas	3	139
	Rob Await	vs. Dallas	6	105
Oct. 15, 1989	Ernie Jones	vs. Philadelphia	8	114
* Oct. 8, 1989	J.T. Smith	at Washington	8	114
* Oct. 1, 1989	J.T. Smith	vs. San Diego	11	123
Sept. 17, 1989	Roy Green	at Seattle	8	166
	J.T. Smith	at Seattle	7	104
* Sept. 10, 1989	J.T. Smith	at Detroit	10	121
Dec. 10, 1988	Ernie Jones	vs. Philadelphia	6	166
& Nov. 20, 1988	J.T. Smith	at Houston	10	114
& Nov. 13, 1988	Roy Green	vs. N.Y. Giants	9	176
Oct. 9, 1988	Roy Green	vs. Pittsburgh	4	119
Sept. 18, 1988	J.T. Smith	at Tampa Bay	6	103
	Jay Novacek	at Tampa Bay	5	102
Dec. 27, 1987	Roy Green	at Dallas	7	112
	J.T. Smith	at Dallas	11	102
Nov. 29, 1987	J.T. Smith	at Atlanta	10	109
Nov. 8, 1987	Rob Await	vs. Tampa Bay	9	124
Nov. 1, 1987	J.T. Smith	vs. Philadelphia	10	112
Oct. 4, 1987	J.T. Smith	at Washington	6	116
Sept. 20, 1987	Roy Green	at San Diego	7	139
Dec. 7, 1986	J.T. Smith	at Philadelphia	10	131
	Roy Green	at Philadelphia	6	100
* Nov. 16, 1986	J.T. Smith	vs. New Orleans	8	106
* Nov. 9, 1986	J.T. Smith	at San Francisco	10	154
Nov. 28, 1985	Pat Tilley	at Dallas	6	115
Nov. 4, 1985	Pat Tilley	vs. Dallas	6	113
Dec. 16, 1984	Roy Green	at Washington	8	196
	Ottis Anderson	at Washington	12	124
Nov. 18, 1984	Ottis Anderson	at N.Y. Giants	6	112
Nov. 4, 1984	Roy Green	vs. L.A. Rams	5	105

Date	Player	Opponent	Receptions	Yards
* Oct. 21, 1984	Roy Green	vs. Washington	6	163
* Oct. 14, 1984	Roy Green	vs. Chicago	6	166
* Oct. 7, 1984	Roy Green	at Dallas	8	189
Sept. 16, 1984	Roy Green	at Indianapolis	8	183
Nov. 13, 1983	Roy Green	vs. Seattle	6	130
Oct. 24, 1983	Roy Green	vs. N.Y. Giants	6	100
Sept. 18, 1983	Roy Green	vs. San Francisco	8	133
Sept. 11, 1983	Pat Tilley	vs. Dallas	7	105
Jan. 8, 1983	Roy Green	at Green Bay	9	113
<i>(SB Tournament)</i>				
Sept. 19, 1982	Roy Green	vs. Dallas	10	170
Nov. 22, 1981	Pat Tilley	at Baltimore	5	158
Oct. 18, 1981	Pat Tilley	at Atlanta	8	100
Sept. 20, 1981	Roy Green	vs. Washington	4	115
* Nov. 9, 1980	Pat Tilley	vs. Atlanta	6	120
* Nov. 2, 1980	Pat Tilley	vs. Dallas	5	145
Oct. 26, 1980	Mel Gray	at Baltimore	7	101
Sept. 21, 1980	Pat Tilley	at Detroit	10	128
Nov. 25, 1979	Pat Tilley	at Cincinnati	5	134
Sept. 23, 1979	Dave Stief	vs. Washington	6	125
	Pat Tilley	vs. Washington	7	114
Dec. 17, 1978	Dave Stief	vs. Atlanta	9	183
	Pat Tilley	vs. Atlanta	7	105
Nov. 5, 1978	Pat Tilley	vs. N.Y. Giants	4	101
Oct. 22, 1978	Mel Gray	at N.Y. Jets	4	105
Oct. 8, 1978	Mel Gray	vs. Baltimore	6	112
Sept. 24, 1978	Mel Gray	at Dallas	7	107
Sept. 17, 1978	Pat Tilley	vs. Washington	7	123
Nov. 20, 1977	Mel Gray	vs. Philadelphia	4	142
Nov. 25, 1976	Ike Harris	at Dallas	6	113
Nov. 14, 1976	Ike Harris	at Los Angeles	8	130
	Pat Tilley	at Los Angeles	6	120
Oct. 31, 1976	Mel Gray	vs. San Francisco	3	115
* Oct. 17, 1976	Mel Gray	vs. Dallas	7	152
* Oct. 10, 1976	Mel Gray	at Philadelphia	6	103
** Nov. 23, 1975	Mel Gray	at N.Y. Jets	4	116
** Nov. 16, 1975	Mel Gray	vs. Washington	7	109
Oct. 25, 1975	Mel Gray	at N.Y. Giants	7	187
Sept. 28, 1975	Mel Gray	at Dallas	5	114
Nov. 24, 1974	Mel Gray	at N.Y. Giants	5	102
Oct. 27, 1974	Earl Thomas	vs. Washington	4	106
Oct. 13, 1974	Jackie Smith	vs. Dallas	3	110
Oct. 6, 1974	Mel Gray	at San Francisco	3	124
Oct. 28, 1973	Mel Gray	vs. N.Y. Giants	5	125
Oct. 14, 1973	Ahmad Rashad	vs. Philadelphia	5	104
Sept. 23, 1973	Jackie Smith	vs. Washington	5	129
Dec. 17, 1972	Walker Gillette	vs. Philadelphia	4	108
Dec. 10, 1972	Bobby Moore	vs. Los Angeles	2	113
Nov. 12, 1972	Jackie Smith	at Dallas	5	110
Dec. 5, 1971	Mel Gray	vs. Green Bay	3	102
Nov. 21, 1971	John Gilliam	vs. Philadelphia	6	166
Oct. 24, 1971	Jackie Smith	vs. San Francisco	3	103
Oct. 3, 1971	Mel Gray	vs. N.Y. Giants	2	124
Sept. 27, 1971	John Gilliam	vs. N.Y. Jets	6	136
Dec. 20, 1970	John Gilliam	at Washington	5	125
Dec. 13, 1970	Jackie Smith	vs. N.Y. Giants	4	115
	MacArthur Lane	vs. N.Y. Giants	5	106
Dec. 6, 1970	John Gilliam	at Detroit	4	105
Oct. 25, 1970	John Gilliam	at N.Y. Giants	7	119
Oct. 11, 1970	Jackie Smith	vs. New Orleans	5	149
Sept. 18, 1970	John Gilliam	at Los Angeles	5	133
	Jackie Smith	at Los Angeles	4	102
Nov. 9, 1969	Jackie Smith	vs. N.Y. Giants	6	101
Nov. 2, 1969	Dave Williams	vs. New Orleans	8	164
	John Gilliam	vs. New Orleans	5	106
* Oct. 26, 1969	John Gilliam	at Cleveland	4	192
Oct. 5, 1969	John Gilliam	at Pittsburgh	10	197
Sept. 21, 1969	Dave Williams	at Dallas	6	104
Nov. 10, 1968	Bobby Joe Conrad	vs. Pittsburgh	5	133
	Dave Williams	vs. Pittsburgh	5	114
	Jackie Smith	vs. Pittsburgh	5	104
* Nov. 3, 1968	Dave Williams	at Philadelphia	3	100
Oct. 27, 1968	Jackie Smith	vs. New Orleans	4	147
Dec. 17, 1967	Jackie Smith	at N.Y. Giants	8	152
Nov. 23, 1967	Jackie Smith	at Dallas	4	116
Nov. 5, 1967	Jackie Smith	at Washington	4	103
Oct. 30, 1967	Dave Williams	vs. Green Bay	6	147
Oct. 22, 1967	Bobby Joe Conrad	vs. Philadelphia	8	115
	Jackie Smith	vs. Philadelphia	4	116
Oct. 1, 1967	Billy Gambrell	vs. Detroit	5	117



Date	Player	Opponent	Receptions	Yards
Dec. 17, 1966	Billy Grambell	vs. Cleveland	5	111
* Nov. 13, 1966	Jackie Smith	at Pittsburgh	5	106
* Nov. 6, 1966	Jackie Smith	at N.Y. Giants	3	103
Sept. 18, 1966	Jackie Smith	at N.Y. Giants	7	136
Dec. 11, 1965	Bobby Joe Conrad	at Dallas	8	126
Nov. 21, 1965	Jackie Smith	vs. N.Y. Giants	5	105
Nov. 7, 1965	Billy Grambell	vs. Pittsburgh	3	100
Oct. 10, 1965	Bobby Joe Conrad	at Washington	6	121
Sept. 26, 1965	Sonny Randle	at Cleveland	7	198
Sept. 19, 1965	Jackie Smith	at Philadelphia	5	115
Dec. 13, 1964	Jackie Smith	vs. Philadelphia	9	145
Nov. 22, 1964	Bobby Joe Conrad	vs. Philadelphia	5	110
Nov. 1, 1964	Jackie Smith	at N.Y. Giants	5	124
	Bobby Joe Conrad	at N.Y. Giants	6	124
Oct. 4, 1964	Sonny Randle	at Washington	5	139
Sept. 20, 1964	Sonny Randle	at Cleveland	4	121
Dec. 8, 1963	Bobby Joe Conrad	vs. Philadelphia	6	122
Nov. 3, 1963	Joe Childress	vs. N.Y. Giants	5	118
Oct. 27, 1963	Sonny Randle	at Washington	3	102
Oct. 20, 1963	Bobby Joe Conrad	vs. Green Bay	8	112
Oct. 13, 1963	Jackie Smith	vs. Pittsburgh	9	212
Oct. 6, 1963	Sonny Randle	at Minnesota	6	159
Dec. 16, 1962	Taz Anderson	vs. Philadelphia	8	175
	Sonny Randle	vs. Philadelphia	3	134
* Dec. 9, 1962	Sonny Randle	vs. Dallas	5	105
**	Bobby Joe Conrad	vs. Dallas	6	128
** Dec. 2, 1962	Bobby Joe Conrad	at Pittsburgh	7	106
* Nov. 11, 1962	Bobby Joe Conrad	vs. Pittsburgh	4	101
* Nov. 4, 1962	Bobby Joe Conrad	at N.Y. Giants	16	256
Oct. 28, 1962	Sonny Randle	at Dallas	3	144
Oct. 7, 1962	Bobby Joe Conrad	vs. N.Y. Giants	6	105
Sept. 30, 1962	Sonny Randle	at Washington	6	122
Dec. 10, 1961	Sonny Randle	vs. Dallas	7	116
Dec. 3, 1961	Bobby Joe Conrad	vs. Washington	4	128
Oct. 8, 1961	Billy Stacy	vs. N.Y. Giants	3	161
Dec. 18, 1960	Sonny Randle	vs. Pittsburgh	5	115
* Nov. 20, 1960	Sonny Randle	at Washington	11	146
* Nov. 13, 1960	Sonny Randle	at Cleveland	7	104
Sept. 23, 1960	John David Crow	at L.A. Rams	5	125
	Sonny Randle	at L.A. Rams	7	159
* Oct. 4, 1959	Woodley Lewis	vs. Cleveland	8	106
* Sept. 27, 1959	Woodley Lewis	vs. Washington	4	115
Dec. 13, 1958	Joe Childress	at Pittsburgh	8	118
* Nov. 16, 1958	Woodley Lewis	at Philadelphia	7	130
* Nov. 9, 1958	Woodley Lewis	at Washington	4	132
* Nov. 2, 1958	Woodley Lewis	vs. Philadelphia	7	150
Oct. 12, 1958	John David Crow	at Cleveland	4	152
Dec. 14, 1957	Woodley Lewis	vs. Philadelphia	6	162
Nov. 24, 1957	Ollie Matson	vs. N.Y. Giants	2	137
Nov. 3, 1957	Gern Nagler	vs. Philadelphia	6	152
Oct. 20, 1957	Woodley Lewis	at Washington	5	107
Oct. 6, 1957	Gern Nagler	vs. Washington	5	153
Dec. 12, 1954	Don Stonesifer	at Washington	9	144
Nov. 28, 1954	Ollie Matson	at Pittsburgh	5	161

Date	Player	Opponent	Receptions	Yards
Dec. 13, 1953	Gern Nagler	at Chicago Bears	5	109
Nov. 1, 1953	Gern Nagler	vs. N.Y. Giants	10	124
Oct. 18, 1953	Don Stonesifer	at N.Y. Giants	8	112
Dec. 14, 1952	Don Stonesifer	at Chicago Bears	7	111
Oct. 26, 1952	Ollie Matson	vs. Pittsburgh	3	121
Dec. 9, 1951	Fran Polsfoot	vs. Washington	6	121
Nov. 4, 1951	Fran Polsfoot	vs. Cleveland	8	129
Dec. 10, 1950	Bob Shaw	at Pittsburgh	7	128
Nov. 5, 1950	Bob Shaw	vs. Cleveland	5	111
Oct. 22, 1950	Fran Polsfoot	at Washington	5	144
Oct. 2, 1950	Bob Shaw	vs. Baltimore	8	165
Dec. 11, 1949	Charlie Trippi	at Chicago Bears	8	123
Nov. 27, 1949	Bob Ravensberg	vs. Green Bay	5	114
* Nov. 14, 1948	Mal Kutner	at Pittsburgh	6	126
* Nov. 7, 1948	Mal Kutner	vs. Detroit	6	143
Oct. 31, 1948	Billy Dewell	at L.A. Rams	8	144
Oct. 17, 1948	Mal Kutner	at N.Y. Giants	6	128
* Nov. 23, 1947	Mal Kutner	at Washington	8	133
* Nov. 16, 1947	Mal Kutner	vs. Green Bay	5	100
Nov. 2, 1947	Mal Kutner	vs. L.A. Rams	5	108
Oct. 26, 1947	Billy Dewell	vs. Boston	9	116
Sept. 28, 1947	Mal Kutner	vs. Detroit	7	160
Nov. 10, 1946	Mal Kutner	vs. Green Bay	4	127
* Nov. 3, 1946	Billy Dewell	at Boston	6	109
* Oct. 27, 1946	Billy Dewell	vs. L.A. Rams	5	119
Oct. 20, 1946	Mal Kutner	at N.Y. Giants	3	118
Oct. 13, 1946	Billy Dewell	at Detroit	5	132
Nov. 18, 1945	Ed Rucinski	vs. Cleveland Rams	6	100
Nov. 2, 1941	Billy Dewell	at N.Y. Giants	8	131
Oct. 8, 1939	Bill Smith	at Green Bay	6	128
Nov. 27, 1938	Gaynell Tinsley	vs. Cleveland Rams	7	167
Dec. 5, 1937	Gaynell Tinsley	vs. Chicago Bears	6	155
Oct. 10, 1937	Gaynell Tinsley	at Green Bay	6	148
Sept. 24, 1937	Gaynell Tinsley	at Washington	3	167

\* and \*\* - denotes same receiver, consecutive games

### Career 100-Yard Receivers (399 Total):

Larry Fitzgerald - 49; Anquan Boldin - 27; Jackie Smith - 22; Roy Green - 20; Rob Moore - 18; Mel Gray - 17; David Boston - 16; Bobby Joe Conrad - 14; Sonny Randle - 14; Pat Tilley - 14; J.T. Smith - 13; Michael Floyd - 12; Frank Sanders - 12; John Gilliam - 9; DeAndre Hopkins - 9; Mal Kutner - 9; Ernie Jones - 7; Woodley Lewis - 7; Ricky Proehl - 7; Billy Dewell - 6; Steve Breaston - 5; Dave Williams - 5; John Brown - 4; Gary Clark - 4; Christian Kirk - 4; Gaynell Tinsley - 4; Gern Nagler - 4; Andre Roberts - 4; Billy Grambell - 3; Bob Shaw - 3; Don Stonesifer - 3; Fran Polsfoot - 3; Larry Centers - 3; Ollie Matson - 3; J.J. Nelson - 3 Two Each: Ottis Anderson; Rob Await; Joe Childress; John David Crow; A.J. Green; Ike Harris; Trey McBride; Dave Stief; One Each: Ahmad Rashad; Anthony Edwards; Bill Smith; Billy Stacy; Bob Ravensburg; Bobby Moore; Charlie Trippi; Earl Thomas; Ed Rucinski; Jason McAddley; Jay Novacek; Jerheme Urban; MacArthur Lane; MarTay Jenkins; Randal Hill; Taz Anderson; Walker Gillette; Tim Hightower; Early Doucet; Andre Ellington; David Johnson; Jaron Brown; Rondale Moore; Marquise Brown; Greg Dortch.

## ALL-TIME RECEIVING GAMES OF 160+ YARDS

256	Sonny Randle at N.Y. Giants, Nov. 4, 1962 (16 rec., TD)
217	Anquan Boldin at Detroit, Sept. 7, 2003 (10 rec., 2 TD)
212	Jackie Smith vs. Pittsburgh, Oct. 13, 1963 (9 rec., 2 TD)
198	Sonny Randle at Cleveland, Sept. 26, 1965 (7 rec., 3 TD)
197	John Gilliam at Pittsburgh, Oct. 6, 1969 (10 rec., TD)
196	John Brown at Pittsburgh, Oct. 18, 2015 (10 rec.) Roy Green at Washington, Dec. 16, 1984 (8 rec., 2 TD)
193	Michael Floyd at Jacksonville, Nov. 17, 2013 (6 rec., TD)
192	John Gilliam at Cleveland, Oct. 26, 1969 (4 rec., 3 TD)
190	Frank Sanders vs. Dallas, Nov. 15, 1998 (11 rec., TD)
189	Roy Green at Dallas, Oct. 7, 1984 (8 rec., 2 TD)
188	Rob Moore vs. Pittsburgh, Nov. 30, 1997 (8 rec.) Frank Sanders at N.Y. Giants, Nov. 16, 1997 (9 rec., TD)
187	Mel Gray at N.Y. Giants, Oct. 25, 1975 (7 rec., 2 TD)
186	Anquan Boldin at Seattle, Nov. 16, 2008 (13 rec.)
184	David Boston at Cincinnati, Dec. 3, 2000 (9 rec., 2 TD)
183	Roy Green at Indianapolis, Sept. 16, 1984 (8 rec., 2 TD) Dave Stief vs. Atlanta, Dec. 17, 1978 (9 rec., TD)
181	Anquan Boldin at Baltimore, Sept. 23, 2007 (14 rec., 2 TD)
176	Larry Fitzgerald vs. Green Bay, Jan. 16, 2016 (8 rec., TD) Roy Green vs. N.Y. Giants, Nov. 13, 1988 (9 rec., TD)
175	Taz Anderson vs. Philadelphia, Dec. 16, 1962 (8 rec.)

172	Larry Fitzgerald at Minnesota, Nov. 26, 2006 (11 rec.) Larry Centers vs. Dallas, Dec. 25, 1995 (12 rec.)
171	Larry Fitzgerald vs. St. Louis, Dec. 30, 2007 (11 rec., 2 TD)
170	Roy Green vs. Dallas, Sept. 19, 1982 (10 rec., TD)
169	DeAndre Hopkins vs. Philadelphia, Dec. 20, 2020 (9 rec., TD)
167	Gus Tinsley vs. Cleveland, Nov. 27, 1938 (6 rec., TD)
166	Michael Floyd at San Francisco, Dec. 30, 2012 (8 rec., TD) Larry Fitzgerald at Carolina, Jan. 10, 2009 (Div. Playoff) (8 rec., TD) Roy Green at Seattle, Sept. 17, 1989 (8 rec., 3 TD) Ernie Jones vs. Philadelphia, Dec. 10, 1988 (6 rec., TD) Roy Green vs. Chicago, Oct. 14, 1984 (6 rec.) John Gilliam vs. Philadelphia, Nov. 21, 1971 (6 rec.)
165	Bob Shaw vs. Baltimore, Oct. 2, 1950 (8 rec., 5 TD)
164	Dave Williams vs. New Orleans, Nov. 2, 1969 (8 rec., 4 TD)
163	Roy Green vs. Washington, Oct. 21, 1984 (6 rec., 2 TD) Don Stonesifer vs. Washington, Nov. 21, 1954
162	Anquan Boldin vs. Atlanta, Dec. 23, 2007 (13 rec., 2 TD) Anquan Boldin vs. Carolina, Oct. 9, 2005 (10 rec., TD) Woodley Lewis at Philadelphia, Dec. 15, 1957 (6 rec., 3 TD)
161	Billy Stacy vs. N.Y. Giants, Oct. 8, 1961 (3 rec., TD) Ollie Matson at Pittsburgh, Nov. 28, 1954 (5 rec., TD)
160	Larry Fitzgerald vs. Philadelphia, Oct. 26, 2014 (7 rec., TD) Mal Kutner vs. Detroit, Sept. 28, 1947





## 300-YARD PASSING GAMES

Date	Player	Opponent	Att	Comp	Yards	Date	Player	Opponent	Att	Comp	Yards
Oct. 30, 2022	Kyler Murray	at Minnesota	44	31	326	* Nov. 15, 2015	Carson Palmer	at Seattle	47	29	363
Sept. 25, 2022	Kyler Murray	vs. L.A. Rams	58	37	314	* Nov. 1, 2015	Carson Palmer	at Cleveland	38	23	374
Dec. 13, 2021	Kyler Murray	vs. L.A. Rams	49	32	383	Oct. 18, 2015	Carson Palmer	at Pittsburgh	45	29	421
Nov. 21, 2021	Colt McCoy	at Seattle	44	35	328	* Oct. 4, 2015	Carson Palmer	vs. St. Louis	46	29	352
* Sept. 26, 2021	Kyler Murray	at Jacksonville	34	28	316	* Sept. 27, 2015	Carson Palmer	vs. San Francisco	32	20	311
* Sept. 19, 2021	Kyler Murray	vs. Minnesota	36	29	400	Sept. 13, 2015	Carson Palmer	vs. New Orleans	32	19	307
Dec. 20, 2020	Kyler Murray	vs. Philadelphia	36	27	406	Dec. 28, 2014	Ryan Lindley	at San Francisco	39	23	316
Oct. 25, 2020	Kyler Murray	vs. Seattle	48	34	360	* Nov. 16, 2014	Drew Stanton	vs. Detroit	32	21	306
Oct. 11, 2020	Kyler Murray	at N.Y. Jets	37	27	380	* Oct. 26, 2014	Carson Palmer	vs. Philadelphia	42	20	329
Dec. 29, 2019	Kyler Murray	at L.A. Rams	42	26	325	* Sept. 8, 2014	Carson Palmer	vs. San Diego	37	24	304
Nov. 10, 2019	Kyler Murray	at Tampa Bay	44	27	324	Dec. 29, 2013	Carson Palmer	vs. San Francisco	49	28	407
Oct. 13, 2019	Kyler Murray	vs. Atlanta	37	27	340	* Dec. 1, 2013	Carson Palmer	at Philadelphia	41	24	302
* Sept. 15, 2019	Kyler Murray	at Baltimore	40	25	349	* Nov. 24, 2013	Carson Palmer	vs. Indianapolis	37	26	314
* Sept. 8, 2019	Kyler Murray	vs. Detroit	54	29	308	* Nov. 17, 2013	Carson Palmer	at Jacksonville	42	30	419
Oct. 1, 2017	Carson Palmer	vs. San Francisco	51	33	357	Sept. 8, 2013	Carson Palmer	at St. Louis	40	26	327
Sept. 25, 2017	Carson Palmer	vs. Dallas	48	29	325	Nov. 25, 2012	Ryan Lindley	vs. St. Louis	52	31	312
Sept. 17, 2017	Carson Palmer	at Indianapolis	36	19	332	Nov. 4, 2012	John Skelton	at Green Bay	46	23	306
Dec. 18, 2016	Carson Palmer	vs. New Orleans	40	28	318	Sept. 30, 2012	Kevin Kolb	vs. Miami	48	29	324
Dec. 4, 2016	Carson Palmer	vs. Washington	46	30	300	Dec. 18, 2011	John Skelton	vs. Cleveland	46	28	313
* Nov. 13, 2016	Carson Palmer	vs. San Francisco	49	30	376	Nov. 13, 2011	John Skelton	at Philadelphia	40	21	315
* Oct. 30, 2016	Carson Palmer	at Carolina	46	35	363	Sept. 11, 2011	Kevin Kolb	vs. Carolina	27	18	309
* Oct. 23, 2016	Carson Palmer	vs. Seattle	49	29	342	Nov. 14, 2010	Derek Anderson	vs. Seattle	45	23	322
Sept. 18, 2016	Carson Palmer	vs. Tampa Bay	30	17	304	Jan 10, 2010	Kurt Warner	vs. Green Bay (Wild Card)	33	29	379
Jan. 16, 2016	Carson Palmer	vs. Green Bay	41	25	349	Dec. 27, 2009	Kurt Warner	vs. St. Louis	38	24	313
& Dec. 10, 2015	Carson Palmer	at Minnesota	35	25	310	Nov. 15, 2009	Kurt Warner	vs. Seattle	38	29	340
& Dec. 6, 2015	Carson Palmer	vs. St. Louis	40	26	356	* Oct. 11, 2009	Kurt Warner	vs. Houston	38	26	302
* Nov. 22, 2015	Carson Palmer	vs. Cincinnati	31	20	317	* Sept. 27, 2009	Kurt Warner	vs. Indianapolis	52	30	332



In 2015, Carson Palmer set a franchise record with nine 300-yard passing games along with setting single-season records for passing yards, TDs and QB rating.

Feb. 1, 2009	Kurt Warner	vs. Pittsburgh (SBXLIII)	43	31	377
* Nov. 23, 2008	Kurt Warner	vs. N.Y. Giants	52	32	351
* Nov. 16, 2008	Kurt Warner	at Seattle	44	32	395
* Nov. 10, 2008	Kurt Warner	vs. San Francisco	42	32	328
* Nov. 2, 2008	Kurt Warner	at St. Louis	33	22	343
* Oct. 26, 2008	Kurt Warner	at Carolina	49	35	381
Sept. 28, 2008	Kurt Warner	at N.Y. Jets	57	40#	472
Sept. 14, 2008	Kurt Warner	vs. Miami	24	19	361
* Dec. 30, 2007	Kurt Warner	vs. St. Louis	39	23	300
* Dec. 23, 2007	Kurt Warner	vs. Atlanta	52	35	369
Dec. 9, 2007	Kurt Warner	at Seattle	46	28	337
Nov. 25, 2007	Kurt Warner	vs. San Francisco	48	34	484
Dec. 31, 2006	Kurt Warner	at San Diego	32	22	356
+ Nov. 26, 2006	Matt Leinart	at Minnesota	51	31	405
Sept. 10, 2006	Kurt Warner	vs. San Francisco	37	23	301
& Dec. 4, 2005	Kurt Warner	at San Francisco	45	29	354
& Nov. 27, 2005	Kurt Warner	vs. Jacksonville	46	29	315
* Nov. 13, 2005	Kurt Warner	at Detroit	45	29	359
* Nov. 6, 2005	Kurt Warner	vs. Seattle	48	29	334
& Oct. 9, 2005	Josh McCown	vs. Carolina	46	39	398
& Oct. 2, 2005	Josh McCown	vs. San Francisco	46	32	385
Sept. 18, 2005	Kurt Warner	vs. St. Louis	41	28	327

## ALL-TIME PASSING GAMES OF 350+ YARDS

522	Boomer Esiason	at Washington, Nov. 10, 1996 (35-59), OT
484	Kurt Warner	vs. San Francisco, Nov. 25, 2007 (34-48), OT
472	Kurt Warner	at N.Y. Jets, Sept. 28, 2008 (40-57)
468	Neil Lomax	at Washington, Dec. 16, 1984 (37-46)
465	Jake Plummer	vs. Dallas, Nov. 15, 1998 (31-56)
457	Neil Lomax	at San Diego, Sept. 20, 1987 (32-61)
431	Steve Beuerlein	at Seattle, Dec. 19, 1993 (34-53), OT
428	Charley Johnson	vs. Pittsburgh, Oct. 13, 1963 (21-42)
421	Carson Palmer	at Pittsburgh, Oct. 18, 2015 (29-45)
419	Carson Palmer	at Jacksonville, Nov. 17, 2013 (30-42)
413	Dave Krieg	vs. Atlanta, Nov. 26, 1995 (27-43), OT
407	Carson Palmer	vs. San Francisco, Dec. 29, 2013 (28-49)
406	Kyler Murray	vs. Philadelphia, Dec. 20, 2020 (27-36)
405	Matt Leinart	at Minnesota, Nov. 26, 2006 (31-51)
400	Kyler Murray	vs. Minnesota, Sept. 19, 2021 (29-36)
398	Josh McCown	vs. Carolina, Oct. 9, 2005 (29-46)
396	Jake Plummer	vs. Green Bay, Jan. 2, 2000 (35-57)
395	Kurt Warner	at Seattle, Nov. 16, 2008 (32-44)
394	Jake Plummer	vs. New Orleans, Dec. 20, 1998 (32-44)
390	Neil Lomax	at Philadelphia, Dec. 7, 1986 (30-48), OT
388	Jake Plummer	at N.Y. Giants, Nov. 16, 1997 (22-33)
	Neil Lomax	vs. Dallas, Nov. 11, 1984 (27-52)
386	Charley Johnson	vs. Philadelphia, Dec. 16, 1962 (17-32)
385	Josh McCown	vs. San Francisco, Oct. 2, 2005 (32-46)
	Neil Lomax	at Green Bay, Jan. 8, 1983 (32-51)*
384	Neil Lomax	vs. Philadelphia, Dec. 11, 1988 (29-50)
383	Kyler Murray	vs. L.A. Rams, Dec. 13, 2021 (32-49)
	Chris Chandler	at Dallas, Sept. 20, 1992 (28-43)
	Charley Johnson	at Philadelphia, Sept. 19, 1965 (20-43)
381	Kurt Warner	at Carolina, Oct. 26, 2008 (35-49)
	Tim Rosenbach	vs. N.Y. Giants, Dec. 23, 1990 (23-41)
380	Kyler Murray	at N.Y. Jets, Oct. 11, 2020 (27-37)
379	Kurt Warner	vs. Green Bay, Jan. 10, 2010 (29-33)
377	Kurt Warner	vs. Pittsburgh, Feb. 1, 2009 (31-43) (SB XLIII)
376	Carson Palmer	vs. San Francisco, Nov. 13, 2016 (30-49)
374	Carson Palmer	at Cleveland, Nov. 1, 2015 (23-38)
	Charley Johnson	vs. New Orleans, Nov. 2, 1969 (20-37)
371	Charley Johnson	vs. Philadelphia, Dec. 13, 1964 (28-49)
369	Kurt Warner	vs. Atlanta, Dec. 23, 2007 (35-52), OT
	Neil Lomax	at Atlanta, Nov. 29, 1987 (25-42)
367	Boomer Esiason	vs. Philadelphia, Nov. 24, 1996 (24-43)
366	Kent Graham	vs. St. Louis, Sept. 27, 1996 (37-58), OT
365	Charley Johnson	at N.Y. Giants, Nov. 4, 1962 (26-41)
363	Carson Palmer	at Carolina, Oct. 30, 2016 (35-46)
	Carson Palmer	at Seattle, Nov. 15, 2015 (29-47)
361	Kurt Warner	vs. Miami, Sept. 14, 2008 (19-24)
	Neil Lomax	vs. Washington, Oct. 21, 1984 (20-38)
360	Kyler Murray	vs. Seattle, Oct. 25, 2020 (34-48), OT
359	Kurt Warner	at Detroit, Nov. 13, 2005 (29-45)
358	Jeff Blake	at Detroit, Sept. 7, 2003 (28-46)
357	Carson Palmer	vs. San Francisco, Oct. 1, 2017 (33-51)
356	Carson Palmer	at St. Louis, Dec. 6, 2015 (26-40)
	Kurt Warner	at San Diego, Jan. 1, 2007 (22-32)
354	Kurt Warner	at San Francisco, Dec. 4, 2005 (29-45)
	Neil Lomax	at Dallas, Oct. 7, 1984 (19-29)
352	Carson Palmer	vs. St. Louis, Oct. 4, 2015 (29-46)
353	Neil Lomax	vs. N.Y. Giants, Nov. 13, 1988 (23-35)
	Jim Hart	vs. Minnesota, Nov. 11, 1974 (28-42)
	Jim Hart	vs. Pittsburgh, Nov. 10, 1968 (17-40)
351	Kurt Warner	vs. N.Y. Giants, Nov. 23, 2008 (32-52)



Date	Player	Opponent	Att	Comp	Yards
Dec. 12, 2004	Josh McCown	vs. San Francisco	44	26	307
Nov. 21, 2004	Shaun King	at Carolina	52	28	343
Nov. 9, 2003	Jeff Blake	at Pittsburgh	43	23	307
Sept. 7, 2003	Jeff Blake	at Detroit	46	28	358
Nov. 18, 2001	Jake Plummer	vs. Detroit	33	21	334
Sept. 3, 2000	Jake Plummer	at N.Y. Giants	49	28	318
Jan. 2, 2000	Jake Plummer	vs. Green Bay	57	35	396
Dec. 20, 1998	Jake Plummer	vs. New Orleans	44	32	394
Nov. 15, 1998	Jake Plummer	vs. Dallas	56	31	465
Dec. 7, 1997	Jake Plummer	vs. Washington	38	19	337
Nov. 16, 1997	Jake Plummer	at N.Y. Giants	33	22	388
Sept. 28, 1997	Kent Graham	at Tampa Bay	52	31	339
Nov. 24, 1996	Boomer Esiason	vs. Philadelphia	43	24	367
Nov. 10, 1996	Boomer Esiason	at Washington	59	35	522#
Sept. 27, 1996	Kent Graham	vs. St. Louis	58	37	366
Dec. 24, 1995	Jay Schroeder	at Atlanta	42	26	317
Nov. 26, 1995	Dave Krieg	vs. Atlanta	43	27	413
* Oct. 8, 1995	Dave Krieg	at N.Y. Giants	38	23	305
* Oct. 1, 1995	Dave Krieg	vs. Kansas City	41	25	308
* Sept. 24, 1995	Dave Krieg	at Dallas	33	24	324
Dec. 19, 1993	Steve Beuerlein	at Seattle	53	34	431
Oct. 24, 1993	Steve Beuerlein	at San Francisco	50	26	334
Sept. 20, 1992	Chris Chandler	at Dallas	43	28	383
Sept. 29, 1991	Tom Tupa	vs. New England	28	17	312
* Dec. 29, 1990	Timm Rosenbach	vs. Philadelphia	31	19	301
* Dec. 23, 1990	Timm Rosenbach	vs. N.Y. Giants	41	23	381
Dec. 11, 1988	Neil Lomax	vs. Philadelphia	50	29	384
* Nov. 13, 1988	Neil Lomax	vs. N.Y. Giants	35	23	353
* Nov. 6, 1988	Neil Lomax	vs. San Francisco	41	25	323
Dec. 16, 1988	Neil Lomax	at Washington	44	26	332
Oct. 2, 1988	Neil Lomax	at L.A. Rams	43	28	342
Dec. 27, 1987	Neil Lomax	at Dallas	54	28	314
Nov. 29, 1987	Neil Lomax	at Atlanta	42	25	369
Nov. 8, 1987	Neil Lomax	vs. Tampa Bay	36	25	314
Sept. 20, 1987	Neil Lomax	at San Diego	61#	32	457
Dec. 7, 1986	Neil Lomax	at Philadelphia	48	30	390
Nov. 28, 1985	Neil Lomax	at Dallas	43	28	319
* Dec. 16, 1984	Neil Lomax	at Washington	46	37	468
* Dec. 9, 1984	Neil Lomax	vs. N.Y. Giants	33	23	300
& Nov. 11, 1984	Neil Lomax	vs. Dallas	52	27	388
& Nov. 4, 1984	Neil Lomax	vs. L.A. Rams	52	34	341
Oct. 21, 1984	Neil Lomax	vs. Washington	38	20	361
* Oct. 7, 1984	Neil Lomax	at Dallas	29	19	354

Date	Player	Opponent	Att	Comp	Yards
* Sept. 30, 1984	Neil Lomax	vs. Miami	37	22	308
Jan. 8, 1983	Neil Lomax	at Green Bay	51	32	385
<i>(SB Tournament)</i>					
Nov. 1, 1981	Jim Hart	at Washington	39	24	305
Nov. 9, 1980	Jim Hart	vs. Atlanta	43	25	344
Sept. 7, 1980	Jim Hart	vs. N.Y. Giants	31	18	322
Nov. 25, 1979	Jim Hart	at Cincinnati	38	23	329
Sept. 23, 1979	Jim Hart	vs. Washington	43	24	306
Dec. 17, 1978	Jim Hart	vs. Atlanta	40	22	333
Nov. 14, 1976	Jim Hart	at L.A. Rams	33	20	324
Oct. 17, 1976	Jim Hart	vs. Dallas	33	22	346
Sept. 28, 1975	Jim Hart	at Dallas	32	15	314
Nov. 11, 1974	Jim Hart	vs. Minnesota	42	28	353
Dec. 17, 1972	Jim Hart	vs. Philadelphia	30	19	334
Nov. 2, 1969	Charley Johnson	vs. New Orleans	37	20	374
* Oct. 26, 1969	Charley Johnson	at Cleveland	30	15	306
* Nov. 10, 1968	Jim Hart	vs. Pittsburgh	40	17	353
Oct. 30, 1967	Jim Hart	vs. Green Bay	29	16	317
Oct. 1, 1967	Jim Hart	vs. Detroit	27	19	313
Nov. 21, 1965	Buddy Humphrey	vs. N.Y. Giants	39	22	320
* Sept. 26, 1965	Charley Johnson	at Cleveland	19	11	310
* Sept. 19, 1965	Charley Johnson	at Philadelphia	43	20	383
Dec. 13, 1964	Charley Johnson	vs. Philadelphia	49	28	371
Nov. 1, 1964	Charley Johnson	at N.Y. Giants	29	15	306
Dec. 8, 1963	Charley Johnson	vs. Philadelphia	29	14	315
* Oct. 13, 1963	Charley Johnson	vs. Pittsburgh	42	21	428
* Oct. 6, 1963	Charley Johnson	vs. Minnesota	42	21	301
& Dec. 16, 1962	Charley Johnson	vs. Philadelphia	32	17	386
& Dec. 9, 1962	Charley Johnson	vs. Dallas	27	13	302
Nov. 4, 1962	Charley Johnson	at N.Y. Giants	41	26	365
Sept. 28, 1947	Paul Christman	vs. Detroit	24	16	320
Dec. 5, 1937	Pat Coffee	vs. Chicago Bears	33	15	306

+ denotes NFL rookie record  
# denotes team record  
\* and # denotes consecutive games

**Career 300-Yard Passers (147 total)**

Carson Palmer - 25; Kurt Warner - 22; Neil Lomax - 19; Jim Hart - 14; Kyler Murray - 13; Charley Johnson - 12; Jake Plummer - 7; Dave Krieg - 4; Josh McCown - 3; John Skelton - 3; 2 each: Steve Beuerlein, Jeff Blake, Boomer Esiason, Kent Graham, Kevin Kolb, Ryan Lindley; Timm Rosenbach; 1 each: Derek Anderson, Chris Chandler, Paul Christman, Pat Coffee, Buddy Humphrey, Shaun King, Matt Leinart, Colt McCoy; Jay Schroeder, Drew Stanton, Tom Tupa.

**INDIVIDUAL SCORING RECORDS**

**TOTAL POINTS**

**Career**

1,380.....Jim Bakken, 1962-78 (282 FG, 534 PAT)  
732.....Larry Fitzgerald, 2004-20 (121 TD, 2-pt conv, 3x)  
699.....Neil Rackers, 2003-09 (161 FG, 216 PAT)  
474.....Greg Davis, 1991-96 (114 FG, 132 PAT)  
439.....Neil O'Donoghue, 1980-85 (86 FG, 181 PAT)

**Season**

140.....Neil Rackers, 2005 (40 FG, 20 PAT)  
137.....Matt Prater, 2021 (30 FG, 47 PAT)  
Chandler Catanzaro, 2015 (28 FG, 53 PAT)  
127.....Zane Gonzalez, 2019 (31 FG, 34 PAT)  
Jay Feely, 2013 (30 FG, 37 PAT)  
122.....David Johnson, 2016 (20 TD, 2-pt. conv.)

**Game**

\*40.....Ernie Nevers vs. Chicago, Nov. 28, 1929 (6 TD, 4 PAT)  
30.....Bob Shaw vs. Baltimore, Oct. 2, 1950 (5 TD)  
27.....Paddy Driscoll vs. Rochester, Oct. 7, 1923 (4 TD, 3 PAT)  
25.....Jay Feely vs. Denver, Dec. 12, 2010 (5 FG, 4 PAT, TD)  
Bobby Joe Conrad vs. Washington, Sept. 27, 1959 (3 TD, 7 PAT)  
\*NFL Record

**TOUCHDOWNS**

**Career**

121.....Larry Fitzgerald, 2004-20  
69.....Roy Green, 1979-90  
60.....Sonny Randle, 1959-66  
51.....Ottis Anderson, 1979-86  
John David Crow, 1958-64  
50.....Ollie Matson, 1952, '54-58  
49.....David Johnson, 2015-19  
46.....Mel Gray, 1971-82  
45.....Anquan Boldin, 2003-09  
43.....Jackie Smith, 1963-77  
42.....Stump Mitchell, 1981-90  
Bobby Joe Conrad, 1958-68  
Wayne Morris, 1976-83

**Season**

20.....David Johnson, 2016  
18.....James Conner, 2021  
17.....John David Crow, 1966  
15.....Sonny Randle, 1960  
Mal Kutner, 1948  
14.....Roy Green, 1983

**Game**

\*\*6.....Ernie Nevers vs. Chicago, Nov. 28, 1929  
5.....Bob Shaw vs. Baltimore, Oct. 2, 1950  
4.....Kenyan Drake vs. Cleveland, Dec. 15, 2019  
Ronald Moore vs. L.A. Rams, Dec. 5, 1993  
Roy Green vs. Seattle, Nov. 13, 1983  
Wayne Morris vs. New Orleans, Oct. 23, 1977  
MacArthur Lane at Philadelphia, Oct. 18, 1970  
Dave Williams vs. New Orleans, Nov. 2, 1969  
John David Crow vs. Philadelphia, Dec. 16, 1962  
Ollie Matson vs. Washington, Nov. 21, 1954  
Paddy Driscoll vs. Rochester, Oct. 7, 1923  
\*\*Ties NFL record

**FIELD GOALS MADE**

**Career**

282.....Jim Bakken, 1962-78  
161.....Neil Rackers, 2003-09  
114.....Greg Davis, 1991-96  
98.....Jay Feely, 2010-13  
86.....Neil O'Donoghue, 1980-85

**Season**

40.....Neil Rackers, 2005 (42 att.)  
32.....Phil Dawson, 2017 (40 att.)  
31.....Zane Gonzalez, 2019 (35 att.)  
30.....Matt Prater, 2021 (37 att.)  
Jay Feely, 2013 (36 att.)  
Greg Davis, 1995 (39 att.)



### Game

- 7.....Jim Bakken at Pittsburgh, Sept. 24, 1967
- 6.....Neil Rackers vs. San Francisco, Oct. 2, 2005 (Mexico City)  
Jim Bakken at Atlanta, Dec. 9, 1973
- 5.....Phil Dawson at Washington, Dec. 23, 2017  
Chandler Catanzaro vs. St. Louis, Oct. 4, 2015  
Jay Feely vs. Denver, Dec. 12, 2010  
Jim Bakken at Green Bay, Sept. 29, 1976  
Jim Bakken vs. Philadelphia, Dec. 13, 1964

### LONGEST FIELD GOALS

- 62.....Matt Prater vs. Dallas, Sept. 24, 2023  
Matt Prater vs. Minnesota, Sept. 19, 2021
- 61.....Jay Feely vs. Buffalo, Oct. 14, 2012
- 60.....Chandler Catanzaro at Buffalo, Sept. 25, 2016
- 58.....Matt Prater vs. San Francisco, Dec. 17, 2023
- 57.....Matt Prater at Houston, Nov. 18, 2023  
Matt Prater at Atlanta, Jan. 1, 2022  
Zane Gonzalez at San Francisco, Sept. 13, 2020  
Phil Dawson vs. Jacksonville, Nov. 26, 2017
- 56.....Matt Prater vs. Atlanta, Nov. 12, 2023  
Matt Prater vs. Tampa Bay, Dec. 25, 2022  
Zane Gonzalez at San Francisco, Sept. 11, 2020  
Chandler Catanzaro at Miami, Dec. 11, 2016

### FIELD GOALS ATTEMPTED

#### Career

- 447.....Jim Bakken, 1962-78
- 195.....Neil Rackers, 2003-09
- 163.....Greg Davis, 1991-96
- 141.....Neil O'Donoghue, 1980-85
- 115.....Jay Feely, 2010-13

#### Season

- 42.....Neil Rackers, 2005
- 40.....Phil Dawson, 2017  
Jim Bakken, 1966
- 39.....Greg Davis, 1995  
Jim Bakken, 1967
- 38.....Jim Bakken, 1964

#### Game

- \*9.....Jim Bakken at Pittsburgh, Sept. 24, 1967
  - 7.....Jim Bakken at Atlanta, Dec. 9, 1973  
Jim Bakken at Atlanta, Dec. 11, 1966
- \*NFL record**

### MOST CONSECUTIVE FIELD GOALS

- 31.....Neil Rackers (Games 1-10, 2005)
- 20.....Zane Gonzalez (Games 5-15, 2019)
- 19.....Chandler Catanzaro (Games 7-15, 2015)  
Jay Feely (Games 11-16, 2011-Games 1-5, 2012)
- 18.....Jay Feely (Games 3-13, 2010)
- 17.....Chandler Catanzaro (Games 1-9, 2014)  
Jay Feely (Games 2-10, 2013)



**Jim Bakken is the all-time leader in points scored in Cardinals history with 1,380.**

### MOST CONSECUTIVE GAMES KICKING A FG

- 19.....Jim Bakken, 1966-67
- 13.....Zane Gonzalez, 2018-19  
Neil Rackers, 2005-06
- 12.....Neil Rackers, 2004-05  
Neil O'Donoghue, 1984

### BEST FIELD GOAL PERCENTAGE

#### Season (min. 10 att.)

- .952.....Neil Rackers, 2005 (40-42)
- .941.....Neil Rackers, 2009 (16-17)
- .903.....Chandler Catanzaro, 2015 (28-31)
- .893.....Jay Feely, 2012 (25-28)  
Neil Rackers, 2008 (25-28)

### PATS SCORED

#### Career

- 534.....Jim Bakken, 1962-78
- 216.....Neil Rackers, 2003-09
- 181.....Neil O'Donoghue, 1980-85
- 164.....Pat Harder, 1946-50
- 132.....Greg Davis, 1991-96

#### Season

- 53.....Chandler Catanzaro, 2015  
Pat Harder, 1948
- 48.....Neil O'Donoghue, 1984
- 47.....Matt Prater, 2021  
Neil Rackers, 2007
- 45.....Pat Harder, 1949  
Neil O'Donoghue, 1983

#### Game

- 9/9.....Pat Harder at N.Y. Giants, Oct. 17, 1948
- 8/8.....Pat Harder vs. Detroit, Nov. 7, 1948
- 8/9.....Pat Harder at N.Y. Bulldogs, Oct. 13, 1949  
Jim Bakken at Minnesota, Oct. 6, 1963

#### Most Consecutive PATs

- 136.....Greg Davis, Sept. 1, 1991-Nov. 3, 1996 (19 in 1991, 28 in 1992, 37 in 1993, 21 in 1994, 19 in 1995, 12 in 1996)
- 124.....Jay Feely (29 in 2010, 33 in 2011, 25 in 2012, 37 in 2013)  
Jim Bakken (44 in 1963, 40 in 1964, 33 in 1965, 7 in 1966)
- 113.....Neil Rackers (33 in 2007, 44 in 2008, 36 in 2009)
- 102.....Neil Rackers (8 in 2003, 28 in 2004, 20 in 2005, 32 in 2006, 14 in 2007)

#### Most PATs (No Misses) In One Season

- 53.....Pat Harder, 1948
- 44.....Neil Rackers, 2008  
Jim Bakken, 1963
- 40.....Jim Bakken, 1964, '68

#### Most PATs (No Misses) In One Game

- 9.....Pat Harder at N.Y. Giants, Oct. 17, 1948
- 8.....Pat Harder vs. Detroit, Nov. 7, 1948  
Jim Bakken at Minnesota, Oct. 6, 1983

### MOST CONSECUTIVE GAMES SCORING TD

- 7.....James Conner, 2021  
John David Crow, 1959-60  
Mal Kutner, 1947-48
- 6.....James Conner, 2022  
Anquan Boldin, 2008
- 5.....19 times, most recently by James Conner, 2023

### MOST CONSECUTIVE GAMES SCORING

- 79.....Jim Bakken (Sept. 14, 1963-Nov. 10, 1968)
- 65.....Neil Rackers (Dec. 11, 2005-Dec. 14, 2009)
- 44.....Jay Feely (Sept. 12, 2010-Dec. 2, 2012)
- 41.....Greg Davis (Nov. 3, 1991-Sept. 11, 1994)
- 34.....Neil Rackers (Nov. 16, 2003-Nov. 27, 2005)  
Bobby Joe Conrad (Sept. 28, 1958-Nov. 27, 1960)





**INDIVIDUAL RUSHING RECORDS**

**TOTAL RUSHING YARDS**

**Career**  
 7,999.....Ottis Anderson, 1979-86  
 4,649.....Stump Mitchell, 1981-89  
 3,863.....Jim Otis, 1973-78  
 3,608.....Johnny Roland, 1966-72  
 3,506.....Charley Trippi, 1947-55

**Season**  
 1,605.....Ottis Anderson, 1979  
 1,376.....Ottis Anderson, 1981  
 1,352.....Ottis Anderson, 1980  
 1,270.....Ottis Anderson, 1983  
 1,239.....David Johnson, 2016  
 1,222.....Edgerrin James, 2007  
 1,174.....Ottis Anderson, 1984  
 1,159.....Edgerrin James, 2006  
 1,076.....Jim Otis, 1975  
 1,071.....John David Crow, 1960  
 1,070.....Garrison Hearst, 1995  
 1,047.....Beanie Wells, 2011  
 1,042.....Adrian Murrell, 1998  
 1,040James Conner, 2023  
 1,018.....Ronald Moore, 1993  
 1,006.....Stump Mitchell, 1985

**Game**  
 228.....Beanie Wells at St. Louis, Nov. 27, 2011 (27 att.)  
 214.....LeShon Johnson at New Orleans, Sept. 22, 1996 (21 att.)  
 203.....John David Crow vs. Pittsburgh, Dec. 18, 1960 (24 att.)  
 193.....Ottis Anderson vs. Dallas, Sept. 2, 1979 (21 att.)  
 187.....David Johnson at Philadelphia, Dec. 20, 2015 (29 att.)

**RUSHING ATTEMPTS**

**Career**  
 1,859.....Ottis Anderson, 1979-86  
 1,011.....Jim Otis, 1973-78  
 986.....Stump Mitchell, 1981-89  
 962.....Johnny Roland, 1966-72  
 894.....Wayne Morris, 1976-83

**Season**  
 337.....Edgerrin James, 2006  
 331.....Ottis Anderson, 1979  
 328.....Ottis Anderson, 1981  
 324.....Edgerrin James, 2007  
 301.....Ottis Anderson, 1980

**Game**  
 37.....Adrian Peterson at San Francisco, Nov. 5, 2017 (159 yards)  
 36.....Edgerrin James vs. Chicago, Oct. 16, 2006 (55 yards)  
 Ronald Moore vs. Philadelphia, Nov. 7, 1993 (160 yards)  
 Johnny Johnson vs. N.Y. Giants, Dec. 12, 1992 (156 yards)  
 Wayne Morris at Washington, Nov. 19, 1978 (123 yards)  
 35.....Marcel Shipp vs. San Francisco, Oct. 26, 2003 (165 yards)  
 George Grosvenor vs. Green Bay, Dec. 4, 1936  
 33.....David Johnson vs. Seattle, Oct. 23, 2016 (113 yards)  
 Jim Otis at Chicago, Dec. 14, 1975 (147 yards)  
 32.....Adrian Murrell at Philadelphia, Dec. 13, 1998 (174 yards)  
 Ronald Moore at Atlanta, Jan. 2, 1994 (96 yards)

**TOUCHDOWNS RUSHING**

**Career**  
 46.....Ottis Anderson, 1979-86  
 37.....Wayne Morris, 1976-83  
 33.....David Johnson, 2015-19  
 John David Crow, 1958-64  
 32.....Stump Mitchell, 1981-89

**Season**  
 16.....David Johnson, 2016  
 15.....James Conner, 2021  
 14.....John David Crow, 1962  
 12.....Ernie Nevers, 1929  
 11.....Kyler Murray, 2020  
 MacArthur Lane, 1970  
 10.....Kenyan Drake, 2020  
 Beanie Wells, 2011  
 Tim Hightower, 2008  
 Donny Anderson, 1973  
 Johnny Roland, 1967

**Game**  
 \*6.....Ernie Nevers vs. Chicago, Nov. 28, 1929  
 4.....Kenyan Drake vs. Cleveland, Dec. 15, 2019  
 Ronald Moore vs. L.A. Rams, Dec. 5, 1993  
 Wayne Morris vs. New Orleans, Oct. 23, 1977  
 Paddy Driscoll vs. Rochester, Oct. 17, 1923  
 \*NFL record

**RUSHING AVERAGE**

**Career (min. 500 att.)**  
 5.1.....Charley Trippi, 1947-55 (687 att., 3,511 yards)  
 4.7.....Stump Mitchell, 1981-89 (943 att., 4,484 yards)  
 4.6.....Terry Metcalf, 1973-77 (748 att., 3,438 yards)  
 4.5.....John David Crow, 1958-64 (784 att., 3,489 yards)  
 4.4.....Ollie Matson, 1952, '54-58 (761 att., 3,331 yards)

**Season (min. 100 att.)**  
 6.2.....Kyler Murray, 2020 (133 att., 819 yards)  
 5.9.....John David Crow, 1960 (183 att., 1,071 yards)  
 5.5.....Andre Ellington, 2013 (118 att., 652 yards)  
 Stump Mitchell, 1985 (182 att., 1,006 yards)  
 5.4.....Elmer Angsman, 1949 (125 att., 674 yards)  
 Charley Trippi, 1948 (128 att., 690 yards)  
 5.2.....Kenyan Drake, 2019 (123 att., 643 yards)  
 5.1.....Chase Edmonds, 2021 (116 att., 592 yards)  
 5.0.....James Conner, 2023 (208 att., 1,040 yards)  
 Terry Metcalf, 1977 (149 att., 739 yards)  
 Ollie Matson, 1954 (101 att., 506 yards)  
 Charley Trippi, 1949 (112 att., 558 yards)

**Game (min. 10 attempts)**  
 13.0.....Charley Trippi at Washington, Sept. 26, 1949 (10 att., 130 yards)  
 12.7.....Bobby Joe Conrad vs. Washington, Sept. 27, 1959 (11 att., 140 yards)  
 11.9.....Ollie Matson at Washington, Oct. 20, 1957 (13 att., 155 yards)  
 11.2.....Charley Trippi at Chicago, Dec. 16, 1951 (13 att., 145 yards)  
 10.8.....Stump Mitchell vs. Washington, Dec. 21, 1985 (12 att., 129 yards)

**LONGEST RUNS**

83.....John David Crow vs. Washington, Oct. 4, 1958 (TD)  
 82.....Elmer Angsman vs. Detroit, Oct. 23, 1949 (TD)  
 80.....Kenyan Drake at Seattle, Dec. 22, 2019 (TD)  
 Andre Ellington vs. Atlanta, Oct. 27, 2013 (TD)  
 Tim Hightower at Atlanta, Sept. 19, 2010 (TD)  
 Paddy Driscoll vs. Kansas City, Oct. 18, 1925 (TD)  
 79.....Ollie Matson vs. Pittsburgh, Nov. 25, 1956  
 Ollie Matson vs. Washington, Nov. 21, 1954

**MOST CONSECUTIVE GAMES TDS RUSHING**

5.....James Conner, 2021  
 Kyler Murray, 2020  
 Ottis Anderson, 1983-84  
 Donny Anderson, 1972-73  
 MacArthur Lane, 1970  
 Elmer Angsman, 1948  
 4.....Kenyan Drake, 2020  
 Beanie Wells, 2011  
 Tim Hightower, 2009  
 John David Crow, 1964  
 Ollie Matson, 1957  
 Pat Harder, 1946-47 and '47 (twice)

**MOST 100-YARD RUSHING GAMES**

**Career**  
 34.....Ottis Anderson, 1979-86  
 14.....Stump Mitchell, 1981-89  
 9.....Jim Otis, 1973-77  
 8.....Edgerrin James, 2006-2008  
 6.....David Johnson, 2015-19  
 Johnny Johnson, 1990-92  
 Johnny Roland, 1966-72  
 Ollie Matson, 1954-57

**Season**  
 9.....Ottis Anderson, 1979  
 7.....Ottis Anderson, 1979  
 6.....Ottis Anderson, 1980  
 5.....Jim Otis, 1976



**Charley Trippi's 5.1-yard rushing average is the best career average in Cardinals history.**



## INDIVIDUAL PASSING RECORDS

### TOTAL PASSING YARDS

#### Career

34,639.....Jim Hart, 1966-83  
 22,771.....Neil Lomax, 1981-89  
 17,622.....Jake Plummer, 1997-02  
 16,782.....Carson Palmer, 2013-17  
 15,843.....Kurt Warner, 2005-09  
 15,647.....Kyler Murray, 2019-

#### Season

4,671.....Carson Palmer, 2015  
 4,614.....Neil Lomax, 1984  
 4,583.....Kurt Warner, 2008  
 4,274.....Carson Palmer, 2013  
 4,233.....Carson Palmer, 2016

#### Game

522.....Boomer Esiason at Washington, Nov. 10, 1996, OT (35 comp, 59 att.)  
 484.....Kurt Warner vs. San Francisco, Nov. 25, 2007, OT (34 comp., 48 att.)  
 472.....Kurt Warner at N.Y. Jets, Sept. 28, 2008 (40 comp., 57 att.)  
 468.....Neil Lomax at Washington, Dec. 16, 1984 (37 comp., 46 att.)  
 465.....Jake Plummer vs. Dallas, Nov. 15, 1998 (31 comp., 56 att.)

### PASS ATTEMPTS

#### Career

5,069.....Jim Hart, 1966-83  
 3,153.....Neil Lomax, 1981-89  
 2,754.....Jake Plummer, 1997-02  
 2,239.....Kyler Murray, 2019-  
 2,197.....Carson Palmer, 2013-17

#### Season

598.....Kurt Warner, 2008 (401 comp.)  
 597.....Carson Palmer, 2016 (364 comp.)  
 572.....Carson Palmer, 2013 (362 comp.)  
 560.....Neil Lomax, 1984 (345 comp.)  
 558.....Kyler Murray, 2020 (375 comp.)

#### Game

61.....Neil Lomax at San Diego, Sept. 20, 1987 (32 comp., 457 yards)  
 59.....Boomer Esiason at Wash., Nov. 10, 1996-OT (35 comp., 522 yards)  
 58.....Kyler Murray vs. L.A. Rams, Sept. 18, 2022 (37 comp., 314 yards)  
 Kent Graham vs. St. Louis Rams, Sept. 29, 1996, OT (37 comp., 366 yards)  
 57.....Kurt Warner at N.Y. Jets, Sept. 28, 2008 (40 comp., 472 yards)  
 Jake Plummer at Green Bay, Jan. 2, 2000 (35 comp., 396 yards)

### PASS COMPLETIONS

#### Career

2,590.....Jim Hart, 1966-83  
 1,817.....Neil Lomax, 1981-89  
 1,540.....Jake Plummer, 1997-02  
 1,492.....Kyler Murray, 2019-  
 1,373.....Carson Palmer, 2013-17

#### Season

401.....Kurt Warner, 2008 (598 att.)  
 375.....Kyler Murray, 2020 (558 att.)  
 364.....Carson Palmer, 2016 (597 att.)  
 362.....Carson Palmer, 2013 (572 att.)  
 349.....Kyler Murray, 2019 (542 att.)

#### Game

40.....Kurt Warner at N.Y. Jets, Sept. 28, 2008 (57 att., 472 yards)  
 37.....Kyler Murray vs. L.A. Rams, Sept. 18, 2022 (58 att., 314 yards)  
 Kent Graham vs. St. Louis, Sept. 29, 1996, OT (58 att., 366 yards)  
 Neil Lomax at Washington, Dec. 16, 1984 (46 att., 468 yards)  
 35.....Carson Palmer at Carolina, Oct. 30, 2016 (46 att., 363 yards)  
 Kurt Warner at Carolina, Oct. 26, 2008 (49 att., 381 yards)  
 Kurt Warner vs. Atlanta, Dec. 23, 2007, OT (52 att., 369 yards)  
 Jake Plummer at Green Bay, Jan. 2, 2000 (57 att., 396 yards)  
 Boomer Esiason at Wash., Nov. 10, 1996, OT (59 att., 522 yards)



**QB Jim Hart is the franchise leader in career passing attempts, completions, yardage and touchdowns.**

### TOUCHDOWN PASSES

#### Career

209.....Jim Hart, 1966-83  
 136.....Neil Lomax, 1981-89  
 108.....Charley Johnson, 1961-69  
 105.....Carson Palmer, 2013-17  
 100.....Kurt Warner, 2005-09

#### Season

35.....Carson Palmer, 2015  
 30.....Kurt Warner, 2008  
 28.....Charley Johnson, 1963  
 Neil Lomax, 1984  
 27.....Kurt Warner, 2007

#### Game

6.....Charley Johnson vs. New Orleans, Nov. 2, 1969  
 Charley Johnson at Cleveland, Sept. 26, 1965  
 Jim Hardy vs. Baltimore, Oct. 2, 1950  
 5.....Kurt Warner at Chicago, Nov. 8, 2009  
 Charley Johnson vs. Dallas, Dec. 9, 1962  
 4.....Kyler Murray at Cleveland, Oct. 17, 2021  
 Kyler Murray at Tennessee, Sept. 12, 2021  
 Carson Palmer vs. Cincinnati, Nov. 22, 2015  
 Carson Palmer at Cleveland, Nov. 1, 2015  
 Carson Palmer at Chicago, Sept. 20, 2015  
 Kurt Warner vs. Seattle, Dec. 28, 2008  
 Jake Plummer vs. Detroit, Nov. 18, 2001  
 \*Jake Plummer vs. Washington, Dec. 7, 1997  
 Kent Graham vs. St. Louis, Sept. 29, 1996 (OT)  
 Dave Krieg vs. Atlanta, Nov. 26, 1995 (OT)  
 Gary Hogeboom at Seattle, Sept. 17, 1989  
 Neil Lomax vs. Seattle, Nov. 13, 1983  
 Jim Hart at Dallas, Sept. 28, 1975  
 Jim Hart vs. N.Y. Giants, Oct. 28, 1973  
 Jim Hart at Philadelphia, Oct. 22, 1967  
 Charley Johnson vs. Philadelphia, Dec. 8, 1963  
 John Roach at L.A. Rams, Sept. 23, 1960  
 Lamar McHan at Washington, Nov. 9, 1958  
 Lamar McHan vs. Philadelphia, Nov. 4, 1956  
 Ray Mallouf at N.Y. Giants, Oct. 17, 1948  
 Paul Christman at Detroit, Oct. 13, 1946  
 \*Cardinal rookie record

### PASSES HAD INTERCEPTED

#### Career

247.....Jim Hart, 1966-83  
 114.....Jake Plummer, 1997-02  
 110.....Charley Johnson, 1961-69  
 90.....Neil Lomax, 1981-88  
 77.....Lamar McHan, 1954-58

#### Game

\*8.....Jim Hardy vs. Philadelphia, Sept. 24, 1950  
 \*NFL record

#### Opponent/Game

5.....Matt Ryan at Atlanta, Nov. 18, 2012  
 Heath Shuler at Washington, Oct. 16, 1994  
 Gary Danielson vs. Detroit, Dec. 4, 1978  
 Norm Snead at Philadelphia, Oct. 2, 1966  
 Eddie LeBaron at Dallas, Nov. 5, 1961

### LOWEST INTERCEPTION RATE

#### Season

1.3.....Carson Palmer, 2014 (224-3)  
 2.0.....Carson Palmer, 2015 (537-11)  
 Kent Graham, 1997 (250-5)  
 2.1.....Jim Hart, 1974 (388-8)  
 2.1.....Kyler Murray, 2021 (481-10)

### COMPLETION PERCENTAGE

#### Season

69.2.....Kyler Murray, 2021 (333-481)  
 67.2.....Kyler Murray, 2020 (375-558)  
 67.1.....Kurt Warner, 2008 (401-598)  
 66.4.....Kyler Murray, 2022 (259-390)  
 66.1.....Kurt Warner, 2009 (339-513)

#### Game (Min. 20 attempts)

92.3.....Kurt Warner at Jacksonville, Sept. 20, 2009 (24-26)  
 84.6.....Colt McCoy at San Francisco, Nov. 7, 2021 (22-26)  
 84.4.....Carson Palmer vs. St. Louis, Dec. 8, 2013 (27-32)  
 82.4.....Kyler Murray at Jacksonville, Sept. 26, 2021 (28-34)  
 81.8.....Steve Beuerlein at Atlanta, Jan. 2, 1994 (27-33)

### LONGEST PASS PLAYS

98.....Jim Hart to Ahmad Rashad vs. L.A. Rams, Dec. 10, 1972  
 Ogden Compton to Dick Lane at Green Bay, Nov. 13, 1955 (TD)  
 Doug Russell to Gaynell Tinsley vs. Cleveland Rams, Nov. 27, 1938 (TD)  
 97.....Pat Coffey to Gaynell Tinsley vs. Chicago, Dec. 5, 1937 (TD)  
 93.....Neil Lomax to Ernie Jones vs. Philadelphia, Dec. 10, 1988 (TD)  
 91.....Carson Palmer to Michael Floyd at Jacksonville, Nov. 17, 2013 (TD)  
 M.C. Reynolds to John David Crow at Cleveland, Dec. 12, 1958 (TD)



**MOST CONSECUTIVE PASS COMPLETIONS**

- Game**  
 16.....Carson Palmer 3 at Philadelphia, Oct. 8, 2017; 13 vs. Tampa Bay, Oct. 15, 2017  
 15.....Carson Palmer vs. Seattle, Oct. 17, 2013  
 Kurt Warner at Jacksonville, Sept. 20, 2009  
 Jake Plummer vs. Washington, Nov. 8, 1998  
 14.....Kent Graham vs. St. Louis, Sept. 29, 1996 (OT)  
 Steve Beuerlein at Atlanta, Jan. 2, 1994  
 13.....Kurt Warner: 4 at San Francisco, Sept. 7, 2008; 9 vs. Miami, Sept. 14, 2008  
 Josh McCown at Atlanta, Sept. 26, 2004  
 12.....Kurt Warner at Baltimore, Sept. 23, 2007  
 Kurt Warner: 2 vs. Washington, Dec. 11, 2005; 10 at Houston, Dec. 18, 2005  
 Neil Lomax at Tampa Bay, Dec. 20, 1987  
 Neil Lomax: 5 vs. N.Y. Giants, Oct. 25, 1987; 7 vs. Philadelphia, Nov. 2, 1987  
 Jim Hart vs. Chicago, Sept. 25, 1977

**MOST CONSECUTIVE GAMES THROWING TOUCHDOWN PASS**

- 22.....Kurt Warner (Game 9 in 2007-Game 14 in 2008)  
 19.....Neil Lomax (Game 9 in 1983-Game 11 in 1984)

- 18.....Carson Palmer (Games 4-16 in 2013; Game 1, 5-8 in 2014)  
 16.....Charley Johnson (Game 4 in 1964-Game 5 in 1965)  
 14.....Neil Lomax (Games 1-2, 6-15 in 1987; Games 1-2 in 1988)

**FEWEST PASSES HAD INTERCEPTED**

- Season**  
 2.....John Skelton, 2010 (126 att.)  
 3.....Carson Palmer, 2014 (224 att.)  
 Kevin Kolb, 2012 (183 att.)  
 4.....Paul Christman, 1948 (114 att.)  
 Ray Mallouf, 1941 (96 att.)

**HIGHEST PASSER RATING**

- Season**  
 104.6.....Carson Palmer, 2015  
 100.6.....Kyler Murray, 2021  
 96.9.....Kurt Warner, 2008  
 95.6.....Carson Palmer, 2014  
 94.3.....Kyler Murray, 2020  
**Game**  
 158.3..... Kurt Warner vs. Miami, Sept. 14, 2008  
 154.2..... Carson Palmer at Detroit, Oct. 11, 2015  
 150.5..... Kyler Murray vs. Miami, Nov. 8, 2020  
 150.0..... Kurt Warner at Baltimore, Sept. 23, 2007  
 145.3..... Neil Lomax vs. Seattle, Nov. 13, 1983

**INDIVIDUAL RECEIVING RECORDS**

**TOTAL RECEPTIONS**

- Career**  
 1,432...Larry Fitzgerald, 2004-20  
 586.....Anquan Boldin, 2003-09  
 535.....Larry Centers, 1990-98  
 522.....Roy Green, 1979-90  
 493.....Frank Sanders, 1995-02  
 480.....Jackie Smith, 1963-77  
 468.....Pat Tilley, 1976-86  
 418.....Bobby Joe Conrad, 1958-68  
 377.....J.T. Smith, 1985-90  
 351.....Mel Gray, 1971-82  
**Season**  
 115 .....DeAndre Hopkins, 2020 (1,407 yards, 6 TD)  
 109 .....Larry Fitzgerald, 2017 (1,156 yards, 6 TD)  
 Larry Fitzgerald, 2015 (1,215 yards, 9 TD)  
 107 .....Larry Fitzgerald, 2016 (1,023 yards, 6 TD)  
 103 .....Larry Fitzgerald, 2005 (1,409 yards, 10 TD)  
 102.....Anquan Boldin, 2005 (1,402 yards, 7 TD)  
 101.....Anquan Boldin, 2003 (1,377 yards, 8 TD)  
 Larry Centers, 1995 (962 yards, 2 TD)  
 100.....Larry Fitzgerald, 2007 (1,409 yards, 10 TD)  
 99.....Larry Centers, 1996 (766 yards, 7 TD)  
 98.....David Boston, 2001 (1,598 yards, 8 TD)

**Game**

- 16.....Sonny Randle at N.Y. Giants, Nov. 4, 1962 (256 yards, TD)  
 14.....Marquise Brown vs. L.A. Rams, Sept. 25, 2022 (140 yards)  
 DeAndre Hopkins at San Francisco, Sept. 13, 2020 (151 yards)  
 Anquan Boldin at Baltimore, Sept. 23, 2007 (181 yards, 2 TD)  
 13.....Larry Fitzgerald vs. Dallas, Sept. 25, 2017 (149 yds, TD)  
 Larry Fitzgerald at Seattle, Oct. 18, 2009 (100 yards, TD)  
 Anquan Boldin at Seattle, Nov. 16, 2008 (186 yards)  
 Anquan Boldin vs. Atlanta, Dec. 23, 2007, OT (162 yards, 2 TD)  
 Larry Fitzgerald at N.Y. Giants, Sept. 11, 2005 (155 yards, TD)  
 Frank Sanders at Green Bay, Jan. 2, 2000 (118 yards, TD)  
 Larry Centers vs. St. Louis, Sept. 29, 1996, OT (83 yards)

**TOUCHDOWNS RECEIVING**

- Career**  
 121.....Larry Fitzgerald, 2004-20  
 66.....Roy Green, 1979-90  
 60.....Sonny Randle, 1959-66  
 45.....Mel Gray, 1971-82  
 44.....Anquan Boldin, 2003-09  
**Season**  
 15.....Sonny Randle, 1960  
 14.....Roy Green, 1983; Mal Kutner, 1948  
 13.....Larry Fitzgerald, 2009  
 12.....Larry Fitzgerald, 2008; Roy Green, 1984; Sonny Randle, 1963; Bob Shaw, 1950  
**Game**  
 \*5.....Bob Shaw vs. Baltimore, Oct. 2, 1950  
 4.....Roy Green vs. Seattle, Nov. 13, 1983  
 Dave Williams vs. New Orleans, Nov. 2, 1969  
 \*Ties NFL record

**TOTAL RECEIVING YARDAGE**

- Career**  
 17,492.....Larry Fitzgerald, 2004-20  
 8,496.....Roy Green, 1979-90  
 7,918.....Jackie Smith, 1963-77  
 7,520.....Anquan Boldin, 2003-09  
 7,005.....Pat Tilley, 1976-86  
**Season**  
 1,598.....David Boston, 2001  
 1,584.....Rob Moore, 1997  
 1,555.....Roy Green, 1984  
 1,431.....Larry Fitzgerald, 2008  
 1,411.....Larry Fitzgerald, 2011  
 1,409.....Larry Fitzgerald, 2007  
 Larry Fitzgerald, 2005  
**Game**  
 256..... Sonny Randle vs. N.Y. Giants, Nov. 4, 1962 (16 rec., TD)  
 217..... Anquan Boldin at Detroit, Sept. 7, 2003 (10 rec., 2 TD)  
 212..... Jackie Smith vs. Pittsburgh, Oct. 13, 1963 (9 rec., 2 TD)  
 198..... Sonny Randle at Cleveland, Sept. 26, 1965 (7 rec., 3 TD)  
 197..... John Gilliam vs. Pittsburgh, Oct. 5, 1969 (10 rec., TD)

**MOST CONSECUTIVE GAMES CATCHING A PASS**

- 256..... Larry Fitzgerald (Game 8 in 2004-20)  
 121..... Mel Gray (Game 3 in 1973-Game 4 in 1982)  
 94..... Bobby Joe Conrad (Game 9 in 1961-Game 4 in 1968)  
 89..... Larry Centers (Game 7 in 1993-Game 16 in 1998)  
 74..... Roy Green (Game 2 in 1981-Game 10 in 1986)

**MOST CONSECUTIVE GAMES CATCHING TOUCHDOWN PASS**

- 6..... Anquan Boldin, 2008  
 5..... Larry Fitzgerald, 2007  
 Ricky Proehl, 1993  
 Bobby Joe Conrad, 1963  
 Sonny Randle, 1960, '61-62, '64-65 (three times)  
 Bob Shaw, 1950  
 Mal Kutner, 1947

**MOST CONSECUTIVE 100-YARD GAMES**

- 5..... Anquan Boldin, 2005  
 4..... Rob Moore, 1997  
 David Boston, 2001  
 3..... Numerous times (most recently by Larry Fitzgerald, 2008)

**MOST PASSES CAUGHT BY RUNNING BACK**

- Season**  
 101..... Larry Centers, 1995  
 99..... Larry Centers, 1996  
 80..... David Johnson, 2016  
 77..... Larry Centers, 1994  
 73..... Michael Pittman, 2000





## INDIVIDUAL COMBINED YARDAGE RECORDS

### RUSHING/RECEIVING/RETURNS

#### Career

- 17,560..... Larry Fitzgerald, 2004–20 (68/17,492/0)
- 11,988..... Stump Mitchell, 1981–89 (4,649/1,955/5,384)
- 10,860..... Roy Green, 1979–90 (148/8,496/2,216)
- 10,494..... Ottis Anderson, 1979–86 (7,999/2,495/0)
- 9,040..... Terry Metcalf, 1973–77 (3,438/1,862/3,748)

#### Season

- 2,462..... Terry Metcalf, 1975 (816/378/1,268)
- 2,402..... MarTay Jenkins, 2000 (4/219/2,187)
- 2,191..... Kevin Williams, 1997 (-2/273/1,920)
- 2,118..... David Johnson, 2016 (1,239/879/0)
- 2,058..... Terry Metcalf, 1974 (718/377/963)

#### Game

- 324..... Steve Breaston at NY Jets, Sept. 28, 2008 (0/122/202)
- 284..... Ollie Matson vs. Pittsburgh, Dec. 31, 1954 (85/74/125)
- 280..... Terry Metcalf vs. Buffalo, Nov. 27, 1975 (7/52/221)
- 278..... Ollie Matson vs. Pittsburgh, Oct. 26, 1952 (82/121/75)
- 276..... Ollie Matson vs. Washington, Nov. 21, 1954 (163/64/49)
- Ollie Matson at Pittsburgh, Nov. 28, 1954 (115/161/0)

## INDIVIDUAL INTERCEPTIONS RECORDS

### TOTAL INTERCEPTIONS

#### Career

- 52..... Larry Wilson, 1960–72
- 46..... Aeneas Williams, 1991–2000
- 40..... Roger Wehrli, 1969–82
- 30..... Dick "Night Train" Lane, 1954–59
- 29..... Pat Fischer, 1961–67


#### Season

- 12..... Bob Nussbaumer, 1949
- 11..... Lindon Crow, 1956
- 10..... Larry Wilson, 1966
  - Pat Fischer, 1964
  - Jerry Norton, 1960
  - Dick "Night Train" Lane, 1954
  - Ray Ramsey, 1953

#### Game

- \*4..... Kwamie Lassiter vs. San Diego, Dec. 27, 1998
  - Jerry Norton at Pittsburgh, Nov. 26, 1961
  - Jerry Norton at Washington, Nov. 20, 1960
  - Bob Nussbaumer at N.Y. Bulldogs, Nov. 13, 1949
- 3..... Antrel Rolle at Cincinnati, Nov. 18, 2007
  - Adrian Wilson vs. Dallas, Oct. 20, 2002
  - Ronald McKinnon vs. Chicago, Oct. 11, 1998
  - Ken Greene vs. Buffalo, Nov. 15, 1981
  - Perry Smith at Detroit, Dec. 3, 1978
  - Roger Wehrli vs. Dallas, Dec. 7, 1975
  - Larry Wilson vs. Chicago, Oct. 31, 1966
  - Larry Wilson vs. Cleveland, Dec. 19, 1965
  - Bobby Joe Conrad at Pittsburgh, Dec. 13, 1958
  - Don Paul vs. N.Y. Giants, Nov. 1, 1953
  - Ray Ramsey vs. Philadelphia, Sept. 30, 1951
  - Jerry Davis at L.A. Rams, Dec. 4, 1949
  - Mal Kutner at Green Bay, Nov. 24, 1946

\*Ties NFL record



Hall of Fame safety Larry Wilson holds the franchise career record with 52 INTs.

### INTERCEPTION YARDAGE

#### Career

- 800..... Larry Wilson, 1960–72
- 653..... Aeneas Williams, 1991–2000
- 628..... Dick "Night Train" Lane, 1954–59
- 529..... Pat Fischer, 1961–67
- 508..... Adrian Wilson, 2001–12

#### Season

- 237..... Ray Ramsey, 1953
- 231..... Antrel Rolle, 2007
- 206..... Dick Lane, 1956

#### Game

- 127..... Antrel Rolle at Cincinnati, Nov. 18, 2007 (3 INT, 2 TD)
- 115..... Larry Wilson vs. Cleveland, Dec. 19, 1965 (3 INT, TD)
- 110..... Jerry Norton at Pittsburgh, Nov. 26, 1961 (4 INT, 2 TD)
- 106..... Ken Greene vs. Buffalo, Nov. 15, 1981 (3 INT)

### LONGEST INTERCEPTION RETURN

- 102..... Greg Toler vs. Detroit, Dec. 16, 2012 (TD)
- 99..... Dominique Rodgers-Cromartie vs. St. Louis, Dec. 7, 2008 (TD)
  - Adrian Wilson at Atlanta, Oct. 1, 2006 (TD)
- 96..... Larry Wilson vs. Cleveland, Dec. 19, 1965 (TD)
- 92..... Leo Sanford at Pittsburgh, Sept. 26, 1955 (TD)
- 91..... Larry Wilson at Philadelphia, Oct. 2, 1966 (TD)

### MOST CONSECUTIVE GAMES WITH INT.

- 7..... Larry Wilson, 1966
- 6..... Dick Lane, 1954–55
- 5..... Pat Fischer, 1963

### INTERCEPTION RETURNS FOR TOUCHDOWN

#### Career

- 6..... Aeneas Williams, 1991–2000
- 5..... Larry Wilson, 1960–72
- 4..... Karlos Dansby, 2004–09, 2013, 2017
  - Dominique Rodgers-Cromartie, 2008–10
  - Antrel Rolle, 2005–09
- 3..... Justin Bethel, 2012–17
  - Rashad Johnson, 2009–15
  - Robert Massey, 1991–93
  - Pat Fischer, 1961–67
  - Bill Blackburn, 1946–50

#### Season

- 3..... Antrel Rolle, 2007
  - Robert Massey, 1992
- 2..... Rashad Johnson, 2014
  - Karlos Dansby, 2013
  - Dominique Rodgers-Cromartie, 2010
  - Rod Hood, 2007
  - Karlos Dansby, 2005
  - Aeneas Williams, 1997
  - Aeneas Williams, 1995
  - Larry Wilson, 1966
  - Pat Fischer, 1964
  - Jerry Norton, 1961
  - Billy Stacy, 1961
  - Billy Blackburn, 1948

#### Game

- \*\*2..... Antrel Rolle at Cincinnati, Nov. 18, 2007
  - Robert Massey vs. Washington, Oct. 4, 1992
  - Billy Stacy at Dallas, Nov. 5, 1961
  - Jerry Norton at Pittsburgh, Nov. 26, 1961
  - Billy Blackburn vs. Boston, Oct. 24, 1948

\*\*Ties NFL record



**QUARTERBACK SACKS**

**QUARTERBACK SACKS**

**Career**

- 71.5.....Chandler Jones, LB/DE, 2016-21
- 66.5.....Freddie Joe Nunn, DE, 1985-93
- 56.5.....Calais Campbell, DE/DT, 2008-16
- 53.5.....Simeon Rice, DE, 1996-00
- 50.5.....Curtis Greer, DE, 1980-88
- 47.5.....Ken Harvey, LB, 1988-93
- 45.5.....Eric Swann, DT, 1991-99
- 40.5.....Darnell Dockett, DT, 2004-14
- 40.0.....Bertrand Berry, DE, 2004-09
- 37.5.....Al Baker, DE, 1983-86

**Season**

- 19.0.....Chandler Jones, LB, 2019
- 17.0.....Chandler Jones, LB, 2017\*
- 16.5.....Simeon Rice, DE, 1999
- 16.0.....Curtis Greer, DE, 1983
- 14.5.....Bertrand Berry, DE, 2004
- 14.0.....Curtis Greer, DE, 1984
- Freddie Joe Nunn, DE, 1988
- 13.0.....Chandler Jones, DE, 2018
- Al Baker, DE, 1983
- 12.5.....J.J. Watt, DL, 2022
- Haason Reddick, LB, 2020
- Markus Golden, LB, 2016
- Simeon Rice, DE, 1996

**\* Led NFL**

**Game**

- 5.0.....Chandler Jones at Tennessee, Sept. 12, 2021
- Haason Reddick at N.Y. Giants, Dec. 13, 2020
- 4.5.....Curtis Greer vs. Philadelphia, Dec. 18, 1983
- 4.0.....Chandler Jones at Seattle, Dec. 22, 2019
- Chandler Jones at N.Y. Giants, Oct. 20, 2019
- Bertrand Berry vs. N.Y. Giants, Nov. 14, 2004
- 3.0.....J.J. Watt at Denver, Dec. 18, 2022
- Markus Golden at San Francisco, Nov. 7, 2021
- Dwight Freeney vs. Green Bay, Dec. 27, 2015
- Calais Campbell at Seattle, Nov. 23, 2014
- John Abraham vs. St. Louis, Dec. 8, 2013
- John Abraham vs. Houston, Nov. 10, 2013
- Darnell Dockett at New Orleans, Sept. 22, 2013

- Darnell Dockett at Tennessee, Nov. 29, 2009
- Bertrand Berry at Oakland, Oct. 22, 2006
- Adrian Wilson at St. Louis, Nov. 20, 2005
- Simeon Rice at Philadelphia, Nov. 19, 2000
- Ken Harvey at Washington, Sept. 12, 1993
- Ken Harvey at Dallas, Nov. 3, 1991
- Ken Harvey at Atlanta, Dec. 9, 1990
- Freddie Joe Nunn at Dallas, Oct. 30, 1988
- Curtis Greer vs. Dallas, Sept. 13, 1987
- Al Baker vs. Philadelphia, Dec. 18, 1983
- E.J. Junior at N.Y. Giants, Dec. 4, 1983
- David Galloway vs. Seattle, Nov. 13, 1983
- Curtis Greer vs. Dallas, Sept. 11, 1983

**CONSECUTIVE GAMES WITH SACK**

- 7.....Curtis Greer (Games 13-16, 1984-Games 1-3, 1985)
- 5.....Chandler Jones (Games 15-16, 2016-Games 1-3, 2017; 5-9, 2017; 3-7, 2018)
- Markus Golden (Games 1-5, 2016)
- Chike Okeafor (Games 12-16, 2006)
- Curtis Greer (Games 6-10, 1984)
- Al Baker (Games 12-16, 1984)

**MULTIPLE-PLAYER, MULTIPLE-SACK GAMES**

- 9.5.....Curtis Greer (4.5), Al Baker (3) and David Galloway (2) vs. Philadelphia, Dec. 18, 1983
- 8.5.....Al Baker (2.5), Leonard Smith (2), Anthony Bell (2) and Freddie Joe Nunn (2) at Philadelphia, Dec. 7, 1986
- 7.0.....Haason Reddick (5), Dennis Gardeck (2) at N.Y. Giants, Dec. 13, 2020
- 6.5.....E.J. Junior (2.5), Al Baker (2) and Curtis Greer (2) at New England, Dec. 2, 1984
- 6.0.....Calais Campbell (2), Karlos Dansby (2) and Daryl Washington (2) vs. Carolina, Oct. 6, 2013
- Bertrand Berry (4) and Karlos Dansby (2) vs. N.Y. Giants, Nov. 14, 2004
- 5.5.....Markus Golden (2.5), Calais Campbell (1.5) and Chandler Jones (1.5) at Los Angeles, Jan. 1, 2017
- Dwight Freeney (3.0) and Calais Campbell (2.5) vs. Green Bay, Dec. 27, 2015

**INDIVIDUAL PUNTING RECORDS**

**TOTAL PUNTS**

**Career**

- 714.....Scott Player, 1998-2006
- 419.....Andy Lee, 2017-22
- 360.....Carl Birdsong, 1981-85
- 346.....Rich Camarillo, 1989-93
- 337.....Jeff Feagles, 1994-97

**Season**

- 112.....Dave Zastudil, 2012 (46.5 avg.)
- 99.....Larry Swider, 1980 (41.5 avg.)
- 98.....Scott Player, 2004 (43.1 avg.)
- Jeff Feagles, 1994 (40.6 avg.)
- 94.....Andy Lee, 2018 (48.6 avg.)
- Ben Graham, 2010 (43.4 avg.)
- Scott Player, 1999 (42.0 avg.)

**Game**

- 12.....Beryl Clark vs. Detroit, Oct. 15, 1940
- 11.....Dave Zastudil at Denver, Oct. 5, 2014
- Larry Swider vs. Washington, Dec. 21, 1980
- Gary Keithley at Washington, Oct. 21, 1973
- King Hill vs. Minnesota, Oct. 19, 1969
- 10.....Dave Zastudil at NY Jets, Dec. 2, 2012
- Scott Player vs. Tennessee, Oct. 23, 2005
- Scott Player at Buffalo, Oct. 31, 2004
- Scott Player at N.Y. Jets, Nov. 7, 1999
- Carl Birdsong at N.Y. Giants, Dec. 4, 1983
- Carl Birdsong vs. Washington, Jan. 2, 1983
- Jerry Norton vs. N.Y. Giants, Oct. 8, 1961
- Charley Trippi at Philadelphia, Dec. 4, 1955
- Charley Trippi vs. Philadelphia, Oct. 3, 1954
- Frank Polesfoot vs. N.Y. Giants, Nov. 5, 1951
- Jim Hardy at Chicago, Oct. 8, 1950

**TOTAL YARDS**

**Career**

- 30,752....Scott Player, 1998-2006
- 19,898....Andy Lee, 2017-22
- 15,114....Rich Camarillo, 1989-93
- 14,916....Carl Birdsong, 1981-85
- 14,503....Jeff Feagles, 1994-97

**Season**

- 5,209....Dave Zastudil, 2012
- 4,568....Andy Lee, 2018
- 4,230....Scott Player, 2004
- 4,159....Andy Lee, 2017
- 4,111....Larry Swider, 1980

**AVERAGE YARDS PER PUNT**

**Career**

- 47.5.....Andy Lee, 2017-22 (419-19,898)
- 45.8.....Dave Zastudil, 2011-14 (288-13,191)
- 44.9.....Jerry Norton, 1959-61 (183-8,219)
- 44.8.....Ben Graham, 2008-11 (205-9,176)
- 43.7.....Rich Camarillo, 1989-93 (346-15,114)

**Season**

- 50.8.....Blake Gillikin, 2023 (51-2,580)
- 49.0.....Andy Lee, 2021 (51-2,501)
- 48.6.....Andy Lee, 2018 (94-4,568)\*
- 47.8.....Andy Lee, 2019 (61-2,913)
- 47.3.....Andy Lee, 2017 (88-4,159)

**\* Led NFL**

**Game (Min. 4 punts)**

- 55.3.....Andy Lee vs. Minnesota, Sept. 19, 2021 (4-221)
- 54.8.....Blake Gillikin vs. Cincinnati, Oct. 8, 2023 (4-219)
- 54.7.....Ben Graham vs. San Francisco, Sept. 13, 2009 (6-328)
- 54.5.....Drew Butler vs. San Diego, Sept. 8, 2014 (4-218)
- 54.0.....Scott Player vs. Seattle, Sept. 14, 2003 (4-206)

**MOST DOWNED PUNTS INSIDE THE 20**

**Career ("Punts Inside the 20" have been compiled since 1976)**

- 179.....Scott Player, 1998-06
- 133.....Andy Lee, 2017-22
- 106.....Dave Zastudil, 2011-14
- 102.....Rich Camarillo, 1989-93
- 100.....Jeff Feagles, 1994-97

**Season**

- 46.....Dave Zastudil, 2012\*
- 42.....Ben Graham, 2009
- 35.....Dave Zastudil, 2013
- 34.....Drew Butler, 2014
- 33.....Jeff Feagles, 1994

**\*Led NFL**

**LONGEST PUNT**

**Cardinals**

- 84.....Doug Russell vs. Chicago, Sept. 11, 1938
- 81.....Mike Wood at N.Y. Giants, Dec. 10, 1978
- 78.....Ernie Nevers vs. Green Bay, Nov. 13, 1930
- Jerry Norton at Dallas, Nov. 5, 1961
- 77.....Blake Gillikin at Chicago, Dec. 24, 2023



## INDIVIDUAL PUNT RETURN RECORDS

### TOTAL PUNT RETURNS

#### Career

- 195..... Patrick Peterson, 2011-20
- 193..... Vai Sikahema, 1986-90
- 156..... Stump Mitchell, 1981-89
- 113..... Steve Breaston, 2007-10
- 80..... Terry Metcalf, 1973-77

#### Season

- 51..... Patrick Peterson, 2012
- 44..... Patrick Peterson, 2011  
Vai Sikahema, 1987
- 43..... Eric Metcalf, 1998  
Vai Sikahema, 1986

### PUNT RETURN YARDAGE

#### Career

- 2,152..... Vai Sikahema, 1986-90
- 1,816..... Patrick Peterson, 2011-20
- 1,377..... Stump Mitchell, 1981-89
- 921..... Terry Metcalf, 1973-77
- 885..... Steve Breaston, 2007-10

#### Season

- 699..... Patrick Peterson, 2011#
- 550..... Vai Sikahema, 1987
- 522..... Vai Sikahema, 1986
- 462..... Kevin Williams, 1997
- 461..... Arnold Jackson, 2001  
# NFL rookie record



**Two-time Pro Bowler Vai Sikahema (1986-90) is the franchise's all-time leader in career punt return yardage.**

#### Game

- 145..... Vai Sikahema vs. Tampa Bay, Dec. 21, 1986
- 143..... Chuck Latourette at New Orleans, Sept. 29, 1968
- 142..... Johnny Roland at Philadelphia, Oct. 2, 1966
- 127..... Patrick Peterson vs. St. Louis, Nov. 6, 2011
- 112..... Patrick Peterson at Baltimore, Oct. 30, 2011

### LONGEST PUNT RETURN

- 99t..... Patrick Peterson vs. St. Louis, Nov. 6, 2011
- 95t..... Frank Bernardi at Washington, Oct. 14, 1956
- 89t..... Patrick Peterson vs. Carolina, Sept. 11, 2011
- 88t..... Phil Sarboe vs. N.Y. Giants, Oct. 17, 1935
- 86t..... Chuck Latourette at New Orleans, Sept. 29, 1968  
Johnny Roland at Philadelphia, Oct. 2, 1966

### AVERAGE YARDS

#### Career

- 13.7..... Charley Trippi, 1947-55 (63-864)
- 12.0..... Willard Harrell, 1978-84 (71-854)
- 11.5..... Terry Metcalf, 1973-77 (80-921)
- 11.2..... Vai Sikahema, 1986-90 (193-2,152)
- 9.3..... Patrick Peterson, 2011-20 (195-1,816)

#### Season (15 or more returns)

- 20.93..... John "Red" Cochran, 1949 (15-314)
- 20.88..... Jerry Davis, 1948 (16-334)
- 15.89..... Patrick Peterson, 2011 (44-699)
- 13.15..... Johnny Bailey, 1992 (20-263)
- 13.08..... Terry Metcalf, 1974 (26-340)

#### Game

- 49.0..... Patrick Peterson vs. Carolina, Sept. 11, 2011 (2-98)
- 47.7..... Chuck Latourette at New Orleans, Sept. 29, 1968 (3-143)
- 47.3..... Johnny Roland at Philadelphia, Oct. 2, 1966 (3-142)
- 38.0..... Ted Ginn, Jr. at N.Y. Giants, Sept. 14, 2014 (2-76)
- 36.3..... Vai Sikahema vs. Tampa Bay, Dec. 21, 1986 (4-145)

### MOST TOUCHDOWNS

- 4..... Patrick Peterson, 2011\*
- 3..... Ollie Matson, 1954, '55 (2)  
Vai Sikahema, 1986 (2), '87
- 2..... Phil Sarboe, 1935  
Jerry Davis, 1948  
Charley Trippi, 1948  
John "Red" Cochran, 1949  
Billy Stacy, 1959  
Bobby Joe Conrad, 1959, '61  
Johnny Roland, 1966, '70  
\* Ties NFL single-season record

## INDIVIDUAL KICKOFF RETURN RECORDS

### TOTAL KICKOFF RETURNS

#### Career

- 177..... Stump Mitchell, 1981-89
- 164..... Vai Sikahema, 1986-90
- 163..... LaRod Stephens-Howling, 2009-12
- 151..... MarTay Jenkins, 2000-02
- 114..... J.J. Arrington, 2005-08

#### Season

- 82..... MarTay Jenkins, 2000
- 73..... Josh Scobey, 2003
- 67..... J.J. Arrington, 2006
- 63..... Reggie Swinton, 2005
- 62..... Steve Breaston, 2007

#### Game

- 9..... Steve Breaston at New England, Dec. 21, 2008  
Josh Scobey at Cleveland, Nov. 16, 2003
- 8..... J.J. Arrington at Philadelphia, Nov. 27, 2008  
J.J. Arrington vs. N.Y. Giants, Nov. 23, 2008  
J.J. Arrington at Atlanta, Oct. 1, 2006  
MarTay Jenkins at Jacksonville, Dec. 10, 2000

### KICKOFF RETURN YARDAGE

#### Career

- 4,067..... LaRod Stephens-Howling, 2009-12
- 4,007..... Stump Mitchell, 1981-89
- 3,865..... MarTay Jenkins, 2000-02
- 3,501..... Vai Sikahema, 1986-90
- 2,804..... Terry Metcalf, 1973-77

#### Season

- \*2,186..... MarTay Jenkins, 2000
- 1,684..... Josh Scobey, 2003
- 1,548..... LaRod Stephens-Howling, 2010
- 1,520..... J.J. Arrington, 2006
- 1,458..... Kevin Williams, 1997

#### Game

- 252..... Josh Scobey at St. Louis, Sept. 28, 2003
- 232..... J.J. Arrington vs. N.Y. Giants, Nov. 23, 2008
- 220..... J.J. Arrington at Minnesota, Nov. 26, 2006
- 207..... Kevin Williams vs. Atlanta, Dec. 21, 1997
- 203..... George Hoey vs. Philadelphia, Nov. 21, 1971  
\*NFL record

### LONGEST KICKOFF RETURN

- 108t..... David Johnson at Chicago, Sept. 20, 2015
- 106t..... Roy Green at Dallas, Oct. 21, 1979
- 105t..... Frank Seno at N.Y. Giants, Oct. 20, 1946  
Ollie Matson at Washington, Oct. 14, 1956
- 103t..... George Hoey vs. Philadelphia, Nov. 21, 1971
- 102t..... LaRod Stephens-Howling vs. Oakland, Sept. 26, 2010  
Doug Russell vs. Cincinnati, Sept. 23, 1934
- 101t..... Ollie Matson vs. Pittsburgh, Nov. 23, 1958
- 100t..... Josh Scobey at St. Louis, Sept. 28, 2003  
John Gilliam at Green Bay, Dec. 21, 1969  
Ollie Matson vs. Chicago, Oct. 5, 1952





**AVERAGE YARDS**

**Career**

- 28.5..... Ollie Matson, 1952, '54-58
- 26.2..... Terry Metcalf, 1973-77
- 25.6..... MarTay Jenkins, 2000-02
- 25.0..... LaRod Stephens-Howling, 2009-12
- 23.6..... J.J. Arrington, 2005-08

**Season (15 or more attempts)**

- 35.5..... Ollie Matson, 1958 (14-497)
- 31.2..... Terry Metcalf, 1974 (20-623)  
Ollie Matson, 1952 (20-623)
- 29.2..... Jerry Davis, 1948 (15-437)
- 28.3..... Don Paul, 1951 (15-424)

**Game (Min. 3 attempts)**

- 48.3..... John Gilliam at Green Bay, Dec. 21, 1969 (3-145)
- 47.0..... Terry Metcalf at Houston, Oct. 20, 1974 (3-141)
- 46.3..... Les Goble vs. N.Y. Giants, Sept. 26, 1954 (4-185)
- 43.3..... MarTay Jenkins at Minnesota, Nov. 12, 2000 (4-173)
- 43.0..... Chuck Latourette at Philadelphia, Nov. 3, 1968 (3-129)

**MOST TOUCHDOWNS**

**Career**

- 6..... Ollie Matson, 1952 (2), '54, '56, '58 (2)
- 3..... LaRod Stephens-Howling, 2009-12
- 2..... J.J. Arrington, 2005-08  
MarTay Jenkins, 2000, '02  
Les Goble, 1954  
Terry Metcalf, 1974-75

**Season**

- 2..... LaRod Stephens-Howling, 2010  
Ollie Matson, 1952, '58  
Les Goble, 1954

**COMBINED KICK RETURN YARDAGE**

**Season**

- 2,187..... MarTay Jenkins, 2000 (2,186 kickoff-1 punt)
- 1,920..... Kevin Williams, 1997 (1,458 kickoff-462 punt)
- 1,788..... Reggie Swinton, 2005 (1,456 kickoff-332 punt)
- 1,786..... Steve Breaston, 2007 (1,391 kickoff-395 punt)
- 1,737..... Stump Mitchell, 1981 (1,292 kickoff-445 punt)



**Hall of Fame RB Ollie Matson holds the franchise record for career kickoff return TDs (6).**

**INDIVIDUAL FUMBLE RECORDS**

**TOTAL FUMBLES**

**Season**

- 16..... Dave Krieg, 1995
- 15..... Terry Metcalf, 1976  
Sam Etcheverry, 1961  
Paul Christman, 1946

**Game**

- 6..... Sam Etcheverry at N.Y. Giants, Sept. 17, 1961
- 5..... Paul Christman at Green Bay, Oct. 10, 1946

**OPPONENT FUMBLES RECOVERED**

**Career**

- 19..... Mark Arneson, 1972-80  
Roger Wehrli, 1969-82
- 16..... Bill Koman, 1959-67
- 14..... Chuck Walker, 1964-72
- 12..... Darnell Dockett, 2004-14  
Aeneas Williams, 1991-2000  
Larry Wilson, 1960-72  
Larry Stallings, 1963-75  
Dale Meinert, 1958-67  
Leo Sugar, 1954-60

**Season**

- 5..... Michael Bankston, 1993  
Chuck Walker, 1969  
Tom Wham, 1950

**Game**

- 3..... Corwin Clatt at Detroit, Nov. 6, 1949
- 2..... Many times, most recently by Jerraud Powers vs. Green Bay, Dec. 27, 2015

**OWN FUMBLES RECOVERED**

**Season**

- 13..... Kyle Murray, 2021
- 8..... Paul Christman, 1945
- 7..... Dave Krieg, 1995  
Terry Metcalf, 1974  
John Roach, 1960

**Game**

- 4..... Sam Etcheverry at N.Y. Giants, Sept. 17, 1961

**MOST FUMBLES RETURNED FOR TOUCHDOWN**

**Career**

- 3..... Leo Sugar, 1954, '57 (2)
- 2..... Kerry Rhodes, 2010 (2)  
Darnell Dockett, 2008, '10  
Adrian Wilson, 2004, '06  
Aeneas Williams, 1993, '00  
Rod Saddler, 1989, '91  
Larry Stallings, 1965, '69  
Larry Wilson, 1963, '69  
Don Brumm, 1965, '68

**Season**

- \*2..... Kerry Rhodes, 2010  
Leo Sugar, 1957  
\*Ties NFL record

**LONGEST FUMBLE RETURN**

- \*104..... Aeneas Williams vs. Washington, Nov. 5, 2000 (TD)
- 99..... Adrian Wilson at Minnesota, Nov. 26, 2006 (TD)
- 93..... James Sanders vs. Philadelphia, Sept. 23, 2012 (TD)
- 88..... Larry Wilson at Green Bay, Dec. 21, 1969 (TD)
- 85..... Eric Hill at L.A. Rams, Sept. 1, 1991 (TD)

\*Equals NFL record

**INDIVIDUAL LONGEVITY RECORDS**

**SERVICE**

**Most Seasons**

- 18..... Jim Hart, 1966-83
- 17..... Larry Fitzgerald, 2004-20  
Jim Bakken, 1962-78
- 16..... Jackie Smith, 1963-77
- 14..... Roger Wehrli, 1969-82  
Larry Stallings, 1963-76  
Ernie McMillan, 1961-74
- 13..... Larry Wilson, 1960-72  
Luis Sharpe, 1982-94
- 12..... Adrian Wilson, 2001-12  
Roy Green, 1979-90  
Ken Gray, 1958-69  
Dan Dierdorf, 1971-78, '80-83  
Mel Gray, 1971-82

**Most Consecutive Games Played**

- 234..... Jim Bakken, 1962-78
- 162..... Ernie McMillan, 1961-73
- 160..... Aeneas Williams, 1991-2000
- 148..... Bobby Joe Conrad, 1958-68
- 134..... Tom Brahaney, 1973-80

**Most Games Played**

- 263..... Larry Fitzgerald, 2004-20
- 234..... Jim Bakken, 1962-78
- 199..... Jim Hart, 1966-83
- 198..... Jackie Smith, 1963-77
- 193..... Roger Wehrli, 1969-82
- 189..... Luis Sharpe, 1982-94
- 181..... Adrian Wilson, 2001-12  
Larry Stallings, 1963-76
- 178..... Ernie McMillan, 1961-74
- 169..... Roy Green, 1979-90  
Larry Wilson, 1960-72
- 160..... Aeneas Williams, 1991-2000  
Dan Dierdorf, 1971-83

**Most Seasons, Head Coach**

- 6..... Ken Whisenhunt, 2007-12  
Jim Hanifan, 1980-85  
Jim Conzelman, 1940-42, '46-48
- 5..... Bruce Arians, 2013-17  
Don Coryell, 1973-77  
Charley Winner, 1966-70



## BIGGEST COMEBACK WINS — FRANCHISE HISTORY

### 25 POINTS

11/8/87 vs. Tampa Bay

Final Score 31-28

Down 28-3 entering the 4th Quarter; cut lead to 28-10 early in the 4th Quarter

QTR	TEAM	BOX SCORE	TAM	STL
1st	TAM	Mark Carrier 5-yard pass from Steve DeBerg (Donald Igwebuike kick)	7	0
2nd	TAM	Gerald Carter 3-yard pass from Steve DeBerg (Donald Igwebuike kick)	14	0
	STL	Jim Gallery 31-yard field goal	14	3
3rd	TAM	Jeff Smith 34-yard pass from Steve DeBerg (Donald Igwebuike kick)	21	3
	TAM	Jeff Smith 3-yard rush (Donald Igwebuike kick)	28	3
4th	STL	Robert Awalt 4-yard pass from Neil Lomax (Jim Gallery kick)	28	10
	STL	Niko Noga 24-yard fumble return (Jim Gallery kick)	28	17
	STL	J.T. Smith 11-yard pass from Neil Lomax (Jim Gallery kick)	28	24
	STL	J.T. Smith 17-yard pass from Neil Lomax (Jim Gallery kick)	28	31

### 23 POINTS

11/6/88 vs. San Francisco

Final Score 24-23

Down 23-0 in the 3rd Quarter; cut lead to 23-7 by the end of the 3rd Quarter and 23-10 early in the 4th Quarter

QTR	TEAM	BOX SCORE	SF	PHO
1st	SF	Mike Cofer 42-yard field goal	3	0
2nd	SF	Roger Craig 3-yard rush (Mike Cofer kick)	10	0
	SF	Mike Cofer 27-yard field goal	13	0
	SF	Mike Cofer 30-yard field goal	16	0
3rd	SF	Brent Jones 3-yard pass from Steve Young (Mike Cofer kick)	23	0
	PHO	Roy Green 35-yard pass from Neil Lomax (Al Del Greco kick)	23	7
4th	PHO	Al Del Greco 24-yard field goal	23	10
	PHO	Ernie Jones 5-yard pass from Neil Lomax (Al Del Greco kick)	23	17
	PHO	Roy Green 9-yard pass from Neil Lomax (Al Del Greco kick)	23	24

### 21 POINTS

9/12/99 at Philadelphia

Final Score 25-24

Down 21-0 after 1st Quarter; Philly took 24-6 lead into 3rd Quarter; cut lead to 24-12 in 3rd Quarter

QTR	TEAM	BOX SCORE	ARI	PHI
1st	PHI	Duce Staley 24-yard rush (Norm Johnson kick)	0	7
	PHI	Duce Staley 3-yard pass from Doug Pederson (Norm Johnson kick)	0	14
	PHI	Luther Broughton 15-yard pass from Doug Pederson (Norm Johnson kick)	0	21
2nd	ARI	Chris Jacke 31-yard field goal	3	21
	ARI	Chris Jacke 25-yard field goal	6	21
	PHI	Norm Johnson 25-yard field goal	6	24
3rd	ARI	Mario Bates 1-yard rush (pass failed)	12	24
4th	ARI	Chris Jacke 32-yard field goal	15	24
	ARI	Rob Moore 20-yard pass from Jake Plummer (Chris Jacke kick)	22	24
	ARI	Chris Jacke 31-yard field goal	25	24

### 21 POINTS

12/4/49 at L.A. Rams

Final Score 31-27

Down 24-3 in the 3rd Quarter; cut lead to 24-10 in 3rd Quarter and 24-17 early in the 4th Quarter

QTR	TEAM	BOX SCORE	CRD	RAM
1st	RAM	Bob Shaw 71-yard pass from Bob Waterfield (Bob Waterfield kick)	0	7
	RAM	Bob Waterfield 43-yard field goal	0	10
	CRD	Pat Harder 13-yard field goal	3	10
2nd	RAM	Bob Waterfield 1-yard rush (Bob Waterfield kick)	3	17
3rd	RAM	Vitamin Smith 51-yard punt return (Bob Waterfield kick)	3	24
	CRD	Charlie Trippi 6-yard rush (Pat Harder kick)	10	24
4th	CRD	Bill Blackburn 12-yard interception return (Pat Harder kick)	17	24
	RAM	Bob Waterfield 16-yard field goal	17	27
	CRD	Babe Dimancheff 50-yard pass from Paul Christman (Pat Harder kick)	24	27
	CRD	Billy Dewell 24-yard pass from Paul Christman (Pat Harder kick)	31	27



**20 POINTS**

9/18/22 at Las Vegas  
 Final Score 29-23 (OT)  
 Down 20-0 in the 3rd Quarter

QTR	TEAM	BOX SCORE	AZ	LV
1st	LV	Davante Adams 1-yard pass from Derek Carr (Daniel Carlson kick)	0	7
2nd	LV	Daniel Carlson 32-yard field goal	0	10
	LV	Darren Waller 3-yard pass from Derek Carr (Daniel Carlson kick)	0	17
	LV	Daniel Carlson 55-yard field goal	0	20
3rd	AZ	Greg Dortch 5-yard pass from Kyler Murray (Matt Prater kick)	7	20
	LV	Daniel Carlson 25-yard field goal	7	23
4th	AZ	Darrel Williams 1-yard rush (Kyler Murray run)	15	23
	AZ	Kyler Murray 3-yard rush (A.J. Green pass from Kyler Murray)	23	23
OT	AZ	Byron Murphy Jr. 59-yard fumble return	29	23

**18 POINTS**

10/4/92 vs. Washington  
 Final Score 27-24  
 Down 24-6 in the 4th Quarter

QTR	TEAM	BOX SCORE	WAS	PHO
1st	WAS	Ricky Sanders 19-yard pass from Mark Rypien (Chip Lohmiller kick)	7	0
	WAS	Earnest Byner 9-yard rush (Chip Lohmiller kick)	14	0
2nd	WAS	Chip Lohmiller 33-yard field goal	17	0
3rd	PHO	Ivory Lee Brown 1-yard rush (kick failed)	17	6
	WAS	Earnest Byner 3-yard rush (Chip Lohmiller kick)	24	6
4th	PHO	Robert Massey 31-yard interception return (Greg Davis kick)	24	13
	PHO	Robert Massey 41-yard interception return (Greg Davis kick)	24	20
	PHO	Larry Centers 9-yard pass from Chris Chandler (Greg Davis kick)	24	27

**17 POINTS**

12/11/83 at L.A. Raiders  
 Final Score 34-24  
 Down 17-0 in the 2nd Quarter; Raiders had 24-7 lead in 2nd Quarter but Cardinals cut lead to 24-20 at halftime

QTR	TEAM	BOX SCORE	STL	RAI
1st	RAI	Kenny King 34-yard pass from Jim Plunkett (Chris Bahr kick)	0	7
	RAI	Chris Bahr 22-yard field goal	0	10
	RAI	Cliff Branch 5-yard pass from Jim Plunkett (Chris Bahr kick)	0	17
2nd	STL	Ottis Anderson 1-yard rush (Neil O'Donoghue kick)	7	17
	RAI	Marcus Allen 20-yard pass from Jim Plunkett (Chris Bahr kick)	7	24
	STL	Doug Marsh 1-yard pass from Neil Lomax (kick failed)	13	24
	STL	Elois Grooms 40-yard fumble return (Neil O'Donoghue kick)	20	24
3rd	STL	Wayne Morris 3-yard rush (Neil O'Donoghue kick)	27	24
4th	STL	Pat Tilley 15-yard pass from Neil Lomax (Neil O'Donoghue kick)	34	24

**17 POINTS**

9/29/68 at New Orleans  
 Final Score 21-20  
 Down 17-0 heading into the 4th Quarter

QTR	TEAM	BOX SCORE	STL	NOR
1st	NOR	Charlie Durkee 21-yard field goal	0	3
2nd	NOR	Danny Abramowicz 29-yard pass from Billy Kilmer (Charlie Durkee kick)	0	10
3rd	NOR	Danny Abramowicz 10-yard pass from Billy Kilmer (Charlie Durkee kick)	0	17
4th	STL	Chuck Latourette 86-yard punt return (Jim Bakken kick)	7	17
	STL	Dave L. Williams 9-yard pass from Charley Johnson (Jim Bakken kick)	14	17
	NOR	Charlie Durkee 36-yard field goal	14	20
	STL	Willis Crenshaw 1-yard rush (Jim Bakken kick)	21	20





## 17 POINTS

10/13/63 vs. Pittsburgh

Final Score 24-23

Down 20-3 in the 3rd Quarter; cut lead to 23-10 by end of the 3rd Quarter and 23-17 early in the 4th quarter

QTR	TEAM	BOX SCORE	PIT	STL
1st	STL	Jim Bakken 44-yard field goal	0	3
	PIT	Lou Michaels 45-yard field goal	3	3
2nd	PIT	Red Mack 83-yard pass from Ed Brown (Lou Michaels kick)	10	3
	PIT	Lou Michaels 47-yard field goal	13	3
	PIT	Ed Brown 1-yard rush (Lou Michaels kick)	20	3
3rd	STL	Jackie Smith 10-yard pass from John David Crow (Jim Bakken kick)	20	10
	PIT	Lou Michaels 46-yard field goal	23	10
4th	STL	Jackie Smith 55-yard pass from Charley Johnson (Jim Bakken kick)	23	17
	STL	Bobby Joe Conrad 28-yard pass from Charley Johnson (Jim Bakken kick)	23	24

## 17 POINTS

10/1/61 at Philadelphia

Final Score 30-27

Down 17-0 in the 2nd Quarter

QTR	TEAM	BOX SCORE	STL	PHI
1st	PHI	Billy Ray Barnes 3-yard pass from Sonny Jurgensen (Bobby Walston kick)	0	7
	PHI	Dick Lucas 3-yard pass from Sonny Jurgensen (Bobby Walston kick)	0	14
2nd	PHI	Bobby Walston 19-yard field goal	0	17
	STL	Prentice Gautt 12-yard pass from Sam Etcheverry (Gerry Perry kick)	7	17
	STL	Sonny Randle 35-yard pass from Sam Etcheverry (Gerry Perry kick)	14	17
	PHI	Bobby Walston 16-yard field goal	14	20
3rd	PHI	Billy Ray Barnes 2-yard pass from Sonny Jurgensen (Bobby Walston kick)	14	27
	STL	Taz Anderson 1-yard rush (kick failed)	20	27
4th	STL	Prentice Gautt 54-yard rush (Gerry Perry kick)	27	27
	STL	Gerry Perry 27-yard field goal	30	27

## 16 POINTS

11/20/77 vs. Philadelphia

Final Score 21-16

Down 16-0 in the 3rd Quarter

QTR	TEAM	BOX SCORE	PHI	STL
2nd	PHI	Harold Carmichael 13-yard pass from Ron Jaworski (kick failed)	6	0
	PHI	Ove Johansson 32-yard field goal	9	0
3rd	PHI	Charlie A. Smith 15-yard pass from Ron Jaworski (Ove Johansson kick)	16	0
	STL	Jim Otis 25-yard rush (Jim Bakken kick)	16	7
	STL	Mel Gray 69-yard pass from Jim Hart (Jim Bakken kick)	16	14
4th	STL	Jim Otis 1-yard rush (Jim Bakken kick)	16	21

## 16 POINTS

11/9/75 at Philadelphia

Finals Score 24-23

Down 23-7 in the 3rd Quarter

QTR	TEAM	BOX SCORE	STL	PHI
1st	PHI	Charle Young 13-yard pass from Roman Gabriel (Horst Muhlmann kick)	0	7
	PHI	Horst Muhlmann 37-yard field goal	0	10
	STL	Jim Otis 3-yard pass from Jim Hart (Jim Bakken kick)	7	10
2nd	PHI	Po James 47-yard pass from Roman Gabriel (Horst Muhlmann kick)	7	17
	PHI	Horst Muhlmann 27-yard field goal	7	20
3rd	PHI	Horst Muhlmann 25-yard field goal	7	23
	STL	Terry Metcalf 1-yard rush (Jim Bakken kick)	14	23
4th	STL	Jim Hart 5-yard rush (Jim Bakken kick)	21	23
	STL	Jim Bakken 30-yard field goal	24	23



**TEAM SCORING RECORDS**

**MOST POINTS SCORED**

<b>Season</b>	
489.....	2015
449.....	2021
427.....	2008
423.....	1984
418.....	2016

<b>Game</b>	
65.....	At N.Y. Bulldogs, Nov. 13, 1949
63.....	At N.Y. Giants, Oct. 17, 1948
60.....	Vs. Rochester, Oct. 7, 1923

**MOST POINTS BOTH TEAMS**

<b>Game</b>	
98.....	Cardinals 63 at N.Y. Giants 35, Oct. 17, 1948
93.....	Cardinals 42 vs. New Orleans 51, Nov. 2, 1969
91.....	Cardinals 35 at N.Y. Jets 56, Sept. 28, 2008
89.....	Cardinals 41 vs. New Orleans 48, Dec. 18, 2016
87.....	Cardinals 45 at Washington 42, Nov. 22, 1998

**MOST TDS SCORED**

<b>Season</b>	
58.....	2015
53.....	1948
52.....	2021
51.....	2016, 2008, 1984
49.....	2020, 2007

<b>Game</b>	
9.....	At N.Y. Bulldogs, Nov. 13, 1949
	At N.Y. Giants, Oct. 17, 1948
	Vs. Rochester, Oct. 7, 1923
8.....	Vs. Detroit, Nov. 7, 1948
	Vs. Baltimore, Oct. 2, 1950
	At Minnesota, Oct. 6, 1963

<b>Both Teams/Game</b>	
14.....	Cardinals 9 at N.Y. Giants 5, Oct. 17, 1948
13.....	Cardinals 6 vs. New Orleans 7, Nov. 2, 1969
12.....	Cardinals 6 vs. New Orleans 6, Dec. 18, 2016
	Cardinals 5 at N.Y. Jets 7, Sept. 28, 2008
	Cardinals 9 at N.Y. Bulldogs 3, Nov. 13, 1949

**MOST TDS RUSHING**

<b>Season</b>	
25.....	1948
24.....	1979
23.....	2021
22.....	2020, 1968

<b>Game</b>	
6.....	Vs. Chicago Bears, Nov. 28, 1929

**MOST TDS PASSING**

<b>Season</b>	
35.....	2015
32.....	2007
31.....	2008
30.....	1963
29.....	1983

<b>Game</b>	
6.....	At N.Y. Bulldogs, Nov. 13, 1949
	Vs. Baltimore, Oct. 2, 1950
	At Cleveland, Sept. 26, 1965
	Vs. New Orleans, Nov. 2, 1969
5.....	Four times, most recently at Chicago, Nov. 8, 2009

**Both Teams/Game**

*12.....	Cardinals 6 vs. New Orleans 6, Nov. 2, 1969
10.....	Cardinals 4 at Chicago Bears 6, Dec. 5, 1937
9.....	Three times, most recently Cardinals 4 at Washington 5, Nov. 9, 1958

**\*NFL record**

**MOST TDS BY INTERCEPTION**

<b>Season</b>	
6.....	2007
5.....	1961, 1964
4.....	2015, 2013, 1995

<b>Game</b>	
2.....	Many times, most recently vs. New Orleans, Oct. 20, 2022

**MOST TDS BY KO RETURN**

<b>Season</b>	
3.....	1954
2.....	2010, 1958, 1952, 1934

<b>Game</b>	
1.....	Many times, most recently at Chicago, Sept. 20, 2015

**MOST TDS BY PUNT RETURN**

<b>Season</b>	
5.....	1959
4.....	2011, 1948

<b>Game</b>	
2.....	Vs. N.Y. Giants, Nov. 22, 1959
	Vs. Pittsburgh, Nov. 1, 1959
	Vs. Tampa Bay, Dec. 21, 1986

**MOST PATS SCORED**

<b>Season</b>	
53.....	2015, 1948
48.....	1984
47.....	2021, 2007
46.....	1949
45.....	2020, 2009, 1983

<b>Game</b>	
9.....	Vs. N.Y. Giants, Oct. 17, 1948
8.....	At Minnesota, Oct. 6, 1963
	Vs. N.Y. Bulldogs, Nov. 13, 1949
	Vs. Detroit, Nov. 7, 1948

<b>Both Teams/Game</b>	
14.....	Cardinals 9 at N.Y. Giants 5, Oct. 17, 1948
12.....	Cardinals 6 vs. New Orleans 6, Nov. 2, 1969
11.....	Cardinals 5 vs. New Orleans 6, Dec. 18, 2016
	Cardinals 4 at N.Y. Jets 7, Sept. 28, 2008
	Cardinals 6 vs. Philadelphia 5, Dec. 16, 1962

**MOST FGS ATTEMPTED**

<b>Season</b>	
45.....	2005
40.....	2017, 1966
39.....	1995, 1967
38.....	1964

<b>Game</b>	
9.....	At Pittsburgh, Sept. 24, 1967
7.....	At Atlanta, Dec. 9, 1973
	At Atlanta, Dec. 11, 1966
6.....	11 times, most recently vs. Denver, Dec. 12, 2010

**MOST FGS MADE**

<b>Season</b>	
43.....	2005
32.....	2017
31.....	2019
30.....	2021, 2013, 1995
29.....	2014
28.....	2023, 2022, 2015, 2006

**Game**

7.....	At Pittsburgh, Sept. 24, 1967
6.....	Vs. San Francisco, Oct. 2, 2005 (Mexico City)
	At Atlanta, Dec. 9, 1973
5.....	At Washington, Dec. 17, 2017
	Vs. St. Louis, Oct. 4, 2015
	Vs. Denver, Dec. 12, 2010
	Vs. Green Bay, Sept. 19, 1976
	Vs. Philadelphia, Dec. 13, 1964

**\*Ties NFL record**

**Both Teams/Game**

9.....	Cardinals 4 vs. San Francisco 5, Oct. 1, 2017
8.....	Cardinals 4 at Cleveland 4, Sept. 20, 1964
7.....	Cardinals 3 vs. Tampa Bay 4, Dec. 25, 2022
	Cardinals 4 at Atlanta 3, Nov. 18, 2012
	Cardinals 5 vs. Denver 2, Dec. 12, 2010
	Cardinals 3 at Baltimore 4, Sept. 23, 2007
	Cardinals 1 at Atlanta 6, Oct. 1, 2006
	Cardinals 4 at Seattle 3, Sept. 25, 2005
	Cardinals 3 at Miami 4, Sept. 12, 1999
	Cardinals 2 at Philadelphia 5, Dec. 22, 1996
	Cardinals 3 vs. Chicago 4, Nov. 27, 1994
	Cardinals 6 at Atlanta 1, Dec. 9, 1973
	Cardinals 7 at Pittsburgh 0, Sept. 24, 1967

**CONSECUTIVE GAMES SCORING FGS**

19.....	Game 16 in 2004-Game 2 in 2006
	Game 4 in 1966-Game 8 in 1967

**HIGHEST SCORE BY QUARTERS**

<b>First Quarter</b>	
27.....	Vs. Green Bay, Nov. 27, 1949
<b>Second Quarter</b>	
31.....	Vs. N.Y. Bulldogs, Nov. 13, 1949
<b>Third Quarter</b>	
35.....	Vs. Boston, Oct. 24, 1948
<b>Fourth Quarter</b>	
28.....	Vs. Tampa Bay, Nov. 8, 1987
	Vs. Philadelphia, Dec. 7, 1947
	Vs. Pittsburgh, Nov. 30, 1969
	At Minnesota, Oct. 6, 1963
	Vs. Baltimore, Oct. 2, 1950

**SCORE BY QUARTERS BOTH TEAMS**

<b>First Quarter</b>	
28.....	Cardinals 0 at Minnesota 28 Oct. 9, 2011
	Cardinals 21 vs. San Francisco 7, Sept. 10, 2006
	Cardinals 14 at Dallas 14, Nov. 23, 1967
<b>Second Quarter</b>	
47.....	Cardinals 27 vs. Philadelphia 20, Dec. 13, 1964
<b>Third Quarter</b>	
35.....	Cardinals 14 at Dallas 21, Sept. 28, 1975
	Cardinals 35 vs. Boston 0, Oct. 24, 1948
<b>Fourth Quarter</b>	
42.....	Cardinals 28 at Philadelphia 14, Dec. 7, 1947

**SCORE BY HALVES**

<b>First Half</b>	
42.....	At N.Y. Giants, Oct. 17, 1948
38.....	At Washington, Oct. 22, 1950
	At N.Y. Bulldogs, Nov. 13, 1949
37.....	Vs. San Diego, Nov. 20, 1983
35.....	At Cleveland, Sept. 26, 1965
	Vs. Pittsburgh, Nov. 1, 1959
<b>Second Half</b>	
48.....	Vs. Baltimore, Oct. 2, 1950
42.....	At Philadelphia, Dec. 7, 1947
38.....	Vs. Dallas, Dec. 9, 1962
35.....	At N.Y. Jets, Sept. 28, 2008
	Vs. Pittsburgh, Nov. 30, 1969
	At Minnesota, Oct. 6, 1963
	Vs. Boston, Oct. 24, 1948



## TEAM FIRST DOWN RECORDS

### MOST FIRST DOWNS

<b>Season</b>	
3812020	
373.....	2015
368.....	2016
367.....	2021
345.....	1984

<b>Game</b>	
33.....	At N.Y. Jets, Sept. 28, 2008
32.....	At Philadelphia, Dec. 31, 2023
	At Washington, Nov. 11, 1996 (OT)
	At N.Y. Bulldogs, Nov. 13, 1949
31.....	Vs. Seattle, Oct. 25, 2020 (OT)
	Vs. Washington, Nov. 16, 1975
30.....	At Seattle, Nov. 15, 2015
	At Green Bay, Jan. 2, 2000
	At L.A. Rams, Oct. 2, 1988
	Vs. Philadelphia, Dec. 16, 1962

<b>Both Teams/Game</b>	
64.....	Cardinals 31 vs. Seattle 33, Oct. 25, 2020 (OT)
59.....	Cardinals 26 vs. New Orleans 33, Dec. 18, 2016
57.....	Cardinals 32 at Washington 25, Nov. 10, 1996 (OT)
56.....	Cardinals 24 at Tennessee 32, Dec. 15, 2013 (OT)
	Cardinals 33 at N.Y. Jets 23, Sept. 28, 2008
	Cardinals 30 at Green Bay 26, Jan. 2, 2000
	Cardinals 25 at Washington, 31, Nov. 22, 1998

### MOST FIRST DOWNS RUSHING

<b>Season</b>	
145.....	1979
140.....	1976
136.....	2020
135.....	1981, 1948

<b>Game</b>	
23.....	At New Orleans, Oct. 5, 1980
19.....	Vs. Green Bay, Dec. 5, 1948
18.....	Vs. Minnesota, Nov. 4, 1979

17.....	At N.Y. Giants, Dec. 12, 1976
	At Philadelphia, Sept. 22, 1963

<b>Both Teams/Game</b>	
28.....	Cardinals 17 at N.Y. Giants 11, Dec. 12, 1976
	Cardinals 8 at Cleveland 20, Nov. 12, 1958
27.....	Cardinals 9 at Oakland 18, Oct. 7, 1973
	Cardinals 15 at Pittsburgh 12, Nov. 1, 1959
	Cardinals 17 at N.Y. Bulldogs 10, Nov. 13, 1949

### MOST FIRST DOWNS PASSING

<b>Season</b>	
237.....	2015
231.....	2008
229.....	2016
224.....	2005
215.....	2009

<b>Game</b>	
26.....	At N.Y. Jets, Sept. 28, 2008
23.....	At Washington, Nov. 10, 1996 (OT)
	Vs. St. Louis, Sept. 29, 1996 (OT)
22.....	Vs. Atlanta, Dec. 23, 2007
	Vs. Philadelphia, Dec. 13, 1964
21.....	At Green Bay, Jan. 2, 2000
	Vs. New Orleans, Dec. 20, 1998
	Vs. Dallas, Nov. 15, 1998
	Vs. Atlanta, Nov. 26, 1995 (OT)
	Vs. Dallas, Nov. 11, 1984

<b>Both Teams/Game</b>	
40.....	Cardinals 26 at N.Y. Jets 14, Sept. 28, 2008
39.....	Cardinals 19 at Minnesota 20, Nov. 26, 2006
	Cardinals 17 vs. Detroit 22, Nov. 18, 2001
38.....	Cardinals 17 vs. Seattle 21, Oct. 25, 2020 (OT)

37.....	Cardinals 17 vs. New Orleans 20, Dec. 18, 2016
36.....	Cardinals 16 vs. Atlanta 20, Oct. 13, 2019
35.....	Cardinals 12 at Tennessee 23, Dec. 15, 2013 (OT)
	Cardinals 22 vs. Atlanta 13, Dec. 23, 2007
	Cardinals 21 vs. New Orleans 14, Dec. 20, 1998
	Cardinals 19 vs. Philadelphia 16, Nov. 24, 1996

### MOST FIRST DOWNS BY PENALTY

<b>Season</b>	
44.....	2017, 2015, 2014
42.....	2016, 2004
40.....	2013
38.....	1998
36.....	1995

<b>Game</b>	
7.....	At San Francisco, Nov. 29, 2015
	Vs. San Francisco, Sept. 21, 2014
	At N.Y. Giants, Oct. 8, 1995 (OT)
6.....	Vs. Seattle, Nov. 9, 2017
	At N.Y. Giants, Sept. 14, 2014
	At Seattle, Dec. 22, 2013
	At St. Louis, Dec. 3, 2006
	At St. Louis, Sept. 27, 1998
	At L.A. Rams, Sept. 4, 1994
	Vs. Washington, Oct. 4, 1992

<b>Both Teams/Game</b>	
11.....	Cardinals 6 at St. Louis, 5, Dec. 3, 2006
10.....	Cardinals 6 at N.Y. Giants 4, Sept. 14, 2014
	Cardinals 5 vs. Phila. 5, Oct. 10, 1976

## TEAM TOTAL YARDS RECORDS

### MOST YARDS GAINED

<b>Season</b>	
6,533.....	2015
6,352.....	2021
6,345.....	1984
6,153.....	2020
5,868.....	2016

<b>Game</b>	
615.....	At Washington, Nov. 10, 1996 (OT)
589.....	Vs. Philadelphia, Dec. 16, 1962
579.....	At N.Y. Giants, Oct. 17, 1948
572.....	At N.Y. Bulldogs, Nov. 13, 1949
569.....	Vs. Washington, Sept. 27, 2020

<b>Both Teams/Game</b>	
1,091.....	Cardinals 517 vs. Seattle 572, Oct. 25, 2020 (OT)
1,087.....	Cardinals 589 vs. Philadelphia 498, Dec. 16, 1962
1,031.....	Cardinals 615 at Washington 416, Nov. 10, 1996 (OT)
997.....	Cardinals 445 vs. Miami 552, Sept. 30, 1984

## TEAM RUSHING RECORDS

### MOST YARDS RUSHING

<b>Season</b>	
2,582.....	1979
2,560.....	1948
2,402.....	1975
2,365.....	2023

<b>Game</b>	
330.....	At New Orleans, Oct. 5, 1980
325.....	Vs. Minnesota, Nov. 4, 1979
320.....	At Green Bay, Oct. 10, 1948
319.....	Vs. N.Y. Bulldogs, Oct. 30, 1949
316.....	At Minnesota, Nov. 6, 1977

<b>Both Teams/Game</b>	
489.....	Cardinals 308 vs. N.Y. Giants 181, Oct. 30, 1949

480.....	Cardinals 148 vs. Cleveland 332, Nov. 12, 1958
465.....	Cardinals 216 at N.Y. Giants 249, Nov. 30, 1947

### HIGHEST AVERAGE

<b>Season</b>	
5.03.....	2019
5.02.....	2023
4.87.....	1960
4.82.....	1948
4.73.....	1985

### MOST ATTEMPTS RUSHING

<b>Season</b>	
580.....	1976

566.....	2020, 1979
559.....	1936
555.....	1975
554.....	1978

<b>Game</b>	
70.....	Vs. Green Bay, Dec. 5, 1948
69.....	Vs. Green Bay, Nov. 6, 1936

<b>Opponent/Game</b>	
60.....	At N.Y. Giants, Dec. 4, 1977

<b>Both Teams/Game</b>	
*108.....	Cardinals 70 vs. Green Bay 38, Dec. 5, 1948
101.....	Cardinals 69 vs. Green Bay 32, Dec. 6, 1936
	<b>*NFL record</b>

## TEAM PASSING RECORDS

### MOST NET YARDS PASSING

<b>Season</b>	
4,674.....	2008
4,6162015	
4,437.....	2005
4,276.....	2021
4,257.....	1984

<b>Game</b>	
507.....	At Washington, Nov. 10, 1996 (OT)
468.....	At Chicago, Dec. 11, 1949
456.....	Vs. San Francisco, Nov. 25, 2007 (OT)
448.....	Vs. Dallas, Nov. 15, 1998
444.....	At Washington, Dec. 16, 1984

<b>Both Teams/Game</b>	
834.....	Cardinals 415 vs. Philadelphia 419, Dec. 16, 1962
757.....	Cardinals 328 vs. Detroit 429, Nov. 18, 2001
748.....	Cardinals 280 at Chicago Bears 468, Dec. 11, 1949
740.....	Cardinals 329 vs. Philadelphia 411, Oct. 26, 2014
728.....	Cardinals 423 vs. Philadelphia 305, Dec. 20, 2020





**MOST GROSS YARDS PASSING**

**Season**

4,875.....	2008
4,775.....	2015
4,723.....	2005
4,634.....	1984
4,619.....	2021

**Game**

522.....	At Washington, Nov. 10, 1996 (OT)
486.....	Vs. San Francisco, Nov. 25, 2007 (OT)
472.....	At N.Y. Jets, Sept. 28, 2008
468.....	At Washington, Dec. 16, 1984
465.....	Vs. Dallas, Nov. 15, 1998

**MOST PASS ATTEMPTS**

**Season**

670.....	2005
664.....	2022
646.....	2016
630.....	2008
613.....	1996

**Game**

61.....	At San Diego, Sept. 20, 1987
59.....	At Washington, Nov. 10, 1996 (OT)
58.....	Vs. L.A. Rams, Sept. 25, 2022
	Vs. St. Louis, Sept. 29, 1996 (OT)
	At Cleveland, Sept. 18, 1994
57.....	At N.Y. Jets, Sept. 28, 2008
	At Green Bay, Jan. 2, 2000

**Both Teams/Game**

104.....	Cardinals 42 vs. Philadelphia 62, Oct. 26, 2014
99.....	Cardinals 54 vs. Detroit 45, Sept. 8, 2019 (OT)
96.....	Cardinals 41 at St. Louis 55, Sept. 12, 2010
95.....	Cardinals 33 vs. Detroit 62, Nov. 18, 2001
	Cardinals 59 at Washington 36, Nov. 10, 1996 (OT)
94.....	Cardinals 42 at Pittsburgh 52, Dec. 13, 1958

**MOST PASS COMPLETIONS**

**Season**

433.....	2022
419.....	2005
418.....	2008
415.....	2021
392.....	2009

**Game**

40.....	At N.Y. Jets, Sept. 28, 2008
37.....	Vs. L.A. Rams, Sept. 25, 2022
	Vs. St. Louis, Sept. 29, 1996 (OT)
	At Washington, Dec. 16, 1984
36.....	At Carolina, Oct. 26, 2008
35.....	At Seattle, Nov. 21, 2021
	At Carolina, Oct. 30, 2016
	Vs. Atlanta, Dec. 23, 2007
	Vs. San Francisco, Nov. 25, 2007 (OT)
	At Green Bay, Jan. 2, 2000
	At Washington, Nov. 10, 1996 (OT)

**Both Teams/Game**

67.....	Cardinals 34 vs. Seattle 33, Oct. 25, 2020 (OT)
65.....	Cardinals 28 vs. New Orleans 37, Dec. 18, 2016
64.....	Cardinals 40 at N.Y. Jets 24, Sept. 28, 2008
63.....	Cardinals 35 vs. Atlanta 28, Dec. 23, 2007 (OT)
61.....	Cardinals 26 vs. Houston 35, Oct. 11, 2009
60.....	Cardinals 35 vs. San Francisco 25, Nov. 25, 2007
	Cardinals 27 at St. Louis 33, Nov. 20, 2005

**HIGHEST COMPLETION PCT.**

**Season**

70.2.....	2021 (333-481)
67.3.....	2020 (387-575)
66.3.....	2008 (418-630)
66.0.....	2009 (392-594)
65.2.....	2022 (433-664)

**Game (min. 15 attempts)**

85.2.....	At San Francisco, Nov. 7, 2021 (23-27)
84.4.....	Vs. St. Louis, Dec. 8, 2013 (27-32)
	At Jacksonville, Sept. 20, 2009 (27-32)
82.4.....	At Jacksonville, Sept. 26, 2021 (28-34)
	At N.Y. Jets, Nov. 23, 1975 (14-17)
82.1.....	Vs. Seattle, Nov. 19, 2020 (23-28)

**TEAM INTERCEPTION RECORDS**

**MOST PASSES INTERCEPTED**

**Season**

33.....	1956, 1949
29.....	1955
28.....	1983

**Game**

7.....	At N.Y. Bulldogs, Nov. 13, 1949
6.....	At Cleveland, Sept. 26, 1965
	At Philadelphia, Oct. 21, 1956
	Vs. Detroit, Sept. 30, 1946

**Both Teams/Game**

11.....	Cardinals 8 vs. Philadelphia 3, Sept. 24, 1950
---------	--

**MOST YARDS INTERCEPTION RETURNS**

**Season**

551.....	2007
486.....	1949
459.....	1961
451.....	1956

**Game**

186.....	Vs. Detroit, Dec. 16, 2012
161.....	At Pittsburgh, Sept. 26, 1955
158.....	At Green Bay, Oct. 16, 1949
155.....	At Cincinnati, Nov. 18, 2007
134.....	Vs. St. Louis, Dec. 30, 2007

**TEAM PENALTY RECORDS**

**MOST PENALTIES**

**Season**

145.....	2005
137.....	2007
128.....	1994
124.....	2004
121.....	2019

**Opponent/Season**

139.....	2004
130.....	2015, 2014
129.....	2017
123.....	2016
122.....	2011
118.....	2007

**Game**

16.....	Vs. Green Bay, Sept. 13, 1936
15.....	Vs. Philadelphia, Oct. 10, 1976
	Vs. Philadelphia, Nov. 2, 1958

**Opponent/Game**

15.....	Vs. Philadelphia, Nov. 2, 1997
	At Detroit, Sept. 17, 1995
	Vs. Philadelphia, Nov. 30, 1952

**Both Teams/Game**

27.....	Cardinals 12 vs. Philadelphia 15, Nov. 30, 1952
26.....	Cardinals 15 vs. Philadelphia 11, Oct. 10, 1976

**MOST YARDS PENALIZED**

**Season**

1,183.....	2005
1,128.....	2007
1,090.....	1994
1,004.....	2011
990.....	2021

**Game**

166.....	Vs. Dallas, Oct. 9, 1977
150.....	Vs. N.Y. Giants, Sept. 11, 1994
140.....	At Chicago, Dec. 16, 1951
	Vs. Baltimore, Oct. 2, 1950

**TEAM PUNTING RECORDS**

**MOST PUNTS**

**Season**

112.....	2012
102.....	1978
100.....	1980
99.....	2004
98.....	1994

**Opponent/Season**

97.....	2004
95.....	2017
94.....	1997, 1978
93.....	2012
92.....	2011
90.....	1994, 1979

**Game**

16.....	At Detroit, Sept. 15, 1940
	Vs. Chicago, Nov. 30, 1933

**Opponent/Game**

14.....	Vs. Cincinnati, Nov. 12, 1933
13.....	At Detroit, Sept. 15, 1940
	Vs. Chicago, Nov. 30, 1933

**HIGHEST AVERAGE**

**Season**

49.6.....	2023
48.8.....	2021
48.6.....	2018
47.3.....	2017
47.0.....	2019, 2009
46.5.....	2012
46.4.....	2022

**Game (min. 4 punts)**

54.8.....	Vs. Cincinnati, Oct. 8, 2023
54.7.....	Vs. San Francisco, Sept. 13, 2009
54.0.....	Vs. Seattle, Sept. 14, 2003
53.4.....	At Baltimore, Sept. 15, 2019
53.3.....	At Pittsburgh, Oct. 13, 1957



## TEAM PUNT RETURN RECORDS

### MOST PUNT RETURNS

<b>Season</b>	
64.....	1962
63.....	1964
61.....	1958
58.....	1983
<b>Game</b>	
9.....	Vs. Philadelphia, Dec. 24, 2005 Vs. Chicago, Nov. 29, 1959
<b>Both Teams/Game</b>	
14.....	Cardinals 9 vs. Philadelphia 5, Dec. 24, 2005 Cardinals 6 vs. N.Y. Giants 8, Dec. 15, 1974 Cardinals 7 vs. N.Y. Giants 7, Nov. 1, 1953
13.....	Four times, most recently Cardinals 4 vs. Tennessee 9, Oct. 23, 2005

### MOST PUNT RETURN YARDS

<b>Season</b>	
696.....	2011
669.....	1948
550.....	1987
548.....	1959
546.....	1949
<b>Game</b>	
164.....	Vs. N.Y. Giants, Nov. 22, 1959
155.....	Vs. Pittsburgh, Nov. 1, 1959
152.....	At New England, Nov. 2, 1975
<b>Both Teams/Game</b>	
205.....	Cardinals 164 vs. N.Y. Giants 41, Nov. 22, 1959
184.....	Cardinals 95 at St. Louis 89, Nov. 27, 2011
181.....	Cardinals 32 at N.Y. Giants 149, Oct. 14, 1951
172.....	Cardinals 87 at Detroit 85, Oct. 5, 1986

### HIGHEST PUNT RETURN AVG.

<b>Season</b>	
19.1.....	1948
18.2.....	1949
<b>Game (3 attempts)</b>	
47.7.....	At New Orleans, Sept. 29, 1968 (3-143)
36.3.....	Vs. Tampa Bay, Dec. 21, 1986 (4-145)
32.8.....	Vs. N.Y. Giants, Nov. 22, 1959 (5-164)

## TEAM KICKOFF RETURN RECORDS

### MOST KICKOFF RETURNS

<b>Season</b>	
86.....	2000
84.....	2010
83.....	1989
82.....	2003
81.....	2002
<b>Game</b>	
10.....	At New England, Dec. 21, 2008
<b>Both Teams/Game</b>	
16.....	Cardinals 6 at N.Y. Giants 10, Oct. 17, 1948
16.....	Cardinals 8 at Cleveland 8, Sept. 20, 1964

### MOST KICKOFF RETURN YARDS

<b>Season</b>	
2,296.....	2000
2,084.....	2010
1,881.....	2003
1,797.....	2002
1,719.....	2005
<b>Game</b>	
282.....	Vs. Green Bay, Nov. 1, 1942
252.....	At St. Louis, Sept. 28, 2003
249.....	Vs. Philadelphia, Oct. 21, 1971
241.....	At Green Bay, Dec. 21, 1969
<b>Both Teams/Game</b>	
437.....	Cardinals 184 vs. Philadelphia 253, Nov. 24, 1996
421.....	Cardinals 196 vs. Washington 225, Sept. 23, 1973
412.....	Cardinals 232 vs. N.Y. Giants 180, Nov. 23, 2008
405.....	Cardinals 180 at Cleveland 225, Sept. 20, 1964
364.....	Cardinals 190 at Houston 174, Oct. 20, 1974

### HIGHEST KICKOFF RETURN AVERAGE

<b>Season</b>	
26.7.....	2000
25.1.....	1968, 1958
24.8.....	2010, 1957
24.5.....	1954
<b>Game (3 attempts)</b>	
52.0.....	Vs. Pittsburgh, Oct. 31, 1954 (3-156)
43.3.....	At Minnesota, Nov. 12, 2000 (4-173)
41.8.....	At Tennessee, Nov. 29, 2009 (4-167)
40.3.....	At Seattle, Sept. 15, 2002 (4-161) At Philadelphia, Sept. 19, 1965 (3-121)
37.2.....	Vs. N.Y. Giants, Sept. 26, 1954 (6-223)

## TEAM FUMBLE RECORDS

### MOST FUMBLES

<b>Season</b>	
50.....	1983
48.....	1959
44.....	1976
43.....	1972
<b>Opponent/Season</b>	
40.....	1986, 1979
39.....	1995, 1946
37.....	1991, 1950
<b>Game</b>	
9.....	At Washington, Oct. 25, 1976
8.....	At Pittsburgh, Nov. 26, 1961 At N.Y. Giants, Sept. 17, 1961 At Cleveland, Nov. 27, 1938

### Opponent/Game

8.....	Vs. Seattle, Oct. 29, 1995 (OT)
7.....	Vs. Pittsburgh, Sept. 16, 1979 At Pittsburgh, Dec. 1, 1968
<b>Both Teams/Game</b>	
14.....	Cardinals 8 at N.Y. Giants 6, Sept. 17, 1961
13.....	Cardinals 9 at Washington 4, Oct. 25, 1976
12.....	Twice, most recently Cardinals 8 at Pittsburgh 4, Nov. 26, 1961

### FEWEST FUMBLES

<b>Season</b>	
9.....	2019
15.....	1965
16.....	2014
17.....	1982, 1943
19.....	2017, 1941
<b>Fewest Fumbles Lost</b>	
4.....	2021
5.....	2014, 1943
6.....	2023, 2019
7.....	2017, 1965
8.....	2022, 2020
9.....	2013, 2011, 1974

## TEAM MISCELLANEOUS RECORDS

### MOST CONSECUTIVE

<b>Victories</b>	
11.....	1948-49
10.....	1925
<b>Season-Opening Victories</b>	
7.....	2021, 1974, 1922
<b>Season-Opening Defeats</b>	
10.....	1943
<b>Shutouts</b>	
5.....	1922-23
3.....	1970

### HOME ATTENDANCE

<b>Season</b>	
518,652.....	2016
516,646.....	2007
513,741.....	2017
513,487.....	2015
512,775.....	2008
508,829.....	+2006
508,403.....	2022
505,143.....	2009
502,912.....	2023
502,130.....	2021
500,097.....	2010
497,330.....	1994
496,111.....	2018
495,835.....	2014
490,586.....	2019
489,455.....	2011
488,271.....	2013
487,125.....	2012
472,937.....	#1988
<b>#Inaugural season in Arizona</b>	
<b>+First season at State Farm Stadium</b>	

### Game

103,367.....	Vs. San Francisco, Oct. 2, 2005*
78,407.....	Vs. San Francisco, Nov. 21, 2022*
73,025.....	Vs. Dallas, Sept. 19, 1993
72,439.....	Vs. Dallas, Nov. 22, 1992
72,394.....	Vs. Dallas, Dec. 25, 1995
71,670.....	Vs. San Diego, Dec. 27, 1998
71,233.....	Vs. Chicago, Oct. 28, 1990
71,023.....	Vs. Dallas, Oct. 23, 1994
70,993.....	Vs. San Francisco, Sept. 27, 1999
70,763.....	Vs. Dallas, Dec. 8, 1996
70,650.....	Vs. Philadelphia, Jan 18, 2009 (NFC Championship Game)
70,060.....	Vs. Dallas, Sept. 7, 1997
<b>* Mexico City</b>	



**CARDINALS IN THE PLAYOFFS**

Date	Game	Opponent	Result
Dec. 28, 1947	NFL Championship	vs. Philadelphia	W, 28-21
Dec. 19, 1948	NFL Championship	at Philadelphia	L, 0-7
Dec. 21, 1974	NFL Divisional Game	at Minnesota	L, 14-30
Dec. 27, 1975	NFL Divisional Game	at L.A. Rams	L, 23-35
Jan. 8, 1983	1st Round Super Bowl Tournament*	at Green Bay	L, 16-41
Jan. 2, 1999	NFC Wild Card	at Dallas	W, 20-7
Jan. 10, 1999	NFC Divisional Game	at Minnesota	L, 21-41
Jan. 3, 2009	NFC Wild Card	vs. Atlanta	W, 30-24
Jan. 10, 2009	NFC Divisional Game	at Carolina	W, 33-13
Jan. 18, 2009	NFC Championship	vs. Philadelphia	W, 32-25
Feb. 1, 2009	Super Bowl XLIII	vs. Pittsburgh	L, 23-27
Jan. 10, 2010	NFC Wild Card	vs. Green Bay	W, 51-45 (OT)
Jan. 16, 2010	NFC Divisional Game	at New Orleans	L, 14-45
Jan. 3, 2015	NFC Wild Card	at Carolina	L, 16-27
Jan. 16, 2016	NFC Divisional Game	vs. Green Bay	W, 26-20 (OT)
Jan. 24, 2016	NFC Championship	at Carolina	L, 15-49
Jan. 17, 2022	NFC Wild Card	at L.A. Rams	L, 11-34

\* As a result of the 1982 Players Strike that reduced the regular season to nine games, the NFL conducted a 16-team Super Bowl Tournament with the top eight teams from each conference

**INDIVIDUAL POSTSEASON RECORDS**

**SCORING**

**Total Points**

- 18.....Larry Fitzgerald vs. Philadelphia, Jan. 18, 2009  
Mario Bates at Minnesota, Jan. 10, 1999
- 15.....Neil Rackers at Carolina, Jan. 10, 2009

**Touchdowns**

- 3.....Larry Fitzgerald vs. Philadelphia, Jan. 18, 2009  
Mario Bates at Minnesota, Jan. 10, 1999
- 2.....Michael Floyd vs. Green Bay, Jan. 16, 2016  
Early Doucet vs. Green Bay, Jan. 10, 2010  
Larry Fitzgerald vs. Green Bay, Jan. 10, 2010  
Larry Fitzgerald vs. Pittsburgh, Feb. 1, 2009 (SB XLIII)  
Elmer Angsman vs. Philadelphia, Dec. 28, 1947  
Charley Trippi vs. Philadelphia, Dec. 28, 1947

**Field Goals Made**

- 4.....Neil Rackers at Carolina, Jan. 10, 2009

**Longest Field Goal**

- 55.....Matt Prater at L.A. Rams, Jan. 17, 2022
- 49.....Neil Rackers vs. Philadelphia, Jan. 18, 2009  
Neil Rackers at Carolina, Jan. 10, 2009
- 46.....Chris Jacke at Dallas, Jan. 2, 1999

**Field Goals Attempted**

- 5.....Neil Rackers at Carolina, Jan. 10, 2009
- 4.....Neil O'Donoghue at Green Bay, Jan. 8, 1983

**Extra Points Att./Made**

- 6/6.....Neil Rackers vs. Green Bay, Jan. 10, 2010

**RUSHING**

**Rushing Yards**

- 159.....Elmer Angsman vs. Philadelphia, Dec. 28, 1947 (10 att.)
- 95.....Adrian Murrell at Dallas, Jan. 2, 1999 (12 att.)
- 91.....Beanie Wells vs. Green Bay, Jan. 10, 2010 (14 att.)
- 87.....Tim Hightower at New Orleans, Jan. 16, 2010 (6 att.)
- 84.....Charley Trippi vs. Philadelphia, Dec. 28, 1947 (11 att.)

**Rushing Attempts**

- 20.....Edgerrin James at Carolina, Jan. 10, 2009
- 17.....Tim Hightower at Carolina, Jan. 10, 2009
- 16.....Edgerrin James vs. Philadelphia, Jan. 18, 2009  
Edgerrin James vs. Atlanta, Jan. 3, 2009

**Touchdowns Rushing**

- 3.....Mario Bates at Minnesota, Jan. 10, 1999
- 2.....Elmer Angsman vs. Philadelphia, Dec. 28, 1947

**Rushing Average (min. 10 att.)**

- 15.9.....Elmer Angsman vs. Philadelphia, Dec. 28, 1947 (10 att., 159 yards)
- 7.9.....Adrian Murrell at Dallas, Jan. 2, 1999 (12 att., 95 yards)
- 7.6.....Charley Trippi vs. Philadelphia, Dec. 28, 1947 (11 att., 84 yards)

**Longest Run**

- 74.....Adrian Murrell at Dallas, Jan. 2, 1999
- 70t.....Tim Hightower at New Orleans, Jan. 16, 2010  
Elmer Angsman vs. Philadelphia, Dec. 28, 1947
- 70.....Elmer Angsman vs. Philadelphia, Dec. 28, 1947

**PASSING**

**Passing Yards**

- 385.....Neil Lomax at Green Bay, Jan. 8, 1983 (32 comp., 51 att.)
- 379.....Kurt Warner vs. Green Bay, Jan. 10, 2010 (29 comp., 33 att.)
- 377.....Kurt Warner vs. Pittsburgh, Feb. 1, 2009 (SB XLIII) (31 comp., 43 att.)
- 349...Carson Palmer vs. Green Bay, Jan. 16, 2016 (25 comp., 41 att.)
- 291.....Jim Hart at L.A. Rams, Dec. 27, 1975 (22 comp., 41 att.)

**Pass Attempts**

- 51.....Neil Lomax at Green Bay, Jan. 8, 1983 (32 comp., 385 yards)
- 43.....Kurt Warner vs. Pittsburgh, Feb. 1, 2009 (SB XLIII) (31 comp., 377 yards)
- 41.....Carson Palmer vs. Green Bay, Jan. 16, 2016 (25 comp., 349 yards)  
Jake Plummer at Minnesota, Jan. 10, 1999 (23 comp., 242 yards)  
Jim Hart at L.A. Rams, Dec. 27, 1975 (22 comp., 291 yards)

**Pass Completions**

- 32.....Neil Lomax at Green Bay, Jan. 8, 1983 (51 att., 385 yards)
- 31.....Kurt Warner vs. Pittsburgh, Feb. 1, 2009 (SB XLIII) (43 att., 377 yards)
- 29.....Kurt Warner vs. Green Bay, Jan. 10, 2010 (33 att., 379 yards)
- 25.....Carson Palmer vs. Green Bay, Jan. 16, 2016 (41 att., 349 yards)

**Touchdown Passes**

- 5.....Kurt Warner vs. Green Bay, Jan. 10, 2010
- 4.....Kurt Warner vs. Philadelphia, Jan. 18, 2009
- 3.....Carson Palmer vs. Green Bay, Jan. 16, 2016  
Kurt Warner vs. Pittsburgh, Feb. 1, 2009 (SB XLIII)

**Passes Had Intercepted**

- 4.....Carson Palmer at Carolina, Jan. 24, 2016
- 3.....Jim Hart at L.A. Rams, Dec. 27, 1975

**Completion Percentage**

- 87.9...Kurt Warner vs. Green Bay, Jan. 10, 2010 (29 comp., 33 att., 379 yards)
- 75.0...Kurt Warner vs. Philadelphia, Jan. 18, 2009 (21 comp., 28 att., 279 yards)
- 72.1...Kurt Warner vs. Pittsburgh, Feb. 1, 2009 (31 comp., 43 att., 377 yards) (SB XLIII)

**Longest Completion**

- 75.....Carson Palmer to Larry Fitzgerald vs. Green Bay, Jan.16, 2016
- 71t.....Kurt Warner to Anquan Boldin vs. Atlanta, Jan. 3, 2009
- 64t.....Kurt Warner to Larry Fitzgerald vs. Pittsburgh, Feb. 1, 2009 (SB XLIII)
- 62t.....Kurt Warner to Larry Fitzgerald vs. Philadelphia, Jan. 18, 2009
- 59.....Jake Plummer to Frank Sanders at Dallas, Jan. 2, 1999

**Most Times Sacked**

- 5.....Neil Lomax for 38 yards at Green Bay, Jan. 8, 1983

**RECEIVING**

**Receptions**

- 9.....David Johnson at Carolina, Jan. 24, 2016 (68 yards)  
Larry Fitzgerald vs. Philadelphia, Jan. 18, 2009 (152 yards)
- 8.....Larry Fitzgerald vs. Green Bay, Jan. 16, 2016 (176 yards)  
Early Doucet at New Orleans, Jan. 16, 2010 (68 yards)  
Anquan Boldin vs. Pittsburgh, Feb. 1, 2009 (84 yards) (SB XLIII)  
Larry Fitzgerald at Carolina, Jan. 10, 2009 (166 yards)





- 7.....Steve Breaston vs. Green Bay, Jan. 10, 2010 (125 yards)
- Larry Fitzgerald vs. Pittsburgh, Feb. 1, 2009 (127 yards) (SB XLIII)
- Roy Green at Green Bay, Jan. 8, 1983 (113 yards)

### Receiving Yards

- 176.....Larry Fitzgerald vs. Green Bay, Jan. 16, 2016 (8 rec.)
- 166.....Larry Fitzgerald at Carolina, Jan. 10, 2009 (8 rec.)
- 152.....Larry Fitzgerald vs. Philadelphia, Jan. 18, 2009 (9 rec.)
- 127.....Larry Fitzgerald vs. Pittsburgh, Feb. 1, 2009 (7 rec.) (SB XLIII)
- 125.....Steve Breaston vs. Green Bay, Jan. 10, 2010 (7 rec.)

### Touchdowns Receiving

- 3.....Larry Fitzgerald vs. Philadelphia, Jan. 18, 2009
- 2.....Michael Floyd vs. Green Bay, Jan. 16, 2016
- Early Doucet vs. Green Bay, Jan. 10, 2010
- Larry Fitzgerald vs. Green Bay, Jan. 10, 2010
- Larry Fitzgerald vs. Pittsburgh, Feb. 1, 2009 (SB XLIII)

## COMBINATION YARDAGE

### Combined Yardage

- 229....Terry Metcalf at L.A. Rams, Dec. 27, 1975 (27 rush, 94 rec., 3 punt ret., 105 KO ret.)

## PUNTING

### Most Punts

- 9.....Drew Butler at Carolina, Jan. 3, 2015 (34.8 avg.)
- 8....Scott Player at Dallas, Jan. 2, 1999 (37.9 avg.)
- Ray Mallouf vs. Philadelphia, Dec. 28, 1947
- Ray Mallouf at Philadelphia, Dec. 19, 1948

### Punting Average

- 49.0.....Drew Butler vs. Green Bay, Jan. 16, 2016 (3 punts)
- 48.8.....Drew Butler at Carolina, Jan. 24, 2016 (4 punts)
- 48.2.....Andy Lee at L.A. Rams, Jan. 17, 2022 (5 punts)
- 43.5.....Ben Graham at New Orleans, Jan. 16, 2010 (6 punts)

## INTERCEPTIONS

### Most Interceptions

- 2.....Aeneas Williams at Dallas, Jan. 2, 1999 (0 yards)
- John Cochran at Philadelphia, Dec. 19, 1948 (20 yards)

### Interception Return Yardage

- 72....Patrick Peterson at Carolina, Jan. 24, 2016 (1 INT)
- 50....Antonio Cromartie at Carolina, Jan. 3, 2015 (1 INT)
- 47....Antrel Rolle at Carolina, Jan. 10, 2009 (1 INT)
- Aeneas Williams at Minnesota, Jan. 10, 1999 (1 INT)

### Longest Interception Return

- 72.....Patrick Peterson at Carolina, Jan. 24, 2016
- 50.....Antonio Cromartie at Carolina, Jan. 3, 2015
- 47.....Antrel Rolle at Carolina, Jan. 10, 2009
- Aeneas Williams at Minnesota, Jan. 10, 1999

## PUNT RETURNS

### Total Punt Returns

- 3.....Steve Breaston at Carolina, Jan. 10, 2009 (15 yards)
- Eric Metcalf at Dallas, Jan. 2, 1999 (11 yards)
- Terry Metcalf at Minnesota, Dec. 21, 1974 (18 yards)

### Punt Return Yardage

- 102.....Charley Trippi vs. Philadelphia, Dec. 28, 1947 (2 returns)
- 37.....John Cochran vs. Philadelphia, Dec. 28, 1947 (1 return)
- 36.....Eric Metcalf at Minnesota, Jan. 10, 1999 (1 return)

### Longest Punt Return

- 75t.....Charley Trippi vs. Philadelphia, Dec. 28, 1947
- 37.....John Cochran vs. Philadelphia, Dec. 28, 1947
- 36.....Eric Metcalf at Minnesota, Jan. 10, 1999

### Punt Return Average

- 51.0.....Charley Trippi vs. Philadelphia, Dec. 28, 1947 (2 ret., 102 yards)
- 37.0.....John Cochran vs. Philadelphia, Dec. 28, 1947 (1 ret., 37 yards)
- 36.0.....Eric Metcalf at Minnesota, Jan. 10, 1999 (1 ret., 36 yards)

## KICKOFF RETURNS

### Total Kickoff Returns

- 5.....LaRod Stephens-Howling at New Orleans, Jan. 16, 2010 (139 yards)
- 4.....LaRod Stephens-Howling vs. Green Bay, Jan. 10, 2010 (85 yards)
- J.J. Arrington vs. Pittsburgh, Feb. 1, 2009 (82 yards) (SB XLIII)
- J.J. Arrington vs. Atlanta, Jan. 3, 2009 (74 yards)

### Kickoff Return Yardage

- 139.....LaRod Stephens-Howling at New Orleans, Jan. 16, 2010 (5 returns)
- 105.....Stump Mitchell at Green Bay, Jan. 8, 1983 (3 returns)
- Terry Metcalf at L.A. Rams, Dec. 27, 1975 (3 returns)

### Longest Kickoff Return

- 67.....Terry Metcalf at L.A. Rams, Dec. 27, 1975
- 48.....Ted Ginn, Jr. at Carolina, Jan. 3, 2015
- 46.....Boris Dimancheff vs. Philadelphia, Dec. 28, 1947

### Kickoff Return Average

- 35.0.....Stump Mitchell at Green Bay, Jan. 8, 1983 (3 returns-105 yards)
- Terry Metcalf at L.A. Rams, Dec. 27, 1975 (3 returns-105 yards)

## TEAM POSTSEASON RECORDS

## SCORING

### Most Points Scored

- 51.....Vs. Green Bay, Jan. 10, 2010 (OT)
- 33.....At Carolina, Jan. 10, 2009
- 32.....Vs. Philadelphia, Jan. 18, 2009
- 30.....Vs. Atlanta, Jan. 3, 2009
- 28.....Vs. Philadelphia, Dec. 28, 1947

### Fewest Points Scored

- 0.....At Philadelphia, Dec. 19, 1948
- 11.....At L.A. Rams, Jan. 17, 2022
- 14.....At Minnesota, Dec. 21, 1974
- At New Orleans, Jan. 16, 2010

### Opponent/Most Points Scored

- 49.....At Carolina, Jan. 24, 2016
- 45.....At New Orleans, Jan. 16, 2010
- Vs. Green Bay, Jan. 10, 2010 (OT)
- 41.....At Minnesota, Jan. 10, 1999
- At Green Bay, Jan. 8, 1983

### Opponent/Fewest Points Scored

- 7.....At Dallas, Jan. 2, 1999
- At Philadelphia, Dec. 19, 1948

### Most Decisive Win

- 33-13.....At Carolina, Jan. 10, 2009
- 20-7.....At Dallas, Jan. 2, 1999
- 32-25.....Vs. Philadelphia, Jan. 18, 2009
- 28-21.....Vs. Philadelphia, Dec. 28, 1947

### Most Decisive Loss

- 49-15.....At Carolina, Jan. 24, 2016
- 45-14.....At New Orleans, Jan. 16, 2010
- 41-16.....At Green Bay, Jan. 8, 1983
- 34-11.....At L.A. Rams, Jan. 17, 2022
- 41-21.....At Minnesota, Jan. 10, 1999

### Most Points Combined

- \*96.....Vs. Green Bay 45, Cardinals 51, Jan. 10, 2010 (OT)
- 64.....At Carolina 49, Cardinals 15, Jan. 24, 2016
- 62.....At Minnesota 41, Cardinals 21, Jan. 10, 1999
- 59.....At New Orleans 45, Cardinals 14, Jan. 16, 2010
- 58.....At L.A. Rams 35, Cardinals 23, Dec. 27, 1975

\*NFL record

## FIRST DOWNS

### Most First Downs

- 30.....Vs. Green Bay, Jan. 10, 2010 (OT)
- 27.....At Green Bay, Jan. 8, 1983
- 23.....Vs. Pittsburgh, Feb. 1, 2009 (SB XLIII)
- At Minnesota, Jan. 10, 1999
- 22.....At L.A. Rams, Dec. 27, 1975

### Most First Downs Rushing

- 8.....At Carolina, Jan. 10, 2009
- At Green Bay, Jan. 8, 1983
- 7.....Vs. Green Bay, Jan. 10, 2010
- At Minnesota, Jan. 10, 1999
- Vs. Philadelphia, Dec. 28, 1947

### Most First Downs Passing

- 21.....Vs. Green Bay, Jan. 10, 2010 (OT)
- 20.....Vs. Pittsburgh, Feb. 1, 2009 (SB XLIII)
- 18.....At Green Bay, Jan. 8, 1983
- 16.....Vs. Green Bay, Jan. 16, 2016
- At L.A. Rams, Dec. 27, 1975

### Most First Downs By Penalty

- 5.....At Minnesota, Jan. 10, 1999
- 3.....At Carolina, Jan. 10, 2009

## TOTAL YARDS

### Most Net Yards Gained

- 531.....Vs. Green Bay, Jan. 10, 2010 (156 rush, 375 pass) OT
- 453.....At Green Bay, Jan. 8, 1983 (106 rush, 347 pass)
- 407.....Vs. Pittsburgh, Feb. 1, 2009 (33 rush, 374 pass) (SB XLIII)
- 369.....Vs. Philadelphia, Jan. 18, 2009 (102 rush, 267 pass)
- 368.....Vs. Green Bay, Jan. 16, 2016 (40 rush, 328 pass)

### Both Teams/Game

- 1,024.....Vs. Green Bay 493, Cardinals 531, Jan. 10, 2010 (OT)
- 823.....Vs. Philadelphia 454, Cardinals 369, Jan. 18, 2009



## RUSHING

### Most Rushing Attempts

- 43.....At Carolina, Jan. 10, 2009  
 39.....Vs. Philadelphia, Dec. 29, 1947  
 34.....At Philadelphia, Dec. 19, 1948  
 29.....Vs. Philadelphia, Jan. 18, 2009  
 At Dallas, Jan. 2, 1999

### Both Teams/Game

- 91.....At Philadelphia 57, Cardinals 34,  
 Dec. 19, 1948  
 76.....Vs. Philadelphia 37, Cardinals 39,  
 Dec. 29, 1947

### Most Yards Rushing

- 282.....Vs. Philadelphia, Dec. 28, 1947  
 156.....Vs. Green Bay, Jan. 10, 2010 (OT)  
 145.....At Carolina, Jan. 10, 2009  
 133.....At Dallas, Jan. 2, 1999  
 106.....At Green Bay, Jan. 8, 1983

### Both Teams/Game

- 342.....Vs. Philadelphia 60, Cardinals 282,  
 Dec. 28, 1947  
 332.....At L.A. Rams 237, Cardinals 95,  
 Dec. 27, 1975  
 321.....At Philadelphia 225, Cardinals 96,  
 Dec. 19, 1948

### Opponent/Fewest Yards Rushing

- 58.....Vs. Pittsburgh, Feb. 1, 2009 (SB XLIII)  
 60.....Vs. Atlanta, Jan. 3, 2009  
 Vs. Philadelphia, Dec. 28, 1947

## PASSING

### Most Net Yards Passing

- 375.....Vs. Green Bay, Jan. 10, 2010 (OT)  
 374.....Vs. Pittsburgh, Feb. 1, 2009 (SB XLIII)  
 347.....At Green Bay, Jan. 8, 1983  
 328.....At Green Bay, Jan. 16, 2016  
 271.....Vs. Atlanta, Jan. 3, 2009

### Both Teams/Game

- 779.....Vs. Green Bay 404, Cardinals 375,  
 Jan. 10, 2010 (OT)  
 624.....Vs. Philadelphia 357, Cardinals 267,  
 Jan. 18, 2009

### Opponent/ Fewest Yards Passing

- 7.....At Philadelphia, Dec. 19, 1948

### Most Gross Yards Passing

- 385.....At Green Bay, Jan. 8, 1983  
 379.....Vs. Green Bay, Jan. 10, 2010 (OT)  
 377.....Vs. Pittsburgh, Feb. 1, 2009 (SB XLIII)  
 335.....Vs. Green Bay, Jan. 16, 2016  
 291.....At L.A. Rams, Dec. 27, 1975

### Both Teams/Game

- 802.....Vs. Green Bay 423, Cardinals 379,  
 Jan. 10, 2010 (OT)

### Opponent/Fewest Gross Passing Yards

- 7.....At Philadelphia, Dec. 19, 1948 (7 net)

### Most Pass Attempts

- 51.....At Green Bay, Jan. 8, 1983 (32 comp.)  
 43.....Vs. Pittsburgh, Feb. 1, 2009 (31 comp.)  
 (SB XLIII)  
 41.....At Carolina, Jan. 24, 2016 (23 comp.)  
 Vs. Green Bay, Jan. 16, 2016 (25 comp.)  
 At Minnesota, Jan. 10, 1999 (23 comp.)

### Most Pass Completions

- 32.....Vs. Pittsburgh, Feb. 1, 2009 (43 att.)  
 (SB XLIII)  
 At Green Bay, Jan. 8, 1983 (51 att.)  
 29.....Vs. Green Bay, Jan. 10, 2010 (33 att.), OT  
 25.....Vs. Green Bay, Jan. 16, 2016 (41 att.)  
 24.....At New Orleans, Jan. 16, 2010 (38 att.)

### Both Teams/Game

- 57.....Vs. Green Bay 28, Cardinals 29,  
 Jan. 10, 2010 (OT)  
 51.....At Green Bay 19, Cardinals 32,  
 Jan. 8, 1983

### Opponent/Fewest Pass Completions

- 2.....At Philadelphia, Dec. 19, 1948 (12 att.)  
 12.....At L.A. Rams, Dec. 27, 1975 (23 att.)

## SACKS

### Most QB Sacks By Cardinals

- 5.....Vs. Green Bay, Jan. 10, 2010 (OT)  
 4.....At Dallas, Jan. 2, 1999  
 3.....Vs. Pittsburgh, Feb. 1, 2009 (SB XLIII)  
 Vs. Atlanta, Jan. 3, 2009

## INTERCEPTIONS

### Most Pass INT By Cardinals

- 5.....At Carolina, Jan. 10, 2009  
 (72 yards)  
 3.....At Dallas, Jan. 2, 1999  
 (42 yards)  
 Vs. Philadelphia, Dec. 28, 1947  
 (45 yards)

### INT Return Yards By Cardinals

- 72.....At Carolina, Jan. 24, 2016 (1 INT)  
 At Carolina, Jan. 10, 2009 (5 INT)  
 50.....At Carolina, Jan. 3, 2015 (1 INT)  
 47.....At Minnesota, Jan. 10, 1999 (1 INT)

## PENALTIES

### Most Penalties

- 13.....At Minnesota, Jan. 10, 1999  
 11.....Vs. Pittsburgh, Feb. 1, 2009  
 (SB XLIII)  
 10.....Vs. Philadelphia, Dec. 28, 1947

### Fewest Penalties

- 1.....At Minnesota, Dec. 21, 1974  
 3.....Vs. Green Bay, Jan. 16, 2016  
 At New Orleans, Jan. 16, 2010  
 Vs. Philadelphia, Jan. 18, 2009

### Most Yards Penalized

- 106.....Vs. Pittsburgh, Feb. 1, 2009  
 (SB XLIII)  
 97.....Vs. Philadelphia, Dec. 29, 1947  
 78.....At Green Bay, Jan. 8, 1983

## FUMBLES

### Most Fumbles

- 3.....At Carolina, Jan. 24, 2016  
 (lost 3)  
 At Carolina, Jan. 3, 2015  
 (lost 1)  
 At New Orleans, Jan. 16, 2010  
 (lost 1)  
 Vs. Green Bay, Jan. 10, 2010  
 (lost 1), OT  
 At Green Bay, Jan. 8, 1983  
 (lost 2)  
 At L.A. Rams, Dec. 27, 1975  
 (lost 2)  
 At Philadelphia, Dec. 19, 1948  
 (lost 2)

### Opponent/Most Fumbles

- 5.....At L.A. Rams, Dec. 27, 1975  
 (lost 3)

### Most Fumbles Lost

- 3.....At Carolina, Jan. 24, 2016  
 (3 fumbles)  
 2.....At Green Bay, Jan. 8, 1983  
 (3 fumbles)  
 At L.A. Rams, Dec. 27, 1975  
 (2 fumbles)  
 At Philadelphia, Dec. 19, 1948  
 (3 fumbles)

### Opponent/Most Fumbles Lost

- 3.....At L.A. Rams, Dec. 27, 1975  
 (5 fumbles)

### Fumbles Returned For TD

- 1.....Vs. Green Bay, Jan. 10, 2010 (OT)  
 Vs. Atlanta, Jan. 3, 2009

## PUNTING

### Most Punts

- 10.....At Green Bay, Jan. 8, 1983  
 9.....At Carolina, Jan. 3, 2015  
 8.....At Dallas, Jan. 2, 1999  
 At Philadelphia, Dec. 19, 1948  
 Vs. Philadelphia, Dec. 29, 1947

### Opponent/Most Punts

- 8.....Vs. Philadelphia, Dec. 28, 1947  
 6.....At Dallas, Jan. 2, 1999

### Both Teams/Game

- 16.....Vs. Philadelphia 8, Cardinals 8,  
 Dec. 28, 1947

### Fewest Punts

- 1.....Vs. Green Bay, Jan. 10, 2010 (OT)  
 2.....At Minnesota, Jan. 10, 1999  
 3.....Vs. Green Bay, Jan. 16, 2016

### Both Teams/Game

- 2.....Vs. Green Bay 1, Cardinals 1,  
 Jan. 10, 2010 (OT)

### Highest Average

- 49.0.....Vs. Green Bay, Jan. 16, 2016 (3 punts)  
 48.8.....At Carolina, Jan. 24, 2016 (4 punts)  
 48.2.....At L.A. Rams, Jan. 17, 2021 (5 punts)  
 43.5.....At New Orleans, Jan. 16, 2010 (6 punts)  
 At Carolina, Jan. 10, 2009 (4 punts)

## PUNT RETURN

### Most Punt Returns

- 4.....Vs. Philadelphia, Dec. 28, 1947  
 (150 yards)  
 3.....At Carolina, Jan. 10, 2009  
 (15 yards)  
 At Dallas, Jan. 2, 1999 (11 yards)

### Both Teams/Game

- 8.....Vs. Philadelphia 4, Cardinals 4,  
 Dec. 28, 1947

### Most Punt Return Yards

- 150.....Vs. Philadelphia, Dec. 28, 1947  
 (4 ret.)  
 36.....At Minnesota, Jan. 10, 1999 (1 ret.)

## KICKOFF RETURNS


### Most Kickoff Returns

- 7.....At L.A. Rams, Dec. 27, 1975  
 At Green Bay, Jan. 8, 1983

### Most Kickoff Return Yards

- 191.....At L.A. Rams, Dec. 27, 1975 (7 ret.)  
 178.....At Green Bay, Jan. 8, 1983 (7 ret.)  
 139.....At New Orleans, Jan. 16, 2010 (5 ret.)


## PLAYOFF GAME SUMMARIES



**NFC WILD CARD GAME**

**CARDINALS 30, COWBOYS 7**

JANUARY 2, 1999  
TEXAS STADIUM - (62,969)



Arizona's finest defensive performance of the season rewarded the Cardinals with their first postseason victory in 51 years (28-21 vs. Philadelphia in 1947 NFL Championship game) in their first postseason appearance in 23 years (1975) that came in a non-strike season. The Cardinals defeat the Dallas Cowboys 20-7 at Dallas Stadium, ending not only their playoff drought but their nine-game losing streak on the Cowboys home turf. It was just the second victory over Dallas in the last 17 meetings between the two teams. It was the first home-field loss for the Cowboys since 1983.

The Cardinals defense produced three interceptions, 15 passes defended (six by rookie cornerback Corey Chavous), four sacks, four tackles for a loss, and allowed QB Troy Aikman to complete just 22-of-49 passes for 191 yards. Arizona's defense held the Cowboys offense to just 260 total yards on the day. Outside linebacker Jamir Miller led the defense with 15 total tackles and two sacks while defensive end Andre Wadsworth also collected a pair of sacks. Pro Bowl cornerback Aeneas Williams grabbed two INTs and safety Tommy Bennett recorded one.

It was the defense that turned the tide of the game early. After Arizona jumped up to a 7-0 lead, the Cowboys were poised to tie the game, facing a fourth-and-one situation at Arizona's seven-yard line midway through the second quarter. Cardinals LB Mark Maddox dropped Dallas RB Emmitt Smith for a one-yard loss on the play and Arizona added a 37-yard Chris Jacke FG later in the quarter to give the Cards a 10-0 lead heading into halftime.

RB Adrian Murrell raced 74 yards to the Cowboys three-yard line on the second play of the third quarter, followed by a 3-yard TD pass from Jake Plummer to Larry Centers that gave the Cardinals a 17-0 lead that was never threatened. Another Jacke field goal from 46 yards out capped the scoring for the Cardinals in the fourth quarter. The Arizona defense's shutout bid ended with 3:33 remaining on a six-yard TD pass from Aikman to WR Billy Davis.

	1	2	3	4	OT	F
CARDINALS	7	3	7	3	—	20
COWBOYS	0	0	0	7	—	7

Team	Qtr.	Time	Scoring Play	Score
CARDS	1	2:47	Murrell 12-yard pass from Plummer (Jacke kick)	7-0
CARDS	2	0:19	Jacke 37-yard field goal	10-0
CARDS	3	13:44	Centers 3-yard pass from Plummer (Jacke kick)	17-0
CARDS	4	12:55	Jacke 46-yard field goal	20-0
Cowboys	4	3:33	Davis 6-yard pass from Aikman (Cunningham kick)	20-7

### STATISTICS

	AZ	DAL
First Downs.....	14	20
Rushes-Yards.....	29-133	20-96
Net Passing Yards.....	213	164
Total Net Yards.....	346	260
Passing (A-C-I).....	36-19-2	49-22-3
Sacked by Opp.....	0-0	4-27
Punts-Average.....	8-37.9	6-41.3
Fumbles-Lost.....	0-0	2-0
Penalties.....	7-55	5-35
Time of Possession.....	30:02	29:58

**Weather:** 48 degrees, Wind: N 28 mph

#### RUSHING


**CARDS:** Murrell 12-95; Bates 11-32; Centers 3-5; Plummer 3-1.  
**Cowboys:** Smith 16-74; Williams 3-22; Aikman 1-0.

#### PASSING

**CARDS:** Plummer 19-36, 213 yds, 2 TD, 2 INT.  
**Cowboys:** Aikman 22-49, 191 yds, TD, 3 INT.

#### RECEIVING


**CARDS:** Moore 5-41; Sanders 3-72; Metcalf 3-48; Centers 3-16, TD; Murrell 2-16, TD; Gedney 2-15; McWilliams 1-5.  
**Cowboys:** Jeffers 7-92; Irvin 4-32; Davis 4-25, TD; Bjornson 2-12; Williams 2-6; Smith 1-10; Clay 1-9; Johnston 1-5.



**NFC DIVISIONAL PLAYOFF**

**VIKINGS 41, CARDINALS 21**

JANUARY 10, 1999  
METRODOME - (63,760)



Arizona's playoff run ended in Minnesota with a 41-21 loss to the high-scoring Vikings who turned three Cardinals turnovers into 17 points.

After the Vikings drove 80 yards in 13 plays in their opening possession to take a 7-0 lead on RB LeRoy Hoard's first rushing TD, interceptions of QB Jake Plummer on the first two possessions of the second quarter quickly turned into 10 points for a 17-0 Vikings advantage by the time the Cardinals had run five offensive plays. Minnesota, fielding the highest scoring offense in NFL history up to that point, registered 416 total net yards (228 passing, 188 rushing), cracking the 400-yard plateau for the ninth time and the 40-point mark for the fifth time. The Vikings also converted eight-of-11 third-down plays.

RBs Hoard and Robert Smith caused the most damage, with the former tallying three TD while the latter accounted for 124 rushing yards. Record setting rookie WR Randy Moss posted the other Minnesota TD. Vikings safety Robert Griffith recorded both INTs for the Vikings. Cardinals Pro Bowl cornerback Aeneas Williams gave the Cardinals, trailing 7-0, early life with an end zone INT and 47-yard return on the first play of the second quarter to thwart a Minnesota drive that reached Arizona's seven-yard line.

Short yardage back Mario Bates scored all three Arizona TDs on one-yard runs to set the team postseason single-game rushing TDs record. Arizona held Minnesota sackless for the second consecutive postseason game and for the third time in four weeks. The Cards were flagged for a season-high 13 penalties. RB Adrian Murrell contributed 15 rushes for 62 yards and three receptions for 52 yards. The Cardinals finished the season with 10 wins for the first time since 1976 (10-4).

	1	2	3	4	OT	F
CARDINALS	0	7	7	7	—	21
VIKINGS	7	17	10	7	—	41

Team	Qtr.	Time	Scoring Play	Score
Vikings	1	7:40	Hoard 1-yard run (Anderson kick)	0-7
Vikings	2	12:45	Glover 15-yard pass from Cunningham (Anderson kick)	0-14
Vikings	2	11:24	Anderson 34-yard field goal	0-17
CARDS	2	7:12	Bates 1-yard run (Jacke kick)	7-17
Vikings	2	0:24	Hoard 16-yard pass from Cunningham (Anderson kick)	7-24
CARDS	3	7:25	Bates 1-yard run (Jacke kick)	14-24
Vikings	3	3:59	Anderson 20-yard field goal	14-27
Vikings	3	1:31	Moss 2-yard pass from Cunningham (Anderson kick)	14-34
CARDS	4	11:45	Bates 1-yard run (Jacke kick)	21-34
Vikings	4	4:33	Hoard 6-yard run (Anderson kick)	21-41

### STATISTICS

	AZ	MIN
First Downs.....	23	26
Rushes-Yards.....	23-74	36-188
Net Passing Yards.....	242	228
Total Net Yards.....	316	416
Passing (A-C-I).....	41-23-2	28-17-1
Sacked by Opp.....	0-0	1-8
Punts-Average.....	2-36.0	1-44.0
Fumbles-Lost.....	2-1	0-0
Penalties.....	13-68	9-38
Time of Possession.....	26:24	33:36

**Weather:** Indoors

#### RUSHING

**CARDS:** Murrell 15-62; Plummer 4-9; Bates 4-3, 3 TD.  
**Vikings:** Smith 19-124; Hoard 11-44, 2 TD; Palmer 2-13; Cunningham 3-6; Evans 1-1.

#### PASSING

**CARDS:** Plummer 23-41, 242 yds, 0 TD, 2 INT.  
**Vikings:** Cunningham 17-27, 236, 3 TD, INT; Palmer 0-1, 0 Yds.

#### RECEIVING

**CARDS:** Moore 6-91; Centers 6-45; Sanders 4-30; Murrell 3-52; Metcalf 2-9; Gedney 1-8; McWilliams 1-7.  
**Vikings:** Carter 5-82; Moss 4-73, TD; Glover 3-22, TD; Palmer 2-29; Smith 2-14; Hoard 1-16, TD.





**NFC WILD CARD GAME**

**CARDINALS 30, FALCONS 24**

JANUARY 3, 2009  
UNIV. OF PHOENIX STADIUM - (62,848)

Playing their first postseason contest in a decade and first home playoff game since 1947, the Cardinals took on 11-5 Atlanta. The high-powered Falcons entered the game with the league's #2 rusher (RB Michael Turner) and the Offensive Rookie of the Year (QB Matt Ryan). But the Cards defense was sensational, bottling up Turner (42 rushing yards and 2.3 yards/carry were both season lows), harassing Ryan (2 INTs, 1 fumble and 3 sacks), and scoring points on its own with a TD and safety. The offense was also strong as Edgerrin James led a revitalized ground game while Kurt Warner and Larry Fitzgerald made big plays in the passing game. It all added up to a 6-point Arizona win before a raucous sellout crowd.

On the Cards first scoring drive, it was 3 James runs that perfectly set-up a flea-flicker. James took the hand-off, then flipped it back to Warner who fired 42 yards downfield to Fitzgerald who leapt between two defenders to come down with the ball in the end zone. Early in the 2nd, Atlanta got on the board with a 30-yard Jason Elam FG but the Cards answered quickly. On 3rd-n-9, Warner tossed a short pass to Anquan Boldin who turned upfield and raced 71 yards down the left sideline for the TD. The Falcons would come back. Turner's 7-yard TD run with 2:55 left in the 1st half capped a 14-play, 77-yard drive. On the 3rd play of the next drive, Warner's pass went off the hands of Jerheme Urban and was INT'd by Chevis Jackson at the AZ23, setting up a Ryan TD pass to TE Justin Peelle that made it 17-14 Atlanta at the half.

On the 2nd snap after intermission, DT Darnell Dockett made the game's pivotal play when he blew up a hand-off between Ryan and Turner. FS Antrel Rolle picked the ball out of the air and returned it 27 yards for the go-ahead TD. After the next two Atlanta drives went 3-n-out, the Cards took over at their own 24 with 10:31 to go in the 3rd. Through a mix of run & pass, including a 6-yard Warner scramble on 3rd-n-5, the Cards chewed 7:43 off the clock on a long drive that ended with Tim Hightower's 4-yard TD run. Rookie CB Dominique Rodgers-Cromartie ended the next series with a pick off Ryan. That drive ended with a Ben Graham punt that was downed at the ATL3 and on the next play, Antonio Smith sacked Ryan in the end zone for a safety. The Falcons scored on a 5-yard Roddy White TD pass from Ryan with 4:19 to go to trim it to 6 and AZ then took over at its own 20 with 4:19 to go. Two first downs forced Atlanta to burn all 3 timeouts. Then facing a 3rd-n-16 at the ATL46 with 2:17 left, Warner hit TE Stephen Spach with a 23-yard pass that effectively ended the game.

	1	2	3	4	OT	F
FALCONS	0	17	0	7	—	24
CARDINALS	7	7	14	2	—	30

Team	Qtr.	Time	Scoring Play	Drive	Score
CARDS	1	10:28	Fitzgerald 42-yard pass from Warner (Rackers kick)	4-63, 2:03	0-7
Falcons	1	10:00	Elam 30-yard FG	14-80, 7:31	3-7
CARDS	2	8:58	Boldin 71-yard pass from Warner (Rackers kick)	3-72, 1:02	3-14
Falcons	2	2:55	Turner 7-yard run (Elam kick)	14-77, 6:03	10-14
Falcons	2	0:23	Peele 2-yard pass from Ryan (Elam kick)	6-23, 1:40	17-14
CARDS	3	14:08	Rolle 27-yard fumble return (Rackers kick)	--	17-21
CARDS	3	2:48	Hightower 4-yard run (Rackers kick)	14-76, 7:43	17-28
CARDS	4	12:37	Ryan sacked in EZ by A. Smith	--	17-30
Falcons	4	4:15	White 5-yard pass from Ryan (Elam kick)	9-58, 3:36	24-30

### STATISTICS

	ATL	AZ
First Downs.....	20	15
Rushes-Yards.....	24-60	28-86
Net Passing Yards.....	190	271
Total Net Yards.....	250	357
Passing (A-C-I).....	40-26-2	32-19-1
Sacked by Opp.....	3-9	0-0
Punts-Average.....	5-42.4	6-39.8
Fumbles-Lost.....	2-1	0-0
Penalties.....	6-52	6-47
Time of Possession.....	29:58	30:02

Weather: Indoors

#### RUSHING

**Falcons:** Turner 18-42, TD; Norwood 2-12; Ryan 4-6.  
**CARDS:** James 16-73; Hightower 6-23, TD; Warner 4-0; Arrington 1-(-2).

#### PASSING

**Falcons:** Ryan 26-40, 199 yds, 2 TD, 2 INT.  
**CARDS:** Warner 19-32, 271 yds, 2 TD, 1 INT.

#### RECEIVING

**Falcons:** White 11-84, TD; Jenkins 5-51; Peelle 3-11, TD; Finneran 2-11; Pollard 2-7; Norwood 1-28; Turner 1-7; Douglas 1-0.  
**CARDS:** Fitzgerald 6-101, TD; Spach 3-34; Boldin 2-72, TD; Breaston 2-39; Urban 2-7; James 1-9; Patrick 1-8; T. Smith 1-4; Arrington 1-(-3).

**NFC DIVISIONAL PLAYOFF**

**CARDINALS 33, PANTHERS 13**

JANUARY 10, 2009  
BANK OF AMERICA STADIUM - (73,695)

In a Divisional Playoff match-up at Carolina, all the numbers were stacked against the Cards. They were 0-5 on the east coast in '08 and were facing the only NFL team that went 8-0 at home. Even before it was known that Pro Bowl WR Anquan Boldin would miss the game with a hamstring injury, few if any gave the Cards a chance against #2 seed Carolina. But when Saturday evening came and the game was played, it was all Arizona. The Panthers produced TDs on their first drive of the game and their last but in between the Cards scored 33 unanswered points. The defense forced 6 Jake Delhomme turnovers (5 INTs and a fumble) and the Cards got 23 of their 33 points off them. WR Larry Fitzgerald was again spectacular, finishing with a team playoff record 166 yards on 8 catches with a TD while the Cards held his Panther all-pro counterpart Steve Smith without a catch until the final minute of the third.

The Panthers took the opening kickoff to midfield and a 31-yard DeAngelo Williams run took it to the 9 before Jonathan Stewart punched it in. Later in the quarter, Fitzgerald's catch-n-run gained 41 on 3rd-n-2 and that led to a 3-yard Tim Hightower TD catch from Kurt Warner that tied it at 7. On the next play from scrimmage, DE Antonio Smith stripped Delhomme on a sack and recovered the fumble himself at the CAR13. That led to a 4-yard Edgerrin James run and a 14-7 score. The Panthers moved to the AZ15 on the next drive thanks to a 45-yard pass interference call but CB Dominique Rodgers-Cromartie picked off Delhomme at the goal line. Neil Rackers then extended the lead to 20-7 with FGs on the next two AZ drives. A Gerald Hayes INT halted Carolina's following drive on the first play. It was followed by Fitzgerald's 29-yard catch and pylon dive that made it 27-7 at intermission.

The only points of the 3rd quarter came when Antrel Rolle gathered in a Delhomme pass tipped by Rodgers-Cromartie and WR Steve Smith and returned the INT to the CAR26. That set up Rackers' 33-yard FG that made it 30-7. Arizona then ended the first two Panther drives of the 4th quarter with INT's by Ralph Brown and Rod Hood, respectively. Rackers fourth FG of the game made it 33-7 with 3:10 to go and only an 8-yard TD catch by Smith in the final minute made it 33-13.

	1	2	3	4	OT	F
CARDINALS	14	13	3	3	—	33
PANTHERS	7	0	0	6	—	13

Team	Qtr.	Time	Scoring Play	Drive	Score
Panthers	1	11:56	Stewart 9-yard run (Kasay kick)	5-50, 3:04	0-7
CARDS	1	2:43	Hightower 3-yard pass from Warner (Rackers kick)	6-60, 3:39	7-7
CARDS	1	1:47	James 4-yard run (Rackers kick)	2-13, 0:50	14-7
CARDS	2	10:16	Rackers 49-yard FG	9-49, 4:32	17-7
CARDS	2	5:28	Rackers 30-yard FG	8-49, 3:39	20-7
CARDS	2	3:32	Fitzgerald 29-yard pass from Warner (Rackers kick)	3-44, 1:39	27-7
CARDS	3	4:40	Rackers 32-yard FG	6-11, 3:12	30-7
CARDS	4	3:10	Rackers 20-yard FG	13-48, 7:37	33-7
Panthers	4	0:50	Smith 8-yard pass from Delhomme (pass failed)	10-79, 2:20	33-13

### STATISTICS

	AZ	CAR
First Downs.....	21	16
Rushes-Yards.....	43-145	15-75
Net Passing Yards.....	215	194
Total Net Yards.....	360	269
Passing (A-C-I).....	32-21-1	34-17-5
Sacked by Opp.....	1-5	2-11
Punts-Average.....	4-43.5	4-48.0
Fumbles-Lost.....	0-0	1-1
Penalties.....	5-65	6-40
Time of Possession.....	38:49	20:11

Weather: 45 degrees, 60% humidity, Winds SW 10 mph, Cloudy and intermittent rain

#### RUSHING

**CARDS:** Hightower 17-76; James 20-57, TD; Arrington 2-11; Warner 3-1; Smith 1-0.

**Panthers:** Williams 12-63; Stewart 3-12, TD.

#### PASSING

**CARDS:** Warner 21-32, 220 yds, 2 TD, 1 INT.

**Panthers:** Delhomme 17-34, 205 yds, 1 TD, 5 INT.

#### RECEIVING

**CARDS:** Fitzgerald 8-166, TD; Breaston 4-28; Arrington 3-10; Urban 2-5; James 1-9; Castille 1-3; Hightower 1-3, TD; Doucet 1-(-4).

**Panthers:** Muhammad 5-55; Stewart 3-39; Rosario 3-28; S. Smith 2-43, TD; Jarrett 2-27; Hoover 1-7; Williams 1-6.

## NFC CHAMPIONSHIP GAME

### CARDINALS 32, EAGLES 25

JANUARY 18, 2009  
UNIV. OF PHOENIX STADIUM - (70,650)

In a match-up no one foresaw, the Cardinals hosted the Eagles in the NFC Championship Game with the chance to advance to Super Bowl XLIII. Before an electric sell-out crowd, the Cards jumped out to a 24-6 halftime lead thanks to three Kurt Warner TD passes to Larry Fitzgerald against an Eagles defense that had not allowed a passing TD in 5 games. Philly then scored 19 unanswered points in the late 3rd and early 4th to take a 25-24 lead. The Cards, however, responded with a drive no one will soon forget. It was a 14-play, 72-yard masterpiece that chewed 7:52 off the clock and ended with Warner's game-winning TD pass to RB Tim Hightower. The TD stamped the Cardinals ticket to the Super Bowl that was made possible by another stellar outing from Fitzgerald. The all-pro WR topped 100 yards for the 5th straight game and tied the NFL record with 3 straight in the postseason with a 9-catch, 152-yard, 3-TD performance.

On the game's opening drive, the Cards moved 80 yards in 9 plays and opened the scoring with a 9-yard Warner-Fitzgerald TD connection. Philly came right back with a 45-yard David Akers FG but he missed a 47-yarder on the following drive. That gave Arizona the ball at its own 38 and on the first play the lead grew to 14-3. Warner handed off to J.J. Arrington who ran right, threw it back to Warner who then tossed it deep to Fitzgerald who hauled it in for a 62-yard TD. After another Akers FG, Warner then capped a 73-yard drive with a 1-yard pass to Fitzgerald that made it 21-6 with 3:06 in the 2nd. AZ successfully executed a surprise pooch kick and recovery but the officials inadvertently misrulerd the ball dead. After a Philly punt, the Cards got the ball back at their own 16 with 1:31 to go and moved into position for a 49-yard Neil Rackers FG.

The Eagles cut the lead to 24-19 in the 3rd when consecutive drives ended with Donovan McNabb TD passes to TE Brent Celek (6 and 31 yards). With 10:45 to go, McNabb's deep pass deflected off the hands of CB Dominique Rodgers-Cromartie and into the hands of WR DeSean Jackson for a 62-yard TD that put Philly up 1 when the 2-point try failed. After the score, the Cards took over at their own 28 with 10:39 to go. Six plays into the drive they faced a pivotal 4th-n-inches decision near mid-field. Hightower ran right for 6 yards to pick it up and later put it across the goal-line 8 plays later on a TD catch-n-run on 3rd-n-goal from the 8. Warner on the drive was 5-5 for 56 yards including the game-winning TD pass. He then tossed a 2-point conversion to Ben Patrick to make it 32-25. Philly's ensuing drive reached the AZ47 but on 4th-n-10 from there McNabb's pass fell incomplete and the game was over.

	1	2	3	4	OT	F
EAGLES	3	3	13	6	—	25
CARDINALS	7	17	0	8	—	32

Team	Qtr.	Time	Scoring Play	Drive	Score
CARDS	1	9:20	Fitzgerald 9-yard pass from Warner (Rackers kick)	9-80, 5:40	0-7
Eagles	1	4:43	Akers 45-yard FG	8-33, 4:37	3-7
CARDS	2	13:19	Fitzgerald 62-yard pass from Warner (Rackers kick)	1-62, 0:11	3-14
Eagles	2	9:02	Akers 33-yard FG	7-65, 4:17	6-14
CARDS	2	3:06	Fitzgerald 1-yard pass from Warner (Rackers kick)	9-73, 5:56	6-21
CARDS	2	0:00	Rackers 49-yard FG	9-53, 1:31	6-24
Eagles	3	4:08	Celek 6-yard pass from McNabb (Akers kick)	13-90, 5:59	13-24
Eagles	3	0:49	Celek 31-yard pass from McNabb (kick failed, wr)	6-61, 2:39	19-24
Eagles	4	10:45	Jackson 62-yard pass from McNabb (pass failed)	4-86, 2:15	25-24
CARDS	4	2:53	Hightower 8-yard pass from Warner (Warner-Patrick pass)	14-72, 7:52	25-32

### STATISTICS

	PHI	AZ
First Downs.....	22	21
Rushes-Yards.....	97	102
Net Passing Yards.....	357	267
Total Net Yards.....	454	369
Passing (A-C-I).....	47-28-1	28-21-0
Sacked by Opp.....	2-18	2-12
Punts-Average.....	1-58.0	5-37.2
Fumbles-Lost.....	3-2	1-1
Penalties.....	7-64	3-15
Time of Possession.....	30:04	29:56

Weather: Indoors

#### RUSHING

**Eagles:** Westbrook 12-45; McNabb 2-32; Buckhalter 4-21.

**CARDS:** James 16-73; Hightower 11-33; Arrington 2(-4).

#### PASSING

**Eagles:** McNabb 28-47, 375 yds, 3 TD, 1 INT.

**CARDS:** Warner 21-28, 279 yds, 4 TD, 0 INT.

#### RECEIVING

**Eagles:** Celek 10-82, 2 TD; Jackson 6-92, TD; Curtis 4-122; Westbrook 2-26; Avant 2-23; Baskett 1-14; Buckhalter 1-12; L. Smith 1-5; Lewis 1(-2).

**CARDS:** Fitzgerald 9-152, 3TD; Boldin 4-34; Pope 2-21; Urban 1-18; Arrington 1-16; James 1-16; Breaston 1-10; Hightower 1-8; Warner 1-4.

## SUPER BOWL XLIII

### STEELERS 27, CARDINALS 23

FEBRUARY 1, 2009  
RAYMOND JAMES STADIUM - (70,774)

Making their first-ever Super Bowl appearance, the Cardinals battled back from a 20-7 4th quarter deficit against the Steelers and took a 23-20 lead with 2:37 remaining. However, Pittsburgh responded with a game-winning drive and earned their 6th title thanks to a TD with 0:35 on the clock. After catching just one pass thru 3 quarters, WR Larry Fitzgerald finished with 7 grabs for 127 yards and 2 TDs. It allowed him to shatter the NFL postseason records and establish new marks with 30 catches, 456 yards, and 7 receiving TDs.

After Arizona won the opening toss and chose to defer, Pittsburgh marched downfield and Ben Roethlisberger appeared to score a 1-yard TD on a 3rd down scramble. However, when the Cards successfully challenged the spot, the Steelers came away with just a FG. After a holding penalty killed the ensuing AZ drive, the Steelers went 79 yards in 11 plays and took a 10-0 lead on a 1-yard Gary Russell run. On the next series a 45-yard catch-and-run by WR Anquan Boldin took it to the 1 and Warner hit TE Ben Patrick with a TD pass from there. The teams then traded punts but just before the 2:00 warning, Roethlisberger's pass was tipped at the line by DT Bryan Robinson and INT'd at the Steeler 34 by LB Karlos Dansby. With 0:18 left the Cards had advanced to the 1 and used their final timeout. What followed was the game's pivotal play. Warner's quick slant to Boldin was picked at the goal-line by LB James Harrison, who rumbled 100 yards down the right sideline as the half expired. After replay confirmation, the dramatic turn of events had put Pittsburgh up 17-7.

Arizona's opening drive of the 2nd half appeared to end on a Warner fumble but another AZ challenge again reversed the initial call and the drive instead ended on a punt. Pittsburgh then consumed most of the 3rd quarter with a long drive that was aided by several flags from referee Terry McAulay's crew. The 16-play drive ultimately ended in a FG that made it 20-7. With 11:30 to go, the Cards took over at their own 13 and went to the no huddle. The drive consisted entirely of 8 Warner completions for 87 yards and ended on a 1-yard Fitzgerald TD grab. After again trading punts, the Steelers took over at their own 1 and on the 2nd play, a holding call in the end zone resulted in a safety that trimmed the Pittsburgh lead to 20-16. Following the free kick, the Cards took over at their own 36 with 2:53 to go. After an incompletion, Warner hit Fitzgerald at midfield and the WR raced down the middle of the field with the go-ahead TD that covered 64 yards in all. The lead would be short-lived. Pittsburgh took over at its own 22 with 2:30 left and a holding penalty on 1st down backed them up to the 12. Two first downs moved them near midfield and a 40-yard completion to game MVP Santonio Holmes took it to the 6. Two plays later, Holmes came down among 3 defenders and tip-toed the sideline with the winning TD on a play that was upheld by replay. A last-chance Cardinal drive reached the Steeler 44 with 0:15 left but then Warner was ruled to have fumbled before passing and the Steelers recovered. The game ended without McAulay looking at the play.

	1	2	3	4	OT	F
STEELERS	3	14	3	7	—	27
CARDINALS	0	7	0	16	—	23

Team	Qtr.	Time	Scoring Play	Drive	Score
Steelers	1	9:45	Reed 18-yard FG	9-71, 5:15	3-0
Steelers	2	14:01	Russell 1-yard run (Reed kick)	11-69, 7:12	10-0
CARDS	2	8:34	Patrick 1-yard pass from Warner (Rackers kick)	9-83, 5:27	10-7
Steelers	2	0:00	Harrison 100-yard INT return (Reed kick)	--	17-7
Steelers	3	2:11	Reed 21-yard FG	16-79, 8:39	20-7
CARDS	4	7:33	Fitzgerald 1-yard pass from Warner (Rackers kick)	8-87, 3:57	20-14
CARDS	4	2:58	Safety - Holding penalty on Hartwig in end zone	--	20-16
CARDS	4	2:37	Fitzgerald 64-yard pass from Warner (Rackers kick)	2-64, 0:21	20-23
Steelers	4	0:35	Holmes 6-yard pass from Roethlisberger (Reed kick)	8-78, 2:02	27-23

### STATISTICS

	PIT	AZ
First Downs.....	20	23
Rushes-Yards.....	25-58	12-33
Net Passing Yards.....	234	374
Total Net Yards.....	292	407
Passing (A-C-I).....	31-21-1	32-31-1
Sacked by Opp.....	3-22	2-3
Punts-Average.....	3-46.3	5-36.0
Fumbles-Lost.....	0-0	2-1
Penalties.....	7-56	11-106
Time of Possession.....	33:01	26:59

Weather: Mostly cloudy, 66 degrees, humidity 43%, wind ENE 1 mph

#### RUSHING

**Steelers:** Parker 19-53; Moore 1-6; Roethlisberger 3-2; Russell 2(-3), TD.

**CARDS:** James 9-33; Warner 1-0; Hightower 1-0; Arrington 1-0.

#### PASSING

**Steelers:** Roethlisberger 21-30, 256 yds, 1 TD, 1 INT.

**CARDS:** Warner 31-43, 377 yds, 3 TD, 1 INT.

#### RECEIVING

**Steelers:** Holmes 9-131, TD; Miller 5-57; Ward 2-43; Washington 1-11; Davis 1-6; Spaeth 1-6; Moore 1-4; Parker 1(-2).

**CARDS:** Boldin 8-84; Fitzgerald 7-127, 2 TD; Breaston 6-71; James 4-28; Arrington 2-35; Hightower 2-13; Urban 1-18; Patrick 1-1, TD.



**NFC WILD CARD GAME**  
**CARDINALS 51, PACKERS 45 (OT)**  
 JANUARY 10, 2010  
 UNIV. OF PHOENIX STADIUM - (61,926)

It was the highest-scoring playoff game in NFL history and certainly among the greatest ever. The Cards and Packers combined for 96 points, 13 touchdowns and over 1,000 total yards. While the offenses were explosive, it was the AZ defense that came up with the game-winning score on the first series of OT when CB Michael Adams sacked Aaron Rodgers; LB Karlos Dansby snatched the ball midair and returned it for a TD. It was one of three huge defensive plays by Dansby. Against the NFL's #2 defense, The Cards jumped out to a 17-0 early lead and led 31-17 early in the 3rd quarter. Green Bay then stormed back behind an inspired effort from Rodgers, tying the game at 38 and again at 45. But while the Packer QB was incredibly good, Arizona's Kurt Warner was even better and cemented his place among the league's greatest postseason passers. He threw for 379 yards and amazingly had more TD passes (5) than incompletions (4). Starting in place of Anquan Boldin (ankle), Steve Breaston had 7 catches for 125 yards and a TD while #3 WR Early Doucet was 6-77-2TDs.

Green Bay entered the game with an NFL-best +24 turnover ratio but the Cards converted two early Packer miscues. On the game's first snap, Dansby deflected a Rodgers pass that Dominique Rodgers-Cromartie INT'd. After Tim Hightower turned it into a TD, Dansby ended the next GB drive with a forced fumble of Donald Driver that Alan Branch recovered. Doucet cashed in on that takeaway with the first of his 2 TD passes that helped the Cards build a 24-10 lead. A Warner-to-Fitzgerald TD on the opening drive of the 2nd half made it 31-10 but the Pack scored quickly with two Rodgers TD passes and a successful on-side kick in between. A 42-yard Beanie Wells run led to another Fitzgerald TD catch but the Pack answered with a Rodgers scoring pass to James Jones that capped 5 straight TD drives to open the 2nd half. After Arizona's only punt of the day, GB tied it at 38 on a 1-yard run by FB John Kuhn early in the 4th. Warner responded with an 80-yard drive and put the Cards back ahead with a TD pass to Breaston. With 1:52 left though the Pack tied it again on Rodgers' 11-yard TD to Spencer Havner. At the end of regulation, Warner marched the Cards into position to win but Neil Rackers was wide left on a 34-yard FG attempt in the closing seconds. GB won the toss and got the ball first in OT. On the first snap, Rodgers had Greg Jennings open down the middle but overthrew him. Shortly thereafter, they had a 3rd-n-6 play at their own 24 when Adams and Dansby combined on the game-winning play.

	1	2	3	4	OT	F
PACKERS	0	10	14	21	0	45
CARDINALS	17	7	14	7	7	51

Team	Qtr.	Time	Scoring Play	Drive	Score
CARDS	1	11:04	Hightower 1-yard run (Rackers kick)	7-40, 3:38	0-7
CARDS	1	9:16	Doucet 15-yard pass from Warner (Rackers kick)	2-22, 0:48	0-14
CARDS	1	0:34	Rackers 23-yard FG	9-54, 5:20	0-17
Packers	2	6:52	Rodgers 1-yard run (Crosby kick)	6-52, 4:14	7-17
CARDS	2	2:16	Doucet 15-yard pass from Warner (Rackers kick)	8-79, 4:36	7-24
Packers	2	0:00	Crosby 20-yard FG	8-73, 2:16	10-24
CARDS	3	11:15	Fitzgerald 33-yard pass from Warner (Rackers kick)	6-80, 3:45	10-31
Packers	3	7:20	Jennings 6-yard pass from Rodgers (Crosby kick)	10-80, 3:55	17-31
Packers	3	4:07	Nelson 10-yard pass from Rodgers (Crosby kick)	8-57, 3:13	24-31
CARDS	3	2:34	Fitzgerald 11-yard pass from Warner (Rackers kick)	3-73, 1:33	24-38
Packers	4	14:08	J. Jones 30-yard pass from Rodgers (Crosby kick)	8-80, 3:26	31-38
Packers	4	10:57	Kuhn 1-yard run (Crosby kick)	3-67, 0:56	38-38
CARDS	4	4:55	Breaston 17-yard pass from Warner (Rackers kick)	11-80, 6:02	38-45
Packers	4	1:52	Havner 11-yard pass from Rodgers (Crosby kick)	7-71, 3:03	45-45
CARDS	OT	13:42	Dansby 17-yard fumble return	--	45-51

**STATISTICS**

	GB	AZ
First Downs.....	32	30
Rushes-Yards.....	20-90	23-156
Net Passing Yards.....	403	375
Total Net Yards.....	493	531
Passing (A-C-I).....	42-28-1	33-29-0
Sacked by Opp.-YL.....	5-19	1-4
Punts-Average.....	1-47.0	1-26.0
Fumbles-Lost.....	3-2	3-1
Penalties.....	8-76	9-56
Time of Possession.....	29:51	31:27

**Weather:** Indoors

**RUSHING**

**PACKERS:** Grant 11-65; Rodgers 3-13, TD; Jackson 2-6; Green 3-5; Kuhn 1-1, TD.  
**CARDS:** Wells 14-91; Breaston 1-28; Hightower 7-19, TD; Stephens-Howling 1-18.

**PASSING**

**PACKERS:** Rodgers 28-42, 422 yds, 4 TD, 1 INT.  
**CARDS:** Warner 29-33, 379 yds, 5 TD, 0 INT.

**RECEIVING**

**PACKERS:** Jennings 8-130, TD; Finley 6-159; Driver 4-43; Jones 3-50, TD; Grant 2-18; Havner 2-16, TD; Nelson 1-10, TD; Jackson 1-(-1); Kuhn 1-(-3).  
**CARDS:** Breaston 7-125, TD; Fitzgerald 6-82, 2 TD; Doucet 6-77, 2 TD; Patrick 3-42; Hightower 3-21; Stephens-Howling 3-19; Urban 1-23.

**NFC DIVISIONAL PLAYOFF**  
**SAINTS 45, CARDINALS 14**  
 JANUARY 16, 2010  
 LOUISIANA SUPERDOME - (70,149)

Six days after out-dueling the Packers in an explosive Wild Card game, the Cardinals saw their season end in New Orleans against the #1 seeded Saints. RB Tim Hightower raced 70 yards for a TD on the game's first play from scrimmage but after that the Cards faced an uphill battle most of the day. The Saints scored TDs on 5 of their first 6 offensive drives, twice capitalizing on AZ turnovers that gave them short fields. They also took advantage of a depleted Arizona defense that began the game without starting MLB Gerald Hayes (ankle) and in the first quarter lost two more starters - CB Dominique Rodgers-Cromartie (knee) and FS Antrel Rolle (head).

After Hightower's TD run gave the Cards the early lead, the Saints responded with a 10-play, 70-yard drive that ended with Lydell Hamilton's 1-yard run. On the next snap, Kurt Warner hit Jerheme Urban on a 28-yard pass down the middle but Urban fumbled it over to the Saints at the AZ37. Drew Brees made the Cards pay 4 plays later when he connected with Jeremy Shockey on a 17-yard scoring pass. The next N.O. drive saw the Cards lose Rolle & Rodgers-Cromartie and it ended when Reggie Bush reversed field on a 46-yard TD run that made it 21-7. Arizona then made it a one-score game when Warner led a 9-play, 80-yard drive and Beanie Wells scored from 4 yards out. However, the Saints kept their foot on the accelerator. One play after a 26-yard completion to Marques Colston, Brees connected on a 44-yard flea-flicker to Devery Henderson that made it 28-14. On the 2nd play of the ensuing AZ drive, Warner was INT'd by DE Will Smith at the line of scrimmage and then leveled on the return by a clean block from DE Bobby McCray. When Warner headed to the locker room to have his chest examined, Matt Leinart led the Cards into position for a FG but Neil Rackers missed from 51 yards out as the first half expired.

Warner returned to start the 2nd half but the Cards were never able to cut into the Saints lead. A 43-yard Garrett Hartley FG made it 38-14 and later in the 3rd, Bush's 83-yard punt return TD provided the final dagger.

	1	2	3	4	OT	F
CARDINALS	7	7	0	0	--	14
SAINTS	21	14	10	0	--	45

Team	Qtr.	Time	Scoring Play	Drive	Score
CARDS	1	14:41	Hightower 70-yard run (Rackers kick)	1-70, 0:19	7-0
Saints	1	9:17	Hamilton 1-yard run (Hartley kick)	10-72, 5:24	7-7
Saints	1	7:02	Shockey 17-yard pass from Brees (Hartley kick)	4-37, 1:58	7-14
Saints	1	2:31	Bush 46-yard run (Hartley kick)	5-77, 2:54	7-21
CARDS	2	9:40	Wells 4-yard run (Rackers kick)	9-80, 5:07	14-21
Saints	2	6:48	Henderson 44-yard pass from Brees (Hartley kick)	6-83, 2:52	14-28
Saints	3	1:10	Colston 2-yard pass from Brees (Hartley kick)	8-27, 4:38	14-35
Saints	3	8:26	Hartley 43-yard FG	6-39, 2:10	14-38
Saints	3	6:42	Bush 83-yard punt return (Hartley kick)	--	14-45

**STATISTICS**

	AZ	NO
First Downs.....	15	27
Rushes-Yards.....	15-101	34-171
Net Passing Yards.....	258	247
Total Net Yards.....	359	418
Passing (A-C-I).....	36-24-1	32-23-0
Sacked by Opp.-YL.....	1-8	0-0
Punts-Average.....	6-43.5	4-42.8
Fumbles-Lost.....	3-1	0-0
Penalties.....	3-22	6-44
Time of Possession.....	23:33	36:27

**Weather:** Indoors

**RUSHING**

**CARDS:** Hightower 6-87, TD; Wells 5-7, TD; Stephens-Howling 2-4; Wright 1-3; Warner 1-0.  
**Saints:** Bush 5-84, TD; Thomas 13-52; Hamilton 5-23, TD; Bell 6-11; Meachem 1-4; Thomas 1-0; Brees 3-(-3).

**PASSING**

**CARDS:** Warner 17-26, 205 yds, 0 TD, 1 INT; Leinart 7-10, 61 yds, 0 TD, 0 INT.  
**Saints:** Brees 23-32, 247 yds, 3 TD, 0 INT.

**RECEIVING**

**CARDS:** Doucet 8-68; Fitzgerald 6-77; Breaston 4-52; Hightower 3-27; Urban 2-34; Becht 1-8.  
**Saints:** Colston 6-83, TD; Henderson 4-80, TD; Bush 4-24; Thomas 4-18; Shockey 3-36, TD; Moore 2-6.



**NFC WILD CARD GAME**

**PANTHERS 27, CARDINALS 16**

JANUARY 3, 2015  
BANK OF AMERICA STADIUM - (71,849)

The Cardinals finished the regular season 11-5, earning a Wild Card spot and trip to Carolina to take on the Panthers who captured the NFC South title by winning their last 4 games and finishing 7-8-1. Arizona had dealt with tremendous adversity all season, losing more than 20 players for more than 100 combined games due to injury and coming from behind in 9 of its 11 victories. But while they clawed back from a 10-point deficit to lead at halftime, this time they could not hold on. Arizona started its 3rd straight game with #3 QB Ryan Lindley (after injuries to both Carson Palmer & Drew Stanton) but had his hands full in both the run and pass games where they finished with just 27 and 51 net yards, respectively.

The Panthers jumped out to a 10-0 lead after they took advantage of outstanding field position on their first two series that resulted from a pair of AZ three-n-outs and short punts. The first drive started at the Carolina 48 and led to a 47-yard Graham Gano FG. The Panthers started their second drive at their own 43 and 8 plays later Jonathan Stewart scored on a 13-yard spinning run off the right side. Trailing by 10, the Cards were forced to punt on the next series but caught a break when returner Brenton Bersin mishandled it and Justin Bethel recovered at the Carolina 30. A 14-yard Larry Fitzgerald completion on 3rd-n-10 moved it to the 1 and led to Lindley's 1-yard TD pass to TE Darren Fells. It remained 10-7 after Gano missed a 43-yard FG try on the next series. Two drives later, the Panthers advanced to the AZ37 where they faced a 3rd-n-13. CB Antonio Cromartie picked off Cam Newton and returned the INT 50 yards to the AZ17 with 5 minutes left in the 1st half. Four plays later, RB Marion Grice scored from a yard out to put Arizona up 14-10 with 2:50 remaining in the 1st half. It was enough time for Carolina to move 59 yards in 9 plays and Gano's 39-yard FG made it a 1-point game at intermission.

On Arizona's first drive of the 2nd half, WR Michael Floyd appeared to have been interfered with on a 3rd down pass down the left sideline but it went unflagged and the Cards went 3-n-out. A short punt gave Carolina possession at the AZ39 to start their 2nd drive of the 3rd quarter. On the next snap, RB Fozzy Whittaker caught a short screen from Newton and took it 39 yards for a TD. It went from bad to worse on the ensuing kickoff when Ted Ginn fumbled inside the 10 and the Panthers recovered at the AZ3. The defense appeared to hold Carolina to a FG when Newton's 3rd-n-goal pass to TE Greg Olsen fell incomplete but SJ Boris Cheek questionably flagged Tony Jefferson for pass interference. On the next play Newton hit RB Mike Tolbert in the flat for a score; the 2 TDs in a 92 second span made it 27-14 Panthers. With 12 minutes to play LB Sam Acho hit Newton as he was passing and Rashad Johnson returned the empty-hand fumble to the AZ8. On the next play Lindley's pass intended for Fitzgerald was INT'd by LB Luke Kuechley at the 5. The game's only other points came in the closing seconds when punter Brad Nortman took an intentional safety by running out of the end zone.

	1	2	3	4	OT	F
CARDINALS	0	14	0	2	—	16
Panthers	10	3	14	0	—	27

Team	Qtr.	Time	Scoring Play	Drive	Score
Panthers	1	11:27	Gano 47-yard FG	7-19, 2:03	0-3
Panthers	1	5:21	Stewart 13-yard run (Gano kick)	8-57, 3:51	0-10
CARDS	2	14:56	Fells 1-yard pass from Lindley (Catanzaro kick)	6-30, 2:15	7-10
CARDS	2	2:50	Grice 1-yard run (Catanzaro kick)	4-17, 2:04	14-10
Panthers	2	0:15	Gano 39-yard FG	9-59, 2:31	14-13
Panthers	3	5:36	Whittaker 39-yard pass from Newton (Gano kick)	1-39, 0:14	14-20
Panthers	3	4:04	Tolbert 3-yard pass from Newton (Gano kick)	3-3, 1:24	14-27
Panthers	4	0:03	Nortman tackled in end zone for a safety	—	16-26

## STATISTICS

	AZ	CAR
First Downs	8	25
3rd Down Eff. (Pct.)	3-12 (25)	5-13 (33)
Total Plays	47	74
Avg. Gain	1.8	4.6
Rushes-Yards	15-27	41-188
Net Passing Yards	51	98
Total Net Yards	78	386
Passing (A-C-I)	28-16-2	32-18-1
Sacked by Opp.	4-31	1-0
Punts-Average	9-34.8	4-37.3
Fumbles-Lost	3-1	3-2
Penalties	7-38	8-80
Time of Possession	22:54	37:06

**Weather:** Cloudy & rainy, 51 degrees, 82% humidity, Winds NE 6 mph

## RUSHING

**CARDS:** K. Williams 10-23; Taylor 3-3; Grice 1-1, TD; Hughes 1-0.  
**Panthers:** Stewart 24-123, TD; Newton 7-35; Williams 4-16; Tolbert 2-7; Cotchery 1-5; Whittaker 1-4, Nortman 2(-2).

## PASSING

**CARDS:** Lindley 16-28, 82 yds, 1 TD, 2 INT.  
**Panthers:** Newton 18-32, 198 yds, 2 TD, 1 INT.

## RECEIVING

**CARDS:** JoBrown 4-34; Fitzgerald 3-31; Carlson 3-25; Williams 3-0; Hughes 1-6; Fells 1-1, TD; Floyd 1(-12); Taylor 0-2; Sendlein 0(-5).  
**Panthers:** Benjamin 4-33; Brown 3-37; Olsen 3-37; Cotchery 3-14; Whittaker 1-39, TD; Dickson 1-34; Bersin 1-6; Tolbert 1-1; Stewart 1(-3).

## INTERCEPTIONS

**CARDS:** Cromartie 1-50.  
**Panthers:** Boston 1-11; Kuechley 1-1.

**NFC DIVISIONAL PLAYOFF**

**CARDINALS 26, PACKERS 20 (OT)**

JANUARY 16, 2016  
UNIV. OF PHOENIX STADIUM - (65,089)

Meeting in the Divisional Playoff round, the Cards and Pack turned in one for the ages. The wild game featured 23 total points in the first 56:15 and then 23 more in the final 4:49. It saw the Cards come back from a 4th quarter deficit to lead late before the Packers completed a 41-yard Hail Mary as time expired to force overtime. But in the end, as it so often does, the game was decided by all-pro WR Larry Fitzgerald who cemented his place among the game's greatest postseason players. He caught 8 passes for a club playoff record 176 yards and a TD. His biggest plays came when AZ needed it most, including a 75-yard catch-n-run on the 1st play of OT after Aaron Rodgers had delivered a gut punch at the end of regulation.

The Cardinals struck first when Michael Floyd's toe-tapping catch of a Carson Palmer pass in the back of the end zone gave them a 7-0 lead. A 100-yard INT return TD by CB Patrick Peterson would have given the Cards a 14-0 lead but it was negated by penalty. Green Bay would then dominate possession thanks to back-to-back 17-play drives that consumed more than 15 minutes in total. However, each ended in FGs rather than TDs and AZ led 7-6 at intermission.

The teams then opened the 3rd quarter by trading interceptions. First S Rashad Johnson picked off Rodgers but 3 plays later Ha Ha Clinton-Dix returned the favor with one off Palmer. RB Eddie Lacy then reeled off consecutive runs of 14 & 61 yards that set-up an 8-yard TD pass to WR Jeff Janis. With the Pack leading 13-7, AZ marched to the GB10 but had to settle for a 28-yard Chandler Catanzaro FG that cut it to 3. The next Cards drive also reached the 10 but Palmer's pass to John Brown in the end zone was picked by CB Damarious Randall. After another Pack punt, the Cards took over at their own 20 down 3 with 10:53 to go. In 13 plays they reached the GB9 when Palmer's pass into the end zone was deflected by Randall but ricocheted to Floyd for a TD. After the Packers turned it over on downs on 4 passes, AZ took over at the GB24 with 2:38 to go. Catanzaro's subsequent 36-yard FG made it 20-13 with 1:55 to play. Needing a TD to tie it, GB faced a 4th-n-20 from its own 4 when Rodgers completed a 60-yard deep ball to Janis that took it to the AZ36 with :21 left. Three plays later they faced a 2nd-n-15 from the AZ14 and time for one heave into the end zone. GB's prayers were answered when Janis came down with Rodgers' pass in the end zone with no time on the clock and the stadium stunned. The crazy ending got crazier when referee Clete Blakeman had to re-do the OT coin toss because it didn't flip on his first try. AZ ultimately won it and started the extra period at its own 20. On the first snap, Palmer spun away from pressure before firing across the field to a wide open Fitzgerald. The veteran WR proceeded to weave his way all the way to the GB 5 on a 75-yard gain. Two plays later, a shovel pass to Fitz ended it.

	1	2	3	4	OT	F
Packers	0	6	7	7	0	20
CARDINALS	7	0	3	10	6	26

Team	Qtr.	Time	Scoring Play	Drive	Score
CARDS	1	6:48	Floyd 8-yard pass from Palmer (Catanzaro kick)	11-42, 6:21	0-7
Packers	2	11:22	Crosby 28-yard FG	17-85, 7:31	3-7
Packers	2	0:57	Crosby 34-yard FG	17-71, 7:55	6-7
Packers	3	10:17	Janis 8-yard pass from Rodgers (Crosby kick)	6-81, 3:05	13-7
CARDS	3	5:05	Catanzaro 28-yard FG	10-74, 5:12	13-10
CARDS	4	3:44	Floyd 9-yard pass from Palmer (Catanzaro kick)	14-80, 7:09	13-17
CARDS	4	1:55	Catanzaro 36-yard FG	4-6, 0:43	13-20
Packers	4	0:00	Janis 41-yard pass from Rodgers (Crosby kick)	6-86, 1:55	20-20
CARDS	OT	13:55	Fitzgerald 5-yard pass from Palmer	3-80, 1:05	20-26

## STATISTICS

	GB	AZ
First Downs	18	20
3rd Down Eff. (Pct.)	7-15 (47)	5-13 (38)
Total Plays	67	63
Avg. Gain	5.8	5.8
Rushes-Yards	22-135	19-40
Net Passing Yards	251	328
Total Net Yards	386	368
Passing (A-C-I)	44-24-1	41-25-2
Sacked by Opp.	1-10	3-21
Punts-Average	4-35.8	3-49.0
Fumbles-Lost	0-0	1-0
Penalties	8-55	3-26
Time of Possession	30:14	30:51

**Weather:** Indoors

## RUSHING

**Packers:** Lacy 12-89; Starks 7-23; Rodgers 2-21; Kuhn 1-2.  
**CARDS:** DJohnson 15-35; Ellington 3-3; JoBrown 1-2.

## PASSING

**Packers:** Rodgers 24-44, 261 yds, 2 TD, 1 INT.  
**CARDS:** Palmer 25-41, 349 yds, 3 TD, 2 INT.

## RECEIVING

**Packers:** Janis 7-145, 2 TD; RRodgers 5-45; Abbrederis 4-55; Starks 4-4; Kuhn 2-10;acy 2-2.  
**CARDS:** Fitzgerald 8-176, TD; DJohnson 6-43; JoBrown 5-82; Floyd 3-26, 2 TD; Fells 2-14; Nelson 1-8.

## INTERCEPTION

**Packers:** Clinton-Dix 1-0; Randall 1-0.  
**CARDS:** RJohnson 1-1.



**NFC CHAMPIONSHIP GAME**  
**PANTHERS 49, CARDINALS 15**  
 JANUARY 24, 2016  
 BANK OF AMERICA STADIUM - (74,294)

The NFC Championship Game featured the conference's top 2 seeds and league's top 2 offenses as the Cards (13-3) & Panthers (15-1) met in Charlotte with the dream of playing in Super Bowl 50. The dream quickly turned into a nightmare for Arizona. The Panthers scored on their first 3 offensive drives of each half and led 17-0 after one quarter, 24-7 at the half and ultimately won 49-15. They forced 7 Cardinal turnovers (4 INTs/3 fumbles) including 3 very costly ones late in the 2nd quarter when the Cards had a chance to re-claim momentum. It marked the 2nd straight year the Cards' season ended in Carolina and the loss denied Arizona the chance to advance to its 2nd Super Bowl in franchise history.

After a 45-yard Graham Gano FG put Carolina up 3-0, the next Panther drive started at the AZ49 thanks to a 32-yard Ted Ginn punt return. Five plays later, Ginn scored from 22 yards out on a reverse to make it 10-0. Arizona's 3rd straight drive ended in a punt but the defense had a chance to send the Panthers 3-n-out with a stop on 3rd-n-8 from the CAR14. However, Newton hit Corey Brown with a 26-yard pass to the 40 and the WR broke one tackle to take it the rest of the way for an 86-yard score. Down 17-0 the Cards advanced to the CAR37. On 3rd-n-10, Carson Palmer was sacked by DT Kawann Short forcing a fumble that the Panthers recovered. After the AZ defense forced a 3-n-out, the Cards took over at their own 21 with 11:47 to play in the half. They would move 79 yards in 10 plays and David Johnson's 1-yard TD run made it 17-7. AZ then held Carolina without a 1st down and the ensuing punt was short. But as Patrick Peterson raced to catch the errant kick, he couldn't hold onto it and the Panthers recovered at the AZ46. Consecutive runs of 17 and 23 by RB Jonathan Stewart took it to the one and on 3rd-n-goal from there Newton was able to break the plane for a TD. On the next snap, Palmer's arm was hit by DE Charles Johnson forcing a fumble the Panthers recovered at the AZ31. Two plays later, though, Peterson INT'd Newton and returned it 72 yards to the 22 with :56 left. But on the very next play, Palmer's pass into the end zone was picked off by S Kurt Coleman allowing the Panthers to take a 24-7 lead into halftime.

Things got no better in the 2nd half for the Cards as another Gano FG and an 11-yard Newton run upped the lead to 34-7. Early in the 4th, Palmer's 21-yard TD pass to TE Darren Fells and a successful 2-point conversion made it 34-15 with 14:16 remaining. However, the next 3 AZ drives would end in INTs, one of which was returned 22 yards for a TD by LB Luke Kuechly that provided the game's final points.

	1	2	3	4	OT	F
CARDINALS	0	7	0	8	—	15
Panthers	17	7	10	15	—	49

Team	Qtr.	Time	Scoring Play	Drive	Score
Panthers	1	9:30	Gano 45-yard FG	8-39, 3:56	0-3
Panthers	1	4:31	Ginn 22-yard run (Gano kick)	5-49, 3:16	0-10
Panthers	1	0:49	C.Brown 86-yard pass from Newton (Gano kick)	3-88, 0:59	0-17
CARDS	2	5:55	D.Johnson 1-yard run (Catanzaro kick)	10-79, 6:03	7-17
Panthers	2	1:56	Newton 1-yard run (Gano kick)	5-46, 2:49	7-24
Panthers	3	7:50	Gano 21-yard FG	11-80, 7:10	7-27
Panthers	3	2:08	Newton 11-yard run (Gano kick)	8-79, 4:11	7-34
CARDS	4	14:16	Fells 21-yard pass from Palmer (Nelson run)	10-80, 2:52	15-34
Panthers	4	5:26	Funchess 5-yard pass from Newton (Newton-Tolbert)	9-84, 6:12	15-42
Panthers	4	5:11	Kuechly 22-yard INT return (Gano kick)	--	15-49

**STATISTICS**

	AZ	CAR
First Downs.....	21	21
3rd Down Eff. (Pct).....	3-10 (30)	8-14 (57)
Total Plays.....	60	66
Avg. Gain.....	4.8	7.2
Rushes-Yards.....	16-60	37-152
Net Passing Yards.....	227	324
Total Net Yards.....	287	478
Passing (A-C-I).....	41-23-4	28-19-1
Sacked by Opp.....	3-8	1-11
Punts-Average.....	4-48.8	3-39.7
Fumbles-Lost.....	3-3	0-0
Penalties.....	8-51	5-45
Time of Possession.....	23:21	35:39

**Weather:** Clear, 39 degrees. Humidity 39%. Wind SW 4 mph.

**RUSHING**

**CARDS:** DJohnson 15-60, TD; Ellington 1-0.

**Panthers:** Stewart 18-83; Newton 10-47, 2 TD; Ginn 1-22, TD; Tolbert 3-4; Whittaker 2(-2); Anderson 2(-2).

**PASSING**

**CARDS:** Palmer 23-40, 235 yds, 1 TD, 4 INT; Fitzgerald 0-1, 0 yds.

**Panthers:** Newton 19-28, 335 yds, 2 TD, INT.

**RECEIVING**

**CARDS:** DJohnson 9-68; Fitzgerald 4-30; Floyd 3-37; Fells 2-36, TD; Nelson 2-25; JoBrown 2-23; JaBrown 1-16.

**Panthers:** Olsen 6-113; CBrown 4-113, TD; Ginn 2-52; Funchess 2-21, TD; Cotchery 2-17; Stewart 2-5; Tolbert 1-14.

**INTERCEPTION**

**CARDS:** Peterson 1-72.

**Panthers:** Coleman 2-0; Kuechly 1-22; Boston 1-5.

**NFC WILD CARD GAME**  
**RAMS 34, CARDINALS 11**  
 JANUARY 17, 2022  
 SOFI STADIUM - (70,625)

Back in the postseason for the first time since 2015, the 11-6 Cardinals earned a Wild Card berth and traveled to Los Angeles to take on the division champion Rams (12-5). The teams split the regular season series with the road team winning each and were now facing off in the NFL's first-ever Monday night Wild Card contest. Arizona entered the game bolstered by its historic road success in 2021 (8-1 during the regular season) as well as by team captain DL J.J. Watt, whose inspiring comeback saw him return to action following a devastating shoulder injury that kept him out of the final 10 regular season games.

Unlike the regular season, however, this Rams-Cards match-up was dominated by the home team. LA's defense forced 3-n-outs on the first 4 Arizona possessions and in that time its offense found the end zone twice. A defensive score made it 21-0 midway through the 2nd and the Rams ultimately advanced on the strength of a 34-11 victory.

On its second drive of the night, LA produced the game's first points after a 10-play, 52-yard drive that ended on a 4-yard TD pass from Matthew Stafford to WR Odell Beckham Jr. The Rams stretched their lead to 14-0 on their next possession and it was another Stafford-to-Beckham connection that set up the TD. Facing a 3rd-n-2 at the AZ 33, Stafford hit Beckham for a 31-yard gain down the left sideline to the AZ 2. Two snaps later Stafford scored on a QB sneak. On the next Rams possession, Arizona's defense forced a punt that was downed at the AZ 1. A play later, it appeared the Cards had their first big gain of the evening when QB Kyler Murray threw a 22-yard strike to WR A.J. Green down the right sideline. However, following a lengthy review the play was ruled an incompleteness, a reversal that proved costly. On the very next play Murray was under heavy pressure in his own EZ and flipped an underhand pass that CB David Long grabbed at the AZ 3 and took to the end zone to give the Rams a 21-0 lead that they took into intermission.

On the opening possession of the 3rd quarter, the Rams drove 75 yards on 8 plays, converting a pair of 3rd down attempts before Stafford connected with WR Cooper Kupp on a 7-yard TD to give LA a 28-0 lead. AZ's best drive of the evening came on the next possession, as Murray went 5-for-5 passing while directing a 12-play, 75-yard drive. After converting on 4th-n-4 from the AZ 44 with a 7-yard run, Murray hit WR Christian Kirk for a 23-yard gain to LA 14. Following a Rams penalty, RB James Conner ran it in from 2 yards out and Murray connected with WR Antoine Wesley on the 2-point try to make it 28-8 late in the 3rd quarter. But that was as close as the Cardinals would get. The Rams answered by going 50 yards in 7 plays, setting up a 37-yard FG by Matt Gay. Down 31-8, AZ looked poised for another TD when Murray connected with Kirk for a 16-yard play to the LAR 11 on 4th-n-10 but a holding penalty wiped out the gain. K Matt Prater then kicked a 55-yard FG - the longest in franchise postseason history - to make it 31-11 with just over 10 minutes remaining. LA was able to put the game away on its next possession, eating 5:52 off the clock with a 9-play drive that provided the game's final points on Gay's 46-yard FG.

	1	2	3	4	OT	F
CARDINALS	0	0	8	3	—	11
RAMS	7	14	7	6	—	34

Team	Qtr.	Time	Scoring Play	Drive	Score
Rams	1	3:50	Beckham 4-yard pass from Stafford (Gay kick)	10-52, 6:06	0-7
Rams	2	11:58	Stafford 1-yard run (Gay kick)	9-68, 5:17	0-14
Rams	2	7:59	Long 3-yard INT return (Gay kick)	--	0-21
Rams	3	10:36	Kupp 7-yard pass from Stafford (Gay kick)	8-75, 4:24	0-28
CARDS	3	4:11	Conner 2-yard run (Murray to Wesley pass)	12-75, 6:25	8-28
Rams	4	14:55	Gay 37-yard FG	7-50, 4:16	8-31
CARDS	4	10:13	Prater 55-yard FG	10-38, 4:42	11-31
Rams	4	4:21	Gay 46-yard FG	9-61, 5:52	11-34

**STATISTICS**

	AZ	LAR
First Downs.....	14	16
3rd Down Eff. (Pct).....	0-9 (0)	6-13 (46)
Total Plays.....	54	57
Avg. Gain.....	3.4	6.6
Rushes-Yards.....	18-61	38-140
Net Passing Yards.....	122	235
Total Net Yards.....	183	375
Passing (A-C-I).....	34-19-2	17-13-0
Sacked by Opp.....	2-15	1-7
Punts-Average.....	5-48.2	5-39.6
Fumbles-Lost.....	1-0	0-0
Penalties.....	7-50	6-48
Time of Possession.....	24:14	35:46

**Weather:** Indoors

**RUSHING**

**CARDS:** Edmonds 8-28; Conner 4-19, TD; Benjamin 4-8; Murray 2-6.

**Rams:** Michel 13-58; Akers 17-55; Stafford 6-22, TD; Funk 2-5.

**PASSING**

**CARDS:** Murray 19-34, 137 yards, 2 INT.

**Rams:** Stafford 13-17, 202 yards, 2 TD.

**RECEIVING**

**CARDS:** Kirk 6-51; Moore 5-32; Ertz 3-21; Benjamin 2-26; Daniels 2-2; Conner 1-5.

**Rams:** Kupp 5-61, TD; Beckham 4-54, TD; Higbee 3-46; Jefferson 1-41; Akers 1-40.

**INTERCEPTIONS**

**CARDS:** None.

**Rams:** Long 1-3, TD; Copeland 1-0.





# HISTORY





## FRANCHISE HISTORY

The Cardinals were founded in 1898 and in 1920 became a charter member of the National Football League, then known as the American Professional Football Association. The club holds the distinction of being the United States' oldest professional football franchise still in existence.

**THE EARLY DAYS**

The team boasts a colorful history. Fans have known the club as the Arizona Cardinals, Phoenix Cardinals, St. Louis Cardinals, Chicago Cardinals, Racine Cardinals, the Normals, and the Morgan Athletic Club.

The franchise began as a neighborhood group that gathered to play football in a predominantly Irish area of Chicago's South Side, playing under the name Morgan Athletic Club. The team later was acquired by Chris O'Brien, a painting and decorating contractor, and soon its playing site changed to nearby Normal Field, prompting the new name Normals.

In 1901, the team gained longstanding identification when O'Brien bought used jerseys from the nearby University of Chicago. The jerseys were faded maroon in color, prompting O'Brien to declare, "That's not maroon, it's Cardinal red!" The club's permanent nickname had been born.



**Early owner Chris O'Brien organized the Cardinals for a third time following World War I.**

The jersey color and the location of the field (61st and Racine) led to a new and obvious name, the Racine Cardinals.

In Chicago at the time, football competition was exclusively amateur, but opposition became increasingly hard to find, so in 1906, the team disbanded.

In 1913, O'Brien reorganized the Cardinals. By 1917 they were able to buy new uniforms and hire a coach, Marshall Smith. That year they lost only two games and were champions of the Chicago Football League.

The war in Europe and a flu epidemic in the United States forced the team to suspend operations again in 1918. Following Armistice Day that officially ended World War I in November of 1918, O'Brien organized the Cardinals for a third time. From that day forward, the Cardinals have been a permanent part of the professional football landscape in America.

manent part of the professional football landscape in America.

The Cardinals and Chicago Bears are the only two of the 11 charter members of the NFL still in existence. The Bears were originally based in Decatur, IL and known as the Decatur Staleys (after their sponsor, the Staley Starch Company). The team moved to Chicago in 1921 and was known as the Chicago Staleys for a year before becoming the Chicago Bears in 1922.



**The colorful history of the Cardinals, a charter member of the National Football League and the oldest continuously run professional football franchise in the nation, began humbly in 1898 as a neighborhood group that gathered to play football as the Morgan Athletic Club in Chicago's South Side.**



## POST WORLD WAR I

Shortly after the Cardinals joined the American Professional Football League in 1920 for the \$100 franchise fee, O'Brien lured great halfback John "Paddy" Driscoll to the Cardinals for \$3,000 a year, a sum considered outlandish at the time. But Driscoll was an authentic superstar, a superior runner, blocker, punter, and possibly the finest drop kicker in the history of football. He would coach the team from 1921-22.

One of Driscoll's young running backs was Ralph Horween, a former star at Harvard, who played under the assumed name of B. McMahon. A Cardinal from 1921-22, Horween scored two rushing touchdowns during his three-year career in the days of leather helmets without face masks, numberless sweater jerseys, and \$40 paychecks.

In 1922, a team from Racine, WI joined the NFL, prompting the Cardinals to change their name to the Chicago Cardinals. The same year, the Cardinals also moved into their new home in Comiskey Park, which they would share with baseball's White Sox for 37 years.

Under new Head Coach Norman Barry, the Cardinals outdistanced a field of 20 teams to win their first NFL Championship in 1925 by virtue of the league's best record (the NFL did not begin postseason play until 1933).

A Chicago physician, Dr. David Jones, purchased the team in 1929. In his first year of ownership, he coaxed legendary running back Ernie Nevers out of retirement to become player-coach. Still in his prime, the 26-year-old Nevers scored an NFL-record 40 points on six touchdowns and four extra points in an historic 40-6 victory over the cross-town Chicago Bears on Thanksgiving Day, 1929.

After guiding the Cardinals to a 16-14-3 combined record in three seasons, the legendary Nevers retired as both coach and player in 1932.

Nevers' departure also marked the arrival of a new club owner. Charles W. Bidwill, Sr., a vice president of the Bears, purchased the Cardinals in 1932 for Jones' asking price of \$50,000. After Bidwill divested himself of his Bears' holdings, the franchise began a period of family ownership that continues to this day.

The team sorely missed Nevers' magic on the field and the Cardinals endured difficult years in



**Cardinals owner Charles W. Bidwill, Sr. is a member of the Pro Football Hall of Fame.**

the 1930s and early '40s. World War II hit the team heavily. The Cardinals lost their top passer, receiver, and lineman—Johnny Clement, Billy Dewell, and Joe Kuharich, respectively—to military service. In 1944 as a war-time emergency measure, the Cardinals combined with the Pittsburgh Steelers to play as one team. It was called Card-Pitt. Co-coached by the Cardinals' Phil Handler and the Steelers' Walt Kiesling, a former Cardinal guard, the team split its home games between Comiskey Park and Forbes Field in Pittsburgh, failing to win an outing in 10 tries.

Success finally returned following the war. In 1945, the arrival of University of Missouri quarterback Paul Christman trumpeted the team's conversion to the "T" formation. Fullback Pat Harder and halfback Elmer Angsman were added in 1946.

## THE 1947 CHAMPIONSHIP TEAM

The 1947 Cardinals captured the Western Division title and took the NFL championship in a season that was bittersweet for the organization. Owner Charles Bidwill had been the club's leader since taking over as owner in 1933 and helped shepherd the NFL through "The Great Depression." However, his death in April of '47 deprived him of witnessing the club's first NFL crown in 22 years.

Still, Bidwill earned credit for fitting the final crucial piece into place to complete the

Cardinals' famed "Million-Dollar Backfield." It was his unprecedented signing of University of Georgia All-America running back Charley Trippi for a then-unheard of \$100,000 that finally put the Cardinals over the top.

Several key Cardinals were already in place for the championship run. In 1945, the organization drafted Paul Christman, a talented passer from Missouri, before adding Wisconsin fullback Pat Harder, Elmer Angsman of Notre Dame, and end/defensive back Mal Kutner from Texas in '46.



Another great end, Bill Dewell, had returned from military service for the '45 season. The staple of Jimmy Conzelman's ensemble was a relic from the late '30s, versatile Marshall "Biggie" Goldberg, an intuitive defensive back who was the first real free safety in pro football. Also a running back, Goldberg had enjoyed many productive days offensively, too, but they were mostly behind him when Conzelman began his second reign as the Cards' head man in '46.

Chicago started quickly in 1947 by winning its first three outings, including a 31-7 trouncing of the hated crosstown rival Bears. In week four, the Cardinals headed to Los Angeles and incurred their first loss of the season. Afterward, they tragically lost rookie punter Jeff Burkett who missed the game and the flight back to Chicago because of an emergency appendectomy. After several days recuperating, the United Airlines DC-6 taking him home crashed in Bryce Canyon, UT, killing the young star, who was the NFL's leading punter at the time.

Under that pall, the Cardinals climbed to 7-3 but were in the throes of a two-game losing streak heading to Philadelphia on December 7 for a critical game against the Eagles. Trailing 7-3 at the half, Chicago exploded for six second-half touchdowns, including two by Trippi, and held the powerful Steve Van Buren to just 44 yards rushing to grab a crucial 45-21 road win.

The victory deadlocked the Cards with the Bears and set-up a showdown in the regular season finale the following Sunday at hostile Wrigley Field.

The biggest play of the game came on the first snap. Conzelman designed a pass play that would isolate Bears' linebacker Mike Holovak one-on-one with speedster Boris "Babe"

Dimancheff. Because his wife was expecting, Dimancheff missed the entire week of practice. Despite never running it in advance, the play worked to perfection as Dimancheff raced down the center of the field and caught Christman's perfect pass in stride for a touchdown. The Cardinals also intercepted four passes off legendary Bears quarterback Sid Luckman, converting two into touchdowns en route to a 30-21 win. The Western Division crown now in hand, the Cardinals prepared to play host to the league championship game a fortnight later (12/28/47) against Eastern Division powerhouse Philadelphia.

At a bitterly cold Comiskey Park, pre-kickoff controversy raged when it was discovered the Eagles attempted to get better footing on the concrete-like playing surface by sharpening and filing their cleats. A succession of penalties opened the game, infuriating Philadelphia Head Coach Earle "Greasy" Neale. Meanwhile, the Cardinals quietly had slipped into tennis shoes for the frigid affair.

The game was defined by Chicago's quick-openers, producing three long scoring runs from scrimmage—two 70-yarders by Angsman and a 44-yarder by Trippi. In the third quarter, Trippi returned a punt 75 yards for a touchdown. Angsman's thrilling fourth-quarter duplication of his second-period 70-yard touchdown strike enabled him to break the NFL championship Game record for rushing yards with 159. But Philadelphia fought evenly throughout with quarterback Tommy Thompson setting two playoff records on 27-of-44 passing for 297 yards. The Cardinals' 28-21 victory, however, wasn't secured until Goldberg's late-game interception.



**The 1947 Cardinals won the NFL Championship with a 10-3 overall record. They defeated the Philadelphia Eagles 28-21 at Chicago's Comiskey Park in the NFL's 15th title contest.**





**Marshall Goldberg sealed the 1947 championship game victory with a fourth quarter interception.**

## ON TO ST. LOUIS

Following her husband's passing in April of 1947, Violet Bidwill assumed control of the franchise for the next 15 years, a span that included a second consecutive Western Division championship, an appearance in the 1948 NFL championship game, a 7-0 loss at Philadelphia, and the transfer of the team from Chicago to St. Louis in 1960.

Upon Mrs. Bidwill's death in January of 1962, team control moved to sons Charles W. Bidwill, Jr. and William V. Bidwill. In 1972, the latter and his family gained sole ownership with William becoming managing general partner. On July 1, 1976, incorporation of the company was accomplished with Bidwill continuing as chief executive officer.

After 14 years in the city, the Cardinals brought their first division title to St. Louis in 1974. The Big Red captured the NFC Eastern Division flag under Head Coach Don Coryell and advanced to the playoffs with a 10-4 regular season record. The Cardinals lost to the Minnesota Vikings, 30-14, in their first playoff appearance since 1948. Again in 1975, Coryell provided St. Louis a division crown, but another playoff loss, this time to the Rams in Los Angeles, 35-23, ended the Cards' postseason dream in their first outing.

The Cardinals next appeared in the playoffs in 1982 when Head Coach Jim Hanifan's club

lost a first-round game at Green Bay, 41-16. In 1984, an offensively explosive St. Louis team narrowly missed the playoffs—and the NFC Eastern Division title—with a 9-7 record. However, the Cardinals stumbled to a 5-11 mark in 1985, prompting Hanifan's dismissal and the hiring of long-time Dallas Cowboy assistant Gene Stallings as the team's new head coach.

## ARIZONA

After 28 years in St. Louis, the Cardinals relocated to Arizona in the spring of 1988 and made Sun Devil Stadium on the campus of Arizona State University their new home.

Their first season in the Valley of the Sun began optimistically when the team raced to a 7-4 record and a share of the NFC Eastern Division lead. But untimely injuries struck, and a five-game losing streak ensued to finish the year, dashing hopes of the club's first postseason berth since 1982.

The Cardinals' new home provided club single-game (67,139 vs. Dallas in the Arizona inaugural game) and single-season (472,937) attendance records (since broken) in the team's first autumn in Arizona. All the Cardinals' franchise attendance records have been established since moving to the desert. The record-setting inaugural season attendance total was eclipsed in 1994 when 497,330 fans, or 62,166 per game, spun the Sun Devil Stadium turnstiles. All of those attendance marks, however, have been eclipsed since the team moved into State Farm Stadium.

On March 17, 1994, Bidwill announced his intention to change the name of the team to the Arizona Cardinals, and it was adopted unanimously by vote of NFL owners the following week.

The 1995 season marked another milestone when the Cardinals served as host team for Super Bowl XXX at Sun Devil Stadium on January 28, 1996.

The 1998 Arizona squad ended the franchise's 15-year playoff drought. Under Head Coach Vince Tobin and led by former ASU quarterback Jake Plummer, the '98 Cardinals earned a Wild Card berth by winning their last three games in dramatic fashion and each by a field goal or less - a 20-17 overtime win at Philadelphia, a 19-17 home win vs. New Orleans, and a playoff-clinching 16-13 home win over San Diego. The final game ended when Chris Jacke nailed a 52-yard field goal as time expired to win the game before a sold-out crowd at Sun Devil Stadium. The next week saw the team notch its first postseason victory since 1947 with a 20-7 win over the Cowboys at Texas Stadium. The thrilling ride ended with a 41-21 loss at Minnesota in the divisional playoffs the next week.

The 2000 season proved pivotal to the Cardinals' franchise. On Election Day, November 7, 2000, voters in Maricopa County passed Proposition 302, the Tourism and Sports Initiative, to help fund a new stadium for the Cardinals, Fiesta Bowl, and future Super Bowls,



in addition to providing revenue for Cactus League spring training baseball, tourism, and youth recreation. The 454,785 "yes" votes spelled a plurality of 33,123 votes (51.89 percent).

The attention of the sports world and beyond turned to Arizona safety Pat Tillman in 2002 when he quietly and nobly walked away from a lucrative career in pro football to enlist in the Army. Moved to action by the events of 9/11, Tillman joined the elite Army Rangers and, in April of 2004, was killed while serving in Afghanistan. His jersey number 40 became the fifth in team history to be retired.

In 2005, the Cardinals made NFL history by participating in the NFL's first-ever regular season game played outside the United States. On October 2, the Cards defeated the 49ers 31-14 before a crowd of 103,467 in Mexico City's Estadio Azteca, at the time the largest crowd ever to see an NFL regular season game.

The 2006 season marked the team's first at State Farm Stadium, recognized by BusinessWeek as one of the 10 most impressive sports facilities in the world. Since then, the world-class venue has attracted record crowds for the franchise and has allowed the team to sell out 144 games at the venue. On February 3, 2008, the stadium hosted Super Bowl XLII between the New York Giants and the New England Patriots.

The 2008 Cardinals turned in perhaps the most memorable season in franchise history, one that ended with the team's first-ever Super Bowl appearance. Arizona qualified for the postseason by clinching its first division title since 1975 and first-ever NFC West crown with a perfect 6-0 divisional record. As the division champs, the Cardinals hosted their first playoff game since 1947 and defeated Atlanta 30-24 in the Wild Card round. Arizona then traveled to Carolina where they faced

the heavily favored Panthers but came away with a stunning 33-13 victory. The Cards returned home the following week to host the Philadelphia Eagles in the NFC Championship game and won their first-ever NFC title by defeating the Eagles 32-25. The victory also secured a date with Pittsburgh in Super Bowl XLIII from Tampa. Before what was then the largest audience in US television history, the Cardinals fell to the Steelers, 27-23. Down 20-7 entering the fourth quarter, Arizona made the biggest comeback in Super Bowl history, with a 64-yard touchdown pass from Kurt Warner to Larry Fitzgerald, giving the Cards a 23-20 lead with under 3:00 remaining. Pittsburgh responded with a 78-yard drive that ended with Santonio Holmes' tip-toe touchdown reception and the game's deciding score in one of the most exciting Super Bowls ever played.

An exciting chapter in franchise history began in January of 2013 when team President Michael Bidwill hired GM Steve Keim and Head Coach Bruce Arians nine days apart. Under the leadership of Bidwill, Keim and Arians, Arizona posted a 50-32-1 record, including postseason, which represents the most wins during any five-year span in franchise history. On January 1, 2018, Arians retired as the winningest head coach in club history. The 2015 season was a banner year for the organization as the team won the NFC West, set a franchise record for wins in the regular season (13) and earned the first postseason bye in team history.

A significant era in franchise history came to a close in 2019 when owner William V. Bidwill passed away in October, at the age of 88. His passing brought to an end a life-long association with the franchise, one that began as a ball boy in his hometown of Chicago and which spanned eight different decades.



**The Cardinals made their first-ever Super Bowl appearance when they met the Pittsburgh Steelers in Super Bowl XLIII.**



## ALL-TIME ALPHABETICAL ROSTER

### A

Abdullah, Hamza (S), Washington State.....	2009-11
Aboushi, Oday (OL), Virginia.....	2018
Abraham, John (LB), South Carolina.....	2013-14
Acho, Sam (LB), Texas.....	2011-14
Acker, Bill (DT), Texas.....	1980-81
Adams, Henry (C), Pittsburgh.....	1939
Adams, Michael (CB), Louisiana-Lafayette.....	2007-12
Adams, Michael (CB), Arkansas State.....	1989
Agudosi, Carlton (WR), Rutgers.....	2017
Agee, Sam (B), Vanderbilt.....	1938-39
Ahrens, Dave (LB), Wisconsin.....	1981-84
Albert, Sergio (K), U.S. International.....	1974
Albrecht, Art (T), Wisconsin.....	1943
Albright, Bryson (LB), Miami (Ohio).....	2017
Aldrich, Ki (C), Texas Christian.....	1939-40, '43
Aldridge, Melvin (S), Murray State.....	1995
Alexander, Brent (DB), Tennessee State.....	1994-97
Alexander, Lorenzo (LB), California.....	2013-14
Alford, Mike (C), Auburn.....	1965
Alford, Robert (CB), Southeastern Louisiana.....	2019-21
Allen, Carl (DB), Southern Mississippi.....	1977-82
Allen, Ed (E), Creighton.....	1928
Allen, Ian (T), Purdue.....	2005
Allen, Jeff (DB), Iowa State.....	1971
Allen, Zach (DL), Boston College.....	2019-22
Allerman, Kurt (LB), Penn State.....	1977-80, '82-84
Allison, Henry (T), San Diego State.....	1975-77
Allton, Joe (T), Oklahoma.....	1942, '44
Alvord, Steve (DT), Washington.....	1987-88
Amerson, David (CB), North Carolina State.....	2018
Ammendola, Matt (K), Oklahoma State.....	2022
Anderson, Charley (E), Louisiana Tech.....	1956
Anderson, Cliff (E), Indiana.....	1952-53
Anderson, Damien (RB), Northwestern.....	2002-05
Anderson, Derek (QB), Oregon State.....	2010
Anderson, Donny (RB), Texas Tech.....	1972-74
Anderson, Drew (QB), Murray State.....	2019
Anderson, Ed (E), Notre Dame.....	1922-25
Anderson, Otis (RB), Miami (Fla.).....	1979-86
Anderson, Robbie (WR), Temple.....	2022
Anderson, Ronnie (WR), Allegheny College (Pa.).....	1998
Anderson, Stephen (TE), California.....	2022
Anderson, Stevie (WR), Grambling State.....	1995-96
Anderson, Tazwell (E), Georgia Tech.....	1961-64
Anderson, Warren (WR), West Virginia State.....	1978
Andros, Plato (G), Oklahoma.....	1947-50
Angle, Bob (B), Iowa State.....	1950
Angsman, Elmer (B), Notre Dame.....	1946-52
Apolskis, Ray (T), Marquette.....	1941-42, '45-50
Arapostathis, Evan (P/K), Eastern Illinois.....	1986
Arenas, Javier (CB), Alabama.....	2013
Armbrister, Thurston (LB), Miami.....	2018
Arms, Lloyd (G), Oklahoma A&M.....	1946-48
Arneson, Mark (LB), Arizona.....	1972-80
Arnold, Dan (TE), Wisconsin-Platteville.....	2019-20
Arrington, J.J. (RB), California.....	2005-08
Arterburn, Elmer (B), Texas Tech.....	1954
Ashton, Josh (RB), Tulsa.....	1975
Atkins, Robert (DB), Grambling.....	1968-69
Atkinson, Jess (K), Maryland.....	1985
Auer, Howard (T), Michigan.....	1933
Audick, Dan (G), Hawaii.....	1977, '83
Austin, Kent (QB), Mississippi.....	1986
Awalt, Robert (TE), San Diego State.....	1987-89
Ayanbadejo, Obafemi (FB), San Diego State.....	2004-06

### B

Babartsky, Al (T), Fordham.....	1938-39, '41-42
Babin, Jason (LB), Western Michigan.....	2015
Baccellia, Andre (WR), Washington.....	2021-
Badaczewski, John (G), Western Reserve.....	1948
Badger, Brad (T), Stanford.....	2007
Bagdon, Ed (G), Michigan State.....	1950-51
Bailey, Claron "Monk" (DB), Utah.....	1964-65
Bailey, Johnny (RB/KR), Texas A&I.....	1992-93
Bailey, Rodney (DE), Ohio State.....	2007
Baker, Al (DE), Colorado State.....	1983-86
Baker, Budda (S), Washington.....	2017-
Baker, Charles (LB), New Mexico.....	1980-87
Baker, Conway (T), Centenary.....	1936-43, '45
Baker, Mel (WR), Texas Southern.....	1976
Baker, Roy (B), Southern California.....	1929-30
Baker, Tony (RB), East Carolina.....	1989
Bakken, Jim (K), Wisconsin.....	1962-78
Balasz, Frank (B), Iowa.....	1941, '45
Ballard, Jake (TE), Ohio State.....	2013
Banjo, Chris (S), Southern Methodist.....	2019-22
Banks, Eric (DL), Texas-San Antonio.....	2021-23
Banks, Jason (DE), Grambling.....	2009
Banks, Tom (C), Auburn.....	1971-80
Banks, Mike (TE), Iowa State.....	2002-03
Bankston, Michael (DL), Sam Houston State.....	1992-97
Banonis, Vince (C), Detroit.....	1942, '46-50
Barber, Mike (WR), Marshall.....	1989
Barefield, John (LB), Texas A&I.....	1978-80
Barkley, Matt (QB), Southern California.....	2015, '17

Barksdale, Joe (T), Louisiana State.....	2018
Barnes, Khalif (T), Washington.....	2017
Barnes, Krys (LB), UCLA.....	2023-
Barnes, Lawrence (RB), Tennessee State.....	1978
Barnes, Mike (DB), Texas-Arlington.....	1967-68
Barnes, Pete (LB), Southern.....	1973-75
Barni, Roy (B), San Francisco.....	1952-53
Barr, Mike (P), Rutgers.....	2007
Barrett, David (CB), Arkansas.....	2000-03
Barrie, Sebastian (DT), Liberty.....	1994
Barry, Norm (B), Notre Dame.....	1921
Barry, Paul (B), Tulsa.....	1954
Bartel, Richard (QB), Tarleton State.....	2010-11
Barton, Jackson (OL), Utah.....	2023-
Bartu, Joplo (LB), Texas State.....	2016
Bates, Mario (RB), Arizona State.....	1998-99
Bates, Theodore (LB), Oregon State.....	1960-62
Batiste, D'Anthony (T), Louisiana-Lafayette.....	2010-12
Baty, Greg (TE), Stanford.....	1988
De'Vante Bausby (CB), Pittsburg St.....	2020
Bausch, Jim (B), Kansas.....	1933
Bavaro, David (LB), Syracuse.....	1990
Baxley, Rob (T), Iowa.....	1992-93
Baxter, Jarrod (FB), New Mexico.....	2005
Bayless, Martin (DB), Bowling Green.....	1984
Baylis, Evan (TE), Oregon.....	2020
Baynham, Craig (RB), Georgia Tech.....	1972
Beach, Pat (TE), Washington.....	1993
Beachum, Kelvin (OL), SMU.....	2020-
Beal, Norm (DB), Missouri.....	1962
Beathard, Pete (QB), Southern California.....	1970-71
Beatty, Chuck (DB), North Texas State.....	1972
Beauchamp, Al (LB), Southern.....	1976
Becht, Anthony (TE), West Virginia.....	2009
Beckman, Tom (DE), Michigan.....	1972
Bedford, Vance (CB), Texas.....	1982
Beinor, Ed (E), Notre Dame.....	1940-41
Beisel, Monty (LB), Kansas State.....	2006-08, '09
Belden, Charles (B), None.....	1929-31
Bell, Anthony (LB), Michigan State.....	1986-90
Bell, Bob (DE), Cincinnati.....	1974-78
Bell, Gordon (RB), Michigan.....	1978-79
Bell, Marcus (DT), Memphis.....	2001-03
Bell, Mark (WR), Colorado State.....	1981
Bell, Yereemiah (S), Eastern Kentucky.....	2013
Belton, Willie (RB), Maryland State.....	1973-74
Benard, Marcus (LB), Jackson State.....	2013-14
Benjamin, Eno (RB), Arizona State.....	2020-22
Bennett, Charles (B), None.....	1933
Bennett, Tommy (S), UCLA.....	1996-2000
Benwikere, Bené (CB), San Jose State.....	2018
Bergen, Adam (TE), Lehigh.....	2005-06
Berger, Mitch (P), Colorado.....	2007
Bergerson, Gil (T), Oregon State.....	1933
Bergold, Scott (DT), Wisconsin.....	1985-86
Bernardi, Frank (B), Colorado.....	1955-57
Berquist, Jay (G), Nebraska.....	1927
Berry, Bertrand (DE), Notre Dame.....	2004-09
Berry, Gil (B), Illinois.....	1935
Bertagnolli, Libero (G), Washington (Mo.).....	1942, '45
Bessillieu, Don (S), Georgia Tech.....	1982
Bethea, Antoine (S), Howard.....	2017-18
Bethel, Justin (CB), Presbyterian.....	2012-17
Beuerlein, Steve (QB), Notre Dame.....	1993-94
Bienemann, Troy (TE), Washington State.....	2007
Bienemann, Tom (E), Drake.....	1951-56
Bierria, Keishawn (LB), Washington.....	2019
Bilbo, Jon (T), Mississippi.....	1938-39
Bird, Steve (WR), Eastern Kentucky.....	1983-84
Birdsong, Carl (P), Southwestern Oklahoma State.....	1981-85
Birlem, Keith (B), San Jose State.....	1939
Bishop, Desmond (LB), California.....	2014
Black, Tim (LB), Baylor.....	1977
Blackburn, Bill (C), Rice.....	1946-50
Blackson, Angelo (DT), Auburn.....	2020
Blackstock, Darryl (LB), Virginia.....	2005-07
Blackwell, Hal (B), South Carolina.....	1945
Blair, Stanley (CB), Southeastern Oklahoma State.....	1990
Blake, Jeff (QB), East Carolina.....	2003
Blanchard, Cary (K), Oklahoma State.....	2000-01
Blankenship, Rodrigo (K), Georgia.....	2022
Blazine, Tony (T), Illinois Wesleyan.....	1935-40
Bliss, Homer (G), Washington & Jefferson.....	1928
Blough, David (QB), Purdue.....	2022
Blount, Eric (RB/KR), North Carolina.....	1992-93
Blout, Joey (S), Virginia.....	2023-
Blumenthal, Morris (B), Northwestern.....	1925
Blumer, Herb (E), Missouri.....	1925-30, '33
Bock, Wayne (T), Illinois.....	1957
Boehm, Evan (C/G), Missouri.....	2016-17
Boggs, Taylor (G), Humboldt State.....	2016
Bogue, George (B), Stanford.....	1930
Bohlmann, Frank (G), Marquette.....	1942
Bohm, Ron (DT), Illinois.....	1987
Bojovic, Novo (K), Central Michigan.....	1985
Boldin, Anquan (WR), Florida State.....	2003-09
Bollinger, Brian (G), North Carolina.....	1994

Bonelli, Ernie (B), Pittsburgh.....	1945
Bonner, Sherdrick (QB), California State-Northridge.....	1999
Boone, Alex (G), Ohio State.....	2017
Booth, Clarence (T), Southern Methodist.....	1943
Booty, John (DB), Texas Christian.....	1993
Borders, Breon (CB), Duke.....	2021
Borum, Jarvis (T), North Carolina State.....	2001-02
Boso, Cap (TE), Illinois.....	1986
Bostic, Joe (T), Clemson.....	1979-89
Boston, David (WR), Ohio State.....	1999-02
Boston, Tre (S), North Carolina.....	2018
Bouie, Kevin (RB), Mississippi State.....	1997
Bouka, Elie (CB), Calgary.....	2016
Bova, Tony (E), St. Francis.....	1944
Bowers, Andy (DE), Utah.....	2001-02
Boyette, Garland (LB), Grambling State.....	1962-63
Boyd, Bill (B), Westminster (Mo.).....	1930-31
Boyd, Kris (CB), Texas.....	2023
Boyd, Shane (QB), Kentucky.....	2006
Boydston, Max (E), Oklahoma.....	1955-58
Braden, Dave (G), Marquette.....	1945
Bradford, Ronnie (CB), Colorado.....	1996
Bradford, Sam (QB), Oklahoma.....	2018
Bradley, Bill (DB), Texas.....	1977
Bradley, Dave (G), Penn State.....	1972
Bradley, Hal (E), Elon.....	1938-39
Bradley, Hal (G), Iowa.....	1928
Bradley, Hunter (LS), Mississippi State.....	2022
Bradley, Melvin (LB), Arkansas.....	1999
Bradley, Stewart (LB), Nebraska.....	2011-12
Braham, Rich (G/T), West Virginia.....	1994
Brahaney, Tom (C), Oklahoma.....	1973-81
Braidwood, Charles (E), Tennessee-Chattanooga.....	1932
Branch, Alan (DT), Michigan.....	2007-10
Branch, Tyron (S), Connecticut.....	2016-17
Braxton, David (LB), Wake Forest.....	1990-93
Breaston, Steve (WR/PR), Michigan.....	2007-10
Bredde, Bill (B), Oklahoma A&M.....	1954
Brennan, Mike (G), Notre Dame.....	1991
Brennan, Willis (T), None.....	1920-27
Brett, Ed (E), Washington State.....	1936
Brettschneider, Carl (LB), Iowa State.....	1956-59
Brewer, Aaron (LS), San Diego State.....	2016-
Bridges, Jeremy (T), Southern Mississippi.....	2004-05, 09-12
Brim, Michael (CB), Virginia Union.....	1988
Brinkley, Jasper (LB), South Carolina.....	2013
Britton, Earl (B), Illinois.....	1929
Brock, Fred (WR), Southern Mississippi.....	1997-98
Brock Sr., Tramaine (CB), Belhaven College.....	2019
Bronson, John (TE/FB), Penn State.....	2005-2006
Brooks, Cariel (CB), Adams State.....	2015
Brooks, Carlos (DB), Bowling Green.....	1995
Brooks, Ethan (T), Williams (Mass.).....	2000
Brooks, Jonathan (LB), Clemson.....	1980
Brooks, Leo (DE), Texas.....	1973-76
Brosky, Al (B), Illinois.....	1954
Broughton, Nehemiah (FB), The Citadel.....	2010
Brown, Chadrick (DE), Mississippi.....	1993-95
Brown, Chuck (C/G), Houston.....	1979-80
Brown, Cody (LB), Connecticut.....	2009
Brown, Dave (QB), Duke.....	1998-2001
Brown, Derek (TE), Notre Dame.....	1999-00
Brown, Elton (G), Virginia.....	2005-08
Brown, Hardy (LB), Tulsa.....	1956
Brown, Ivory Lee (RB), Arkansas-Pine Bluff.....	1991-92
Brown, J.B. (DB), Maryland.....	1998
Brown, Jaron (WR), Clemson.....	2013-17
Brown, John (WR), Pittsburgh State.....	2014-17
Brown, Lance (DB), Indiana.....	1995-96
Brown, Levi (T), Penn State.....	2007-2013
Brown, Lomas (T), Florida.....	1996-98
Brown, Marquise (WR), Oklahoma.....	2022-23
Brown, Miles (DL), Wofford.....	2019-20
Brown, Milford (G), Florida State.....	2006
Brown, Ralph (CB), Nebraska.....	2007-09
Brown, Ray (T), Arkansas State.....	1986-88
Brown, Robert (TE), Alcorn A&M.....	1969-70
Brown, Rod (FB), North Carolina State.....	1997-98
Brown, Ron (WR), Colorado.....	1987
Brown, Rush (DT), Ball State.....	1980-83
Brown, Terry (DB), Oklahoma State.....	1969-70
Brown, Theotis (RB), UCLA.....	1979-81
Brubaker, Dick (E), Ohio State.....	1955, '57
Bruckner, Les (B), Michigan State.....	1945
Brumm, Don (DE), Purdue.....	1963-69, 72
Brunner, Scott (QB), Delaware.....	1985
Bryan, Jon (B), Chicago.....	1982
Bryant, Charlie (RB), Allen (S.C.).....	1966-67
Bryant, Christian (S), Ohio State.....	2016
Bryant, Chuck (E), Ohio State.....	1962
Bryant, Red (DT), Texas A&M.....	2015
Bryant, Wendell (DT), Wisconsin.....	2002-04
Bucannon, Deone (SLB), Washington State.....	2014-18
Buck, Mike (QB), Maine.....	1995
Buckeye, Garland (T), None.....	1920-24
Bucklin, Tom (B), Idaho.....	1927
Buczowski, Bob (DT), Pittsburgh.....	1989





Bukant, Joe (B), Washington (Mo.) ..... 1942-43  
 Bulger, Chet (T), Auburn ..... 1942-43, '45-49  
 Bullard, Jonathan (DL), Florida ..... 2019  
 Bulman, Tim (DT), Boston College ..... 2005  
 Bundy, Marquis (WR), New Mexico ..... 2016  
 Burch, John (RB), Tennessee-Martin ..... 1989  
 Burke, Anthony (DT), Minnesota ..... 1987  
 Burke, Thomas (DE), Wisconsin ..... 1999-02  
 Burkett, Jeff (E), Louisiana State ..... 1947  
 Burl, Alex (B), Colorado A&M ..... 1956  
 Burnett, Ray (B), None ..... 1938  
 Burnett, Victor (DE), Fresno State ..... 1987  
 Burns, Leon (RB), California State-Long Beach ..... 1972  
 Burnstein, Brent (DT), Arizona State ..... 1997  
 Burson, Jim (DB), Auburn ..... 1963-67  
 Burton, Ron (LB), North Carolina ..... 1989  
 Bush, Michael (RB), Louisville ..... 2014  
 Bush, Steve (TE), Arizona State ..... 2001-03  
 Busler, Ray (T), Marquette ..... 1940-41, '45  
 Busse, Ellis (B), Chicago ..... 1929  
 Butler, Crezdron (CB), Clemson ..... 2011-12  
 Butler, Drew (P), Georgia ..... 2014-16  
 Butler, Hakeem (WR), Iowa State ..... 2019  
 Butler, Jim (RB), Edward Waters (Fla.) ..... 1972  
 Butler, John (B), Tennessee ..... 1944  
 Butler, Kevin (K), Georgia ..... 1996-97  
 Butler, Victor (LB), Oregon State ..... 2014  
 Butts, Ed (B), Chico State ..... 1929  
 Butz, Dave (DE), Purdue ..... 1973-74  
 Byrd, Damiere (WR), South Carolina ..... 2019  
 Byrd, Dominique (TE), Southern California ..... 2009  
 Byrd, LaRon (WR), Miami (Fla.) ..... 2012-13  
 Bynes, Josh (LB), Auburn ..... 2017-18

**C**

Cahill, Ron (B), Holy Cross ..... 1943  
 Cain, Jim (E), Alabama ..... 1949  
 Cain, J.V. (WR/TE), Colorado ..... 1974-77  
 Caldwell, Mike (LB), Middle Tennessee State ..... 1997  
 Camarillo, Rich (P), Washington ..... 1989-93  
 Campana, Al (B), Youngstown State ..... 1953  
 Campbell, Bill (G), Oklahoma ..... 1945-49  
 Campbell, Calais (DE/DT), Miami (Fla.) ..... 2008-16  
 Campbell, De'Vondre (LB), Minnesota ..... 2020  
 Campbell, Mark (DT), Florida ..... 1997  
 Canaday, Kameron (LS), Portland State ..... 2016  
 Cantor, Leo (B), UCLA ..... 1945  
 Cantu, Rolando (G), ITESM Monterrey ..... 2005-06  
 Carey, Joe (G), None ..... 1920  
 Carlson, John (TE), Notre Dame ..... 2014  
 Carlson, Hal (G), DePaul ..... 1937  
 Carpenter, Chad (WR), Washington State ..... 1997-99  
 Carpenter, Steve (DB), Western Illinois ..... 1981  
 Carr, Jim (B), Morris Harvey ..... 1955, '57  
 Carr, Lydell (FB), Oklahoma ..... 1989  
 Carrell, Duane (P), Florida State ..... 1977  
 Carter, Carl (CB), Texas Tech ..... 1986-89  
 Carson, Glenn (LB), Penn State ..... 2014  
 Carter, David (DT), UCLA ..... 2011-2012  
 Carter, Dyshod (CB), Kansas State ..... 2004-05  
 Carter, Joe (E), Southern Methodist ..... 1945  
 Carter, Michael (RB), North Carolina ..... 2023  
 Carter, Pat (TE), Florida State ..... 1996-97  
 Carter, Ross (G), Oregon ..... 1936-39  
 Carter, Willie (B), Tennessee State ..... 1953  
 Case, Stoney (QB), New Mexico ..... 1995-98  
 Cason, Antoine (CB), Arizona ..... 2013  
 Castille, Tim (FB), Alabama ..... 2008  
 Catanzaro, Chandler (K), Clemson ..... 2014-16  
 Cate, Greg (P), Tennessee-Chattanooga ..... 1986-87  
 Caywood, Les (G), St. John's (NY) ..... 1931  
 Cecil, Chuck (FS), Arizona ..... 1993  
 Celestin, Oliver (SS), Texas Southern ..... 2007-08  
 Centers, Larry (RB), Stephen F. Austin ..... 1990-98  
 Chachere, Andre (S), San Jose State ..... 2023  
 Chamberlin, Guy (C), Nebraska ..... 1927  
 Chandler, Al (TE), Oklahoma ..... 1978-79  
 Chandler, Chris (QB), Washington ..... 1991-93  
 Chapura, Dick (DT), Missouri ..... 1990  
 Charpier, Len (B), Illinois ..... 1921  
 Chappell, Leon (G), None ..... 1920-21  
 Chavous, Corey (DB), Vanderbilt ..... 1998-01  
 Cheatham, Lloyd (QB), Auburn ..... 1942  
 Cherry, Ed (B), Hardin-Simmons ..... 1938-39  
 Chickillo, Nick (G), Miami (Fla.) ..... 1953  
 Childress, Joe (RB), Auburn ..... 1960, '62-65  
 Childs, Jim (WR), California Poly-San Luis Obispo ..... 1978-80  
 Chilton, Gene (C), Texas ..... 1986-87  
 Chisena, Dan (WR), Penn State ..... 2023  
 Chisick, Andy (C), Villanova ..... 1940-41  
 Christenson, Marty (B), Minnesota ..... 1940  
 Christian, Gerald (TE), Louisville ..... 2015  
 Christian, Marqui (S), Midwestern State ..... 2016  
 Christman, Paul (QB), Missouri ..... 1945-49  
 Christopherson, Ryan (FB), Wyoming ..... 1996  
 Ciccone, Ben (C), Duquesne ..... 1942  
 Clancy, Kendrick (DT), Mississippi ..... 2006  
 Clancy, Sean (LB), Amherst ..... 1979-80  
 Clark, Beryl (B), Oklahoma ..... 1940  
 Clark, Bill (G), None ..... 1920

Clark, Charles (G), Harvard ..... 1924  
 Clark, Ernie (LB), Michigan State ..... 1968  
 Clark, Gary (WR), James Madison ..... 1993-94  
 Clark, Jessie (RB), Arkansas ..... 1988-89  
 Clark, Jon (T), Temple ..... 1998-00  
 Clark, Kei'Trel (CB), Louisville ..... 2023  
 Clark, Randy (C), Northern Illinois ..... 1980-86  
 Clasby, Bob (DE), Notre Dame ..... 1986-90  
 Clatt, Corwin (B), Notre Dame ..... 1948-49  
 Clausell, Blaine (OL), Mississippi State ..... 2018  
 Claxton, Ben (C), Mississippi ..... 2009-10  
 Clay, Charles (TE), Tulsa ..... 2019  
 Claypool, Ralph (C), Purdue ..... 1925-26, '28  
 Clayton, Ralph (WR), Michigan ..... 1981  
 Clement, Anthony (T), Southwestern Louisiana ..... 1998-04  
 Clement, Corey (RB), Wisconsin ..... 2022-23  
 Clement, John (B), Southern Methodist ..... 1941  
 Clemons, Chris (S), Clemson ..... 2014-15  
 Cobb, Tom (T), Arkansas ..... 1931  
 Cobbins, Lyron (LB), Notre Dame ..... 1997  
 Cochran, Antonio (DE), Georgia ..... 2005  
 Cochran, John (B), Wake Forest ..... 1947-50  
 Coder, Ron (G), Penn State ..... 1980  
 Cody, Mac (WR), Memphis ..... 1999-00  
 Coffee, Pat (B), Louisiana State ..... 1937-38  
 Colbert, Rony (DB), Lamar ..... 1977  
 Cole, Mason (OL), Michigan ..... 2018-20  
 Coleman, Ben (T/G), Wake Forest ..... 1993-95  
 Coleman, Derrick (FB), UCLA ..... 2018  
 Coleman, Sidney (LB), Southern Mississippi ..... 1991  
 Coley, Trevon (DL), Florida Atlantic ..... 2020  
 Colhouer, Jake (G), Oklahoma A&M ..... 1946-48  
 Colledge, Daryn (G), Boise State ..... 2011-13  
 Collier, L.J. (DL), Louisville ..... 2023  
 Collier, Tim (CB), East Texas State ..... 1980-81  
 Collins, George (C), Georgia ..... 1978-82  
 Collins, Paul (B), Missouri ..... 1945  
 Collins, Zaven (LB), Tulsa ..... 2021  
 Colon, Trystan (OL), Missouri ..... 2023  
 Combs, Chris (TE), New Mexico ..... 1980-81  
 Compton, Ogden (QB), Hardin-Simmons ..... 1955  
 Conley, Steve (LB), Kansas ..... 1972  
 Conner, James (RB), Pittsburgh ..... 2021  
 Conoly, Bill (G), Texas ..... 1946  
 Conrad, Bobby Joe (FL), Texas A&M ..... 1960-68  
 Considine, Sean (S), Iowa ..... 2011  
 Cook, Dave (B), Illinois ..... 1934-36  
 Cook, Edward (G/T), Notre Dame ..... 1960-65  
 Cook, Michael (T), Boston College ..... 2001  
 Coomer, Joe (T), Stephen F. Austin ..... 1947-49  
 Cooney, Nolan (P), Syracuse ..... 2023  
 Cooper, Chris (DE), Nebraska-Omaha ..... 2006-07  
 Cooper, Jonathan (G), North Carolina ..... 2013-15  
 Cooper, Marcus (CB), Rutgers ..... 2016  
 Cooper, Pharoah (WR), South Carolina ..... 2018-19, '22  
 Coppage, Al (E), Oklahoma ..... 1940-42  
 Cosner, Don (B), Montana State ..... 1939  
 Cotton, Barney (G), Nebraska ..... 1980-82  
 Cousins, Jomo (DE), Florida A&M ..... 1998  
 Cowan, Larry (RB), Jackson State ..... 1987  
 Coward, Rashaad (OL), Old Dominion ..... 2022  
 Cowhig, Jerry (B), Notre Dame ..... 1950  
 Crabtree, Michael (WR), Texas Tech ..... 2019  
 Crangle, John (B), Illinois ..... 1923  
 Crass, Bill (B), Louisiana State ..... 1937  
 Creighton, Milan (E), Arkansas ..... 1931-37  
 Crenshaw, Willis (FB), Kansas State ..... 1964-69  
 Criswell, Kirby (DE), Kansas ..... 1980-81  
 Crittendon, John (E), Wayne State ..... 1954  
 Cromartie, Antonio (CB), Florida State ..... 2014  
 Croom, Larry (RB), Nevada-Las Vegas ..... 2004  
 Cross, Bill (B), West Texas State ..... 1951-53  
 Cross, Bob (T), Stephen F. Austin ..... 1958-59  
 Crow, John David (RB), Texas A&M ..... 1958-64  
 Crow, Lindon (DB), Southern California ..... 1955-57  
 Crowder, Earl (B), Oklahoma ..... 1939  
 Crum, Bob (DE), Arizona ..... 1974  
 Crump, Dwayne (DB), Fresno State ..... 1973-76  
 Cuff, Ward (B), Marquette ..... 1946  
 Culpepper, Edward (G), Alabama ..... 1958-60  
 Cunningham, Ed (C), Washington ..... 1992-95  
 Cunningham, Eric (G), Penn State ..... 1980  
 Cunningham, Korey (OL), Cincinnati ..... 2018  
 Cunningham, Rick (T), Texas A&M ..... 1992-94  
 Cuzzo, Gary (QB), Virginia ..... 1972  
 Cuppoletti, Bree (G), Oregon ..... 1934-38  
 Curcillo, Tony (B), Ohio State ..... 1953  
 Curran, Harry (B), Boston College ..... 1920-21  
 Currie, Herschel (DB), Oregon State ..... 1994  
 Curran, Don (E), Boston College ..... 1943  
 Curry, Clarence (CB), Villanova ..... 2004  
 Curtis, Travis (FS), West Virginia ..... 1987-88  
 Curzon, Harry (B), None ..... 1928

**D**

Daanen, Jerry (WR), Miami (Fla.) ..... 1968-70  
 Daddio, Bill (E), Pittsburgh ..... 1941-42  
 Dafney, Bernard (G), Tennessee ..... 1995  
 Dahms, Tom (T), San Diego State ..... 1956  
 Daley, Dennis (OL), South Carolina ..... 2023

Daniels, Darrell (TE), Washington ..... 2018-21  
 Daniels, Jerome (G), Northeastern ..... 1997-99  
 Dansby, Karlos (LB), Auburn ..... 2004-09, '13, '17  
 Darby, Matt (S), UCLA ..... 1996-97  
 Dardar, Ramsey (DT), Louisiana State ..... 1983-84  
 Darling, James (LB), Washington State ..... 2003  
 Davey, Rohan (RB), Louisiana State ..... 2005  
 Davids-Garrido, Norberto (T), Southern California ..... 2000  
 Davidson, Joe (G), Colgate ..... 1928  
 Davis, Bill (T), Texas Tech ..... 1940-41  
 Davis, Billy (DB), Clemson ..... 1984  
 Davis, Cedric (CB), Tennessee State ..... 1995  
 Davis, Charlie (DT), Texas Christian ..... 1975-79  
 Davis, Dexter (DB), Clemson ..... 1991-93  
 Davis, Greg (K), Citadel ..... 1991-96  
 Davis, Jalen (CB), Utah State ..... 2019  
 Davis, Jerry (B), Southeast Louisiana ..... 1948-51  
 Davis, Leonard (T), Texas ..... 2001-06  
 Davis, Paul (LB), North Carolina ..... 1983  
 Davis, Ray "Hermit" (E), Birmingham-Southern ..... 1935  
 Davis, Reuben (DE), North Carolina ..... 1992-93  
 Davis, Ron (DE), Virginia State ..... 1973  
 Davis, Russell (DT), North Carolina ..... 2000-05  
 Davis, Wayne (LB), Alabama ..... 1987-88  
 Davis, Will (LB), Illinois ..... 2009-10  
 Davis, Wyatt (OL), Ohio State ..... 2022  
 Dawson, Doug (G), Texas ..... 1984-86  
 Dawson, Mike (DT), Arizona ..... 1976-82  
 Dawson, Phil (K), Texas ..... 2017-18  
 Day, Thomas (G), North Carolina A&T ..... 1960  
 DeCorrevant, Bill (B), Northwestern ..... 1947-48  
 DeGraffenreid, Allen (OL), Vanderbilt ..... 1997-98  
 Delevan, Burt (T), Pacific ..... 1955-56  
 Del Greco, Al (K), Auburn ..... 1987-90  
 DeMarco, Bob (G/C), Dayton ..... 1961-69  
 Demens, Kenny (LB), Michigan ..... 2013-15  
 Demercado, Emari (RB), TCU ..... 2023  
 Desjardien, Paul (G), Chicago ..... 1920  
 Deskin, Versil (E), Drake ..... 1935-39  
 DeStefano, Fred (B), Northwestern ..... 1924-25  
 Detwiler, Chuck (S), Utah State ..... 1973  
 DeValve, Seth (TE), Princeton ..... 2020  
 Devlin, Mike (C), Iowa ..... 1996-99  
 Dewell, Bill (E), Southern Methodist ..... 1940-41, '45-49  
 Dexter, James (T), South Carolina ..... 1996-99  
 Diamond, Lorenzo (TE), Auburn ..... 2004  
 DiBernardo, Rick (LB), Notre Dame ..... 1986  
 Dickson, Paul (DT), Baylor ..... 1971  
 Diehl, Charles (G), Idaho ..... 1930-31  
 Dierdorf, Dan (G/T), Michigan ..... 1971-83  
 Dill, Scott (T), Memphis State ..... 1988-89  
 Dimancheff, Babe (B), Purdue ..... 1947-50  
 Dimukeje, Victor (LB), Duke ..... 2021  
 Dishman, Chris (G), Nebraska ..... 1997-2003  
 Dittrich, John (G), Wisconsin ..... 1956  
 Dixon, Brian (CB), NW Missouri State ..... 2016  
 Dobbs, Joshua (QB), Tennessee ..... 2023  
 Doblter, Conrad (G), Wyoming ..... 1972-77  
 Dockett, Darnell (DT), Florida State ..... 2004-14  
 Dogbe, Michael (DL), Temple ..... 2019-22  
 Donckers, Bill (QB), San Diego State ..... 1976-77  
 Doolan, John (B), Georgetown ..... 1947-48  
 Dora, Vontarrius (LB), Louisiana Tech ..... 2018-19  
 Dorris, Andy (DE), New Mexico State ..... 1973  
 Dortch, Greg (WR), Wake Forest ..... 2021  
 Doucet, Early (WR), Louisiana State ..... 2008-12  
 Douds, Forrest (T), Washington & Jefferson ..... 1932  
 Dougherty, Phil (C), Santa Clara ..... 1938  
 Dove, Bob (E), Notre Dame ..... 1948-53  
 Dowdell, Marcus (WR), Tennessee State ..... 1995-96  
 Dowell, Gwyn (B), Texas Tech ..... 1935-36  
 Dowling, Pat (E), DePaul ..... 1929  
 Downs, Michael (FS), Rice ..... 1989  
 Doyle, Ted (E), Nebraska ..... 1944  
 Drake, Kenyan (RB), Alabama ..... 2019-20  
 Drake, Kevin (WR), Alabama-Birmingham ..... 1998  
 Drake, Jerry (DT), Hastings (Neb.) ..... 1995-00  
 Dray, Jim (TE), Stanford ..... 2010-13, '17  
 Drescher, Justin (LS), Colorado ..... 2017  
 Driscoll, John "Paddy" (B), Northwestern ..... 1920-25  
 Driskill, Joseph (DB), Northeast Louisiana ..... 1960-61  
 Drui, Al (B), Temple ..... 1945-46  
 Duda, Mark (DT), Maryland ..... 1983-87  
 Duerson, Dave (DB), Notre Dame ..... 1991-93  
 Dugan, Len (C), Wichita ..... 1937-39  
 Duggan, Gil (T), Oklahoma ..... 1942-43, '45  
 Duggins, George (E), Purdue ..... 1934  
 Dukes, Jamie (C), Florida State ..... 1995  
 Dulin, Gary (DE), Ohio State ..... 1986-87  
 Dunbar, Karl (DE), Louisiana State ..... 1994-95  
 Duncan, Clyde (WR), Tennessee ..... 1984-85  
 Duncan, Tim (K), Oklahoma ..... 2002-03  
 Duncum, Bobby (T), West Texas State ..... 1968  
 Dunn, Joe (B), Marquette ..... 1925-26  
 Dunstan, Elwyn (T), Portland ..... 1938-39  
 Dupre, Malachai (WR), Louisiana State ..... 2018  
 Duren, Clarence (S), California ..... 1973-76  
 Durko, John (E), Albright ..... 1945  
 Dwyer, Jonathan (RB), Georgia Tech ..... 2014  
 Dwyer, Nate (DT), Kansas ..... 2002



Dye, Ernest (G), South Carolina ..... 1993-96  
 Dykes, Keilen (DT), West Virginia ..... 2009-10  
 Desert, Zack (QB), Miami (Ohio) ..... 2016

**E**

Eason, Nick (DT), Clemson ..... 2011-12  
 Eason, Nijrell (DB), Arizona State ..... 2002  
 Eaton, Tracey (S), Portland State ..... 1990  
 Ebl, Ray (E), Notre Dame ..... 1942  
 Echols, Fate (T), Northwestern ..... 1962-63  
 Eckl, Bob (T), Wisconsin ..... 1945  
 Edmonds, Chase (RB), Fordham ..... 2018-21  
 Edwards, Anthony (WR), New Mexico Highlands 1991-98  
 Edwards, Cid (RB), Tennessee State ..... 1968-71  
 Edwards, Eric (TE), Louisiana State ..... 2004-05  
 Egan, Dick (E), Wilmington ..... 1920-23  
 Eggers, Doug (LB), South Dakota State ..... 1958  
 Eikenberg, Charles (QB), Rice ..... 1948  
 Eliopoulos, Jim (LB), Wyoming ..... 1983  
 Elkins, Fait (B), Marshall ..... 1939  
 Ellington, Andre (RB), Clemson ..... 2013-17  
 Ellington, Dante (T), Alabama ..... 2005  
 Ellis, Walt (T), Detroit ..... 1926-27  
 Ellstrom, Marv (B), Oklahoma ..... 1936  
 Elzweg, Charles (C), Southern Mississippi ..... 1960-61  
 Elwell, Jack (E), Purdue ..... 1962  
 Emerson, Vernon (T), Minnesota-Duluth ..... 1969-71  
 Engebretsen, Paul (G), Northwestern ..... 1933  
 England, Eric (DE), Texas A&M ..... 1994-96  
 Enich, Steve (G), Marquette ..... 1945  
 Erickson, Hal (B), Washington & Jefferson ..... 1925-28  
 Erickson, Mickey (C), Northwestern ..... 1930-31  
 Ertz, Zach (TE), Stanford ..... 2021-23  
 Esiason, Boomer (QB), Maryland ..... 1996  
 Esser, Clarence (E), Wisconsin ..... 1947  
 Etcheverry, Sam (QB), Denver ..... 1961-62  
 Euhus, Tim (TE), Oregon State ..... 2007  
 Evans, Dick (E), Iowa ..... 1940-43  
 Evans, Earl (T), Harvard ..... 1925  
 Evans, Scott (DL), Oklahoma ..... 1991

**F**

Failing, Fred (G), Central Junior College (Kan.) ..... 1930  
 Fain, Richard (DB), Florida ..... 1991  
 Fanaika, Paul (G), Arizona State ..... 2013-14  
 Faneca, Alan (G), Louisiana State ..... 2010  
 Fanucci, Ledio (T), Fresno State ..... 1954  
 Fann, Chad (TE), Florida A&M ..... 1993-95  
 Farmer, Ted (RB), Oregon ..... 1978  
 Farr, Miller (DB), Wichita State ..... 1970-72  
 Fatafehi, Mario (DT), Kansas State ..... 2001-02  
 Faulk, Trev (LB), Louisiana State ..... 2002-03  
 Faulkner, Jeff (DE), Southern ..... 1991-92  
 Fauria, Joseph (TE), UCLA ..... 2015  
 Faust, George (B), Minnesota ..... 1939  
 Favron, Calvin (LB), Southeast Louisiana ..... 1979-82  
 Feagles, Jeff (P), Miami (Fla.) ..... 1994-97  
 Feaster, Tavien (RB), South Carolina ..... 2021  
 Feely, Jay (K), Michigan ..... 2010-13  
 Fells, Darren (TE), California-Irvine ..... 2014-16  
 Ferrell, Earl (RB), East Tennessee State ..... 1982-89  
 Ferri, Diamond (RB), Syracuse ..... 2006  
 Ferry, Lou (T), Villanova ..... 1951  
 Field, Amod (WR), Montclair State ..... 1990-91  
 Field, Doak (LB), Baylor ..... 1982  
 Field, Harry (T), Oregon State ..... 1934-36  
 Fife, Ralph (G), Pittsburgh ..... 1942, '45  
 Fina, John (T), Arizona ..... 2002  
 Finn, Bernie (B), Holy Cross ..... 1932  
 Finnie, Roger (T), Florida A&M ..... 1973-78  
 Finnin, Tom (T), Detroit ..... 1957  
 Fischer, Bill (T), Notre Dame ..... 1949-53  
 Fischer, Pat (DB), Nebraska ..... 1961-67  
 Fisher, Ev (B), Santa Clara ..... 1938-39  
 Fisher, Levar (LB), North Carolina State ..... 2002-03  
 Fisher, Mike (WR), Baylor ..... 1981  
 Fiske, Max (B), DePaul ..... 1937  
 Fitts, Kylie (LB), Utah ..... 2019-21  
 Fitzgerald, Larry (WR), Pittsburgh ..... 2004-20  
 Fitzgibbon, Paul (B), Creighton ..... 1928  
 Flagler, Terrence (RB), Clemson ..... 1990-91  
 Flanagan, Latham (E), Carnegie Tech ..... 1931  
 Fleming, Antonio (G), Georgia ..... 1998  
 Fleming, Jamell (CB), Oklahoma ..... 2012-13  
 Flenniken, Max (B), Geneva ..... 1930  
 Florence, Paul (E), Loyola (Ill.) ..... 1920  
 Floyd, Eric (G), Auburn ..... 1995  
 Floyd, John (WR), Northeast Louisiana ..... 1981  
 Floyd, Michael (WR), Notre Dame ..... 2012-16  
 Folston, James (LB), Northeast Louisiana ..... 1999-2000  
 Foltz, Art (B), Chicago ..... 1923-25  
 Foote, Larry (LB), Michigan ..... 2014  
 Ford, Cody (OL), Oklahoma ..... 2022  
 Ford, Rudy (S/CB), Auburn ..... 2017-19  
 Forney, Phil (LB), East Tennessee State ..... 1987  
 Foster, D.J. (RB), Arizona State ..... 2017-20  
 Foster, Larry (WR), Louisiana State ..... 2003  
 Foster, Ralph (T), Oklahoma A&M ..... 1945-46  
 Fotu, Leki (DL), Utah ..... 2020-23  
 Fox, Chas (WR), Furman ..... 1986

Francis, Gene (B), Chicago ..... 1926  
 Francisco, Aaron (S), Brigham Young ..... 2005-08  
 Franklin, George (RB), Texas A&I ..... 1977-78  
 Fredrickson, Rob (LB), Michigan State ..... 1999-02  
 Freney, Dwight (LB), Syracuse ..... 2015  
 Fritsch, Ernest (C), Detroit ..... 1960  
 Froholdt, Hjalte (OL), Arkansas ..... 2023  
 Fua, Alani (LB), Brigham Young ..... 2015-16  
 Fugler, Dick (T), Tulane ..... 1954  
 Fuller, Frank (DT), Kentucky ..... 1959-62  
 Fuller, Larry (B), None ..... 1945  
 Fullington, John (G), Washington State ..... 2015  
 Furrer, Will (QB), Virginia Tech ..... 1993

**G**

Gabbert, Blaine (QB), Missouri ..... 2017  
 Gaillard, Lamont (OL), Georgia ..... 2019-20  
 Gaines, Wendall (TE/DT), Oklahoma State ..... 1994-95  
 Gainor, Charles (E), North Dakota ..... 1939  
 Gallery, Jim (K), Minnesota ..... 1987  
 Galloway, David (DT), Florida ..... 1982-89  
 Gambrell, Billy (E), South Carolina ..... 1963-67  
 Gandy, Mike (T), Notre Dame ..... 2007-09  
 Garalczyk, Mark (DT), Western Michigan ..... 1987-88  
 Garcia, Frank (G/C), Washington ..... 2003  
 Garcia, Max (OL), Florida ..... 2019-22  
 Gardeck, Dennis (LB), Sioux Falls ..... 2018  
 Garlich, Chris (LB), Missouri ..... 1979  
 Garza, Sammy (QB), Texas-El Paso ..... 1987  
 Gasparella, Joe (B), Notre Dame ..... 1951  
 Gaston, Bruce (NT), Purdue ..... 2014  
 Gatewood, Curtis (LB), Vanderbilt ..... 2010  
 Gautt, Prentice (RB), Oklahoma ..... 1961-67  
 Gay, Bill (B), Notre Dame ..... 1951-52  
 Gay, William (CB), Louisville ..... 2012  
 Gedney, Chris (TE), Syracuse ..... 1997-98, '00  
 Gehrke, Fred (B), Utah ..... 1950  
 Gelbaugh, Stan (QB), Maryland ..... 1991  
 George, Steve (DT), Houston ..... 1974  
 Geri, Joe (B), Georgia ..... 1952  
 German, Jim (B), Centre ..... 1940  
 Gersbach, Carl (LB), West Chester State ..... 1976  
 Ghersanich, Vernon (G), Auburn ..... 1943  
 Gibbons, Austin (C), DePaul ..... 1929  
 Giblin, Robert (DB), Houston ..... 1977  
 Gibson, Mike (G/C), California ..... 2012-13  
 Gilbert, Freddie (DE), Georgia ..... 1989  
 Gilbert, Marcus (OL), Florida ..... 2019-20  
 Gilchrist, George (T), Tennessee State ..... 1953  
 Gill, Randy (LB), San Jose State ..... 1978  
 Gillen, John (LB), Illinois ..... 1981-82  
 Gillette, Walker (WR), Richmond ..... 1972-73  
 Gilliam, John (WR), South Carolina State ..... 1969-71  
 Gillies, Fred (T), Cornell ..... 1920-28  
 Gillikin, Blake (P), Penn State ..... 2023  
 Gillis, Don (C), Rice ..... 1958-61  
 Gilmore, Bryan (WR), Midwestern State (Tex.) ..... 2000-03  
 Ginn Jr., Ted (WR), Ohio State ..... 2014  
 Giodano, Dan (LB), Cincinnati ..... 2013  
 Glasgow, Willis (B), Iowa ..... 1931  
 Glennon, Mike (QB), North Carolina State ..... 2018  
 Glick, Frederick (DB), Colorado A&M ..... 1960-61  
 Goble, Les (B), Alfred ..... 1954-55  
 Goldberg, Marshall "Biggie" (B/DB), Pittsburgh ..... 1939-40, '46-48  
 Golden, Brittan (WR), West Texas A&M ..... 2013-17  
 Golden, Markus (LB), Missouri ..... 2015-18, '21-22  
 Goldtich, Zack (OL), Colorado State ..... 2018  
 Goldman, Sam (E), Ohio State ..... 1948  
 Goldsberry, John (T), Indiana ..... 1949-50  
 Gonzalez, Zane (K), Arizona State ..... 2018-20  
 Goode, Irv (G/C), Kentucky ..... 1962-71  
 Goode, John (TE), Youngstown State ..... 1984  
 Gooden, Zavier (LB), Missouri ..... 2016  
 Goodman, Aubrey (T), Chicago ..... 1927  
 Goodman, Don (RB), Cincinnati ..... 1987  
 Goodspeed, Mark (T), Nebraska ..... 1980  
 Goodwin, C.J. (CB), California (PA) ..... 2017  
 Gordon, Bob (B), Tennessee ..... 1958  
 Gordon, Lou (T), Illinois ..... 1930-35  
 Gorin, Brandon (T), Purdue ..... 2006  
 Goss, Jason (CB), Texas Christian ..... 2003  
 Gossett, Colby (OL), Appalachian State ..... 2018  
 Grace, Steve (C), Arizona ..... 2002-03  
 Graham, Aaron (C), Nebraska ..... 1996-99  
 Graham, Al (G), None ..... 1932-33  
 Graham, Ben (P), Deakin (Australia) ..... 2008-11  
 Graham, Kent (QB), Ohio State ..... 1996-97  
 Gramatica, Bill (K), South Florida ..... 2001-03  
 Granger, Charles (G/T), Southern ..... 1961  
 Grant, Hugh (B), St. Mary's (Calif.) ..... 1928  
 Gray, Cecil (G/T), North Carolina ..... 1995  
 Gray, Earnest (WR), Memphis State ..... 1985  
 Gray, Ken (G), Howard Payne ..... 1958-69  
 Gray, Mel (WR), Missouri ..... 1971-82  
 Gray, Oscar (FB), Arkansas ..... 1995  
 Gray, Tim (DB), Texas A&M ..... 1975  
 Graybill, Mike (T), Boston University ..... 1990  
 Green, A.J. (WR), Georgia ..... 2021-22  
 Green, Eric (CB), Virginia Tech ..... 2005-08

Green, Justin (FB), Montana ..... 2009  
 Green, Marshay (CB), Mississippi ..... 2011  
 Green, Roy (DB/WR), Henderson State ..... 1979-90  
 Greene, Doug (DB), Texas A&I ..... 1978  
 Greene, Ed (E), Loyola (Ill.) ..... 1926-27  
 Greene, Frank (B), Tulsa ..... 1934  
 Greene, Ken (DB), Washington State ..... 1978-82  
 Greer, Curtis (DE), Michigan ..... 1980-87  
 Greisen, Chris (QB), Northwest Missouri State ..... 1999-01  
 Gresham, Jermaine (TE), Oklahoma ..... 2015-18  
 Grice, Marion (RB), Arizona State ..... 2014  
 Griffin, Bob (C/G), Arkansas ..... 1961  
 Griffin, Jeff (CB), Utah ..... 1981-85  
 Griffith, Homer (B), Southern California ..... 1934  
 Griffith, Robert (FS), San Diego State ..... 2005-06  
 Grigas, John (B), Holy Cross ..... 1943-44  
 Groom, Jerry (C), Notre Dame ..... 1951-55  
 Grooms, Elois (DE), Tennessee Tech ..... 1982-85  
 Grosvernor, George (B), Colorado ..... 1936-37  
 Groves, Quentin (LB), Auburn ..... 2012  
 Grugier-Hill, Kamu (LB), Eastern Illinois ..... 2022  
 Gruttadauria, Mike (C), Central Florida ..... 2000-02  
 Guglielmi, Ralph (QB), Notre Dame ..... 1961  
 Guidry, Kevin (CB), Louisiana State ..... 1989  
 Gunter, Rodney (DT), Delaware State ..... 2015-19  
 Guynes, Thomas (T), Michigan ..... 1997-98

**H**

Haayer, Adam (G/T), Minnesota ..... 2005  
 Hackbart, Dale (DB), Wisconsin ..... 1971-72  
 Hadd, Gary (DT), Minnesota ..... 1989  
 Hadnot, Rex (G), Houston ..... 2010-11  
 Haggans, Clark (LB), Colorado State ..... 2008-11  
 Hairston, Carl (DT), Maryland-Eastern Shore ..... 1990  
 Hairston, Nate (CB), Temple ..... 2022  
 Hall, John (B), Texas Christian ..... 1940-41, '43  
 Hall, Ken (RB), Texas A&M ..... 1959, '61  
 Hall, Max (QB), Brigham Young ..... 2010-11  
 Halloran, Shawn (QB), Boston College ..... 1987  
 Halstrom, Bernie (B), Illinois ..... 1920-21  
 Hambrick, Troy (RB), Savannah State ..... 2004  
 Hamilton, Antonio (CB), South Carolina State ..... 2021-23  
 Hamilton, Lawrence (WR), Stephen F. Austin ..... 2004  
 Hammack, Malcolm (RB), Florida ..... 1955, 57-66  
 Hammond, Gary (WR), Southern Methodist ..... 1973-76  
 Handler, Phil (G), Texas Christian ..... 1930-36  
 Hanke, Carl (E), Minnesota ..... 1924  
 Hanlon, Bob (B), Loras ..... 1948  
 Hansen, Cliff (B), Luther ..... 1933  
 Hanson, Homer (G), Kansas State ..... 1935-36  
 Harder, Pat (B), Wisconsin ..... 1946-50  
 Hardy, Darryl (LB), Tennessee ..... 1994-95  
 Hardy, Jim (B), Southern California ..... 1949-51  
 Hardy, Terry (TE), Southern Mississippi ..... 1998-2001  
 Hargrove, Jim (LB), Howard Payne ..... 1971-72  
 Harlow, Sean (OL), Oregon State ..... 2021-22  
 Harmon, Ham (C), Tulsa ..... 1937  
 Harrell, Willard (RB), Pacific ..... 1978-84  
 Harrington, Perry (RB), Jackson State ..... 1984-85  
 Harris, Bob (LB), Auburn ..... 1983-85  
 Harris, Demetrius (TE), Wisconsin-Milwaukee ..... 2021  
 Harris, Ike (WR), Iowa State ..... 1975-77  
 Harris, Kenny (DB), North Carolina State ..... 1997  
 Harris, Odie (DB), Sam Houston State ..... 1992-94  
 Harris, Quentin (DB), Syracuse ..... 2002-05  
 Harris, William (TE), Bishop ..... 1987  
 Harrison, Reggie (RB), Cincinnati ..... 1974  
 Hart, Jim (QB), Southern Illinois ..... 1966-83  
 Hart, Lawrence (TE), Southern ..... 2001  
 Hartfield, Trevon (CB/S), SW Oklahoma State ..... 2016  
 Hartle, Greg (LB), Newberry (S.C.) ..... 1974-76  
 Hartong, George (G), Chicago ..... 1924  
 Hartshorn, Larry (G), Kansas State ..... 1955  
 Harvey, Frank (FB), Georgia ..... 1994  
 Harvey, Ken (LB), California ..... 1988-93  
 Hasselbeck, Tim (QB), Boston College ..... 2007  
 Hatley, John (G), Sul Ross State ..... 1954-55  
 Hauser, Art (G), Xavier ..... 1959  
 Hayden, Leo (RB), Ohio State ..... 1972-73  
 Hayes, Gerald (LB), Pittsburgh ..... 2003-10  
 Hayes, Jarius (TE), North Alabama ..... 1996, '98  
 Healy, Chip (LB), Vanderbilt ..... 1969-70  
 Heap, Todd (TE), Arizona State ..... 2011-12  
 Hearst, Garrison (RB), Georgia ..... 1993-95  
 Heater, Don (RB), Montana Tech ..... 1972  
 Heflin, Victor (DB), Delaware State ..... 1983  
 Heidel, Jimmy (DB), Mississippi ..... 1966  
 Hennessee, Brian (RB), Bucknell ..... 1994  
 Henke, Ed (DE), South Carolina ..... 1961-63  
 Hennessee, Jerry (E), Santa Clara ..... 1950-51  
 Henry, Marcus (OL), Boise State ..... 2021  
 Henry, Steve (DB), Emporia State ..... 1979-80  
 Hernandez, Will (OL), UTEP ..... 2022  
 Heron, Fred (DT), San Jose State ..... 1966-72  
 Hickman, Larry (B), Baylor ..... 1959  
 Hicks, Jordan (LB), Texas ..... 2019-21  
 Higgins, Elijah (TE), Stanford ..... 2023  
 Higgins, Jim (G), Trinity Texas ..... 1941  
 Higgins, Tom (T), North Carolina ..... 1953  
 Higgs, Mark (RB), Kentucky ..... 1994-95



Highsmith, Ali (LB), Louisiana State	2008-09
Hightower, Tim (RB), Richmond	2008-10
Hill, Bronson (RB), Eastern Michigan	2017
Hill, Don (B), Stanford	1929
Hill, Eric (LB), Louisiana State	1989-97
Hill, Irv (B), Trinity (Tex.)	1931-32
Hill, James (DB), Sam Houston State	1960-64
Hill, King (QB), Rice	1960-69
Hill, Randal (WR), Miami (Fla.)	1991-94
Hill, Renaldo (CB), Michigan State	2001-04
Hill, Trysten (DL), Central Florida	2022
Hillebrand, Jerry (LB), Colorado	1967
Hinchman, Hub (B), Butler	1933-34
Hoage, Terry (S), Georgia	1994-96
Hobley, Liffort (DB), Louisiana State	1985
Hobson, Victor (LB), Michigan	2008
Hock, John (T), Santa Clara	1950
Hodel, Nathan (LS), Illinois	2001-08
Hodges, Gerald (LB), Penn State	2018
Hodgins, James (FB), San Jose State	2003-05
Hoel, Bob (G), Pittsburgh	1937-38
Hoey, George (DB), Michigan	1971
Hoffman, John (DE), Hawaii	1972
Hogan, Tom (T), Detroit	1926
Hogeboom, Gary (QB), Central Michigan	1989
Hogland, Doug (G), Oregon State	1956-58
Hogue, Murrell (T), Centenary	1929
Holden, Will (G/T), Vanderbilt	2017-18
Holiday, Carlyle (WR), Notre Dame	2005-06
Holliday, Ronnie (DE), North Carolina	2011-12
Holloway, David (LB), Maryland	2007
Holloway, Johnny (CB), Kansas	1987
Holloway, Randy (DE), Pittsburgh	1984
Holm, Bernie (B), Alabama	1932
Holman, Scott (WR), Oregon	1986
Holmer, Walt (B), Northwestern	1931-32
Holmes, Don (WR), Mesa College (Colo.)	1986-90
Holmes, Gabe (TE), Purdue	2017-18
Holmes, Lester (G), Jackson State	1998-00
Holt, Terrence (FS), North Carolina State	2007
Hold, Roderick (CB), Auburn	2007-08
Hooks, Bryan (DT), Arizona State	1994
Hopkins, DeAndre (WR), Clemson	2020-22
Horne, Greg (P), Arkansas	1987-88
Horstmann, Roy (B), Purdue	1934
Horween, Arnold (B), Harvard	1921-24
Horween, Ralph (B), Harvard	1921-23
Hoskins, Phil (DL)	2023
Houghton, Jerry (T), Washington State	1951
Houser, John (G/T), Redlands	1963
Housler, Rob (TE), Florida Atlantic	2011-14
Howard, Thomas (LB), Texas Tech	1984-85
Howard, Ty (CB), Ohio State	1997-98
Hoyer, Brian (QB), Michigan State	2012
Hubert, Chris (WR), Fayetteville State	2016
Hudson, Rodney (OL), Florida State	2021-22
Huff, Orlando (LB), Fresno State	2005-06
Huffman, Frank (G), Marshall	1939-41
Hughes, Bernie (C), Oregon	1934-36
Hughes, Robert (RB), Notre Dame	2014
Hughes, Van (DT), Southwest Texas State	1986
Hultz, George (DT), Southern Mississippi	1962
Hummel, Arnie (B), Lombard	1927
Humphrey, Buddy (QB), Baylor	1963-65
Humphries, D.J. (OL), Florida	2015-23
Hundley, Brett (QB), UCLA	2019-20
Hunley, Ricky (LB), Arizona	1988
Hunter, Darrell (CB), Miami (Ohio)	2006
Hunter, Monty (DB), Salem College	1983
Hunter, Patrick (CB), Nevada	1995
Hurlburt, John (G), Chicago	1924-25
Husmann, Ed (G), Nebraska	1953, '56-59
Hust, Al (E), Tennessee	1946
Hutchison, Chuck (G), Ohio State	1970-72
Hyatt, Freddie (WR), Auburn	1968-72
Hyche, Steve (LB), Livingston	1991-93

<b>I</b>	
Illman, Ed (B), Montana	1928
Imhof, Martin (DE), San Diego State	1972
Ingram, Keaontay (RB), USC	2022-23
Ingram, Isaiah (LB), San Jose State	2020
Irving, Terry (LB), McNeese State	1994-98
Isaacson, Ted (T), Washington	1934-35
Isabella, Andy (WR), Massachusetts	2019-22
Isidora, Danny (OL), Miami (Fla.)	2021-22
Ismael, Keith (OL), San Diego State	2023
Issa, Jabari (DE), Washington	2000-01
Iupati, Mike (G), Idaho	2015-18
Ivy, Frank (Pop), (E), Oklahoma	1940-42, '45-47
lweberman, Kenny (DE), Iowa	2008-10
Izo, George (QB), Notre Dame	1960

<b>J</b>	
Jacke, Chris (K), Texas-El Paso	1998-99
Jackson, Arnold (WR), Louisville	2001-02
Jackson, Charley (B), Southern Methodist	1958
Jackson, Dexter (FS), Florida State	2003-04
Jackson, James (RB), Miami	2005
Jackson, John (WR), Southern California	1990-92

<b>K</b>	
Kanoff, Charles (QB), Princeton	2018
Karras, John (B), Illinois	1952
Karwales, John (E), Michigan	1947
Kasper, Kevin (WR), Iowa	2002-03
Kasperek, Dick (C), Iowa State	1966-68
Kassel, Charles (E), Illinois	1929-33
Kauahi, Kani (C), Hawaii	1989-91, '93
Kay, Bill (DB), Purdue	1984
Keane, Tom (B), West Virginia	1955
Kearney, Tim (LB), Northern Michigan	1976-81
Kearns, Tom (T), Miami (Fla.)	1946
Keenan, Sean (QB), Williams (Mass.)	2000
Kehr, Rick (G), Carthage	1982
Keiser, Thomas (LB), Stanford	2014
Keith, Brandon (T), Northern Iowa	2008-11
Keithley, Gary (QB), Texas-El Paso	1973-75
Kelemete, Senio (G), Washington	2012
Kellogg, Bill (B), Syracuse	1926
Kellogg, Bob (B), Northeast Louisiana/Tulane	1940
Kellogg, Clarence (B), St. Mary's (Calif.)	1936
Kellum, Marv (LB), Wichita State	1977
Kelly, Tommy (DT), Mississippi State	2014

Kendall, Pete (G), Boston College	2001-03
Kennard, Derek (G), Nevada	1986-90
Kennard, Devon (LB), USC	2020-22
Kenneally, George (G), St. Bonaventure	1930
Kerr, Zach (DL), Delaware	2019, '21
Keseday, Bob (TE), Texas-El Paso	1987
Keys, Brady (DB), Colorado State	1966
Keys, Isaac (LB), Morehouse	2004-05
Kichovski, Walt (E), Miami (Fla.)	1944
Kiesling, Walt (G), St. Thomas (Minn.)	1929-33
Kiley, Roger (E), Notre Dame	1923
Killiker, Lyons (G), None	1928
Kindle, Greg (T), Tennessee State	1974-75
Kinek, George (B), Tulane	1954
King, Andy (B), West Virginia	1923-24
King, Emmett (B), None	1954
King, Jeff (TE), Virginia Tech	2011-13
King, Kenny (DT), Alabama	2003-06
King, Shaun (QB), Tulane	2004
Kingery, Ellsworth (B), Tulane	1954
Kirk, Christian (WR), Texas A&M	2018-21
Kirk, Randy (LB), San Diego State	1989, '94-95
Kirkpatrick, Dre (CB), Alabama	2020
Klimes, Tony (E), Illinois	1951-52
Klumb, John (E), Washington State	1939-40
Knafelc, Gary (E), Colorado	1954
Knight, Charles (C), Loyola (Ill.)	1920-21
Knight, Qwantrizz (S), UCLA	2023
Knight, Shawn (DT), Brigham Young	1989
Knight, Tom (CB), Iowa	1997-2001
Knolla, John (B), Creighton	1942, '45
Knox, Kevin (WR), Florida State	1994
Kochel, Mike (G), Fordham	1939
Koegel, Warren (G), Penn State	1973
Koehler, Bob (G), Northwestern	1921-26
Koken, Mike (B), Notre Dame	1933
Kolb, Kevin (QB), Houston	2011-12
Kolodziej, Ross (DT), Wisconsin	2004-06, '07
Koman, William (LB), North Carolina	1959-67
Komar, Max (WR), Idaho	2010
Konovsky, Bob (G), Wisconsin	1956-58
Kortas, Ken (DT), Louisville	1964
Kreider, Dan (FB), New Hampshire	2009
Krejci, Joe (E), Peru State (Ind.)	1934
Krieg, Dave (QB), Milton	1995
Krueger, Rolf (DE), Texas A&M	1969-71
Kuharich, Joe (G), Notre Dame	1940-41, '45
Kupp, Craig (QB), Pacific Lutheran	1991
Kutner, Mal (E), Texas	1946-50
Kuzman, John (T), Fordham	1941

<b>L</b>	
LaBoy, Travis (DE/LB), Hawaii	2008
Lach, Steve (B), Duke	1942
Ladd, Jim (E), Bowling Green	1954
LaFleur, Greg (TE), Louisiana State	1981-85
LaHood, Mike (G), Wyoming	1970
Lainhart, Porter (B), Washington State	1933
Lamb, Rod (B), Lombard	1926-27, '33
Lane, Dick "Night Train" (CB), Scottsbluff J.C.	1954-59
Lane, MacArthur (R), Utah State	1968-71
Lange, Bill (G), Dayton	1954-55
Lange, Jim (E), Montana State	1929
LaRosa, Paul (E), None	1920-21
Larsen, Ted (G/C), North Carolina State	2014-15
Larson, Fred (C), Notre Dame	1929
Larson, Lou (B), None	1929
Larson, Paul (QB), California	1957
Lasker, Greg (FS), Arkansas	1988
Lassiter, Kwamie (DB), Kansas	1995-02
Latin, Jerry (RB), Northern Illinois	1975-78
Latourette, Chuck (DB/P), Rice	1967-68, '70-71
Lauro, Lin (B), Pittsburgh	1951
Lawrence, Jim (B), Texas Christian	1936-39
Lawrence, Rashard (DL), LSU	2020-22
Lawson, Javone (WR), Louisiana-Lafayette	2013
Leach, Mike (LS), William & Mary	2009-15
Leahy, Ryan (OL), Notre Dame	1997
Leasy, Wesley (LB), Mississippi State	1995-96
Leckey, Nick (C), Kansas State	2004-06
Ledbetter, Homer (B), Arkansas	1932-33
Ledbetter, Jonathan (DL), Georgia	2021-23
Lee, Andy (P), Pittsburgh	2017-22
Lee, Bobby (E), Minnesota	1968
Lee, Charles (WR), Central Florida	2005
Lee, Jeff (WR), Nebraska	1980
Lee, John (K), UCLA	1986
Lee, Monte (LB), Texas	1961
Lee, Oudious (DT), Nebraska	1980
Leinart, Matt (QB), Southern California	2006-09
Leggett, Dave (B), Ohio State	1955
Lenon, Paris (LB), Richmond	2010-12
Leonard, John (T), Indiana	1922-23
LeVeck, Jack (LB), Ohio	1973-74
Levy, Chuck (WR/RB/KR), Arizona	1994-95
Lewis, Bill (C), Nebraska	1990-92
Lewis, Charles (T), Iowa	1959
Lewis, Jonathan (DT), Virginia Tech	2006
Lewis, Woodley (B), Oregon	1956-59
Liebel, Frank (E), Norwich	1948





Lillard, Joe (B), Oregon State ..... 1932-33  
 Lind, Al (C), Northwestern ..... 1936  
 Lindley, Ryan (QB), San Diego State ..... 2012-14  
 Lindow, Al (B), Washington (Mo.) ..... 1945  
 Lindsey, Korey (CB), Southern Illinois ..... 2011  
 Lipinski, Jim (T), Fairmont State ..... 1950  
 Lipstad, Ed (G), Wake Forest ..... 1952  
 Lisch, Rusty (QB), Notre Dame ..... 1980-84  
 Little, David (TE), Middle Tennessee State ..... 1990  
 Little, Steve (P/K), Arkansas ..... 1978-80  
 Liwienski, Chris (G/T), Indiana ..... 2006  
 Loeffle, Dick (T), Wisconsin ..... 1948-49  
 Lofton, Steve (DB), Texas A&M ..... 1991-93  
 Logan, Chuck (E), Northwestern ..... 1965, '67-68  
 Logan, T.J. (RB), North Carolina ..... 2017-18  
 Lokanc, Joe (G), Northwestern ..... 1941  
 Lomack, Tony (WR), Florida ..... 1991  
 Lomax, Neil (QB), Portland State ..... 1981-89  
 Long, Dave (DE), Iowa ..... 1966-68  
 Long, Lance (WR), Mississippi State ..... 2009  
 Longo, Tom (DB), Notre Dame ..... 1971  
 Lopez, Roy (DL), Arizona ..... 2023  
 Lott, Thomas (RB), Oklahoma ..... 1979  
 Louis, Lamar (LB), Louisiana State ..... 2016  
 Love, Duval (G), UCLA ..... 1995-96  
 Love, Randy (RB), Houston ..... 1979-85  
 Loyd, Mike (QB), Missouri Southern State ..... 1979-80  
 Lucas, Justin (DB), Abilene Christian ..... 1999-2003  
 Luketa, Jesse (LB), Penn State ..... 2022  
 Lumpkin, Ricky (DT), Kentucky ..... 2012-13  
 Lunceford, Dave (T), Baylor ..... 1957  
 Lunz, Gerry (G), Marquette ..... 1925-26  
 Lutui, Deuce (G), Southern California ..... 2006-11  
 Lyles, Lester (FS), Virginia ..... 1988  
 Lyman, Jeff (LB), Brigham Young ..... 1972  
 Lynch, Lorenzo (DB), California State-Sacramento ..... 1990-95  
 Lynch, Lynn (G), Illinois ..... 1951  
 Lynch, Shawn (C), Duke ..... 2005-06

**M**  
 MacDonald, Mark (G/C), Boston College ..... 1988  
 Mack, Cedric (DB), Baylor ..... 1983-90  
 Mack, Terrence (LB), Clemson ..... 1987  
 Mackey, Kyle (QB), East Texas State ..... 1984  
 Macclin, David (CB), Penn State ..... 2004-06  
 Madden, Lloyd (B), Colorado Mines ..... 1940  
 Maddox, Bob (G), Notre Dame ..... 1942, '46  
 Maddox, Mark (LB), Northern Michigan ..... 1998-00  
 Maddox-Williams, Tyreek (LB), Rutgers ..... 2023  
 Maeda, Chet (B), Colorado A&M ..... 1946  
 Magulick, George (B), St. Francis ..... 1944  
 Mahoney, Ike (B), Creighton ..... 1925-28, '31  
 Makovicka, Joel (FB), Nebraska ..... 1999-02  
 Malouf, Ray (B), Southern Methodist ..... 1941, '46-48  
 Malloy, Les (B), Loyola (Ill.) ..... 1931-33  
 Malveaux, Cameron (LB), Houston ..... 2018  
 Manges, Mark (QB), Maryland ..... 1978  
 Manley, Dexter (DE), Oklahoma State ..... 1990  
 Mann, Dave (B), Oregon State ..... 1955-57  
 Maple, Howard (B), Oregon State ..... 1930  
 Marchibroda, Ted (QB), Detroit ..... 1957  
 Marcontell, Ed (G), Lamar ..... 1967  
 Marelli, Ray (G), Notre Dame ..... 1928  
 Markham, Dale (T), North Dakota ..... 1981  
 Marotti, Lou (G), Toledo ..... 1943-45  
 Marquardt, John (E), Illinois ..... 1921  
 Marsh, Sr., Cassius (LB), UCLA ..... 2019  
 Marsh, Doug (TE), Michigan ..... 1980-86  
 Marshall, Richard (CB), Fresno State ..... 2011  
 Marshall, Wilber (LB), Florida ..... 1994  
 Martin, Caleb (T), Louisiana Tech ..... 1947  
 Martin, Gabe (LB), Bowling Green ..... 2015-17  
 Martin, Glen (B), Southern Illinois ..... 1932  
 Martin, John (B), Oklahoma ..... 1941-44  
 Martin, Kareem (DE/LB), North Carolina ..... 2014-17  
 Martin, Koda (OL), Syracuse ..... 2021-22  
 Mason, Joel (E), Western Michigan ..... 1939  
 Massey, Robert (DB), North Carolina Central ..... 1991-93  
 Massie, Bobby (T), Mississippi ..... 2012-15  
 Masters, Walt (QB), Pennsylvania ..... 1943-44  
 Mathieu, Tyrann (S), Louisiana State ..... 2013-17  
 Mathis, Evan (G), Alabama ..... 2016  
 Matson, Ollie (RB), San Francisco ..... 1952-58  
 Matthew, Christian (CB), Valdosta State ..... 2022-23  
 Maui'a, Reagan (FB), Hawaii ..... 2010-12  
 Mauldin, Stan (T), Texas ..... 1946-48  
 Maumalanga, Chris (DT), Kansas ..... 1995-96  
 Mauro, Josh (DE/DT), Stanford ..... 2014-17, '20-21  
 May, Bill (LB), Louisiana State ..... 1937-38  
 May, Chad (QB), Kansas State ..... 1996  
 May, Mark (G/T), Pittsburgh ..... 1992-93  
 Mayes, Adrian (SS), Louisiana State ..... 2004-05  
 Mayes, Tony (FS), Kentucky ..... 1987  
 Maynard, Don (WR), Texas-El Paso ..... 1973  
 Mayowa, Benson (DL), Idaho ..... 2018  
 Mays, Stafford (DE), Washington ..... 1980-86  
 McAddley, Jason (WR), Alabama ..... 2002-03  
 McAdoo, Derrick (RB), Baylor ..... 1987-88  
 McAfee, Fred (RB), Mississippi College ..... 1994  
 McBride, Adrian (WR), Missouri ..... 1987

McBride, Charles (B), Washington State ..... 1936  
 McBride, Oscar (TE), Notre Dame ..... 1995-96  
 McBride, Trey (TE), Colorado State ..... 2022  
 McBride, Trumaine (CB), Mississippi ..... 2010  
 McCann, Bryan (CB), Southern Methodist ..... 2013  
 McCants, Keith (DE), Alabama ..... 1994-95  
 McCarthy, John (B), St. Francis ..... 1944  
 McCleskey, J.J. (DB), Tennessee ..... 1996-00  
 McCombs, Tony (LB), Eastern Kentucky ..... 1997-98  
 McConkey, Phil (WR), Navy ..... 1989  
 McCown, Josh (QB), Sam Houston State ..... 2002-05  
 McCoy, Colt (QB), Texas ..... 2021-22  
 McCoy, LeRon (WR), Indiana (Pa.) ..... 2005-06  
 McCoy, Tony (DT), Florida ..... 2000  
 McCrane, Matt (K), Kansas State ..... 2018  
 McCullough, Andy (WR), Tennessee ..... 1998-99  
 McCullough, Hugh (B), Oklahoma ..... 1940-41  
 McCusker, Jim (T), Pittsburgh ..... 1958  
 McDaniel, Emmanuel (CB), East Carolina ..... 2003  
 McDermott, Lloyd (T), Kentucky ..... 1950-51  
 McDole, Roland (DE), Nebraska ..... 1961  
 McDonald, Brandon (CB), Memphis ..... 2010  
 McDonald, Clinton (DL), Memphis ..... 2019  
 McDonald, Devon (LB), Notre Dame ..... 1996  
 McDonald, Mike (LB), Catawba ..... 1976  
 McDonald, Tim (SS), Southern California ..... 1987-92  
 McDonnell, Mickey (B), None ..... 1925-30  
 McDonough, Coley (B), Dayton ..... 1939, '44  
 McDowell, John (T), St. John's (Minn.) ..... 1966  
 McElroy, Leeland (RB), Texas A&M ..... 1996-97  
 McElwain, Bill (B), Northwestern ..... 1924, '26  
 McFadden, Bryant (CB), Florida State ..... 2009  
 McFarland, Jim (E), Nebraska ..... 1970-74  
 McGee, Bob (T), Santa Clara ..... 1938  
 McGee, Dell (CB), Auburn ..... 1996-98  
 McGee, Michael (G), Duke ..... 1960-62  
 McGee, Stacy (DL), Oklahoma ..... 2020  
 McGill, Eddie (TE), Western Carolina ..... 1982-84  
 McGill, Mike (LB), Notre Dame ..... 1971-72  
 McGraw, Mike (LB), Wyoming ..... 1976  
 McHan, Lamar (QB), Arkansas ..... 1954-58  
 McNemey, Arnie (C), Notre Dame ..... 1920-27  
 McInnis, Hugh (E), Southern Mississippi ..... 1960-62  
 McIntyre, Jeff (LB), Arizona State ..... 1980  
 McIvor, Rick (QB), Texas ..... 1984-85  
 McKenzie, Reggie (LB), Tennessee ..... 1989  
 McKinley, Dennis (FB), Mississippi State ..... 1999-02  
 McKinnon, Ronald (LB), North Alabama ..... 1996-04  
 McMahon, Byron (G), Cornell ..... 1923  
 McMahon, Jim (QB), Brigham Young ..... 1994  
 McMillan, Ernie (T), Illinois ..... 1961-74  
 McNally, Frank (C), St. Mary's (Calif.) ..... 1931-34  
 McNanie, Sean (DE), San Diego State ..... 1988  
 McNulty, Paul (E), Notre Dame ..... 1924-25  
 McPhee, Frank (E), Princeton ..... 1955  
 McQuarters, Ed (DT), Oklahoma State ..... 1965  
 McQuistan, Pat (G/T), Weber State ..... 2012  
 McSorley, Trace (QB), Penn State ..... 2021-22  
 McWilliams, Johnny (TE), Southern California ..... 1996-99  
 Meggysey, Dave (LB), Syracuse ..... 1963-69  
 Mehringer, Pete (T), Kansas ..... 1934-36  
 Melinger, Steve (E), Kentucky ..... 1961  
 Meinert, Dale (LB), Oklahoma State ..... 1958-67  
 Melinkovich, M. (DE), Grays Harbor J.C. (Wash.) ..... 1965-66  
 Memmelaar, Dale (G), Wyoming ..... 1960-61  
 Mendenhall, Rashard (RB), Illinois ..... 2013  
 Mergen, Mike (T), San Francisco ..... 1952  
 Merkovsky, Elmer (T), Pittsburgh ..... 1944  
 Merritt, David (LB), North Carolina State ..... 1993-95  
 Mertes, Bernard (B), Iowa ..... 1945  
 Mestnik, Frank (RB), Marquette ..... 1960-61  
 Metcalf, Eric (WR/KR), Texas ..... 1998  
 Metcalf, Terry (WR), California State-Long Beach ..... 1973-77  
 Method, Russ (B), None ..... 1929  
 Mikulak, Mike (B), Oregon ..... 1934-36  
 Miles, Josh (OL), Morgan State ..... 2019-22  
 Miller, Harlan (CB/S), SE Louisiana ..... 2016-17  
 Miller, Jamir (LB), UCLA ..... 1994-98  
 Miller, Milford (G), Chadron State ..... 1936-37  
 Miller, Terry (LB), Illinois ..... 1971-74  
 Milligan, Hanik (SS), Houston ..... 2006  
 Mills, Jordan (OL), Louisiana Tech ..... 2019  
 Mims, Robert (RB), Kansas ..... 1988  
 Miniefield, Kevin (DB), Arizona State ..... 1997  
 Minter, Kevin (LB), Louisiana State ..... 2013-16  
 Mitchell, Lance (LB), Oklahoma ..... 2005  
 Mitchell, Roland (CB), Texas Tech ..... 1988-89  
 Mitchell, Stump (RB), Citadel ..... 1981-89  
 Mitchell, Tywan (WR/TE), Minnesota State-Mankato ..... 1999-01  
 Moch, Dontay (LB), Nevada ..... 2013  
 Moe, Hal (B), Oregon State ..... 1933  
 Mohardt, John (B), Notre Dame ..... 1922-23  
 Momah, Ifeanyi (TE), Boston College ..... 2015-17  
 Monaco, Rob (C), Vanderbilt ..... 1985  
 Monaco, Ron (LB), South Carolina ..... 1986  
 Monahan, Regis (G), Ohio State ..... 1939  
 Monfort, Avery (B), New Mexico ..... 1941  
 Montgomery, Bill (B), Louisiana State ..... 1946  
 Montgomery, Ralph (T), Centre ..... 1923  
 Moody, Thomas (G), Florida ..... 2002

Mooney, Jim (T), Georgetown ..... 1935  
 Moore, Alton (DE), Auburn ..... 2002  
 Moore, Bill (B), Loyola (La.) ..... 1932  
 Moore, Brandon (T), Duke ..... 1995  
 Moore, Derrick (RB), Northeastern State (Okla.) ..... 1996-97  
 Moore, Langston (DT), South Carolina ..... 2005-06  
 Moore, Ricky (FB), Alabama ..... 1988  
 Moore, Rob (WR), Syracuse ..... 1995-2001  
 Moore, Ronald (RB), Pittsburg State (Kan.) ..... 1993-94, '97  
 Moore, Rondale (WR), Purdue ..... 2021-23  
 Moore, Sio (LB), Connecticut ..... 2016  
 Moore, Zach (DE), Concordia-St. Paul ..... 2018  
 Moran, Francis (B), Grinnell ..... 1927  
 Morey, Sean (WR), Brown ..... 2007-09  
 Morgan, Bob (T), Maryland ..... 1954  
 Morgan, Don (DB), Nevada ..... 2002  
 Morris, Alfred (RB), Florida Atlantic ..... 2019  
 Morris, Mike (G), Northeast Missouri State ..... 1987-88  
 Morris, Wayne (RB), Southern Methodist ..... 1976-83  
 Morrow, Bob (G), Illinois Wesleyan ..... 1941-43  
 Morrow, Harold (FB), Auburn ..... 2005  
 Morrow, John (G), Kearney State ..... 1937-38  
 Moses, J.J. (WR/KR), Iowa State ..... 2005  
 Moses, Quentin (DE), Georgia ..... 2007  
 Moss, Eddie (RB), Southeast Missouri State ..... 1973-76  
 Moten, Mike (DT), Florida ..... 1998-99  
 Moynihan, Tim (C), Notre Dame ..... 1932-33  
 Mueller, Bill (E), DePaul ..... 1937  
 Mullen, Tom (G), Southwest Missouri State ..... 1978  
 Mullen, Trayvon (CB), Clemson ..... 2022  
 Mullen, Verne (E), Illinois ..... 1927  
 Mulleneaux, Lee (C), Arizona ..... 1938  
 Mulligan, Matthew (TE), Maine ..... 2014  
 Mulligan, Wayne (C), Clemson ..... 1969-73  
 Mumford, Tony (RB), Penn State ..... 1985  
 Munyer, Daniel (C/G), Colorado ..... 2017-18  
 Murphy, Bill (G), Washington (Mo.) ..... 1940-41  
 Murphy, Jr., Byron (CB), Washington ..... 2019-22  
 Murphy, Jim (B), St. Thomas (Minn.) ..... 1928  
 Murphy, Tom (B), Arkansas ..... 1934  
 Murray, Justin (OL), Cincinnati ..... 2019-21  
 Murray, Kyle (QB), Oklahoma ..... 2019-  
 Murrell, Adrian (RB), West Virginia ..... 1998-99  
 Murrell, Bill (TE), Winston-Salem ..... 1979

**N**  
 Nagel, Ray (B), UCLA ..... 1953  
 Nagel, Ross (T), St. Louis ..... 1942  
 Nagler, Gern (E), Santa Clara ..... 1953, '55-58  
 Nash, Zack (LB), Sacramento State ..... 2012  
 Navarre, John (QB), Michigan ..... 2004-06  
 Neacy, Clem (E), Colgate ..... 1928  
 Nedney, Joe (K), San Jose State ..... 1997-99  
 Neill, Jim (B), Texas Tech ..... 1939  
 Neils, Steve (LB), Minnesota ..... 1974-80  
 Neimann, Ben (LB), Iowa ..... 2022  
 Nelson, Lee (S), Florida State ..... 1976-86  
 Nelson Jr., Robert (CB), Arizona State ..... 2015  
 Nelson, J.J. (WR), Alabama-Birmingham ..... 2015-18  
 Nesbitt, Dick (B), Drake ..... 1933  
 Nevers, Ernie (B), Stanford ..... 1929-31  
 Neuman, Bob (E), Illinois Wesleyan ..... 1934-36  
 Newhouse, Reggie (WR), Baylor ..... 2003-05  
 Nichelini, Al (B), St. Mary's (Calif.) ..... 1935-36  
 Nichols, Deatrick (CB), South Florida ..... 2018  
 Nichols, Ham (G), Rice ..... 1947-49  
 Niklas, Troy (TE), Notre Dame ..... 2014-17  
 Nisbet, Dave (E), Washington ..... 1933  
 Nix, John (DT), Southern Mississippi ..... 2004  
 Nkemiche, Robert (DT), Mississippi ..... 2016-18  
 Nofsinger, Terry (QB), Utah ..... 1965-66  
 Noga, Niko (LB), Hawaii ..... 1984-88  
 Noga, Peter (LB), Hawaii ..... 1987  
 Nolan, Dick (B), Maryland ..... 1958  
 Nolan, Earl (T), Arizona ..... 1937-38  
 Norman, Bob (C), None ..... 1945  
 Norton, Jerry (DB), Southern Methodist ..... 1959-61  
 Novacek, Jay (TE), Wyoming ..... 1985-89  
 Novak, Nick (K), Maryland ..... 2005  
 Nugent, Mike (K), Ohio State ..... 2009, '20  
 Nunn, Freddie Joe (DE), Mississippi ..... 1985-93  
 Nussbaumer, Bob (B), Michigan ..... 1949-50

**O**  
 Oates, Brad (T), Brigham Young ..... 1976-77, '79-80  
 Obeck, Vic (G), Springfield ..... 1945  
 Obiozor, Cyril (LB), Texas A&M ..... 2010  
 O'Brien, Dave (G), Boston College ..... 1966-67  
 O'Connor, Dan (G), Georgetown ..... 1920-24  
 Odenigbo, Ifeadi (DL), Northwestern ..... 2018  
 Odhiambo, Rees (OL), Boise State ..... 2018  
 O'Donnell, Carter (OL), Alberta ..... 2023  
 O'Donoghue, Neil (K), Auburn ..... 1980-85  
 Ofahengaua, Tevita (TE), Brigham Young ..... 2001  
 Ogden, Ray (FL), Alabama ..... 1965-66  
 Ogle, Rick (LB), Colorado ..... 1971  
 Oglesby, Cedric (K), South Carolina State ..... 2001  
 Ohalette, Ifeanyi (FS), Southern California ..... 2004  
 Ohmberger, Rich (G/C), Penn State ..... 2012  
 Ojulari, BJ (LB), LSU ..... 2023



Okafor, Alex (LB), Texas .....2013-16  
 Okafor, Chike (DE/LB), Purdue .....2005-09  
 Okobi, Chukky (C), Purdue .....2007  
 Okoniewski, Steve (DT), Washington .....1976  
 Oldham, Chris (DB), Oregon .....1991-94  
 Olerich, Dave (LB), San Francisco .....1969-70  
 Oliver, Clancy (CB), San Diego State .....1973  
 Oliver, Vince (QB), Indiana .....1945  
 Olson, Carl (T), UCLA .....1942  
 Olszewski, Johnny (B), California .....1953-57  
 Osborne, Eldonta (LB), Louisiana Tech .....1990  
 Osborne, Richard (TE), Texas A&M .....1979  
 Otis, Jim (RB), Ohio State .....1973-78  
 Ottis, Brad (DT), Wayne State (Neb.) .....1996-2000  
 Owens, Don (DT), Southern Mississippi .....1960-63  
 Owens, Luke (DT), Kent State .....1958-65  
 Owens, Marv (WR), San Diego State .....1973

## P

Pace, Calvin (LB), Wake Forest .....2003-07  
 Painter, Vinston (T/G), Virginia Tech .....2017  
 Palepoi, Anton (DE), Nevada-Las Vegas .....2005  
 Palmer, Carson (QB), Southern California .....2013-17  
 Palmer, Scott (DT), Texas .....1972  
 Pancieri, Don (QB), San Francisco .....1952  
 Panelli, John (FB/LB), Notre Dame .....1951-53  
 Panfil, Kenneth (T), Purdue .....1960-62  
 Pangle, Hal (B), Oregon State .....1935-38  
 Pappio, Joe (B), Haskell .....1930  
 Pappoe, Owen (LB), Auburn .....2023  
 Pardonner, Earl (B), Purdue .....1934-35  
 Paremore, Bob (RB), Florida A&M .....1963-64  
 Parish, Don (LB), Stanford .....1970-72  
 Parker, Buddy (B), Centenary .....1937-43  
 Parker, Ezekiel (WR), Louisville .....2002  
 Parker, Joe (E), Texas .....1946-47  
 Parlavecchio, Chet (LB), Penn State .....1983  
 Parmelee, Jalen (RB), Toledo .....2014  
 Parris, Gary (TE), Florida State .....1979-80  
 Parsons, Preston (QB), Northern Arizona .....2002-03  
 Pascal, Zach (WR), Old Dominion .....2023  
 Pasquale, Ron (G), Akron .....1987  
 Pasquariello, Ralph (B), Villanova .....1951-52  
 Pasquesi, Tony (T), Notre Dame .....1955-57  
 Pate, Rupert (G), Wake Forest .....1940  
 Patrick, Ben (TE), Delaware .....2007-10  
 Patterson, Craig (DL), Brigham Young .....1991  
 Patulski, Walt (DE), Notre Dame .....1977  
 Paul, Don (DB/HB), Washington State .....1950-53  
 Paul, Tito (DB), Ohio State .....1995-97  
 Pearson, Bert (C), Kansas State .....1935-36  
 Peat, Todd (G), Northern Illinois .....1987-89  
 Peko, Domata (DL), Michigan State .....2020  
 Pellfrey, Ray (E), Eastern Kentucky .....1952  
 Penny, Elijah (RB), Idaho .....2017  
 Perko, John (G), Minnesota .....1944  
 Perrin, Benny (FS), Alabama .....1982-85  
 Perry, Gerald (K), California .....1960-62  
 Person, Ara (TE), Morgan State .....1972  
 Person, Brandon (S), Tiffin .....2015  
 Peters, Corey (DL), Kentucky .....2015-21  
 Peters, Forest (B), Illinois .....1932  
 Peters, Scott (C), Arizona State .....2008  
 Peters, Volney (T), Southern California .....1952-53  
 Peterson, Adrian (RB), Oklahoma .....2017  
 Peterson, Ken (B), Gonzaga .....1935  
 Peterson, Kevin (CB), Oklahoma State .....2019-21  
 Peterson, Patrick (CB), Louisiana State .....2011-20  
 Peterson, Todd (K), Georgia .....1994  
 Petrovich, George (T), Texas .....1949-50  
 Phillips, John (TE), Virginia .....2018  
 Phillips, Jordan (DL), Oklahoma .....2020-21  
 Phillips, Reggie (CB), Southern Methodist .....1988  
 Phillips, Rod (RB), Jackson State .....1979-80  
 Philpott, Dean (B), Fresno State .....1958  
 Pierre, Don (C), Kansas .....1943  
 Pierre, Olsen (DT), Miami (Fla.) .....2016-18  
 Pisarkiewicz, Steve (QB), Missouri .....1978-79  
 Pittman, Charlie (RB), Penn State .....1970  
 Pittman, Danny (WR), Wyoming .....1983-84  
 Pittman, Michael (RB), Fresno State .....1998-01  
 Plasman, Dick (E), Vanderbilt .....1946-47  
 Player, Scott (P), Florida State .....1998-06  
 Pleasant, Eddie (S), Oregon .....2018  
 Plummer, Jake (QB), Arizona State .....1997-02  
 Plummer, Tony (DB), Pacific .....1970  
 Plunkett, Art (T), Nevada-Las Vegas .....1981-84  
 Pollard, Bob (DE), Weber State .....1978-81  
 Polofsky, Gordon (G), Tennessee .....1952-54  
 Polsfoot, Fran (E), Washington State .....1950-52  
 Poole, Jim (E), Mississippi .....1945  
 Poole, Nathan (WR), Marshall .....2001, 02-04  
 Popa, Eli (B), Illinois .....1952  
 Pope, Leonard (TE), Georgia .....2006-08  
 Popovich, John (B), St. Vincent .....1944  
 Popovich, Milt (B), Montana .....1938-42  
 Porter, Joey (LB), Colorado State .....2010-11  
 Portteiger, Earl (B), Ursinus .....1921  
 Potter, Nate (T), Boise State .....2012-13  
 Powell, William (RB), Kansas State .....2012

## Q

Quigley, Ryan (P), Boston College .....2016

## R

Rabold, Michael (G), Indiana .....1960  
 Rackers, Neil (K), Illinois .....2003-09  
 Radecic, Keith (C), Penn State .....1987  
 Radford, Bruce (DE), Grambling .....1981  
 Ralph, Dan (DT), Oregon .....1984-85  
 Ramey, Jim (DE), Kentucky .....1979  
 Ramsey, Garrard (G), William & Mary .....1946-51  
 Ramsey, Knox (G), William & Mary .....1950-51  
 Ramsey, Ray (B), Bradley .....1950-53  
 Ramson, Eason (TE), Washington State .....1978  
 Randle, Sonny (WR), Virginia .....1959-66  
 Randolph, Clare (C), Indiana .....1930  
 Rankin, Walt (B), Texas Tech .....1941, '43, '45-47  
 Ransom, Derrick (DE), Cincinnati .....2003  
 Ranspot, Keith (E), Southern Methodist .....1940  
 Rashad, Ahmad (WR), Oregon .....1972-73  
 Rattay, Tim (QB), Louisiana Tech .....2007  
 Ravensburg, Bob (E), Indiana .....1948-49  
 Reaves, Ken (S), Norfolk State .....1974-77  
 Rector, Jamaica (WR), Northwest Missouri State .....2007  
 Reddick, Haason (LB), Temple .....2017-20  
 Redding, Cory (DT), Texas .....2015  
 Redmon, Anthony (G), Auburn .....1994-97  
 Redmond, Thomas (DE), Vanderbilt .....1960-65  
 Reed, Brooks (LB), Arizona .....2019  
 Reed, Joe (B), Louisiana State .....1937, '39  
 Reeves, Bryan (WR), Nevada .....1994-95  
 Reeves, Walter (TE), Auburn .....1989-93  
 Reid, Caraan (DL), Princeton .....2019  
 Reuber, Alan (G), Texas A&M .....2004-05  
 Reid, Lamont (CB), North Carolina State .....2005  
 Rexer, Freeman (E), Tulane .....1943, '45  
 Reynolds, Bill (B), Mississippi .....1945  
 Reynolds, Bob (T), Bowling Green .....1963-71, '73  
 Reynolds, John (C), Baylor .....1937  
 Reynolds, Mack (QB), Louisiana State .....1958-59  
 Rhea, Floyd (G), Oregon .....1943  
 Rhinehart, Coby (DB), Southern Methodist .....1999-03  
 Rhodes, Kerry (FS), Louisville .....2010-12  
 Ribble, Loran (G), Hardin-Simmons .....1933  
 Rice, Simeon (DE), Illinois .....1996-00  
 Richards, Perry (E), Detroit .....1959-60  
 Richardson, C.J. (DB), Miami (Fla.) .....1995  
 Richardson, John (DT), UCLA .....1972-73  
 Riddick, Shaq (LB), West Virginia .....2015  
 Ridgle, Elston (DE), Nevada .....1990  
 Riley, Curtis (CB), Fresno State .....2020  
 Risk, Ed (B), Purdue .....1932  
 Risvold, Ray (B), St. Edwards (Tex.) .....1927-28  
 Rivers, Jamie (LB), Bowling Green .....1968-73  
 Roach, John (QB), Southern Methodist .....1956, '59-60  
 Roach, Rollin (B), Texas Christian .....1927  
 Robb, Joe (DE), Texas Christian .....1961-67  
 Robbins, John (B), Arkansas .....1938-39  
 Robbins, James "Tootie" (T), East Carolina .....1982-91  
 Roberts, Andre (WR), The Citadel .....2010-13  
 Roberts, Hal (P), Houston .....1974  
 Robertson, Pete (LB), Texas Tech .....2019  
 Robinson, Bryan (DT), Fresno State .....2008-10  
 Robinson, Edmond (LB), Newberry .....2017  
 Robinson, Jack (T), Northeast Missouri State .....1936-37  
 Robinson, Jeroy (LB), Texas A&M .....1990  
 Robinson, Patrick (WR/KR), Tennessee State .....1994  
 Robl, Hal (B), Wisconsin State-Oshkosh .....1945  
 Robnett, Marshall (G), Texas A&M .....1943, '45  
 Rodgers-Cromartie, Dominique (CB), Tennessee State .....2008-10  
 Rogers, Glynn (G), Texas Christian .....1939  
 Rogers, Kendrick (T), Alabama A&M .....2002-03  
 Rogge, George (E), Iowa .....1931-33  
 Roland, Johnny (RB), Missouri .....1966-72  
 Rolle, Antrel (CB/S), Miami .....2005-09  
 Rolle, Butch (H-B/TE), Michigan State .....1992-93  
 Romanik, Steve (G), Villanova .....1953-54  
 Rooney, Bill (C), None .....1929  
 Rooney, Cobb (E), None .....1929-30  
 Root, Jim (QB), Miami (Ohio) .....1953, '56  
 Rose, Gene (DB), Wisconsin .....1929-32  
 Rosema, Rocky (LB), Michigan .....1968-71

Rosen, Josh (QB), UCLA .....2018  
 Rosenbach, Timm (QB), Washington State .....1989-92  
 Ross, Jeremy (WR), California .....2016  
 Ross, Oliver (T), Iowa State .....2005-07  
 Ross, Pat (C), Boston College .....2008  
 Roundtree, Raleigh (G/T), South Carolina State .....2003  
 Rowe, Bob (DT), Western Michigan .....1967-75  
 Roy, Frank (G), Utah .....1966  
 Rozier, Bob (DE), California .....1979  
 Rubio, Angel (DT), Southeast Missouri State .....1999  
 Rucinski, Ed (E), Indiana .....1943-46  
 Rucker, Frostee (DE/DT), Southern California .....2013-17  
 Rucker, Keith (DT), Ohio Wesleyan .....1992-93  
 Rudolph, Council (DE), Kentucky State .....1973-75  
 Rue, Joshua (FB), Duquesne .....2003-04  
 Ruether, Mike (C), Texas .....1986-87  
 Rundquist, Elmer (T), Illinois .....1922  
 Rushing, Marion (LB), Southern Illinois .....1959, '62-65  
 Russell, Doug (B), Kansas State .....1934-39  
 Rutledge, Johnny (LB), Florida .....1999-02  
 Ryan, Bill (T), Fordham .....1924  
 Ryzewski, Frank (T), Notre Dame .....1921

## S

Sabados, Andy (G), The Citadel .....1939-40  
 Sacco, Tony (QB), Penn State .....1992-93  
 Sachs, Len (E), Loyola (Ill.) .....1920-23, '25  
 Saddler, Rod (DT), Texas A&M .....1987-91  
 Sagely, Floyd (E), Arkansas .....1957  
 Sampson, DeMarco (WR), San Diego State .....2011  
 Samuels, Terry (TE), Kentucky .....1994-95  
 Sanders, Frank (WR), Auburn .....1995-02  
 Sanders, James (S), Fresno State .....2012  
 Sanders, Lonnie (DB), Michigan State .....1968-69  
 Sanders, Myjai (LB), Cincinnati .....2022-23  
 Sandifer, Dan (B), Louisiana State .....1953  
 Sanford, Leo (C), Louisiana Tech .....1951-57  
 Sanyika, Sekou (LB), California .....2000-01  
 Sapp, Patrick (LB), Clemson .....1998-99  
 Sarboe, Phil (B), Washington State .....1934-36  
 Sargent, Broderick (RB), Baylor .....1986-87  
 Sarringham, Paul (B), Ohio State .....1946  
 Sauls, Mac (DB), Southwest Texas State .....1968-69  
 Sauter, Cory (QB), Minnesota .....1998  
 Scales, Hurlie (DB), North Texas State .....1974  
 Scanlon, John (B), DePaul .....1921  
 Scardine, Carmen (B), None .....1932  
 Schable, A.J. (FB), South Dakota .....2006  
 Schillinger, Andy (WR), Miami (Ohio) .....1988-89  
 Schleicher, Maury (LB), Penn State .....1959  
 Schmiesing, Joe (DE), New Mexico State .....1968-71  
 Schmidt, George (E), Lewis .....1953  
 Schmitt, George (S), Delaware .....1983  
 Schneiderman, Herman (B), Iowa .....1940  
 Schobel, Bo (DE), Texas Christian .....2007  
 Schofield, O'Brien (LB), Wisconsin .....2010-12  
 Schroeder, Jay (QB), UCLA .....1994  
 Schubert, Eric (K), Pittsburgh .....1986  
 Schultz, Eberle (G), Oregon State .....1944  
 Schwab, Vic (B), Northwestern .....1947-50  
 Schwartz, Don (DB), Washington State .....1981  
 Schwartz, Elmer (B), Washington State .....1932  
 Schwenk, Wilson (B), Washington (Mo.) .....1942  
 Scobey, Josh (RB), Kansas State .....2002-2004  
 Scott, Carlos (C), Texas-El Paso .....1983-85  
 Scott, Ed (FS), Grambling .....1987  
 Scott, Lance (C), Utah .....1995-96  
 Scott, Yusuf (G), Arizona .....1999-2001  
 Scotts, Colin (DT), Hawaii .....1987-88  
 Seabron, Thomas (LB), Michigan .....1980  
 Seals-Jones, Ricky (TE), Texas A&M .....2017-18  
 Sears, Corey (DT), Mississippi State .....1999-00  
 Sears, Jim (DB), Southern California .....1954, '57-58  
 Sebros, Bob (G), Colorado .....1982  
 Seibold, Champ (T), Wisconsin .....1942  
 Selby, Rob (G), Auburn .....1995-97  
 Self, Clarence (B), Wisconsin .....1949  
 Semes, Bernie (B), Duquesne .....1944  
 Sendlein, Lyle (C), Texas .....2007-15  
 Seno, Frank (B), George Washington .....1945-46  
 Sensibaugh, Mike (S), Ohio State .....1972-77  
 Severson, Jeff (CB), Long Beach State .....1976-77  
 Shaffer, Craig (LB), Indiana State .....1982-84  
 Shanks, Simon (LB), Coahoma J.C. (Miss.) .....1995  
 Sharpe, Luis (T), UCLA .....1982-84, '85-94  
 Shaughnessy, Matt (LB), Wisconsin .....2013-14  
 Shaw, Bob (E), Ohio State .....1950  
 Shaw, Dennis (QB), San Diego State .....1974-75  
 Shaw, Jesse (G), Southern California .....1931  
 Shazor, Ernest (S), Michigan .....2005  
 Shelby, Willie (RB), Alabama .....1978  
 Shelley, Dex (B), Texas .....1932  
 Shelton, L.J. (T), Eastern Michigan .....1999-04  
 Shenefelt, Paul (T), Manchester .....1934-35  
 Sheffield, Trent (WR), Vanderbilt .....2018-20  
 Sherman, Anthony (FB), Connecticut .....2011-12  
 Shipley, A.Q. (OL), Penn State .....2015-19  
 Shipp, Marcel (RB), Massachusetts .....2001-07  
 Shirk, John (E), Oklahoma .....1940  
 Shivers, Roy (RB), Utah State .....1966-72



Shook, Fred (C), Texas Christian	1941	Strader, Norman "Red" (B), St. Mary's (Calif.)	1927	Tuerk, Max (C), Southern California	2017
Shumann, Mike (WR), Florida State	1982-83	Strausbaugh, Jim (B), Ohio State	1946	Tuman, Jerome (TE), Michigan	2008
Shy, Don (RB), San Diego State	1973	Streveler, Chris (QB), South Dakota	2020-21	Tune, Clayton (QB), Houston	2023
Sikhahema, Vai (RB/KR), Brigham Young	1986-90	Stringer, Scott (DB), California	1974	Tupa, Tom (QB/P), Ohio State	1988-91
Sikora, Mike (G), Oregon	1952	Strofolino, Mike (LB), Villanova	1966-68	Turner, Herschel (G/T), Kentucky	1964-65
Silas, Sam (DT), Southern Illinois	1963-67	Strong, Kevin (DL), Texas-San Antonio	2023	Turner, Marcus (DB), UCLA	1989-91
Silvestri, Carl (DB), Wisconsin	1965	Stuckey, Chansi (WR), Clemson	2011	Turner, Ezekiel (LB), Washington	2018-23
Simas, Bill (B), St. Mary's (Calif.)	1932-33	Stuessy, Mel (T), St. Edward's (Tex.)	1926	Tyler, Pete (B), Hardin-Simmons	1937-38
Simmons, Clyde (DE), Western Carolina	1994-95	Sugar, Leo (DE), Purdue	1960	<b>U</b>	
Simmons, Dave (LB), Georgia Tech	1965-66	Suggs, Terrell (LB), Arizona State	2019	Ucovich, Mitch (T), San Jose State	1945
Simmons, Isaiah (LB), Clemson	2020-22	Suminski, Dave (G), Wisconsin	1953	Ulrich, Charles (T), Illinois	1954-58
Simmons, John (C), Detroit	1951-56	Summerall, Pat (K/E), Arkansas	1953-57	Underwood, John (G), None	1929
Simon, Tharold (CB), Louisiana State	2016	Sutch, George (B), Temple	1946	Upshaw, Marvin (DT), Trinity (Tex.)	1976
Simons, Keith (DT), Minnesota	1978-79	Svoboda, Bill (LB), Tulane	1950-53	Urban, Jerheme (WR), Trinity	2007-09
Simpson, Carl (DE), Florida State	1998	Swain, Geoff (TE), Texas	2023	Usher, Darryl (WR), Illinois	1989
Sims, Ken (CB), Iowa	1987	Swann, Eric (DL), None	1991-99	<b>V</b>	
Sitko, Emil (B), Notre Dame	1951-52	Swanson, Eric (WR), Tennessee	1986	Valentine, Vincent (DL), Nebraska	2018
Siwek, Mike (DT), Western Michigan	1970	Swanson, Evar (E), Lombard	1925-27	Vallejo, Elliot (T), Cal-Davis	2008
Skelton, John (QB), Fordham	2010-12	Swartz, Chris (QB), Morehead State	1994	Vallejo, Tanner (LB), Boise State	2019-22
Slater, Fred (T), Iowa	1926-31	Swearinger, D.J. (S), South Carolina	2015-16, '18-19	Valles, Hakeem (TE), Monmouth	2016
Sloan, Bonnie (DT), Austin Peay	1973	Sweezy, J.R. (OL), North Carolina State	2019-20	Vanden Bosch, Kyle (DE), Nebraska	2001-04
Sloan, Dwight (QB), Arkansas	1938	Swider, Larry (P), Pittsburgh	1980	Vander Poel, Mark (T), Colorado	1994
Sloan, Jessie (LB), Eastern Kentucky	1992	Swinger, Rashod (DT), Rutgers	1997-2000	Van Galder, Tim (QB), Iowa State	1972-74
Smith, Alfonso (RB), Kentucky	2010-13	Swinton, Reggie (WR/KR), Murray State	2005	Vanzo, Fred (B), Northwestern	1941
Smith, Andre (T), Alabama	2018	Swistowicz, Mike (B), Notre Dame	1950	Vatterott, Charles (T), Southwest Texas State	1987
Smith, Antonio (DE), Oklahoma State	2004-08	Symank, John (DB), Florida	1963	Vaughan, Charles (B), Tennessee	1936
Smith, Ben (DB), Georgia	1995-96	Szot, Walt (T), Bucknell	1946-48	Veldheer, Jared (T), Hillsdale	2014-17
Smith, Bill (E), Washington	1934-39	<b>T</b>		Vesser, John (E), Idaho	1927, '30-31
Smith, Cedric (FB), Florida	1996-98	Tajamu, Alameda (NT), Washington	2013-14	Vigil, Nick (LB), Utah State	2022
Smith, Charles (B), Georgia	1947	Tafoya, Joe (DE), Arizona	2007	Villa, Danny (C/G/T), Arizona State	1992
Smith, Dennis (TE), Utah	1990	Talley, Ronald (DE), Delaware	2011-13	Vincent, Keydrick (G), Mississippi	2007
Smith, Emmitt (RB), Florida	2003-04	Tanner, Barron (DT), Oklahoma	2000-03	Vizcaino, Tristan (K), Washington	2022
Smith, Eric (OL), Virginia	2021	Tant, Jay (TE), Northwestern	2000	Vodicka, Joe (B), None	1945
Smith, Garrison (DT), Georgia	2018	Tardits, Richard (LB), Georgia	1989	Vokaty, Otto (B), Heidelberg	1933
Smith, George (B), Villanova	1943	Tasini, Pasoni (DL), Utah	2018	Vokolek, Travis (TE), Nebraska	2023
Smith, J.T. (WR), North Texas State	1985-90	Tate, Robert (CB), Cincinnati	2004-06	Volok, Bill (G), Tulsa	1934-39
Smith, Jackie (E), Northwest Louisiana	1963-77	Taylor, Chester (RB), Toledo	2011	Vujnovich, Jeremy (OL), Louisiana College	2018-19
Smith, Jacques (DE), Missouri	2018	Taylor, Curtis (S), Louisiana State	2013	<b>W</b>	
Smith, Lance (G), Louisiana State	1985-93	Taylor, Jamar (CB), Boise State	2018	Wadsworth, Andre (DE), Florida State	1998-00
Smith, Leticus (OL), Virginia Tech	2022	Taylor, Jay (CB), San Jose State	1989-92	Wagenmann, Zack (LB), Montana	2015
Smith, Leonard (DB), McNeese State	1983-88	Taylor, Kerry (WR), Arizona State	2012-13	Wager, Clint (E), St. Mary's (Minn.)	1943, '45
Smith, Mark (DT), Auburn	1997-00	Taylor, Mike (T), Southern California	1973	Wagstaff, Jim (B), Idaho State	1959
Smith, Russ (G), Illinois	1923	Taylor, Stepfan (RB), Stanford	2013-16	Wahler, Jim (DT), UCLA	1989-92
Smith, Perry (DB), Colorado State	1977-79	Teeuws, Len (T), Tulane	1954-57	Wakefield, Fred (DE/OT/TE), Illinois	2001-06
Smith, Terrance (LB), Florida State	2020	Terry, Ryan (RB), Iowa	1995-96	Walczak, Mark (TE), Arizona	1988
Smith, Terrelle (FB), Arizona State	2007-08	Tharpe, Larry (T), Tennessee State	1995	Waldron, Austin (G), Gonzaga	1927
Smith, Tyreek (LB), Ohio State	2023	Thaxton, Jim (TE), Tennessee State	1978	Walker, Charles (DT/DE), Duke	1964-72
Smith, Vernice (G/T), Florida A&M	1989-92	Thomas, Cameron (LB), San Diego State	2022	Walker, Darwin (DT), Tennessee	2000
Smith, Wayne (CB), Purdue	1982-86	Thomas, Earl (WR), Houston	1974-75	Walker, Joe (LB), Oregon	2018-19, '21
Smith, Wilfred (E), DePaul	1923-25	Thomas, Jim (G), Oklahoma	1939-40	Walker, Quentin (RB), Virginia	1984-85
Snowden, Cal (DE), Indiana	1969-70	Thomas, Jordan (TE), Mississippi State	2020	Walker, Reggie (LB), Kansas State	2009-12
Snyder, Adam (G/C), Oregon	2012	Thomas, Josh (CB), Appalachian State	2022	Walker, Reggie (LB), Kansas State	2020
Soliday, Jake (WR), Northern Iowa	2002	Thomas, Logan (QB), Virginia Tech	2014	Wallace, K'Von (S), Clemson	2023
So'oto, Vic (LB), Brigham Young	2013	Thomas, Ralph (E), San Francisco	1952	Wallerstedt, Brett (LB), Arizona State	1993
Sortun, Rick (G), Washington	1964-69	Thomas V, Starling (CB), UAB	2023	Wallner, Fred (G), Notre Dame	1951-52, '54-55
Southard, Tommy (WR), Furman	1978	Thompson, Anthony (RB), Indiana	1990-92	Walls, Raymond (CB), Southern Mississippi	2005
Sowell, Bradley (T), Mississippi	2013-15	Thompson, Deionte (S), Alabama	2019-22	Walters, Troy (WR), Stanford	2006
Spach, Stephen (TE), Fresno State	2008-10	Thompson, Everette (DE), Washington	2013	Walz, Zack (LB), Dartmouth	1998-2001
Spachman, Chris (DE), Nebraska	1988	Thompson, Harry (G), UCLA	1955	Ward, Jonathan (RB), Central Michigan	2020-22
Speegle, Cliff (C), Oklahoma	1945	Thompson, Jalen (S), Washington State	2019	Ware, Matt (CB/S), UCLA	2006-10
Spence, Julian (B), Sam Houston State	1956	Thompson, Ken (WR), Utah State	1982-83	Ware, Derek (TE), Central State (Okla.)	1992-94
Spencer, Maurice (DB), North Carolina Central	1974	Thompson, Norm (DB), Utah	1971-76	Warner, Kurt (QB), Northern Iowa	2005-09
Sperry, Kory (TE), Colorado State	2012-13	Thompson, Ray (LB), Tennessee	2000-04	Washington, Charles (S), Fresno State	2019-22
Spikes, Cameron (G), Texas A&M	2003-04	Thompson, Ricky (WR), Baylor	1982	Washington, Chris (LB), Iowa State	1990
Spiller, Phil (DB), California State-Los Angeles	1967	Thornton, Bill (RB), Nebraska	1963-65, '67	Washington, Daryl (LB), Texas Christian	2010-13
Spinks, Jack (G), Alcorn A&M	1953	Thornton, Bruce (DE), Illinois	1982	Washington, Eric (DB), Texas-El Paso	1972-73
Spradlin, Danny (LB), Tennessee	1985	Thurbon, Bob (B), Pittsburgh	1944	Washington, Lionel (DB), Tulane	1983-86
Spradling, Bill (E), Lehigh	1927-28	Thurman, Dennis (FS), Southern California	1986	Waters, Andre (S), Cheyney State	1994
Spurlock, Micheal (WR), Mississippi	2006	Tilley, Pat (WR), Louisiana Tech	1976-86	Watford, Earl (T/G), James Madison	1913-17
St. Pierre, Brian (QB), Boston College	2008-09	Tillman, Pat (S), Arizona State	1998-2001	Watford, Gerry (E), Alabama	2015-54
Stacy, William (DB), Mississippi State	1959-63	Times, Ken (DT), Southern	1981	Watkins, Bob (B), Ohio State	1958
Staggs, Jeff (LB), San Diego State	1972-73	Tinsley, Gaynell (E), Louisiana State	1937-38, '40	Watkins, Carlos (DL), Clemson	2023
Stallings, Larry (LB), Georgia Tech	1963-76	Tinsley, Jess (T), Louisiana State	1929-33	Watkins, Todd (WR), Brigham Young	2006
Stallings, Robert (TE), Southern Mississippi	1986	Tipton, Gregg (QB), Hawaii	1987	Watson, Gabe (DT), Michigan	2006-10
Stanley, Chad (P), Stephen F. Austin	2001	Tipton, Howard (B), Southern California	1933-37	Watt, J.J. (DL), Wisconsin	2021-22
Stanton, Drew (QB), Michigan State	2013-17	Togafau, Pago (LB), Idaho State	2008-09	Watt, Walt (B), Miami (Fla.)	1945
Starkey, Jason (C), Marshall	2000-03	Tolbert, Jim (S), Lincoln (Mo.)	1973-75	Weatherspoon, Sean (LB), Missouri	2015
Starks, Duane (CB), Miami (Fla.)	2002-04	Toier, Greg (CB), Saint Paul's (Va.)	2009-12	Weaver, Charles (G), Chicago	1930
Staysniak, Joe (G), Ohio State	1996	Tolliver, Jalen (WR), Arkansas-Monticello	2018	Weber, Chuck (LB), West Chester State	1956-58
Steen, Athony (G), Alabama	2014	Tonelli, Mario (B), Notre Dame	1940, '45	Wedel, Dick (G), Wake Forest	1948
Stegert, Larry (RB), Texas A&M	1971	Toner, Cole (G), Harvard	2016	Wedige, Scott (C), Northern Illinois	2012
Steger, Pete (B), None	1921	Toogood, Charley (G), Nebraska	1957	Wehrli, Roger (CB), Missouri	1969-82
Stein, Bill (C), Fordham	1927-28	Toscani, Frank (B), Saint Mary's (Calif.)	1932	Weller, Ray (T), Nebraska	1926-27
Steinbach, Larry (T), St. Thomas (Minn.)	1931-33	Tosi, Mao (DT), Idaho	2000-01	Wells, Beanie (RB), Ohio State	2009-12
Stennett, Fred (B), St. Mary's (Calif.)	1932	Toth, Brett (OL), Army	2019-20	Wells, David (TE), San Diego State	2021
Stepanovich, Alex (C), Ohio State	2004-06	Towns, Lester (LB), Washington	2005	Wells, Reggie (G/T), Clarion	2003-09
Stephens-Howling, LaRod (RB), Pittsburgh	2009-12	Towns, Robert (DB), Georgia	1960	Welter, Tom (G/T), Nebraska	1987
Stewart, Vaughan (C), Alabama	1943	Townsend, Curtis (LB), Arkansas	1978	Wendt, Ken (G), Marquette	1932
Stief, Dave (WR), Portland State	1978-82	Tracey, John (LB), Texas A&M	1959-60	Wesley, Antoine (WR), Texas Tech	2021-22
Stieve, Terry (G), Wisconsin	1978-84	Travis, Ross (TE), Penn State	2021	West, Jeff (P), Cincinnati	1975
Stille, Ben (DL), Nebraska	2023	Traynowicz, Mark (G), Nebraska	1988, '89	West, Stan (G), Oklahoma	1956-57
Stills, Dante (DL), West Virginia	2023	Tays, Jim (B), Penn State	1925	West, William (DB), Oregon	1960-61
Stinson, Ed (DT), Alabama	2014-16	Triplett, Bill (RB), Miami (Ohio)	1962-63, '65-66	Westerman, Jamaal (LB), Rutgers	2012
Stokes, Lee (C), Centenary	1943	Triplett, Wally (B), Penn State	1952-53	Wetzel, John (G/T), Boston College	1916-18
Stone, Ken (DB), Vanderbilt	1977-80	Trippi, Charley (B), Georgia	1947-55	Whalen, Bill (T), None	2020-24
Stone, Michael (CB), Memphis	2001-04	Trippucka, Frank (QB), Notre Dame	1950-52	Wham, Tom (E), Furman	1949-51
Stonesifer, Don (E), Northwestern	1951-56	Truluck, R-Kal (DE), SUNY-Cortland	2005	Wheeler, Ernie (B), North Dakota State	1939, '42
Stoudt, Cliff (QB), Youngstown State	1986-88	Tubbs, Jerry (LB), Oklahoma	1957-58		
Stovall, Jerry (DB), Louisiana State	1963-71	Tucker, Mark (C), Southern California	1993-94		
Stowe, Tyrone (LB), Rutgers	1991-93				





Wheeler, Ted (G), West Texas State.....	1967-68
Whitaker, Bill (DB), Missouri.....	1983-84
White, Anthony (RB), Kentucky.....	2002
White, Arthur (G), Alabama.....	1940-41
White, Corey (CB), Samford.....	2015
White, Kyzir (LB), West Virginia.....	2023-
White, Paul (RB), Texas-El Paso.....	1970-71
White, Ray (LB), Syracuse.....	1975-76
Whitehead, Tahir (LB), Temple.....	2021
Whiteheart, Blake (TE), Wake Forest.....	2023-
Whiting, Teag (G), Brigham Young.....	2002-03
Whitley, Eddie (CB), Virginia Tech.....	2014
Whitman, Laverne (B), Tulsa.....	1951-53
Whittaker, Jace (CB), Arizona.....	2020-22
Wicks, Bob (WR), Utah State.....	1972
Widerquist, Chet (T), Washington & Jefferson.....	1926-28
Wiggins, James (S), Cincinnati.....	2021
Wile, Matt (P), Michigan.....	2016
Wilkinson, Elijah (OL), Massachusetts.....	2023-
Willard, Ken (RB), North Carolina.....	1974
Williams, Aeneas (CB), Southern.....	1991-2000
Williams, Bobby (DB), Central State (Okla.).....	1966-67
Williams, Brandon (CB), Texas A&M.....	2016-19
Williams, Brandon (LB), Texas Tech.....	2011
Williams, Chad (WR), Grambling State.....	2017-18
Williams, Chris (DL), American International.....	1991
Williams, Clarence (RB), Michigan.....	1999-2000
Williams, Clyde (T), Southern.....	1967-71
Williams, Damien (RB), Oklahoma.....	2023
Williams, Dan (DT), Tennessee.....	2010-14
Williams, Darrel (RB), LSU.....	2022
Williams, Dave (WR), Washington.....	1967-71
Williams, Eric (LB), Southern California.....	1977-82
Williams, Garrett (CB), Syracuse.....	2023-
Williams, Gerald (CB), Langston.....	1980
Williams, Herb (DB), Southern.....	1981-82
Williams, Jake (T), Texas Christian.....	1929-33
Williams, James (CB), Fresno State.....	1994
Williams, Jamie (TE), Nebraska.....	1983

Williams, Karl (WR/PR), Texas A&M Kingsville.....	2004
Williams, Kerwynn (RB), Utah State.....	2014-17
Williams, Kevin (WR), Miami (Fla.).....	1997
Williams, Maxx (TE), Minnesota.....	2019-22
Williams, Rex (C), Texas Tech.....	1940
Williams, Ryan (RB), Virginia Tech.....	2011-13
Williams, Stephen (WR), Toledo.....	2010-11
Williams, Teddy (WR), Texas-San Antonio.....	2013
Williams, Tramon (CB), Louisiana Tech.....	2017
Williams, Trevor (DB), Penn State.....	2019
Williams, Ty'Son (RB), BYU.....	2022
Williams, Willie (T), Louisiana State.....	1990-92
Williams, Xavier (DT), Northern Iowa.....	2015-17
Willingham, Larry (DB), Auburn.....	1971-72, '76
Wilson, Adrian (SS), North Carolina State.....	2001-12
Wilson, Bernard (DT), Tennessee State.....	1994-98
Wilson, Bill (E), Gonzaga.....	1935-37
Wilson, Divaad (CB), Central Florida.....	2023-
Wilson, Gordon (C), Texas Mines.....	1942-43, '45
Wilson, Karl (DE), Louisiana State.....	1989
Wilson, Larry (S), Utah.....	1960-72
Wilson, Marco (CB), Florida.....	2021-23
Wilson, Michael (WR), Stanford.....	2023-
Wilson, Mike (DB), Western Illinois.....	1969
Wilson, Ramik (LB), Georgia.....	2019
Winslow, Ryan (P), Pittsburgh.....	2019, '21
Winston, Eric (T), Miami (Fla.).....	2013
Winters, Brian (OL), Kent State.....	2021
Withrow, Cal (C), Kentucky.....	1974
Wolf, Joe (T/G), Boston College.....	1989-97
Wolfey, Ron (RB), West Virginia.....	1985-91
Womack, Floyd (G), Mississippi State.....	2011
Wood, Bob (T), Alabama.....	1940
Wood, Mike (P/K), Southeast Missouri State.....	1978-79
Woodshick, Tom (RB), West Virginia.....	1972
Woodley, LaMarr (LB), Michigan.....	2015
Woodruff, Jim (E), Pittsburgh.....	1926
Woods, Antwaun (DL), USC.....	2022
Woods, Josh (LB), Maryland.....	2023

Woods, LeVar (LB), Iowa.....	2001-04
Woodson, Abe (DB), Illinois.....	1965-66
Woolsey, Rolly (DB), Boise State.....	1978
Word, Barry (RB), Virginia.....	1994
Wortman, Keith (G), Nebraska.....	1976-81
Wragge, Tony (G), New Mexico State.....	2002-03
Wright, Charles (CB), Tulsa.....	1987
Wright, Jason (RB), Northwestern.....	2009-10
Wright, Nate (DB), San Diego State.....	1969-70
Wright III, Scooby (LB), Arizona.....	2016-17
Wright, Steve (T), Alabama.....	1972
Wright, Willie (TE/H-B), Wyoming.....	1992
Wukits, Al (C), Duquesne.....	1944
Wyche, Sam (QB), Furman.....	1976

**Y**

Yablonski, Ventan (B), Columbia.....	1948-51
Yankowski, Ron (DE), Kansas State.....	1971-76
Yarr, Tom (C), Notre Dame.....	1933
Yeisley, Don (E), None.....	1927-28
Young, Bob (G), Howard Payne.....	1972-79
Young, D.J. (T), Michigan State.....	2011
Young, Lonnie (FS), Michigan State.....	1985-90
Young, Michael (LB), Illinois.....	2002-03
Younger, Jordan (DB), Connecticut.....	2000

**Z**

Zamort, Ronald (CB), Western Michigan.....	2017
Zandofsky, Mike (G), Washington.....	1989
Zastudil, Dave (P), Ohio.....	2011-14
Zelencik, Frank (T), Oglethorpe.....	1939
Zellner, Peppi (DE), Fort Valley State.....	2004
Zenner, Zach (RB), South Dakota State.....	2019
Zimny, Bob (T), Indiana.....	1945-49
Zoia, Clyde (G), Notre Dame.....	1920-23
Zook, John (DE), Kansas.....	1976-79
Zontini, Lou (B), Notre Dame.....	1940-41
Zordich, Michael (S), Penn State.....	1989-93

## ALL-TIME NUMERICAL ROSTER

**O**

Pascal, Zach (WR), Old Dominion.....	2023-
--------------------------------------	-------

**1**

Driscoll, John "Paddy" (B), Northwestern.....	1920-25
McCrae, Matt (K), Kansas State.....	2018
Murray, Kyle (QB), Oklahoma.....	2019-
Oglesby, Cedric (K), South Carolina State.....	2001
Rackers, Neil (K), Illinois.....	2003-09
Stein, Bill (C), Fordham.....	1927-28

**2**

Bartel, Richard (QB), Tarleton State.....	2010-11
Brown, Marquise (WR), Oklahoma.....	2022-23
Butler, Drew (P), Georgia.....	2014-16
Dunn, Joe (B), Marquette.....	1925-26
Edmonds, Chase (RB), Fordham (also wore #29).....	2018-21
Furrer, Will (QB), Virginia Tech.....	1993
Jones, Ben (B), Grove City.....	1927-28
Lee, Andy (P), Pittsburgh (also wore #4, 14).....	2017-22
Mohardt, John (B), Notre Dame (also wore #15).....	1922-23
Nugent, Mike (K), Ohio State.....	2009, 20
Peterson, Todd (K), Georgia.....	1994
St. Pierre, Brian (QB), Boston College.....	2008-09
Trippi, Charley (B), Georgia (also wore #62).....	1947-55
Zoia, Clyde (G), Notre Dame (also wore #8).....	1920-23

**3**

Anderson, Derek (QB), Oregon State.....	2010
Anderson, Drew (QB), Murray State.....	2019
Baker, Buddha (S), Washington (also wore #36, 32).....	2017-
Butler, Kevin (K), Georgia.....	1996-97
Butts, Ed (B), Chico State (also wore #17).....	1929
Erickson, Hal (B), Washington & Jefferson.....	1925-28
Feely, Jay (K), Michigan (also wore #4).....	2010-13
Gambrell, Billy (E), South Carolina.....	1963-67
Guglielmi, Ralph (QB), Notre Dame.....	1961
Izo, George (QB), Notre Dame.....	1960
King, Andy (B), West Virginia.....	1923-24
Klumb, John (E), Washington State (also wore #56).....	1939-40
Lange, Jim (E), Montana State.....	1929
Novak, Nick (K), Maryland.....	2005
Palmer, Carson (QB), Southern California.....	2013-17
Rosen, Josh (QB), UCLA.....	2018
Rosenbach, Timm (QB), Washington State.....	1989-92
Scanlon, John (B), DePaul.....	1921

**4**

Anderson, Ed (E), Notre Dame (also wore #16, 22).....	1922-25
Barry, Norm (B), Notre Dame.....	1921
Dawson, Phil (K), Texas.....	2017-18
Dysert, Zac (QB), Miami (Ohio).....	2016
Feely, Jay (K), Michigan (also wore #3).....	2010-13
Hasselbeck, Tim (QB), Boston College.....	2007
King, Shaun (QB), Tulane.....	2004
Kole, Kevin (QB), Houston.....	2011-12
Loeb, Andy (P), Pittsburgh (also wore #2, 14).....	2017-22
Levy, Chuck (WR/RB/KR), Arizona.....	1994-95
Mahoney, Ike (B), Creighton.....	1925-28, '31

McGee, Bob (T), Santa Clara.....	1938
Moore, Rondale (WR), Purdue.....	2021-23
Reed, Joe (B), Louisiana State (also wore #16, 19).....	1937, '39
Tays, Jim (B), Penn State.....	1925

**5**

Barr, Mike (P), Rutgers.....	2007
Davis, Greg (K), Citadel.....	1991-96
Gillies, Fred (T), Cornell (also wore #10, 11).....	1920-28
Gonzalez, Zane (K), Arizona State.....	2018-20
Graham, Ben (P), Deakin (Australia).....	2008-11
Hogeboom, Gary (QB), Central Michigan.....	1989
Hurlburt, John (G), Chicago.....	1924-25
Koehler, Bob (G), Northwestern (also wore #14, 18, 19).....	1921-26
LaRosa, Paul (E), None.....	1920-21
May, Chad (QB), Kansas State.....	1996
Mitchell, Tywan (WR/TE), Minn. St.-Mankato (also wore #83).....	1999-01
Prater, Matt (K), Central Florida.....	2021-
Risvold, Ray (B), St. Edwards (Tex.).....	1927-28
Stanton, Drew (QB), Michigan State.....	2013-17

**6**

Bryan, Jon (B), Chicago.....	1922
Conner, James (RB), Pittsburgh.....	2021-
Crangle, John (B), Illinois.....	1923
Davey, Rohan (QB), Louisiana State.....	2005
Duncan, Tim (K), Oklahoma.....	2002-03
Hall, Max (QB), Brigham Young.....	2010-11
Halstrom, Bernie (B), Illinois.....	1920-21
Hill, Don (B), Stanford.....	1929
Hoyer, Brian (QB), Michigan State.....	2012
Illman, Ed (B), Montana.....	1928
Lamb, Rod (B), Lombard.....	1926-27, '33
Nedney, Joe (K), San Jose State.....	1997-99
Ranspot, Keith (E), Southern Methodist.....	1940
Thomas, Logan (QB), Virginia Tech.....	2014
Wedel, Dick (G), Wake Forest.....	1948
Wile, Matt (P), Michigan.....	2016

**7**

Angsman, Elmer (B), Notre Dame.....	1946-52
Arterburn, Elmer (B), Texas Tech.....	1954
Buerlein, Steve (QB), Notre Dame.....	1993-94
Catanzaro, Chandler (K), Clemson.....	2014-16
Dewell, Bill (E), Southern Methodist (also wore #41).....	1940-41, '45-49
Egan, Dick (E), Wilmington (also wore #9).....	1920-23
Esiason, Boomer (QB), Maryland.....	1996
Gabbert, Blaine (QB), Missouri.....	2017
Glennon, Mike (QB), North Carolina State.....	2018
Gramatica, Bill (K), South Florida.....	2001-03
Grant, Hugh (B), St. Mary's (Calif.).....	1928
Hall, John (B), Texas Christian (also wore #77).....	1940-41, '43
Hogan, Tom (T), Detroit.....	1926
Hundley, Brett (QB), UCLA.....	2019-20
Ivy, Frank (Pop), (E), Oklahoma (also wore #42, 51).....	1940-42, '45-47
Johnson, Ray (B), Denver.....	1940
Kupp, Craig (QB), Pacific Lutheran.....	1991

Leggett, Dave (B), Ohio State.....	1955
Leinart, Matt (QB), Southern California.....	2006-09
Marchibroda, Ted (QB), Detroit.....	1957
Murphy Jr., Byron (QB), Washington (also wore #33).....	2019-22
Nagel, Ray (B), UCLA.....	1953
Nagel, Ross (T), St. Louis.....	1942
Sachs, Len (E), Loyola (Ill.) (also wore #22).....	1920-23, '25
Strader, Norman "Red" (B), St. Mary's (Calif.).....	1927
Towns, Robert (DB), Georgia.....	1960
White, Kyzir (LB), West Virginia.....	2023-

**8 (Retired)**

Lawrence, Jim (B), Texas Christian (also wore #11, 30).....	1936-39
McHan, Lamar (QB), Arkansas.....	1954-58
McMahon, Byron (G), Cornell.....	1923
Trippuck, Frank (QB), Notre Dame.....	1950-52
Wilson, Larry (S), Utah (honored with number retirement).....	1960-72
Zoia, Clyde (G), Notre Dame (also wore #2).....	1920-23

**9**

Barkley, Matt (QB), Southern California.....	2015, '17
Boyd, Shane (RB), Kentucky.....	2006
Bradford, Sam (QB), Oklahoma.....	2018
Bucklin, Tom (B), Idaho.....	1927
Cowhig, Jerry (B), Notre Dame.....	1950
Dobbs, Joshua (QB), Tennessee.....	2023
Egan, Dick (E), Wilmington (also wore #7).....	1920-23
Foster, Ralph (T), Oklahoma A&M (also wore #60, 64, 77).....	1945-46
Johnson, Dirk (P), Northern Colorado.....	2008
Keenan, Sean (QB), Williams (Mass.).....	2000
McMahon, Jim (QB), Brigham Young.....	1994
Method, Russ (B), None.....	1929
Pancieri, Don (QB), San Francisco.....	1952
Quigley, Ryan (P), Boston College.....	2016
Sauter, Cory (QB), Minnesota.....	1998
Simmons, Isaiah (LB), Clemson (also wore #48).....	2020-22
Winslow, Ryan (P), Pittsburgh.....	2019
Zastudil, Dave (P), Ohio.....	2011-14

**10**

Atkinson, Jess (K), Maryland.....	1985
Beathard, Pete (QB), Southern California.....	1970-71
Buckeye, Garland (T), None (also wore #14).....	1920-24
Claypool, Ralph (C), Purdue (also wore #30).....	1925-26, '28
Donckers, Bill (QB), San Diego State.....	1976-77
Feagles, Jeff (P), Miami (Fla.).....	1994-97
Fisher, Ev (B), Santa Clara (also wore #40).....	1938-39
Garza, Sammy (QB), Texas-El Paso.....	1987
Gelbaugh, Stan (QB), Maryland.....	1991
Gillies, Fred (T), Cornell (also wore #5, 11).....	1920-28
Golden, Brittan (WR), West Texas A&M.....	2013-17
Hopkins, DeAndre (WR), Clemson.....	2020-22
Lee, John (K), UCLA.....	1986
McInerney, Arnie (C), Notre Dame (also wore #11, 12).....	1920-27
Player, Scott (P), Florida State.....	1998-06
Rector, Jamaica (WR), NW Missouri State.....	2007
Swider, Larry (P), Pittsburgh.....	1980



Vesser, John (E), Idaho (also wore #28, 36) ..... 1927-30-31  
 Williams, Chad (WR), Grambling State (also wore #16) ..... 2017-18  
 Woods, Josh (LB), Maryland ..... 2023  
 Zonlini, Lou (B), Notre Dame ..... 1940-41

## 11

Agee, Sam (B), Vanderbilt ..... 1938-39  
 Banonis, Vince (C), Detroit (also wore #32) ..... 1942, 46-50  
 Blake, Jeff (QB), East Carolina ..... 2003  
 Bojovic, Novo (K), Central Michigan ..... 1985  
 Bonner, Sherdrick (QB), California State-Northridge ..... 1999  
 Bulger, Chet (T), Auburn (also wore #70, 73) ..... 1942-43, 45-49  
 Elkins, Fatt (B), Marshall ..... 1939  
 Fitzgerald, Larry (WR), Pittsburgh ..... 2004-20  
 Francis, Gene (B), Chicago ..... 1926  
 Gillies, Fred (T), Cornell (also wore #5, 10) ..... 1920-28  
 Gilmore, Bryan (WR), Midwestern St. (Tex.) (also wore #86) ..... 2000-03  
 Graham, Kent (QB), Ohio State ..... 1996-97  
 Hock, John (T), Santa Clara ..... 1950  
 Horne, Greg (P), Arkansas ..... 1987-88  
 Humphrey, Buddy (QB), Baylor ..... 1963-65  
 Joyce, Don (T), Tulane (also wore #71) ..... 1951-53  
 Kasper, Kevin (WR), Iowa (also wore #82) ..... 2002-03  
 Lawrence, Jim (B), Texas Christian (also wore #8, 30) ..... 1936-39  
 McInerney, Arnie (C), Notre Dame (also wore #10, 12) ..... 1920-27  
 Moynihan, Tim (C), Notre Dame (also wore #40) ..... 1932-33  
 Nevers, Ernie (B), Stanford (also wore #44) ..... 1929-31  
 O'Donoghue, Neil (K), Auburn ..... 1980-85  
 Purdin, Cal (B), Tulsa ..... 1943  
 Rooney, Bill (C), None ..... 1929  
 Rundquist, Elmer (T), Illinois ..... 1922  
 Schroeder, Jay (QB), UCLA ..... 1994  
 Schubert, Eric (K), Pittsburgh ..... 1986  
 Shaw, Dennis (QB), San Diego State ..... 1974-75  
 Tinsley, Gaynell (E), Louisiana State (also wore #31, 49) ..... 1937-38, 40  
 Weller, Ray (T), Nebraska ..... 1926-27  
 Widerquist, Chet (T), Washington & Jefferson ..... 1926-28

## 12

Braidwood, Charles (E), Tennessee-Chattanooga ..... 1932  
 Brown, John (WR), Pittsburg State ..... 2014-17  
 Brunner, Scott (QB), Delaware ..... 1985  
 Carpenter, Chad (WR), Washington State ..... 1997-99  
 Carrell, Duane (P), Florida State ..... 1977  
 Cooper, Pharoah (WR), South Carolina ..... 2018-19  
 Davidson, Joe (G), Colgate ..... 1928  
 Gillikin, Blake (P), Penn State ..... 2023  
 Johnson, Charles (QB), New Mexico State ..... 1961-69  
 Kassel, Charles (E), Illinois (also wore #43) ..... 1929-33  
 Keithley, Gary (QB), Texas-El Paso ..... 1973-75  
 Larson, Paul (QB), California ..... 1957  
 Leonard, John (T), Indiana (also wore #19) ..... 1922-23  
 Little, Steve (P/K), Arkansas ..... 1978-80  
 Mackey, Kyle (QB), East Texas State ..... 1984  
 McCown, Josh (QB), Sam Houston State ..... 2002-05  
 McCoy, Colt (QB), Texas ..... 2021-22  
 McInerney, Arnie (C), Notre Dame (also wore #10, 11) ..... 1920-27  
 Murphy, Bill (G), Washington (Mo.) (also wore #25) ..... 1940-41  
 Nisbet, Dave (E), Washington ..... 1933  
 Pardonner, Earl (B), Purdue ..... 1934-35  
 Rattay, Tim (QB), Louisiana Tech ..... 2007  
 Roach, John (QB), Southern Methodist ..... 1956, 59-60  
 Roberts, Andre (WR), The Citadel ..... 2010-13  
 Romanik, Steve (G), Villanova ..... 1953-54  
 Russell, Doug (B), Kansas State (also wore #32, 33) ..... 1934-39  
 Swanson, Evar (E), Lombard ..... 1925-27  
 Stanley, Chad (P), Stephen F. Austin ..... 2001  
 Tipton, Gregg (QB), Hawaii ..... 1987  
 Tyler, Pete (B), Hardin-Simmons ..... 1937-38  
 Vaughan, Charles (B), Tennessee ..... 1936  
 Vokaty, Otto (B), Heidelberg ..... 1933  
 Zelencik, Frank (T), Oglethorpe ..... 1939

## 13

Brown, Jaron (WR), Clemson ..... 2013-17  
 Chamberlin, Guy (C), Nebraska ..... 1927  
 Clark, Kei'Trel (CB), Louisville ..... 2023-  
 Crowder, Earl (B), Oklahoma ..... 1939  
 Gallery, Jim (K), Minnesota ..... 1987  
 Jacke, Chris (K), Texas-El Paso ..... 1998-99  
 Kirk, Christian (WR), Texas A&M ..... 2018-21  
 Maynard, Don (WR), Texas-El Paso ..... 1973  
 Warner, Kurt (QB), Northern Iowa ..... 2005-09

## 14

Buckeye, Garland (T), None (also wore #10) ..... 1920-24  
 Byrd, Damiere (WR), South Carolina ..... 2019  
 Cayer, Greg (P), Tennessee-Chattanooga ..... 1986-87  
 Cherry, Ed (B), Hardin-Simmons ..... 1938-39  
 Cuff, Ward (B), Marquette ..... 1946  
 Drake, Kevin (WR), Alabama-Birmingham ..... 1998  
 Etoheverry, Sam (QB), Denver ..... 1961-62  
 Folz, Art (B), Chicago (also wore #17) ..... 1923-25  
 Greisen, Chris (QB), Northwest Missouri State ..... 1999-01  
 Koehler, Bob (G), Northwestern (also wore #5, 18, 19) ..... 1921-26  
 Lee, Andy (P), Pittsburgh (also wore #2, 4) ..... 2017-22  
 Lindley, Ryan (QB), San Diego State ..... 2012-14  
 Loyd, Mike (QB), Missouri Southern State ..... 1979-80  
 Madden, Lloyd (B), Colorado Mines ..... 1940  
 Marelli, Ray (G), Notre Dame ..... 1928  
 Marquardt, John (E), Illinois ..... 1921  
 McIvor, Rick (QB), Texas ..... 1984-85  
 Nelson, J.J. (WR), Alabama-Birmingham ..... 2015-18

Newhouse, Reggie (WR), Baylor (also wore #87) ..... 2003-05  
 Nofsinger, Terry (QB), Utah ..... 1965-66  
 Roberts, Hal (P), Houston ..... 1974  
 Slater, Fred (T), Iowa (also wore #47, 91) ..... 1926-31  
 Watkins, Todd (WR), Brigham Young ..... 2006  
 Williams, Kevin (WR), Miami (Fla.) (also wore #84) ..... 1997  
 Williams, Stephen (WR), Toledo (also wore #18) ..... 2010-11  
 Wilson, Michael (WR), Stanford ..... 2023-

## 15

Ammendola, Matt (K), Oklahoma State ..... 2022  
 Blanchard, Cary (K), Oklahoma State ..... 2000-01  
 Blankenship, Rodrigo (K), Georgia ..... 2022  
 Blumer, Herb (E), Missouri (also wore #17, 20) ..... 1925-30, 33  
 Breaston, Steve (WR), Michigan ..... 2007-10  
 Bruckner, Les (B), Michigan State ..... 1945  
 Case, Stoney (QB), New Mexico ..... 1995-98  
 Christman, Paul (QB), Missouri (also wore #44) ..... 1945-49  
 Cooney, Nolan (P), Syracuse ..... 2023  
 Cooper, Pharoah (WR), South Carolina (also wore #12) ..... 2018-19, 22  
 Crabtree, Michael (WR), Texas Tech ..... 2019  
 Cuzzo, Gary (QB), Virginia ..... 1972  
 Curran, Harry (B), Boston College ..... 1920-21  
 Curzon, Harry (B), None ..... 1928  
 Dupre, Malachai (WR), Louisiana State ..... 2018  
 Floyd, Michael (WR), Notre Dame ..... 2012-16  
 Holiday, Carlyle (WR), Notre Dame ..... 2005-06  
 Houghton, Jerry (T), Washington State ..... 1951  
 Lomax, Neil (QB), Portland State ..... 1981-89  
 Mohardt, John (B), Notre Dame (also wore #2) ..... 1922-23  
 Parker, Buddy (B), Centenary ..... 1937-43  
 Parsons, Preston (QB), Northern Arizona ..... 2002-03  
 Pisarkiewicz, Steve (QB), Missouri ..... 1977-79  
 Springsteen, Bill (E), Lehigh (also wore #18) ..... 1927-28  
 Spurlock, Micheal (WR), Mississippi ..... 2006  
 Streveler, Chris (QB), South Dakota ..... 2020-21  
 Tune, Clayton (QB), Houston ..... 2023-  
 Vizcaino, Tristan (K), Washington ..... 2022  
 Wyche, Sam (QB), Furman ..... 1976  
 Zimny, Bob (T), Indiana (also wore #63) ..... 1945-49

## 16

Adams, Henry (C), Pittsburg ..... 1939  
 Anderson, Ed (E), Notre Dame (also wore #4, 22) ..... 1922-25  
 Austin, Kent (QB), Mississippi ..... 1986  
 Brennan, Willis (T), None (also wore #18, 19) ..... 1920-27  
 Buck, Mike (QB), Maine ..... 1995  
 Camarillo, Rich (P), Washington ..... 1989-93  
 Chisena, Dan (WR), Penn State ..... 2023-  
 Erickson, Mickey (C), Northwestern ..... 1930-31  
 Hill, King (QB), Rice ..... 1960-69  
 Knight, Charles (C), None ..... 1920-21  
 Lisch, Rusty (QB), Notre Dame ..... 1980-84  
 Navarre, John (QB), Michigan ..... 2004-06  
 Plasman, Dick (E), Vanderbilt ..... 1946-47  
 Plummer, Jake (QB), Arizona State ..... 1997-02  
 Ross, Jeremy (WR), California ..... 2016  
 Sheffield, Trent (WR), Vanderbilt ..... 2018-20  
 Van Galder, Tim (QB), Iowa State ..... 1972-74  
 Williams, Chad (WR), Grambling State (also wore #10) ..... 2017-18  
 Williams, Teddy (WR), Texas-San Antonio ..... 2013

## 17

Arapostathis, Evan (P/K), Eastern Illinois ..... 1986  
 Berger, Mitch (P), Colorado ..... 2007  
 Blough, David (QB), Purdue ..... 2022  
 Blumer, Herb (E), Missouri (also wore #15, 20) ..... 1925-30, 33  
 Brown, Dave (QB), Duke ..... 1998-2001  
 Butler, Hakeem (WR), Iowa State ..... 2019  
 Butts, Ed (B), Chico State (also wore #3) ..... 1929  
 Byrd, LaRon (WR), Miami (Fla.) ..... 2012-13  
 Chandler, Chris (QB), Washington ..... 1991-93  
 Compton, Ogdan (QB), Hardin-Simmons ..... 1955  
 Del Greco, Al (K), Auburn ..... 1987-90  
 Folz, Art (B), Chicago (also wore #14) ..... 1923-25  
 Hanlon, Bob (B), Loras ..... 1948  
 Hart, Jim (QB), Southern Illinois ..... 1966-83  
 Isabella, Andy (WR), Massachusetts (also wore #89) ..... 2019-22  
 Jones, Onrea (WR), Hampton ..... 2010  
 Krieg, Dave (QB), Milton ..... 1995  
 Kuharich, Joe (G), Notre Dame (also wore #88) ..... 1940-41, 45  
 Larson, Fred (C), Notre Dame ..... 1929  
 Lauro, Lin (B), Pittsburgh ..... 1951  
 Mason, Joel (E), Western Michigan ..... 1939  
 Merkovsky, Elmer (T), Pittsburgh ..... 1944  
 Montgomery, Ralph (T), Centre ..... 1923  
 Nolan, Earl (T), Arizona ..... 1937-38  
 Parker, Ezekiel (WR), Louisville ..... 2002  
 Randolph, Clare (C), Indiana ..... 1930  
 Rexer, Freeman (E), Tulane (also wore #62, 63) ..... 1943, 45  
 Reynolds, Mack (QB), Louisiana State ..... 1958-59  
 Root, Jim (QB), Miami (Ohio) ..... 1953, 56  
 Ryzdzewski, Frank (T), Notre Dame ..... 1921  
 Schneidman, Herman (B), Iowa ..... 1940  
 Stuckey, Chansi (WR), Clemson ..... 2011  
 Swartz, Chris (QB), Morehead State ..... 1994  
 Tolliver, Jalen (WR), Arkansas-Monticello ..... 2018  
 Waldron, Austin (G), Gonzaga ..... 1927

## 18

Albert, Sergio (K), U.S. International ..... 1974  
 Babarsky, Al (T), Fordham (also wore #24, 46) ..... 1938-39, 41-42  
 Birdsong, Carl (P), Southwestern Oklahoma State ..... 1981-85  
 Brennan, Willis (T), None (also wore #16, 19) ..... 1920-27

Bundy, Marquis (WR), New Mexico ..... 2016  
 Currian, Don (E), Boston College (also wore #54) ..... 1943  
 Ellis, Walt (T), Detroit ..... 1926-27  
 Gainer, Charles (E), North Dakota ..... 1939  
 Green, A.J. (WR), Georgia ..... 2021-22  
 Harmon, Ham (C), Tulsa ..... 1937  
 Holm, Bernie (B), Alabama ..... 1932  
 Hughes, Bernie (C), Oregon ..... 1934-36  
 Jackson, John (WR), Southern California (also wore #80) ..... 1990-92  
 Kiesling, Walt (G), St. Thomas (Minn.) (also wore #19, 49) ..... 1929-33  
 Kiley, Roger (E), Notre Dame ..... 1923  
 Koehler, Bob (G), Northwestern (also wore #5, 14, 18, 19) ..... 1921-26  
 Komar, Max (WR), Idaho ..... 2010  
 Knox, Kevin (WR), Florida State (also wore #82) ..... 1994  
 Larson, Lou (B), None ..... 1929  
 Manges, Mark (QB), Maryland ..... 1978  
 McCullough, Andy (WR), Tennessee ..... 1998-99  
 Moe, Hal (B), Oregon State ..... 1933  
 Mulleneaux, Lee (C), Arizona ..... 1938  
 Ojulari, BJ (LSU) ..... 2023-  
 Petrovich, George (T), Texas ..... 1949-50  
 Schwartz, Elmer (B), Washington State ..... 1932  
 Soliday, Jake (WR), Northern Iowa ..... 2002  
 Springsteen, Bill (E), Lehigh (also wore #15) ..... 1927-28  
 Stoudt, Cliff (QB), Youngstown State ..... 1986-88  
 Taylor, Kerry (WR), Arizona State ..... 2012-13  
 Wallner, Fred (G), Notre Dame (also wore #61, 68) ..... 1951-52, 54-55  
 Williams, Stephen (WR), Toledo (also wore #14) ..... 2010-11

## 19

Agudosi, Carlton (WR), Rutgers ..... 2017  
 Brennan, Willis (T), None (also wore #16, 18) ..... 1920-27  
 Ginn Jr., Ted (WR), Ohio State ..... 2014  
 Halloran, Shawn (QB), Boston College ..... 1987  
 Hubert, Chris (WR), Fayetteville State ..... 2016  
 Jenkins, MarJay (WR), Nebraska-Omaha (also wore #82) ..... 1999-02  
 Johnson, KeeSean (WR), Fresno State ..... 2019-20  
 Kiesling, Walt (G), St. Thomas (Minn.) (also wore #18, 49) ..... 1929-33  
 Killiker, Lyons (G), None ..... 1928  
 Koehler, Bob (G), Northwestern (also wore #5, 14, 18, 19) ..... 1921-26  
 Leonard, John (T), Indiana (also wore #12) ..... 1922-23  
 Lillard, Joe (B), Oregon State ..... 1932-33  
 Long, Lance (WR), Mississippi State ..... 2009  
 May, Bill (B), Louisiana State ..... 1937-38  
 McCoy, LeRon (WR), Indiana (PA) ..... 2005-06  
 McSorley, Trace (QB), Penn State ..... 2021-22  
 Mehringer, Pete (T), Kansas (also wore #23) ..... 1934-36  
 Murphy, Jim (B), St. Thomas (Minn.) ..... 1928  
 Poole, Nathan (WR), Marshall (also wore #89) ..... 2001-03  
 Reed, Joe (B), Louisiana State (also wore #4, 16) ..... 1937, 39  
 Rucinski, Ed (E), Indiana (also wore #51) ..... 1943-46  
 Sacca, Tony (QB), Penn State ..... 1992-93  
 Skelton, John (QB), Fordham ..... 2010-12  
 Smith, Charles (B), Georgia ..... 1947  
 Spiller, Phil (DB), California State-Los Angeles ..... 1967  
 Tupa, Tom (QB/P), Ohio State ..... 1988-91  
 Underwood, John (G), None ..... 1929  
 Williams, Jake (T), Texas Christian (also wore #42) ..... 1929-33  
 Wood, Mike (P/K), Southeast Missouri State ..... 1978-79

## 20

Anderson, Damien (RB), Northwestern (also wore #22) ..... 2002-05  
 Auer, Howard (T), Michigan ..... 1933  
 Bailey, Claron "Monk" (DB), Utah ..... 1964-65  
 Bailey, Johnny (RB/KR), Texas A&I ..... 1992-93  
 Barber, Mike (WR), Marshall ..... 1989  
 Barnes, Mike (DB), Texas-Arlington ..... 1967-68  
 Bell, Gordon (RB), Michigan ..... 1978-79  
 Blumer, Herb (E), Missouri (also wore #15, 17) ..... 1925-30, 33  
 Brock, Sr., Tramaime (CB), Minnesota (Belhaven) ..... 2019  
 Brown, Ralph (CB), Nebraska ..... 2007-09  
 Bucannon, Deone (SLB), Washington State (also wore #36) ..... 2014-18  
 Cason, Antoine (CB), Arizona ..... 2013  
 Chappell, Leon (G), None ..... 1920-21  
 Coffee, Jim (B), Louisiana State ..... 1937-38  
 Cross, Bill (B), West Texas State (also wore #90) ..... 1951-53  
 Curtis, Travis (FS), West Virginia ..... 1987-88  
 Dwyer, Jonathan (RB), Georgia Tech ..... 2014  
 Farr, Miller (DB), Wichita State ..... 1970-72  
 Goble, Les (B), Alfred ..... 1954-55  
 Hall, Ken (RB), Texas A&M ..... 1959, '61  
 Jefferson, A.J. (CB), Fresno State ..... 2010-11  
 Kenneally, George (G), St. Bonaventure ..... 1930  
 Kirkpatrick, Dre (CB), Alabama ..... 2020  
 Lewis, Woodley (B), Oregon ..... 1956-59  
 Moore, Ronald (RB), Pittsburg State (Kan.) (also wore #30) ..... 1993-94, '97  
 Neuman, Bob (E), Illinois Wesleyan ..... 1934-36  
 Oliver, Clancy (CB), San Diego State ..... 1973  
 Ramsey, Garrard (G), William & Mary ..... 1946-51  
 Reid, Lamont (CB), North Carolina State (also wore #23) ..... 2005  
 Robl, Hal (B), Wisconsin State-Oshkosh ..... 1945  
 Sensibaugh, Mike (S), Ohio State ..... 1972-77  
 Vodicka, Joe (B), None ..... 1945  
 Waters, Andre (S), Cheyney State ..... 1994  
 Willard, Ken (RB), North Carolina ..... 1974  
 Wilson, Marco (CB), Florida ..... 2021-23

## 21

Abdullah, Hamza (S), Washington State (also wore #23, 41) ..... 2009-11  
 Beal, Norm (DB), Missouri ..... 1962  
 Blackwell, Hal (B), South Carolina ..... 1945  
 Bohlmann, Frank (G), Marquette ..... 1942





Borders, Breon (CB), Duke	2021
Campbell, Bill (G), Oklahoma (also wore #53)	1945-49
Davis, Cedric (CB), Tennessee State	1995
Davis, Dexter (DB), Clemson (also wore #48)	1991-93
Dowling, Pat (E), DePaul	1929
Eaton, Tracey (S), Portland State	1990
Greene, Ed (E), Loyola (Ill.)	1926-27
Hardy, Jim (B), Southern California (also wore #22, 24)	1949-51
Hill, Renaldo (CB), Michigan State (also wore #45)	2001-04
Horstmann, Roy (B), Purdue (also wore #42)	1934
Jackson, Mark (CB), Abilene Christian	1987
Johnson, Al (B), Kentucky	1939-41
Keane, Tom (B), West Virginia	1955
Kingery, Ellsworth (B), Tulane	1954
Malloy, Les (B), Loyola (Ill.)	1931-33
Metcall, Eric (WR/KR), Texas	1998
Metcall, Terry (RB), California State-Long Beach	1973-77
Miniefield, Kevin (DB), Arizona State	1997
Mullen, Trayvon (CB), Clemson	2022
Pangle, Hal (B), Oregon State	1935-38
Peterson, Patrick (CB), Louisiana State	2011-20
Robnett, Marshall (G), Texas A&M (also wore #43)	1943, '45
Rolle, Antrel (CB/S), Miami	2005-09
Sandifer, Dan (B), Louisiana State	1923-25
Sears, Jim (DB), Southern California	1954, '57-58
Sandifer, Dan (B), Louisiana State	1923-25
Stief, Dave (WR), Portland State (also wore #84)	1978-82
Stovall, Jerry (DB), Louisiana State	1963-71
Tinsley, Jess (T), Louisiana State (also wore #31)	1929-33
Whitman, Laverne (B), Tulsa	1951-53
Williams, Clarence (RB), Michigan	1999-2000
Williams, Garrett (CB), Syracuse	2023
Williams, James (CB), Fresno State	1994
Yeisley, Don (E), None	1927-28

<b>22</b>	
Anderson, Damien (RB), Northwestern (also wore #20)	2002-05
Anderson, Ed (E), Notre Dame (also wore #4, 16)	1922-25
Baker, Conway (T), Centenary	1936-43, '45
Burl, Alex (B), Colorado A&M	1956
Butler, Crezdon (CB), Clemson (also wore #32)	2011-12
Carter, Dyshod (CB), Kansas State (also wore #38)	2004-05
Carter, Michael (RB), North Carolina	2023
Chachere, Andre (CB), San Jose State	2019
Duerson, Dave (DB), Notre Dame	1991-93
Gault, Prentice (RB), Oklahoma	1961-67
Gay, William (CB), Louisville	2012
Gehrke, Fred (B), Utah	1950
Gordon, Lou (T), Illinois	1930-35
Hardy, Jim (B), Southern California (also wore #21, 24)	1949-51
Higgs, Mark (RB), Kentucky	1994-95
Jackson, Charley (B), Southern Methodist	1958
Jefferson, Tony (S), Oklahoma	2013-16
Kay, Bill (DB), Purdue	1984
Knight, Tom (CB), Iowa (also wore #24)	1997-2001
Logan, T.J. (RB), North Carolina	2017-18
Malouf, Ray (B), Southern Methodist (also wore #78, 98)	1941, '46-48
Paul, Don (DB/HB), Washington State (also wore #37)	1950-53
Sachs, Len (E), Loyola (Ill.) (also wore #7)	1920-23, '25
Smith, Emmitt (RB), Florida	2003-04
Starks, Duane (CB), Miami (Fla.) (also wore #28)	2002-04
Thompson, Deionte (S), Alabama (also wore #35)	2019-22
Wallace, K'Von (S), Clemson	2023
Ware, Matt (CB/S), UCLA	2006-10
Wehrli, Roger (CB), Missouri	1969-82
Williams, Ty'Son (RB), BYU	2022
Wilson, Adrian (SS), North Carolina State (also wore #24)	2001-12
Zenner, Zach (RB), South Dakota State	2019

<b>23</b>	
Abdullah, Hamza (S), Washington State (also wore #21, 41)	2009-31
Alford, Robert (CB), Southeastern Louisiana	2019-21
Benwikere, Bene (CB), San Jose State	2018
Blaziere, Tony (T), Illinois Wesleyan	1935-40
Bradford, Ronnie (CB), Colorado	1996
Butler, John (B), Tennessee	1944
Clement, Corey (RB), Wisconsin	2022-23
Clement, John (B), Southern Methodist	1941
Fleming, Jamell (CB), Oklahoma	2012-13
Granger, Charles (G/T), Southern	1961
Grice, Marion (RB), Arizona State	2014
Hearst, Garrison (RB), Georgia	1993-95
Hunter, Darrell (CB), Miami (Ohio)	2006
Johnson, Chris (RB), East Carolina	2015-17
McBride, Trumaine (CB), Mississippi	2010
McCann, Bryan (S), Southern Methodist	2013
McGee, Dell (CB), Auburn (also wore #24)	1996-98
Mehring, Pete (T), Kansas (also wore #19)	1934-36
Pamore, Bob (RB), Florida A&M	1963-64
Perrin, Benny (FS), Alabama	1982-85
Peterson, Adrian (RB), Oklahoma	2017
Reid, Lamont (CB), North Carolina State (also wore #20)	2005
Rhinehart, Coby (DB), Southern Methodist	1999-03
Roland, Johnny (RB), Missouri	1966-72
Scott, Ed (FS), Grambling	1987
Speegle, Cliff (G), Oklahoma (also wore #64)	1945
Stone, Ken (DB), Vanderbilt	1977-80
Thurman, Dennis (FS), Southern California	1986
Turner, Marcus (DB), UCLA	1989-91
Walls, Raymond (CB), Southern Mississippi	2005
Whalen, Bill (T), None	1920-24

<b>24</b>	
Babartsky, Al (T), Fordham (also wore #18, 46)	1938-39, '41-42
Baker, Roy (B), Southern California	1929-30
Bates, Mario (RB), Arizona State	1998-99
Brosky, Al (B), Illinois	1954
Brown, Terry (DB), Oklahoma State	1969-70
Carr, Jim (B), Morris Harvey	1955, '57
Cochran, John (B), Wake Forest	1947-50
Collins, Paul (B), Missouri	1945
Creighton, Milan (E), Arkansas (also wore #25)	1931-37
Currie, Herschel (DB), Oregon State	1994
Hardy, Jim (B), Southern California (also wore #21, 22)	1949-51
Hunter, Patrick (CB), Nevada	1995
Hust, Al (E), Tennessee	1946
Kellogg, Clarence (B), St. Mary's (Calif.)	1936
Knight, Tom (CB), Iowa (also wore #22)	1997-2001
Kuzman, John (T), Fordham	1941
McCarthy, John (B), St. Francis	1944
McGee, Dell (CB), Auburn (also wore #23)	1996-98
Morris, Wayne (RB), Southern Methodist	1976-83
O'Connor, Dan (G), Georgetown	1920-24
Olson, Carl (T), UCLA	1942
Patrick, Frank (B), Pittsburgh	1938-39
Psaltis, Jim (B), Southern California	1953, '55
Reynolds, John (C), Baylor	1937
Sitko, Emil (B), Notre Dame	1951-52
Stacy, William (DB), Mississippi State	1959-63
Thomas V, Starling (CB), Alabama-Birmingham	2023
Watkins, Bob (B), Ohio State	1958
Williams, Darrel (RB), LSU	2022
Wilson, Adrian (S), North Carolina State (also wore #22)	2001-12
Wolfley, Ron (RB), West Virginia	1985-91

<b>25</b>	
Bakken, Jim (K), Wisconsin	1962-78
Bausby, De'Vante (CB), Pittsburg St.	2020
Belden, Charles (B), St. Mary's (Calif.) (also wore #39)	1929-31
Blair, Stanley (CB), Southeastern Oklahoma State	1990
Blount, Eric (RB/KR), North Carolina	1992-93
Brooks, Carlos (DB), Bowling Green	1995
Bryant, Christian (S), Ohio State	2016
Chavous, Corey (DB), Vanderbilt	1998-2001
Christian, Marqui (S), Midwestern State	2016
Clark, Beryl (B), Oklahoma	1940
Collins, Zaven (LB), Tulsa	2021
Creighton, Milan (E), Arkansas (also wore #24)	1931-37
Dowell, Gwyn (B), Texas Tech	1935-36
Eckl, Bob (T), Wisconsin (also wore #46)	1945
Goss, Jason (CB), Texas Christian	2003
Green, Roy (DB/WR), Henderson State (also wore #81)	1979-90
Green, Eric (CB), Virginia Tech	2005-08
Greene, Frank (B), Tulsa	1934
Higgins, Jim (G), Trinity Texas	1941
Jones, Chris (CB), Nebraska	2018-19
Joseph, Johnathan (CB), South Carolina	2020
Koken, Mike (B), Notre Dame	1933
Krejci, Joe (E), Peru State (Ind.)	1934
McAfee, Fred (RB), Mississippi College	1994
McFadden, Bryant (CB), Florida State	2009
Mitchell, Roland (CB), Texas Tech	1988-89
Moore, Bill (B), Loyola (La.)	1932
Murphy, Bill (G), Washington (Mo.) (also wore #12)	1940-41
Neill, Jim (B), Texas Tech	1939
Nolan, Dick (B), Maryland	1958
Norton, Jerry (DB), Southern Methodist	1959-61
Ohalette, Ifeanyi (FS), Southern California	2004
Powers, Jerrard (CB), Auburn	2013-15
Prentice, Travis (RB), Miami (Ohio)	2002
Rhodes, Kerry (FS), Louisville	2010-12
Schillinger, Andy (WR), Miami (Ohio)	1988-89
Sims, Ken (CB), Iowa	1987
Williams, Tramon (CB), Louisiana Tech	2017

<b>26</b>	
Apolskis, Ray (T), Marquette (also wore #69, 75) 1941-42, '45-50	1941-42, '45-50
Benjamin, Eno (RB), Arizona State	2020-22
Bogue, George (B), Stanford	1930
Brown, J.B. (DB), Maryland	1998
Cecil, Chuck (FS), Arizona	1993
Colbert, Rony (DB), Lamar	1977
Cook, Dave (B), Illinois	1934-36
Crump, Dwayne (DB), Fresno State	1973-76
Dougherty, Phil (C), Santa Clara	1938
Downs, Michael (FS), Rice	1989
Field, Amod (WR), Montclair State	1990-91
Fisher, Mike (WR), Baylor	1981
Handler, Phil (G), Texas Christian (also wore #32, 46)	1930-36
Heidel, Jimmy (DB), Mississippi	1966
Hood, Roderick (CB), Auburn	2007-08
Hultz, George (DT), Southern Mississippi	1962
Jackson, Josh (CB), Iowa	2022
Johnson, Rashad (S), Alabama (also wore #49)	2009-15
Jones, Thomas (RB), Virginia	2000-02
Jones, Tony (DB), Syracuse (also wore #37)	1995
Latourette, Chuck (DB/P), Rice	1967-68, 70-71
Ledbetter, Homer (B), Arkansas	1932-33
Lott, Thomas (RB), Oklahoma	1979
Lyles, Lester (FS), Virginia	1988
McDaniel, Emmanuel (CB), East Carolina	2003
Miller, Milford (G), Chadron State	1936-37
Price, Bobby (CB), Norfolk State	2023
Price, Mitchell (DB), Tulane	1992
Schmitt, George (S), Delaware	1983

Smith, Ben (DB), Georgia	1995-96
Smith, George (B), Villanova	1943
Steinbach, Larry (T), St. Thomas (Minn.)	1931-33
Tate, Robert (CB), Cincinnati	2004-06
Wells, Beanie (RB), Ohio State	2009-12
Williams, Brandon (CB), Texas A&M	2016-19

<b>27</b>	
Adams, Michael (CB), Louisiana-Lafayette	2007-12
Allen, Carl (DB), Southern Mississippi	1977-82
Branch, Tyvon (S), Connecticut	2016-17
Diehl, Charles (G), Idaho	1930-31
Dugan, Len (C), Wichita (also wore #46, 48)	1937-39
Eason, Nijrel (DB), Arizona State	2002
Hairston, Nate (CB), Temple	2022
Howard, Ty (CB), Ohio State (also wore #29)	1997-98
Johnson, Gregory (SS), Oklahoma State	1987
Johnson, Leonard (CB), Iowa State	2018
Lokanc, Joe (G), Northwestern	1941
Macklin, David (CB), Penn State	2004-06
Martin, Glen (B), Southern Illinois	1932
Mayes, Tony (FS), Kentucky	1987
Moss, Eddie (RB), Southeast Missouri State	1973-76
Nelson Jr, Robert (CB), Arizona State	2015
Oldham, Chris (DB), Oregon	1991, '92, '93-94
Paul, Tito (DB), Ohio State	1995-97
Peterson, Kevin (CB), Oklahoma State	2019-20
Shivers, Roy (RB), Utah State	1966-72
Taylor, Curtis (S), Louisiana State	2013
Taylor, Jay (CB), San Jose State	1989-92
Tipton, Howard (B), Southern California (also wore #34)	1933-37
White, Corey (CB), Samford	2015
Wilson, Divaad (CB), Central Florida	2023

<b>28</b>	
Arrington, J.J. (RB), California	2005-08
Bennett, Tommy (S), UCLA	1996-2000
Berry, Gil (B), Illinois	1935
Bethel, Justin (CB), Presbyterian (also wore #31)	2012-17
Bonelli, Ernie (B), Pittsburgh	1945
Carter, Ross (G), Oregon	1936-39
Ciccone, Ben (C), Duquesne	1942
Evans, Dick (E), Iowa (also wore #35)	1940-43
Farmer, Ted (RB), Oregon	1978
Flenniken, Max (B), Geneva	1930
Giblin, Robert (DB), Houston	1977
Griffith, Homer (B), Southern California (also wore #33)	1934
Jeffery, Tony (RB), Texas Christian	1988
Knight, Quwantraz (S), UCLA	2023
Lainhart, Porter (B), Washington State	1933
Lofton, Steve (DB), Texas A&M (also wore #42)	1991-93
Mendenhall, Rashard (RB), Illinois	2013
Nesbitt, Dick (B), Drake (also wore #47)	1933
Nichols, Deatrick (CB), South Florida (also wore #39)	2018
Ogden, Ray (FL), Alabama	1965-66
Pittman, Charlie (RB), Penn State	1970
Rankin, Walt (B), Texas Tech (also wore #40, 42, 63)	1941, '43, '45-47
Rashad, Ahmad (WR), Oregon	1972-73
Shaw, Jesse (G), Southern California	1931
Starks, Duane (CB), Miami (Fla.) (also wore #22)	2002-04
Stringer, Scott (DB), California	1974
Taylor, Jamar (CB), Boise State	2018
Toler, Greg (CB), Saint Paul's (Va.)	2009-12
Toscani, Frank (B), St. Mary's (Calif.)	1932
Vesser, John (E), Idaho (also wore #10, 36)	1927, '30-31
Washington, Charles (S), Fresno State	2019-22

<b>29</b>	
Boyd, Kris (CB), Texas	2023
Britton, Earl (B), Illinois	1929
Bush, Michael (RB), Louisville	2014
Carter, Joe (E), Southern Methodist	1945
Clemons, Chris (S), Clemson	2014-15
Cosner, Don (B), Montana State	1939
Doyle, Ted (E), Nebraska	1944
Edmonds, Chase (RB), Fordham (also wore #2)	2018-21
Harris, Quentin (S), Syracuse	2002-05
Hobley, Lifford (DB), Louisiana State	1985
Holloway, Johnny (CB), Kansas	1987
Holman, Scott (WR), Oregon	1986
Howard, Ty (CB), Ohio State (also wore #27)	1997-98
Keys, Brady (DB), Colorado State	1966
Lynch, Lorenzo (DB), California State-Sacramento	1990-95
Martin, John (B), Oklahoma	1941-44
McDonnell, Mickey (B), None (also wore #44)	1925-30
Murrell, Adrian (RB), West Virginia	1998-99
Rodgers-Cromartie, Dominique (CB), Tennessee State	2008-10
Shelley, Dex (B), Texas	1932
Simon, Tharold (CB), Louisiana State	2016
Smith, Alfonso (RB), Kentucky (also wore #46)	2010-13
Taylor, Chester (RB), Toledo	2011
Ward, Jonathan (RB), Central Michigan (also wore #38)	2020-22
Williams, Damien (RB), Oklahoma	2023
Williams, Gerald (CB), Langston	1980
Wood, Bob (T), Alabama	1940
Zamort, Ronald (CB), Western Michigan	2017

<b>30</b>	
Allen, Ed (E), Creighton	1928
Ayanbadejo, Obafemi (FB), San Diego State	2004-06
Boyd, Bill (B), Westminster (Mo.)	1930-31
Bradley, Bill (DB), Texas	1977





Bradley, Hal (G), Iowa ..... 1928  
 Brown, Lance (DB), Indiana ..... 1995-96  
 Bryant, Charlie (RB), Allen (S.C.) ..... 1966-67  
 Chisick, Andy (C), Villanova ..... 1940-41  
 Claypool, Ralph (C), Purdue (also wore #10) ..... 1925-26, '28  
 Davis, Jalen (CB), Utah State ..... 2019-20  
 Green, Marshay (CB), Mississippi ..... 2011  
 Feaster, Tavien (RB), South Carolina ..... 2021  
 Finn, Bernie (B), Holy Cross ..... 1932  
 Ford, Rudy (S/CB), Auburn ..... 2017-18  
 Hammond, Gary (WR), Southern Methodist ..... 1973-76  
 Hansen, Cliff (B), Luther ..... 1933  
 Hinchman, Hub (B), Butler (also wore #32) ..... 1933-34  
 Ingram, Keatonay (RB), USC ..... 2022-23  
 Lawrence, Jim (B), Texas Christian (also wore #8, 11) ..... 1936-39  
 Little, David (TE), Middle Tennessee State ..... 1990  
 McElroy, Leeland (RB), Texas A&M ..... 1996-97  
 Mitchell, Stump (RB), Citadel ..... 1981-89  
 Monahan, Regis (G), Ohio State ..... 1939  
 Moore, Ronald (RB), Pittsburg State (Kan.) (also wore #20) ..... 1993-94, '97  
 Morrow, John (G), Kearney State ..... 1937-38  
 Person, Ara (TE), Morgan State ..... 1972  
 Peterson, Ken (B), Gonzaga ..... 1935  
 Shelby, Willie (RB), Alabama ..... 1978  
 Simas, Bill (B), St. Mary's (Calif.) ..... 1932-33  
 Taylor, Stefan (RB), Stanford ..... 2013-16  
 White, Anthony (RB), Kentucky ..... 2002  
 White, Paul (RB), Texas-El Paso ..... 1970-71

**31**  
 Ashton, Josh (RB), Tulsa ..... 1975  
 Banjo, Chris (S), Southern Methodist (also wore #38) ..... 2019-22  
 Beatty, Chuck (DB), North Texas State ..... 1972  
 Bethel, Justin (CB), Presbyterian (also wore #28) ..... 2012-17  
 Brown, Rod (FB), North Carolina State ..... 1997-98  
 Cromartie, Antonio (CB), Florida State ..... 2014  
 Daanen, Jerry (WR), Miami (Fla.) (also wore #41) ..... 1968-70  
 Davis, Jerry (B), Southeast Louisiana ..... 1948-51  
 Demercado, Emari (RB), TCU ..... 2023  
 Failing, Fred (G), Central J.C. (Kan.) ..... 1930  
 Fain, Richard (DB), Florida ..... 1991  
 Ferrell, Earl (RB), East Tennessee State ..... 1982-89  
 Field, Harry (T), Oregon State ..... 1934-36  
 Fife, Ralph (G), Pittsburgh ..... 1942, '45  
 Fitzgibbon, Paul (B), Creighton ..... 1928  
 Hammack, Malcolm (RB), Florida ..... 1955, 57-66  
 Harris, Odie (DB), Sam Houston State ..... 1992-94  
 Hummel, Arnie (B), Lombard ..... 1927  
 Johnson, David (RB), Northern Iowa ..... 2015-19  
 Johnston, Jimmy (B), Washington ..... 1946  
 Marshall, Richard (CB), Fresno State ..... 2011  
 Shipp, Marcel (RB), Massachusetts ..... 2001-07  
 Symank, John (DB), Florida ..... 1963  
 Terry, Ryan (RB), Iowa ..... 1995-96  
 Tinsley, Gaynell (E), Louisiana State (also wore #11, 49) ..... 1937-38, '40  
 Tinsley, Jess (T), Louisiana State (also wore #21) ..... 1929-33  
 Weaver, Charles (G), Chicago (also wore #32) ..... 1930  
 Wilson, Gordon (C), Texas Mines ..... 1942-43, '45  
 Wright, Jason (RB), Northwestern ..... 2009-10

**32**  
 Anderson, Ottis (RB), Miami (Fla.) ..... 1979-86  
 Baker, Budda (S), Washington (also wore #3, 36) ..... 2017-  
 Banonis, Vince (C), Detroit (also wore #11) ..... 1942, 46-50  
 Blount, Joey (S), Virginia ..... 2023-  
 Broughton, Nehemiah (FB), The Citadel ..... 2010  
 Butler, Crezdon (CB), Clemson (also wore #22) ..... 2011-12  
 Coleman, Derrick (FB), UCLA ..... 2018  
 Croom, Larry (RB), Nevada-Las Vegas ..... 2004  
 Daddio, Bill (E), Pittsburgh ..... 1941-42  
 Deskin, Versil (E), Drake (also wore #45) ..... 1935-39  
 Flagler, Terrence (RB), Clemson ..... 1990-91  
 Gray, Oscar (FB), Arkansas ..... 1995  
 Grosvernor, George (B), Colorado ..... 1936-37  
 Handler, Phil (G), Texas Christian (also wore #26, 32) ..... 1930-36  
 Harrison, Reggie (RB), Cincinnati ..... 1974  
 Harvey, Frank (FB), Georgia ..... 1994  
 Hayden, Leo (RB), Ohio State ..... 1972-73  
 Hinchman, Hub (B), Butler (also wore #30) ..... 1933-34  
 Holmer, Walt (B), Northwestern ..... 1931-32  
 Jackson, James (RB), Miami (Fla.) ..... 2005  
 James, Edgerrin (RB), Miami (Fla.) ..... 2006-08  
 Johnson, LeShon (RB), Northern Illinois ..... 1995-97  
 Jordan, Tony (RB), Kansas State ..... 1988-89  
 Latin, Jerry (RB), Northern Illinois ..... 1975-78  
 Lindsey, Korey (CB), Southern Illinois ..... 2011  
 Mathieu, Tyrann (S), Louisiana State ..... 2013-17  
 Mooney, Jim (T), Georgetown ..... 1935  
 Pittman, Michael (RB), Fresno State ..... 1998-2001  
 Russell, Doug (B), Kansas State (also wore #12, 33) ..... 1934-39  
 Thomas, Josh (S), Appalachian State ..... 2022  
 Weaver, Charles (G), Chicago (also wore #31) ..... 1930  
 Word, Barry (RB), Virginia ..... 1994

**33**  
 Barnes, Lawrence (RB), Tennessee State ..... 1978  
 Belton, Willie (RB), Maryland State ..... 1973-74  
 Boston, Tre (S), North Carolina ..... 2018  
 Bouie, Kevin (RB), Mississippi State ..... 1997  
 Brown, Ivory Lee (RB), Arkansas-Pine Bluff ..... 1991-92  
 Brown, Theotis (RB), UCLA ..... 1979-81  
 Burch, John (RB), Tennessee-Martin ..... 1989

Cahill, Ron (B), Holy Cross ..... 1943  
 Cheatham, Lloyd (QB), Auburn (also wore #66) ..... 1942  
 Crenshaw, Willis (FB), Kansas State ..... 1964-69  
 Evans, Earl (T), Harvard ..... 1925  
 Glick, Frederick (DB), Colorado A&M ..... 1960-61  
 Gray, Tim (DB), Texas A&M ..... 1975  
 Green, Justin (FB), Montana ..... 2009  
 Griffith, Homer (B), Southern California (also wore #28) ..... 1934  
 Hamilton, Antonio (CB), South Carolina State ..... 2021-23  
 Jackson, Roland (FB/LB), Rice ..... 1962  
 Knolla, John (B), Creighton ..... 1942, '45  
 Lee, Monte (LB), Texas ..... 1961  
 Lind, Al (C), Northwestern ..... 1936  
 Matson, Ollie (RB), San Francisco ..... 1952-58  
 McAdoo, Derrick (RB), Baylor ..... 1987-88  
 McCullough, Hugh (B), Oklahoma ..... 1940-41  
 McDonald, Brandon (CB), Memphis ..... 2010  
 Morrow, Harold (FB), Auburn ..... 2005  
 Murphy, Jr., Byron (CB), Washington (also wore #7) ..... 2019-22  
 Olszewski, Johnny (B), California (also wore #36) ..... 1953-57  
 Okoniewski, Steve (DT), Washington (also wore #36) ..... 1976  
 Pappio, Joe (B), Haskell ..... 1930  
 Powell, William (RB), Kansas State ..... 2012  
 Russell, Doug (B), Kansas State (also wore #12, 32) ..... 1934-39  
 Scobey, Josh (RB), Kansas State ..... 2002-04  
 Semes, Bernie (B), Duquesne ..... 1944  
 Walker, Quentin (RB), Virginia ..... 1984-85  
 Williams, Kerwynn (RB), Utah State ..... 2014-17  
 Willingham, Larry (DB), Auburn ..... 1971-72, '76  
 Yablonski, Ventan (B), Columbia ..... 1948-51

**34**  
 Clark, Jessie (RB), Arkansas ..... 1988-89  
 Glassgow, Willis (B), Iowa ..... 1931  
 Griffith, Robert (FS), San Diego State ..... 2005-06  
 Harder, Pat (B), Wisconsin ..... 1946-50  
 Heater, Don (RB), Montana Tech ..... 1972  
 Hickman, Larry (B), Baylor ..... 1959  
 Hightower, Tim (RB), Richmond ..... 2008-10  
 Hoage, Terry (S), Georgia ..... 1994-96  
 Hunter, Monty (DB), Salem College ..... 1983  
 Jackson, Dexter (FS), Florida State ..... 2003-04  
 Jones, Steve (RB), Duke ..... 1974-78  
 Jue, Bhawoh (S), Penn State ..... 2007  
 Koman, William (LB), North Carolina ..... 1959-67  
 Makovicka, Joel (FB), Nebraska ..... 1999-02  
 Miller, Harlan (CB/S), SE Louisiana ..... 2016-17  
 Mumford, Tony (RB), Penn State ..... 1985  
 Panelli, John (FB/LB), Notre Dame ..... 1951-53  
 Parmelee, Jalen (RB), Toledo ..... 2014  
 Rooney, Cobb (E), None ..... 1929-30  
 Rosema, Rocky (LB), Michigan ..... 1968-71  
 Thompson, Anthony (RB), Indiana ..... 1990-92  
 Thompson, Jalen (S), Washington State ..... 2019  
 Tipton, Howard (B), Southern California (also wore #27) ..... 1933-37  
 Williams, Ryan (RB), Virginia Tech ..... 2011-13

**35**  
 Arenas, Javier (CB), Alabama ..... 2013  
 Brooks, Cariel (CB), Adams State ..... 2015  
 Burkett, Jeff (E), Louisiana State (also wore #88, 89) ..... 1947  
 Carter, Dyshod (CB), Kansas State (also wore #22 and #38) ..... 2004  
 Celestin, Oliver (SS), Texas Southern ..... 2007  
 Childress, Joe (RB), Auburn ..... 1960, '62-65  
 Duggins, George (E), Purdue (also wore #43) ..... 1934  
 Evans, Dick (E), Iowa (also wore #28) ..... 1940-43  
 Griffin, Jeff (CB), Utah ..... 1981-85  
 Kocheil, Mike (G), Fordham ..... 1939  
 Kreider, Dan (FB), New Hampshire ..... 2009  
 Maple, Howard (B), Oregon State ..... 1930  
 Masters, Walt (QB), Pennsylvania (also wore #40) ..... 1943-44  
 Matthew, Christian (CB), Valdosta State ..... 2022-23  
 Mimbs, Robert (RB), Kansas ..... 1988  
 Otis, Jim (RB), Ohio State ..... 1973-78  
 Penny, Elijahha (RB), Idaho ..... 2017  
 Pleasant, Eddie (S), Oregon ..... 2018  
 Riley, Curtis (CB), Fresno State ..... 2020  
 Rogers, Glynn (G), Texas Christian ..... 1939  
 Shazor, Ernest (S), Michigan ..... 2005  
 Sherman, Anthony (FB), Connecticut ..... 2011-12  
 Smith, Dennis (TE), Utah ..... 1990  
 Stegent, Larry (RB), Texas A&M ..... 1971  
 Thompson, Deionte (S), Alabama (also wore #22) ..... 2019-22  
 White, Arthur (G), Alabama ..... 1940-41  
 Whitehead, Tahir (LB), Temple ..... 2021  
 Williams, Aeneas (CB), Southern ..... 1991-00

**36**  
 Baker, Budda (S), Washington (also wore #3, 32) ..... 2017-  
 Balasz, Frank (B), Iowa (also wore #44) ..... 1941, '45  
 Barrett, David (CB), Arkansas ..... 2000-03  
 Bucannon, Deone (S), Washington State (also wore #20) ..... 2014-18  
 Bukant, Joe (B), Washington (Mo.) ..... 1942-43  
 Butler, Jim (RB), Edward Waters (Fla.) ..... 1972  
 Chachere, Andre (CB), San Jose State ..... 2023-  
 Christopherson, Ryan (FB), Wyoming ..... 1996  
 Ferri, Diamond (RB), Syracuse ..... 2006  
 Harrington, Perry (RB), Jackson State ..... 1984-85  
 Lane, MacArthur (R), Utah State ..... 1968-71  
 Mestnik, Frank (RB), Marquette ..... 1960-61  
 Morris, Alfred (RB), Florida Atlantic ..... 2019  
 Okoniewski, Steve (DT), Washington (also wore #33) ..... 1976

Olszewski, Johnny (B), California ..... 1953-57  
 Pasquariello, Ralph (B), Villanova ..... 1951-52  
 Phillips, Rod (RB), Jackson State ..... 1979-80  
 Reeves, Ken (S), Norfolk State ..... 1974-77  
 Ribble, Loran (G), Hardin-Simmons ..... 1933  
 Sikahema, Vai (RB/KR), Brigham Young ..... 1986-90  
 Sloan, Dwight (QB), Arkansas ..... 1938  
 Stephens-Howling, LaRod (RB), Pittsburgh ..... 2009-12  
 Swearingin, D.J. (S), South Carolina ..... 2015-16, '18-19  
 Sztot, Walt (T), Bucknell ..... 1946-48  
 Thornton, Bill (RB), Nebraska ..... 1963-65, '67  
 Vesser, John (E), Idaho (also wore #10, 28) ..... 1927, '30-31  
 Withrow, Cal (C), Kentucky ..... 1974

**37**  
 Allen, Jeff (DB), Iowa State ..... 1971  
 Bell, Jeremiah (S), Eastern Kentucky ..... 2013  
 Brown, Hardy (LB), Tulsa ..... 1956  
 Centers, Larry (RB), Stephen F. Austin ..... 1990-98  
 Considine, Sean (S), Iowa ..... 2011  
 Cowan, Larry (RB), Jackson State ..... 1987  
 Dixon, Brian (CB), NW Missouri State ..... 2016  
 Fischer, Pat (DB), Nebraska ..... 1961-67  
 Foster, D.J. (RB), Arizona State ..... 2017-20  
 Geri, Joe (B), Georgia ..... 1952  
 Goodman, Don (RB), Cincinnati (also wore #40) ..... 1987  
 Greene, Ken (DB), Washington State ..... 1978-82  
 Guidry, Kevin (CB), Louisiana State ..... 1989  
 Jones, Tony (DB), Syracuse (also wore #28) ..... 1995  
 Jones, Jr., Tony (RB), Notre Dame ..... 2023-  
 King, Emmett (B), None ..... 1954  
 Lach, Steve (B), Duke ..... 1942  
 Mayes, Adrian (SS), Louisiana State ..... 2004-05  
 Milligan, Hanik (SS), Houston ..... 2006  
 Moore, Ricky (FB), Alabama ..... 1988  
 Owens, Marv (WR), San Diego State ..... 1973  
 Paul, Don (DB/HB), Washington State (also wore #22) ..... 1950-53  
 Philpott, Dean (B), Fresno State ..... 1958  
 Rose, Gene (DB), Wisconsin (also wore #38) ..... 1929-32  
 Schwall, Vic (B), Northwestern (also wore #89) ..... 1947-50  
 Self, Clarence (B), Wisconsin ..... 1949  
 Spinks, Jack (G), Alcorn A&M ..... 1953  
 Stewart, Vaughan (C), Alabama ..... 1943  
 Wilson, Mike (DB), Western Illinois ..... 1969  
 Woodshick, Tom (RB), West Virginia ..... 1972

**38**  
 Amerson, David (CB), North Carolina State ..... 2018  
 Banjo, Chris (S), Southern Methodist (also wore #31) ..... 2019-22  
 Burns, Leon (RB), California State-Long Beach ..... 1972  
 Carter, Dyshod (CB), Kansas State (also wore #22 and #35) ..... 2004  
 Crass, Bill (B), Louisiana State ..... 1937  
 Dunstan, Elwyn (T), Portland ..... 1938-39  
 Ellington, Andre (RB), Clemson ..... 2013-17  
 Harris, Kenny (DB), North Carolina State ..... 1997  
 Nelson, Lee (S), Florida State ..... 1976-86  
 Rose, Gene (DB), Wisconsin (also wore #37) ..... 1929-32  
 Sabados, Andy (G), Citadel ..... 1939-40  
 Scales, Hurlis (DB), North Texas State ..... 1974  
 Shook, Fred (C), Texas Christian ..... 1941  
 Triplett, Bill (RB), Miami (Ohio) ..... 1962-63, '65-66  
 Ward, Jonathan (RB), Central Michigan (also wore #29) ..... 2020-22

Wiggins, James (S), Cincinnati ..... 2021  
 Zordich, Michael (S), Penn State ..... 1989-93

**39**  
 Belden, Charles (B), St. Mary's (Calif.) (also wore #25) ..... 1929-31  
 Bronson, John (TE/FB), Penn State (also wore #85) ..... 2005-06  
 Bouka, Elie (CB), Calgary ..... 2016  
 Curcillo, Tony (B), Ohio State ..... 1953  
 DeCorrevant, Bill (B), Northwestern ..... 1947-48  
 Drulis, Al (B), Temple ..... 1945-46  
 Edwards, Cid (RB), Tennessee State ..... 1968-71  
 Harrell, Willard (RB), Pacific ..... 1978-84  
 Henesey, Brian (RB), Bucknell ..... 1994  
 Hughes, Robert (RB), Notre Dame ..... 2014  
 Johnson, Johnny (RB), San Jose State ..... 1990-92  
 McKinley, Dennis (FB), Mississippi State ..... 1999-2002  
 Nichols, Deatrick (CB), South Florida (also wore #28) ..... 2018  
 Perko, John (G), Minnesota ..... 1944  
 Richardson, C.J. (DB), Miami (Fla.) ..... 1995  
 Sanders, James (S), Fresno State ..... 2012  
 Sargent, Broderick (RB), Baylor ..... 1986-87  
 Whittaker, Jace (CB), Arizona ..... 2020-22

**40 (Retired)**  
 Adams, Michael (CB), Arkansas State ..... 1989  
 Bredder, Bill (B), Oklahoma A&M ..... 1954  
 Conrad, Bobby Joe (FL), Texas A&M ..... 1960-68  
 Crow, Lindon (DB), Southern California ..... 1955-57  
 Fisher, Ev (B), Santa Clara (also wore #10) ..... 1938-39  
 Gay, Bill (B), Notre Dame ..... 1951-52  
 Goodman, Don (RB), Cincinnati (also wore #37) ..... 1987  
 Greene, Doug (DB), Texas A&I ..... 1978  
 Love, Randy (RB), Houston ..... 1979-85  
 Massey, Robert (DB), North Carolina Central ..... 1991-93  
 Masters, Walt (QB), Pennsylvania (also wore #35) ..... 1943-44  
 Moore, Derrick (RB), Northeastern State (Okla.) ..... 1996-97  
 Moynihan, Tim (C), Notre Dame (also wore #11) ..... 1932-33  
 Norman, Bob (C), None ..... 1945  
 Popovich, John (B), St. Vincent ..... 1944  
 Rankin, Walt (B), Texas Tech (also wore #28, 42, 63) ..... 1941, '43, '45-47



Sarringhaus, Paul (B), Ohio State	1946
Smith, Bill (E), Washington	1934-39
Tillman, Pat (S), Arizona State (honored with number retirement)	1998-2001
Triplet, Wally (B), Penn State	1952-53
Washington, Eric (DB), Texas-El Paso	1972-73
Yarr, Tom (C), Notre Dame	1933

## 41

Abdullah, Hamza (S), Washington State (also wore #21, 23)	2009-11
Bedford, Vance (CB), Texas	1982
Bethea, Antoine (S), Howard	2017-18
Bova, Tony (E), St. Francis	1944
Carter, Carl (CB), Texas Tech	1986-89
Carter, Willie (B), Tennessee State	1953
Cooper, Marcus (CB), Rutgers	2016
Curry, Clarence (CB), Villanova	2004
Daanen, Jerry (WR), Miami (Fla.) (also wore #31)	1968-70
Dewell, Bill (E), Southern Methodist (also wore #7)	1940-41, 45-49
Drake, Kenyan (RB), Alabama	2019-20
Duren, Clarence (S), California	1973-76
Ghersanich, Vernon (G), Auburn	1943
Hill, James (DB), Sam Houston State	1960-64
Lucas, Justin (DB), Abilene Christian	1999-2003
Murphy, Tom (B), Arkansas	1934
Polsfoot, Fran (E), Washington State	1950-52
Provost, Ted (DB), Ohio State	1971
Rogge, George (E), Iowa	1931-33
Sanders, Myjai (LB), Cincinnati	2022-23
Sarboe, Phil (B), Washington State	1934-36
Shenefelt, Paul (T), Manchester	1934-35
Thomas, Jim (G), Oklahoma	1939-40
Wells, David (TE), San Diego State	2021
Wheeler, Ernie (B), North Dakota State	1939, 42
Whitley, Eddie (CB), Virginia Tech	2014
Wright, Nate (DB), San Diego State	1969-70

## 42

Booty, John (DB), Texas Christian	1993
Detwiler, Chuck (S), Utah State	1973
Dove, Bob (E), Notre Dame	1948-53
Duggan, Gil (T), Oklahoma (also wore #60, 64)	1942-43, 45
Gardeck, Dennis (LB), Sioux Falls (also wore #45, 92)	2018-
Goldberg, Marshall "Biggie" (B/DB), Pittsburgh	1939-40, 46-48 (also wore #73, 99)
Goodwin, C.J. (CB), California (PA)	2017
Hodgins, James (FB), San Jose State	2003-05
Holt, Terrence (FS), North Carolina State	2007
Horstmann, Roy (B), Purdue (also wore #21)	1934
Ivy, Frank (Pop) (E), Oklahoma (also wore #7, 51)	1940-42, 45-47
James, Javaris (RB), Miami (Fla.)	2012
Johnson, Bobby (DB), Texas	1985-86
Kennard, Devon (LB), USC	2020-22
Lassiter, Kwamie (DB), Kansas	1995-02
Lofton, Steve (DB), Texas A&M (also wore #28)	1991-93
Preston, John (SS), Central State (Okla.)	1987
Rankin, Walt (B), Texas Tech (also wore #28, 40, 63)	1941, 43, 45-47
Sanders, Lonnie (DB), Michigan State	1968-69
Thompson, Norm (DB), Utah (also wore #43)	1971-76
Wicks, Bob (WR), Utah State	1972
Williams, Herb (DB), Southern	1981-82
Williams, Jake (T), Texas Christian (also wore #42)	1929-33
Wilson, Bill (E), Gonzaga	1935-37
Woodson, Abe (DB), Illinois	1965-66

## 43

Anderson, Stevie (WR), Grambling State (also wore #82)	1995-96
Bayless, Martin (DB), Bowling Green	1984
Busler, Ray (T), Marquette (also wore #97)	1940-41, 45
Carpenter, Steve (DB), Western Illinois	1981
Darby, Matt (S), UCLA	1996-97
Duggins, George (E), Purdue (also wore #35)	1934
Jenkins, Mike (CB), South Florida	2016
Kassel, Charles (E), Illinois (also wore #12)	1929-33
Luketa, Jesse (LB), Penn State	2022-
Montgomery, Bill (B), Louisiana State	1946
Nicholini, Al (B), St. Mary's (Calif.)	1935-36
Plummer, Tony (DB), Pacific	1970
Reddick, Haason (LB), Temple	2017-20
Robnett, Marshall (G), Texas A&M (also wore #21)	1943, 45
Sauls, Mac (DB), Southwest Texas State	1968-69
Thompson, Norm (DB), Utah (also wore #42)	1971-76
Young, Lonnie (FS), Michigan State	1985-90

## 44

Anderson, Donny (RB), Texas Tech	1972-74
Baker, Tony (RB), East Carolina	1989
Balasz, Frank (B), Iowa (also wore #36)	1941, 45
Barry, Paul (B), Tulsa	1954
Baxter, Jarrod (FB), New Mexico	2005
Bierria, Keishawn (LB), Washington	2019
Bradley, Hal (E), Elon	1938-39
Brim, Michael (CB), Virginia Union	1988
Christman, Paul (QB), Missouri (also wore #15)	1945-49
Collier, Tim (CB), East Texas State	1980-81
Crow, John David (RB), Texas A&M	1958-64
Franklin, George (RB), Texas A&M	1977-78
Gasparella, Joe (B), Notre Dame	1951
Gilliam, John (WR), South Carolina State	1969-71
Golden, Markus (LB), Missouri	2015-18, 20-22
Graham, Al (G), None	1932-33
Johnson, D.J. (DB), Kentucky	1996
Karras, John (B), Illinois	1952

Longo, Tom (DB), Notre Dame	1971
Mann, Dave (B), Oregon State	1955-57
McCleskey, J.J. (DB), Tennessee	1996-00
McDonnell, Mickey (B), None (also wore #29)	1925-30
Nevers, Ernie (B), Stanford (also wore #1)	1929-31
Pappoe, Owen (LB), Auburn	2023-
Samuels, Terry (TE), Kentucky (also wore #89)	1994-95
Schable, A.J. (FB), South Dakota (also wore #96)	2006
Smith, Wayne (CB), Purdue	1982-86
Stone, Michael (CB), Memphis	2001-04
Swistowicz, Mike (B), Notre Dame	1950
Volk, Bill (G), Tulsa	1934-39
Woolsey, Rolly (DB), Boise State	1978

## 45

Aldridge, Melvin (S), Murray State	1995
Booth, Clarence (T), Southern Methodist	1943
Bynes, Josh (LB), Auburn (also wore #57)	2017-18
Carr, Lydell (FB), Oklahoma	1989
Deskin, Versil (E), Drake (also wore #32)	1935-39
Driskill, Joseph (DB), Northeast Louisiana	1960-61
Durko, John (E), Albright	1945
Fuller, Larry (B), None	1945
Gardeck, Dennis (LB), Sioux Falls (also wore #42, 92)	2018-
Hanson, Homer (G), Kansas State	1935-36
Hartfield, Trevon (CB/S), SW Oklahoma State	2016
Hill, Renaldo (CB), Michigan State (also wore #21)	2001-04
Hoey, George (DB), Michigan	1971
Kichelski, Walt (E), Miami (Fla.)	1944
Mauri, Reagan (FB), Hawaii	2010-12
McNally, Frank (C), St. Mary's (Calif.)	1931-34
Person, Brandon (S), Tiffin	2015
Robertson, Pete (LB), Texas Tech	2019
Schwenk, Wilson (B), Washington (Mo.)	1942
Silvestri, Carl (DB), Wisconsin	1965
Smith, Cedric (FB), Florida	1996-98
Smith, Leonard (DB), McNeese State	1983-88
Smith, Perry (DB), Colorado State	1977-79
Smith, Terrelle (FB), Arizona State	2007-08
Tolbert, Jim (S), Lincoln (Mo.)	1973-75
Ucovich, Mitch (T), San Jose State	1945
Williams, Bobby (DB), Central State (Okla.)	1966-67

## 46

Alexander, Brent (DB), Tennessee State	1994-97
Babartsky, Al (T), Fordham (also wore #18, 24)	1938-39, 41-42
Bessilieu, Don (S), Georgia Tech	1982
Brewer, Aaron (LS), San Diego State	2016-
Castille, Tim (FB), Alabama	2007-08
Dugan, Len (C), Wichita (also wore #27, 48)	1937-39
Eckl, Bob (T), Wisconsin (also wore #25)	1945
Handler, Phil (G), Texas Christian (also wore #26, 46)	1930-36
Heflin, Victor (DB), Delaware State	1983
Johnson, Charles (DB), Grambling	1981
Johnson, Paris (DB), Miami (Ohio)	1999
Lee, Jeff (WR), Nebraska	1980
Marotti, Lou (G), Toledo (also wore #64, 77)	1943-45
McDonald, Tim (SS), Southern California	1987-92
Mikulak, Mike (B), Oregon (also wore #48)	1934-36
Pearson, Bert (C), Kansas State	1935-36
Rue, Joshua (FB), Duquesne	2003-04
Seno, Frank (B), George Washington (also wore #54)	1945-46
Severson, Jeff (CB), Long Beach State	1976-77
Smith, Alfonso (RB), Kentucky (also wore #29)	2010-13
Spencer, Maurice (DB), North Carolina Central	1974
Wright, Charles (CB), Tulsa	1987

## 47

Bausch, Jim (B), Kansas	1933
Campana, Al (B), Youngstown State	1953
Conley, Steve (LB), Kansas	1972
Cuppoletti, Bree (G), Oregon	1934-38
Douds, Forrest (T), Washington & Jefferson	1932
Francisco, Aaron (S), Brigham Young	2005-08
Gordon, Bob (B), Tennessee	1958
Hambrick, Troy (RB), Savannah State	2004
Hogue, Murrell (T), Centenary	1929
Kinek, George (B), Tulane	1954
Lee, Bobby (E), Minnesota	1968
Mack, Cedric (DB), Baylor	1983-90
Morgan, Don (DB), Nevada	2002
Nesbitt, Dick (B), Drake (also wore #28)	1933
Parker, Joe (E), Texas (also wore #81)	1946-47
Popa, Eli (B), Illinois	1952
Riddick, Shaq (LB), West Virginia	2015
Slater, Fred (T), Iowa (also wore #14, 91)	1926-31
Turner, Ezekiel (LB), Washington	2018-23
Younger, Jordan (DB), Connecticut	2000

## 48

Aldrich, Ki (C), Texas Christian	1939-40, 43
Atkins, Robert (DB), Grambling	1968-69
Baynham, Craig (RB), Georgia Tech	1972
Bergerson, Gil (T), Oregon State	1933
Bradley, Hunter (LS), Mississippi State	2022
Davis, Dexter (DB), Clemson (also wore #21)	1991-93
Dugan, Len (C), Wichita (also wore #27, 46)	1937-39
Fiske, Max (B), DePaul	1937
Giordano, Dan (LB), Cincinnati	2013
Hayes, Jarius (TE), North Alabama (also wore #89)	1996, 98
Henry, Steve (DB), Emporia State	1979-80
Hill, Bronson (RB), Eastern Michigan	2017
Hill, Irv (B), Trinity (Tex.)	1931-32
Hodel, Nathan (LS), Illinois	2001-08

Hoel, Bob (G), Pittsburgh	1937-38
Johnson, Jerome (FB), Nevada	2010
McBride, Oscar (TE), Notre Dame (also wore #87)	1995-96
Mikulak, Mike (B), Oregon (also wore #46)	1934-36
Morrow, Bob (G), Illinois Wesleyan	1941-43
Phillips, Reggie (CB), Southern Methodist	1988
Poole, Jim (E), Mississippi	1945
Schultz, Eberle (G), Oregon State	1944
Schwartz, Don (DB), Washington State	1981
Simmons, Isaiah (LB), Clemson (also wore #9)	2020-22
Strausbaugh, Jim (B), Ohio State	1946
Travis, Ross (TE), Penn State	2021
Washington, Lionel (DB), Tulane	1983-86

## 49

Barni, Roy (B), San Francisco	1952-53
Bernardi, Frank (B), Colorado	1955-57
Burson, Jim (DB), Auburn	1963-67
Diamond, Lorenzo (TE), Auburn	2003-04
Drescher, Justin (LS), Colorado	2017
Eikenberg, Charles (QB), Rice	1948
Fann, Chad (TE), Florida A&M (also wore #86)	1993-95
Fitts, Kylie (LB), Utah	2019-21
Hackbart, Dale (DB), Wisconsin	1971-72
Hart, Lawrence (TE), Southern	2001
Huffman, Frank (G), Marshall	1939-41
Isaacson, Ted (T), Washington	1934-35
Johnson, Rashad (S), Alabama (also wore #29)	2009-15
Kiesling, Walt (G), St. Thomas (Minn.) (also wore #18, 19)	1929-33
Lasker, Greg (FS), Arkansas	1988
Maddock, Bob (G), Notre Dame (also wore #68)	1942, 46
Noga, Niko (LB), Hawaii (also wore #57)	1984-88
Reynolds, Bill (B), Mississippi	1945
Robinson, Edmond (LB), Newberry	2017
Robinson, Jack (T), Northeast Missouri State	1936-37
Spence, Julian (B), Sam Houston State	1956
Thurbon, Bob (B), Pittsburgh	1944
Tinsley, Gaynell (E), Louisiana State (also wore #1, 31)	1937-38, 40
Wagemann, Zack (LB), Montana	2015
Wagstaff, Jim (B), Idaho State	1959
West, William (DB), Oregon	1960-61

## 50

Alford, Mike (C), Auburn	1965
Beauchamp, Al (LB), Southern	1976
Brown, Cody (LB), Connecticut (also wore #52)	2009
Boyette, Garland (LB), Grambling State	1962-63
Cantor, Leo (B), UCLA (also wore #82)	1945
Coomer, Joe (T), Stephen F. Austin	1947-49
Field, Doak (LB), Baylor	1982
Footo, Larry (LB), Michigan	2014
Gillis, Don (C), Rice	1958-61
Harris, Bob (LB), Auburn	1983-85
Hartle, Greg (LB), Newberry (S.C.)	1974-76
Jarostchuk, Ila (LB), New Hampshire	1987-88, 89
Jennings, John (T), Ohio State (also wore #70)	1950-57
Johnson, Al (C), Wisconsin	2007-08
Maeda, Chet (B), Colorado A&M	1946
Martin, Gabe (LB), Bowling Green	2015-17
McCombs, Tony (LB), Eastern Kentucky	1997-98
McIntyre, Jeff (LB), Arizona State	1980
Merritt, David (LB), North Carolina State	1993-95
Moch, Dontay (LB), Nevada	2013
Mulligan, Wayne (C), Clemson	1969-73
Nunn, Freddie Joe (DE), Mississippi (also wore #58, 78)	1985-93
Puki, Craig (LB), Tennessee	1982
Putman, Earl (C), Arizona State	1957
Reed, Brooks (LB), Arizona	2019
Robinson, Jerry (LB), Texas A&M	1990
Schofield, O'Brien (LB), Wisconsin	2010-12
Simmons, John (C), Detroit	1951-56
Smith, Tyreke (LB), Ohio State	2023-
Starkey, Jason (C), Marshall	2000-03
Towns, Lester (LB), Washington	2005
Watt, Walt (B), Miami (Fla.)	1945
Wukits, Al (C), Duquesne	1944

## 51

Allerman, Kurt (LB), Penn State	1977-80, 82-84
Barnes, Krys (LB), UCLA	2023-
Bates, Theodore (LB), Oregon State (also wore #81)	1960-62
Blackstock, Darryl (LB), Virginia (also wore #55)	2005-07
Branahan, Tom (C), Oklahoma	1973-81
Burton, Ron (LB), North Carolina	1989
Chilton, Gene (C), Texas (also wore #58)	1986-87
Christenson, Marty (B), Minnesota	1940
Cobbins, Lyron (LB), Notre Dame	1997
Darling, James (LB), Washington State	2003-06
Eggers, Doug (LB), South Dakota State	1958
Gaulk, Trev (LB), Louisiana State (also wore #54)	2002-03
Hill, Randy (LB), San Jose State	1978
Hodges, Gerald (LB), Penn State	2018
Hunley, Ricky (LB), Arizona	1988
Ivy, Frank (Pop), (E), Oklahoma (also wore #7, 42)	1940-42, 45-47
Jones, Greg (LB), Colorado (also wore #59)	2002
Kasperek, Dick (C), Iowa State	1966-68
Lenon, Paris (LB), Richmond	2010-12
Lewis, Bill (C), Nebraska	1990-92
Liebel, Frank (E), Norwich	1948
Mertes, Bernard (B), Iowa	1945
Minter, Kevin (LB), Louisiana State	2013-16
Monaco, Rob (C), Vanderbilt	1985
Olerich, Dave (LB), San Francisco	1969-70



Radecic, Keith (C), Penn State	1987
Rucinski, Ed (E), Indiana (also wore #19)	1943-46
Ruether, Mike (C), Texas	1986-87
Rutledge, Johnny (LB), Florida (also wore #58)	1999-02
Sanford, Leo (C), Louisiana Tech (also wore #73)	1951-57
Shanks, Simon (LB), Coahoma J.C. (Miss.)	1995
Togafu, Pago (LB), Idaho State	2008-09
Vallejo, Tanner (LB), Boise State	2019-22
Wham, Tom (E), Furman	1949-51
White, Ray (LB), Syracuse (also wore #55)	1975-76

## 52

Baker, Charles (LB), New Mexico	1980-87
Beisel, Monty (LB), Kansas State (also wore #50)	2006-08, '09
Bishop, Desmond (LB), California	2014
Bradley, Stewart (LB), Nebraska (also wore #55)	2011-12
Brinkley, Jasper (LB), South Carolina	2013
Butler, Victor (LB), Oregon State	2014
Caldwell, Mike (LB), Middle Tennessee State	1997
Clancy, Sean (LB), Amherst	1979-80
Cole, Mason (C), Michigan (also wore #64)	2018-20
Demens, Kenny (LB), Michigan (also wore #54)	2013-15
Dimukeje, Victor (LB), Duke	2021
Fisher, Levar (LB), North Carolina State	2002-04
Gooden, Zaviar (LB), Missouri	2016
Kirk, Randy (LB), San Diego State (also wore #57)	1989, '94-95
Leasy, Wesley (LB), Mississippi State	1995-96
LeVeck, Jack (LB), Ohio	1973-74
Louis, Lamar (LB), Louisiana State	2016
McDonald, Mike (LB), Catawba	1976
McGraw, Mike (LB), Wyoming	1976
Mitchell, Lance (LB), Oklahoma	2005
Obiozor, Cyril (LB), Texas A&M	2010
O'Brian, Dave (G), Boston College	1966-67
Ogle, Rick (LB), Colorado	1971
Rushing, Marion (LB), Southern Illinois	1959, '62-65
Small, Jessie (LB), Eastern Kentucky	1992
Walz, Zack (LB), Dartmouth	1998-2001
Washington, Chris (LB), Iowa State	1990
Wright, Willie (TE/H-B), Wyoming (also wore #80)	1992

## 53

Cain, Jim (E), Alabama	1949
Campbell, Bill (G), Oklahoma (also wore #21)	1945-49
Davis, Wayne (LB), Alabama	1987-88
Faust, George (B), Minnesota	1939
Fritsch, Ernest (C), Detroit	1960
Gaillard, Lamont (OL), Georgia (also wore #65)	2019-20
Haggans, Clark (LB), Colorado State	2008-11
Henry, Marcus (OL), Boise State	2021
Jankovich, Keever (E), Pacific (also wore #81)	1953
Jax, Garth (LB), Florida State	1989-95
Keiser, Thomas (LB), Stanford	2014
Keys, Isaac (LB), Morehouse	2004-06
Klimek, Tony (E), Illinois (also wore #61)	1951-52
Maddox, Mark (LB), Northern Michigan	1998-00
Magulick, George (B), St. Francis	1944
Neils, Steve (LB), Minnesota	1974-80
Price, Billy (OL), Ohio State	2022
Rivers, Jamie (LB), Bowling Green	1968-73
Shaffer, Craig (LB), Indiana State	1982-84
Shaffer, Craig (LB), Indiana State	1982-84
Shipley, A.Q. (OL), Penn State	2015-19
Tubbs, Jerry (LB), Oklahoma	1957-58
Young, Michael (LB), Illinois	2001-03

## 54

Albright, Bryson (LB), Miami (OH)	2017
Banks, Tom (C), Auburn	1971-80
Bartu, Joplo (LB), Texas State	2016
Braxton, David (LB), Wake Forest	1990-93
Coppage, Al (E), Oklahoma	1940-42
Currian, Don (E), Boston College (also wore #18)	1943
Demens, Kenny (LB), Michigan (also wore #52)	2013-15
Dora, Vontarius (LB), Louisiana Tech (also wore #57)	2018-19
Faulk, Trev (LB), Louisiana State (also wore #51)	2002
Freney, Dwight (LB), Syracuse	2015
Graham, Aaron (C), Nebraska	1996-99
Groves, Quentin (LB), Auburn	2012
Hardy, Darryl (LB), Tennessee	1994-95
Hayes, Gerald (LB), Pittsburgh	2003-10
Irving, Isaiah (LB), San Jose St.	2020
Junior, E.J. (LB), Alabama	1981-88
Marsh, Sr., Cassius (LB), UCLA	2019
McKenzie, Reggie (LB), Tennessee	1989
Moore, Sio (LB), Connecticut	2016
Pierce, Don (C), Kansas	1943
Sanyika, Sekou (LB), California	2000-01
Seno, Frank (B), George Washington (also wore #46)	1945-46
Smith, Lectus (OL), Virginia Tech	2022
Smith, Terrance (LB), Florida State	2020
Wheeler, Ted (G), West Texas State	1967-68

## 55

Abraham, John (LB), South Carolina	2013-14
Bagdon, Ed (G), Michigan State	1950-51
Bell, Anthony (LB), Michigan State	1986-90
Blackstock, Darryl (LB), Virginia (also wore #51)	2005-07
Bradley, Dave (G), Penn State	1972
Bradley, Stewart (LB), Nebraska (also wore #52)	2011-12
Colhouer, Jake (G), Oklahoma A&M	1946-48
Davis, Billy (DB), Clemson	1984
Elzey, Charles (C), Southern Mississippi	1960-61
Goode, Irv (G/C), Kentucky	1962-71

Griffin, Bob (C/G), Arkansas	1961
Jones, Chandler (LB/DE), Syracuse	2016-21
Jones, Jock (LB), Virginia Tech	1991-93
Koegel, Warren (G), Penn State	1973
LaBoy, Travis (LB), Hawaii	2008
Marshall, Wilber (LB), Florida	1994
McDonald, Devon (LB), Notre Dame	1996
Okobi, Chukky (C), Purdue	2007
Oliver, Vince (QB), Indiana	1945
Porter, Joey (LB), Colorado State	2010-11
Robbins, John (B), Arkansas	1938-39
Sapp, Patrick (LB), Clemson	1998-99
Spradlin, Danny (LB), Tennessee	1985
Stills, Dante (DL), West Virginia	2023
Thompson, Ray (LB), Tennessee	2000-04
Walker, Reggie (LB), Kansas State (also wore #56)	2009-12
West, Stan (G), Oklahoma	1956-57
Weatherspoon, Sean (LB), Missouri	2015
Whitaker, Bill (DB), Missouri	1983-84
White, Ray (LB), Syracuse (also wore #51)	1975-76
Williams, Eric (LB), Southern California	1977-82

## 56

Bradley, Melvin (LB), Arkansas	1999
Carson, Glenn (LB), Penn State	2014
Dansby, Karlos (LB), Auburn (also wore #58)	2004-09, '13, '17
DiBernardo, Rick (LB), Notre Dame	1986
Harvey, Ken (LB), California	1988-93
Healy, Chip (LB), Vanderbilt	1969-70
Irving, Terry (LB), McNeese State	1994-98
Kearney, Tim (LB), Northern Michigan	1976-81
Klumb, John (E), Washington State (also wore #3)	1939-40
McDonough, Coley (B), Dayton	1939, '44
McGill, Mike (LB), Notre Dame	1971-72
Moore, Zach (DE), Concordia-St. Paul	2018
Niemann, Ben (LB), Iowa	2022
Okeafor, Chike (DE/LB), Purdue	2005-09
Scott, Carlos (C), Texas-El Paso	1983-85
Suggs, Terrell (LB), Arizona State	2019
Walker, Reggie (LB), Kansas State (also wore #55)	2009-12
Walker, Reggie (LB), Kansas State	2020
Williams, Rex (C), Texas Tech	1940
Woodley, LaMarr (LB), Western Michigan	2015
Woods, LeVar (LB), Iowa	2001-04

## 57

Arneson, Mark (LB), Arizona	1972-80
Blackburn, Bill (C), Rice	1946-50
Bretschneider, Carl (LB), Iowa State	1956-59
Bynes, Josh (LB), Auburn (also wore #45)	2017-18
Davis, Bill (T), Texas Tech	1940-41
Dora, Vontarius (LB), Louisiana Tech (also wore #54)	2018-19
Eliopoulos, Jim (LB), Wyoming	1983
Gatewood, Curtis (LB), Vanderbilt	2010
Gillen, John (LB), Illinois	1981-82
Groom, Jerry (C), Notre Dame	1951-55
Grugier-Hill, Kamu (LB), Eastern Illinois	2022
Hobson, Victor (LB), Michigan	2008
Holloway, David (LB), Maryland	2007
Huff, Orlando (LB), Fresno State	2005-06
Kauehi, Kani (C), Hawaii	1989-91, '93
Kirk, Randy (LB), San Diego State (also wore #52)	1989, '94-95
McKinnon, Ronald (LB), North Alabama	1996-04
Noga, Niko (LB), Hawaii (also wore 49)	1984-88
Noga, Peter (LB), Hawaii	1987
Okafor, Alex (LB), Texas	2013-16
Parish, Don (LB), Stanford	1970-72
Parlavacchio, Chet (LB), Penn State	1983
Strofolino, Mike (LB), Villanova	1966-68
Westerman, Jamaal (LB), Rutgers	2012

## 58

Ahrens, Dave (LB), Wisconsin	1981-84
Armbrister, Thurston (LB), Miami	2018
Babin, Jason (LB), Western Michigan	2015
Barefield, John (LB), Texas A&I	1978-80
Black, Tim (LB), Baylor	1977
Chilton, Gene (C), Texas (also wore #51)	1986-87
Dansby, Karlos (LB), Auburn (also wore #56)	2004-09, '13, '17
Folston, James (LB), Northeast Louisiana	1999-2001
Hicks, Jordan (LB), Texas	2019-21
Hill, Eric (LB), Louisiana State	1989-97
Mack, Terrence (LB), Clemson	1987
Maddox-Williams, Tyreek (LB), Rutgers	2023
Miller, Terry (LB), Illinois	1971-74
Nunn, Freddie Joe (DE), Mississippi (also wore #50, 78)	1985-93
Rutledge, Johnny (LB), Florida (also wore #51)	1999-02
Seabron, Thomas (LB), Michigan	1980
Tonelli, Mario "Motts" (B), Notre Dame (also wore #99)	1940, '45
Washington, Daryl (LB), Texas Christian	2010-13
Wright III, Scooby (LB), Arizona	2016-17

## 59

Barnes, Pete (LB), Southern	1973-75
Bavaro, David (LB), Syracuse	1990
Benard, Marcus (LB), Jackson State	2013-14
Campbell, DeVondre (LB), Minnesota	2020
Clark, Ernie (LB), Michigan State	1968
Cunningham, Ed (C), Washington (also wore #79)	1992-95
Davis, Paul (LB), North Carolina	1983
Davis, Will (LB), Illinois	2009-10
Favron, Calvin (LB), Southeast Louisiana	1979-82
Forney, Phil (LB), East Tennessee State	1987
Fredrickson, Rob (LB), Michigan State	1999-02

Fua, Alani (LB), Brigham Young	2015-16
Gaines II, Jon (OL), UCLA	2023
Gersbach, Carl (LB), West Chester State	1976
Howard, Thomas (LB), Texas Tech	1984-85
Joe, Leon (LB), Maryland	2004
Johnson, Brandon (LB), Louisville	2006-07
Johnson, Eric (LB), Nebraska	2005
Jones, Greg (LB), Colorado (also wore #51)	2002
Jones, Tyrone (LB), Southern	1988
Joyner, Seth (LB), Texas-El Paso	1994-96
Kellum, Marv (LB), Wichita State	1977
Lyman, Jeff (LB), Brigham Young	1972
Nash, Zack (LB), Sacramento State	2012
So'oto, Vic (LB), Brigham Young	2013
Townsend, Curtis (LB), Arkansas	1978
Vigil, Nick (LB), Utah State	2022
Walker, Joe (LB), Oregon	2018-19, '21
Williams, Brandon (LB), Texas Tech	2011

## 60

Alvord, Steve (DT), Washington	1987-88
Baker, Al (DE), Colorado State	1983-86
Barksdale, Joe (T), Louisiana State	2018
Burke, Thomas (DE), Wisconsin (also wore #95)	1999-02
Cotton, Barney (G), Nebraska	1980-82
Dobler, Conrad (G), Wyoming (also wore #66)	1972-77
Duggan, Gil (T), Oklahoma (also wore #42, 64)	1942-43, '45
Finnie, Roger (T), Florida A&M	1973-78
Foster, Ralph (T), Oklahoma A&M (also wore #9, 64, 77)	1945-46
German, Jim (B), Centre	1940
Gruttadauria, Mike (C), Central Florida	2000-02
Hargrove, Jim (LB), Howard Payne	1971-72
Ismael, Keith (OL), San Diego State	2023
Kellogg, Bob (B), Northeast Louisiana/Tulane	1940
Lecky, Nick (C), Kansas State	2004-06
Martin, Koda (OL), Syracuse	2021-22
Meggysy, Dave (LB), Syracuse	1963-69
Polofsky, Gordon (G), Tennessee	1952-54
Redmon, Anthony (G), Auburn	1994-97
Shaw, Bob (E), Ohio State	1950
Thompson, Harry (G), UCLA	1955
Williams, Willie (T), Louisiana State (also wore #96)	1990-92

## 61

Allison, Henry (T), San Diego State	1975-77
Audick, Dan (G), Hawaii	1977, '83
Borum, Jarvis (T), North Carolina State	2001-02
Brown, Chuck (C/G), Houston	1979-80
Brown, Elton (G/T), Virginia	2005-08
Coder, Ron (G), Penn State	1980-81
Cooper, Jonathan (G), North Carolina	2013-15
Day, Thomas (G), North Carolina A&T	1960
DeMarco, Bob (G/C), Dayton	1961-69
Floyd, Eric (G), Auburn (also wore #69)	1995
Garlich, Chris (LB), Missouri	1979
Hudson, Rodney (OL), Florida State	2021-22
Klimek, Tony (E), Illinois (also wore #53)	1951-52
Leahy, Ryan (OL), Notre Dame	1997
McCoy, Tony (DT), Florida	2000
O'Donnell, Carter (OL), Alberta	2023
Ravensburg, Bob (E), Indiana	1948-49
Smith, Lance (G), Louisiana State	1985-93
Suminski, Dave (G), Wisconsin	1953
Toner, Cole (G), Harvard	2016
Trippi, Charley (B), Georgia (also wore #2)	1947-55
Wallner, Fred (G), Notre Dame (also wore #18, 68)	1951-52, '54-55

## 62

Bertagnoli, Libero (G), Washington (Mo.) (also wore #66)	1942, '45
Brennan, Mike (G), Notre Dame	1991
Brown, Ray (T), Arkansas State	1986-88
Butz, Dave (DE), Purdue	1973-74
Claxton, Ben (C), Mississippi	2009-10
Coleman, Ben (T/G), Wake Forest	1993-95
Cook, Michael (T), Boston College	2001
Devlin, Mike (C), Iowa	1996-99
Dittrich, John (G), Wisconsin	1956
Imhof, Martin (DE), San Diego State (also wore #82)	1972
Kehr, Rick (G), Carthage	1982
Larsen, Ted (G/C), North Carolina State	2014-15
Lynch, Shawn (C), Duke (also wore #65)	2005
Markham, Dale (T), North Dakota	1981
Meinert, Dale (LB), Oklahoma State	1958-67
Munyer, Daniel (C/G), Colorado	2017-18
Rexer, Freeman (E), Tulane (also wore #17, 63)	1943, '45
Stokes, Lee (C), Centenary	1943
Trippi, Charley (B), Georgia (also wore #2)	1947-55
Wortman, Keith (G), Nebraska	1976-81
Wright, Steve (T), Alabama	1972
Zandofsky, Mike (G), Washington	1989

## 63

Bankston, Michael (DL), Sam Houston State	1992-97
Colon, Trystan (OL), Missouri	2023
Conoly, Bill (G), Texas	1946
Criswell, Kirby (DE), Kansas	1980-81
Cunningham, Eric (G), Penn State	1980
Echols, Fate (T), Northwestern	1962-63
Fleming, Antonio (G), Georgia	1998
Garcia, Frank (G/C), Washington	2003
George, Steve (DT), Houston	1974
Isidora, Danny (OL), Miami (Fl.)	2021-22
Liwienski, Chris (G/T), Indiana	2006
McGee, Michael (G), Duke	1960-62





Memmelaar, Dale (G), Wyoming (also wore #71) .....	1960-61
Odihambo, Rees (OL), Boise State .....	2018
Price, Givens (T), Nebraska .....	2016
Rankin, Walt (B), Texas Tech (also wore #28, 40, 42), 1941, 43, 45-47	
Rexer, Freeman (E), Tulane (also wore #17, 62) .....	1943, 45
Robbins, Tootie (T), East Carolina .....	1982-91
Sendlein, Lyle (C), Texas .....	2007-15
Shirk, John (E), Oklahoma .....	1940
Turner, Herschel (G/T), Kentucky .....	1964-65
Williams, Clyde (T), Southern .....	1967-71
Zimny, Bob (T), Indiana (also wore #63) .....	1945-49
Zook, John (DE), Kansas .....	1976-79

## 64

Barnes, Khalif (T), Washington .....	2017
Clark, Randy (C), Northern Illinois .....	1980-86
Cole, Mason (C), Michigan (also wore #52) .....	2018
Cunningham, Rick (T), Texas A&M .....	1992-94
Davids-Garrido, Norberto (T), Southern California .....	2000
Dexter, James (T), South Carolina .....	1996-99
Duggan, Gil (T), Oklahoma (also wore #42, 60) .....	1942-43, 45
Dukes, Jamie (C), Florida State .....	1995
Ebl, Ray (E), Notre Dame .....	1942
Foster, Ralph (T), Oklahoma A&M (also wore #9, 60, 77) .....	1945-46
Grace, Steve (C), Arizona .....	2002-03
Gray, Ken (G), Howard Payne .....	1958-69
Haayer, Adam (G/T), Minnesota .....	2005
Harlow, Sean (OL), Oregon State .....	2021-22
Harshorn, Larry (G), Kansas State .....	1955
Hogland, Doug (G), Oregon State .....	1956-58
Kelemete, Senio (G), Washington .....	2012
Lipinski, Jim (T), Fairmont State .....	1950
Loepp, Dick (T), Wisconsin .....	1948-49
Marotti, Lou (G), Toledo (also wore #46, 77) .....	1943-45
McDermott, Lloyd (T), Kentucky .....	1950-51
Nix, John (DT), Southern Mississippi .....	2004
Peat, Todd (G), Northern Illinois .....	1987-89
Peters, Scott (C), Arizona State .....	2008
Rhea, Floyd (G), Oregon .....	1943
Sikora, Mike (G), Oregon .....	1952
Speegle, Cliff (C), Oklahoma (also wore #23) .....	1945
Sweezy, JR. (OL), North Carolina State .....	2019-20
Watford, Gerry (E), Alabama .....	1953-54
Young, Bob (G), Howard Payne .....	1972-79

## 65

Bilbo, Jon (T), Mississippi (also wore #85) .....	1938-39
Boggs, Taylor (G), Humboldt State .....	2016
Brooks, Jonathan (LB), Clemson .....	1980
Clement, Anthony (T), Southwestern Louisiana .....	1998-04
Coward, Rashad (OL), Old Dominion .....	2022
Crum, Bob (DE), Arizona .....	1974
Dye, Ernest (G), South Carolina (also wore #75) .....	1993-96
Gaillard, Lamont (OL), Georgia (also wore #53) .....	2019-20
Galloway, David (DT), Florida .....	1982-89
Hatley, John (G), Sul Ross State .....	1954-55
Hauser, Art (G), Xavier .....	1959
Husmann, Ed (G), Nebraska (also wore #66) .....	1953, 56-59
Hutchison, Chuck (G), Ohio State .....	1970-72
Lynch, Shawn (C), Duke (also wore #62) .....	2005
Marcontell, Ed (G), Lamar .....	1967
McGee, Stacy (DL), Oklahoma .....	2020
Mullen, Tom (G), Southwest Missouri State .....	1978
Oates, Brad (T), Brigham Young .....	1976-77, 79-80
Rabold, Michael (G), Indiana .....	1960
Redmond, Thomas (DE), Vanderbilt (also wore #66) .....	1960-65
Tasini, Pasoni (DL), Utah .....	2018
Wilkinson, Elijah (OL) .....	2023
Winters, Brian (OL), Kent State .....	2021

## 66

Barton, Jackson (OL), Utah .....	2023
Bertagnolli, Libero (G), Washington (Mo.) (also wore #62) .....	1942, 45
Brooks, Ethan (T), Williams (Mass.) .....	2000
Cheatham, Lloyd (QB), Auburn (also wore #33) .....	1942
Collins, George (C), Georgia .....	1978-82
Dardar, Ramsey (DT), Louisiana State .....	1983-84
Davis, Wyatt (OL), Ohio State .....	2022
Dawson, Doug (G), Texas .....	1984-86
Dobler, Conrad (G), Wyoming (also wore #60) .....	1972-77
Doolan, John (B), Georgetown .....	1947-48
Enich, Steve (G), Marquette .....	1945
Faneqa, Alan (G), Louisiana State .....	2010
Gray, Cecil (G/T), North Carolina .....	1995
Grigas, John (B), Holy Cross .....	1943-44
Hennessey, Jerry (E), Santa Clara .....	1950-51
Houser, John (G/T), Redlands .....	1963
Husmann, Ed (G), Nebraska (also wore #65) .....	1953, 56-59
Jonassen, Eric (G), Bloomsburg (Pa.) .....	1996-97
Kendall, Pete (G), Boston College .....	2001-03
Lahood, Mike (G), Wyoming .....	1970
Lipostad, Ed (G), Wake Forest .....	1952
McDole, Roland (DE), Nebraska .....	1961
Miles, Josh (OL), Morgan State .....	2019-22
Neacy, Clem (E), Colgate .....	1928
Popovich, Milt (B), Montana (also wore #77) .....	1938-42
Redmond, Thomas (DE), Vanderbilt (also wore #65) .....	1960-65
Reuber, Alan (G), Texas A&M .....	2004-05
Sorton, Rick (G), Washington .....	1964-69
Ta'amu, Alameda (NT), Washington .....	2013-14
Wahler, Jim (DT), UCLA .....	1989-92

Wedige, Scott (C), Northern Illinois .....	2012
Welter, Tom (G/T), Nebraska .....	1987

## 67

Acker, Bill (DT), Texas .....	1980-81
Alton, Joe (T), Oklahoma .....	1942, 44
Badger, Brad (G), Stanford .....	2007
Brown, Milford (G), Florida State .....	2006
Clatt, Corwin (B), Notre Dame .....	1948-49
Dishman, Chris (G), Nebraska .....	1997-2003
Esser, Clarence (E), Wisconsin .....	1947
Johnson, Herman (G/T), Louisiana State .....	2009
Konovsky, Bob (G), Wisconsin .....	1956-58
Love, Duval (G), UCLA .....	1995-96
McQuistan, Pat (G/T), Weber State .....	2012
Pasquale, Ron (G), Akron .....	1987
Pugh, Justin (OL), Syracuse .....	2018-22
Sharpe, Luis (T), UCLA .....	1982-84, 85-94
Smith, Antonio (DE), Oklahoma State (also wore #94) .....	2004-08
Stallings, Larry (LB), Georgia Tech .....	1963-76
Svoboda, Bill (LB), Tulane (also wore #68) .....	1950-53
Young, D.J. (T), Michigan State .....	2011

## 68

Andros, Plato (G), Oklahoma .....	1947-50
Beachum, Kelvin (OL), Southern Methodist .....	2020
Chickillo, Nick (G), Miami (Fla.) .....	1953
Dickson, Paul (DT), Baylor .....	1971
Ellington, Dante (T), Alabama .....	2005
Lange, Bill (G), Dayton .....	1954-55
Maddock, Bob (G), Notre Dame (also wore #49) .....	1942, 46
McQuarters, Ed (DT), Oklahoma State .....	1965
Monfort, Avery (B), New Mexico .....	1941
Morris, Mike (G), Northeast Missouri State .....	1987-88
Roy, Frank (G), Utah .....	1966
Scott, Yusuf (G), Arizona .....	1999-2001
Siwiek, Mike (DT), Western Michigan .....	1970
Snyder, Adam (G/C), Oregon .....	2012
Stieve, Terry (G), Wisconsin .....	1978-84
Svoboda, Bill (LB), Tulane (also wore #67) .....	1950-53
Vallejo, Elliot (T), Cal-Davis .....	2008
Vatterotti, Charles (T), Southwest Texas State .....	1987
Veldheer, Jared (T), Hillsdale .....	2014-17
Vujnovich, Jeremy (OL), Louisiana College .....	2018-19
Walner, Fred (G), Notre Dame (also wore #18, 61) .....	1951-52, 54-55
Wolf, Joe (T/G), Boston College .....	1989-97
Wragge, Tony (G), New Mexico State .....	2002-03

## 69

Apolskis, Ray (T), Marquette (also wore #26, 75) .....	1941-42, 45-50
Bienermann, Tom (E), Drake (also wore #82) .....	1951-56
Brown, Rush (DT), Ball State .....	1980-83
Burnett, Victor (DE), Fresno State (also wore #95) .....	1987
Cantu, Rolando (G), ITESM Monterrey .....	2005-06
DeGraffenreid, Allen (OL), Vanderbilt .....	1997-98
Dorris, Andy (DE), New Mexico State .....	1973
Duncum, Bobby (T), West Texas State .....	1968
Floyd, Eric (G), Auburn (also wore #61) .....	1995
Gandy, Mike (T), Notre Dame .....	2007-09
Gibson, Mike (G/C), California .....	2012-13
Holden, Will (G/T), Vanderbilt .....	2017-18
Kindle, Greg (T), Tennessee State .....	1974-75
Mathis, Evan (G), Alabama .....	2016
Moore, Alton (DE), Auburn (also wore #90) .....	2002
Scotts, Colin (DT), Hawaii .....	1987-88
Smith, Vernice (G/T), Florida A&M .....	1989-92
Vander Poel, Mark (T), Colorado .....	1994
Wager, Clint (E), St. Mary's (Minn.) .....	1943, 45

## 70

Aboushi, Oday (OL), Virginia .....	2018
Baxley, Rob (T), Iowa .....	1992-93
Boehm, Evan (C/G), Missouri .....	2016-17
Bollinger, Brian (G), North Carolina .....	1994
Brooks, Leo (DE), Texas .....	1973-76
Bulger, Chet (T), Auburn (also wore #11, 73) .....	1942-43, 45-49
Clancy, Kendrick (DT), Mississippi .....	2006
Goldman, Sam (E), Ohio State .....	1948
Goodspeed, Mark (T), Nebraska .....	1980
Gossett, Colby (OL), Appalachian State (also wore #78) .....	2018
Guynes, Thomas (T), Michigan (also wore #71) .....	1997-98
Hadnot, Rex (G), Houston .....	2010-11
Hoffman, John (DE), Hawaii .....	1972
Jennings, John (T), Ohio State (also wore #50) .....	1950-57
Johnson Jr., Paris (OL) .....	2023
Kearns, Tom (T), Miami (Fla.) .....	1946
Kenard, Derek (G), Nevada (also wore #73) .....	1986-90
Krueger, Rolf (DE), Texas A&M .....	1969-71
Messie, Bobby (T), Mississippi .....	2012-15
McCusker, Jim (T), Pittsburgh .....	1958
Owens, Don (DT), Southern Mississippi .....	1960-63
Palepoi, Anton (DE), Nevada-Las Vegas .....	2005
Plunkett, Art (T), Nevada-Las Vegas .....	1981-84
Ramsey, Knox (G), William & Mary .....	1950-51
Ross, Pat (C), Boston College .....	2008
Scott, Lance (C), Utah .....	1995-96
Shelton, L.J. (T), Eastern Michigan .....	1999-04
Simons, Keith (DT), Minnesota .....	1978-79
Taylor, Mike (T), Southern California .....	1973
Toogood, Charley (G), Nebraska .....	1957
Traore, Badara (OL), LSU .....	2022

## 71

Boone, Alex (G), Ohio State (also wore #75) .....	2017
---	------

Bostic, Joe (T), Clemson .....	1979-89
Bowers, Andy (DE), Utah .....	2001-02
Bryant, Red (DT), Texas A&M .....	2015
Colledge, Daryn (G), Boise State .....	2011-13
Cross, Bob (T), Stephen F. Austin .....	1958-59
Dahms, Tom (T), San Diego State .....	1956
Daley, Dennis (OL), South Carolina .....	2023
Guynes, Thomas (T), Michigan (also wore #70) .....	1997-98
Holmes, Lester (G), Jackson State .....	1998-00
Joyce, Don (T), Tulane (also wore #11) .....	1951-53
Memmelaar, Dale (G), Wyoming (also wore #63) .....	1960-61
Murray, Justin (OL), Cincinnati .....	2019-21
Reynolds, Bob (T), Bowling Green .....	1963-71, 73
Richardson, John (DT), UCLA .....	1972-73
Smith, Andre (T), Alabama .....	2018
Steen, Anthony (G/C), Alabama .....	2014
Stepanovich, Alex (C), Ohio State .....	2004-06
Tafuya, Joe (DE), Arizona .....	2007
Tharpe, Larry (T), Tennessee State .....	1995
Tucker, Mark (C), Southern California .....	1993-94
Upshaw, Marvin (DT), Trinity (Tex.) .....	1976
Watford, Earl (T/G), James Madison (also wore #78) .....	2013-17
Whiting, Teag (G), Brigham Young .....	2002

## 72

Brown, Miles (DL), Wofford .....	2019
Burke, Anthony (DT), Minnesota .....	1987
Daniels, Jerome (G), Northeastern .....	1997-99
Dierdorf, Dan (G/T), Michigan .....	1971-83
Dwyer, Nate (DT), Kansas (also wore #95) .....	2002
Fischer, Bill (T), Notre Dame .....	1949-53
Ford, Cody (OL), Oklahoma .....	2022
Froholdt, Hjalte (OL), Arkansas .....	2023
Fuller, Frank (DT), Kentucky .....	1959-62
Gorin, Brandon (T), Purdue .....	2006
Issa, Jabari (DE), Washington .....	2000-01
Johnson, Chuckie (DT), Auburn .....	1993
Keith, Brandon (T), Northern Iowa .....	2008-11
King, Kenny (DE), Alabama (also wore #95) .....	2003-05
Kolodziej, Ross (DT), Wisconsin (also wore #96) .....	2004-05, 2007
Moore, Brandon (T), Duke .....	1995
Ohmberger, Rich (G/C), Penn State .....	2012
Pierre, Olsen (DT), Miami (Fla.) .....	2016-18
Ralph, Dan (DT), Oregon .....	1984-85
Saddler, Rod (DT), Texas A&M .....	1987-91
Silas, Sam (DT), Southern Illinois .....	1963-67
Smith, Eric (OL), Virginia .....	2021
Stinson, Ed (DE), Alabama (also wore #91) .....	2014-16
Thompson, Everette (DE), Washington .....	2013
Ulrich, Charles (T), Illinois .....	1954-58

## 73

Barrie, Sebastian (DT), Liberty .....	1994
Beinor, Ed (E), Notre Dame .....	1940-41
Bridges, Jeremy (G/T), Southern Mississippi .....	2004-05, 09-12
Bulger, Chet (T), Auburn (also wore #11, 70) .....	1942-43, 45-49
Culpepper, Edward (G), Alabama .....	1958-60
Dawson, Mike (DT), Arizona .....	1976-82
Dill, Scott (T), Memphis State .....	1988-89
Duda, Mark (DT), Maryland .....	1983-87
Fanucci, Ledio (T), Fresno State .....	1954
Garcia, Max (OL), Florida (also wore #75) .....	2019-22
Goldberg, Marshall "Biggie" (B/DB), Pittsburgh .....	1939-40, 46-48 (also wore #42, 99)
Hadd, Gary (DT), Minnesota .....	1989
Higgins, Tom (T), North Carolina .....	1953
Joyce, Matt (OL), Richmond .....	1996-00
Kenard, Derek (G), Nevada (also wore #70) .....	1986-90
Lunceford, Dave (T), Baylor .....	1957
Mauro, Josh (DE/DT), Stanford (also wore #97) .....	2014-17
May, Mark (G/T), Pittsburgh .....	1992-93
McMillan, Ernie (T), Illinois .....	1961-74
Mergen, Mike (T), San Francisco .....	1962
Nichols, Ham (G), Rice .....	1947-49
Roundtree, Raleigh (G/T), South Carolina State .....	2002-03
Sanford, Leo (C), Louisiana Tech (also wore #51) .....	1951-57
Seibold, Champ (T), Wisconsin .....	1942
Vanzo, Fred (B), Northwestern .....	1941
Vincent, Keydrick (G), Mississippi .....	2007
Wetzel, John (G/T), Boston College .....	2016-18
Winston, Eric (T), Miami (Fla.) .....	2013

## 74

Batiste, D'Anthony (T), Louisiana-Lafayette .....	2010-12
Bergold, Scott (DT), Wisconsin .....	1985-86
Evans, Scott (DL), Oklahoma .....	1991
Fanaika, Paul (G), Arizona State .....	2013-14
Fina, John (T), Arizona .....	2002
Heron, Fred (DT), San Jose State .....	1966-72
Holloway, Randy (DE), Pittsburgh .....	1984
Humphries, D.J. (OL), Florida .....	2015-23
Kortas, Ken (DT), Louisville .....	1964
Lee, Oudious (DT), Nebraska .....	1980
Moten, Mike (DT), Florida .....	1998-99
Panfil, Kenneth (T), Purdue .....	1960-62
Pate, Rupert (G), Wake Forest .....	1940
Patulski, Walt (DE), Notre Dame .....	1977
Ridgle, Elston (DE), Nevada .....	1990
Rudolph, Council (DE), Kentucky State .....	1973-75
Sebro, Bob (G), Southern California .....	1982
Selby, Rob (G), Auburn .....	1995-97
Teeuwis, Len (T), Tulane .....	1954-57
Times, Ken (DT), Southern .....	1981



Villa, Danny (C/G/T), Arizona State ..... 1992  
 Wells, Reggie (G/T), Clarion ..... 2003-09

## 75

Albrecht, Art (T), Wisconsin ..... 1943  
 Apolakis, Ray (T), Marquette (also wore #26, 69) ..... 1941-42, '45-50  
 Boone, Alex (G), Ohio State (also wore #71) ..... 2017  
 Brown, Levi (T), Penn State ..... 2007-13  
 Brown, Lomas (T), Florida ..... 1996-98  
 Clausell, Blaine (OL), Mississippi State ..... 2018  
 Cook, Edward (G/T), Notre Dame ..... 1960-65  
 Dafney, Bernard (G), Tennessee ..... 1995  
 Davis, Leonard (T), Texas ..... 2001-06  
 Dye, Ernest (G), South Carolina (also wore #65) ..... 1993-96  
 Fugler, Dick (T), Tulane ..... 1954  
 Fullington, John (G), Washington State ..... 2015  
 Garcia, Max (OL), Florida (also wore #73) ..... 2019-22  
 Gaston, Bruce (NT), Purdue ..... 2014  
 Golditch, Zach (OL), Colorado State ..... 2018  
 Grabill, Mike (T), Boston University ..... 1990  
 Greer, Curtis (DE), Michigan ..... 1980-88  
 John, Ulrich (T), Georgia State ..... 2016-17  
 Jones, Mike (DE), North Carolina State ..... 1991-93  
 Knight, Shawn (DT), Brigham Young ..... 1989  
 Lynch, Lynn (G), Illinois ..... 1951  
 Obeck, Vic (G), Springfield ..... 1945  
 Pasquesi, Tony (T), Notre Dame ..... 1955-57  
 Rowe, Bob (DT), Western Michigan ..... 1967-75  
 Rozier, Bob (DE), California ..... 1979  
 Walker, Darwin (DT), Tennessee ..... 2000

## 76

Allen, Ian (T), Purdue ..... 2005  
 Arms, Lloyd (G), Oklahoma A&M ..... 1946-48  
 Braham, Rich (G/T), West Virginia ..... 1994  
 Davis, Charlie (DT), Texas Christian ..... 1975-79  
 Davis, Ron (DE), Virginia State ..... 1973  
 Delevan, Burt (T), Pacific ..... 1955-56  
 Drake, Jerry (DT), Hastings (Neb.) ..... 1995-00  
 Emerson, Vernon (T), Minnesota-Duluth ..... 1969-71  
 Finnin, Tom (T), Detroit ..... 1957  
 Garaiczky, Mark (DT), Western Michigan ..... 1987-88  
 Gilbert, Marcus (OL), Florida ..... 2019-20  
 Hernandez, Will (OL), UTEP ..... 2022-  
 lupati, Mike (G), Idaho ..... 2015-18  
 Jagielski, Harry (T), Indiana ..... 1956  
 Lewis, Charles (T), Iowa ..... 1959  
 Lutui, Deuce (G), Southern California ..... 2006-11  
 MacDonald, Mark (G/C), Boston College ..... 1988  
 Mays, Stafford (DE), Washington ..... 1980-86  
 McDowell, John (T), St. John's (Minn.) ..... 1966  
 Moody, Thomas (G), Florida ..... 2002  
 Morgan, Bob (T), Maryland ..... 1954  
 Palmer, Scott (DT), Texas ..... 1972  
 Patterson, Craig (DL), Brigham Young ..... 1991  
 Peters, Volney (T), Southern California ..... 1952-53  
 Potter, Nate (T), Boise State ..... 2012-13  
 Spikes, Cameron (G), Texas A&M ..... 2003-04  
 Traynowicz, Mark (G), Nebraska ..... 1988, '89

## 77 (Retired)

Foster, Ralph (T), Oklahoma A&M (also wore #9, 60, 64) ..... 1945-46  
 Hall, John (B), Texas Christian (also wore #7) ..... 1940-41, '43  
 Marotti, Lou (G), Toledo (also wore #46, 64) ..... 1943-45  
 Mauldin, Stan (T), Texas (honored with number retirement) ..... 1946-48  
 Popovich, Milt (B), Montana (also wore #66) ..... 1938-42

## 78

Bell, Bob (DE), Cincinnati ..... 1974-78  
 Bock, Wayne (T), Illinois ..... 1957  
 Bohm, Ron (DT), Illinois ..... 1987  
 Branch, Alan (DT), Michigan ..... 2007-10  
 Brown, Chadrick (DE), Mississippi ..... 1993-95  
 Burnstein, Brent (DT), Arizona State ..... 1997  
 Gilchrist, George (T), Tennessee State ..... 1953  
 Gossett, Colby (OL), Appalachian State (also wore #70) ..... 2018  
 Grooms, Elois (DE), Tennessee Tech ..... 1982-85  
 Hayes, Marquis (OL), Oklahoma ..... 2022-  
 Hughes, Van (DT), Southwest Texas State ..... 1986  
 Mallouf, Ray (B), Southern Methodist (also wore #22, 98) ..... 1941, 46-48  
 Nunn, Freddie Joe (DE), Mississippi (also wore #50, 58) ..... 1985-93  
 Owens, Luke (DT), Kent State ..... 1958-65  
 Painter, Vinston (T/G), Virginia Tech ..... 2017  
 Rogers, Kendrick (T), Alabama A&M ..... 2002-03  
 Simpson, Carl (DE), Florida State ..... 1998  
 Stasiaki, Joe (G), Ohio State ..... 1996  
 Tays, Mao (DT), Idaho ..... 2000-01  
 Toth, Brett (OL), Army ..... 2019  
 Wakefield, Fred (OT/DE), Illinois (also wore #79, 97, 87) ..... 2001-06  
 Watford, Earl (T/G), James Madison (also wore #71) ..... 2013-17  
 Wornack, Floyd (G), Mississippi State ..... 2011  
 Yankowski, Ron (DE), Kansas State ..... 1971-76

## 79

Banks, Jason (DE), Grambling ..... 2009  
 Carter, David (DT), UCLA ..... 2011-12  
 Clark, Jon (T), Temple ..... 1998-00  
 Clasby, Bob (DE), Notre Dame ..... 1986-90  
 Cunningham, Ed (C), Washington (also wore #59) ..... 1992-95  
 Cunningham, Corey (OL), Cincinnati ..... 2018  
 Dulin, Gary (DE), Ohio State ..... 1986-87  
 Fatafehi, Mario (DT), Kansas State ..... 2001-02

Hoskins, Phil (DL), Kentucky ..... 2023  
 Jones, Josh (OL), Houston ..... 2020-22  
 Mills, Jordan (OL), Louisiana Tech ..... 2019  
 Pace, Calvin (DE), Wake Forest (also wore #97) ..... 2003-07  
 Perry, Gerald (K), California ..... 1960-62  
 Radford, Bruce (DE), Grambling ..... 1981  
 Ramey, Jim (DE), Kentucky ..... 1979  
 Rice, Simeon (DE), Illinois (also wore #97) ..... 1996-00  
 Ross, Oliver (T), Iowa State ..... 2005-07  
 Rucker, Keith (DT), Ohio Wesleyan ..... 1992-93  
 Sloan, Bonnie (DT), Austin Peay ..... 1973  
 Sowell, Bradley (T), Mississippi ..... 2013-15  
 Thornton, Bruce (DE), Illinois ..... 1982  
 Tuerk, Max (C), Southern California ..... 2017  
 Wakefield, Fred (OT/DE/TE), Illinois (also wore #78, 97, 87) ..... 2001-06  
 Walker, Charles (DT/DE), Duke ..... 1964-72

## 80

Awalt, Robert (TE), San Diego State ..... 1987-89  
 Banks, Mike (TE), Iowa State (also wore #84) ..... 2002-03  
 Carter, Pat (TE), Florida State ..... 1996-97  
 Combs, Chris (TE), New Mexico ..... 1980-81  
 Doucet, Early (WR), Louisiana State (also wore #85) ..... 2008-12  
 Hardy, Terry (TE), Southern Mississippi ..... 1998-01  
 Henke, Ed (DE), South Carolina ..... 1961-63  
 Jackson, John (WR), Southern California (also wore #18) ..... 1990-92  
 Johnson, Bryant (WR), Penn State (also wore #83) ..... 2003-07  
 Keseday, Bob (TE), Texas-El Paso ..... 1987  
 Kutner, Mal (E), Texas ..... 1946-50  
 Marsh, Doug (TE), Michigan (also wore #82, 87) ..... 1980-86  
 McAddley, Jason (WR), Alabama (also wore #83) ..... 2002-03  
 McFarland, Jim (E), Nebraska (also wore #83) ..... 1970-74  
 Momah, Ifeanyi (TE), Boston College ..... 2015-17  
 Murrell, Bill (TE), Winston-Salem ..... 1979  
 Ramson, Eason (TE), Washington State ..... 1978  
 Reeves, Bryan (WR), Nevada ..... 1994-95  
 Southard, Tommy (WR), Furman ..... 1978  
 Stonesifer, Don (E), Northwestern ..... 1951-56  
 Thomas, Jordan (TE), Mississippi St. .... 2020  
 Tracey, John (LB), Texas A&M ..... 1959-60  
 West, Jeff (P), Cincinnati ..... 1975  
 Williams, Dave (WR), Washington ..... 1967-71  
 Wright, Willie (TE/H-B), Wyoming (also wore #52) ..... 1992

## 81

Anderson, Charley (E), Louisiana Tech ..... 1956  
 Anderson, Robbie (WR), Temple ..... 2022  
 Bates, Theodore (LB), Oregon State (also wore #51) ..... 1960-62  
 Bell, Mark (WR), Colorado State ..... 1981  
 Birlen, Keith (B), San Jose State ..... 1939  
 Boldin, Anquan (WR), Florida State ..... 2003-09  
 Daniels, Darrell (TE), Washington ..... 2018-21  
 Dray, Jim (TE), Stanford ..... 2010-13, '17  
 Edwards, Anthony (WR), N. Mex. Highlands (also wore #83) ..... 1991-98  
 Elwell, Jack (E), Purdue ..... 1962  
 Fauria, Joseph (TE), UCLA ..... 2015  
 Green, Roy (DB/WR), Henderson State (also wore #25) ..... 1979-90  
 Hill, Randal (WR), Miami (Fla.) ..... 1991-94  
 Jankovich, Keever (E), Pacific (also wore #53) ..... 1953  
 Lane, Dick "Night Train" (CB), Scottsbluff J.C. .... 1954-59  
 Melinger, Steve (E), Kentucky ..... 1961  
 Mulligan, Matthew (TE), Maine ..... 2014  
 Parker, Joe (E), Texas (also wore #47) ..... 1946-47  
 Sanders, Frank (WR), Auburn ..... 1995-02  
 Schmidt, George (E), Lewis (also wore #91) ..... 1953  
 Shy, Don (RB), San Diego State ..... 1973  
 Smith, Jackie (E), Northwest Louisiana ..... 1963-77  
 Summerall, Pat (K/E), Arkansas (also wore #85) ..... 1953-57  
 Vokolek, Travis (TE), Nebraska ..... 2023

## 82

Anderson, Ronnie (WR), Allegheny College (Pa.) ..... 1998  
 Anderson, Stevie (WR), Grambling State (also wore #43) ..... 1995-96  
 Arnold, Dan (TE), Wisconsin-Platteville (also wore #85) 2019-20  
 Baccellia, Andre (WR), Washington ..... 2021-  
 Badaczewski, John (G), Western Reserve ..... 1948  
 Baty, Greg (TE), Stanford ..... 1988  
 Bird, Steve (WR), Eastern Kentucky ..... 1983-84  
 Bienemann, Tom (E), Drake (also wore #69) ..... 1951-56  
 Brown, Ron (WR) Colorado (also wore #83) ..... 1987  
 Cantor, Leo (B), UCLA (also wore #50) ..... 1945  
 Cody, Mac (WR), Memphis ..... 1999-00  
 Diamond, Lorenzo (TE), Auburn ..... 2003-04  
 Ferry, Lou (T), Villanova ..... 1951  
 Goldsberry, John (T), Indiana ..... 1949-50  
 Imhof, Martin (DE), San Diego State (also wore #62) ..... 1972  
 Jacobs, Marv (T), None ..... 1948  
 Jenkins, MarTay (WR), Nebraska-Omaha ..... 1999-02  
 Kasper, Kevin (WR), Iowa (also wore #11) ..... 2002-03  
 Knox, Kevin (WR), Florida State (also wore #18) ..... 1994  
 Leach, Mike (LS), William & Mary ..... 2009-15  
 Lee, Charles (WR), Central Florida ..... 2005  
 Martin, Caleb (T), Louisiana Tech ..... 1947  
 McConkey, Phil (WR), Navy ..... 1989  
 Melinkovich, M. (DE), Grays Harbor J.C. (Wash.) ..... 1965-66  
 Moses, J.J. (WR/KR), Iowa State ..... 2005  
 Phillips, John (TE), Virginia ..... 2018  
 Pollard, Bob (DE), Weber State ..... 1978-81  
 Pope, Leonard (TE), Georgia ..... 2006-08  
 Robinson, Patrick (WR/KR), Tennessee State ..... 1994  
 Rolle, Butch (H-B/TE), Michigan State ..... 1992-93  
 Schmiesing, Joe (DE), New Mexico State ..... 1968-71  
 Swanson, Eric (WR), Tennessee (also wore #86) ..... 1986

Thomas, Earl (WR), Houston ..... 1974-75  
 Thompson, Ricky (WR), Baylor ..... 1982  
 Usher, Darryl (WR), Illinois ..... 1989

## 83

Bienemann, Troy (TE), Washington State ..... 2007  
 Boydston, Max (E), Oklahoma ..... 1955-58  
 Brown, Derek (TE), Notre Dame ..... 1999-00  
 Brown, Ron (WR), Colorado (also wore #82) ..... 1987  
 Christian, Gerald (TE), Louisville ..... 2015  
 Dortch, Greg (WR), Wake Forest ..... 2021-  
 Edwards, Anthony (WR), N. Mex. Highlands (also wore #81) ..... 1991-98  
 Edwards, Eric (TE), Louisiana State ..... 2004-05  
 Holmes, Don (WR), Mesa College (Colo.) ..... 1986-90  
 Johnson, Bryant (WR), Penn State (also wore #80) ..... 2003-07  
 Johnson, Jaymar (WR), Jackson State ..... 2011  
 Knaflec, Gary (E), Colorado ..... 1954  
 Logan, Chuck (E), Northwestern ..... 1965, '67-68  
 McAddley, Jason (WR), Alabama (also wore #80) ..... 2002-03  
 McFarland, Jim (E), Nebraska (also wore #80) ..... 1970-74  
 Mitchell, Tywan (WR/TE), Minn. St.-Mankato (also wore #5) ..... 1999-01  
 Pelfrey, Ray (E), Eastern Kentucky ..... 1952  
 Spach, Stephen (TE), Fresno State ..... 2008-10  
 Sperry, Kory (TE), Colorado State ..... 2012-13  
 Tilley, Pat (WR), Louisiana Tech ..... 1976-86

## 84

Anderson, Cliff (E), Indiana ..... 1952-53  
 Banks, Mike (TE), Iowa State (also wore #80) ..... 2002-03  
 Becht, Anthony (TE), West Virginia ..... 2009  
 Clark, Gary (WR), James Madison ..... 1993-94  
 Dowdell, Marcus (WR), Tennessee State ..... 1995-96  
 Euhus, Tim (TE), Oregon State ..... 2007  
 Gedney, Chris (TE), Syracuse ..... 1997-98, '00  
 Gillette, Walker (WR), Richmond ..... 1972-73  
 Goode, John (TE), Youngstown State ..... 1984  
 Gresham, Jermaine (TE), Oklahoma ..... 2015-18  
 Hamilton, Lawrence (WR), Stephen F. Austin ..... 2004  
 Harris, Demetrius (TE), Wisconsin-Milwaukee ..... 2021  
 Harris, Ike (WR), Iowa State ..... 1975-77  
 Higgins, Elijah (TE), Stanford ..... 2023-  
 Housler, Rob (TE), Florida Atlantic ..... 2011-14  
 Jackson, Arnold (WR), Louisville ..... 2001-02  
 Johnson, Teyo (T), Stanford ..... 2005  
 Lomack, Tony (WR), Florida ..... 1991  
 Nagler, Gern (E), Santa Clara (also wore #86) ..... 1953, '55-58  
 Novacek, Jay (TE), Wyoming (also wore #85) ..... 1985-89  
 Robb, Joe (DE), Texas Christian ..... 1961-67  
 Shumann, Mike (WR), Florida State ..... 1982-83  
 Smith, J.T. (WR), North Texas State ..... 1985-90  
 Stief, Dave (WR), Portland State (also wore #21) ..... 1978-82  
 Sugar, Leo (DE), Purdue ..... 1960  
 Tant, Jay (TE), Northwestern (also wore #87) ..... 2000  
 Tuman, Jerame (TE), Michigan ..... 2008  
 Williams, Kevin (WR), Miami (Fla.) (also wore #14) ..... 1997

## 85

Anderson, Tazwell (E), Georgia Tech ..... 1961-64  
 Arnold, Dan (TE), Wisconsin-Platteville (also wore #82) 2019-20  
 Bilbo, Jon (T), Mississippi (also wore #65) ..... 1938-39  
 Bronson, John (FB/TE), Penn State (also wore #39) ..... 2005-06  
 Clay, Charles (TE), Tulsa ..... 2019  
 Doucet, Early (WR), Louisiana State (also wore #80) ..... 2008-12  
 Fells, Darren (TE), California-Irvine ..... 2014-16  
 Gray, Mel (WR), Missouri ..... 1971-82  
 Holmes, Gabe (TE), Purdue ..... 2017-18  
 Jones, Freddie (TE), North Carolina ..... 2002-04  
 Jorden, Tim (TE), Indiana ..... 1989-91  
 McBride, Trey (TE), Colorado State ..... 2022-  
 Moore, Rob (WR), Syracuse ..... 1995-01  
 Novacek, Jay (TE), Wyoming (also wore #84) ..... 1985-89  
 Pittman, Danny (WR), Wyoming ..... 1983-84  
 Richards, Perry (E), Detroit ..... 1959-60  
 Summerall, Pat (K/E), Arkansas (also wore #81) ..... 1953-57  
 Thomas, Ralph (E), San Francisco ..... 1952  
 Urban, Jerheme (WR), Trinity ..... 2007-09  
 Ware, Derek (TE), Central State (Okla.) ..... 1992-94  
 Wesley, Antoine (WR), Texas Tech ..... 2021-22  
 Williams, Jamie (TE), Nebraska ..... 1983

## 86

Baker, Mel (WR), Texas Southern ..... 1976  
 Ballard, Jake (TE), Ohio State ..... 2013  
 Brumm, Don (DE), Purdue ..... 1963-69, '72  
 Byrd, Dominique (TE), Southern California ..... 2009  
 Canaday, Kameron (LS), Portland State ..... 2016  
 Childs, Jim (WR), California Poly-San Luis Obispo ..... 1978-80  
 Clayton, Ralph (WR), Michigan ..... 1981  
 Crittendon, John (E), Wayne State ..... 1954  
 DeValve, Seth (TE), Princeton ..... 2020  
 Duncan, Clyde (WR), Tennessee ..... 1984-85  
 Ertz, Zach (TE), Stanford ..... 2021-23  
 Fann, Chad (TE), Florida A&M (also wore #49) ..... 1993-95  
 Floyd, John (WR), Northeast Louisiana ..... 1981  
 Fox, Chas (WR), Furman ..... 1986  
 Gilmore, Bryan (WR), Midwestern St. (Tex.) (also wore #11) ..... 2000-03  
 Heap, Todd (TE), Arizona State ..... 2011-12  
 Jefferson, D.C. (TE), Rutgers ..... 2013  
 Jones, Ernie (WR), Indiana ..... 1988-92  
 Jordan, Kevin (WR), UCLA ..... 1996  
 Junkin, Trey (TE/LS), Louisiana Tech ..... 1996-2001  
 McBride, Adrian (WR), Missouri ..... 1987  
 McClinnis, Hugh (E), Southern Mississippi ..... 1960-62  
 Nagler, Gern (E), Santa Clara (also wore #84) ..... 1953, '55-58



Seals-Jones, Ricky (TE), Texas A&M	2017-18
Swanson, Eric (WR), Tennessee (also wore #82)	1986
Thompson, Ken (WR), Utah State	1982-83
Walters, Troy (WR), Stanford	2006
Williams, Karl (WR/PR), Texas A&M Kingsville	2004

## 87

Brubaker, Dick (E), Ohio State	1955-'57
Bryant, Chuck (E), Ohio State	1962
Bush, Steve (TE), Arizona State	2001-03
Chandler, Al (TE), Oklahoma	1978-79
Dimancheff, Babe (B), Purdue	1947-50
Gray, Earnest (WR), Memphis State	1985
Hillebrand, Jerry (LB), Colorado	1967
Johnson, Troy (WR), Southern	1986-87
Joyce, Terry (P), Missouri Southern	1976-77
King, Jeff (TE), Virginia Tech	2011-13
Ladd, Jim (E), Bowling Green	1954
McBride, Oscar (TE), Notre Dame (also wore #48)	1995-96
McGill, Eddie (TE), Western Carolina	1982-84
McWilliams, Johnny (TE), Southern California	1996-99
Morey, Sean (WR), Brown	2007-09
Newhouse, Reggie (WR), Baylor	2004-05
Niklas, Troy (TE), Notre Dame	2014-17
Ofahengau, Tevita (TE), Brigham Young	2001
Osborne, Richard (TE), Texas A&M	1979
Proehl, Ricky (WR), Wake Forest	1990-94
Ramsey, Ray (B), Bradley	1950-53
Schleicher, Maury (LB), Penn State	1959
Snowden, Cal (DE), Indiana	1969-70
Staggs, Jeff (LB), San Diego State	1972-73
Swaim, Geoff (TE), Texas	2023
Swinton, Reggie (WR/KR), Murray State	2005
Tant, Jay (TE), Northwestern (also wore #84)	2000
Thaxton, Jim (TE), Tennessee State	1978
Wakefield, Fred (OT/DE/TE), Illinois (also wore #79, 97)	2001-06
Williams, Maxx (TE), Minnesota	2019-22

## 88 (Retired)

Burkett, Jeff (E), Louisiana State (also wore #35, 89)	1947
Cain, J.V. (WR/TE), Colorado (honored with number retirement)	1974-77
Hyatt, Freddie (WR), Auburn	1968-72
Kuharich, Joe (G), Notre Dame (also wore #17)	1940-41, '45
Pupils, Andy (B), Notre Dame	1943
Randle, Sonny (WR), Virginia	1959-66
Sagely, Floyd (E), Arkansas	1957
Sutch, George, (B), Temple	1946

## 89

Anderson, Stephen (TE), California	2022
Anderson, Warren (WR), West Virginia State	1978
Baylis, Evan (TE), Oregon	2020
Beach, Pat (TE), Washington	1993
Beckman, Tom (DE), Michigan	1972
Bergen, Adam (TE), Lehigh	2005-06
Boso, Cap (TE), Illinois	1986
Boston, David (WR), Ohio State	1999-02
Brock, Fred (WR), Southern Mississippi	1966-70
Brown, Robert (TE), Alcorn A&M	1969-70
Burkett, Jeff (E), Louisiana State (also wore #35, 88)	1947
Carlson, John (TE), Notre Dame	2014
Foster, Larry (WR), Louisiana State	2003
Gaines, Wendall (TE/DT), Oklahoma State (also wore #91)	1994-95
Harris, William (TE), Bishop	1987
Hayes, Jarius (TE), North Alabama (also wore #49)	1996-'98
Isabella, Andy (WR), Massachusetts (also wore #17)	2019-22
LaFleur, Greg (TE), Louisiana State	1981-85
Lawson, Javone (WR), Louisiana-Lafayette	2013
Long, Dave (DE), Iowa	1966-68
McPhee, Frank (E), Princeton	1955
Parris, Gary (TE), Florida State	1979-80
Patrick, Ben (TE), Delaware	2007-10
Poole, Nate (WR), Marshall	2002-04
Reeves, Walter (TE), Auburn	1989-93
Walczak, Mark (TE), Arizona	1988
Sampson, DeMarco (WR), San Diego State	2011
Samuels, Terry (TE), Kentucky (also wore #44)	1994-95
Schwall, Vic (B), Northwestern (also wore #37)	1947-50

Valles, Hakeem (TE), Monmouth	2016
Weber, Chuck (LB), West Chester State	1956-58
Whiteheart, Blake (TE), Wake Forest	2023

## 90

Bullard, Jonathan (DL), Florida	2019-20
Campbell, Mark (DT), Florida	1997
Cross, Bill (HB), West Texas State (also wore #20)	1951-53
Dockett, Darnell (DT), Florida State	2004-14
Lawrence, Rashard (DL), LSU (also wore #92)	2020-22
McCants, Keith (DE), Alabama	1994-95
Moore, Alton (DE), Auburn (also wore #69)	2002
Nkemdiche, Robert (DT), Mississippi	2016-18
Osborne, Eldonta (LB), Louisiana Tech	1990
Peko, Sr., Domata (DL), Michigan State	2020
Procell, Jarrett (DE), Louisiana Tech	2001
Redding, Corey (DT), Texas	2015
Stallings, Robert (TE), Southern Mississippi	1986
Stille, Ben (DL), Nebraska	2023
Stowe, Tyronne (LB), Rutgers (also wore #91)	1991-93
Wadsworth, Andre (DE), Florida State	1998-00
Wilson, Karl (DE), Louisiana State	1989

## 91

Bailey, Rodney (DE), Ohio State	2007
Bryant, Wendell (DT), Wisconsin	2002-2004
Collier, L.J. (DL), TCU	2023
Dogbe, Michael (DL), Temple	2019-22
Gaines, Wendall (TE/DT), Oklahoma State (also wore #89)	1994-95
Holliday, Vonnie (DE), North Carolina	2011-12
Iwebema, Kenny (DE), Iowa	2008-10
Lunz, Gerry (G), Marquette	1925-26
Mayowa, Benson (DL), Idaho	2018
Monaco, Ron (LB), South Carolina	1986
Moore, Langston (DT), South Carolina	2005-06
Schmidt, George (E), Lewis (also wore #81)	1953
Shaughnessy, Matt (LB), Wisconsin	2013-14
Slater, Fred (T), Iowa (also wore #14, 47)	1926-31
Stinson, Ed (DT), Alabama (also wore #72)	2014-16
Stowe, Tyronne (LB), Rutgers (also wore #90)	1991-93
Swinger, Rashod (DT), Rutgers	1997-2000

## 92

Berry, Bertrand (DE), Notre Dame	2004-09
Cousins, Jomo (DE), Florida A&M	1998
England, Eric (DE), Texas A&M	1994-96
Gardeck, Dennis (LB), Sioux Falls (also wore #42, 45)	2018
Kerr, Zach (DL), Delaware	2019
Lawrence, Rashard (DL), LSU (also wore #90)	2020-22
Manley, Dexter (DE), Oklahoma State	1990
Rubio, Angel (DT), Southeast Missouri State	1999
Rucker, Frostee (DE/DT), Southern California (also wore #98)	2013-17
Strong, Kevin (DL), Texas-San Antonio	2023
Tanner, Barron (DT), Oklahoma	2000-03
Tardits, Richard (LB), Georgia	1989
Wallerstedt, Brett (LB), Arizona State	1993
Williams, Dan (DT), Tennessee	2010-14
Woods, Antwaun (DL), USC	2022

## 93

Bulman, Tim (DT), Boston College	2005
Campbell, Calais (DE/DT), Miami (Fla.)	2008-16
Coleman, Sidney (LB), Southern Mississippi	1991
Coley, Trevon (DL), Florida Atlantic	2020
Cooper, Chris (DE), Nebraska-Omaha	2006-07
Davis, Reuben (DE), North Carolina	1992-93
Dunbar, Karl (DE), Louisiana State	1994-95
Gilbert, Freddie (DE), Georgia	1989
Ledbetter, Jonathan (DL), Georgia	2021-23
McDonald, Clinton (DL), Memphis	2019
Smith, Mark (DT), Auburn	1997-00
Vanden Bosch, Kyle (DE), Nebraska	2001-04

## 94

Acho, Sam (LB), Texas	2011-14
Allen, Zach (DL), Boston College (also wore #97)	2019-22
Bell, Marcus (DT), Memphis	2001-03
Cochran, Antonio (DE), Georgia	2005
Dykes, Keilen (DT), West Virginia	2009-10

Faulkner, Jeff (DE), Southern	1991-92
Malveaux, Cameron (LB), Houston	2018
Reid, Carau (DL), Princeton	2019
Sears, Corey (DT), Mississippi State	1999-00
Smith, Antonio (DE), Oklahoma State (also wore #67)	2004-08
Watkins, Carlos (DL), Clemson	2023
Williams, Xavier (DT), Northern Iowa	2015-17
Wilson, Bernard (DT), Tennessee State	1994-98
Zellner, Peppi (DE), Fort Valley State	2004

## 95

Buczkowski, Bob (DT), Pittsburgh	1989
Burke, Thomas (DE), Wisconsin (also wore #60)	1999-02
Burnett, Victor (DE), Fresno State (also wore #69)	1987
Chapura, Dick (DT), Missouri	1990
Dwyer, Nate (DT), Kansas (also wore #72)	2000
Fotu, Lekil (DL), Utah	2020-23
Gunter, Rodney (DT), Delaware State	2015-19
Highsmith, Ali (LB), Louisiana State	2008-09
Kelly, Tommy (DT), Mississippi State	2014
King, Kenny (DT), Alabama (also wore #72)	2003-05
Lumpkin, Ricky (DT), Kentucky	2012-13
Miller, Jamir (LB), UCLA	1994-98
Moses, Quentin (DE), Georgia	2007
Ransom, Derrick (DE), Cincinnati	2003
Schobel, Bo (DE), Texas Christian	2007

## 96

Banks, Eric (DL), Texas-San Antonio	2022
Blackson, Angelo (DT), Auburn	2020
Johnson, Dennis (DE), Kentucky	2002-03
Jones, Manny (DL), Colorado State	2022
Jones, Naquan (DL), Michigan State	2023
Kolodziej, Ross (DT), Wisconsin	2007
Martin, Kareem (DE/LB), North Carolina	2014-17
McNanie, Sean (DE), San Diego State	1988
Ottis, Brad (DT), Wayne State (Neb.)	1996-2000
Schable, A.J. (FB), South Dakota (also wore #44)	2006
Simmons, Clyde (DE), Western Carolina	1994-95
Smith, Jacques (DE), Missouri	2018
Talley, Ronald (DE), Delaware	2011-13
Truluck, R-Kal (DE), SUNY-Cortland	2005
Williams, Chris (DL), American International	1991
Williams, Willie (T), Louisiana State (also wore #60)	1990-92

## 97

Alexander, Lorenzo (LB), California	2013-14
Allen, Zach (DL), Boston College (also wore #94)	2019-22
Busler, Ray (T), Marquette (also wore #43)	1940-41, '45
Hooks, Bryan (DT), Arizona State	1994
Hyche, Steve (LB), Livingston	1991-93
Maumalanga, Chris (DT), Kansas	1995-96
Mauro, Josh (DE/DT), Stanford (also wore #73)	2014-17
Pace, Calvin (DE/LB), Wake Forest (also wore #79)	2003-07
Phillips, Jordan (DL), Oklahoma	2020-21
Rice, Simeon (DE), Illinois (also wore #79)	1996-00
Robinson, Bryan (DT), Fresno State	2008-10
Smith, Garrison (DT), Georgia	2018
Spachman, Chris (DE), Nebraska	1988
Thomas, Cameron (LB), San Diego State	2022
Wakefield, Fred (OT/DE/TE), Illinois (also wore #78, 79, 87)	2001-06

## 98

Davis, Russell (DT), North Carolina	2000-05
Eason, Nick (DT), Clemson	2011-12
Hairston, Carl (DT), Maryland-Eastern Shore	1990
Hill, Trysten (DL), Central Florida	2022
Lopez, Roy (DL), Arizona	2023
Mallouf, Ray (B), Southern Methodist (also wore #22, 78)	1941, '46-48
Peters, Corey (DL), Kentucky	2015-21
Rucker, Frostee (DE/DT), Southern California (also wore #92)	2013-17
Swann, Eric (DL), None	1991-99
Watson, Gabe (DT), Michigan	2006-10

## 99 (Retired)

Goldberg, Marshall "Biggie" (B/DB), Pittsburgh	1939-40, '46-48 (also wore #42, 73) (honored with number retirement)
Nussbaumer, Bob (B), Michigan	1949-50
Tonelli, Mario "Motts" (B), Notre Dame (also wore #58)	1940, '45
Watt, J.J. (DL), Wisconsin (received special permission from Goldberg family to wear #99 while w/ AZ)	2021-22

## CARDINALS IN CANTON

There are currently 15 members of the Cardinals organization enshrined in the Pro Football Hall of Fame. In February of 2022, former Cardinals head coach **Don Coryell** - who led the team from 1973-77 - was announced as a member of the Hall of Fame's Class in 2023. Coryell led the Cardinals to a 42-29-1 record and was the first coach in team history to lead the team to three consecutive seasons of 10+ wins.



## CARDINALS IN THE PRO FOOTBALL HALL OF FAME

HOF Member	Year Inducted
Charles W. Bidwill, Sr. (Owner)	1967
Jimmy Conzelman (Coach)	1964
Don Coryell (Coach)	2023
T Dan Dierdorf	1996
HB John "Paddy" Driscoll	1965
DB Dick "Night Train" Lane	1974
HB Ollie Matson	1972
HB Ernie Nevers	1963

HOF Member	Year Inducted
OL Fred "Duke" Slater	2020
TE Jackie Smith	1994
HB Charley Trippi	1968
QB Kurt Warner	2017
CB Roger Wehrli	2007
CB Aeneas Williams	2014
S Larry Wilson	1978





## RETIRED JERSEYS

### LARRY WILSON SAFETY



**Professional**—One of the greatest defensive backs in NFL history ... enshrined in the Pro Football Hall of Fame in 1978 ... named to the all-time NFL team in 1994 to commemorate the league's 75th anniversary ... played entire career as a Cardinal in St. Louis (1960-72) ... played in eight Pro Bowls ... all-NFL six times ... 52 career interceptions ... cat-like defender and exceptional team leader ... interceptions in seven consecutive games in 1966 ... NFL's top free safety during 13-year career ... made the safety blitz famous.

**College**—Utah ... 6-0, 190 ... two-way star for Utes from 1957-60 ... seventh-round draft pick by St. Louis Cardinals in 1960.

**Etc.**—Born March 24, 1938 in Rigby, Idaho ... regarded as one of the toughest players in NFL history ... once intercepted a pass for a go-ahead touchdown with two broken wrists ... retired from the team's front office in 2003, ending 43-year NFL career, all as a Cardinal.

### PAT TILLMAN SAFETY



**Professional**—Fierce competitor defied odds as seventh-round draft choice in 1998 to become three-year starting safety and establish franchise single-season record with 224 tackles in 2000 ... successfully converted from college linebacker to pro defensive back ... named All-Pro by Sports Illustrated in 2000 ... in 1998 became first rookie starting safety for Cardinals since team relocated to Arizona in 1988 ... left the Cardinals prior to 2002 season to enlist in U.S. Army and become member of elite Army Ranger unit, as did his brother, Kevin, who tabled a professional baseball career in the Cleveland Indians organization ... admirably declined all media attention throughout tour of duty ... killed April 22, 2004 in Afghanistan.

**College**—Local favorite during college career at Arizona State University ... Pac-10 Conference defensive player-of-the-year in 1997 ... key member of Sun Devils' 1996 Rose Bowl squad ... three-year starting linebacker ... selected by Cardinals in seventh round (226th overall) of 1998 NFL Draft.

**Etc.**—Born November 6, 1976 in Fremont, Calif. ... graduated summa cum laude in three and one-half years with marketing degree from ASU with 3.84 grade-point-average with academic all-America honors ... outdoors enthusiast also competed in triathlons as part of training regimen.

# 8

### STAN MAULDIN TACKLE



**Professional**—Tackle for the Chicago Cardinals (1946-48) ... opened holes in the line with hard-hitting bulk for the Cardinals' "Million-Dollar Backfield" ... member of the Cards' 1947 NFL championship team ... died of a heart attack after opening-day victory over the Eagles in 1948.

**College**—Texas ... 6-2, 215 ... all-America tackle for the Longhorns ... winner of the Outstanding Athlete Trophy in 1942 ... one of Texas' "13 Immortals" in 1940.

**Etc.**—Born December 27, 1920 in Amarillo, Texas ... flew bombing missions with the 15th Air Force Division over Italy during World War II.

# 77

### J.V. CAIN TIGHT END



**Professional**—Doubled at tight end and wide receiver for the St. Louis Cardinals (1974-77) ... part of Head Coach Don Coryell's messenger service as a rookie wide receiver in 1974 ... replaced Hall of Famer Jackie Smith at tight end in mid-1975 ... caught passes in 12 of 13 games in 1976 ... one-handed touchdown catch in 1977 provided margin of victory in 16-13 win over Chicago ... died after collapsing from a heart condition at training camp in 1979.

**College**—Colorado ... 6-4, 220 ... all-America ... two-time all-Big 8 Conference selection ... caught 53 passes for 700 yards during junior and senior seasons ... first-round draft choice of the Cardinals in 1974.

**Etc.**—Born July 22, 1951 in Houston, Texas ... played in the East-West and Hula Bowl games.

# 88

### MARSHALL GOLDBERG RUNNING BACK/DEF. BACK



**Professional**—All-round player who starred as a ball carrier, defensive back, and return specialist for the Chicago Cardinals (1939-43, '46-48) ... second team All-Pro selection in 1941 ... NFL mid-season rushing, punt and kickoff return, and interception leader in 1941 ... career statistics included 1,644 yards rushing in 476 attempts for 11 touchdowns, and 60 pass receptions for 776 yards and five touchdowns ... member of Cards' 1947 NFL championship team.

**College**—Pittsburgh ... 5-11, 195 ... two-time consensus all-America halfback at Pitt.

**Etc.**—Born October 24, 1917 in Elkins, W.Va. ... 1980 inductee into the Jewish Hall of Fame in Tel Aviv, Israel ... playing career interrupted for two years (1944-45) during World War II when he served in the Navy ... nicknamed "Biggie" ... passed away on April 3, 2006.

# 99



## ANNUAL RESULTS

Year	Won	Lost	Tied	Pct.	Head Coach
1920	6	2	2	.700	Marshall Smith
1921	3	3	2	.400	John "Paddy" Driscoll
1922	8	3	0	.727	John "Paddy" Driscoll
1923	8	4	0	.667	Arnie Horween
1924	5	4	1	.556	Arnie Horween
<b>1925*</b>	<b>11</b>	<b>2</b>	<b>1</b>	<b>.846</b>	<b>Norm Barry</b>
1926	5	6	1	.455	Norm Barry
1927	3	7	1	.300	Guy Chamberlin
1928	1	5	0	.167	Fred Gillies
1929	6	6	1	.500	Dewey Scanlon
1930	5	6	2	.455	Ernie Nevers
1931	5	4	0	.556	LeRoy Andrews (a)
1932	2	6	2	.250	Jack Chevigny
1933	1	9	1	.100	Paul Schissler
1934	5	6	0	.455	Paul Schissler
1935	6	4	2	.600	Milan Creighton
1936	3	8	1	.250	Milan Creighton
1937	5	5	1	.500	Milan Creighton
1938	2	9	0	.182	Milan Creighton
1939	1	10	0	.091	Ernie Nevers
1940	2	7	2	.222	Jimmy Conzelman
1941	3	7	1	.300	Jimmy Conzelman
1942	3	8	0	.273	Jimmy Conzelman
1943	0	10	0	.000	Philip G. Handler
1945	1	9	0	.100	Philip G. Handler
1946	6	5	0	.545	Jimmy Conzelman
<b>1947*</b>	<b>9</b>	<b>3</b>	<b>0</b>	<b>.750</b>	<b>Jimmy Conzelman</b>
1948+	11	1	0	.917	Jimmy Conzelman
1949	6	5	1	.545	Phil Handler-Buddy Parker
1950	5	7	0	.417	Earl "Curly" Lambeau
1951	3	9	0	.250	Earl "Curly" Lambeau
1952	4	8	0	.333	Joseph L. Kuharich
1953	1	10	1	.091	Joseph Stydahar
1954	2	10	0	.167	Joseph Stydahar
1955	4	7	1	.364	Ray Richards
1956	7	5	0	.583	Ray Richards
1957	3	9	0	.250	Ray Richards
1958	2	9	1	.182	Frank "Pop" Ivy
1959	2	10	0	.167	Frank "Pop" Ivy
1960#	6	5	1	.545	Frank "Pop" Ivy
1961	7	7	0	.500	Frank "Pop" Ivy (b)
1962	4	9	1	.308	Wally Lemm
1963	9	5	0	.643	Wally Lemm
1964	9	3	2	.750	Wally Lemm
1965	5	9	0	.357	Wally Lemm
1966	8	5	1	.615	Charley Winner
1967	6	7	1	.462	Charley Winner
1968	9	4	1	.692	Charley Winner
1969	4	9	1	.308	Charley Winner
1970	8	5	1	.615	Charley Winner
1971	4	9	1	.308	Bob Hollway
1972	4	9	1	.321	Bob Hollway (c)
1973	4	9	1	.321	Don Coryell
1974**	10	4	0	.714	Don Coryell
1975**	11	3	0	.786	Don Coryell
1976	10	4	0	.714	Don Coryell
1977	7	7	0	.500	Don Coryell
1978	6	10	0	.375	Bud Wilkinson
1979	5	11	0	.312	Bud Wilkinson (d)

Year	Won	Lost	Tied	Pct.	Head Coach
1980	5	11	0	.312	Jim Hanifan
1981	7	9	0	.438	Jim Hanifan
1982	5	4	0	.556	Jim Hanifan
1983	8	7	1	.531	Jim Hanifan
1984	9	7	0	.563	Jim Hanifan
1985	5	11	0	.312	Jim Hanifan
1986	4	11	1	.281	Gene Stallings
1987	7	8	0	.467	Gene Stallings
1988##	7	9	0	.438	Gene Stallings
1989	5	11	0	.313	Gene Stallings (e)
1990	5	11	0	.313	Joe Bugel
1991	4	12	0	.250	Joe Bugel
1992	4	12	0	.250	Joe Bugel
1993	7	9	0	.436	Joe Bugel
1994	8	8	0	.500	Buddy Ryan
1995	4	12	0	.250	Buddy Ryan
1996	7	9	0	.436	Vince Tobin
1997	4	12	0	.250	Vince Tobin
1998	9	7	0	.563	Vince Tobin
1999	6	10	0	.375	Vince Tobin
2000	3	13	0	.188	Vince Tobin (f)
2001	7	9	0	.436	Dave McGinnis
2002	5	11	0	.313	Dave McGinnis
2003	4	12	0	.250	Dave McGinnis
2004	6	10	0	.375	Dennis Green
2005	5	11	0	.313	Dennis Green
2006	5	11	0	.313	Dennis Green
2007	8	8	0	.500	Ken Whisenhunt
2008^ ***	9	7	0	.563	Ken Whisenhunt
2009^	10	6	0	.625	Ken Whisenhunt
2010	5	11	0	.313	Ken Whisenhunt
2011	8	8	0	.500	Ken Whisenhunt
2012	5	11	0	.313	Ken Whisenhunt
2013	10	6	0	.625	Bruce Arians
2014	11	5	0	.688	Bruce Arians
2015^	13	3	0	.813	Bruce Arians
2016	7	8	1	.469	Bruce Arians
2017	8	8	0	.500	Bruce Arians
2018	3	13	0	.188	Steve Wilks
2019	5	10	1	.344	Kliff Kingsbury
2020	8	8	0	.500	Kliff Kingsbury
2021	11	6	0	.647	Kliff Kingsbury
2022	4	13	0	.235	Kliff Kingsbury
2023	4	13	0	.235	Jonathan Gannon

- \*\* Won NFC Eastern Division Championship
- + Won NFL Western Conference Championship
- ^ Won NFC West
- \*\*\* Won NFC Championship
- \* NFL Champion
- # First season in St. Louis
- ## First season in Arizona
- (a) Resigned after one game. Replaced by Ernie Nevers.
- (b) Resigned after 12 games. Replaced by coaches Drulis, Prochaska, and Willsey.
- (c) Beginning with 1972, won-lost percentage includes ties.
- (d) Resigned after 13 games. Replaced by Larry Wilson on interim basis.
- (e) Resigned after 11 games. Replaced by Hank Kuhlmann on interim basis.
- (f) Released after seven games. Replaced by Dave McGinnis on interim basis. McGinnis named permanent head coach prior to the season finale.



## ALL-TIME RESULTS

### 1920 (6-2-2)

#### HEAD COACH MARSHALL SMITH

Oct. 10	At Chicago Tigers	T	0-0	8,000
Oct. 17	Moline Athletics*	W	33-3	Unknown
Oct. 24	At Rock Island Ind.	L	0-7	4,000
Oct. 31	Detroit Herald	W	21-0	3,000
Nov. 7	At Chicago Tigers	W	6-3	7,000
Nov. 14	Cincinnati Celts*	W	20-0	5,000
Nov. 21	Lansing Oldsmobile*	W	14-0	3,500
Nov. 28	Decatur Staleys	W	7-6	8,500
Dec. 5	At Decatur Staleys	L	0-10	8,500
Dec. 19	At Chicago Stayms*	T	14-14	Unknown
Home: 5-0. Away: 1-2-2.			115-43	

\*Non-league game

### 1921 (3-3-2)

#### HEAD COACH JOHN "PADDY" DRISCOLL

Sept. 25	Racine American Legion*	W	27-0	Unknown
Oct. 2	Minneapolis Marines	W	20-0	4,000
Oct. 9	Akron Pros	L	0-23	6,000
Oct. 16	Rock Island Ind.	L	7-14	4,000
Oct. 23	Columbus Panhandles	W	17-6	6,000
Nov. 6	Hammond Pros	W	7-0	Unknown
Nov. 20	Green Bay	T	3-3	2,000
Nov. 24	At Chicago Stayms*	W	27-0	Unknown
Nov. 27	Gary Elks*	W	21-0	2,000
Dec. 4	Akron Pros	L	0-7	3,500
Dec. 18	At Chicago Staleys	T	0-0	2,000
Home: 3-3-1. Away: 0-0-1.			129-53	

\*Non-league game

### 1922 (8-3)

#### HEAD COACH JOHN "PADDY" DRISCOLL

Sept. 24	Maplewood Rovers*	W	28-0	Unknown
Oct. 1	Milwaukee Badgers	W	3-0	3,500
Oct. 15	Green Bay	W	16-3	3,500
Oct. 22	Minneapolis Marines	W	3-0	4,000
Oct. 29	Columbus Panhandles	W	37-6	5,000
Nov. 5	Buffalo All-Americans	W	9-7	4,000
Nov. 12	Akron Pros	W	7-0	2,000
Nov. 19	Canton Bulldogs	L	0-7	7,500
Nov. 26	At Canton Bulldogs	L	3-20	2,500
Nov. 30	Chicago Bears	W	6-0	14,000
Dec. 3	Dayton Triangles	L	3-7	3,000
Dec. 10	Chicago Bears	W	9-0	15,000
Home: 8-2. Away: 0-1.			124-50	

\*Non-league game

### 1923 (8-4)

#### HEAD COACH ARNIE HORWEEN

Sept. 30	Buffalo All-Americans	W	3-0	Unknown
Oct. 7	Rochester Jeffersons	W	60-0	5,000
Oct. 14	Akron Indians	W	19-0	Unknown
Oct. 21	Minneapolis Marines	W	9-0	4,000
Oct. 28	Dayton Triangles	W	13-3	5,000
Nov. 4	Canton Bulldogs	L	3-7	6,000
Nov. 11	Hammond Pros	W	6-0	3,500
Nov. 18	Duluth Kelleys	W	10-0	5,500
Nov. 25	Racine Legion	L	4-10	7,000
Nov. 29	At Chicago Bears	L	0-3	13,500
Dec. 2	Oorang Indians	W	22-19	1,200
Dec. 9	Milwaukee Badgers	L	12-14	6,000
Home: 8-3. Away: 0-1.			161-56	

### 1924 (5-4-1)

#### HEAD COACH ARNIE HORWEEN

Sept. 28	Milwaukee Badgers	W	17-7	4,000
Oct. 5	Green Bay	W	3-0	2,800
Oct. 12	Minneapolis Marines	W	13-0	8,000
Oct. 19	At Chicago Bears	L	0-6	12,000
Oct. 26	Hammond Pros	L	3-6	3,500
Nov. 2	Milwaukee Badgers	L	8-17	3,000
Nov. 9	Dayton Triangles	W	23-0	2,500
Nov. 16	Akron Indians	W	13-0	2,500
Nov. 23	Racine Legion	T	10-10	4,000
Nov. 27	Chicago Bears	L	0-21	13,000
Home: 5-3-1 (40,800). Away: 0-1 (12,000).			90-67	

### 1925 (11-2-1, NFL CHAMPION)

#### HEAD COACH NORM BARRY

Sept. 27	Hammond Pros	L	6-10	Unknown
Oct. 4	Milwaukee Badgers	W	34-0	2,500
Oct. 11	Columbus Tigers	W	19-9	Unknown
Oct. 18	Kansas City Cowboys	W	20-7	Unknown
Oct. 25	Chicago Bears	W	9-0	13,000
Nov. 1	Duluth Kelleys	W	10-6	20,000
Nov. 8	Green Bay	W	9-6	4,000
Nov. 15	Buffalo Bisons	W	23-6	4,000
Nov. 22	Dayton Triangles	W	14-0	3,000
Nov. 26	At Chicago Bears	T	0-0	39,000
Nov. 29	Rock Island Ind.	W	7-0	3,000
Dec. 6	Pottsville Maroons	L	7-21	15,000
Dec. 10	Milwaukee Badgers	W	59-0	250
Dec. 12	Hammond Pros	W	13-0	1,000
Home: 11-2. Away: 0-0-1.			230-46	

### 1926 (5-6-1)

#### HEAD COACH NORM BARRY

Sept. 19	Columbus Tigers	W	14-0	2,500
Sept. 26	L.A. Buccaneers	W	15-0	8,000
Oct. 3	Racine Tornadoes	W	20-0	3,000
Oct. 10	At Green Bay	W	13-7	5,000
Oct. 17	At Chicago Bears	L	0-16	12,000
Oct. 24	At Milwaukee Badgers	W	3-2	Unknown
Oct. 31	Green Bay	L	0-3	2,500
Nov. 6	At Frankford Yellow Jackets	L	7-33	8,000
Nov. 7	At N.Y. Giants	L	0-20	5,000
Nov. 11	Chicago Bears*	L	0-10	10,000
Nov. 25	At Chicago Bears	T	0-0	8,000
Nov. 28	Kansas City Cowboys	L	2-7	14,000
Home: 3-3. Away: 2-3-1.			74-98	

\*Soldier Field

### 1927 (3-7-1)

#### HEAD COACH GUY CHAMBERLIN

Sept. 25	Chicago Bears	L	0-9	4,000
Oct. 2	Pottsville Maroons	W	19-7	2,000
Oct. 9	Dayton Triangles	W	7-0	2,500
Oct. 16	At Green Bay	L	0-13	4,500
Oct. 30	N.Y. Yankees	L	6-7	15,000
Nov. 6	Green Bay	T	6-6	3,500
Nov. 13	At N.Y. Yankees	L	6-20	10,000
Nov. 19	At Frankford Yellow Jackets	L	8-12	7,000
Nov. 20	At N.Y. Giants	L	7-28	10,000
Nov. 24	At Chicago Bears	W	3-0	6,000
Nov. 27	Cleveland Bulldogs	L	7-32	5,000
Home: 2-3-1 (32,000). Away: 1-4 (37,500).			69-134	

### 1928 (1-5)

#### HEAD COACH FRED GILLIES

Sept. 23	Chicago Bears	L	0-15	4,000
Oct. 7	Dayton Triangles	W	7-0	Unknown
Oct. 14	At Green Bay	L	0-20	4,200
Nov. 24	At Frankford Yellow Jackets	L	0-19	8,000
Nov. 25	At N.Y. Yankees	L	0-19	7,000
Nov. 29	At Chicago Bears	L	0-34	10,000
Home: 1-1. Away: 0-4.			7-107	

### 1929 (6-6-1)

#### HEAD COACH DEWEY SCANLON

Sept. 22	At Canton Bulldogs*	L	0-6	1,800
Sept. 29	At Buffalo Bisons	W	9-3	4,000
Oct. 6	At Green Bay	L	2-9	7,000
Oct. 13	At Minneapolis Red Jackets	L	7-14	Unknown
Oct. 20	At Chicago Bears	T	0-0	20,000
Oct. 27	Green Bay	L	6-7	10,000
Nov. 2	At Frankford Yellow Jackets	L	0-8	5,000
Nov. 6	At Providence Steam Roller	W	16-0	6,000
Nov. 10	Minneapolis Red Jackets	W	8-0	1,000
Nov. 17	Green Bay	L	0-12	10,000
Nov. 24	Dayton Triangles	W	19-0	300
Nov. 28	Chicago Bears	W	40-6	7,000
Dec. 1	At N.Y. Giants	L	21-24	5,000
Dec. 8	At Orange Tornadoes	W	26-0	Unknown
Home: 3-2. Away: 3-4-1.			154-89	

\*Non-league game





## 1930 (5-6-2)

### HEAD COACH ERNIE NEVERS

Sept. 21	At Green Bay	L	0-14	8,000
Sept. 28	At Minneapolis Red Jackets	T	7-7	Unknown
Oct. 5	At Portsmouth Spartans	T	0-0	6,500
Oct. 8	At Newark Tornadoes	W	13-0	5,000
Oct. 12	At Providence Steam Roller	L	7-9	6,500
Oct. 16	At N.Y. Giants	L	12-25	15,000
Oct. 19	Chicago Bears	L	6-32	10,000
Oct. 25	At Frankford Yellow Jackets	W	34-7	Unknown
Oct. 26	Portsmouth Spartans	W	23-13	8,000
Oct. 29	At Milwaukee Nighthawks*	W	33-6	2,500
Nov. 2	Frankford Yellow Jackets	W	6-0	3,000
Nov. 9	N.Y. Giants	L	7-13	4,000
Nov. 16	Green Bay	W	13-6	12,000
Nov. 23	Memphis Tigers*	W	20-7	Unknown
Nov. 27	At Chicago Bears	L	0-6	8,175
Dec. 7	At Memphis Tigers*	W	6-0	Unknown
Dec. 14	At Chicago Bears*	L	7-9	Unknown

Home: 3-2. Away: 2-4-2. 194-154

\*Non-league game

## 1931 (5-4)

### HEAD COACH LEROY ANDREWS (1 GAME)

### HEAD COACH ERNIE NEVERS (8 GAMES)

Sept. 23	At Portsmouth Spartans	L	3-13	8,000
Oct. 11	At Green Bay	L	7-26	8,000
Oct. 18	At Chicago Bears	L	13-26	8,000
Nov. 1	At Brooklyn Dodgers	W	14-7	15,000
Nov. 8	At Cleveland Indians	W	14-6	10,000
Nov. 15	Green Bay	W	21-13	9,000
Nov. 22	Portsmouth Spartans	W	20-19	5,000
Nov. 26	At Chicago Bears	L	7-18	14,000
Nov. 28	Cleveland Indians	W	21-0	1,500
Dec. 13	At St. Louis Gunners*	W	26-6	10,000
Dec. 20	Memphis Tigers*	W	24-7	3,000

Home: 3-0 (18,500). Away: 2-4 (73,000). 170-141

\*Non-league game

## 1932 (2-6-2)

### HEAD COACH JACK CHEVIGNY

Sept. 18	At Green Bay	L	7-15	3,500
Sept. 25	Battle Creek Maroons*	W	19-0	2,000
Oct. 2	At Portsmouth Spartans	T	7-7	3,725
Oct. 9	Chicago Bears	T	0-0	7,234
Oct. 16	At Boston Braves	W	9-0	15,000
Oct. 30	Brooklyn Dodgers	W	27-7	7,159
Nov. 6	Green Bay	L	9-19	11,000
Nov. 13	At Brooklyn Dodgers	L	0-3	15,000
Nov. 20	At Staten Island Stapletons	L	7-21	5,000
Nov. 24	At Chicago Bears	L	0-34	6,800
Nov. 27	Boston Braves	L	6-8	6,200
Dec. 4	At St. Louis Gunners*	W	20-7	4,000

Home: 1-2-1 (37,593). Away: 1-4-1 (49,025).111-121

\*Non-league game

## 1933 (1-9-1)

### HEAD COACH PAUL SCHISSLER

Sept. 17	Freeport Lions*	W	29-6	Unknown
Sept. 20	Indianapolis Indians*	W	2-0	2,500
Sept. 27	Pittsburgh Pirates	L	13-14	6,000
Oct. 1	At Portsmouth Spartans	L	6-7	Unknown
Oct. 8	At Cincinnati Reds	W	3-0	1,500
Oct. 15	Chicago Bears	L	9-12	12,000
Oct. 22	At Boston	L	0-10	18,000
Oct. 29	At Brooklyn Dodgers	L	0-7	18,000
Nov. 5	At Green Bay	L	6-14	5,000
Nov. 12	Cincinnati Reds	L	9-12	6,000
Nov. 19	Brooklyn Dodgers	L	0-3	4,000
Nov. 30	At Chicago Bears	L	6-22	8,000
Dec. 3	Boston	T	0-0	7,000
Dec. 10	At St. Louis Gunners*	L	7-20	10,991

Home: 0-3-1. Away: 1-6. 90-127

\*Non-league game

## 1934 (5-6)

### HEAD COACH PAUL SCHISSLER

Sept. 23	At Cincinnati Reds	W	9-0	6,000
Sept. 30	At Detroit	L	0-6	18,000
Oct. 7	At Cincinnati Reds	W	16-0	2,500
Oct. 14	At Chicago Bears	L	0-20	15,000
Oct. 21	At Green Bay	L	0-15	4,000
Oct. 28	At Boston	L	0-9	10,000
Nov. 6	At Brooklyn Dodgers	W	21-0	7,000

Nov. 11	Detroit	L	13-17	7,000
Nov. 18	At Green Bay	W	9-0	3,000
Nov. 25	At Chicago Bears	L	6-17	13,800
Nov. 29	Green Bay	W	6-0	3,500
Dec. 2	At Kansas City Blues*	W	13-7	3,500
Dec. 5	At Tulsa Oilers*	W	20-7	1,200
Dec. 9	Stanford Braves*	W	37-2	12,000
Dec. 13	L.A. Bulldogs*	L	10-13	Unknown
Dec. 16	At S. California Maroons*	W	41-7	16,000
Dec. 20	PCFL All-Stars*	W	17-7	4,000
Dec. 23	At Berkeley Giants*	W	21-0	7,000

Home: 1-1. Away: 4-5. 239-127

\*Non-league game

## 1935 (6-4-2)

### HEAD COACH MILAN CREIGHTON

Sept. 15	At Green Bay	W	7-6	10,000
Sept. 29	At Detroit	T	10-10	8,200
Oct. 13	At Green Bay	W	3-0	17,000
Oct. 20	At Pittsburgh Pirates	L	13-17	6,000
Oct. 27	At N.Y. Giants	W	14-13	32,000
Nov. 3	Detroit	L	6-7	5,000
Nov. 10	Philadelphia	W	12-3	6,000
Nov. 19	At Brooklyn Dodgers	L	12-14	18,000
Nov. 24	At Boston	W	6-0	6,000
Nov. 28	Green Bay	W	9-7	7,500
Dec. 1	At Chicago Bears	T	7-7	12,167
Dec. 8	Chicago Bears	L	0-13	17,373

Home: 2-2 (35,873). Away: 4-2-2 (109,367).99-97

## 1936 (3-8-1)

### HEAD COACH MILAN CREIGHTON

Sept. 13	At Green Bay	L	7-10	8,900
Sept. 20	At LaCrosse Lagers*	W	20-8	Unknown
Sept. 28	At Detroit	L	0-39	25,800
Oct. 4	At Green Bay	L	0-24	12,000
Oct. 11	At Chicago Bears	L	3-7	16,288
Oct. 18	At N.Y. Giants	L	6-14	17,000
Oct. 25	At Brooklyn Dodgers	L	0-9	20,000
Nov. 1	At Boston	L	10-13	7,000
Nov. 8	Philadelphia	W	13-0	1,500
Nov. 15	Pittsburgh Pirates	W	14-6	3,856
Nov. 22	Detroit	L	7-14	7,579
Nov. 29	Chicago Bears	W	14-7	13,704
Dec. 6	Green Bay	T	0-0	5,000
Dec. 13	L.A. Bulldogs*	T	10-10	15,000

Home: 3-1-1. Away: 0-7. 104-153

\*Non-league game

## 1937 (5-5-1)

### HEAD COACH MILAN CREIGHTON

Sept. 12	At Green Bay	W	14-7	10,000
Sept. 19	At Detroit	L	7-16	17,000
Sept. 24	At Washington	W	21-14	22,367
Sept. 26	At Philadelphia	T	6-6	3,912
Oct. 3	At Cleveland Rams	W	6-0	10,000
Oct. 10	At Green Bay	L	13-34	18,000
Oct. 17	At Chicago Bears	L	7-16	23,000
Oct. 24	At Pittsburgh Pirates	W	13-7	8,963
Oct. 31	Cleveland Rams	W	13-7	9,923
Nov. 21	Detroit	L	7-16	8,576
Dec. 5	Chicago Bears	L	28-42	7,313

Home: 1-2 (25,812). Away: 4-3-1 (113,242).135-165

## 1938 (2-9-0)

### HEAD COACH MILAN CREIGHTON

Sept. 1	College All-Stars*	W	32-0	8,724
Sept. 11	Chicago Bears	L	13-16	20,000
Sept. 17	At Cleveland Rams	W	7-6	7,500
Sept. 25	At Green Bay	L	7-28	22,000
Sept. 28	At Green Bay (Buffalo)	L	22-24	12,500
Oct. 2	At Brooklyn Dodgers	L	0-13	17,129
Oct. 11	L.A. Bulldogs*	T	14-14	6,500

(At Charleston, W. Va.)

Oct. 16	At Chicago Bears	L	28-34	21,614
Oct. 23	At Detroit	L	0-10	17,917
Oct. 26	At Philadelphia	L	0-7	15,000
	(At Erie, Pa.)			
Nov. 6	At N.Y. Giants	L	0-6	19,648
Nov. 13	Cincinnati Bengals*	T	14-14	5,000
Nov. 20	Detroit	L	3-7	8,279
Nov. 27	Cleveland Rams	W	31-17	2,200

Home: 1-2-0 (50,703). Away: 1-7-0 (133,308). 171-196

\*Non-league game



## 1939 (1-10)

### HEAD COACH ERNIE NEVERS

Sept. 10	At Detroit	L	13-21	15,075
Sept. 17	At Green Bay	L	10-24	12,000
Sept. 24	At Pittsburgh Pirates	W	10-0	19,008
<b>Oct. 1</b>	<b>Detroit</b>	<b>L</b>	<b>3-17</b>	<b>9,000</b>
Oct. 8	At Green Bay	L	20-27	20,000
Oct. 15	At Chicago Bears	L	7-44	29,592
<b>Oct. 22</b>	<b>Cleveland Rams</b>	<b>L</b>	<b>0-24</b>	<b>10,000</b>
Nov. 5	At Cleveland Rams	L	0-14	8,378
Nov. 12	At N.Y. Giants	L	7-17	28,217
Nov. 19	At Washington	L	7-28	26,667
<b>Nov. 26</b>	<b>Chicago Bears</b>	<b>L</b>	<b>7-48</b>	<b>16,055</b>
Home: 0-3 (35,055). Away: 1-7 (158,937).				84-264

## 1940 (2-7-2)

### HEAD COACH JIMMY CONZELMAN

Sept. 8	At Pittsburgh	T	7-7	22,000
Sept. 15	At Detroit (At Buffalo)	T	0-0	18,048
<b>Sept. 25</b>	<b>Chicago Bears</b>	<b>W</b>	<b>21-7</b>	<b>23,181</b>
Sept. 29	At Green Bay	L	6-31	21,000
Oct. 5	At Detroit	L	14-43	20,619
Oct. 13	At Washington	L	21-28	33,691
Oct. 20	At Cleveland Rams	L	14-26	13,683
<b>Oct. 27</b>	<b>Cleveland Rams</b>	<b>W</b>	<b>17-7</b>	<b>10,313</b>
<b>Nov. 1</b>	<b>Green Bay</b>	<b>L</b>	<b>7-28</b>	<b>11,364</b>
Nov. 24	At Brooklyn Dodgers	L	9-14	16,619
Dec. 1	At Chicago Bears	L	<u>23-31</u>	13,902
Home: 2-1 (44,858). Away: 0-6-2 (159,562).139-222				

## 1941 (3-7-1)

### HEAD COACH JIMMY CONZELMAN

Sept. 9	At Kenosha Cardinals*	T	21-21	3,000
<b>Sept. 16</b>	<b>Cleveland Rams</b>	<b>L</b>	<b>6-10</b>	<b>15,000</b>
<b>Sept. 27</b>	<b>Detroit</b>	<b>T</b>	<b>14-14</b>	<b>15,458</b>
Oct. 5	At Green Bay (Milw.)	L	13-14	10,000
Oct. 12	At Chicago Bears	L	7-53	34,668
Oct. 19	At Brooklyn Dodgers	W	20-6	12,054
Oct. 26	At Philadelphia	L	14-21	12,683
Nov. 2	At N.Y. Giants	W	10-7	29,289
Nov. 16	At Green Bay	L	9-17	15,495
Nov. 23	At Cleveland Rams	W	7-0	5,000
Nov. 30	At Detroit	L	3-21	17,051
<b>Dec. 7</b>	<b>Chicago Bears</b>	<b>L</b>	<b>24-34</b>	<b>18,879</b>
Home: 0-2-1 (49,337). Away: 3-5-0 (139,240).				148-218
*Non-league game				

## 1942 (3-8)

### HEAD COACH JIMMY CONZELMAN

Sept. 6	Western Army All-Stars* (At Denver, Colo.)	L	10-16	20,000
Sept. 13	At Cleveland Rams (At Buffalo)	W	7-0	18,698
<b>Sept. 20</b>	<b>Detroit</b>	<b>W</b>	<b>13-0</b>	<b>14,742</b>
<b>Oct. 4</b>	<b>Green Bay</b>	<b>L</b>	<b>13-17</b>	<b>25,000</b>
Oct. 11	At Chicago Bears	L	14-41	38,500
Oct. 18	At Detroit	W	7-0	14,100
Oct. 25	At Cleveland Rams	L	3-7	7,896
Nov. 1	At Green Bay	L	24-55	15,000
Nov. 8	At Washington	L	0-28	35,425
<b>Nov. 15</b>	<b>Wichita Aero Commanders*</b>	<b>W</b>	<b>35-7</b>	<b>5,000</b>
Nov. 22	At Pittsburgh	L	3-19	20,711
Nov. 29	At N.Y. Giants	L	7-21	20,354
<b>Dec. 6</b>	<b>Chicago Bears</b>	<b>L</b>	<b>7-21</b>	<b>8,251</b>
Home: 1-2 (52,993). Away: 2-6 (170,684).				143-232
*Non-league game.				

## 1943 (0-10)

### HEAD COACH PHIL HANDLER

Sept. 19	At Detroit	L	14-35	23,408
<b>Sept. 26</b>	<b>Washington (Buffalo)*</b>	<b>L</b>	<b>21-43</b>	<b>20,707</b>
<b>Oct. 3</b>	<b>Green Bay</b>	<b>L</b>	<b>7-28</b>	<b>15,563</b>
<b>Oct. 10</b>	<b>Chicago Bears</b>	<b>L</b>	<b>0-20</b>	<b>24,658</b>
<b>Oct. 17</b>	<b>Detroit (Buffalo)</b>	<b>L</b>	<b>0-7</b>	<b>15,072</b>
Oct. 24	At Washington	L	7-13	35,540
Oct. 31	At Phila.-Pitt. Steagles	L	13-34	16,351
Nov. 7	At Brooklyn Dodgers	L	0-7	13,340
Nov. 14	At Green Bay	L	14-35	11,000
Nov. 21	At N.Y. Giants	L	13-24	19,804
<b>Nov. 28</b>	<b>Chicago Bears</b>	<b>L</b>	<b>24-35</b>	<b>17,219</b>
Home: 0-5 (93,219). Away: 0-5 (119,443).				116-281
*Non-league game				

## 1945 (1-9)

### HEAD COACH PHIL HANDLER

Sept. 17	Washington* (At Buffalo, N.Y.)	T	7-7	Unknown
Sept. 23	Detroit (At Milwaukee, Wisc.)	L	0-10	5,461
Sept. 30	At Cleveland Rams	L	0-21	10,872
Oct. 7	At Philadelphia	L	6-26	25,581
Oct. 14	At Chicago Bears	W	16-7	20,784
Oct. 21	At Detroit	L	0-26	32,644
Oct. 28	At Green Bay	L	14-33	19,221
Nov. 4	At Washington	L	21-24	35,000
Nov. 11	At Pittsburgh	L	0-23	13,153
<b>Nov. 18</b>	<b>Cleveland Rams</b>	<b>L</b>	<b>21-35</b>	<b>18,000</b>
<b>Dec. 2</b>	<b>Chicago Bears</b>	<b>L</b>	<b>20-28</b>	<b>13,925</b>
Home: 0-2. Away: 1-7.				105-240
*Non-league game				

## 1946 (6-5)

### HEAD COACH JIMMY CONZELMAN

Sept. 20	At Pittsburgh	L	7-14	32,851
<b>Sept. 30</b>	<b>Detroit</b>	<b>W</b>	<b>34-14</b>	<b>26,842</b>
<b>Oct. 6</b>	<b>Chicago Bears</b>	<b>L</b>	<b>17-34</b>	<b>39,263</b>
Oct. 13	At Detroit	W	36-14	23,987
Oct. 20	At N.Y. Giants	L	24-28	50,681
<b>Oct. 27</b>	<b>L.A. Rams</b>	<b>W</b>	<b>34-10</b>	<b>38,180</b>
Nov. 3	At Boston Yanks	W	28-14	10,556
<b>Nov. 10</b>	<b>Green Bay</b>	<b>L</b>	<b>7-19</b>	<b>30,691</b>
Nov. 17	At L.A. Rams	L	14-17	38,271
Nov. 24	At Green Bay	W	24-6	16,150
Dec. 1	At Chicago Bears	W	<u>35-28</u>	47,511
Home: 2-2 (134,976). Away: 4-3 (220,007).				260-198

## 1947 (9-3, NFL Champion)

### HEAD COACH JIMMY CONZELMAN

<b>Sept. 28</b>	<b>Detroit</b>	<b>W</b>	<b>45-21</b>	<b>22,739</b>
<b>Oct. 5</b>	<b>Chicago Bears</b>	<b>W</b>	<b>31-7</b>	<b>51,123</b>
Oct. 12	At Green Bay	W	14-10	25,502
Oct. 19	At L.A. Rams	L	7-27	69,631
<b>Oct. 26</b>	<b>Boston Yankees</b>	<b>W</b>	<b>27-7</b>	<b>22,286</b>
<b>Nov. 2</b>	<b>L.A. Rams</b>	<b>W</b>	<b>17-10</b>	<b>40,575</b>
Nov. 9	At Detroit	W	17-7	27,513
<b>Nov. 16</b>	<b>Green Bay</b>	<b>W</b>	<b>21-20</b>	<b>40,086</b>
Nov. 23	At Washington	L	21-45	35,362
Nov. 30	At N.Y. Giants	L	31-35	28,744
Dec. 7	At Philadelphia	W	45-21	34,432
Dec. 14	At Chicago Bears	W	<u>30-21</u>	48,632
Home: 5-0 (176,809). Away: 4-3 (221,184).				306-231
<b>NFL Championship Game, Comiskey Park, Chicago</b>				
Dec. 28	Philadelphia	W	28-21	30,759

## 1948 (11-1)

### HEAD COACH JIMMY CONZELMAN

<b>Sept. 24</b>	<b>Philadelphia</b>	<b>W</b>	<b>21-14</b>	<b>25,875</b>
<b>Oct. 4</b>	<b>Chicago Bears</b>	<b>L</b>	<b>17-28</b>	<b>52,765</b>
Oct. 10	At Green Bay (Milw.)	W	17-7	34,369
Oct. 17	At N.Y. Giants	W	63-35	35,342
<b>Oct. 24</b>	<b>Boston Yanks</b>	<b>W</b>	<b>49-27</b>	<b>23,433</b>
Oct. 31	At L.A. Rams	W	27-22	32,149
<b>Nov. 7</b>	<b>Detroit</b>	<b>W</b>	<b>56-20</b>	<b>24,051</b>
Nov. 14	At Pittsburgh	W	24-7	33,364
<b>Nov. 21</b>	<b>L.A. Rams</b>	<b>W</b>	<b>27-24</b>	<b>29,031</b>
Nov. 25	At Detroit	W	28-14	22,957
<b>Dec. 5</b>	<b>Green Bay</b>	<b>W</b>	<b>42-7</b>	<b>26,072</b>
Dec. 12	At Chicago Bears	W	<u>24-21</u>	51,283
Home: 5-1 (181,227). Away: 6-0 (209,464).				395-226
<b>NFL Championship Game, Shibe Park, Philadelphia</b>				
Dec. 19	At Philadelphia	L	0-7	36,309

## 1949 (6-5-1)

### HEAD COACH BUDDY PARKER HEAD COACH PHIL HANDLER (CO-HEAD COACH FOR FIRST 6 GAMES)

<b>Sept. 26</b>	<b>Washington</b>	<b>W</b>	<b>38-7</b>	<b>24,136</b>
<b>Oct. 2</b>	<b>Chicago Bears</b>	<b>L</b>	<b>7-17</b>	<b>52,867</b>
Oct. 8	At Philadelphia	L	3-28	34,576
Oct. 16	At Green Bay (Milw.)	W	39-17	18,164
<b>Oct. 23</b>	<b>Detroit</b>	<b>L</b>	<b>7-24</b>	<b>23,215</b>
<b>Oct. 30</b>	<b>N.Y. Giants</b>	<b>L</b>	<b>38-41</b>	<b>21,339</b>
Nov. 6	At Detroit	W	42-19	22,479
Nov. 13	At N.Y. Bulldogs	W	65-20	9,072
<b>Nov. 20</b>	<b>L.A. Rams</b>	<b>T</b>	<b>28-28</b>	<b>34,100</b>
<b>Nov. 27</b>	<b>Green Bay</b>	<b>W</b>	<b>41-21</b>	<b>16,787</b>
Dec. 4	At L.A. Rams	W	31-27	74,673
Dec. 11	At Chicago Bears	L	<u>21-52</u>	50,101
Home: 2-3-1 (171,444). Away: 4-2 (209,065).360-301				



## 1950 (5-7)

### HEAD COACH EARL "CURLY" LAMBEAU

Sept. 24	Philadelphia	L	7-45	24,914
Oct. 2	Baltimore	W	55-13	14,439
Oct. 8	At Chicago Bears	L	6-27	48,025
Oct. 15	At Cleveland	L	24-34	33,774
Oct. 22	At Washington	W	38-28	27,856
Oct. 29	N.Y. Giants	W	17-3	23,964
Nov. 5	Cleveland	L	7-10	38,456
Nov. 12	At N.Y. Giants	L	21-51	22,380
Nov. 19	At Philadelphia	W	14-10	28,368
Nov. 23	Pittsburgh	L	17-28	11,622
Dec. 3	Chicago Bears	W	20-10	31,919
Dec. 10	At Pittsburgh	L	7-28	18,301

Home: 3-3 (145,314). Away: 2-4 (178,704). 233-287

## 1951 (3-9)

### HEAD COACH EARL "CURLY" LAMBEAU

Sept. 30	Philadelphia	L	14-17	16,129
Oct. 7	Chicago Bears	W	28-14	33,781
Oct. 14	At N.Y. Giants	L	17-28	28,095
Oct. 21	At Washington	L	3-7	22,960
Oct. 28	Pittsburgh	L	14-28	14,773
Nov. 4	Cleveland	L	17-34	19,742
Nov. 11	At L.A. Rams	L	21-45	29,996
Nov. 18	At San Francisco	W	27-21	19,658
Nov. 25	N.Y. Giants	L	0-10	11,892
Dec. 2	At Cleveland	L	28-49	30,550
Dec. 9	Washington	L	17-20	9,459
Dec. 16	At Chicago Bears	W	24-14	15,085

Home: 1-5 (105,776). Away: 2-4 (146,344). 210-287

## 1952 (4-8)

### HEAD COACH JOE KUCHARICH

Sept. 29	Washington	L	7-23	17,837
Oct. 5	Chicago Bears	W	21-10	34,697
Oct. 12	At Washington	W	17-6	24,600
Oct. 19	At N.Y. Giants	W	24-23	41,182
Oct. 26	Pittsburgh	L	28-34	20,395
Nov. 2	N.Y. Giants	L	6-28	27,195
Nov. 9	At Cleveland	L	13-28	34,097
Nov. 16	At Philadelphia	L	7-10	18,908
Nov. 23	At Pittsburgh	L	14-17	18,330
Nov. 30	Philadelphia	W	28-22	13,577
Dec. 7	Cleveland	L	0-10	24,541
Dec. 14	At Chicago Bears	L	7-10	32,578

Home: 2-4 (138,242). Away: 2-4 (169,695). 172-221

## 1953 (1-10-1)

### HEAD COACH JOE STYDAHAR

Sept. 27	Washington	L	13-24	16,055
Oct. 4	Cleveland	L	7-27	24,374
Oct. 11	At Pittsburgh	L	28-31	25,935
Oct. 18	At N.Y. Giants	L	7-21	30,301
Oct. 25	Philadelphia	L	17-56	22,064
Nov. 1	N.Y. Giants	L	20-23	17,499
Nov. 8	At Washington	L	17-28	19,654
Nov. 15	L.A. Rams	T	24-24	26,674
Nov. 21	At Philadelphia	L	0-38	19,402
Nov. 29	At Cleveland	L	16-27	24,499
Dec. 6	Pittsburgh	L	17-21	14,138
Dec. 13	At Chicago Bears	W	24-17	38,059

Home: 0-5-1 (120,804). Away: 1-5 (157,850).190-337

## 1954 (2-10)

### HEAD COACH JOE STYDAHAR

Sept. 26	N.Y. Giants	L	10-41	16,780
Oct. 3	Philadelphia	L	16-35	17,084
Oct. 10	At Cleveland	L	7-31	24,101
Oct. 17	At N.Y. Giants	L	17-31	31,256
Oct. 24	Cleveland	L	3-35	23,823
Oct. 31	Pittsburgh	W	17-14	18,765
Nov. 7	At Philadelphia	L	14-30	21,963
Nov. 14	At L.A. Rams	L	17-28	40,739
Nov. 21	Washington	W	38-16	15,619
Nov. 28	At Pittsburgh	L	17-20	14,460
Dec. 5	Chicago Bears	L	7-29	33,594
Dec. 12	At Washington	L	20-37	18,107

Home: 2-4 (125,665). Away: 0-6 (150,626). 183-347

## 1955 (4-7-1)

### HEAD COACH RAY RICHARDS

Sept. 26	At Pittsburgh	L	7-14	26,359
Oct. 2	N.Y. Giants	W	28-17	9,555
Oct. 9	At Washington	W	24-10	26,337
Oct. 16	At N.Y. Giants	L	0-10	7,000
Oct. 23	Philadelphia	T	24-24	24,620
Oct. 30	Cleveland	L	20-26	29,471
Nov. 5	Pittsburgh	W	27-13	23,310
Nov. 13	At Green Bay	L	14-31	20,104
Nov. 20	Washington	L	0-31	16,901
Nov. 27	Chicago Bears	W	53-14	47,314
Dec. 4	At Philadelphia	L	3-27	19,378
Dec. 11	At Cleveland	L	24-35	25,914

Home: 3-2-1 (151,171). Away: 1-5 (125,092).224-252

## 1956 (7-5)

### HEAD COACH RAY RICHARDS

Sept. 30	Cleveland	W	9-7	20,966
Oct. 7	N.Y. Giants	W	35-27	21,799
Oct. 14	At Washington	W	31-3	25,794
Oct. 21	At Philadelphia	W	20-6	36,545
Oct. 28	Washington	L	14-17	30,553
Nov. 4	Philadelphia	W	28-17	27,609
Nov. 11	At N.Y. Giants	L	10-23	62,410
Nov. 18	At Pittsburgh	L	7-14	24,086
Nov. 25	Pittsburgh	W	38-27	17,724
Dec. 2	Green Bay	L	21-24	22,620
Dec. 9	At Chicago Bears	L	3-10	48,606
Dec. 16	At Cleveland	W	24-7	25,312

Home: 4-2 (141,271). Away: 3-3 (222,753). 240-182

## 1957 (3-9)

### HEAD COACH RAY RICHARDS

Sept. 29	At San Francisco	W	20-10	35,743
Oct. 6	Washington	L	14-37	18,278
Oct. 13	At Pittsburgh	L	20-29	29,446
Oct. 20	At Washington	W	44-14	23,159
Oct. 27	Cleveland	L	7-17	26,341
Nov. 3	Philadelphia	L	21-38	18,718
Nov. 10	At N.Y. Giants	L	14-27	46,402
Nov. 24	N.Y. Giants	L	21-28	19,200
Dec. 1	At Cleveland	L	0-31	40,525
Dec. 8	Chicago Bears	L	6-14	43,735
Dec. 15	At Philadelphia	W	31-27	12,555
Dec. 22	Pittsburgh	L	2-27	10,084

Home: 0-6 (136,356). Away: 3-3 (187,830). 200-299

## 1958 (2-9-1)

### HEAD COACH FRANK "POP" IVY

Sept. 28	At N.Y. Giants (Buffalo)	L	7-37	21,923
Oct. 4	Washington	W	37-10	21,824
Oct. 12	At Cleveland	L	28-35	65,403
Oct. 19	At N.Y. Giants	W	23-6	52,684
Oct. 26	Cleveland	L	24-38	30,933
Nov. 2	Philadelphia	T	21-21	17,486
Nov. 9	At Washington	L	31-45	26,196
Nov. 16	At Philadelphia	L	21-49	18,315
Nov. 23	Pittsburgh	L	20-27	15,946
Nov. 30	L.A. Rams	L	14-20	13,014
Dec. 7	At Chicago Bears	L	14-30	41,617
Dec. 13	At Pittsburgh	L	21-38	16,660

Home: 1-3-1 (99,203). Away: 1-6. (242,798).261-356

## 1959 (2-10)

### HEAD COACH FRANK "POP" IVY (FINAL SEASON IN CHICAGO)

Sept. 27	Washington	W	49-21	21,892
Oct. 4	Cleveland	L	7-34	19,935
Oct. 11	At Washington	L	14-23	25,937
Oct. 18	At Cleveland	L	7-17	46,422
Oct. 25	Philadelphia (Mpls.)	L	24-28	20,112
Nov. 1	Pittsburgh	W	45-24	23,187
Nov. 8	At N.Y. Giants	L	3-9	56,779
Nov. 15	At Philadelphia	L	17-27	28,887
Nov. 22	N.Y. Giants (Mpls.)	L	20-30	26,625
Nov. 29	Chicago Bears	L	7-31	48,687
Dec. 6	At Detroit	L	21-45	45,811
Dec. 13	At Pittsburgh	L	20-35	19,011

234-324

Home: 2-2 (113,701). Home (Neutral): 0-2 (46,737). Away: 0-6 (222,847).

Note: Four Cardinals home games were played at Chicago's Soldier Field and two at Metropolitan Stadium in Minneapolis.





## 1960 (6-5-1) HEAD COACH FRANK "POP" IVY (FIRST SEASON IN ST. LOUIS)

Sept. 23	At L.A. Rams	W	43-21	47,448
Oct. 2	N.Y. Giants	L	14-35	26,089
Oct. 9	At Philadelphia	L	27-31	33,701
Oct. 16	At Pittsburgh	L	14-27	22,971
Oct. 23	Dallas	W	12-10	23,128
Oct. 30	At N.Y. Giants	W	20-13	58,516
Nov. 6	Washington	W	44-7	22,458
Nov. 13	At Cleveland	L	27-28	49,192
Nov. 20	At Washington	W	26-14	23,848
Nov. 27	Cleveland	T	17-17	26,146
Dec. 4	Philadelphia	L	6-20	21,358
Dec. 18	Pittsburgh	W	38-7	20,840

Home: 3-2-1 (140,019). Away: 3-3 (235,676).288-230

### USUAL STARTING LINEUP

Offense		Defense	
LE.....	Sonny Randle	LE.....	Leo Sugar
LT.....	Ed Cook	LT.....	Don Owens
LG.....	Mike McGee	RT.....	Frank Fuller
C.....	Don Gillis	RE.....	Luke Owens
RG.....	Ken Gray	LLB.....	John Tracey
	Tom Day	MLB.....	Dale Meinert
RT.....	Ken Panfil	RLB.....	Bill Koman
TE.....	Hugh McInnis	LCB.....	Joe Driskill
FL.....	Joe Childress		Billy Stacy
QB.....	John Roach	RCB.....	Jimmy Hill
RB.....	John David Crow	LS.....	Jerry Norton
FB.....	Mal Hammack	RS.....	Larry Wilson
K.....	Gerry Perry		Jimmy Hill
		P.....	Jerry Norton

### TEAM STATISTICS

	Cards	Opp.
Total First Downs .....	229	158
Rushing .....	128	56
Passing .....	88	93
Penalty .....	13	9
Total Net Yards .....	4,167	3,029
Avg. Per Game .....	347.3	252.4
Total Plays .....	838	723
Avg. Per Play .....	5.0	4.2
Net Yards Rushing .....	2,356	1,212
Avg. Per Game .....	196.3	101.0
Total Rushes .....	484	344
Net Yards Passing .....	1,811	1,817
Avg. Per Game .....	150.9	151.4
Yards Lost Att. to Pass .....	179	330
Gross Yards .....	1,990	2,004
Att./Comp./Pct. ....	285/126/44.2	301/156/51.8
Had Intercepted .....	25	21
Punts/Average .....	44/44.7	64/44.2
Net Punting Average .....	38.9	39.9
Penalties/Yards .....	46/456	59/500
Fumbles/Lost .....	43/21	35/23
Touchdowns.....	34	30
Rushing .....	13	8
Passing .....	20	20
Returns .....	1	2

### NOTES

NFL approves Cards' move from Chicago to St. Louis on March 13 ... team plays in 34,000-seat Sportsman's Park ... with no regular practice site, the team practices at an open field at a city park ... running back **John David Crow** breaks **Ollie Matson's** single-season rushing mark with 1,071 yards ... Crow sets franchise single-game mark that stood for 35 years with 203 yards vs. Pittsburgh on Dec. 18 ... Cards lead NFL in rushing with 2,356 yards (196.3 yards per game) and in rushing defense, allowing 1,212 yards (101 yards per game) ... defense also leads league, allowing 252.4 yards per game, 158 first downs, and just 56 first downs rushing ... wide receiver **Sonny Randle** leads NFL with club-record 15 touchdowns receiving on 62 receptions ... little-known Utah halfback **Larry Wilson**, selected in seventh round of draft, converts to safety due to injuries.

## 1961 (7-7) HEAD COACH FRANK "POP" IVY

Sept. 17	At N.Y. Giants	W	21-10	58,059
Sept. 24	At Cleveland	L	17-20	50,443
Oct. 1	At Philadelphia	W	30-27	59,399
Oct. 8	N.Y. Giants	L	9-24	23,713
Oct. 15	Philadelphia	L	7-20	20,262
Oct. 22	At Washington	W	24-0	28,037
Oct. 29	Cleveland	L	10-21	26,696
Nov. 5	At Dallas	W	31-17	20,500
Nov. 12	Detroit	L	14-45	20,320
Nov. 19	At Baltimore	L	0-16	56,112
Nov. 26	At Pittsburgh	L	27-30	17,090
Dec. 3	Washington	W	38-24	16,204
Dec. 10	Dallas	W	31-13	15,384
Dec. 17	Pittsburgh	W	20-0	16,298

Home: 3-4 (138,877). Away: 4-3 (289,640). 279-267

### USUAL STARTING LINEUP

Offense		Defense	
LE.....	Sonny Randle	LE.....	Joe Robb
LT.....	Ed Cook		Ed Henke
LG.....	Mike McGee	LT.....	Don Owens
C.....	Don Gillis	RT.....	Frank Fuller
RG.....	Ken Gray	RE.....	Ed Henke
RT.....	Ernie McMillan		Luke Owens
	Gerry Perry	LLB.....	Ted Bates
TE.....	Taz Anderson	MLB.....	Dale Meinert
	Hugh McInnis	RLB.....	Bill Koman
FL.....	Bobby Joe Conrad	LCB.....	Billy Stacy
	Billy Stacy		Bill West
QB.....	Sam Etcheverry	RCB.....	Jimmy Hill
	Ralph Guglielmi	LS.....	Jerry Norton
	Charley Johnson	RS.....	Larry Wilson
RB.....	Prentice Gautt		Joe Driskill
	John David Crow	P.....	Jerry Norton
FB.....	Frank Mestnik		
K.....	Gerry Perry		

### TEAM STATISTICS

	Cards	Opp.
Total First Downs .....	202	215
Rushing .....	83	91
Passing .....	110	112
Penalty .....	9	12
Total Net Yards .....	3,378	3,986
Avg. Per Game .....	241.3	284.7
Total Plays .....	839	971
Avg. Per Play .....	4.0	4.1
Net Yards Rushing .....	1,405	1,676
Avg. Per Game .....	100.4	119.7
Total Rushes .....	386	477
Net Yards Passing .....	1,973	2,310
Avg. Per Game .....	140.9	165.0
Yards Lost Att. to Pass .....	461	334
Gross Yards .....	2,434	2,644
Att./Comp./Pct. ....	351/168/47.9	389/187/48.1
Had Intercepted .....	23	24
Punts/Average .....	85/44.7	67/43.5
Net Punting Average .....	39.6	38.5
Penalties/Yards .....	57/535	59/546
Fumbles/Lost .....	39/18	36/20
Touchdowns.....	37	30
Rushing .....	8	11
Passing .....	21	18
Returns .....	8	1

### NOTES

Cards sign decade-long CFL passing leader **Sam Etcheverry** and trade quarterback **John Roach** for running back **Prentice Gautt** and wide receiver **Taz Anderson** ... Gautt and Anderson enjoy productive Cardinal careers ... Etcheverry, who passed for 30,381 yards and 183 touchdowns in nine seasons for the Montreal Alouettes, hurts his arm in training camp ... coupled with running back **John David Crow's** broken ankle, Cards finish 7-7 ... Head Coach **Frank "Pop" Ivy** resigns with two games remaining ... Cards win both remaining contests as assistants **Chuck Drulis**, **Ray Prochaska**, and **Ray Willsey** assume coaching reins ... during the season, Drulis and his prize pupil, second-year safety **Larry Wilson**, perfected the safety blitz.



## 1962 (4-9-1)

### HEAD COACH WALLY LEMM

Sept. 16	At Philadelphia	W	27-21	58,910
Sept. 23	At Green Bay	L	0-17	44,885
Sept. 30	At Washington	L	14-24	37,419
<b>Oct. 7</b>	<b>N.Y. Giants</b>	<b>L</b>	<b>14-31</b>	<b>20,327</b>
<b>Oct. 14</b>	<b>Washington</b>	<b>T</b>	<b>17-17</b>	<b>18,104</b>
<b>Oct. 21</b>	<b>Cleveland</b>	<b>L</b>	<b>7-34</b>	<b>23,256</b>
Oct. 28	At Dallas	W	28-24	16,027
Nov. 4	At N.Y. Giants	L	28-31	62,775
<b>Nov. 11</b>	<b>Pittsburgh</b>	<b>L</b>	<b>17-26</b>	<b>20,264</b>
Nov. 18	At Cleveland	L	14-38	41,815
<b>Nov. 25</b>	<b>San Francisco</b>	<b>L</b>	<b>17-24</b>	<b>17,532</b>
Dec. 2	At Pittsburgh	L	7-19	17,265
<b>Dec. 9</b>	<b>Dallas</b>	<b>W</b>	<b>52-20</b>	<b>14,102</b>
<b>Dec. 16</b>	<b>Philadelphia</b>	<b>W</b>	<b>45-35</b>	<b>14,989</b>

Home: 2-4-1 (128,574). Away: 2-5 (279,096). 287-361

### USUAL STARTING LINEUP

Offense	Defense
LE.....Sonny Randle	LE.....Joe Robb
LT.....Ed Cook	DT.....Don Owens
LG.....Mike McGee	DT.....Frank Fuller
C.....Bob DeMarco	RE.....Luke Owens
RG.....Ken Gray	LLB.....Marion Rushing
RT.....Ernie McMillan	MLB.....Garland Boyette
TE.....Taz Anderson	Dale Meinert
FL.....Bobby Joe Conrad	RLB.....Bill Koman
QB.....Charley Johnson	LCB.....Billy Stacy
Sam Etcheverry	RCB.....Jimmy Hill
RB.....John David Crow	LS.....Norm Beal
Mal Hammack	RS.....Larry Wilson
Joe Childress	P.....Sam Etcheverry
K.....Gerry Perry	

### TEAM STATISTICS

	Cards	Opp.
<b>Total First Downs</b> .....	<b>268</b>	<b>251</b>
Rushing	109	93
Passing	138	141
Penalty	21	17
<b>Total Net Yards</b> .....	<b>4,798</b>	<b>4,719</b>
Avg. Per Game	342.7	337.1
Total Plays	923	923
Avg. Per Play	5.2	5.1
<b>Net Yards Rushing</b> .....	<b>1,698</b>	<b>1,732</b>
Avg. Per Game	121.3	123.7
Total Rushes	416	452
<b>Net Yards Passing</b> .....	<b>3,100</b>	<b>2,987</b>
Avg. Per Game	221.4	213.4
Yards Lost Att. to Pass	288	315
Gross Yards	3,388	3,302
Att./Comp./Pct.	434/220/51.7	377/196/51.9
Had Intercepted	30	16
<b>Punts/Average</b> .....	<b>59/38.3</b>	<b>61/40.5</b>
<b>Penalties/Yards</b> .....	<b>56/655</b>	<b>63/584</b>
<b>Fumbles/Lost</b> .....	<b>37/21</b>	<b>23/15</b>
<b>Touchdowns</b> .....	<b>39</b>	<b>44</b>
Rushing	20	18
Passing	18	21
Returns	1	5

### NOTES

Violet Wolfner Bidwill, widow of Card owner Charles W. Bidwill, Sr., passes away ... sons Bill and Charles (Stormy) Bidwill become legal owners and retain their titles of president (Stormy) and vice-president (Bill) ... Wally Lemm, a former Cardinal assistant coach, selected head coach ... Charley Johnson, a "future" draft pick in 1960, becomes starting quarterback in the fifth game of the season and sets team records for pass attempts (308), completions (150), and yardage (2,440) ... he also sets single-game mark with 386 yards against Philadelphia on Dec. 16 as Cards (589 yards total offense) and Eagles (498 yards) combine for 1,087 total yards, the second-highest total in NFL history ... Bobby Joe Conrad switches from running back to flanker and catches 62 passes to tie a club record set two years earlier by Sonny Randle ... Randle sets pair of team marks with 16 receptions for 256 yards at N.Y. Giants on Nov. 4.

## 1963 (9-5)

### HEAD COACH WALLY LEMM

Sept. 14	At Dallas	W	34-7	36,432
Sept. 22	At Philadelphia	W	28-24	60,671
Sept. 29	At Pittsburgh	L	10-23	28,225
Oct. 6	At Minnesota	W	56-14	30,220
<b>Oct. 13</b>	<b>Pittsburgh</b>	<b>W</b>	<b>24-23</b>	<b>23,715</b>
<b>Oct. 20</b>	<b>Green Bay</b>	<b>L</b>	<b>7-30</b>	<b>32,224</b>
Oct. 27	At Washington	W	21-7	46,921
<b>Nov. 3</b>	<b>N.Y. Giants</b>	<b>L</b>	<b>21-38</b>	<b>29,482</b>
<b>Nov. 10</b>	<b>Washington</b>	<b>W</b>	<b>24-20</b>	<b>18,197</b>
Nov. 17	At Cleveland	W	20-14	75,232
Nov. 24	At N.Y. Giants	W	24-17	62,992
<b>Dec. 1</b>	<b>Cleveland</b>	<b>L</b>	<b>10-24</b>	<b>32,531</b>
<b>Dec. 8</b>	<b>Philadelphia</b>	<b>W</b>	<b>38-14</b>	<b>15,979</b>
<b>Dec. 15</b>	<b>Dallas</b>	<b>L</b>	<b>24-28</b>	<b>12,695</b>

Home: 3-4 (164,823). Away: 6-1 (340,693). 341-283

### USUAL STARTING LINEUP

Offense	Defense
LE.....Sonny Randle	LE.....Joe Robb
LT.....Irv Goode	DT.....Don Owens
LG.....Ed Cook	RT.....Luke Owens
C.....Bob DeMarco	RE.....Don Brumm
RG.....Ken Gray	LLB.....Larry Stallings
RT.....Ernie McMillan	Marion Rushing
TE.....Jackie Smith	MLB.....Dale Meinert
Taz Anderson	RLB.....Bill Koman
FL.....Bobby Joe Conrad	LCB.....Pat Fischer
QB.....Charley Johnson	RCB.....Jimmy Hill
FB.....Joe Childress	LS.....Jerry Stovall
RB.....Bill Triplett	Billy Stacy
K.....Jim Bakken	RS.....Larry Wilson
	P.....Jim Bakken

### TEAM STATISTICS

	Cards	Opp.
<b>Total First Downs</b> .....	<b>254</b>	<b>235</b>
Rushing	105	105
Passing	134	107
Penalty	15	23
<b>Total Net Yards</b> .....	<b>4,870</b>	<b>3,954</b>
Avg. Per Game	347.9	282.4
Total Plays	901	872
Avg. Per Play	5.4	4.5
<b>Net Yards Rushing</b> .....	<b>1,839</b>	<b>1,802</b>
Avg. Per Game	131.4	128.7
Total Rushes	423	461
<b>Net Yards Passing</b> .....	<b>3,031</b>	<b>2,152</b>
Avg. Per Game	216.5	153.7
Sacked/Yards Lost	40/372	41/364
Gross Yards	3,403	2,516
Att./Comp./Pct.	438/228/52.1	370/180/48.6
Had Intercepted	21	18
<b>Punts/Average</b> .....	<b>65/40.7</b>	<b>74/40.1</b>
<b>Penalties/Yards</b> .....	<b>69/692</b>	<b>53/581</b>
<b>Fumbles/Lost</b> .....	<b>29/18</b>	<b>32/18</b>
<b>Touchdowns</b> .....	<b>44</b>	<b>34</b>
Rushing	10	19
Passing	30	13
Returns	4	2

### NOTES

Bolstered by an exceptional draft, the Cardinals finish 9-5, their best record since 1948 ... eight draftees—end Don Brumm, linebacker Dave Meggysy, tackle Bob Reynolds, defensive tackle Sam Silas, tight end Jackie Smith, linebacker Larry Stallings, defensive back Jerry Stovall, and running back Bill Thornton—become multi-year starters ... flanker Bobby Joe Conrad catches club-record 73 passes for 967 yards with 10 touchdowns ... quarterback Charley Johnson sets four team single-season passing marks—attempts (423), completions (222), yardage (3,280) and touchdowns (28, still a club record tied by Neil Lomax in 1984) ... ground broken for a multi-purpose stadium in St. Louis.



## 1964 (9-3-2)

### HEAD COACH WALLY LEMM

Sept. 12	At Dallas	W	16-6	36,605
Sept. 20	At Cleveland	T	33-33	76,954
Sept. 27	At San Francisco	W	23-13	30,969
Oct. 4	At Washington	W	23-17	49,219
Oct. 12*	At Baltimore	L	27-47	60,213
Oct. 18	Washington	W	38-24	23,748
Oct. 25	Dallas	L	13-31	28,253
Nov. 1	At N.Y. Giants	L	17-34	63,072
Nov. 8	Pittsburgh	W	34-30	28,245
Nov. 15	N.Y. Giants	T	10-10	29,608
Nov. 22	At Philadelphia	W	38-13	60,671
Nov. 29	At Pittsburgh	W	21-20	27,807
Dec. 6	Cleveland	W	28-19	31,585
Dec. 13	Philadelphia	W	36-34	24,636

Home: 4-4-1 (166,075). Away: 5-2-1 (405,510). 357-331

### Non-Advancing Playoff Bowl between second-place teams

Jan. 3 Vs. Green Bay (At Miami) W 24-17 56,218

\*Scheduling conflict with St. Louis baseball Cardinals' participation in the 1964 World Series moves home game to Baltimore.

### USUAL STARTING LINEUP

Offense		Defense	
LE	Sonny Randle	LE	Joe Robb
	Billy Gambrell	LT	Sam Silas
LT	Bob Reynolds	RT	Luke Owens
LG	Irv Goode	RE	Don Brumm
C	Bob DeMarco	LLB	Larry Stallings
RG	Ken Gray		Mal Hammack
RT	Ernie McMillan	MLB	Dale Meinert
TE	Taz Anderson	RLB	Bill Koman
	Jackie Smith	LCB	Pat Fischer
FL	Bobby Joe Conrad	RCB	Jim Burson
QB	Charley Johnson		Jimmy Hill
RB	John David Crow	LS	Jerry Stovall
	Prentice Gautt	RS	Larry Wilson
	Joe Childress	P	Jackie Smith
K	Jim Bakken		

### TEAM STATISTICS

	Cards	Opp.
Total First Downs	275	235
Rushing	95	96
Passing	152	128
Penalty	28	11
Total Net Yards	4,517	4,292
Avg. Per Game	322.6	306.6
Total Plays	915	845
Avg. Per Play	4.9	5.1
Net Yards Rushing	1,770	1,809
Avg. Per Game	126.4	129.2
Total Rushes	456	414
Net Yards Passing	2,747	2,483
Avg. Per Game	196.2	177.4
Sacked/Yards Lost	37/298	42/356
Gross Yards	3,045	2,839
Att./Comp./Pct.	422/223/52.8	390/194/49.7
Had Intercepted	24	25
Punts/Average	56/40.9	67/43.5
Penalties/Yards	64/579	71/695
Fumbles/Lost	29/16	24/14
Touchdowns	40	36
Rushing	12	13
Passing	21	21
Returns	7	2

### NOTES

Cards spurn overture from Atlanta to relocate to the South with promise of a new stadium ... Cards improve to 9-3-2 record, second in NFL's Eastern Conference to eventual NFL champion Cleveland's 10-3-1 mark ... Cards gain tie and victory, however, against Browns during regular-season play ... cornerback Pat Fischer earns all-pro honors with 10 interceptions, second in the league ... quarterback Charley Johnson finishes season throwing a touchdown pass in 11 consecutive games and pushes the streak to 16 straight in 1965 ... Cards defeat Green Bay 24-17 at Miami in non-advancing Playoff Bowl between second-place finishers in each conference ... World Series conflict with baseball Cardinals moves Oct. 12 home game vs. Colts to Baltimore.

## 1965 (5-9)

### HEAD COACH WALLY LEMM

Sept. 19	At Philadelphia	L	27-34	54,260
Sept. 26	At Cleveland	W	49-13	80,161
Oct. 4	Dallas	W	20-13	32,034
Oct. 10	At Washington	W	37-16	50,205
Oct. 17	At Pittsburgh	W	20-7	31,085
Oct. 24	Washington	L	20-24	32,228
Oct. 31	At N.Y. Giants	L	10-14	62,807
Nov. 7	Pittsburgh	W	21-17	31,899
Nov. 14	At Chicago	L	13-34	45,663
Nov. 21	N.Y. Giants	L	15-28	31,704
Nov. 28	Philadelphia	L	24-28	28,706
Dec. 5	L.A. Rams	L	3-27	27,943
Dec. 11	At Dallas	L	13-27	38,499
Dec. 19	Cleveland	L	24-27	29,348

Home: 2-5 (213,862). Away: 3-4 (393,680). 296-309

### USUAL STARTING LINEUP

Offense		Defense	
LE	Sonny Randle	LE	Joe Robb
LT	Bob Reynolds	LT	Sam Silas
LG	Irv Goode	RT	Luke Owens
C	Bob DeMarco	RE	Don Brumm
RG	Ken Gray	LLB	Larry Stallings
RT	Ernie McMillan		Dave Meggysey
TE	Jackie Smith		Marion Rushing
FL	Bobby Joe Conrad	MLB	Dale Meinert
QB	Charley Johnson	RLB	Bill Koman
RB	Bill Triplett	LCB	Pat Fischer
	Willis Crenshaw	RCB	Jim Burson
	Joe Childress	LS	Jerry Stovall
K	Jim Bakken		Monk Bailey
		RS	Larry Wilson
			Carl Silvestri
		P	Jim Bakken
			Jackie Smith

### TEAM STATISTICS

	Cards	Opp.
Total First Downs	251	238
Rushing	90	89
Passing	143	133
Penalty	18	16
Total Net Yards	4,562	4,297
Avg. Per Game	325.9	306.9
Total Plays	909	852
Avg. Per Play	5.0	5.0
Net Yards Rushing	1,619	1,813
Avg. Per Game	115.6	129.5
Total Rushes	431	433
Net Yards Passing	2,943	2,484
Avg. Per Game	210.2	177.4
Sacked/Yards Lost	30/279	39/342
Gross Yards	3,222	2,826
Att./Comp./Pct.	448/221/49.3	380/184/48.4
Had Intercepted	25	17
Punts/Average	67/40.4	65/43.3
Penalties/Yards	45/458	70/760
Fumbles/Lost	15/7	29/15
Touchdowns	33	37
Rushing	10	12
Passing	20	24
Returns	3	1

### NOTES

Alabama All-America quarterback Joe Namath is Cards' first-round draft pick, but the flashy passer opts to sign with rival AFL's New York Jets ... Cards win four of first five games, but injuries to quarterback Charley Johnson, starting running backs Prentice Gautt and Joe Childress, and defensive backs Larry Wilson and Jerry Stovall take a toll and the team slides to 5-9 ... Wilson sets team mark with 96-yard interception return for a touchdown vs. Cleveland on Dec. 19 ... a few weeks earlier, with casts on both hands, Wilson intercepts a Bill Nelsen pass against Pittsburgh on Nov. 7 ... Wally Lemm announces after the final game he will not return as head coach.





## 1966 (8-5-1)

### HEAD COACH CHARLEY WINNER

Sept. 11	Philadelphia	W	16-13	39,065
Sept. 18	Washington	W	23-7	40,198
Sept. 25	At Cleveland	W	34-28	74,814
Oct. 2	At Philadelphia	W	41-10	59,305
Oct. 9	N.Y. Giants	W	24-19	43,893
Oct. 16	Dallas	T	10-10	50,673
Oct. 23	At Washington	L	20-26	50,154
Oct. 31	Chicago	W	24-17	49,516
Nov. 6	At N.Y. Giants	W	20-17	62,967
Nov. 13	At Pittsburgh	L	9-30	28,552
Nov. 27	Pittsburgh	W	6-3	46,099
Dec. 4	At Dallas	L	17-31	76,965
Dec. 11	At Atlanta	L	10-16	57,169
Dec. 17	Cleveland	L	10-38	47,721

Home: 5-1-1 (317,166). Away: 3-4 (409,926).264-265

### USUAL STARTING LINEUP

Offense	Defense
WR.....Sonny Randle	LE.....Joe Robb
LT.....Bob Reynolds	LT.....Sam Silas
LG.....Irv Goode	RT.....Chuck Walker
.....Rick Sortun	RE.....Don Brumm
C.....Bob DeMarco	LLB.....Larry Stallings
.....Irv Goode	MLB.....Dale Meinert
RG.....Ken Gray	RLB.....Bill Koman
.....Rick Sortun	LCB.....Jim Burson
RT.....Ernie McMillan	.....Pat Fischer
TE.....Jackie Smith	RCB.....Abe Woodson
FL.....Bobby Joe Conrad	.....Jim Burson
QB.....Charley Johnson	LS.....Jerry Stovall
.....Terry Nofsinger	RS.....Larry Wilson
RB.....Johnny Roland	P.....Jackie Smith
FB.....Willis Crenshaw	
.....Prentice Gautt	
K.....Jim Bakken	

### TEAM STATISTICS

	Cards	Opp.
Total First Downs .....	212	209
Rushing .....	88	68
Passing .....	108	109
Penalty .....	16	32
Total Net Yards .....	3,541	3,492
Avg. Per Game .....	252.9	249.4
Total Plays .....	882	872
Avg. Per Play .....	4.0	4.0
Net Yards Rushing .....	1,601	1,192
Avg. Per Game .....	114.4	85.1
Total Rushes .....	458	377
Net Yards Passing .....	1,940	2,300
Avg. Per Game .....	138.6	164.3
Sacked/Yards Lost .....	38/352	52/433
Gross Yards .....	2,292	2,733
Att./Comp./Pct. ....	386/180/46.6	443/18742.2
Had Intercepted .....	19	21
Punts/Average .....	81/35.1	85/41.3
Penalties/Yards .....	67/586	83/761
Fumbles/Lost .....	26/18	20/10
Touchdowns .....	28	28
Rushing .....	10	10
Passing .....	13	16
Returns .....	5	2

### NOTES

Charley Winner named head coach ... team begins play in newly-opened Busch Memorial Stadium, featuring artificial turf and a seating capacity of 51,392 ... record crowd of 50,673 views 10-10 tie with Dallas on Oct. 16, an attendance mark that would stand for four seasons ... Cards begin season 7-1-1, but another injury to quarterback Charley Johnson, and subsequent injuries to wide receiver Sonny Randle, cornerback Pat Fischer, and offensive linemen Bob DeMarco, Ken Gray, and Irv Goode result in 8-5-1 mark ... safety Larry Wilson leads NFL with 10 interceptions and ties another mark with thefts in seven consecutive games ... Cardinals score just 52 points in final five games ... Cards are victims of Atlanta's first home victory as a new franchise, a 16-10 Falcon win Dec. 11.

## 1967 (6-7-1)

### HEAD COACH CHARLEY WINNER

Sept. 17	N.Y. Giants	L	20-37	40,801
Sept. 24	At Pittsburgh	W	28-14	45,579
Oct. 1	Detroit	W	38-28	43,821
Oct. 8	At Minnesota	W	34-24	40,017
Oct. 15	At Cleveland	L	16-20	77,813
Oct. 22	Philadelphia	W	48-14	46,562
Oct. 30	Green Bay	L	23-31	49,792
Nov. 5	At Washington	W	27-21	50,480
Nov. 12	Pittsburgh	T	14-14	46,994
Nov. 19	At Chicago	L	3-30	47,417
Nov. 23	At Dallas	L	21-46	68,787
Dec. 3	New Orleans	W	31-20	41,171
Dec. 10	Cleveland	L	16-20	47,782
Dec. 17	At N.Y. Giants	L	14-37	62,955

Home: 3-3-1 (316,923). Away: 3-4 (393,048).333-356

### USUAL STARTING LINEUP

Offense	Defense
WR.....Billy Gambrell	LE.....Joe Robb
LT.....Bob Reynolds	LT.....Sam Silas
LG.....Irv Goode	RT.....Chuck Walker
C.....Bob DeMarco	RE.....Don Brumm
RG.....Ken Gray	.....Dave Long
RT.....Ernie McMillan	LLB.....Larry Stallings
TE.....Jackie Smith	MLB.....Dale Meinert
FL.....Bobby Joe Conrad	RLB.....Bill Koman
QB.....Jim Hart	LCB.....Pat Fischer
RB.....Johnny Roland	RCB.....Jim Burson
.....Prentice Gautt	LS.....Jerry Stovall
K.....Jim Bakken	RS.....Larry Wilson
	P.....Chuck Latourette

### TEAM STATISTICS

	Cards	Opp.
Total First Downs .....	248	216
Rushing .....	97	79
Passing .....	131	117
Penalty .....	20	20
Total Net Yards .....	4,780	4,185
Avg. Per Game .....	341.4	298.9
Total Plays .....	927	807
Avg. Per Play .....	5.2	5.2
Net Yards Rushing .....	1,839	1,502
Avg. Per Game .....	131.4	107.3
Total Rushes .....	472	410
Net Yards Passing .....	2,941	2,683
Avg. Per Game .....	210.1	191.6
Sacked/Yards Lost .....	24/229	37/340
Gross Yards .....	3,170	3,023
Att./Comp./Pct. ....	431/204/47.3	360/169/46.9
Had Intercepted .....	35	19
Punts/Average .....	62/40.8	81/39.0
Penalties/Yards .....	65/730	89/782
Fumbles/Lost .....	23/11	19/13
Touchdowns .....	36	46
Rushing .....	15	13
Passing .....	20	26
Returns .....	1	7

### NOTES

NFL expands to 16 teams ... Cards join Century Division of the Eastern Conference with Cleveland, New York, and Pittsburgh ... wide receiver Sonny Randle is traded to San Francisco ... quarterback Charley Johnson and linebacker Larry Stallings are inducted into the Army two days before the first preseason game ... kicker Jim Bakken leads NFL with 117 points (most for a kicker) on 27-of-39 field goals and 36-of-36 extra points ... he also sets NFL single-game record with nine field-goal attempts (made seven) vs. Pittsburgh Sept. 24 ... tight end Jackie Smith posts 1,205 receiving yards on 56 receptions for club record and impressive 21.5-yard average per catch ... Cards finish 6-7-1 but witness starting debut of former taxi squad free agent from Southern Illinois, quarterback Jim Hart ... John Omohundro, then an assistant to trainer Jack Rockwell, begins a tenure with the Cards that lasted 41 years.



## 1968 (9-4-1)

### HEAD COACH CHARLEY WINNER

Sept. 16	L.A. Rams	L	13-24	49,757
Sept. 22	At San Francisco	L	17-35	27,557
Sept. 29	At New Orleans	W	21-20	79,021
Oct. 6	Dallas	L	10-27	48,296
Oct. 13	At Cleveland	W	27-21	79,349
Oct. 20	Washington	W	41-14	46,456
Oct. 27	New Orleans	W	31-17	45,476
Nov. 3	At Philadelphia	W	45-17	59,208
Nov. 10	Pittsburgh	T	28-28	45,432
Nov. 17	At Baltimore	L	0-27	60,238
Nov. 24	Atlanta	W	17-12	43,246
Dec. 1	At Pittsburgh	W	20-10	22,682
Dec. 8	At N.Y. Giants	W	28-21	62,709
Dec. 14	Cleveland	W	27-16	39,746

325-289  
Home: 4-2-1 (318,409). Away: 5-2 (390,764).

## TEAM STATISTICS

	Cards	Opp.
<b>Total First Downs</b>	<b>245</b>	<b>238</b>
Rushing	117	90
Passing	107	131
Penalty	21	17
<b>Total Net Yards</b>	<b>4183</b>	<b>4419</b>
Avg. Per Game	298.7	315.6
Total Plays	871	866
Avg. Per Play	4.8	5.1
<b>Net Yards Rushing</b>	<b>1996</b>	<b>1558</b>
Avg. Per Game	142.6	111.3
Total Rushes	463	423
<b>Net Yards Passing</b>	<b>2187</b>	<b>2861</b>
Avg. Per Game	156.2	204.4
Sacked/Yards Lost	23/202	44/400
Gross Yards	2,389	3,261
Att./Comp./Pct.	385/169/43.9	399/210/52.6
Had Intercepted	20	13
<b>Punts/Average</b>	<b>65/41.6</b>	<b>70/38.1</b>
<b>Penalties/Yards</b>	<b>66/708</b>	<b>71/728</b>
<b>Fumbles/Lost</b>	<b>24/11</b>	<b>19/8</b>
<b>Touchdowns</b>	<b>40</b>	<b>35</b>
Rushing	22	10
Passing	16	23
Returns	2	2

## SCORE BY PERIOD

	Q1	Q2	Q3	Q4	OT	Pts.
Team	47	74	83	121	0	325
Opponents	82	60	93	54	0	289

## SCORING

	TD	R	P	R	PAT	FG	S
<b>Pts.</b>							
Bakken	0	0	0	0	40/40	15/24	0 85
Crenshaw	7	6	1	0	0/0	0/0	0 42
Shivers	7	4	3	0	0/0	0/0	0 42
Hart	6	6	0	0	0/0	0/0	0 36
Williams	6	0	6	0	0/0	0/0	0 36
Smith	5	3	2	0	0/0	0/0	0 30
Conrad	4	0	4	0	0/0	0/0	0 24
Roland	2	2	0	0	0/0	0/0	0 12
Brumm	*1	0	0	0	0/0	0/0	0 6
Edwards	1	1	0	0	0/0	0/0	0 6
Latourette	1	0	0	1	0/0	0/0	0 6
<b>Team</b>	<b>40</b>	<b>22</b>	<b>16</b>	<b>1</b>	<b>40/40</b>	<b>15/24</b>	<b>325</b>
<b>Opponents</b>	<b>35</b>	<b>10</b>	<b>23</b>	<b>2</b>	<b>34/35</b>	<b>15/33</b>	<b>289</b>

\*Includes one fumble recovery for touch-down.

## PASSING

	Att.	Comp.	Yds.	Comp. %	Yds./Att.	TD	TD%	Int.	Int. %	Long	Sack/Lost	Rating
Hart	316	140	2,059	44.3	6.52	15	4.7	18	5.7	80t	-/129	58.4
Johnson	67	29	330	43.3	4.93	1	1.5	1	1.5	30	-/64	57.4
Roland	1	0	0	0.0	0.0	0	0.0	0	0.0	0	-/0	39.5
Latourette	1	0	0	0.0	0.0	0	0.0	0	0.0	0	-/0	39.5
<b>Team</b>	<b>385</b>	<b>169</b>	<b>2,389</b>	<b>43.9</b>	<b>6.21</b>	<b>16</b>	<b>4.1</b>	<b>19</b>	<b>4.9</b>	<b>80t</b>	<b>23/202</b>	<b>57.8</b>
<b>Opponents</b>	<b>399</b>	<b>210</b>	<b>3,261</b>	<b>52.6</b>	<b>8.17</b>	<b>23</b>	<b>5.7</b>	<b>13</b>	<b>3.2</b>	<b>85t</b>	<b>44/400</b>	<b>85.6</b>

## RUSHING

	No.	Yds.	Avg.	Long	TD
Crenshaw	203	813	4.0	66t	6
Roland	121	455	3.8	45	2
Edwards	31	214	6.9	42	1
Shivers	44	184	4.2	42t	4
Smith	12	163	13.6	37	3
Lane	23	74	3.2	11	0
Williams	3	47	15.7	43	0
Hart	19	20	1.1	3	6
Latourette	1	15	15.0	15	0
Wilson	1	12	12.0	12	0
Johnson	5	-1	0	2	0
<b>Team</b>	<b>463</b>	<b>1,996</b>	<b>4.3</b>	<b>66t</b>	<b>22</b>
<b>Opponents</b>	<b>423</b>	<b>1,558</b>	<b>3.7</b>	<b>-</b>	<b>10</b>

## RECEIVING

	No.	Yds.	Avg.	Long	TD
Smith	49	789	16.1	65t	2
Williams	43	682	15.9	71t	6
B. Joe Conrad	32	449	14.0	80t	4
Crenshaw	23	232	10.1	42	1
Shivers	9	103	11.4	40t	3
Roland	8	97	12.1	40	0
Daanen	4	35	8.8	15	0
Edwards	1	2	2.0	2	0
<b>Team</b>	<b>169</b>	<b>2,389</b>	<b>14.1</b>	<b>80t</b>	<b>16</b>
<b>Opponents</b>	<b>210</b>	<b>3,261</b>	<b>15.6</b>	<b>-</b>	<b>23</b>

## INTERCEPTIONS

	No.	Yds.	Avg.	Long	TD
Wilson	4	14	3.5	8	0
Sanders	3	6	2.0	6	0
Rivers	2	22	11.0	14	0
Atkins	2	0	0.0	0	0
Clark	1	15	15.0	15	0
Keys	1	8	8.0	8	0
<b>Team</b>	<b>13</b>	<b>65</b>	<b>5.0</b>	<b>15</b>	<b>0</b>
<b>Opponents</b>	<b>20</b>	<b>173</b>	<b>8.7</b>	<b>32</b>	<b>0</b>

## PUNT RETURNS

	Ret.	FC	Yds.	Avg.	Long	TD
Latourette	28	11	*345	12.3	86t	1
Roland	2	9	11	5.5	8	0
Wilson	0	1	0	0.0	0	0
<b>Team</b>	<b>30</b>	<b>21</b>	<b>356</b>	<b>11.9</b>	<b>86t</b>	<b>1</b>
<b>Opponents</b>	<b>36</b>	<b>-</b>	<b>266</b>	<b>7.4</b>	<b>-</b>	<b>1</b>

\*Team record

## KICKOFF RETURNS

	No.	Yds.	Avg.	Long	TD
Latourette	**46	**1,237	26.9	75	0
Crenshaw	6	104	17.3	25	0
Shivers	3	63	21.0	23	0
Long	1	0	0.0	0	0
<b>Team</b>	<b>56</b>	<b>1,404</b>	<b>25.1</b>	<b>75</b>	<b>0</b>
<b>Opponents</b>	<b>56</b>	<b>1,303</b>	<b>23.3</b>	<b>94</b>	<b>-</b>

\*\*NFL and team record

## PUNTING

	No.	Yds.	Avg.	Lg	Blk.
Latourette	65	2,701	41.6	55	0
<b>Team</b>	<b>65</b>	<b>2,701</b>	<b>41.6</b>	<b>55</b>	<b>0</b>
<b>Opponents</b>	<b>70</b>	<b>2,668</b>	<b>38.1</b>	<b>-</b>	<b>-</b>

## FIELD GOALS

	1-19	20-29	30-39	40-49	50+
Bakken	2-2	7-7	3-6	3-8	0-1
<b>Team</b>	<b>2-2</b>	<b>7-7</b>	<b>3-6</b>	<b>3-8</b>	<b>0-1</b>
<b>Opponents</b>	<b>5-5</b>	<b>4-7</b>	<b>3-10</b>	<b>1-8</b>	<b>2-3</b>

## USUAL STARTING LINEUP

Offense	Defense
<b>WR</b> .....Dave Williams	<b>LE</b> .....Don Brumm
<b>LT</b> .....Bob Reynolds	<b>LT</b> .....Fred Heron
<b>LG</b> .....Irv Goode	<b>RT</b> .....Bob Rowe
<b>C</b> .....Bob DeMarco	<b>RE</b> .....Chuck Walker
<b>RG</b> .....Ken Gray	<b>LLB</b> .....Larry Stallings
<b>RT</b> .....Ernie McMillan	Ernie Clark
<b>TE</b> .....Jackie Smith	<b>MLB</b> .....Jamie Rivers
<b>FL</b> Bobby Joe Conrad	Mike Strofolino
<b>QB</b> .....Jim Hart	<b>RLB</b> Dave Meggysyey
<b>RB</b> .....Johnny Roland	<b>LCB</b> .....Robert Atkins
Willis Crenshaw	<b>RCB</b> Lonnie Sanders
<b>K</b> .....Jim Bakken	<b>LS</b> .....Mike Barnes
	Jerry Stovall
	<b>RS</b> .....Larry Wilson
	P...Chuck Latourette

## NOTES

After a 1-3 start, Cards roll to 8-1-1 mark in the final 10 contests to finish 9-4-1 ... punter/defensive back **Chuck Latourette** sets NFL mark with 46 kickoff returns for 1,237 yards ... Cards' 22 rushing touchdowns most since 1949 ... Cards send nine players to the Pro Bowl, including four of the five starting offensive linemen—center **Bob DeMarco**, guards **Irv Goode** and **Ken Gray**, and tackle **Ernie McMillan** ... the fifth lineman—tackle **Bob Reynolds**—is named in '67 and again in '69 ... tight end **Jackie Smith**, in addition to catching 49 passes for a 16.1-yard average, perfects the end-around play, averaging 13.6 yards on 12 carries (163 yards) with three touchdowns (36, 34, 11 yards).

## FINAL NFC CENTURY STANDINGS

Team	W	L	T	Pct.	Pts.	OP
Cleveland	10	4	0	.714	394	273
St. Louis	9	4	1	.692	325	289
New Orleans	4	9	1	.308	246	327
Pittsburgh	2	11	1	.154	244	397



## 1969 (4-9-1)

### HEAD COACH CHARLEY WINNER

Sept. 21	At Dallas	L	3-24	62,134
<b>Sept. 28</b>	<b>Chicago</b>	<b>W</b>	<b>20-17</b>	<b>50,039</b>
Oct. 5	At Pittsburgh	W	27-14	45,011
Oct. 12	At Washington	L	17-33	50,481
<b>Oct. 19</b>	<b>Minnesota</b>	<b>L</b>	<b>10-27</b>	<b>49,430</b>
Oct. 26	At Cleveland	T	21-21	81,186
<b>Nov. 2</b>	<b>New Orleans</b>	<b>L</b>	<b>42-51</b>	<b>46,718</b>
<b>Nov. 9</b>	<b>N.Y. Giants</b>	<b>W</b>	<b>42-17</b>	<b>49,194</b>
Nov. 16	At Detroit	L	0-20	51,749
<b>Nov. 23</b>	<b>Philadelphia</b>	<b>L</b>	<b>30-34</b>	<b>45,512</b>
<b>Nov. 30</b>	<b>Pittsburgh</b>	<b>W</b>	<b>47-10</b>	<b>43,721</b>
Dec. 7	At N.Y. Giants	L	6-49	62,973
<b>Dec. 14</b>	<b>Cleveland</b>	<b>L</b>	<b>21-27</b>	<b>44,924</b>
Dec. 21	At Green Bay	L	28-45	50,861
			314-389	
Home:			3-4 (329,538)	
Away:			1-5-1 (404,395)	

## TEAM STATISTICS

	Cards	Opp.
<b>Total First Downs</b> .....	<b>224</b>	<b>289</b>
Rushing	83	83
Passing	125	185
Penalty	16	21
<b>Total Net Yards</b> .....	<b>4185</b>	<b>5176</b>
Avg. Per Game	298.9	369.7
Total Plays	833	936
Avg. Per Play	5.0	5.5
<b>Net Yards Rushing</b> .....	<b>1446</b>	<b>1644</b>
Avg. Per Game	103.2	117.4
Total Rushes	382	438
<b>Net Yards Passing</b> .....	<b>2739</b>	<b>3532</b>
Avg. Per Game	195.6	252.2
Sacked/Yards Lost	21/201	33/220
Gross Yards	2,940	3,752
Att./Comp./Pct.	430/216/50.2	465/260/55.9
Had Intercepted	25	15
<b>Punts/Average</b> .....	<b>73/37.6</b>	<b>67/40.4</b>
<b>Penalties/Yards</b> .....	<b>72/765</b>	<b>71/773</b>
<b>Fumbles/Lost</b> .....	<b>24/10</b>	<b>19/12</b>
<b>Touchdowns</b> .....	<b>40</b>	<b>48</b>
Rushing	17	10
Passing	19	38
Returns	4	0

## SCORE BY PERIOD

	Q1	Q2	Q3	Q4	OT	Pts.
Team	83	53	49	129	0	314
Opponents	73	106	118	92	0	389

## SCORING

	TD	R	P	R	PAT	FG	S	Pts.
Bakken	0	0	0	0	38/40	12/24	0	74
Gilliam	10	0	9	1	0/0	0/0	0	60
Williams	7	0	7	0	0/0	0/0	0	42
Roland	6	5	1	0	0/0	0/0	0	36
Crenshaw	3	3	0	0	0/0	0/0	0	18
Edwards	3	3	0	0	0/0	0/0	0	18
Shivers	3	2	1	0	0/0	0/0	0	18
Hart	2	2	0	0	0/0	0/0	0	12
Johnson	1	1	0	0	0/0	0/0	0	6
Lane	1	1	0	0	0/0	0/0	0	6
Rowe	1	0	0	1	0/0	0/0	0	6
Smith	1	0	1	0	0/0	0/0	0	6
Stallings	1	0	0	1	0/0	0/0	0	6
Wilson	1	0	0	1	0/0	0/0	0	6
<b>Team</b>	<b>40</b>	<b>17</b>	<b>19</b>	<b>4</b>	<b>38/40</b>	<b>12/24</b>	<b>0</b>	<b>314</b>
<b>Opponents</b>	<b>48</b>	<b>10</b>	<b>38</b>	<b>0</b>	<b>47/48</b>	<b>18/31</b>	<b>0</b>	<b>389</b>

## PASSING

	Att.	Comp.	Yds.	Comp. %	Yds./Att.	TD	TD%	Int.	Int. %	Long	Sack/Lost	Rating
Johnson	260	131	1,847	50.4	7.10	13	5.0	13	5.0	84t	11/101	69.5
Hart	169	84	1,086	49.7	6.43	6	3.5	12	7.1	60t	10/100	52.4
Hill	1	1	7	100.0	7.00	0	0.0	0	0.0	7	0/0	95.8
<b>Team</b>	<b>430</b>	<b>216</b>	<b>2,940</b>	<b>50.2</b>	<b>6.84</b>	<b>19</b>	<b>4.2</b>	<b>25</b>	<b>5.8</b>	<b>84t</b>	<b>21/201</b>	<b>62.2</b>
<b>Opponents</b>	<b>465</b>	<b>260</b>	<b>3,752</b>	<b>55.9</b>	<b>8.07</b>	<b>38</b>	<b>8.2</b>	<b>15</b>	<b>3.2</b>	<b>82t</b>	<b>33/220</b>	<b>96.3</b>

## RUSHING

	No.	Yds.	Avg.	Long	TD
Edwards	107	504	4.7	48	3
Roland	138	498	3.6	21	5
Crenshaw	55	172	3.1	26t	3
Shivers	27	115	4.3	15	2
Lane	25	93	3.7	13	1
Johnson	17	51	3.0	15	1
Hart	7	16	2.3	10	2
Williams	1	1	1.0	1	0
Smith	4	0	0	9	0
Gilliam	1	-4	0	0	0
<b>Team</b>	<b>382</b>	<b>1,446</b>	<b>3.8</b>	<b>48</b>	<b>17</b>
<b>Opponents</b>	<b>438</b>	<b>1,644</b>	<b>3.8</b>	<b>54</b>	<b>10</b>

## RECEIVING

	No.	Yds.	Avg.	Long	TD
Williams	56	702	12.5	61	7
Gilliam	52	997	19.2	84t	9
Smith	43	561	13.1	34	1
Edwards	23	309	13.4	37	0
Roland	12	136	11.3	23	1
Crenshaw	11	94	8.5	31	0
Lane	9	61	6.8	14	0
Shivers	7	61	8.7	26	1
Daanen	2	12	6.0	7	0
Brown	1	7	7.0	7	0
<b>Team</b>	<b>216</b>	<b>2,940</b>	<b>13.6</b>	<b>84t</b>	<b>19</b>
<b>Opponents</b>	<b>260</b>	<b>3,752</b>	<b>13.1</b>	<b>82t</b>	<b>38</b>

## INTERCEPTIONS

	No.	Yds.	Avg.	Long	TD
Atkins	3	74	24.7	42	0
Wehrli	3	44	14.7	44	0
Wright	2	41	20.5	21	0
Rowe	2	19	9.5	18t	1
Wilson	2	15	7.5	15	0
Stovall	1	28	28.0	28	0
Brown	1	21	21.0	21	0
Rosema	1	3	3.0	3	0
<b>Team</b>	<b>15</b>	<b>245</b>	<b>16.3</b>	<b>44</b>	<b>1</b>
<b>Opponents</b>	<b>25</b>	<b>202</b>	<b>8.0</b>	<b>48</b>	<b>0</b>

## PUNT RETURNS

	Ret.	FC	Yds.	Avg.	Long	TD
R. Wehrli	13	4	65	5.0	25	0
J. Roland	10	4	53	5.3	8	0
R. Shivers	9	2	44	4.9	9	0
T. Brown	6	1	39	6.5	35	0
<b>Team</b>	<b>38</b>	<b>11</b>	<b>201</b>	<b>5.3</b>	<b>35</b>	<b>0</b>
<b>Opponents</b>	<b>35</b>	<b>18</b>	<b>158</b>	<b>4.5</b>	<b>30</b>	<b>0</b>

## KICKOFF RETURNS

	No.	Yds.	Avg.	Long	TD
Lane	20	523	26.2	69	0
Brown	15	320	21.3	28	0
Gilliam	11	339	30.8	100t	1
Shivers	10	205	20.5	35	0
Wehrli	1	18	18.0	18	0
Wilson	4	66	16.5	24	0
Crenshaw	4	34	8.5	18	0
Olerich	2	2	2.0	2	0
<b>Team</b>	<b>67</b>	<b>1,507</b>	<b>22.5</b>	<b>100t</b>	<b>1</b>
<b>Opponents</b>	<b>49</b>	<b>1,007</b>	<b>20.5</b>	<b>86</b>	<b>0</b>

## PUNTING

	No.	Yds.	Avg.	Lg	Blk.
Hill	73	2,746	37.6	57	1
<b>Team</b>	<b>73</b>	<b>2,746</b>	<b>37.6</b>	<b>57</b>	<b>1</b>
<b>Opponents</b>	<b>67</b>	<b>2,710</b>	<b>40.4</b>	<b>66</b>	<b>1</b>

## FIELD GOALS

	1-19	20-29	30-39	40-49	50+
Bakken	2-2	4-8	3-4	3-7	0-3
<b>Team</b>	<b>2-2</b>	<b>4-8</b>	<b>3-4</b>	<b>3-7</b>	<b>0-3</b>
<b>Opponents</b>	<b>5-</b>	<b>7-</b>	<b>3-</b>	<b>3-</b>	<b>0-</b>

## USUAL STARTING LINEUP

Offense	Defense
<b>WR</b> .....Dave Williams	<b>LE</b> .....Rolf Krueger
<b>LT</b> .....Bob Reynolds	<b>LT</b> .....Fred Heron
<b>LG</b> .....Irv Goode	<b>RT</b> .....Bob Rowe
<b>C</b> .....Bob DeMarco	<b>RE</b> .....Chuck Walker
<b>RG</b> .....Ken Gray	<b>LLB</b> .....Larry Stallings
<b>RT</b> .....Ernie McMillan	<b>MLB</b> .....Jamie Rivers
<b>TE</b> .....Jackie Smith	Chip Healy
<b>WR</b> .....John Gilliam	<b>RLB</b> .....Rocky Rosema
<b>QB</b> .....Charley Johnson	Dave Meggysay
Jim Hart	<b>LCB</b> .....Roger Wehrli
<b>RB</b> .....Johnny Roland	<b>RCB</b> .....Nate Wright
Cid Edwards	Robert Atkins
Willis Crenshaw	<b>LS</b> .....Jerry Stovall
<b>K</b> .....Jim Bakken	<b>RS</b> .....Larry Wilson
	<b>P</b> .....King Hill

## NOTES

Injuries decimate the team as 11 players undergo surgery ... Cards limp to 4-9-1 mark as offense manages just 193 points, fewest since 1954 (183) ... defense is particularly hobbled by injuries, allowing team-record 389 points that will stand for 15 seasons ... safety **Larry Wilson** sets team mark with 88-yard fumble return for a touchdown at Green Bay Dec. 21 that stands until 2000 ... Cards and Saints combine for NFL-record 12 touchdown passes in 51-42 New Orleans victory in Busch Stadium Nov. 2 ... the combined 93 points is just 10 shy of the all-time NFL combined single-game scoring mark as quarterbacks **Charley Johnson** (Cardinals) and **Billy Kilmer** (Saints) each toss six touchdown passes to set Cards individual and opponent marks.

## FINAL NFC CENTURY STANDINGS

Team	W	L	T	Pct.	Pts.	OP
Cleveland	10	3	1	.769	351	300
N.Y. Giants	6	8	0	.429	264	298
St. Louis	4	9	1	.308	314	389
Pittsburgh	1	13	0	.071	218	404





## 1970 (8-5-1) HEAD COACH CHARLEY WINNER

Sept. 18	At L.A. Rams	L	13-34	63,130
Sept. 27	Washington	W	27-17	44,246
Oct. 4	Dallas	W	20-7	50,780
Oct. 11	New Orleans	W	24-17	45,294
Oct. 18	At Philadelphia	W	35-20	59,002
Oct. 25	At N.Y. Giants	L	17-35	62,984
Nov. 1	Houston	W	44-0	47,911
Nov. 8	Boston	W	31-0	46,466
Nov. 16	At Dallas	W	38-0	69,323
Nov. 22	At Kansas City	T	6-6	50,711
Nov. 29	Philadelphia	W	23-14	46,581
Dec. 6	At Detroit	L	3-16	56,362
Dec. 13	N.Y. Giants	L	17-34	50,845
Dec. 20	At Washington	L	27-28	50,415
			325-228	
	Home: 6-1 (332,123).		Away: 2-4-1 (411,927).	

### TEAM STATISTICS

	Cards	Opp.
<b>Total First Downs</b> .....	<b>226</b>	<b>242</b>
Rushing	110	96
Passing	104	116
Penalty	12	30
<b>Total Net Yards</b> .....	<b>4472</b>	<b>3869</b>
Avg. Per Game	319.4	276.3
Total Plays	845	894
Avg. Per Play	5.3	4.3
<b>Net Yards Rushing</b> .....	<b>1998</b>	<b>1762</b>
Avg. Per Game	142.7	125.9
Total Rushes	429	472
<b>Net Yards Passing</b> .....	<b>2474</b>	<b>2107</b>
Avg. Per Game	176.7	150.5
Sacked/Yards Lost	26/216	40/309
Gross Yards	2,690	2,416
Att./Comp./Pct.	390/178/45.6	382/183/47.9
Had Intercepted	19	21
<b>Punts/Average</b> .....	<b>65/40.9</b>	<b>80/40.0</b>
<b>Penalties/Yards</b> .....	<b>84/896</b>	<b>68/659</b>
<b>Fumbles/Lost</b> .....	<b>24/15</b>	<b>20/14</b>
<b>Touchdowns</b> .....	<b>38</b>	<b>27</b>
Rushing	18	10
Passing	16	16
Returns	4	1

### SCORE BY PERIOD

	Q1	Q2	Q3	Q4	OT	Pts.
Team	56	91	77	101	0	325
Opponents	58	71	23	76	0	228

### SCORING

	TD	R	P	R	PAT	FG	S	Pts.
Bakken	0	0	0	0	37/38	20/32	0	97
Lane	13	11	2	0	0/0	0/0	0	78
Gilliam	6	1	5	0	0/0	0/0	0	36
Roland	5	3	1	1	0/0	0/0	0	30
Smith	4	0	4	0	0/0	0/0	0	24
Williams	3	0	3	0	0/0	0/0	0	18
Edwards	2	1	1	0	0/0	0/0	0	12
Shivers	2	2	0	0	0/0	0/0	0	12
Farr	1	0	0	1	0/0	0/0	0	6
Latourette	1	0	0	1	0/0	0/0	0	6
Parish	1	0	0	1	0/0	0/0	0	6
<b>Team</b>	<b>38</b>	<b>18</b>	<b>16</b>	<b>4</b>	<b>37/38</b>	<b>20/32</b>	<b>0</b>	<b>325</b>
<b>Opponents</b>	<b>27</b>	<b>10</b>	<b>16</b>	<b>1</b>	<b>27/27</b>	<b>13/26</b>	<b>0</b>	<b>228</b>

### PASSING

	Att.	Comp.	Yds.	Comp. %	Yds./Att.	TD	TD%	Int.	Int. %	Long	Sack/Lost	Rating
Hart	373	171	2,576	45.8	6.90	14	3.7	18	4.8	79	26/216	61.1
Beathard	17	7	114	41.2	6.71	2	1.2	1	5.9	58t	0/0	43.8
<b>Team</b>	<b>390</b>	<b>178</b>	<b>2,690</b>	<b>45.6</b>	<b>6.89</b>	<b>16</b>	<b>4.1</b>	<b>19</b>	<b>4.9</b>	<b>79</b>	<b>26/216</b>	<b>62.0</b>
<b>Opponents</b>	<b>382</b>	<b>183</b>	<b>2,416</b>	<b>47.9</b>	<b>6.33</b>	<b>16</b>	<b>4.2</b>	<b>21</b>	<b>5.5</b>	<b>59</b>	<b>40/309</b>	<b>59.4</b>

### RUSHING

	No.	Yds.	Avg.	Long	TD
Lane	206	977	4.7	75	11
Roland	94	392	4.2	20	3
Edwards	70	350	5.0	22	1
Shivers	24	98	4.1	29t	2
Gilliam	5	68	13.6	48t	1
Smith	5	43	8.6	26	0
Latourette	2	38	19.0	33	0
Hart	18	18	1.0	4	0
Brown	1	8	8.0	8	0
Pittman	2	4	2.0	2	0
Beathard	2	2	1.0	2	0
<b>Team</b>	<b>429</b>	<b>1,998</b>	<b>4.7</b>	<b>75</b>	<b>18</b>
<b>Opponents</b>	<b>472</b>	<b>1,762</b>	<b>3.8</b>	<b>57t</b>	<b>10</b>

### RECEIVING

	No.	Yds.	Avg.	Long	TD
Gilliam	45	953	21.1	79	5
Smith	37	687	18.6	59t	4
Lane	32	365	11.4	78t	2
Williams	23	364	15.8	58t	3
Edwards	19	150	7.8	39	1
Roland	17	96	5.6	20	1
Shivers	3	44	14.7	22	0
Daanen	2	31	15.5	22	0
<b>Team</b>	<b>178</b>	<b>2,690</b>	<b>15.1</b>	<b>79</b>	<b>16</b>
<b>Opponents</b>	<b>183</b>	<b>2,416</b>	<b>13.2</b>	<b>59</b>	<b>16</b>

### INTERCEPTIONS

	No.	Yds.	Avg.	Long	TD
Wehrli	6	50	8.3	41	0
Wilson	5	72	14.4	22	0
Farr	5	38	7.6	19t	1
Stovall	2	45	22.5	27	0
Parish	1	41	41.0	41t	1
Stallings	1	9	9.0	9	0
Wright	1	0	0.0	0	0
<b>Team</b>	<b>21</b>	<b>255</b>	<b>12.1</b>	<b>41t</b>	<b>2</b>
<b>Opponents</b>	<b>19</b>	<b>276</b>	<b>14.5</b>	<b>59</b>	<b>0</b>

### PUNT RETURNS

	Ret.	FC	Yds.	Avg.	Long	TD
Latourette	30	12	171	5.7	16	0
Roland	10	10	140	14.0	74t	1
Wehrli	1	1	4	4.0	4	0
Brown	0	1	0	0.0	0	0
<b>Team</b>	<b>41</b>	<b>24</b>	<b>315</b>	<b>7.7</b>	<b>74t</b>	<b>1</b>
<b>Opponents</b>	<b>26</b>	<b>20</b>	<b>90</b>	<b>3.5</b>	<b>13</b>	<b>0</b>

### KICKOFF RETURNS

	No.	Yds.	Avg.	Long	TD
Latourette	13	254	19.5	24	0
Pittman	10	237	23.7	32	0
Wright	8	156	19.5	24	0
Gilliam	5	107	21.4	26	0
White	3	65	21.7	28	0
Roland	3	40	13.3	20	0
Shivers	2	35	17.5	19	0
Brown	2	32	16.0	18	0
Wilson	1	0	0.0	0	0
<b>Team</b>	<b>47</b>	<b>926</b>	<b>19.7</b>	<b>32</b>	<b>0</b>
<b>Opponents</b>	<b>54</b>	<b>1,262</b>	<b>23.4</b>	<b>98t</b>	<b>1</b>

### PUNTING

	No.	Yds.	Avg.	Long	Blk.
Latourette	65	2,659	40.9	59	0
<b>Team</b>	<b>65</b>	<b>2,659</b>	<b>40.9</b>	<b>59</b>	<b>0</b>
<b>Opponents</b>	<b>80</b>	<b>3,199</b>	<b>40.0</b>	<b>55</b>	<b>0</b>

### FIELD GOALS

	1-19	20-29	30-39	40-49	50+
Bakken	4-4	3-6	7-7	6-11	0-4
<b>Team</b>	<b>4-4</b>	<b>3-6</b>	<b>7-7</b>	<b>6-11</b>	<b>0-4</b>
<b>Opponents</b>	<b>5-5</b>	<b>3-5</b>	<b>4-8</b>	<b>1-2</b>	<b>0-6</b>

### USUAL STARTING LINEUP

Offense	Defense
<b>WR</b> ... Dave Williams	<b>LE</b> ... Rolf Krueger
<b>LT</b> ... Bob Reynolds	<b>LT</b> ... Fred Heron
<b>LG</b> ... Irv Goode	<b>RT</b> ... Bob Rowe
<b>C.</b> Wayne Mulligan	<b>RE</b> ... Chuck Walker
<b>RG</b> ... Clyde Williams	<b>Joe Schmiesing</b>
<b>RT</b> ... Ernie McMillan	<b>LLB</b> ... Larry Stallings
<b>TE</b> ... Jackie Smith	<b>MLB</b> ... Jamie Rivers
<b>WR</b> ... John Gilliam	<b>RLB</b> ... Don Parish
<b>QB</b> ... Jim Hart	<b>LCB</b> ... Miller Farr
<b>RB</b> ... Cid Edwards	<b>RCB</b> ... Roger Wehrli
Johnny Roland	<b>LS</b> ... Jerry Stovall
<b>RB</b> MacArthur Lane	<b>RS</b> ... Larry Wilson
<b>K</b> ... Jim Bakken	<b>P</b> ... Chuck Latourette

### NOTES

The merger of the NFL and AFL places the Cards in the Eastern Division of the NFC with Dallas, New York Giants, Philadelphia, and Washington ... after a loss in the season-opener, Cards roll to 8-1-1 mark in the next 10 games but falter with three losses to end the season 8-5-1 ... running back **MacArthur Lane** earns Pro Bowl honors and leads NFL rushers with 4.7-yard average per carry and 11 touchdowns ... Cards hand Cowboys surprising 38-0 pasting in Dallas before national television audience on "Monday Night Football" Nov. 16 ... cornerback **Roger Wehrli** begins string of six consecutive Pro Bowl appearances.

### FINAL NFC EAST STANDINGS

Team	W	L	T	Pct.	Pts.	OP
Dallas	10	4	0	.714	299	221
N.Y. Giants	9	5	0	.643	301	270
St. Louis	8	5	1	.615	325	228
Washington	6	8	0	.429	297	314
Philadelphia	3	10	1	.231	241	332



## 1971 (4-9-1)

### HEAD COACH BOB HOLLWAY

Sept. 19	Washington	L	17-24	46,805
Sept. 27	N.Y. Jets	W	17-10	50,358
Oct. 3	N.Y. Giants	L	20-21	49,571
Oct. 10	At Atlanta	W	26-9	58,850
Oct. 17	At Washington	L	0-20	53,041
Oct. 24	San Francisco	L	14-26	50,419
Oct. 31	At Buffalo	W	28-23	40,040
Nov. 7	Dallas	L	13-16	50,486
Nov. 15	At San Diego	L	17-20	46,486
Nov. 21	Philadelphia	L	20-37	48,658
Nov. 28	At N.Y. Giants	W	24-7	62,878
Dec. 5	Green Bay	T	16-16	50,443
Dec. 12	At Philadelphia	L	7-19	65,358
Dec. 18	At Dallas	L	12-31	66,672

231-279

Home: 1-5-1 (346,740), Away: 3-4 (393,325).

### TEAM STATISTICS

	Cards	Opp.
<b>Total First Downs</b> .....	<b>212</b>	<b>244</b>
Rushing	86	109
Passing	109	120
Penalty	17	15
<b>Total Net Yards</b> .....	<b>4001</b>	<b>4365</b>
Avg. Per Game	285.5	311.8
Total Plays	821	881
Avg. Per Play	4.9	5.0
<b>Net Yards Rushing</b> .....	<b>1530</b>	<b>1985</b>
Avg. Per Game	109.3	141.8
Total Rushes	417	486
<b>Net Yards Passing</b> .....	<b>2471</b>	<b>2380</b>
Avg. Per Game	176.5	170.0
Sacked/Yards Lost	19/185	20/166
Gross Yards	2,656	2,546
Att./Comp./Pct.	385/170/44.2	375/212/56.5
Had Intercepted	26	17
<b>Punts/Average</b> .....	<b>61/38.8</b>	<b>58/40.4</b>
<b>Penalties/Yards</b> .....	<b>66/643</b>	<b>79/831</b>
<b>Fumbles/Lost</b> .....	<b>35/20</b>	<b>28/16</b>
<b>Touchdowns</b> .....	<b>24</b>	<b>29</b>
Rushing	8	10
Passing	14	12
Returns	2	7

### SCORE BY PERIOD

	Q1	Q2	Q3	Q4	OT	Pts.
Team	54	89	37	51	0	231
Opponents	61	73	49	96	0	279

### SCORING

	TD	R	P	R	PAT	FG	S	Pts.
Bakken	0	0	0	0	24/24	21/32	0	87
Edwards	4	4	0	0	0/0	0/0	0	24
Gray	4	0	4	0	0/0	0/0	0	24
Smith	4	0	4	0	0/0	0/0	0	24
Gilliam	3	0	3	0	0/0	0/0	0	18
Lane	3	3	0	0	0/0	0/0	0	18
McFarland	2	0	2	0	0/0	0/0	0	12
Hoey	1	0	1	0	0/0	0/0	0	6
Shivers	1	1	0	0	0/0	0/0	0	6
Stallings	1	0	0	1	0/0	0/0	0	6
Williams	1	0	1	0	0/0	0/0	0	6
<b>Team</b>	<b>24</b>	<b>8</b>	<b>14</b>	<b>2</b>	<b>24/24</b>	<b>21/32</b>	<b>0</b>	<b>231</b>
<b>Opponents</b>	<b>29</b>	<b>10</b>	<b>12</b>	<b>7</b>	<b>28/29</b>	<b>25/39</b>	<b>1</b>	<b>279</b>

\*Includes safety.

### RUSHING

#### PASSING

	Att.	Comp.	Yds.	Comp. %	Yds./Att.	TD	TD%	Int.	Int. %	Long	Sack/Lost	Rating
Hart	243	110	1,626	45.2	6.69	8	3.2	14	5.7	57t	13/139	54.5
Beathard	141	60	1,030	42.5	7.30	6	4.2	12	8.5	80t	6/46	46.5
Shivers	1	0	0	0.0	0.00	0	0.0	0	0.0	0	0/0	39.5
<b>Team</b>	<b>385</b>	<b>170</b>	<b>2,656</b>	<b>44.1</b>	<b>6.90</b>	<b>14</b>	<b>3.6</b>	<b>26</b>	<b>6.7</b>	<b>80t</b>	<b>19/185</b>	<b>51.6</b>
<b>Opponents</b>	<b>375</b>	<b>212</b>	<b>2,546</b>	<b>56.5</b>	<b>6.79</b>	<b>12</b>	<b>3.2</b>	<b>17</b>	<b>4.5</b>	<b>69t</b>	<b>20/166</b>	<b>69.4</b>

	No.	Yds.	Avg.	Long	TD
Lane	150	592	3.9	40t	3
Edwards	108	316	2.9	14	4
Roland	78	278	3.6	16	0
Shivers	55	202	3.7	10	1
Gray	2	56	28.0	38	0
Beathard	4	29	7.3	15	0
Latourette	3	19	6.3	20	0
Gilliam	2	16	8.0	12	0
Smith	1	10	10.0	10	0
Hart	13	9	0.7	3	0
White	1	3	3.0	3	0
<b>Team</b>	<b>417</b>	<b>1,530</b>	<b>3.7</b>	<b>40t</b>	<b>8</b>
<b>Opponents</b>	<b>486</b>	<b>1,985</b>	<b>4.1</b>	<b>53t</b>	<b>10</b>

### RECEIVING

	No.	Yds.	Avg.	Long	TD
Gilliam	42	837	19.9	54	3
Lane	29	298	10.3	34	0
Smith	21	379	18.0	61t	4
Gray	18	534	29.7	80t	4
Roland	15	108	7.2	15	0
Williams	12	182	15.2	37	1
Edwards	12	122	10.2	38	0
Shivers	10	76	7.6	19	0
McFarland	5	54	10.8	21	2
Hyatt	4	58	14.5	30	0
Stegent	1	12	12.0	12	0
Reynolds	1	-4	0	0	0
<b>Team</b>	<b>170</b>	<b>2,656</b>	<b>15.6</b>	<b>80t</b>	<b>14</b>
<b>Opponents</b>	<b>212</b>	<b>2,546</b>	<b>12.0</b>	<b>69t</b>	<b>12</b>

### INTERCEPTIONS

	No.	Yds.	Avg.	Long	TD
Wilson	4	46	11.5	23	0
Thompson	4	45	11.3	25	0
Stovall	2	20	10.0	20	0
Farr	2	13	6.5	13	0
Wehrli	2	11	5.5	6	0
Stallings	1	26	26.0	26t	1
McGill	1	19	19.0	19	0
Hackbart	1	11	11.0	11	0
<b>Team</b>	<b>17</b>	<b>191</b>	<b>11.2</b>	<b>26t</b>	<b>1</b>
<b>Opponents</b>	<b>26</b>	<b>358</b>	<b>13.6</b>	<b>44</b>	<b>0</b>

### PUNT RETURNS

	Ret.	FC	Yds.	Avg.	Long	TD
Wehrli	9	3	84	9.3	34	0
Willingham	10	9	84	8.4	19	0
Thompson	5	1	27	5.4	11	0
Roland	3	3	10	3.3	8	0
Gilliam	1	0	21	21.0	21	0
Stallings	1	0	8	8.0	8	0
Dickson	1	0	0	0.0	0	0
<b>Team</b>	<b>30</b>	<b>16</b>	<b>234</b>	<b>7.8</b>	<b>34</b>	<b>0</b>
<b>Opponents</b>	<b>24</b>	<b>21</b>	<b>160</b>	<b>6.7</b>	<b>61t</b>	<b>1</b>

### KICKOFF RETURNS

	No.	Yds.	Avg.	Long	TD
Gray	30	740	24.7	65	0
Hoey	9	251	27.9	103t	1
Thompson	7	182	26.0	45	0
Willingham	6	125	20.8	56	0
Edwards	2	41	20.5	21	0
Roland	2	24	12.0	17	0
Dierdorf	1	0	0	0	0
Stegent	1	0	0	0	0
<b>Team</b>	<b>58</b>	<b>1,363</b>	<b>23.5</b>	<b>103t</b>	<b>1</b>
<b>Opponents</b>	<b>54</b>	<b>1,318</b>	<b>24.4</b>	<b>93t</b>	<b>1</b>

### PUNTING

	No.	Yds.	Avg.	Long	Blk.
Latourette	56	2,157	38.5	55	1
Bakken	5	207	41.4	44	0
<b>Team</b>	<b>61</b>	<b>2,364</b>	<b>38.8</b>	<b>55</b>	<b>1</b>
<b>Opponents</b>	<b>58</b>	<b>2,343</b>	<b>40.4</b>	<b>58</b>	<b>0</b>

### FIELD GOALS

	1-19	20-29	30-39	40-49	50+
Bakken	5-5	8-13	5-6	3-7	0-1
<b>Team</b>	<b>5-5</b>	<b>8-13</b>	<b>5-6</b>	<b>3-7</b>	<b>0-1</b>
<b>Opponents</b>	<b>7-7</b>	<b>12-15</b>	<b>1-4</b>	<b>4-9</b>	<b>1-4</b>

### USUAL STARTING LINEUP

Offense	Defense
WR... Dave Williams	LE... Ron Yankowski
Mel Gray	LT... Rolf Krueger
LT... Bob Reynolds	Fred Heron
LG... Irv Goode	RT... Bob Rowe
C... Tom Banks	RE... Joe Schmiesing
Wayne Mulligan	Charles Walker
RG... Clyde Williams	LLB... Larry Stallings
Dan Dierdorf	MLB... Jamie Rivers
RT... Ernie McMillan	RLB... Mike McGill
TE... Jackie Smith	Rick Ogle
Jim McFarland	LCB... Miller Farr
WR... John Gilliam	RCB... Roger Wehrli
QB... Clyde Williams	Norm Thompson
Pete Beathard	LS... Jerry Stovall
RB... McArthur Lane	Larry Wilson
RB... Johnny Roland	RS... Larry Wilson
Cid Edwards	Roger Wehrli
K... Jim Bakken	P... Chuck Latourette

### NOTES

**Bob Hollway** named head coach ... Cards draft cornerback **Norm Thompson**, offensive lineman **Dan Dierdorf**, and wide receiver **Mel Gray** ... Thompson will start for seven seasons, Dierdorf becomes six-time Pro Bowler and member of Pro Football Hall of Fame, and Gray logs 12 seasons, highlighted by a stretch of receptions in 121 consecutive games from 1973-82 ... Eagles' kicker **Tom Dempsey** sets then Card opponent record with 54-yard field goal Dec. 12 ... Gray completes rookie season with eye-popping averages of 28 yards on two rushing attempts, 29.7 yards on 18 pass receptions with four touchdowns, and 24.7 yards on 30 kickoff returns.

### FINAL NFC EAST

#### STANDINGS

Team	W	L	T	Pct.	Pts.	OP
Dallas	11	3	0	.786	406	222
Washington	9	4	1	.692	276	190
Philadelphia	6	7	1	.462	221	302
St. Louis	4	9	1	.308	231	279
N.Y. Giants	4	10	0	.286	228	362



**1972 (4-9-1)**  
**HEAD COACH BOB HOLLWAY**  
 Sept. 17 At Baltimore W 10-3 53,652  
 Sept. 24 At Washington L 10-24 53,039  
 Oct. 1 Pittsburgh L 19-25 49,140  
 Oct. 8 At Minnesota W 19-17 49,687  
 Oct. 15 Washington L 3-33 50,454  
 Oct. 22 At N.Y. Giants L 21-27 62,756  
 Oct. 29 Chicago L 10-27 50,464  
 Nov. 5 At Philadelphia T 6-6 65,720  
 Nov. 12 At Dallas L 24-33 65,218  
 Nov. 19 N.Y. Giants L 7-13 48,014  
 Nov. 27 At Miami L 10-31 80,010  
 Dec. 3 Dallas L 6-27 49,878  
 Dec. 10 L.A. Rams W 24-14 36,873  
 Dec. 17 Philadelphia W 24-23 34,872  
 193-303  
 Home: 2-5 (319,695). Away: 2-4-1 (430,082).

**TEAM STATISTICS**

	Cards	Opp.
<b>Total First Downs</b> .....	<b>181</b> .....	<b>276</b>
Rushing	68	119
Passing	102	138
Penalty	11	19
<b>Total Net Yards</b> .....	<b>3267</b> .....	<b>4739</b>
Avg. Per Game	233.4	338.5
Total Plays	754	935
Avg. Per Play	4.5	5.1
<b>Net Yards Rushing</b> .....	<b>1229</b> .....	<b>2189</b>
Avg. Per Game	87.8	156.4
Total Rushes	361	548
<b>Net Yards Passing</b> .....	<b>2038</b> .....	<b>2550</b>
Avg. Per Game	145.6	182.1
Sacked/Yards Lost	30/221	22/183
Gross Yards	2,259	2,733
Att./Comp./Pct.	363/171/47.1	365/221/60.6
Had Intercepted	23	11
<b>Punts/Average</b> .....	<b>73/39.3</b> .....	<b>48/39.4</b>
<b>Penalties/Yards</b> .....	<b>64/582</b> .....	<b>68/645</b>
<b>Fumbles/Lost</b> .....	<b>43/16</b> .....	<b>31/16</b>
<b>Touchdowns</b> .....	<b>22</b> .....	<b>31</b>
Rushing	9	11
Passing	11	15
Returns	2	5

**SCORE BY PERIOD**

	Q1	Q2	Q3	Q4	OT	Pts.
Team	20	79	56	38	0	193
Opponents	36	92	75	100	0	303

**SCORING**

	TD	R	P	PAT	FG	S	Pts.
Bakken	0	0	0	0	19/22	14/22	0 61
Anderson	6	4	2	0/0	0/0	0	36
Roland	4	2	2	0/0	0/0	0	24
Moore	3	0	3	0/0	0/0	0	18
Burns	2	2	0	0/0	0/0	0	12
Gillette	2	0	2	0/0	0/0	0	12
Smith	2	0	2	0/0	0/0	0	12
Thompson	2	0	0	2/0	0/0	0	12
Hayden	1	1	0	0/0	0/0	0	6
<b>Team</b>	<b>22</b>	<b>9</b>	<b>11</b>	<b>2</b>	<b>19/22</b>	<b>14/22</b>	<b>193</b>
<b>Opponents</b>	<b>55</b>	<b>31</b>	<b>11</b>	<b>15</b>	<b>31/31</b>	<b>28/47</b>	<b>1303</b>

**PASSING**

	Att.	Comp.	Yds.	Comp. %	Yds./Att.	TD	TD%	Int.	Int. %	Long	Sack/Lost	Rating
Cuozzo	158	69	897	43.7	5.67	5	3.1	11	6.9	68t	13/89	43.6
Hart	119	60	857	50.4	7.20	5	4.2	5	4.2	98	7/56	70.5
Galder	79	40	434	50.6	5.49	1	1.2	7	8.8	71	10/76	34.4
Anderson	3	2	71	66.7	23.66	0	0.0	0	0.0	38	0/0	109.7
Wilson	2	0	0	0.0	0.0	0	0.0	0	0.0	0	0/0	39.6
Smith	2	0	0	0.0	0.0	0	0.0	0	0.0	0	0/0	39.6
<b>Team</b>	<b>363</b>	<b>171</b>	<b>2,259</b>	<b>47.1</b>	<b>6.22</b>	<b>11</b>	<b>3.0</b>	<b>23</b>	<b>6.3</b>	<b>98</b>	<b>30/221</b>	<b>51.0</b>
<b>Opponents</b>	<b>365</b>	<b>221</b>	<b>2,733</b>	<b>60.6</b>	<b>7.48</b>	<b>15</b>	<b>4.1</b>	<b>11</b>	<b>3.0</b>	<b>73t</b>	<b>22/18</b>	<b>84.9</b>

**RUSHING**

	No.	Yds.	Avg.	Long	TD
Anderson	153	536	3.5	19	4
Roland	105	414	3.9	18	2
Burns	26	69	2.7	16	2
Moore	9	44	4.9	15	0
Baynham	17	43	2.5	11	0
Smith	5	31	6.2	17	0
Galder	9	28	3.1	16	0
Hart	9	17	2.9	8	0
Woodeshick	5	14	2.8	6	0
Shivers	5	12	2.4	9	0
Hayden	8	11	1.4	5	1
Cuozzo	4	7	1.8	9	0
Butler	6	3	0.5	5	0
<b>Team</b>	<b>361</b>	<b>1,229</b>	<b>3.4</b>	<b>19</b>	<b>9</b>
<b>Opponents</b>	<b>548</b>	<b>2,189</b>	<b>3.8</b>	<b>28</b>	<b>11</b>

**RECEIVING**

	No.	Yds.	Avg.	Long	TD
Roland	38	321	8.4	27	2
Gillette	33	550	16.7	65t	2
Moore	29	500	17.2	98	3
Anderson	28	298	10.4	56	2
Smith	26	407	15.7	71	2
Burns	6	24	4.0	12	0
Gray	3	62	20.7	33	0
Hyatt	2	32	16.0	25	0
Shivers	1	20	20.0	20	0
Hayden	1	17	17.0	17	0
Baynham	1	10	10.0	10	0
Butler	1	8	8.0	8	0
Wicks	1	8	8.0	8	0
Woodeshick	1	2	2.0	2	0
<b>Team</b>	<b>171</b>	<b>2,259</b>	<b>13.2</b>	<b>98</b>	<b>11</b>
<b>Opponents</b>	<b>221</b>	<b>2,733</b>	<b>12.4</b>	<b>73t</b>	<b>15</b>

**INTERCEPTIONS**

	No.	Yds.	Avg.	Long	TD
Wilson	3	35	13.7	24	0
Farr	3	21	7.0	21	0
McGill	2	28	14.0	26	0
Hackbart	1	22	22.0	22	0
Staggs	1	7	7.0	7	0
Thompson	1	5	5.0	5	0
<b>Team</b>	<b>11</b>	<b>118</b>	<b>10.7</b>	<b>26</b>	<b>0</b>
<b>Opponents</b>	<b>23</b>	<b>289</b>	<b>12.6</b>	<b>41</b>	<b>3</b>

**PUNT RETURNS**

	Ret.	FC	Yds.	Avg.	Long	TD
Willingham	9	6	41	4.6	13	0
Wehrli	5	6	24	4.8	22	0
Gray	2	3	-4	-2.0	0	0
<b>Team</b>	<b>16</b>	<b>15</b>	<b>61</b>	<b>3.8</b>	<b>22</b>	<b>0</b>
<b>Opponents</b>	<b>37</b>	<b>22</b>	<b>144</b>	<b>3.9</b>	<b>18</b>	<b>0</b>

**KICKOFF RETURNS**

	No.	Yds.	Avg.	Long	TD
Moore	20	437	21.9	37	0
Gray	17	378	22.2	29	0
Willingham	9	194	21.6	28	0
Butler	4	85	21.2	27	0
Hyatt	1	41	41.0	41	0
Wehrli	1	10	10.0	10	0
Burns	1	7	7.0	7	0
<b>Team</b>	<b>53</b>	<b>1,152</b>	<b>21.7</b>	<b>41</b>	<b>0</b>
<b>Opponents</b>	<b>40</b>	<b>1,037</b>	<b>25.9</b>	<b>91t</b>	<b>1</b>

**PUNTING**

	No.	Yds.	Avg.	Long	Blk.
Anderson	72	2,847	39.5	61	0
Bakken	1	26	26.0	26	0
<b>Team</b>	<b>73</b>	<b>2,873</b>	<b>39.3</b>	<b>61</b>	<b>0</b>
<b>Opponents</b>	<b>48</b>	<b>1,892</b>	<b>39.4</b>	<b>62</b>	<b>2</b>

**FIELD GOALS**

	1-19	20-29	30-39	40-49	50+
Bakken	4-5	2-4	2-4	6-9	0-0
<b>Team</b>	<b>4-5</b>	<b>2-4</b>	<b>2-4</b>	<b>6-9</b>	<b>0-0</b>
<b>Opponents</b>	<b>7-8</b>	<b>5-7</b>	<b>9-13</b>	<b>6-12</b>	<b>1-6</b>

**USUAL STARTING LINEUP**

Offense	Defense
<b>WR</b> .....Bobby Moore	<b>LE</b> .....Don Brumm
<b>LT</b> .....Dan Dierdorf	<b>LT</b> .....John Richardson
<b>LG</b> .....Conrad Dobler	Fred Heron
<b>C</b> .....Tom Banks	<b>RT</b> .....Bob Rowe
Wayne Mulligan	<b>RE</b> .....Ron Yankowski
<b>RG</b> .....Bob Young	Martin Imhof
<b>RT</b> .....Wayne Mulligan	<b>LLB</b> .....Larry Stallings
<b>TE</b> .....Jackie Smith	<b>MLB</b> .....Mark Arneson
<b>WR</b> ...Walker Gillette	<b>RLB</b> .....Terry Miller
<b>QB</b> .....Gary Cuozzo	Jeff Staggs
Tim Van Galder	<b>LCB</b> ..Norm Thompson
Jim Hart	<b>RCB</b> .....Miller Farr
<b>RB</b> Donny Anderson	Eric Washington
Johnny Roland	<b>LS</b> .....Roger Wehrli
<b>FB</b> .....Leon Burns	<b>RS</b> .....Larry Wilson
<b>K</b> .....Jim Bakken	<b>P</b> .....Donny Anderson

**NOTES**  
 William V. Bidwill gains full ownership of the franchise ... assistant coach **Chuck Drulis** collapses of a heart attack on the team charter airplane returning from a preseason game at Houston ... he is pronounced dead following an emergency landing in Little Rock, Ark. ... safety **Larry Wilson** doubles as player and assistant coach, then two weeks before the end of the season he announces his retirement after 13 seasons ... quarterback **Jim Hart** connects with **Ahmad Rashad** (nee Bobby Moore) for a 98-yard pass play vs. L.A. Rams Dec. 10, the longest non-scoring pass play in NFL history.

**FINAL NFC EAST STANDINGS**

Team	W	L	T	Pct.	Pts.	OP
Washington	11	3	0	.786	336	218
Dallas*	10	4	0	.714	319	240
N.Y. Giants	8	6	0	.571	331	247
St. Louis	4	9	1	.321	193	303
Philadelphia	2	11	1	.179	145	352

\*Wild card playoff qualifier





## 1973 (4-9-1)

### HEAD COACH DON CORYELL

Sept. 16	At Philadelphia	W	34-23	61,103
<b>Sept. 23</b>	<b>Washington</b>	<b>W</b>	<b>34-27</b>	<b>50,316</b>
Sept. 30	At Dallas	L	10-45	64,729
<b>Oct. 7</b>	<b>Oakland</b>	<b>L</b>	<b>10-17</b>	<b>49,051</b>
<b>Oct. 14</b>	<b>Philadelphia</b>	<b>L</b>	<b>24-27</b>	<b>44,400</b>
Oct. 21	At Washington	L	13-31	54,381
<b>Oct. 28</b>	<b>N.Y. Giants</b>	<b>W</b>	<b>35-27</b>	<b>47,589</b>
<b>Nov. 4</b>	<b>Denver</b>	<b>T</b>	<b>17-17</b>	<b>46,565</b>
Nov. 11	At Green Bay	L	21-25	52,922
Nov. 18	At N.Y. Giants	L	13-24	65,795
Nov. 25	At Cincinnati	L	24-42	50,918
<b>Dec. 2</b>	<b>Detroit</b>	<b>L</b>	<b>16-20</b>	<b>44,982</b>
Dec. 9	At Atlanta	W	32-10	48,030
<b>Dec. 16</b>	<b>Dallas</b>	<b>L</b>	<b>3-30</b>	<b>43,946</b>

286-365  
Home: 2-4-1 (326,849). Away: 2-5 (397,878).

### TEAM STATISTICS

	Cards	Opp.
<b>Total First Downs</b> .....	<b>238</b>	<b>307</b>
Rushing	96	135
Passing	111	157
Penalty	31	15
<b>Total Net Yards</b> .....	<b>4054</b>	<b>5149</b>
Avg. Per Game	289.6	367.8
Total Plays	837	950
Avg. Per Play	4.8	5.4
<b>Net Yards Rushing</b> .....	<b>1671</b>	<b>2120</b>
Avg. Per Game	170.2	216.4
Total Rushes	416	504
<b>Net Yards Passing</b> .....	<b>2383</b>	<b>3029</b>
Avg. Per Game	170.2	216.4
Sacked/Yards Lost	27/209	29/197
Gross Yards	2,592	3,226
Att./Comp./Pct.	394/210/53.3	417/252/60.4
Had Intercepted	15	10
<b>Punts/Average</b> .....	<b>66/37.5</b>	<b>54/41.4</b>
<b>Penalties/Yards</b> .....	<b>61/594</b>	<b>97/920</b>
<b>Fumbles/Lost</b> .....	<b>37/14</b>	<b>31/17</b>
<b>Touchdowns</b> .....	<b>31</b>	<b>42</b>
Rushing	13	16
Passing	16	23
Returns	2	3

### SCORE BY PERIOD

	Q1	Q2	Q3	Q4	OT	Pts.
Team	65	53	66	102	0	286
Opponents	60	100	58	147	0	365

### SCORING

	TD	R	P	R	PAT	FG	S	Pts.
Bakken	0	0	0	0	31/31	23/32	0	100
Anderson	13	10	3	0	0/0	0/0	0	78
Gray	7	0	7	0	0/0	0/0	0	42
Rashad	3	0	3	0	0/0	0/0	0	18
Shy	2	0	1	1	0/0	0/0	0	12
Metcalf	2	2	0	0	0/0	0/0	0	12
Smith	1	0	1	0	0/0	0/0	0	6
Gillette	1	0	1	0	0/0	0/0	0	6
McFarland	1	0	0	1	0/0	0/0	0	6
Otis	1	1	0	0	0/0	0/0	0	6
<b>Team</b>	<b>31</b>	<b>13</b>	<b>16</b>	<b>2</b>	<b>31/31</b>	<b>23/32</b>	<b>0</b>	<b>286</b>
<b>Opponents</b>	<b>39</b>	<b>16</b>	<b>23</b>	<b>3</b>	<b>41/42</b>	<b>23/34</b>	<b>0</b>	<b>365</b>

### PASSING

Rating	Att.	Comp.	Yds.	Comp. %	Yds./Att.	TD	TD%	Int.	Int. %	Long	Sack/Lost
Hart	320	178	2,223	55.6	6.95	15	4.7	10	3.1	69t	22/168
Keithley	73	32	369	43.8	5.05	1	1.4	5	6.8	80t	5/41
Hammond	1	0	0	0.0	0	0	0.0	0	0.0	0	0/0
<b>Team</b>	<b>394</b>	<b>210</b>	<b>2,592</b>	<b>53.3</b>	<b>6.58</b>	<b>16</b>	<b>4.1</b>	<b>15</b>	<b>3.8</b>	<b>80t</b>	<b>27/209</b>
<b>Opponents</b>	<b>417</b>	<b>252</b>	<b>3,226</b>	<b>60.4</b>	<b>7.74</b>	<b>23</b>	<b>5.5</b>	<b>10</b>	<b>2.4</b>	<b>54</b>	<b>29/197</b>

### RUSHING

	No.	Yds.	Avg.	Long	TD
Anderson	167	679	4.1	54	10
Metcalf	148	628	4.2	50	2
Otis	55	235	4.3	19	1
Shy	16	66	4.1	7	0
Moss	14	41	2.9	13	0
Hammond	4	11	2.7	7	0
Keithley	8	29	3.6	18	0
Hart	3	-3	-1.0	0	0
Smith	1	-14	-14.0	0	0
<b>Team</b>	<b>416</b>	<b>1,671</b>	<b>4.0</b>	<b>54</b>	<b>13</b>
<b>Opponents</b>	<b>504</b>	<b>2,120</b>	<b>4.2</b>	<b>24</b>	<b>16</b>

### RECEIVING

	No.	Yds.	Avg.	Long	TD
Smith	41	600	14.6	42	1
Anderson	41	409	10.0	44	3
Metcalf	37	316	8.5	35	0
Rashad	30	409	13.6	65t	3
Gray	29	513	17.7	80t	7
Gillette	20	244	12.2	48t	1
Hammond	4	39	9.8	23	0
Shy	3	15	5.0	6	1
Otis	2	19	9.5	14	0
McFarland	2	10	5.0	7	0
Maynard	1	18	18.0	18	0
<b>Team</b>	<b>210</b>	<b>2,592</b>	<b>12.3</b>	<b>80t</b>	<b>16</b>
<b>Opponents</b>	<b>252</b>	<b>3,226</b>	<b>12.8</b>	<b>54</b>	<b>23</b>

### INTERCEPTIONS

	No.	Yds.	Avg.	Long	TD
Tolbert	2	34	17.0	26	0
Duren	2	13	6.5	13	0
Arneson	1	13	13.0	13	0
Rivers	1	11	11.0	11	0
Barnes	1	0	0.0	0	0
Detwiler	1	0	0.0	0	0
Stallings	1	0	0.0	0	0
Wehrli	1	0	0.0	0	0
<b>Team</b>	<b>10</b>	<b>71</b>	<b>7.1</b>	<b>26</b>	<b>0</b>
<b>Opponents</b>	<b>15</b>	<b>267</b>	<b>17.8</b>	<b>68t</b>	<b>2</b>

### PUNT RETURNS

	Ret.	FC	Yds.	Avg.	Long	TD
Wehrli	9	7	92	10.2	33	0
Hammond	11	2	80	7.3	51	0
Thompson	6	2	18	3.0	6	0
Belton	1	2	2	2.0	2	0
<b>Team</b>	<b>27</b>	<b>13</b>	<b>192</b>	<b>7.1</b>	<b>51</b>	<b>0</b>
<b>Opponents</b>	<b>23</b>	<b>21</b>	<b>186</b>	<b>8.1</b>	<b>46</b>	<b>0</b>

### KICKOFF RETURNS

	No.	Yds.	Avg.	Long	TD
Shy	16	445	27.8	97t	1
Hammond	12	314	26.2	46	0
Metcalf	4	124	36.3	48	0
Hayden	5	98	19.6	28	0
Belton	3	83	27.7	31	0
Moss	4	78	19.5	21	0
Gray	4	73	18.3	21	0
McFarland	3	57	19.0	19	0
Detwiler	3	55	18.3	20	0
Butz	1	23	23.0	23	0
Owens	1	19	19.0	19	0
Wehrli	2	0	0.0	0	0
<b>Team</b>	<b>58</b>	<b>1,369</b>	<b>23.6</b>	<b>97t</b>	<b>1</b>
<b>Opponents</b>	<b>57</b>	<b>1,350</b>	<b>23.7</b>	<b>97t</b>	<b>1</b>

### PUNTING

	No.	Yds.	Avg.	Long	Blk.
Keithley	66	2,478	37.5	55	1
<b>Team</b>	<b>66</b>	<b>2,478</b>	<b>37.5</b>	<b>55</b>	<b>1</b>
<b>Opponents</b>	<b>54</b>	<b>2,236</b>	<b>41.4</b>	<b>62</b>	<b>1</b>

### FIELD GOALS

	1-19	20-29	30-39	40-49	50+
Bakken	4-4	6-7	10-12	3-8	0-1
<b>Team</b>	<b>4-4</b>	<b>6-7</b>	<b>10-12</b>	<b>3-8</b>	<b>0-1</b>
<b>Opponents</b>	<b>10-10</b>	<b>6-8</b>	<b>6-7</b>	<b>1-6</b>	<b>1-3</b>

### USUAL STARTING LINEUP

Offense	Defense
<b>WR</b> .....Ahmad Rashad	<b>LE</b> .....Dave Butz
<b>LT</b> .....Dan Dierdorf	<b>LT</b> .....John Richardson
<b>LG</b> .....Tom Banks	Leo Brooks
<b>C</b> .....Wayne Mulligan	<b>RT</b> .....Bob Rowe
<b>RG</b> .....Conrad Dobler	<b>RE</b> .....Ron Yankowski
<b>RT</b> .....Dan Dierdorf	<b>LLB</b> .....Larry Stallings
Ernie McMillan	<b>MLB</b> .....Mark Arneson
Roger Finnie	<b>RLB</b> .....Pete Barnes
<b>TE</b> .....Jackie Smith	<b>LCB</b> .....Wayne Crump
<b>WR</b> .....Mel Gray	Norm Thompson
Walker Gillette	<b>RCB</b> .....Roger Wehrli
<b>QB</b> .....Jim Hart	<b>SS</b> .....Jim Tolbert
<b>FB</b> .....Jim Otis	<b>FS</b> .....Clarence Duren
<b>RB</b> .....Donny Anderson	Chuck Detwiler
<b>K</b> .....Jim Bakken	<b>P</b> .....Gary Keithley

### NOTES

Former San Diego State University Head Coach **Don Coryell**, with his fiery disposition and innovative offensive schemes, is named head coach ... he hires **Joe Gibbs** as running backs coach and **Jim Hanifan** as offensive line coach ... running back **Terry Metcalf** is drafted in third round ... **Jim Hart** is named starting quarterback ... despite 4-9-1 record, Card offense improves dramatically, boosting point output from 193 in 1972 to 286, and gains nearly 800 more total yards ... Cards complete only two of 10 passes at Atlanta Dec. 9 for single-game franchise low of nine yards as **Jim Bakken** kicks six field goals in 32-10 win.

### FINAL NFC EAST STANDINGS

Team	W	L	T	Pct.	Pts.	OP
Dallas	10	4	0	.714	382	203
Washington*	10	4	0	.714	325	198
Philadelphia	5	8	1	.393	310	393
St. Louis	4	9	1	.321	286	365
N.Y. Giants	2	11	1	.179	226	362

\*Wild card playoff qualifier



## 1974 (10-4)

### HEAD COACH DON CORYELL

Sept. 15	Philadelphia	W	7-3	40,322
Sept. 22	At Washington	W	17-10	53,381
Sept. 29	Cleveland	W	29-7	43,472
Oct. 6	At San Francisco	W	34-9	48,675
Oct. 13	Dallas	W	31-28	49,885
Oct. 20	At Houston	W	31-27	26,371
Oct. 27	Washington	W	23-20	49,410
Nov. 3	At Dallas	L	14-17	64,146
Nov. 11	Minnesota	L	24-28	50,184
Nov. 17	At Philadelphia	W	13-3	61,982
Nov. 24	At N.Y. Giants	W	23-21	49,915
Dec. 1	Kansas City	L	13-17	41,863
Dec. 8	At New Orleans	L	0-14	57,152
Dec. 15	N.Y. Giants	W	26-14	47,414

Home: 5-2 (322,549). Away: 5-2 (361,622).  
**NFC Divisional Playoff**  
 Dec. 21 At Minnesota L 14-30 44,626

## TEAM STATISTICS

	Cards	Opp.
<b>Total First Downs</b> .....	<b>247</b>	<b>249</b>
Rushing	120	108
Passing	117	122
Penalty	10	19
<b>Total Net Yards</b> .....	<b>4314</b>	<b>4251</b>
Avg. Per Game	308.1	303.6
Total Plays	873	909
Avg. Per Play	4.9	4.7
<b>Net Yards Rushing</b> .....	<b>1956</b>	<b>1888</b>
Avg. Per Game	139.7	134.9
Total Rushes	466	461
<b>Net Yards Passing</b> .....	<b>2358</b>	<b>2363</b>
Avg. Per Game	168.4	168.8
Sacked/Yards Lost	16/134	35/218
Gross Yards	2,492	2,581
Att./Comp./Pct.	391/201/51.4	413/230/55.7
Had Intercepted	8	16
<b>Punts/Average</b> .....	<b>81/38.7</b>	<b>85/39.2</b>
<b>Penalties/Yards</b> .....	<b>77/645</b>	<b>80/654</b>
<b>Fumbles/Lost</b> .....	<b>27/9</b>	<b>24/9</b>
<b>Touchdowns</b> .....	<b>36</b>	<b>27</b>
Rushing	12	15
Passing	20	11
Returns	4	1

## SCORE BY PERIOD

	Q1	Q2	Q3	Q4	OT	Pts.
Team	56	80	100	49	0	285
Opponents	50	58	34	76	0	218

## SCORING

	TD	R	P	R	PAT	FG	S	Pts.
Bakken	0	0	0	0	30/36	13/22	0	69
Metcalf	8	6	1	1	0/0	0/0	0	48
Anderson	6	3	3	0	0/0	0/0	0	36
Gray	6	0	6	0	0/0	0/0	0	36
Thomas	5	0	5	0	0/0	0/0	0	30
Smith	3	0	3	0	0/0	0/0	0	18
Hart	2	2	0	0	0/0	0/0	0	12
Cain	1	0	1	0	0/0	0/0	0	6
Otis	1	1	0	0	0/0	0/0	0	6
Thompson	1	0	0	1	0/0	0/0	0	6
Wehrli	1	0	0	1	0/0	0/0	0	6
Willard	1	0	1	0	0/0	0/0	0	6
Yankowski	1	0	0	1	0/0	0/0	0	6
<b>Team</b>	<b>36</b>	<b>12</b>	<b>20</b>	<b>4</b>	<b>30/36</b>	<b>13/22</b>	<b>0</b>	<b>285</b>
<b>Opponents</b>	<b>26</b>	<b>15</b>	<b>11</b>	<b>1</b>	<b>26/27</b>	<b>10/14</b>	<b>0</b>	<b>218</b>

## PASSING

	Att.	Comp.	Yds.	Comp. %	Yds./Att.	TD	TD%	Int.	Int. %	Long	Sack/Lost	Rating
Hart	388	200	2,411	51.5	6.21	20	5.2	8	2.1	80t	16/134	79.5
Hammond	1	1	81	100.0	81.00	0	0.0	0	0.0	81	0/0	118.8
Metcalf	2	0	0	0	0.0	0	0.0	0	0.0	0	0/0	39.6
<b>Team</b>	<b>391</b>	<b>201</b>	<b>2,492</b>	<b>51.4</b>	<b>6.37</b>	<b>20</b>	<b>5.2</b>	<b>8</b>	<b>2.1</b>	<b>81</b>	<b>16/134</b>	<b>80.1</b>
<b>Opponents</b>	<b>413</b>	<b>230</b>	<b>2,581</b>	<b>55.7</b>	<b>6.25</b>	<b>11</b>	<b>2.7</b>	<b>16</b>	<b>3.9</b>	<b>65</b>	<b>35/218</b>	<b>67.3</b>

## RUSHING

	No.	Yds.	Avg.	Long	TD
Metcalf	152	718	4.7	75t	6
Otis	158	664	4.2	23	1
Anderson	90	316	3.5	16	3
Willard	40	175	4.4	12	0
Belton	12	49	4.1	10	0
Hart	10	21	2.1	16	2
Moss	4	13	3.3	5	0
<b>Team</b>	<b>466</b>	<b>1,956</b>	<b>4.2</b>	<b>75t</b>	<b>12</b>
<b>Opponents</b>	<b>461</b>	<b>1,888</b>	<b>4.1</b>	<b>66t</b>	<b>15</b>

## RECEIVING

	No.	Yds.	Avg.	Long	TD
Metcalf	50	377	7.5	22t	1
Gray	39	770	19.7	80t	6
Thomas	34	513	15.1	52t	5
Smith	25	413	16.5	81	3
Otis	19	109	5.7	13	0
Anderson	15	116	7.7	25	3
Cain	13	152	11.7	40t	1
Willard	4	28	7.0	17	1
Hammond	2	14	7.0	9	0
<b>Team</b>	<b>201</b>	<b>2,492</b>	<b>12.4</b>	<b>81</b>	<b>20</b>
<b>Opponents</b>	<b>230</b>	<b>2,581</b>	<b>11.2</b>	<b>65</b>	<b>11</b>

## INTERCEPTIONS

	No.	Yds.	Avg.	Long	TD
Thompson	6	190	31.7	56t	1
Wehrli	2	54	27.0	53t	1
Duren	2	29	14.5	20	0
Tolbert	2	22	11.0	22	0
Stallings	2	13	6.5	13	0
Reaves	1	54	54.0	54	0
Crump	1	10	10.0	10	0
<b>Team</b>	<b>16</b>	<b>372</b>	<b>23.3</b>	<b>56t</b>	<b>2</b>
<b>Opponents</b>	<b>8</b>	<b>75</b>	<b>9.4</b>	<b>18</b>	<b>0</b>

## PUNT RETURNS

	Ret.	FC	Yds.	Avg.	Long	TD
Metcalf	26	3	340	13.1	43	0
Hammond	17	1	125	7.4	21	0
Wehrli	4	1	39	9.8	32	0
Belton	4	0	8	2.0	6	0
Tolbert	1	0	0	0.0	0	0
Duren	0	3	0	0.0	0	0
Stringer	0	1	0	0.0	0	0
<b>Team</b>	<b>52</b>	<b>9</b>	<b>512</b>	<b>9.8</b>	<b>43</b>	<b>0</b>
<b>Opponents</b>	<b>56</b>	<b>3</b>	<b>518</b>	<b>9.3</b>	<b>98t</b>	<b>1</b>

## KICKOFF RETURNS

	No.	Yds.	Avg.	Long	TD
Metcalf	20	623	31.2	94t	1
Hammond	11	268	24.4	34	0
Moss	8	133	16.6	21	0
Belton	5	111	22.2	30	0
LeVeck	2	32	16.0	20	0
Reaves	1	22	22.0	22	0
Finnie	1	8	8.0	8	0
Cain	1	5	5.0	5	0
Crum	1	1	1.0	1	0
<b>Team</b>	<b>50</b>	<b>1,203</b>	<b>24.1</b>	<b>94t</b>	<b>1</b>
<b>Opponents</b>	<b>54</b>	<b>1,203</b>	<b>22.3</b>	<b>67</b>	<b>0</b>

## PUNTING

	No.	Yds.	Avg.	Long	Blk.
Roberts	81	3,131	38.7	57	0
<b>Team</b>	<b>81</b>	<b>3,131</b>	<b>38.7</b>	<b>57</b>	<b>0</b>
<b>Opponents</b>	<b>85</b>	<b>3,329</b>	<b>39.2</b>	<b>69</b>	<b>0</b>

## FIELD GOALS

	1-19	20-29	30-39	40-49	50+
Bakken	0-0	2-3	5-9	6-10	0-0
<b>Team</b>	<b>0-0</b>	<b>2-3</b>	<b>5-9</b>	<b>6-10</b>	<b>0-0</b>
<b>Opponents</b>	<b>0-0</b>	<b>6-6</b>	<b>1-2</b>	<b>3-5</b>	<b>0-1</b>

## USUAL STARTING LINEUP

Offense	Defense
<b>LE</b> ... Sonny Randle	<b>LE</b> Council Rudolph
<b>WR</b> ... Earl Thomas	<b>LT</b> ... Leo Brooks
<b>LT</b> ... Ernie McMillan	<b>RT</b> ... Bob Rowe
<b>LG</b> ... Bob Young	<b>RE</b> ... Ron Yankowski
Roger Finnie	<b>LLB</b> Larry Stallings
<b>C</b> ... Tom Brahaney	<b>MLB</b> Mark Arneson
<b>RG</b> ... Conrad Dobler	<b>RLB</b> ... Pete Barnes
<b>RT</b> ... Dan Dierdorf	<b>LCB</b> ... Norm Thompson
<b>TE</b> ... Jackie Smith	
<b>WR</b> ... Mel Gray	Jim Tolbert
<b>QB</b> ... Jim Hart	<b>RCB</b> ... Roger Wehrli
<b>FB</b> ... Jim Otis	<b>SS</b> ... Ken Reaves
<b>RB</b> ... Terry Metcalf	<b>FS</b> ... Clarence Duren
<b>K</b> ... Jim Bakken	<b>P</b> ... Hal Roberts

## NOTES

Cards win first seven games en route to 10-4 record ... six wins achieved by seven points or less ... capture NFC Eastern Division title on final day of the season with 26-14 win over N.Y. Giants at Busch Stadium Dec. 15 ... Cards lose 30-14 playoff contest at Minnesota Dec. 21, the team's first postseason appearance since 1948 ... quarterback **Jim Hart** is named NFC player-of-the-year, running back **Terry Metcalf** is runner-up to Hart in the poll, and **Don Coryell** is named consensus NFL coach-of-the-year ... offensive line allows NFL-low 16 quarterback sacks ... Hart tosses 20 touchdowns with just eight interceptions in 388 attempts ... Metcalf sets Card record with 2,058 combined yards, including a 4.7-yard rushing average with six touchdowns, 50 pass receptions, and kick-return figures of 31.2 yards on 20 kickoffs and 13.1 yards on 26 punts.

## FINAL NFC EAST STANDINGS

Team	W	L	T	Pct.	Pts.	OP
St. Louis	10	4	0	.714	285	218
Washington*	10	4	0	.714	320	196
Dallas	8	6	0	.571	297	235
Philadelphia	7	7	0	.500	242	217
N.Y. Giants	2	12	0	.143	195	299

\*Wild card playoff qualifier



## 1975 (11-3)

### HEAD COACH DON CORYELL

Sept. 21	Atlanta	W	23-20	42,172
Sept. 28	At Dallas	L	31-37 (OT)	52,417
Oct. 5	N.Y. Giants	W	26-14	44,919
Oct. 13	At Washington	L	17-27	54,693
Oct. 19	Philadelphia	W	31-20	45,242
Oct. 25	At N.Y. Giants	W	20-13	49,598
Nov. 2	New England	W	24-17	45,907
Nov. 9	At Philadelphia	W	24-23	60,277
Nov. 16	Washington	W	20-17 (OT)	49,919
Nov. 23	At N.Y. Jets	W	37-6	53,169
Nov. 27	Buffalo	L	14-32	41,899
Dec. 7	Dallas	W	31-17	49,701
Dec. 14	At Chicago	W	34-20	35,052
Dec. 21	At Detroit	W	24-13	64,656

356-276

Home: 6-1 (319,759). Away: 5-2 (369,862).

### NFC Divisional Playoff

Dec. 27 At L.A. Rams L 23-35 72,650

## TEAM STATISTICS

	Cards	Opp.
<b>Total First Downs</b> .....	<b>276</b>	<b>284</b>
Rushing	131	118
Passing	128	142
Penalty	17	24
<b>Total Net Yards</b> .....	<b>4955</b>	<b>4595</b>
Avg. Per Game	353.9	328.2
Total Plays	918	957
Avg. Per Play	5.4	4.8
<b>Net Yards Rushing</b> .....	<b>2402</b>	<b>1925</b>
Avg. Per Game	171.6	137.5
Total Rushes	555	487
<b>Net Yards Passing</b> .....	<b>2553</b>	<b>2670</b>
Avg. Per Game	182.4	190.7
Sacked/Yards Lost	8/66	24/192
Gross Yards	2,619	2,862
Att./Comp./Pct.	355/187/52.7	446/233/52.2
Had Intercepted	20	22
<b>Punts/Average</b> .....	<b>64/37.7</b>	<b>67/40.1</b>
<b>Penalties/Yards</b> .....	<b>83/730</b>	<b>82/679</b>
<b>Fumbles/Lost</b> .....	<b>33/19</b>	<b>26/15</b>
<b>Touchdowns</b> .....	<b>43</b>	<b>34</b>
Rushing	19	16
Passing	20	16
Returns	4	2

## SCORE BY PERIOD

	Q1	Q2	Q3	Q4	OT	Pts.
Team	96	83	82	92	3	356
Opponents	38	61	79	92	6	276

## SCORING

	TD	R	P	R	PAT	FG	S	Pts.
Bakken	0	0	0	0	40/42	19/24	0	97
Metcalf	13	9	2	2	0/0	0/0	0	78
M. Gray	11	0	11	0	0/0	0/0	0	66
Otis	6	5	1	0	0/0	0/0	0	36
Jones	3	2	1	0	0/0	0/0	0	18
Smith	2	0	2	0	0/0	0/0	0	12
Thomas	2	0	2	0	0/0	0/0	0	12
Cain	1	0	1	0	0/0	0/0	0	6
Crump	1	0	0	1	0/0	0/0	0	6
Hart	1	1	0	0	0/0	0/0	0	6
Latin	1	1	0	0	0/0	0/0	0	6
Moss	1	1	0	0	0/0	0/0	0	6
Thompson	1	0	0	1	0/0	0/0	0	6
Wehrli	0	0	0	0	1/1	0/0	0	1
<b>Team</b>	<b>43</b>	<b>19</b>	<b>20</b>	<b>4</b>	<b>41/43</b>	<b>19/24</b>	<b>0</b>	<b>356</b>
<b>Opponents</b>	<b>34</b>	<b>16</b>	<b>16</b>	<b>2</b>	<b>27/33</b>	<b>15/26</b>	<b>0</b>	<b>276</b>

## PASSING

	Att.	Comp.	Yds.	Comp. %	Yds./Att.	TD	TD%	Int.	Int. %	Long	Sack/Lost	Rating
Hart	345	182	2,507	52.8	7.27	19	5.5	19	5.5	80t	6/43	71.8
Shaw	8	4	61	50.0	7.63	0	0.0	1	12.5	21	1/14	36.0
Metcalf	2	1	51	50.0	25.50	1	5.0	0	0.0	51t	0/0	135.4
Bakken	0	0	0	0.0	0.00	0	0.0	0	0.0	0	1/9	0.0
<b>Team</b>	<b>355</b>	<b>187</b>	<b>2,619</b>	<b>52.7</b>	<b>7.38</b>	<b>20</b>	<b>5.6</b>	<b>20</b>	<b>5.6</b>	<b>80t</b>	<b>8/66</b>	<b>72.1</b>
<b>Opponents</b>	<b>446</b>	<b>233</b>	<b>2,862</b>	<b>52.2</b>	<b>6.42</b>	<b>16</b>	<b>3.6</b>	<b>22</b>	<b>4.9</b>	<b>48</b>	<b>24/192</b>	<b>63.9</b>

## SACKS

Rudolph 2.0, Rowe 2.0, Brooks 1.0, Duren 1.0, Reaves 1.0, Crump 1.0  
Team 22.0, Opponents 17.0

## RUSHING

	No.	Yds.	Avg.	Long	TD
Otis	269	1,076	4.0	30	5
Metcalf	165	816	4.9	52t	9
Jones	54	275	5.1	23	2
Latin	35	165	4.7	57t	1
Ashton	10	44	4.4	9	0
Hammond	3	13	4.3	6	0
Moss	4	12	3.0	5t	1
Hart	11	7	0.6	6	1
M. Gray	1	6	6.0	6	0
Shaw	3	-12	-4.0	-2	0
<b>Team</b>	<b>555</b>	<b>2,402</b>	<b>4.3</b>	<b>57t</b>	<b>19</b>
<b>Opponents</b>	<b>487</b>	<b>1,925</b>	<b>4.0</b>	<b>32t</b>	<b>16</b>

## RECEIVING

	No.	Yds.	Avg.	Long	TD
M. Gray	48	926	19.3	74t	11
Metcalf	43	378	8.8	30t	2
Thomas	21	375	17.9	80t	2
Jones	19	194	10.2	21	1
Harris	15	266	17.7	36	0
Smith	13	246	18.9	45	2
Cain	12	134	11.2	18	1
Otis	12	69	5.8	12	1
Latin	2	25	12.5	16	0
Hammond	2	6	3.0	10	0
<b>Team</b>	<b>187</b>	<b>2,619</b>	<b>14.0</b>	<b>80t</b>	<b>20</b>
<b>Opponents</b>	<b>233</b>	<b>2,862</b>	<b>12.3</b>	<b>48</b>	<b>16</b>

## INTERCEPTIONS

	No.	Yds.	Avg.	Long	TD
Thompson	7	141	20.1	61t	1
Wehrli	6	31	5.2	31	0
Reaves	3	7	2.3	9	0
Barnes	2	26	13.0	23	0
Duren	1	23	23.0	23	0
Rudolph	1	18	18.0	18	0
Arneson	1	6	6.0	6	0
Stallings	1	-3	-3.0	-3	0
<b>Team</b>	<b>22</b>	<b>249</b>	<b>11.3</b>	<b>61t</b>	<b>1</b>
<b>Opponents</b>	<b>20</b>	<b>216</b>	<b>10.8</b>	<b>38</b>	<b>0</b>

## PUNT RETURNS

	Ret.	FC	Yds.	Avg.	Long	TD
Metcalf	23	3	285	12.4	69t	1
Hammond	9	2	70	7.8	30	0
M. Gray	7	1	53	7.6	27	0
Wehrli	1	0	2	2.0	2	0
<b>Team</b>	<b>40</b>	<b>6</b>	<b>410</b>	<b>10.3</b>	<b>69t</b>	<b>1</b>
<b>Opponents</b>	<b>34</b>	<b>7</b>	<b>329</b>	<b>9.7</b>	<b>43</b>	<b>0</b>

## KICKOFF RETURNS

	No.	Yds.	Avg.	Long	TD
Metcalf	35	960	27.4	93t	1
Hammond	13	254	19.5	29	0
Smith	1	25	25.0	25	0
Moss	1	21	21.0	21	0
T. Gray	1	20	20.0	20	0
Hartle	1	20	20.0	20	0
Jones	1	18	18.0	18	0
Wehrli	1	10	10.0	10	0
Reaves	1	9	9.0	9	0
<b>Team</b>	<b>55</b>	<b>1,337</b>	<b>24.3</b>	<b>93t</b>	<b>1</b>
<b>Opponents</b>	<b>71</b>	<b>1,609</b>	<b>22.7</b>	<b>97t</b>	<b>1</b>

## PUNTING

	No.	Yds.	Avg.	Long	Blk.
West	64	2,412	37.7	58	1
<b>Team</b>	<b>64</b>	<b>2,412</b>	<b>37.7</b>	<b>58</b>	<b>1</b>
<b>Opponents</b>	<b>67</b>	<b>2,688</b>	<b>40.1</b>	<b>59</b>	<b>0</b>

## FIELD GOALS

	1-19	20-29	30-39	40-49	50+
Bakken	0-0	10-11	5-7	4-6	0-0
<b>Team</b>	<b>0-0</b>	<b>10-11</b>	<b>5-7</b>	<b>4-6</b>	<b>0-0</b>
<b>Opponents</b>	<b>0-0</b>	<b>4-4</b>	<b>5-9</b>	<b>6-9</b>	<b>0-4</b>

## USUAL STARTING LINEUP

Offense	Defense
WR.....Ike Harris	LE.....Bob Bell
LT.....Roger Finnie	LT.....Charlie Davis
LG.....Bob Young	RT.....Bob Rowe
C.....Tom Banks	RE.....Ron Yankowski
RG.....Conrad Dobler	LLB....Larry Stallings
RT.....Dan Dierdorf	MLB...Mark Arneson
TE.....Jackie Smith	RLB.....Pete Barnes
J.V. Cain	LCB.Norm Thompson
WR.....Mel Gray	RCB....Roger Wehrli
QB.....Jim Hart	SS.....Ken Reaves
FB.....Jim Otis	FS....Clarence Duren
RB.....Terry Metcalf	P.....Jeff West
K.....Jim Bakken	

## NOTES

Led by Pro Bowl offensive linemen **Dan Dierdorf**, **Conrad Dobler**, and **Tom Banks**, Cards win a second consecutive NFC Eastern Division title with an 11-3 mark, a franchise best since an 11-1 record by the 1948 team ... fullback **Jim Otis** leads the NFC in rushing with 1,076 yards, running back/kick returner **Terry Metcalf**—a consensus NFL most valuable player—sets league record with 2,462 combined yards, and quarterback **Jim Hart** performs behind an offensive line that ties an NFL record by allowing just eight quarterback sacks ... wide receiver **Mel Gray** catches controversial touchdown pass from Hart with 25 seconds left in regulation, known as the "Phantom Catch," to send game into overtime as Cards win 20-17 over Washington ... Cards travel to Los Angeles to face Rams in playoff contest and lose 35-23 after trailing 28-9 at halftime ... seven offensive players go to the Pro Bowl (Dierdorf, Dobler, Banks, Hart, Metcalf, Gray, and Otis).

## FINAL NFC EAST

### STANDINGS

Team	W	L	T	Pct.	Pts.	OP
St. Louis	11	3	0	.786	356	276
Dallas*	10	4	0	.714	350	268
Washington	8	6	0	.571	325	276
N.Y. Giants	5	9	0	.357	216	306
Philadelphia	4	10	0	.286	225	302

\*Wild card playoff qualifier





## 1976 (10-4)

### HEAD COACH DON CORYELL

Sept. 12	At Seattle	W	30-24	58,441
Sept. 19	Green Bay	W	29-0	48,842
Sept. 26	At San Diego	L	24-43	40,212
Oct. 3	N.Y. Giants	W	27-21	48,039
Oct. 10	Philadelphia	W	33-14	44,933
Oct. 17	Dallas	W	21-17	50,317
Oct. 25	At Washington	L	10-20	48,325
Oct. 31	San Francisco	W	23-20 (OT)	50,365
Nov. 7	At Philadelphia	W	17-14	60,760
Nov. 14	At L.A.	W	30-28	64,698
Nov. 21	Washington	L	10-16	49,833
Nov. 25	At Dallas	L	14-19	62,498
Dec. 4	Baltimore	W	24-17	48,282
Dec. 12	At N.Y. Giants	W	17-14	60,553
				309-267
Home: 6-1 (340,611). Away: 4-3 (395,487).				

## TEAM STATISTICS

	Cards	Opp.
<b>Total First Downs</b> .....	<b>307</b>	<b>239</b>
Rushing	140	111
Passing	142	105
Penalty	25	23
<b>Total Net Yards</b> .....	<b>5136</b>	<b>4089</b>
Avg. Per Game	366.9	292.1
Total Plays	989	864
Avg. Per Play	5.2	4.7
<b>Net Yards Rushing</b> .....	<b>2301</b>	<b>1979</b>
Avg. Per Game	164.4	141.4
Total Rushes	580	491
<b>Net Yards Passing</b> .....	<b>2835</b>	<b>2110</b>
Avg. Per Game	202.5	150.7
Sacked/Yards Lost	17/132	31/248
Gross Yards	2,967	2,358
Att./Comp./Pct.	392/220/56.1	342/176/51.5
Had Intercepted	13	19
<b>Punts/Average</b> .....	<b>66/35.3</b>	<b>71/38.8</b>
<b>Net Punting Average</b> .....	<b>27.1</b>	<b>31.3</b>
<b>Penalties/Yards</b> .....	<b>84/683</b>	<b>83/698</b>
<b>Fumbles/Lost</b> .....	<b>44/24</b>	<b>32/20</b>
<b>Touchdowns</b> .....	<b>36</b>	<b>34</b>
Rushing	17	19
Passing	18	13
Returns	1	2

## SCORE BY PERIOD

	Q1	Q2	Q3	Q4	OT	Pts.
Team	60	80	75	91	3	309
Opponents	67	70	38	92	0	267

## SCORING

	TD	R	P	R	PAT	FG	S	Pts.
Bakken	0	0	0	0	33/35	20/27	0	93
Jones	9	8	1	0	0/0	0/0	0	54
Metcalf	7	3	4	0	0/0	0/0	0	42
Gray	5	0	5	0	0/0	0/0	0	30
Cain	5	0	5	0	0/0	0/0	0	30
Morris	4	3	1	0	0/0	0/0	0	24
Otis	2	2	0	0	0/0	0/0	0	12
Latin	1	1	0	0	0/0	0/0	0	6
Harris	1	0	1	0	0/0	0/0	0	6
Tilley	1	0	1	0	0/0	0/0	0	6
Sensibaugh	1	0	0	1	0/0	0/0	0	6
<b>Team</b>	<b>36</b>	<b>17</b>	<b>18</b>	<b>1</b>	<b>33/35</b>	<b>20/27</b>	<b>0</b>	<b>309</b>
<b>Opponents</b>	<b>34</b>	<b>19</b>	<b>13</b>	<b>2</b>	<b>31/34</b>	<b>10/20</b>	<b>0</b>	<b>267</b>

## PASSING

	Att.	Comp.	Yds.	Comp. %	Yds./Att.	TD	TD%	Int.	Int. %	Long	Sack/Lost	Rating
Hart	388	218	2,946	56.2	7.59	18	4.6	13	3.4	77t	17/132	81.7
Donckers	1	1	16	100.0	16.00	0	0.0	0	0.0	16	0/0	119.0
Wyche	1	1	5	100.0	5.00	0	0.0	0	0.0	5	0/0	87.5
Metcalf	1	0	0	00.0	0.00	0	0.0	0	0.0	0	0/0	39.6
Wehrli	1	0	0	00.0	0.00	0	0.0	0	0.0	0	0/0	39.6
<b>Team</b>	<b>392</b>	<b>220</b>	<b>2,967</b>	<b>56.1</b>	<b>7.57</b>	<b>18</b>	<b>4.6</b>	<b>13</b>	<b>3.3</b>	<b>77t</b>	<b>17/132</b>	<b>82.0</b>
<b>Opponents</b>	<b>342</b>	<b>176</b>	<b>2,358</b>	<b>51.5</b>	<b>6.89</b>	<b>13</b>	<b>3.8</b>	<b>19</b>	<b>5.6</b>	<b>72t</b>	<b>31/248</b>	<b>63.1</b>

## SACKS

Zook 7.0, Bell 7.0, Dawson 2.0, Arneson 2.0, Kearney 1.0, Yankowski 1.0, White 1.0, Upshaw 1.0.  
Team 22.0, Opponents 17.0

## RUSHING

	No.	Yds.	Avg.	Long	TD
Otis	233	891	3.8	23	2
Metcalf	134	537	4.0	36	3
Jones	113	451	4.0	19	8
Morris	64	292	4.6	27	3
Latin	25	115	4.6	26	0
Wehrli	2	8	4.0	8	0
Hart	8	7	0.9	10	0
Joyce	1	0	0.0	0	0
<b>Team</b>	<b>580</b>	<b>2,301</b>	<b>4.0</b>	<b>36</b>	<b>17</b>
<b>Opponents</b>	<b>491</b>	<b>1,979</b>	<b>4.0</b>	<b>26</b>	<b>19</b>

## RECEIVING

	No.	Yds.	Avg.	Long	TD
Harris	52	782	15.0	40	1
Gray	36	686	19.1	77t	5
Metcalf	33	388	11.8	48t	4
Jones	29	152	5.2	15	1
Tilley	26	407	13.7	45	1
Cain	26	400	15.4	34	5
Morris	8	75	9.4	19	1
Latin	4	35	8.8	15	0
Smith	3	22	7.3	16	0
Otis	2	15	7.5	8	0
Hammond	1	5	5.0	5	0
<b>Team</b>	<b>220</b>	<b>2,967</b>	<b>13.5</b>	<b>77t</b>	<b>18</b>
<b>Opponents</b>	<b>176</b>	<b>2,358</b>	<b>13.4</b>	<b>72t</b>	<b>13</b>

## INTERCEPTIONS

	No.	Yds.	Avg.	Long	TD
Thompson	4	83	20.8	38	0
Sensibaugh	4	60	15.0	35t	1
Wehrli	4	31	7.8	26	0
Reaves	2	41	20.5	25	0
White	2	20	10.0	16	0
Duren	1	8	8.0	8	0
Arneson	1	0	0.0	0	0
Kearney	1	0	0.0	0	0
<b>Team</b>	<b>19</b>	<b>243</b>	<b>12.8</b>	<b>38</b>	<b>1</b>
<b>Opponents</b>	<b>13</b>	<b>134</b>	<b>10.3</b>	<b>25</b>	<b>0</b>

## PUNT RETURNS

	Ret.	FC	Yds.	Avg.	Long	TD
Metcalf	17	1	188	11.1	39	0
Tilley	15	0	146	9.7	17	0
Hammond	3	0	16	5.3	8	0
Neils	1	0	0	0.0	0	0
<b>Team</b>	<b>36</b>	<b>1</b>	<b>350</b>	<b>9.7</b>	<b>39</b>	<b>0</b>
<b>Opponents</b>	<b>33</b>	<b>3</b>	<b>304</b>	<b>9.2</b>	<b>71t</b>	<b>1</b>

## KICKOFF RETURNS

	No.	Yds.	Avg.	Long	TD
Latin	16	357	22.3	39	0
Metcalf	16	325	20.3	33	0
Morris	9	181	20.1	34	0
Smith	3	63	21.0	35	0
Crump	3	57	19.0	30	0
Hammond	2	36	18.0	21	0
Nelson	1	43	43.0	43	0
McGraw	1	13	13.0	13	0
Okoniewski	1	12	12.0	12	0
Oates	1	12	12.0	12	0
Severson	1	3	3.0	3	0
<b>Team</b>	<b>54</b>	<b>1,102</b>	<b>20.4</b>	<b>43</b>	<b>0</b>
<b>Opponents</b>	<b>66</b>	<b>1,623</b>	<b>24.6</b>	<b>90t</b>	<b>1</b>

## PUNTING

	No.	Yds.	Avg.	TB	In20	Lg	Blk.
Joyce	64	2,331	36.4	12	12	54	0
<b>Team</b>	<b>66</b>	<b>2,331</b>	<b>35.3</b>	<b>12</b>	<b>12</b>	<b>54</b>	<b>0</b>
<b>Opponents</b>	<b>71</b>	<b>2,754</b>	<b>38.8</b>	<b>9</b>	<b>25</b>	<b>60</b>	<b>0</b>

## FIELD GOALS

	1-19	20-29	30-39	40-49	50+
Bakken	0-0	10-11	6-8	4-8	0-0
<b>Team</b>	<b>0-0</b>	<b>10-11</b>	<b>6-8</b>	<b>4-8</b>	<b>0-0</b>
<b>Opponents</b>	<b>0-0</b>	<b>3-6</b>	<b>4-7</b>	<b>3-7</b>	<b>0-0</b>

## USUAL STARTING LINEUP

Offense	Defense
WR.....Ike Harris	LE.....John Zook
LT.....Roger Finnie	LT.....Charlie Davis
LG.....Bob Young	RT.....Mike Dawson
C.....Tom Banks	RE.....Bob Bell
RG.....Conrad Dobler	Ron Yankowski
RT.....Dan Dierdorf	LLB.....Larry Stallings
TE.....J.V. Cain	MLB.....Tim Kearney
WR.....Mel Gray	RLB.....Mark Arneson
QB.....Jim Hart	LCB.....Norm Thompson
RB.....Terry Metcalf	RCB.....Roger Wehrli
FB.....Jim Otis	SS.....Ken Reaves
K.....Jim Bakken	FS.....Mike Sensibaugh
	P.....Terry Joyce

## NOTES

Despite 10-4 record (6-1 at home), Cards lose tie-breaker with Washington and fail to qualify for playoffs ... Cards defeat N.Y. Giants to stay alive in playoff race, needing the division-leading Cowboys to defeat Washington at Dallas later that day ... but the win 27-14 and Cards became first team in seven-year history of the NFC to go 10-4 and not gain a post-season berth ... eight Card victories by seven points or less earn "Cardiac Cards" moniker ... Cardinals and Chargers play preseason game in Tokyo, Japan, the first NFL game played outside North America ... Cards set NFL record with eight lost fumbles at Washington Oct. 25.

## FINAL NFC EAST STANDINGS

Team	W	L	T	Pct.	Pts.	OP
Dallas	11	3	0	.786	296	194
Washington*	10	4	0	.714	291	217
St. Louis	10	4	0	.714	309	267
Philadelphia	4	10	0	.286	165	286
N.Y. Giants	3	11	0	.214	170	250

\*Wild card playoff qualifier



## 1977 (7-7)

### HEAD COACH DON CORYELL

Sept. 18	At Denver	L	0-7	75,002
Sept. 25	Chicago	W	16-13	49,878
Oct. 2	At Wash.	L	14-24	55,031
Oct. 9	Dallas	L	24-30	50,129
Oct. 16	At Phila.	W	21-17	64,535
Oct. 23	New Orleans	W	49-31	48,417
Oct. 31	N.Y. Giants	W	28-0	50,323
Nov. 6	At Minnesota	W	27-7	47,066
Nov. 14	At Dallas	W	24-17	63,038
Nov. 20	Philadelphia	W	21-16	48,768
Nov. 24	Miami	L	14-55	50,269
Dec. 4	At N.Y. Giants	L	7-27	71,826
Dec. 10	Washington	L	20-26	36,067
Dec. 18	At Tampa Bay	L	7-17	56,922
				272-287
Home: 4-3 (333,851). Away: 3-4 (433,420).				

### TEAM STATISTICS

	Cards	Opp.
<b>Total First Downs</b>	<b>247</b>	<b>258</b>
Rushing	114	122
Passing	117	120
Penalty	16	16
<b>Total Net Yards</b>	<b>4532</b>	<b>4504</b>
Avg. Per Game	323.7	321.7
Total Plays	887	915
Avg. Per Play	5.1	4.9
<b>Net Yards Rushing</b>	<b>2042</b>	<b>2237</b>
Avg. Per Game	145.9	159.7
Total Rushes	507	514
<b>Net Yards Passing</b>	<b>2490</b>	<b>2267</b>
Avg. Per Game	177.9	161.9
Sacked/Yards Lost	15/109	25/209
Gross Yards	2,608	2,476
Att./Comp./Pct.	366/195/53.3	375/198/52.8
Had Intercepted	21	19
<b>Punts/Average</b>	<b>71/36.7</b>	<b>72.39.5</b>
<b>Penalties/Yards</b>	<b>98/835</b>	<b>83/812</b>
<b>Fumbles/Lost</b>	<b>30/16</b>	<b>19/12</b>
<b>Touchdowns</b>	<b>36</b>	<b>34</b>
Rushing	19	11
Passing	14	22
Returns	3	1

### SCORE BY PERIOD

	Q1	Q2	Q3	Q4	OT	Pts.
Team	44	89	55	84	0	272
Opponents	54	81	73	79	0	287

### SCORING

	TD	R	P	R	PAT	FG	S	Pts.
Morris	9	8	1	0	0/0	0/0	0	54
Metcalf	6	4	2	0	0/0	0/0	0	36
Gray	5	0	5	0	0/0	0/0	0	30
Harris	3	0	3	0	0/0	0/0	0	18
Jones	3	3	0	0	0/0	0/0	0	18
Cain	2	0	2	0	0/0	0/0	0	12
Latin	2	2	0	0	0/0	0/0	0	12
Otis	2	2	0	0	0/0	0/0	0	12
Davis	1	0	0	1	0/0	0/0	0	6
Dobler	1	0	0	1	0/0	0/0	0	6
Sensibaugh	1	0	0	1	0/0	0/0	0	6
Smith	1	0	1	0	0/0	0/0	0	6
Bakken	0	0	0	0	35/36	7/16	0	56
<b>Team</b>	<b>36</b>	<b>19</b>	<b>14</b>	<b>3</b>	<b>35/36</b>	<b>7/16</b>	<b>0</b>	<b>272</b>
<b>Opponents</b>	<b>33</b>	<b>11</b>	<b>22</b>	<b>1</b>	<b>32/34</b>	<b>17/230</b>	<b>287</b>	

### PASSING

	Att.	Comp.	Yds.	Comp. %	Yds./Att.	TD	TD%	Int.	Int. %	Long	Sack/Lost	Rating
Hart	355	186	2,542	.524	7.16	13	3.7	20	5.6	69	13/89	64.5
Donckers	5	5	38	1.000	7.60	0	0.0	0	0.0	16	1/11	98.3
Metcalf	5	3	27	.600	5.40	1	2.0	1	2.0	11	1/9	74.6
Joyce	1	1	1	1.000	1.00	0	0.0	0	0.0	1	0/0	79.2
<b>Team</b>	<b>366</b>	<b>195</b>	<b>2,608</b>	<b>.533</b>	<b>7.13</b>	<b>14</b>	<b>3.8</b>	<b>21</b>	<b>5.8</b>	<b>69</b>	<b>15/109</b>	<b>64.6</b>
<b>Opponents</b>	<b>375</b>	<b>198</b>	<b>2,476</b>	<b>.528</b>	<b>6.60</b>	<b>22</b>	<b>5.9</b>	<b>19</b>	<b>5.1</b>	<b>64</b>	<b>25/209</b>	<b>72.6</b>

### SACKS

Dawson, 8.5, Davis, 6.0, Zook 4.5, Yankowski 4.0, Severson 2.0, Arneson 2.0, Bell 1.0, Bradley 1.0, Matheson 1.0.  
**Team 30.0, Opponents 15.0**

### RUSHING

	No.	Yds.	Avg.	Long	TD
Metcalf	149	739	5.0	62	4
Morris	165	661	4.0	35	8
Otis	99	334	3.4	25	2
Latin	56	208	3.7	17	2
Jones	24	77	3.2	18	3
Hart	11	18	1.6	13	0
Wehrli	1	19	19.0	19	0
Gray	1	-1	-1.0	-1	0
Joyce	1	-13	-13.0	-13	0
<b>Team</b>	<b>507</b>	<b>2,042</b>	<b>4.0</b>	<b>62</b>	<b>19</b>
<b>Opponents</b>	<b>514</b>	<b>2,237</b>	<b>4.4</b>	<b>62</b>	<b>11</b>

### RECEIVING

	No.	Yds.	Avg.	Long	TD
Harris	40	547	13.7	38	3
Gray	38	782	20.6	69	5
Metcalf	34	403	11.9	68	2
Cain	25	328	13.1	38	2
Morris	23	222	9.7	34	1
Jones	12	66	5.5	16	0
Latin	9	89	9.9	20	0
Tilley	6	64	10.7	31	0
Smith	5	49	9.8	13	1
Otis	2	18	9.0	9	0
Stone	1	40	40.0	40	0
<b>Team</b>	<b>195</b>	<b>2,608</b>	<b>13.4</b>	<b>69</b>	<b>14</b>
<b>Opponents</b>	<b>198</b>	<b>2,476</b>	<b>12.5</b>	<b>64</b>	<b>22</b>

### INTERCEPTIONS

	No.	Yds.	Avg.	Long	TD
Wehrli	5	44	8.8	41	0
Nelson	4	37	9.3	26	0
Sensibaugh	3	110	36.7	79	1
Reaves	2	17	8.5	10	0
Arneson	2	23	11.5	15	0
Allen	1	22	22.0	22	0
Severson	1	0	0.0	0	0
Kellum	1	14	14.0	14	0
<b>Team</b>	<b>19</b>	<b>267</b>	<b>14.1</b>	<b>79</b>	<b>1</b>
<b>Opponents</b>	<b>21</b>	<b>183</b>	<b>8.7</b>	<b>54</b>	<b>1</b>

### PUNT RETURNS

	Ret.	FC	Yds.	Avg.	Long	TD
Metcalf	14	0	108	7.7	23	0
Tilley	13	4	111	8.5	21	0
Bradley	11	0	77	7.0	14	0
Nelson	1	0	4	4.0	4	0
Severson	1	0	0	0.0	0	0
<b>Team</b>	<b>40</b>	<b>4</b>	<b>300</b>	<b>7.5</b>	<b>23</b>	<b>0</b>
<b>Opponents</b>	<b>33</b>	<b>11</b>	<b>157</b>	<b>4.8</b>	<b>24</b>	<b>0</b>

### KICKOFF RETURNS

	No.	Yds.	Avg.	Long	TD
Metcalf	32	772	24.1	51	0
Jones	8	132	16.5	25	0
Nelson	3	68	22.7	36	0
Latin	3	79	26.3	33	0
Morris	2	39	19.5	22	0
Smith	2	25	12.5	15	0
Others	9	156	17.3	28	0
<b>Team</b>	<b>59</b>	<b>1,271</b>	<b>21.5</b>	<b>51</b>	<b>0</b>
<b>Opponents</b>	<b>55</b>	<b>1,104</b>	<b>20.1</b>	<b>35</b>	<b>0</b>

### PUNTING

	No.	Yds.	Avg.	TB	In20	Lg	Blk.
Joyce	22	851	38.7	2	5	58	0
Carrell	49	1,757	35.9	4	11	53	0
<b>Team</b>	<b>71</b>	<b>2,608</b>	<b>36.7</b>	<b>6</b>	<b>16</b>	<b>58</b>	<b>0</b>
<b>Opponents</b>	<b>72</b>	<b>2,843</b>	<b>39.5</b>	<b>4</b>	<b>14</b>	<b>63</b>	<b>0</b>

### FIELD GOALS

	1-19	20-29	30-39	40-49	50+
Bakken	0-0	2-2	3-5	2-8	0-1
<b>Team</b>	<b>0-0</b>	<b>2-2</b>	<b>3-5</b>	<b>2-8</b>	<b>0-1</b>
<b>Opponents</b>	<b>0-0</b>	<b>9-11</b>	<b>3-5</b>	<b>5-9</b>	<b>0-1</b>

### USUAL STARTING LINEUP

Offense	Defense
WR.....Ike Harris	LE.....John Zook
LT.....Roger Finnie	LT.....Charlie Davis
LG.....Bob Young	RT.....Mike Dawson
C.....Tom Banks	RE.....Bob Bell
RG.....Conrad Dobler	Ron Yankowski
RT.....Dan Dierdorf	LLB.....Larry Stallings
TE.....J.V. Cain	MLB.....Tim Kearney
WR.....Mel Gray	RLB.....Mark Arneson
QB.....Jim Hart	LCB/Norm Thompson
RB.....Terry Metcalf	RCB.....Roger Wehrli
FB.....Jim Otis	SS.....Ken Reaves
K.....Jim Bakken	FS.....Mike Sensibaugh
	P.....Terry Joyce

### NOTES

Though saddled with a 1-3 start, Head Coach **Don Coryell** rallies his troops to six consecutive victories and a 7-3 record entering the final stretch of the season ... four losses, however, drop the Cards to 7-7 and Coryell abandons the Midwest to join the San Diego Chargers ... QB **Jim Hart** sets club mark with 12 consecutive pass completions vs. Chicago Sept. 25 ... FB **Wayne Morris** rushes for 182 yards on 27 carries on Nov. 6 at Minnesota, the fourth-highest single-game effort in team history ... Cards deal 8-0 Dallas its first defeat of the season, a 24-17 decision in Texas Stadium before a "Monday Night Football" audience Nov. 14 ... Miami quarterback Bob Griese ties Card opponent mark with six touchdown passes in 55-14 Dolphin win Nov. 24.

### FINAL NFC EAST

#### STANDINGS

Team	W	L	T	Pct.	Pts.	OP
Dallas#	12	2	0	.857	345	212
Washington	9	5	0	.643	196	189
St. Louis	7	7	0	.500	272	287
Philadelphia	5	9	0	.357	220	207
N.Y. Giants	5	9	0	.357	181	265

#Top NFC playoff seed



## 1978 (6-10)

### HEAD COACH

#### BUD WILKINSON

Sept. 3	At Chicago	L	10-17	52,791
Sept. 10	New England	L	6-16	48,233
Sept. 17	Washington	L	10-28	49,282
Sept. 24	At Dallas	L	12-21	62,760
Oct. 1	At Miami	L	10-24	43,882
Oct. 8	Baltimore	L	17-30	47,479
Oct. 15	Dallas	L	21-24 (OT)	48,991
Oct. 22	At N.Y. Jets	L	10-23	49,244
Oct. 29	At Phila.	W	16-10	62,989
Nov. 5	N.Y. Giants	W	20-10	48,820
Nov. 12	At S. F.	W	16-10	33,155
Nov. 19	At Wash.	W	27-17	52,460
Nov. 26	Philadelphia	L	10-14	39,693
Dec. 3	Detroit	W	21-14	39,200
Dec. 10	At N.Y. Giants	L	0-17	52,226
Dec. 17	Atlanta	W	42-21	40,022

248-296

Home: 3-5 (361,720). Away: 3-5 (409,507).

### TEAM STATISTICS

	Cards	Opp.
Total First Downs	281	285
Rushing	103	131
Passing	158	131
Penalty	20	23
Total Net Yards	5125	4742
Avg. Per Game	320.3	296.4
Total Plays	1,103	1,054
Avg. Per Play	4.6	4.5
Net Yards Rushing	1954	2395
Avg. Per Game	122.1	149.7
Total Rushes	554	588
Net Yards Passing	3171	2347
Avg. Per Game	198.2	146.7
Sacked/Yards Lost	22/186	37/290
Gross Yards	3,357	2,641
Att./Comp./Pct.	508/252/49.7	428/212/49.5
Had Intercepted	21	26
Punts/Average	101/37.8	93/39.3
Penalties/Yards	105/890	96/809
Fumbles/Lost	28/14	33/16
Touchdowns	31	37
Rushing	14	15
Passing	16	19
Returns	1	3

### SCORE BY PERIOD

	Q1	Q2	Q3	Q4	OT	Pts.
Team	54	110	39	45	0	248
Opponents	53	96	68	76	3	296

### SCORING

	TD	R	P	R	PAT	FG	S	Pts.
Bakken	0	0	0	0	27/31	11/22	0	60
Otis	8	8	0	0	0/0	0/0	0	48
Chandler	4	0	4	0	0/0	0/0	0	24
Stief	4	0	4	0	0/0	0/0	0	24
Tilley	3	0	3	0	0/0	0/0	0	18
Gray	2	1	1	0	0/0	0/0	0	12
Morris	2	1	1	0	0/0	0/0	0	12
Jones	2	2	0	0	0/0	0/0	0	12
Hart	2	2	0	0	0/0	0/0	0	12
Thaxton	1	0	1	0	0/0	0/0	1	8
Ramson	1	0	1	0	0/0	0/0	0	6
Childs	1	0	1	0	0/0	0/0	0	6
Harrell	1	0	0	1	0/0	0/0	0	6
Team	31	14	16	1	27/31	11/22	1	248
Opponents	34	15	19	3	35/37	13/18	0	296

### PASSING

	Att.	Comp.	Yds.	Comp. %	Yds./Att.	TD	TD%	Int.	Int. %	Long	Sack/Lost	Rating
Hart	477	240	3,121	50.3	6.56	16	3.4	18	3.8	74	20/166	66.9
Pisarkiewicz	29	10	164	34.5	5.66	0	0.0	3	10.4	40	2/20	14.8
Stief	1	1	43	100.0	43.00	0	0.0	0	0.0	0	0/0	118.8
Wood	1	1	29	100.0	29.00	0	0.0	0	0.0	0	0/0	118.8
Team	508	252	3,357	49.6	6.62	16	3.2	21	4.1	74	22/186	64.7
Opponents	428	212	2,641	49.5	6.17	19	4.4	26	6.1	56	36/290	58.3

### SACKS

Dawson 9.0, Pollard 6.0, Zook 5.0, Arneson 4.5, Neils 4.0, Yankowski 1.5, Kearney 1.0, Williams 1.0, Gill 1.0, Townsend 1.0, Simons 1.0, Bell, B 1.0, Allerman 0.5.

Team 36.0, Opponents 22.0

### RUSHING

	No.	Yds.	Avg.	Long	TD
Otis	197	664	3.4	17	8
Morris	174	631	3.6	27	1
Jones	105	392	3.7	17	2
Harrell	35	134	3.8	15	0
Gray	5	51	10.2	27	1
Tilley	1	32	32.0	32	0
Bell	7	23	3.3	9	0
Hart	11	11	1.0	9t	2
Latin	6	8	1.3	6	0
Ransom	2	8	4.0	5	0
Shelby	2	5	2.5	4	0
Farmer	1	4	4.0	4	0
Little	1	0	0.0	0	0
Wehrli	1	0	0.0	0	0
Pisarkiewicz	5	-1	-2.0	2	0
Stief	1	-8	-8.0	-8	0
Team	554	1,954	3.5	32	14
Opponents	588	2,395	4.1	73	14

### RECEIVING

	No.	Yds.	Avg.	Long	TD
Tilley	62	900	14.5	43	3
Gray	44	871	19.9	74	1
Morris	33	298	9.0	33	1
Jones	27	217	8.0	18	0
Stief	24	477	19.6	55t	4
Ramson	23	238	10.4	25	1
Chandler	16	190	11.9	47	4
Otis	8	38	4.8	12	0
Childs	4	50	12.5	23	1
Thaxton	3	31	10.3	16	1
Bell	3	28	9.3	17	0
Harrell	3	5	1.7	2	0
Shelby	1	11	11.0	11	0
Latin	1	3	3.0	3	0
Team	252	3,357	13.3	74	16
Opponents	212	2,641	12.5	56	17

### INTERCEPTIONS

	No.	Yds.	Avg.	Long	TD
Stone	9	139	15.4	33	0
Allen	6	54	9.0	21	0
Wehrli	4	3	.8	3	0
Smith	3	6	2.0	6	0
Williams	1	24	24.0	24	0
Neils	1	18	18.0	18	0
Kearney	1	8	8.0	8	0
Nelson	1	-3	-3.0	-3	0
Team	26	249	9.6	33	0
Opponents	21	303	14.4	79t	1

### PUNT RETURNS

	Ref.	FC	Yds.	Avg.	Long	TD
Harrell	21	6	196	9.3	70t	1
Bell	14	3	101	7.2	23	0
Shelby	10	0	88	8.8	16	0
Tilley	2	0	8	4.0	4	0
Southhard	2	0	-2	-2.0	-2	0
Woolsey	1	0	4	4.0	4	0
Smith	1	0	0	0	0	0
Team	51	9	395	7.7	70t	1
Opponents	59	11	575	9.7	37	0

### KICKOFF RETURNS

	No.	Yds.	Avg.	Long	TD
Harrell	19	389	20.5	32	0
Shelby	9	211	23.4	31	0
Bell	8	177	22.1	27	0

### KICKOFF RETURNS (CONT.)

	No.	Yds.	Avg.	Long	TD
Childs	4	77	19.3	25	0
Morris	3	66	22.0	27	0
Nelson	8	58	19.3	22	0
Latin	2	48	24.0	26	0
Southhard	2	47	23.5	26	0
Woolsey	1	25	25.0	25	0
Kearney	1	22	22.0	22	0
Townsend	1	13	13.0	13	0
Westbrooks	1	12	12.0	12	0
Stone	1	3	3.0	3	0
Team	55	1,148	20.9	32	0
Opponents	50	1,101	22.0	100t	2

### PUNTING

	No.	Yds.	Avg.	TB	In20	Lg	Blk.
Wood	51	1,919	37.6	3	12	81	0
Little	46	1,749	38.0	5	6	54	2
Bakken	4	147	36.8	0	1	42	0
Team	101	3,815	37.8	8	19	81	2
Opponents	93	3,656	39.3	9	18	59	1

### FIELD GOALS

	1-19	20-29	30-39	40-49	50+
Bakken	0-0	4-5	4-8	3-9	0-0
Team	0-0	4-5	4-8	3-9	0-0
Opponents	0-0	4-4	5-7	3-5	1-2

### USUAL STARTING LINEUP

Offense	Defense
WR.....Pat Tilley	LE.....Bob Pollard
LT.....Keith Wortman	NT.....Mike Dawson
LG.....Bob Young	RE.....John Zook
C.....Tom Banks	LOLB.....Steve Neils
RG.....Terry Stieve	LILB.....Tim Kearney
Keith Wortman	RILB.....Kurt Allerman
RT.....Dan Dierdorf	Eric Williams
TE.....Al Chandler	ROLB.....Mark Arneson
Eason Ramson	LCB.....Carl Allen
WR.....Mel Gray	RCB.....Roger Wehrli
QB.....Jim Hart	SS.....Ken Greene
RB.....Wayne Morris	FS.....Ken Stone
FB.....Jim Otis	P.....Mike Wood
K.....Jim Bakken	Steve Little

### NOTES

After an absence from football spent in political and business ventures, former Oklahoma Sooner mentor **Bud Wilkinson** is named Cards' head coach ... combination P/K **Steve Little** of Arkansas is selected by St. Louis in first round (15th overall) of NFL Draft ... Cards lose first eight contests, then finish 6-2 in second half of season ... **Larry Wilson** inducted into the Pro Football Hall of Fame in Canton, Ohio ... K **Jim Bakken** retires after 17 seasons and franchise-record 234 consecutive games played from 1962-78.

### FINAL NFC EAST

#### STANDINGS

Team	W	L	T	Pct.	Pts.	OP
Dallas	12	4	0	.750	384	208
Philadelphia*	9	7	0	.563	270	250
Washington	8	8	0	.500	273	283
St. Louis	6	10	0	.375	248	296
N.Y. Giants	6	10	0	.375	264	298

\*Wild-card postseason qualifier





## 1979 (5-11)

**HEAD COACH BUD WILKINSON (13 GAMES)**

**HEAD COACH LARRY WILSON (3 GAMES)**

Sept. 2	Dallas	L	21-22	50,855	
Sept. 9	At N.Y. Giants	W	27-14	71,370	
Sept. 16	Pittsburgh	L	21-24	50,416	
Sept. 23	Washington	L	7-17	50,680	
Sept. 30	At L.A. Rams	L	0-21	48,160	
Oct. 7	At Houston	W	24-17	53,043	
Oct. 14	Philadelphia	L	20-24	48,367	
Oct. 21	At Dallas	L	13-22	64,300	
Oct. 28	Cleveland	L	20-38	47,845	
Nov. 4	Minnesota	W	37-7	47,213	
Nov. 11	At Washington	L	28-30	50,868	
Nov. 18	At Philadelphia	L	13-16	70,235	
Nov. 25	At Cincinnati	L	28-34	25,103	
Dec. 2	San Francisco	W	13-10	41,593	
Dec. 9	N.Y. Giants	W	29-20	39,802	
Dec. 16	At Chicago	L	6-42	42,810	
				307-358	
Home:		3-5 (376,771).		Away:	2-6 (425,889).

## TEAM STATISTICS

	Cards	Opp.
<b>Total First Downs</b>	<b>305</b>	<b>302</b>
Rushing	145	125
Passing	136	149
Penalty	24	28
<b>Total Net Yards</b>	<b>5184</b>	<b>5074</b>
Avg. Per Game	324.0	317.1
Total Plays	1,095	1,073
Avg. Per Play	4.7	4.7
<b>Net Yards Rushing</b>	<b>2582</b>	<b>2204</b>
Avg. Per Game	161.4	137.8
Total Rushes	566	567
<b>Net Yards Passing</b>	<b>2602</b>	<b>2870</b>
Avg. Per Game	162.6	179.4
Sacked/Yards Lost	32/268	28/194
Gross Yards	2,870	3,064
Att./Comp./Pct.	492/249/50.6	478/258/53.9
Had Intercepted	24	18
<b>Punts/Average</b>	<b>80/38.2</b>	<b>90/39.2</b>
<b>Net Punting Average</b>	<b>32.0</b>	<b>33.3</b>
<b>Penalties/Yards</b>	<b>104/941</b>	<b>94/758</b>
<b>Fumbles/Lost</b>	<b>42/21</b>	<b>40/19</b>
<b>Touchdowns</b>	<b>40</b>	<b>43</b>
Rushing	24	18
Passing	12	22
Returns	4	3

## SCORE BY PERIOD

	Q1	Q2	Q3	Q4	OT	Pts.
Team	43	74	98	92	0	307
Opponents	83	106	44	125	0	358

## SCORING

	TD	R	P	R	PAT	FG	S	Pts.
Anderson	10	8	2	0	0/0	0/0	0	60
Morris	9	8	1	0	0/0	0/0	0	54
Little	0	0	0	0	24/32	10/19	0	53
Brown	7	7	0	0	0/0	0/0	0	42
Tilley	6	0	6	0	0/0	0/0	0	36
Wood	0	0	0	0	6/7	2/7	0	13
Chandler	2	0	2	0	0/0	0/0	0	12
Gray	1	0	1	0	0/0	0/0	0	6
Green	1	0	0	1	0/0	0/0	0	6
Arneson	1	0	0	1	0/0	0/0	0	6
Neils	1	0	0	1	0/0	0/0	0	6
Phillips	1	1	0	0	0/0	0/0	0	6
Wehrli	1	0	0	1	0/0	0/0	0	6
Parris	0	0	0	0	1/1	0/0	0	1
<b>Team</b>	<b>40</b>	<b>24</b>	<b>12</b>	<b>4</b>	<b>31/40</b>	<b>12/26</b>	<b>0</b>	<b>307</b>
<b>Opponents</b>	<b>43</b>	<b>18</b>	<b>22</b>	<b>3</b>	<b>41/43</b>	<b>19/30</b>	<b>1</b>	<b>358</b>

## PASSING

	Att.	Comp.	Yds.	Comp. %	Yds./Att.	TD	TD%	Int.	Int. %	Long	Sack/Lost	Rating
Hart	379	195	2,218	51.4	5.89	9	2.4	20	5.2	48	25/183	55.8
Pisarkiewicz	109	52	621	47.7	5.69	3	2.7	4	3.6	78t	14/85	59.5
Little	3	2	31	66.7	10.30	0	0.0	0	0.0	16	0/0	100.7
Anderson	1	0	0	0.0	0.00	0	0.0	0	0.0	0	0/0	39.6
Harrell	1	0	0	0.0	0.00	0	0.0	0	0.0	0	0/0	39.6
<b>Team</b>	<b>493</b>	<b>249</b>	<b>2,870</b>	<b>50.6</b>	<b>5.86</b>	<b>12</b>	<b>2.4</b>	<b>24</b>	<b>4.8</b>	<b>78t</b>	<b>39/268</b>	<b>56.7</b>
<b>Opponents</b>	<b>478</b>	<b>258</b>	<b>3,067</b>	<b>53.9</b>	<b>6.42</b>	<b>22</b>	<b>4.6</b>	<b>18</b>	<b>3.7</b>	<b>46</b>	<b>28/194</b>	<b>73.7</b>

## SACKS

Pollard 9.0, Arneson 4.0, Yankowski 4.0, Neils 3.0, Greene 2.0, Williams 2.0, Dawson 2.0, Kearney 1.0, Favron 1.0, Zook 1.0, Nelson 1.0.  
**Team 30.0, Opponents 39.0**

## RUSHING

	No.	Yds.	Avg.	Long	TD
Anderson	331	1,605	4.8	76t	8
Morris	106	387	3.6	16	8
Brown	73	318	4.4	30t	7
Harrell	19	100	5.3	19	0
Phillips	3	50	16.6	17	1
Lott	11	50	4.5	13	0
Gray	4	41	10.2	38	0
Pisarkiewicz	11	20	1.8	12	0
Hart	6	11	1.8	10	0
Little	2	0	0.0	0	0
<b>Team</b>	<b>566</b>	<b>2,582</b>	<b>4.6</b>	<b>76t</b>	<b>24</b>
<b>Opponents</b>	<b>567</b>	<b>2,204</b>	<b>3.8</b>	<b>52t</b>	<b>18</b>

## RECEIVING

	No.	Yds.	Avg.	Long	TD
Tilley	57	938	16.4	51t	6
Anderson	41	308	7.5	28	2
Morris	35	237	6.7	20	1
Gray	25	447	17.8	78t	1
Brown	25	191	7.6	22	0
Stief	22	324	14.7	32	0
Parris	14	174	12.4	39	0
Childs	8	93	11.6	22	0
Chandler	5	49	9.8	28	2
Murrell	2	20	10.0	14	0
Osborne	7	37	5.3	10	0
Harrell	3	33	11.0	15	0
Green	1	15	15.0	15	0
Lott	2	8	4.0	5	0
Hart	1	-4	-4.0	-4	0
<b>Team</b>	<b>249</b>	<b>2,870</b>	<b>11.6</b>	<b>78t</b>	<b>12</b>
<b>Opponents</b>	<b>258</b>	<b>3,067</b>	<b>11.8</b>	<b>46</b>	<b>22</b>

## INTERCEPTIONS

	No.	Yds.	Avg.	Long	TD
Stone	6	70	11.6	30	0
Allen	5	126	25.2	78	0
Greene	3	37	12.3	21	0
Wehrli	2	8	4.0	9	1
Smith	1	22	22.0	22	0
Williams	1	25	25.0	25	0
<b>Team</b>	<b>18</b>	<b>288</b>	<b>16.0</b>	<b>78</b>	<b>1</b>
<b>Opponents</b>	<b>24</b>	<b>301</b>	<b>12.5</b>	<b>38</b>	<b>1</b>

## PUNT RETURNS

	Ret.	FC	Yds.	Avg.	Long	TD
Harrell	32	12	205	6.4	68	0
Green	8	3	42	5.3	14	0
Nelson	4	0	88	22.0	77	0
Lott	4	3	33	8.2	13	0
<b>Team</b>	<b>48</b>	<b>18</b>	<b>368</b>	<b>7.7</b>	<b>77</b>	<b>0</b>
<b>Opponents</b>	<b>49</b>	<b>7</b>	<b>378</b>	<b>7.7</b>	<b>42</b>	<b>0</b>

## KICKOFF RETURNS

	No.	Yds.	Avg.	Long	TD
Green	41	1,007	24.6	106t	1
Harrell	22	497	22.6	53	0
Barefield	3	62	20.6	23	0
Allerman	2	16	8.0	10	0
Lott	1	19	19.0	19	0
Favron	1	10	10.0	10	0
Garlich	1	0	0	0	0
<b>Team</b>	<b>71</b>	<b>1,611</b>	<b>22.7</b>	<b>106t</b>	<b>1</b>
<b>Opponents</b>	<b>57</b>	<b>1,332</b>	<b>23.4</b>	<b>83t</b>	<b>1</b>

## PUNTING

	No.	Yds.	Avg.	TB	In20	Lg	Blk.
Little	80	3,060	38.2	6	17	56	2
<b>Team</b>	<b>80</b>	<b>3,060</b>	<b>38.2</b>	<b>6</b>	<b>17</b>	<b>56</b>	<b>2</b>
<b>Opponents</b>	<b>90</b>	<b>3,529</b>	<b>39.2</b>	<b>8</b>	<b>21</b>	<b>59</b>	<b>0</b>

## FIELD GOALS

	1-19	20-29	30-39	40-49	50+
Little	0-0	5-5	1-3	3-10	1-1
Wood	0-0	2-2	0-2	0-2	0-1
<b>Team</b>	<b>0-0</b>	<b>7-7</b>	<b>1-5</b>	<b>3-12</b>	<b>1-2</b>
<b>Opponents</b>	<b>0-0</b>	<b>7-9</b>	<b>5-8</b>	<b>3-5</b>	<b>4-8</b>

## USUAL STARTING LINEUP

Offense	Defense
<b>WR</b> .....Pat Tilley	<b>LE</b> .....Bob Pollard
<b>LT</b> .....Keith Wortman	<b>NT</b> .....Charlie Davis
<b>LG</b> .....Bob Young	<b>RE</b> .....Mike Dawson
<b>C</b> .....Tom Banks	<b>LOLB</b> .....Eric Williams
<b>RG</b> .....Terry Stieve	<b>LILB</b> .....Steve Neils
<b>RT</b> .....Joe Bostic	Tim Kearney
<b>TE</b> .....Gary Parris	<b>RILB</b> .....Kurt Allerman
<b>WR</b> .....Mel Gray	<b>ROLB</b> .....Mark Arneson
<b>QB</b> .....Jim Hart	Calvin Favron
<b>FB</b> .....Wayne Morris	<b>LCB</b> .....Carl Allen
<b>RB</b> .....Otis Anderson	<b>RCB</b> .....Roger Wehrli
<b>K</b> .....Steve Little	<b>SS</b> .....Ken Greene
Mike Wood	<b>FS</b> .....Ken Stone
	<b>P</b> .....Steve Little

## NOTES

Head Coach **Bud Wilkinson** resigns after 13 games and a 3-10 record, losing six games by four points or less ... **Larry Wilson** named interim head coach ... Cards win two of last three contests to finish 5-11 ... promising young TE **J.V. Cain** dies after collapsing from a heart condition at training camp ... **Ottis Anderson**, the club's first-round draft choice from Miami (FL), turns in the finest season by a rookie running back in NFL history with 1,605 yards rushing, a 4.8-yard average per carry, 10 touchdowns, and a season-high 193 yards in his NFL debut at Dallas Sept. 2 ... DB **Roy Green** returns a kickoff an NFL-record 106 yards in the same game ... Anderson later rushes for 105 yards against Dallas, becoming the first player to rush for over 100 yards twice in the same season against the Cowboys.

## FINAL NFC EAST

### STANDINGS

Team	W	L	T	Pct.	Pts.	OP
Dallas#	11	5	0	.688	371	313
Philadelphia*	11	5	0	.688	339	282
Washington	10	6	0	.625	348	295
N.Y. Giants	6	10	0	.375	237	323
St. Louis	5	11	0	.313	307	358

#Top NFL playoff seed

\*Wild-card postseason qualifier



## 1980 (5-11)

### HEAD COACH JIM HANIFAN

Sept. 7	N.Y. Giants	L	35-41	48,122
Sept. 14	At San Francisco	L	21-24 (OT)	49,999
Sept. 21	At Detroit	L	7-20	80,027
Sept. 28	Philadelphia	W	24-14	49,079
Oct. 5	At New Orleans	W	40-7	56,388
Oct. 12	L.A. Rams	L	13-21	50,230
Oct. 19	At Washington	L	0-23	51,060
Oct. 26	At Baltimore	W	17-10	33,506
Nov. 2	Dallas	L	24-27	50,701
Nov. 9	Atlanta	L	27-33 (OT)	48,662
Nov. 16	At Dallas	L	21-31	52,567
Nov. 23	Kansas City	L	13-21	42,871
Nov. 30	At N.Y. Giants	W	23-7	65,852
Dec. 7	Detroit	W	24-23	46,966
Dec. 14	At Philadelphia	L	3-17	68,969
Dec. 21	Washington	L	7-31	35,942

299-350

Home: 2-6 (372,573). Away: 3-5 (458,368).

### TEAM STATISTICS

	Cards	Opp.
<b>Total First Downs</b>	<b>281</b>	<b>311</b>
Rushing	123	115
Passing	137	176
Penalty	21	20
<b>Total Net Yards</b>	<b>4858</b>	<b>5384</b>
Avg. Per Game	303.6	336.5
Total Plays	1,039	1,113
Avg. Per Play	4.7	4.8
<b>Net Yards Rushing</b>	<b>2182</b>	<b>2059</b>
Avg. Per Game	136.4	128.7
Total Rushes	519	547
<b>Net Yards Passing</b>	<b>2676</b>	<b>3325</b>
Avg. Per Game	167.3	207.8
Sacked/Yards Lost	50/387	38/291
Gross Yards	3,063	3,616
Att./Comp./Pct.	470/239/50.8	531/287/54.0
Had Intercepted	24	20
<b>Punts/Average</b>	<b>100/41.1</b>	<b>89/40.1</b>
<b>Net Punting Average</b>	<b>31.6</b>	<b>33.4</b>
<b>Penalties/Yards</b>	<b>103/922</b>	<b>101/919</b>
<b>Fumbles/Lost</b>	<b>24/13</b>	<b>27/14</b>
<b>Touchdowns</b>	<b>37</b>	<b>43</b>
Rushing	19	17
Passing	16	23
Returns	2	3

### SCORE BY PERIOD

	Q1	Q2	Q3	Q4	OT	Pts.
Team	90	61	74	74	0	299
Opponents	27	115	75	124	9	350

### SCORING

	TD	R	P	R	PAT	FG	S	Pts.
Anderson	9	9	0	0	0/0	0/0	0	54
O' Donoghue	0	0	0	0	18/18	11/15	0	51
Morris	7	6	1	0	0/0	0/0	0	42
Tilley	6	0	6	0	0/0	0/0	0	36
Little	0	0	0	0	17/19	3/8	0	26
Marsh	4	0	4	0	0/0	0/0	0	24
Harrell	3	3	0	0	0/0	0/0	0	18
Gray	3	0	3	0	0/0	0/0	0	18
Brown	2	1	1	0	0/0	0/0	0	12
Combs	1	0	1	0	0/0	0/0	0	6
Allen	1	0	0	1	0/0	0/0	0	6
R. Green	1	0	0	1	0/0	0/0	0	6
<b>Team</b>	<b>37</b>	<b>19</b>	<b>16</b>	<b>2</b>	<b>35/37</b>	<b>14/23</b>	<b>0</b>	<b>299</b>
<b>Opponents</b>	<b>43</b>	<b>17</b>	<b>23</b>	<b>3</b>	<b>41/43</b>	<b>17/32</b>	<b>0</b>	<b>350</b>

### PASSING

	Att.	Comp.	Yds.	Comp. %	Yds./Att.	TD	TD%	Int.	Int. %	Long	Sack/Lost	Rating
Hart	425	228	2,946	53.6	6.93	16	3.7	20	4.7	69t	40/303	68.4
Loyd	28	5	49	17.8	1.75	0	0.0	1	3.6	20	7/48	24.7
Lisch	17	6	68	35.3	4.00	0	0.0	3	17.6	23	3/36	8.6
<b>Team</b>	<b>470</b>	<b>239</b>	<b>3,063</b>	<b>50.8</b>	<b>6.52</b>	<b>16</b>	<b>3.4</b>	<b>24</b>	<b>5.1</b>	<b>69t</b>	<b>50/387</b>	<b>61.7</b>
<b>Opponents</b>	<b>531</b>	<b>287</b>	<b>3,616</b>	<b>54.0</b>	<b>6.81</b>	<b>23</b>	<b>4.3</b>	<b>20</b>	<b>3.8</b>	<b>58t</b>	<b>38/291</b>	<b>74.0</b>

### SACKS

Greer 6.5, Neils 6.5, Yankowski 5.0, Arneson 5.0, Pollard 4.0, Kearney 1.5, Williams 1.5, R. Brown 1.5, Nelson 1.0, Wehrli 1.0, Baker 1.0, R. Green 1.0, Acker .05.

Team 48.0, Opponents 32.0

### RUSHING

	No.	Yds.	Avg.	Long	TD
Anderson	301	1,352	4.5	52	9
Morris	117	456	3.9	24	6
Harrell	42	170	4.0	26	3
T. Brown	41	185	4.5	19	1
Hart	9	11	1.2	12	0
Phillips	2	6	3.0	4	0
Love	1	3	3.0	3	0
Loyd	5	2	0.4	2	0
Gray	1	-3	-3	-3	0
<b>Team</b>	<b>519</b>	<b>2,182</b>	<b>4.2</b>	<b>52</b>	<b>19</b>
<b>Opponents</b>	<b>457</b>	<b>2,059</b>	<b>3.8</b>	<b>36</b>	<b>17</b>

### RECEIVING

	No.	Yds.	Avg.	Long	TD
Tilley	68	966	14.2	60t	6
Gray	40	709	17.7	69t	3
Anderson	36	308	8.5	35	0
Marsh	22	269	12.2	29	4
T. Brown	21	290	13.8	63	1
Morris	15	110	7.3	24	1
Stief	16	165	10.3	23	0
Harrell	9	52	5.7	14	0
Bell	8	123	15.4	34	0
Combs	2	52	26.0	38t	1
Lee	2	19	9.5	12	0
<b>Team</b>	<b>239</b>	<b>3,063</b>	<b>12.8</b>	<b>69t</b>	<b>16</b>
<b>Opponents</b>	<b>287</b>	<b>3,616</b>	<b>12.6</b>	<b>58t</b>	<b>23</b>

### INTERCEPTIONS

	No.	Yds.	Avg.	Long	TD
Stone	5	63	12.6	20	0
K. Greene	4	41	10.1	26	0
Allen	3	104	34.6	70t	1
Collier	2	22	11.0	22	0
Williams	2	31	15.5	20	0
Wehrli	1	25	25.0	25	0
Kearney	1	22	22.0	22	0
R. Brown	1	9	9.0	9	0
Green	1	10	10.0	10	0
<b>Team</b>	<b>20</b>	<b>327</b>	<b>16.3</b>	<b>70t</b>	<b>1</b>
<b>Opponents</b>	<b>24</b>	<b>246</b>	<b>10.3</b>	<b>78t</b>	<b>1</b>

### PUNT RETURNS

	Ret.	FC	Yds.	Avg.	Long	TD
Bell	22	3	195	8.8	54	0
R. Green	16	6	168	10.5	57t	1
Harrell	11	4	31	2.8	15	0
Nelson	1	0	5	5.0	5	0
Allen	1	0	0	0.0	0	0
Stone	0	1	0	0.0	0	0
<b>Team</b>	<b>51</b>	<b>14</b>	<b>399</b>	<b>7.8</b>	<b>57t</b>	<b>1</b>
<b>Opponents</b>	<b>64</b>	<b>12</b>	<b>645</b>	<b>10.1</b>	<b>75t</b>	<b>1</b>

### KICKOFF RETURNS

	No.	Yds.	Avg.	Long	TD
R. Green	32	745	23.3	37	0
Harrell	19	348	18.3	33	0
Love	3	46	15.3	27	0
Stone	3	34	11.3	13	0
Phillips	2	28	14.0	14	0
Nelson	1	29	29.0	29	0
Clark	2	14	7.0	11	0
T. Brown	2	26	13.0	16	0
Baker	0	27	27.0	27	0
Collins	1	0	0.0	0	0
<b>Team</b>	<b>65</b>	<b>1,297</b>	<b>19.9</b>	<b>37</b>	<b>0</b>
<b>Opponents</b>	<b>57</b>	<b>1,142</b>	<b>20.0</b>	<b>35</b>	<b>0</b>

### PUNTING

	No.	Yds.	Avg.	TB	In20	Lg	Blk.
Swider	99	4,111	41.5	15	14	66	1
<b>Team</b>	<b>100</b>	<b>4,111</b>	<b>41.1</b>	<b>15</b>	<b>14</b>	<b>66</b>	<b>1</b>
<b>Opponents</b>	<b>89</b>	<b>3,570</b>	<b>40.1</b>	<b>9</b>	<b>13</b>	<b>59</b>	<b>0</b>

### FIELD GOALS

	1-19	20-29	30-39	40-49	50+
O'Donoghue	0-0	3-3	3-4	5-8	0-0
Little	0-0	1-2	2-4	0-2	0-0
<b>Team</b>	<b>0-0</b>	<b>4-5</b>	<b>5-8</b>	<b>5-10</b>	<b>0-0</b>
<b>Opponents</b>	<b>1-1</b>	<b>6-7</b>	<b>7-10</b>	<b>3-10</b>	<b>0-4</b>

### USUAL STARTING LINEUP

Offense	Defense
<b>WR</b> .....Pat Tilley	<b>LE</b> .....Bob Pollard
<b>LT</b> .....George Collins	<b>NT</b> .....Rush Brown
<b>LG</b> .....Joe Bostic	<b>RE</b> .....Ron Yankowski
Barney Cotton	<b>LOLB</b> .....Steve Neils
<b>C</b> .....Tom Brahaney	<b>LILB</b> .....Eric Williams
Tom Banks	Calvin Favron
<b>RG</b> .....Brad Oates	<b>RILB</b> .....Tim Kearney
Joe Bostic	<b>ROLB</b> .....Mark Arneson
<b>RT</b> .....Dan Dierdorf	<b>LCB</b> .....Carl Allen
<b>TE</b> .....Doug Marsh	Tim Collier
<b>WR</b> .....Mel Gray	<b>RCB</b> .....Roger Wehrli
<b>QB</b> .....Jim Hart	<b>SS</b> .....Lee Nelson
<b>FB</b> .....Wayne Morris	Ken Greene
<b>RB</b> .....Ottis Anderson	<b>FS</b> .....Ken Stone
<b>K</b> .....Neil O'Donoghue	Roy Green
Steve Little	<b>P</b> .....Larry Swider

### NOTES

Former Don Coryell assistant Jim Hanifan returns to St. Louis as head coach ... Cards finish 5-11 ... future Hall of Famer Dan Dierdorf returns from reconstructive knee surgery to start all 16 games at right tackle and earn a sixth trip to the Pro Bowl ... P Larry Swider sets Cardinal single-season mark with 99 punts ... Card defense ties NFL single-game mark with 12 quarterback sacks at Baltimore Oct. 26 ... 330 rushing yards at New Orleans Oct. 5 establish club single-game record ... after six games, 1978 first-round draft choice K Steve Little is released and involved in auto accident that results in disabling injuries and permanent wheelchair confinement.

### FINAL NFC EAST STANDINGS

Team	W	L	T	Pct.	Pts.	OP
Philadelphia	12	4	0	.750	384	222
Dallas*	12	4	0	.750	454	311
Washington	6	10	0	.375	261	293
St. Louis	5	11	0	.313	299	350
N.Y. Giants	4	12	0	.250	249	425

\*Wild-card postseason qualifier



## 1981 (7-9)

### HEAD COACH JIM HANIFAN

Sept. 6	Miami	L	7-20	50,351
Sept. 13	At Dallas	L	17-30	63,602
Sept. 20	Washington	W	40-30	50,182
Sept. 27	At Tampa Bay	L	10-30	65,850
Oct. 4	Dallas	W	20-17	49,777
Oct. 11	At N.Y. Giants	L	14-34	67,128
Oct. 18	At Atlanta	L	20-41	51,428
Oct. 25	Minnesota	W	30-17	48,039
Nov. 1	At Washington	L	21-42	50,643
Nov. 8	Philadelphia	L	10-52	48,421
Nov. 15	Buffalo	W	24-0	46,214
Nov. 22	At Baltimore	W	35-24	24,784
Nov. 29	At New England	W	27-20	39,946
Dec. 6	New Orleans	W	30-3	46,923
Dec. 13	N.Y. Giants	L	10-20	47,358
Dec. 20	At Philadelphia	L	0-38	56,656

315-408  
Home: 5-3 (384,675). Away: 2-6 (420,037).

## TEAM STATISTICS

	Cards	Opp.
<b>Total First Downs</b>	<b>300</b>	<b>328</b>
Rushing	135	134
Passing	141	162
Penalty	24	23
<b>Total Net Yards</b>	<b>5077</b>	<b>5723</b>
Avg. Per Game	317.3	357.7
Total Plays	994	1,015
Avg. Per Play	5.1	5.6
<b>Net Yards Rushing</b>	<b>2213</b>	<b>2428</b>
Avg. Per Game	138.3	151.8
Total Rushes	519	509
<b>Net Yards Passing</b>	<b>2864</b>	<b>3295</b>
Avg. Per Game	179.0	205.9
Sacked/Yards Lost	48/405	32/252
Gross Yards	3,269	3,547
Att./Comp./Pct.	477/253/53.0	494/282/57.1
Had Intercepted	24	21
<b>Punts/Average</b>	<b>69/41.8</b>	<b>69/41.3</b>
<b>Penalties/Yards</b>	<b>106/777</b>	<b>98/845</b>
<b>Fumbles/Lost</b>	<b>34/21</b>	<b>33/16</b>
<b>Touchdowns</b>	<b>37</b>	<b>50</b>
Rushing	20	20
Passing	15	29
Returns	2	1

## SCORE BY PERIOD

	Q1	Q2	Q3	Q4	OT	Pts.
Team	83	71	41	120	0	315
Opponents	92	117	92	107	0	408

## SCORING

	TD	R	P	R	PAT	FG	S	Pts.
O'Donoghue	0	0	0	0	36/37	19/32	0	93
Anderson	9	9	0	0	0/0	0/0	0	54
R. Green	5	1	4	0	0/0	0/0	0	30
Morris	5	5	0	0	0/0	0/0	0	30
Tilley	3	0	3	0	0/0	0/0	0	18
Harrell	2	1	1	0	0/0	0/0	0	12
T. Brown	2	2	0	0	0/0	0/0	0	12
Gray	2	0	2	0	0/0	0/0	0	12
Mitchell	2	1	1	0	0/0	0/0	0	12
Lomax	2	2	0	0	0/0	0/0	0	12
La Fleur	2	0	2	0	0/0	0/0	0	12
Stief	1	0	1	0	0/0	0/0	0	6
Marsh	1	0	1	0	0/0	0/0	0	6
Ahrens	1	1	0	0	0/0	0/0	0	6
<b>Team</b>	<b>37</b>	<b>20</b>	<b>15</b>	<b>2</b>	<b>36/37</b>	<b>19/32</b>	<b>0</b>	<b>315</b>
<b>Opponents</b>	<b>50</b>	<b>20</b>	<b>29</b>	<b>1</b>	<b>48/50</b>	<b>26/26</b>	<b>0</b>	<b>408</b>

## PASSING

	Att.	Comp.	Yds.	Comp. %	Yds./Att.	TD	TD%	Int.	Int. %	Long	Sack/Lost	Rating
Hart	241	134	1,694	55.6	7.03	11	4.5	14	5.8	58t	16/119	68.8
Lomax	236	119	1,575	50.4	6.67	4	1.7	10	4.2	75	32/281	60.1
<b>Team</b>	<b>477</b>	<b>253</b>	<b>3,269</b>	<b>53.0</b>	<b>6.85</b>	<b>15</b>	<b>3.1</b>	<b>24</b>	<b>5.0</b>	<b>75</b>	<b>48/405</b>	<b>64.3</b>
<b>Opponents</b>	<b>495</b>	<b>282</b>	<b>3,547</b>	<b>56.9</b>	<b>7.16</b>	<b>29</b>	<b>5.8</b>	<b>19</b>	<b>3.8</b>	<b>79t</b>	<b>32/252</b>	<b>82.9</b>

## SACKS

Greer 12.2, Baker 5.0, R. Brown 3.5, Mays 2.5, Nelson 2.0, Dawson 2.0, Favron 1.0, Pollard 1.0, Radford 1.0, Junior 1.0.  
**Team 48.0, Opponents 32.0**

## RUSHING

	No.	Yds.	Avg.	Long	TD
Anderson	328	1,376	4.2	28	9
Morris	111	415	3.7	14	5
Mitchell	31	175	5.6	43	0
Lomax	19	104	5.5	22t	2
R. Green	3	60	20.0	44t	1
T. Brown	15	52	3.5	11t	2
Love	3	11	3.7	4	0
Stief	1	8	8.0	8	0
Harrell	5	6	1.2	4	1
Gray	1	4	4.0	4	0
Hart	2	2	1.0	4	0
Birdsong	1	-2	-2	-2	0
<b>Team</b>	<b>519</b>	<b>2,213</b>	<b>4.3</b>	<b>44t</b>	<b>20</b>
<b>Opponents</b>	<b>509</b>	<b>2,428</b>	<b>4.8</b>	<b>46</b>	<b>20</b>

## RECEIVING

	No.	Yds.	Avg.	Long	TD
Tilley	66	1,040	15.7	75	3
Anderson	51	387	7.6	27	0
R. Green	33	708	21.4	60	4
Gray	27	310	11.5	41t	2
Morris	19	165	8.7	21	0
Harrell	14	131	9.4	62t	1
LaFleur	14	190	13.6	27t	2
Mitchell	6	35	5.8	16	1
Marsh	6	80	13.3	20	1
Stief	5	77	15.4	29	1
Combs	5	54	10.8	13	0
T. Brown	4	60	20.0	28	0
Floyd	3	32	14.0	16	0
<b>Team</b>	<b>253</b>	<b>3,269</b>	<b>12.9</b>	<b>75</b>	<b>15</b>
<b>Opponents</b>	<b>282</b>	<b>3,547</b>	<b>12.6</b>	<b>79t</b>	<b>29</b>

## INTERCEPTIONS

	No.	Yds.	Avg.	Long	TD
K. Greene	7	111	15.8	47	0
Wehrli	4	8	2.0	6	0
R. Green	3	44	14.7	29	0
Favron	1	42	42.0	42	0
Collier	1	17	17.0	17	0
Ahrens	1	14	14.0	14t	1
Junior	1	5	5.0	5	0
Williams	1	17	17.0	17	0
Griffin	1	4	5.0	4	0
Johnson	1	19	19.0	19	0
<b>Team</b>	<b>21</b>	<b>281</b>	<b>13.4</b>	<b>47</b>	<b>1</b>
<b>Opponents</b>	<b>24</b>	<b>312</b>	<b>13.0</b>	<b>54</b>	<b>0</b>

## PUNT RETURNS

	Ret.	FC	Yds.	Avg.	Long	TD
Mitchell	42	0	445	10.6	50t	1
Harrell	1	1	8	8.0	8	0
K. Greene	0	1	0	0.0	0	0
<b>Team</b>	<b>43</b>	<b>2</b>	<b>453</b>	<b>10.5</b>	<b>50t</b>	<b>1</b>
<b>Opponents</b>	<b>37</b>	<b>10</b>	<b>276</b>	<b>7.4</b>	<b>40</b>	<b>0</b>

## KICKOFF RETURNS

	No.	Yds.	Avg.	Long	TD
Mitchell	55	1,292	23.5	67	0
R. Greene	8	135	16.9	28	0
Harrell	7	118	16.8	29	0
Love	3	46	15.3	25	0
Griffin	2	34	17.0	26	0
<b>Team</b>	<b>75</b>	<b>1,625</b>	<b>21.7</b>	<b>67</b>	<b>0</b>
<b>Opponents</b>	<b>55</b>	<b>1,163</b>	<b>21.1</b>	<b>84</b>	<b>0</b>

## PUNTING

	No.	Yds.	Avg.	TB	In20	Lg	Blk.
Birdsong	69	2,883	41.8	8	19	75	0
<b>Team</b>	<b>69</b>	<b>2,883</b>	<b>41.8</b>	<b>8</b>	<b>19</b>	<b>75</b>	<b>0</b>
<b>Opponents</b>	<b>69</b>	<b>2,852</b>	<b>41.3</b>	<b>6</b>	<b>12</b>	<b>52</b>	<b>0</b>

## FIELD GOALS

	1-19	20-29	30-39	40-49	50+
O' Donoghue	2-2	8-8	4-6	5-11	0-5
<b>Team</b>	<b>2-2</b>	<b>8-8</b>	<b>4-6</b>	<b>5-11</b>	<b>0-5</b>
<b>Opponents</b>	<b>0-0</b>	<b>0-0</b>	<b>8-8</b>	<b>6-8</b>	<b>6-10</b>

## USUAL STARTING LINEUP

Offense	Defense
<b>WR</b> .....Pat Tilley	<b>LE</b> .....Bob Pollard
<b>LT</b> .....George Collins	<b>LT</b> .....Mike Dawson
<b>LG</b> .....Terry Stieve	<b>RT</b> .....Rush Brown
<b>C</b> .....Tom Brahaney	<b>RE</b> .....Curtis Greer
<b>RG</b> .....Joe Bostic	<b>LLB</b> .....Calvin Favron
<b>RT</b> .....Dan Dierdorf	Eric Williams
<b>TE</b> .....Greg LaFleur	<b>LILB</b> .....E.J. Junior
<b>WR</b> .....Mel Gray	<b>MLB</b> .....Tim Kearney
<b>QB</b> .....Jim Hart	Dave Ahrens
Neil Lomax	<b>LCB</b> .....Carl Allen
<b>RB</b> .....Otis Anderson	Jeff Griffin
<b>FB</b> .....Wayne Morris	<b>RCB</b> .....Roger Wehrli
<b>K</b> .....Neil O'Donoghue	Tim Collier
	<b>SS</b> .....Lee Nelson
	<b>FS</b> .....Ken Stone
	<b>P</b> .....Carl Birdsong

## NOTES

The 1981 draft class includes Alabama LB **E.J. Junior** (first round), Portland State QB **Neil Lomax** (second round), and Citadel RB **Stump Mitchell** (ninth round), a trio that would combine for 26 seasons with the Cards ... all three earn consensus NFL all-rookie team notice ... Lomax named starter for final six games as Cards win four consecutive times to finish 7-9 ... return specialist Mitchell breaks or ties eight club marks and equals two NFL records ... **Roy Green** doubles as defensive back and wide receiver as the league's first authentic two-way player in more than two decades.

## FINAL NFC EAST

### STANDINGS

Team	W	L	T	Pct.	Pts.	OP
Dallas	12	4	0	.750	367	277
Philadelphia*	10	6	0	.625	368	221
N.Y. Giants	9	7	0	.563	295	257
Washington	8	8	0	.500	347	349
St. Louis	7	9	0	.438	315	408

\*Wild-card postseason qualifier





## 1982 (5-4)

### HEAD COACH JIM HANIFAN

Sept. 12	At New Orleans	W	21-7	58,673
<b>Sept. 19</b>	<b>Dallas</b>	<b>L</b>	<b>7-24</b>	<b>50,705</b>
<b>Nov. 21</b>	<b>San Francisco</b>	<b>L</b>	<b>20-31</b>	<b>38,064</b>
Nov. 28	At Atlanta	W	23-20	33,411
Dec. 5	At Philadelphia	W	23-20	63,622
<b>Dec. 12</b>	<b>Washington</b>	<b>L</b>	<b>7-12</b>	<b>35,308</b>
Dec. 19	At Chicago	W	10-7	43,270
<b>Dec. 26</b>	<b>N.Y. Giants</b>	<b>W</b>	<b>24-21</b>	<b>39,824</b>
Jan. 2	At Washington	L	0-28	52,554

135-170

Home: 1-3 (163,901). Away: 4-1 (251,530).

### First Round Super Bowl Tournament

Jan. 8	At Green Bay	L	16-41	54,282
--------	--------------	---	-------	--------

## TEAM STATISTICS

	Cards	Opp.
<b>Total First Downs</b> .....	<b>162</b>	<b>163</b>
Rushing	71	58
Passing	81	98
Penalty	10	7
<b>Total Net Yards</b> .....	<b>2,542</b>	<b>2,848</b>
Avg. Per Game	282.4	316.4
Total Plays	579	570
Avg. Per Play	4.4	5.0
<b>Net Yards Rushing</b> .....	<b>1,209</b>	<b>995</b>
Avg. Per Game	134.3	110.6
Total Rushes	307	256
<b>Net Yards Passing</b> .....	<b>1,124</b>	<b>1,853</b>
Avg. Per Game	124.9	205.9
Sacked/Yards Lost	32/243	23/183
Gross Yards	1,367	2,035
Att./Comp./Pct.	240/129/53.8	291/174/59.8
Had Intercepted	6	6
<b>Punts/Average</b> .....	<b>54/43.8</b>	<b>51/41.1</b>
<b>Penalties/Yards</b> .....	<b>55/523</b>	<b>54/424</b>
<b>Fumbles/Lost</b> .....	<b>17/10</b>	<b>14/9</b>
<b>Touchdowns</b> .....	<b>16</b>	<b>21</b>
Rushing	10	5
Passing	6	16
Returns	0	0

## SCORE BY PERIOD

	Q1	Q2	Q3	Q4	OT	Pts.
Team	31	48	19	37	0	135
Opponents	23	34	44	69	0	170

## SCORING

	TD	R	P	R	PAT	FG	S	Pts.
O' Donoghue	0	0	0	0	15/16	8/13	0	39
Morris	4	4	0	0	0/0	0/0	0	24
Anderson	3	3	0	0	0/0	0/0	0	18
Green	3	0	3	0	0/0	0/0	0	18
Tilley	2	0	2	0	0/0	0/0	0	12
Lomax	1	1	0	0	0/0	0/0	0	6
Mitchell	1	1	0	0	0/0	0/0	0	6
LaFleur	1	0	1	0	0/0	0/0	0	6
Wehrli	1	1	0	0	0/0	0/0	0	6
<b>Team</b>	<b>16</b>	<b>10</b>	<b>6</b>	<b>0</b>	<b>15/16</b>	<b>8/13</b>	<b>0</b>	<b>135</b>
<b>Opponents</b>	<b>21</b>	<b>5</b>	<b>16</b>	<b>0</b>	<b>20/21</b>	<b>8/18</b>	<b>0</b>	<b>170</b>

## SACKS

Sacks: Greer 7.5, Grooms 4.5, Brown 3.5, Dawson 3.5, Galloway 2.0, Junior 1.5  
Team 32.0 Opponents 23.0.

## PASSING

	Att.	Comp.	Yds.	Comp. %	Yds./Att.	TD	TD%	Int.	Int. %	Long	Sack/Lost	Rating
Lomax	205	109	1,367	53.2	6.7	5	2.4	6	2.9	42	31/234	70.3
Hart	33	19	199	57.5	6.0	1	3.0	0	0.0	22	0/0	85.9
Green	1	0	0	0.0	0.0	0	0.0	0	0.0	0	1/9	39.6
Harrell	1	1	10	100.0	10.0	0	0.0	0	0.0	10	0/0	108.3
<b>Team</b>	<b>240</b>	<b>129</b>	<b>1,576</b>	<b>53.2</b>	<b>6.6</b>	<b>6</b>	<b>2.5</b>	<b>6</b>	<b>2.9</b>	<b>42</b>	<b>32/243</b>	<b>72.4</b>
<b>Opponents</b>	<b>291</b>	<b>174</b>	<b>2,035</b>	<b>59.8</b>	<b>7.0</b>	<b>16</b>	<b>5.5</b>	<b>6</b>	<b>2.1</b>	<b>55</b>	<b>23/182</b>	<b>90.7</b>

## RUSHING

	No.	Yds.	Avg.	Long	TD
Anderson	145	587	4.0	64	3
Morris	84	274	3.3	9	4
Mitchell	39	189	4.8	32t	1
Lomax	28	119	4.2	19	1
Harrell	4	14	3.5	8	0
Green	6	8	1.2	13	0
Wehrli	1	18	18.0	18t	1
<b>Team</b>	<b>307</b>	<b>1,209</b>	<b>3.9</b>	<b>64</b>	<b>10</b>
<b>Opponents</b>	<b>256</b>	<b>995</b>	<b>3.9</b>	<b>37</b>	<b>5</b>

## RECEIVING

	No.	Yds.	Avg.	Long	TD
Tilley	36	465	14.5	34	2
Green	32	454	14.2	42	3
Anderson	14	106	7.6	19	0
Mitchell	11	149	13.5	30	0
Harrell	11	127	11.5	36	0
Marsh	6	94	15.7	21	0
LaFleur	5	67	13.4	30	1
Shumann	5	58	11.6	23	0
Gray	4	34	8.5	13	0
Morris	3	8	2.6	11	0
Lomax	1	10	10.0	10	0
Thompson	1	5	5.0	5	0
<b>Team</b>	<b>129</b>	<b>1,576</b>	<b>12.2</b>	<b>42</b>	<b>6</b>
<b>Opponents</b>	<b>174</b>	<b>2,035</b>	<b>11.7</b>	<b>55</b>	<b>16</b>

## INTERCEPTIONS

	No.	Yds.	Avg.	Long	TD
Perrin	1	35	35.0	35	0
Griffin	1	8	8.0	8	0
Nelson	1	7	7.0	7	0
K. Greene	1	2	2.0	2	0
Allen	1	0	0.0	0	0
Dawson	1	0	0.0	0	0
<b>Team</b>	<b>6</b>	<b>52</b>	<b>8.7</b>	<b>35</b>	<b>0</b>
<b>Opponents</b>	<b>6</b>	<b>37</b>	<b>6.1</b>	<b>19</b>	<b>0</b>

## PUNT RETURNS

	Ret.	FC	Yds.	Avg.	Long	TD
Mitchell	27	0	165	6.1	15	0
Green	3	0	20	6.7	11	0
Ferrell	1	0	6	6.0	6	0
Harrell	1	1	1	1.0	1	0
<b>Team</b>	<b>32</b>	<b>1</b>	<b>192</b>	<b>6.0</b>	<b>15</b>	<b>0</b>
<b>Opponents</b>	<b>0</b>	<b>0</b>	<b>0</b>	<b>0.0</b>	<b>0</b>	<b>0</b>

## KICKOFF RETURNS

	No.	Yds.	Avg.	Long	TD
Mitchell	16	364	22.7	33	0
Harrell	8	150	18.7	31	0
Ferrell	4	88	22.0	27	0
Love	4	69	17.2	24	0
Morris	1	14	14.0	14	0
Griffin	1	12	12.0	12	0
Ahrens	1	5	5.0	5	0
<b>Team</b>	<b>35</b>	<b>702</b>	<b>20.0</b>	<b>33</b>	<b>0</b>
<b>Opponents</b>	<b>26</b>	<b>542</b>	<b>20.8</b>	<b>44</b>	<b>0</b>

## PUNTING

	No.	Yds.	Avg.	TB	In20	Lg	Blk.
Birdsong	54	2,365	43.8	6	8	65	0
<b>Team</b>	<b>54</b>	<b>2,365</b>	<b>43.8</b>	<b>6</b>	<b>8</b>	<b>65</b>	<b>0</b>
<b>Opponents</b>	<b>51</b>	<b>2,099</b>	<b>41.1</b>	<b>3</b>	<b>11</b>	<b>53</b>	<b>0</b>

## FIELD GOALS

	1-19	20-29	30-39	40-49	50+
O'Donoghue	1-1	2-3	3-3	2-6	0-0
<b>Team</b>	<b>1-1</b>	<b>2-3</b>	<b>3-3</b>	<b>2-6</b>	<b>0-0</b>
<b>Opponents</b>	<b>0-0</b>	<b>5-6</b>	<b>3-5</b>	<b>0-6</b>	<b>0-1</b>

## USUAL STARTING LINEUP

Offense	Defense
WR.....Pat Tilley	LE.....Elois Grooms
LT.....Luis Sharpe	LT.....Mike Dawson
LG.....Terry Stieve	RT.....Rush Brown
C.....Dan Dierdorf	RE.....Curtis Greer
RG.....Joe Bostic	LLB.....E.J. Junior
RT.....Tootie Robbins	MLB.....Dave Ahrens
TE.....Doug Marsh	RLB.....Charlie Baker
Greg LaFleur	LCB.....Jeff Griffin
WR.....Roy Green	RCB.....Carl Allen
QB.....Neil Lomax	SS.....Lee Nelson
RB.....Otis Anderson	FS.....Benny Perrin
FB.....Wayne Morris	P.....Carl Birdsong
K.....Neil O'Donoghue	

## NOTES

A second consecutive jackpot draft class of UCLA T Luis Sharpe (first round), Florida DT David Galloway (second round), Alabama S Benny Perrin (third round), and East Tennessee State FB Earl Ferrell (fifth round) will average over eight years per player, all four earning near-immediate starting roles ... Cards become youngest team in NFL to qualify for the Super Bowl tournament in strike-shortened season with 5-4 record ... NFL players walk out Sept. 19 after second game of the season due to labor strike ... play does not resume until Nov. 21 ... Cards lose 41-16 at Green Bay in first-round action as Card QB Neil Lomax sets league postseason record with 385 yards passing.

## FINAL NFC STANDINGS

Team	W	L	T	Pct.	Pts.	OP
Washington*	8	1	0	.889	190	128
Dallas	6	3	0	.667	226	145
Green Bay	5	3	1	.611	226	169
Minnesota	5	4	0	.556	187	198
Atlanta	5	4	0	.556	183	199
St. Louis	5	4	0	.556	135	170
Tampa Bay	5	4	0	.556	158	178
Detroit	4	5	0	.444	181	176
New Orleans	4	5	0	.444	129	160
N.Y. Giants	4	5	0	.444	164	160
San Francisco	3	6	0	.333	209	206
Chicago	3	6	0	.333	141	174
Philadelphia	3	6	0	.333	191	195
L.A. Rams	2	7	0	.222	200	250

\*Top NFC playoff seed

As the result of a 57-day players' strike, the 1982 NFL regular-season schedule was reduced from 16 weeks to nine. At the conclusion of the regular season, the NFL conducted a 16-team postseason Super Bowl Tournament. Eight teams from each conference were seeded 1-8 based upon their records during the season.



## 1983 (8-7-1)

### HEAD COACH JIM HANIFAN

Sept. 4	At New Orleans	L	17-28	65,225
Sept. 11	Dallas	L	17-34	48,532
Sept. 18	San Francisco	L	27-42	38,130
Sept. 25	At Philadelphia	W	14-11	64,465
Oct. 2	At Kansas City	L	14-38	58,975
Oct. 9	Washington	L	14-38	42,698
Oct. 16	At Tampa Bay	W	34-27	48,224
Oct. 24	N.Y. Giants	T	20-20 (OT)	45,630
Oct. 30	Minnesota	W	41-31	38,796
Nov. 6	At Washington	L	7-45	51,380
Nov. 13	Seattle	W	33-28	33,280
Nov. 20	San Diego	W	44-14	40,644
Nov. 24	At Dallas	L	17-35	60,764
Dec. 4	At N.Y. Giants	W	10-6	25,156
Dec. 11	At L.A. Raiders	W	34-24	32,111
Dec. 18	Philadelphia	W	31-7	21,902

374-428  
Home: 4-3-1 (309,612). Away: 4-4 (406,300).

### TEAM STATISTICS

	Cards	Opp.
<b>Total First Downs</b>	<b>295</b>	<b>286</b>
Rushing	123	107
Passing	148	161
Penalty	24	18
<b>Total Net Yards</b>	<b>5143</b>	<b>5005</b>
Avg. Per Game	321.4	312.8
Total Plays	1,044	1,020
Avg. Per Play	4.9	4.9
<b>Net Yards Rushing</b>	<b>2275</b>	<b>1838</b>
Avg. Per Game	142.2	114.9
Total Rushes	525	444
<b>Net Yards Passing</b>	<b>2868</b>	<b>3167</b>
Avg. Per Game	179.3	197.9
Sacked/Yards Lost	59/441	59/468
Gross Yards	3,309	3,635
Att./Comp./Pct.	460/267/58.0	519/290/55.9
Had Intercepted	21	28
<b>Punts/Average</b>	<b>85/41.5</b>	<b>88/40.3</b>
<b>Penalties/Yards</b>	<b>89/770</b>	<b>102/819</b>
<b>Fumbles/Lost</b>	<b>50/27</b>	<b>32/20</b>
<b>Touchdowns</b>	<b>47</b>	<b>56</b>
Rushing	15	23
Passing	29	24
Returns	3	9

### SCORE BY PERIOD

	Q1	Q2	Q3	Q4	OT	Pts.
Team	79	128	86	81	0	374
Opponents	88	124	105	111	0	428

### SCORING

	TD	R	P	R	PAT	FG	S	Pts.
O'Donoghue	0	0	0	0	45/47	15/29	0	90
Green	14	0	14	0	0/0	0/0	0	84
Marsh	8	0	8	0	0/0	0/0	0	48
Anderson	6	5	1	0	0/0	0/0	0	36
Tilley	5	0	5	0	0/0	0/0	0	30
Mitchell	3	3	0	0	0/0	0/0	0	18
Love	3	2	1	0	0/0	0/0	0	18
Lomax	2	2	0	0	0/0	0/0	0	12
Morris	2	2	0	0	0/0	0/0	0	12
Nelson	1	0	0	1	0/0	0/0	0	6
Perrin	1	0	0	1	0/0	0/0	0	6
Grooms	1	0	0	1	0/0	0/0	0	6
Ferrell	1	1	0	0	0/0	0/0	0	6
Galloway	0	0	0	0	0/0	0/0	1	2
<b>Team</b>	<b>47</b>	<b>15</b>	<b>29</b>	<b>3</b>	<b>45/47</b>	<b>15/29</b>	<b>1</b>	<b>374</b>
<b>Opponents</b>	<b>56</b>	<b>23</b>	<b>24</b>	<b>9</b>	<b>51/56</b>	<b>12/15</b>	<b>1</b>	<b>428</b>

### PASSING

	Att.	Comp.	Yds.	Comp. %	Yds./Att.	TD	TD%	Int.	Int. %	Long	Sack/Lost	Rating
Lomax	354	209	2,636	59.0	7.45	24	6.8	11	3.1	71t	40/291	92.0
Hart	91	50	592	54.9	6.51	4	4.4	8	8.8	39t	16/123	53.0
Lisch	13	6	66	46.1	5.08	1	4.8	2	15.4	26	3/27	47.8
Birdsong	1	1	11	00.0	0.00	0	0.0	0	0.0	0	0/0	112.5
Perrin	1	1	4	00.0	0.00	0	0.0	0	0.0	0	0/0	83.3
<b>Team</b>	<b>460</b>	<b>267</b>	<b>3,309</b>	<b>58.0</b>	<b>7.19</b>	<b>29</b>	<b>6.3</b>	<b>21</b>	<b>4.6</b>	<b>71t</b>	<b>59/441</b>	<b>82.2</b>
<b>Opponents</b>	<b>519</b>	<b>290</b>	<b>3,635</b>	<b>55.9</b>	<b>7.00</b>	<b>24</b>	<b>4.6</b>	<b>28</b>	<b>5.4</b>	<b>69t</b>	<b>59/468</b>	<b>70.6</b>

### SACKS

Greer 16.0, A. Baker 13.5, Galloway 12.0, Junior 7.5, Mays 3.0, Nelson 2.0, Grooms 1.0, Harris 1.0, Perrin 1.0, Duda 1.0, Brown 1.0.  
**Team 59.0, Opponents 59.0**

### RUSHING

	No.	Yds.	Avg.	Long	TD
Anderson	296	1,270	4.3	43	5
Mitchell	68	373	5.5	46	3
Morris	75	257	3.4	17	2
Lomax	27	125	4.6	35	2
Love	35	103	2.9	16	2
Ferrell	7	53	7.6	21	1
Green	4	49	12.3	25	0
Harrell	4	13	3.3	8	0
Hart	5	12	2.4	13	0
Sharpe	1	11	11.0	11	0
Lisch	2	9	4.5	5	0
Perrin	1	0	0.0	0	0
<b>Team</b>	<b>525</b>	<b>2,275</b>	<b>4.3</b>	<b>46</b>	<b>15</b>
<b>Opponents</b>	<b>444</b>	<b>1,838</b>	<b>4.1</b>	<b>76t</b>	<b>23</b>

### RECEIVING

	No.	Yds.	Avg.	Long	TD
Green	78	1,227	15.7	71t	14
Anderson	54	459	8.5	40	1
Tilley	44	690	15.7	71t	5
Marsh	32	421	13.2	38	8
Morris	14	55	3.9	11	0
Shumann	11	154	14.0	33	0
LeFleur	12	99	8.3	21	0
Mitchell	7	54	7.7	17	0
Love	6	58	9.7	16	1
Harrell	3	25	8.3	13	0
Thompson	2	31	15.5	22	0
Pittman	2	21	10.0	11	0
McGill	1	11	11.0	11	0
Ahrens	1	4	4.0	4	0
<b>Team</b>	<b>267</b>	<b>3,309</b>	<b>12.4</b>	<b>71t</b>	<b>29</b>
<b>Opponents</b>	<b>290</b>	<b>3,635</b>	<b>12.5</b>	<b>69t</b>	<b>24</b>

### INTERCEPTIONS

	No.	Yds.	Avg.	Long	TD
Washington	8	92	11.5	26	0
Perrin	4	50	12.5	30	0
Harris	3	10	3.3	10	0
Junior	3	27	9.0	19	0
Mack	3	25	8.3	13	0
Grooms	1	10	10.0	10	0
A. Baker	2	24	12.0	19	0
Nelson	1	8	8.0	8	0
Galloway	1	17	17.0	17	0
W. Smith	2	3	1.5	3	0
<b>Team</b>	<b>28</b>	<b>266</b>	<b>9.5</b>	<b>30</b>	<b>0</b>
<b>Opponents</b>	<b>21</b>	<b>385</b>	<b>18.3</b>	<b>7ot</b>	<b>5</b>

### PUNT RETURNS

	Ret.	FC	Yds.	Avg.	Long	TD
Mitchell	38	1	337	8.9	34	0
Bird	14	2	76	5.4	16	0
Harrell	5	1	31	6.2	11	0
Ferrell	1	0	17	17.0	17	0
<b>Team</b>	<b>58</b>	<b>4</b>	<b>461</b>	<b>7.9</b>	<b>34</b>	<b>0</b>
<b>Opponents</b>	<b>47</b>	<b>13</b>	<b>307</b>	<b>6.5</b>	<b>19</b>	<b>0</b>

### KICKOFF RETURNS

	No.	Yds.	Avg.	Long	TD
Mitchell	36	778	21.6	66	0
Ferrell	13	257	19.8	28	0
Bird	9	194	21.6	33	0
Schmitt	4	41	10.3	19	0
Love	3	71	23.7	23	0
Harrell	3	62	20.7	26	0
L. Smith	1	19	19.0	19	0

### KICKOFF RETURNS (CONT.)

	No.	Yds.	Avg.	Long	TD
Green	1	14	14.0	14	0
Duda	1	12	12.0	12	0
Allerman	1	11	11.0	11	0
<b>Team</b>	<b>72</b>	<b>1,459</b>	<b>20.3</b>	<b>66</b>	<b>0</b>
<b>Opponents</b>	<b>66</b>	<b>1,300</b>	<b>19.9</b>	<b>94t</b>	<b>1</b>

### PUNTING

	No.	Yds.	Avg.	TB	In20	Lg	Blk.
Birdsong	85	3,529	41.5	7	14	59	0
<b>Team</b>	<b>85</b>	<b>3,529</b>	<b>41.5</b>	<b>7</b>	<b>14</b>	<b>59</b>	<b>0</b>
<b>Opponents</b>	<b>88</b>	<b>3,542</b>	<b>40.3</b>	<b>6</b>	<b>18</b>	<b>56</b>	<b>0</b>

### FIELD GOALS

	1-19	20-29	30-39	40-49	50+
O'Donoghue	0-1	4-6	3-8	6-11	2-3
<b>Team</b>	<b>0-1</b>	<b>4-6</b>	<b>3-8</b>	<b>6-11</b>	<b>2-3</b>
<b>Opponents</b>	<b>0-0</b>	<b>4-4</b>	<b>2-3</b>	<b>6-6</b>	<b>0-2</b>

### USUAL STARTING LINEUP

Offense	Defense
WR.....Pat Tilley	LE...Al "Bubba" Baker
LT.....Luis Sharpe	LT.....Elois Grooms
LG.....Terry Stieve	Mark Duda
C.....Randy Clark	RT.....David Galloway
RG.....Joe Bostic	RE.....Curtis Greer
RT.....Tootie Robbins	LLB.....E.J. Junior
TE.....Doug Marsh	Bob Harris
Greg LaFleur	MLB.....Kurt Allerman
WR.....Roy Green	E.J. Junior
QB.....Neil Lomax	RLB.....Charlie Baker
RB.....Ottis Anderson	LCB.....Lionel Washington
FB.....Wayne Morris	Cedric Mack
K.....Neil O'Donoghue	RCB.....Wayne Smith
	SS.....Lee Nelson
	FS.....Benny Perrin
	P.....Carl Birdsong

### NOTES

After losing five of first six games, Cards rebound with 7-2-1 mark in final 10 contests to narrowly miss playoffs with 8-7-1 record ... in first full season at wide receiver, **ROY GREEN** establishes team records with 78 pass receptions for 1,227 yards to earn all-pro acclaim ... **DE CURTIS GREER** sets team record with 16 quarterback sacks as Cards lead NFL with 59 traps ... Cards and N.Y. Giants play to 20-20 tie on nationally-televised "Monday Night Football" game remembered for three missed overtime field-goal attempts by Card **K NEIL O'DONOGHUE** ... future Hall of Fame **T DAN DIERDORF** announces his retirement after 12 seasons, 160 games, and six Pro Bowls ... St. Louis (nine) and Kansas City (six) combine for 15 turnovers, two shy of the NFL record, in 38-14 Chiefs' win Oct. 2 ... Cards lose 28-10 to Minnesota during Aug. 6 preseason game at London's Wembley Stadium, the first NFL game in England.

### FINAL NFC EAST

#### STANDINGS

Team	W	L	T	Pct.	Pts.	OP
Washington#	14	2	0	.875	541	332
Dallas*	12	4	0	.750	479	360
St. Louis	8	7	1	.531	374	428
Philadelphia	5	11	0	.313	233	322
N.Y. Giants	3	12	1	.219	267	347

#Top NFC playoff seed  
\*Wild-card postseason qualifier



## 1984 (9-7)

### HEAD COACH JIM HANIFAN

Sept. 2	At Green Bay	L	23-24	53,738
Sept. 9	Buffalo	W	37-7	35,785
Sept. 16	At Indianapolis	W	34-33	60,274
Sept. 23	At New Orleans	L	24-34	58,723
Sept. 30	Miami	L	28-36	46,991
Oct. 7	At Dallas	W	31-20	61,438
Oct. 14	Chicago	W	38-21	49,554
Oct. 21	Washington	W	26-24	50,262
Oct. 28	At Philadelphia	W	34-14	54,310
Nov. 4	L.A. Rams	L	13-16	51,010
Nov. 11	Dallas	L	17-24	48,721
Nov. 18	At N.Y. Giants	L	10-16	73,428
Nov. 25	Philadelphia	W	17-16	39,858
Dec. 2	At New England	W	33-10	53,558
Dec. 9	N.Y. Giants	W	31-21	49,973
Dec. 16	At Washington	L	27-29	54,299

423-345

Home: 5-3 (372,154). Away: (469,768).

### TEAM STATISTICS

	Cards	Opp.
Total First Downs	345	292
Rushing	129	108
Passing	200	157
Penalty	16	27
Total Net Yards	6,345	5,094
Avg. Per Game	396.6	318.4
Total Plays	1,103	991
Avg. Per Play	5.8	5.1
Net Yards Rushing	2,088	1,923
Avg. Per Game	130.5	120.2
Total Rushes	488	442
Net Yards Passing	4,257	3,171
Avg. Per Game	266.1	198.2
Sacked/Yards Lost	49/377	55/403
Gross Yards	4,634	3,574
Att./Comp./Pct.	566/347/61.3	494/251/50.8
Had Intercepted	16	21
Punts/Average	68/38.1	81/38.9
Penalties/Yards	109/904	75/578
Fumbles/Lost	32/20	20/12
Touchdowns	51	39
Rushing	21	11
Passing	28	26
Returns	2	2

### SCORE BY PERIOD

	Q1	Q2	Q3	Q4	OT	Pts.
Team	72	134	102	115	0	423
Opponents	77	100	97	71	0	345

### SCORING

	TD	R	P	R	PAT	FG	S	Pts.
O'Donoghue	0	0	0	0	48/51	24/35	0	117
Green	12	0	12	0	0/0	0/0	0	72
Mitchell	11	9	2	0	0/0	0/0	0	66
Anderson	8	6	2	0	0/0	0/0	0	48
Marsh	5	0	5	0	0/0	0/0	0	30
Tilley	5	0	5	0	0/0	0/0	0	30
Lomax	3	3	0	0	0/0	0/0	0	18
Ferrell	2	1	1	0	0/0	0/0	0	12
Love	2	1	1	0	0/0	0/0	0	12
Howard	1	0	0	1	0/0	0/0	0	6
L. Smith	1	0	0	1	0/0	0/0	0	6
Harrell	1	1	0	0	0/0	0/0	0	6
Team	51	21	28	2	48/51	24/35	0	423
Opponents	39	11	26	2	36/39	24/37	0	345

### PASSING

	Att.	Comp.	Yds.	Comp. %	Yds./Att.	TD	TD%	Int.	Int. %	Long	Sack/Lost	Rating
Lomax	560	345	4,614	61.6	8.24	28	5.0	16	2.99	83t	49/377	92.5
Mclvor	4	0	0	0.0	0.00	0	0.0	0	0.0	0	0/0	39.6
Mitchell	1	1	20	100.0	0.00	0	0.0	0	0.0	0	0/0	118.8
Perrin	1	1	0	0.0	0.00	0	0.0	0	0.0	0	0/0	79.2
Team	566	347	4,634	61.3	8.19	28	4.9	16	2.8	83t	49/377	92.0
Opponents	494	251	3,574	50.8	7.23	26	5.3	21	4.1	90t	55/403	74.4

### SACKS

Greer 14.0, A. Baker 10.0, Junior 9.5, Galloway 5.0, Duda 4.0, Mays 3.5, Nelson 3.0, Grooms 2.0, Holloway 1.5, Harris 1.5, L. Smith 1.0.  
Team 55.0, Opponents 65.0

### RUSHING

	No.	Yds.	Avg.	Long	TD
Anderson	289	1,174	4.1	24	6
Mitchell	81	434	5.4	39	9
Ferrell	44	203	4.5	25	1
Lomax	35	184	5.3	20	3
Love	25	90	3.6	13	1
Harrell	5	7	1.2	4	1
Harrington	3	6	2.0	5	0
Mclvor	3	5	1.7	6	0
Marsh	1	-5	-5.0	-5	0
Green	1	-10	-10.0	-10	0
Team	488	2,088	4.3	39	21
Opponents	442	1,923	4.4	73	11

### RECEIVING

	No.	Yds.	Avg.	Long	TD
Green	78	1,555	19.9	83t	12
Anderson	70	611	8.7	57	2
Tilley	52	758	14.6	42	5
Marsh	39	608	15.6	47	5
Mitchell	26	318	12.2	44t	2
Ferrell	26	218	8.4	21	1
LaFleur	17	198	11.6	21	0
Harrell	14	106	7.6	15	0
Pittman	10	145	14.5	50	0
Love	7	33	4.7	16	1
Mack	5	61	12.2	22	0
Goode	3	23	7.7	10	0
Team	347	4,634	13.4	83t	28
Opponents	251	3,574	14.2	90t	26

### INTERCEPTIONS

	No.	Yds.	Avg.	Long	TD
Washington	5	42	8.4	18	0
W. Smith	4	35	8.8	23	0
Perrin	4	22	5.5	22	0
L. Smith	2	31	15.5	25t	1
Griffin	2	0	0.0	0	0
Howard	2	-4	-2.0	1	0
Heflin	1	19	19.0	19	0
Junior	1	18	18.0	18	0
Team	21	163	7.8	25t	1
Opponents	16	219	13.7	54	0

### PUNT RETURNS

	Ret.	FC	Yds.	Avg.	Long	TD
Mitchell	38	3	333	8.8	39	0
Bird	5	0	56	11.2	17	0
Pittman	4	1	10	2.5	5	0
Green	0	1	0	0.0	0	0
Team	47	5	399	8.5	39	0
Opponents	27	12	239	8.9	61	0

### KICKOFF RETURNS

	No.	Yds.	Avg.	Long	TD
Mitchell	35	804	23.0	56	0
Pittman	14	319	22.8	43	0
Harrell	13	231	17.8	28	0
Bird	9	190	21.1	28	0
Green	1	18	18.0	18	0
Love	1	1	1.0	1	0
Ferrell	1	0	0.0	0	0
Team	74	1,563	21.1	56	0
Opponents	85	1,549	18.2	96t	1

### PUNTING

	No.	Yds.	Avg.	TB	In20	Lg	Blk.
Birdsong	67	2,594	38.7	8	20	59	1
Team	1	0	0.0	0	0	0	0
Team	68	2,594	38.1	8	20	59	1
Opponents	81	3,157	38.9	5	9	59	1

### FIELD GOALS

	1-19	20-29	30-39	40-49	50+
O'Donoghue	0-0	7-7	7-9	8-16	1-3
Team	0-0	7-7	7-9	8-16	1-3
Opponents	1-1	8-10	13-16	2-6	7-5

### USUAL STARTING LINEUP

Offense	Defense
WR.....Pat Tilley	LE...Al "Bubba" Baker
LT.....Luis Sharpe	LT.....David Galloway
LG.....Terry Stieve	RT.....Elois Grooms
C.....Randy Clark	Mark Duda
RG.....Joe Bostic	RE.....Curtis Greer
RT.....Tootie Robbins	LLB Thomas Howard
TE.....Doug Marsh	MLB.....E.J. Junior
Greg LaFleur	Kurt Allerman
WR.....Roy Green	RLB.....Charlie Baker
QB.....Neil Lomax	E.J. Junior
RB.....Otis Anderson	LCB.....Lionel Wash.
FB.....Earl Ferrell	RCB.....Wayne Smith
K.....Neil O'Donoghue	SS.....Leonard Smith
	Lee Nelson
	FS.....Benny Perrin
	P.....Carl Birdsong

### NOTES

The Cards, with the NFC Eastern Division title on line to the winner, travel to R.F.K. Stadium and battle back from a 23-7 half-time deficit to take a 27-26 lead midway through fourth quarter, but a 50-yard field-goal try sails wide as time expires and Washington escaped with a 29-27 win and the division crown ... in the torrid comeback at Washington, QB **Neil Lomax** connects on 25 of 28 passes for 314 yards in the second half ... Cards finish 9-7 with seven losses by an average of just over six points ... Lomax sets club single-season marks with 345 pass completions in 560 attempts for 4,614 yards (fifth highest in NFL history), 28 touchdowns, and 92.5 quarterback rating ... WR **Roy Green's** 1,555 receiving yards is most by NFL player in 19 seasons as he averages 45.3 yards per touchdown reception.

### FINAL NFC EAST STANDINGS

Team	W	L	T	Pct.	Pts.	OP
Washington	11	5	0	.688	426	310
N.Y. Giants*	9	7	0	.563	299	301
St. Louis	9	7	0	.563	423	345
Dallas	9	7	0	.563	308	308
Philadelphia	6	9	1	.406	278	320

\*Wild-card postseason qualifier





## 1985 (5-11)

### HEAD COACH JIM HANIFAN

Sept. 8	At Cleveland	W	27-24 (OT)	62,107
Sept. 15	Cincinnati	W	41-27	46,321
Sept. 22	At N.Y. Giants	L	17-27	74,987
Sept. 29	Green Bay	W	43-28	48,598
Oct. 7	At Washington	L	10-27	53,134
Oct. 13	At Philadelphia	L	7-30	48,186
Oct. 20	At Pittsburgh	L	10-23	56,478
Oct. 27	Houston	L	10-20	43,190
Nov. 4	Dallas	W	21-10	49,337
Nov. 10	At Tampa Bay	L	0-16	34,736
Nov. 17	Philadelphia	L	14-24	39,032
Nov. 24	N.Y. Giants	L	3-34	41,248
Nov. 28	At Dallas	L	17-35	54,125
Dec. 8	New Orleans	W	28-16	29,527
Dec. 15	At L.A.Rams	L	14-46	52,052
Dec. 21	Washington	L	16-27	28,090

278-414

Home: 4-4 (325,343). Away: 1-7 (435,805).

### TEAM STATISTICS

	Cards	Opp.
<b>Total First Downs</b>	<b>301</b>	<b>314</b>
Rushing	108	115
Passing	171	169
Penalty	22	30
<b>Total Net Yards</b>	<b>5086</b>	<b>5381</b>
Avg. Per Game	317.9	336.3
Total Plays	1,016	1,045
Avg. Per Play	5.0	5.2
<b>Net Yards Rushing</b>	<b>1974</b>	<b>2378</b>
Avg. Per Game	123.4	148.6
Total Rushes	417	552
<b>Net Yards Passing</b>	<b>3112</b>	<b>3003</b>
Avg. Per Game	194.5	187.7
Sacked/Yards Lost	65/469	32/254
Gross Yards	3,581	3,257
Att./Comp./Pct.	534/296/55.4	461/253/54.9
Had Intercepted	18	13
<b>Punts/Average</b>	<b>85/41.7</b>	<b>75/41.0</b>
<b>Penalties/Yards</b>	<b>101/816</b>	<b>88/744</b>
<b>Fumbles/Lost</b>	<b>36/16</b>	<b>28/14</b>
<b>Touchdowns</b>	<b>34</b>	<b>47</b>
Rushing	14	11
Passing	19	34
Returns	1	2

### SCORE BY PERIOD

	Q1	Q2	Q3	Q4	OT	Pts.
Team	67	73	48	87	3	278
Opponents	78	122	77	137	0	414

### SCORING

	TD	R	P	R	PAT	FG	S	Pts.
Mitchell	10	7	3	0	0/0	0/0	0	60
O'Donoghue	0	0	0	0	19/19	10/18	0	49
Tilley	6	0	6	0	0/0	0/0	0	36
Green	5	0	5	0	0/0	0/0	0	30
Ferrell	4	2	2	0	0/0	0/0	0	24
Anderson	4	4	0	0	0/0	0/0	0	24
Bojovic	0	0	0	0	11/12	3/7	0	20
Washington	1	0	0	1	0/0	0/0	0	6
Duncan	1	0	1	0	0/0	0/0	0	6
J.T. Smith	1	0	1	0	0/0	0/0	0	6
Marsh	1	0	1	0	0/0	0/0	0	6
Harrington	1	1	0	0	0/0	0/0	0	6
Atkinson	0	0	0	0	3/3	0/3	0	3
Wright	0	0	0	0	0/0	0/0	1	2
<b>Team</b>	<b>34</b>	<b>14</b>	<b>19</b>	<b>1</b>	<b>33/34</b>	<b>12/28</b>	<b>1</b>	<b>278</b>
<b>Opponents</b>	<b>47</b>	<b>11</b>	<b>34</b>	<b>2</b>	<b>46/47</b>	<b>28/38</b>	<b>1</b>	<b>414</b>

### PASSING

	Att.	Comp.	Yds.	Comp. %	Yds./Att.	TD	TD%	Int.	Int. %	Long	Sack/Lost	Rating
Lomax	471	266	3,214	56.5	6.82	18	3.8	12	2.5	47	61/442	79.9
Brunner	60	29	336	48.3	5.60	1	1.7	6	10.0	40	4/27	31.8
Mitchell	2	1	31	50.0	15.50	0	0.0	0	0.0	31	0/0	95.9
Birdsong	1	0	0	0.0	0.00	0	0.0	0	0.0	0	0/0	39.6
<b>Team</b>	<b>534</b>	<b>296</b>	<b>3,581</b>	<b>55.4</b>	<b>6.71</b>	<b>19</b>	<b>3.6</b>	<b>18</b>	<b>3.4</b>	<b>47</b>	<b>65/469</b>	<b>74.1</b>
<b>Opponents</b>	<b>461</b>	<b>253</b>	<b>3,257</b>	<b>54.9</b>	<b>7.07</b>	<b>34</b>	<b>7.4</b>	<b>13</b>	<b>2.8</b>	<b>53</b>	<b>32/254</b>	<b>90.3</b>

### SACKS

Greer 7.0, Duda 5.5, Galloway 4.5, A. Baker 4.0, Nunn 3.0, L. Smith 3.0, Junior 2.0, Mays 2.0, Grooms 1.0.  
**Team 32.0, Opponents 65.0**

### RUSHING

	No.	Yds.	Avg.	Long	TD
Mitchell	183	1,006	5.5	64	7
Anderson	118	481	4.1	38	4
Ferrell	45	204	4.5	30	2
Lomax	32	125	3.9	23	0
Wolfley	24	64	2.7	11	0
Harrington	7	42	6.0	22	1
J.T. Smith	3	36	12.0	30	0
Brunner	3	8	2.7	8	0
Love	1	4	4.0	4	0
Green	1	2	2.0	2	0
<b>Team</b>	<b>417</b>	<b>1,974</b>	<b>4.7</b>	<b>64</b>	<b>14</b>
<b>Opponents</b>	<b>552</b>	<b>2,378</b>	<b>4.3</b>	<b>80</b>	<b>11</b>

### RECEIVING

	No.	Yds.	Avg.	Long	TD
Green	50	683	13.9	47	5
Tilley	49	726	14.8	47	6
Mitchell	47	502	10.7	46	3
J.T. Smith	43	581	13.5	34	1
Marsh	37	355	9.6	23	1
Ferrell	25	277	11.1	30	2
Anderson	23	225	9.8	43	0
LaFleur	9	119	13.2	24	0
Duncan	4	39	9.8	14	1
Gray	3	22	7.3	12	0
Wolfley	2	18	9.0	17	0
Love	2	4	2.0	3	0
Mack	1	16	16.0	16	0
Novacek	1	4	4.0	4	0
<b>Team</b>	<b>296</b>	<b>3,581</b>	<b>12.1</b>	<b>47</b>	<b>19</b>
<b>Opponents</b>	<b>253</b>	<b>3,257</b>	<b>12.9</b>	<b>53</b>	<b>34</b>

### INTERCEPTIONS

	No.	Yds.	Avg.	Long	TD
Junior	5	109	21.8	53	0
Young	3	0	0.0	0	0
L. Smith	2	73	36.5	67	0
Mack	2	10	5.0	10	0
Washington	1	48	48.0	48	1
<b>Team</b>	<b>13</b>	<b>240</b>	<b>18.5</b>	<b>67</b>	<b>1</b>
<b>Opponents</b>	<b>18</b>	<b>247</b>	<b>13.7</b>	<b>68</b>	<b>1</b>

### PUNT RETURNS

	Ret.	FC	Yds.	Avg.	Long	TD
J.T. Smith	26	9	283	10.9	31	0
Mitchell	11	2	97	8.8	21	0
Nelson	2	0	14	7.0	8	0
Tilley	1	0	-1	-1.0	-1	0
<b>Team</b>	<b>40</b>	<b>11</b>	<b>393</b>	<b>9.8</b>	<b>31</b>	<b>0</b>
<b>Opponents</b>	<b>50</b>	<b>12</b>	<b>457</b>	<b>9.1</b>	<b>26</b>	<b>0</b>

### KICKOFF RETURNS

	No.	Yds.	Avg.	Long	TD
Duncan	28	550	19.6	34	0
Mitchell	19	345	18.2	35	0
Wolfley	13	234	18.0	28	0
L. Smith	5	68	13.6	26	0
Harrington	4	77	19.3	35	0
J.T. Smith	4	59	14.8	33	0
Nelson	3	49	16.3	26	0
Novacek	1	20	20.0	20	0
Mumford	1	19	19.0	19	0
<b>Team</b>	<b>78</b>	<b>1,421</b>	<b>18.2</b>	<b>35</b>	<b>0</b>
<b>Opponents</b>	<b>56</b>	<b>1,150</b>	<b>20.5</b>	<b>40</b>	<b>0</b>

### PUNTING

	No.	Yds.	Avg.	TB	In20	Lg	Blk.
Birdsong	85	3,545	41.7	8	20	67	2
<b>Team</b>	<b>85</b>	<b>3,545</b>	<b>41.7</b>	<b>8</b>	<b>20</b>	<b>67</b>	<b>2</b>
<b>Opponents</b>	<b>75</b>	<b>3,077</b>	<b>41.0</b>	<b>5</b>	<b>12</b>	<b>64</b>	<b>0</b>

### FIELD GOALS

	1-19	20-29	30-39	40-49	50+
O'Donoghue	1-1	3-5	4-6	2-4	0-2
Atkinson	0-0	0-0	0-0	0-3	0-0
Bojovic	0-0	0-0	0-2	2-3	0-2
<b>Team</b>	<b>1-1</b>	<b>3-5</b>	<b>4-8</b>	<b>4-10</b>	<b>0-4</b>
<b>Opponents</b>	<b>3-3</b>	<b>6-7</b>	<b>11-14</b>	<b>6-9</b>	<b>2-5</b>

### USUAL STARTING LINEUP

Offense	Defense
<b>WR</b> .....Pat Tilley	<b>LE</b> .....Al "Bubba"
<b>LT</b> .....Luis Sharpe	Baker
<b>LG</b> ...Doug Dawson	<b>LT</b> ..David Galloway
<b>C</b> .....Randy Clark	<b>RT</b> .....Mark Duda
<b>RG</b> .....Joe Bostic	<b>RE</b> .....Curtis Greer
<b>RT</b> ...Tootie Robbins	<b>LLB</b> .....Niko Noga
Lance Smith	<b>MLB</b> .....E.J. Junior
<b>TE</b> .....Doug Marsh	<b>RLB</b> .....Freddie Joe
<b>WR</b> .....Roy Green	Nunn
<b>QB</b> .....Neil Lomax	<b>LCB</b> ...Cedric Mack
<b>RB</b> ..Ottis Anderson	<b>RCB</b> ..Wayne Smith
Stump Mitchell	<b>SS</b> ...Leonard Smith
<b>RB</b> .....Earl Ferrell	<b>FS</b> ....Lonnie Young
<b>K</b> ...Neil O'Donoghue	Benny Perrin
Novo Bojovic	<b>P</b> .....Carl Birdsong

### NOTES

Though a 3-1 start looks promising, the Cards win only two of their final 12 contests to finish 5-11, spelling the end of **Jim Hanifan's** six-year (1980-85) tenure as head coach ... with former all-pro RB **Ottis Anderson** injured, RB **Stump Mitchell** averages 96.9 yards rushing in final nine games en route to 1,006 yards and a 5.5-yard average per carry despite starting just eight contests ... QB **Neil Lomax** is sacked NFC-high 61 times ... Yugoslavian K **Novo Bojovic**, signed by the Cards during mid-season, kicks a 40-yard field goal to give the Cards a 3-0 first-quarter lead Nov. 24 vs. N.Y. Giants, chases down the football, spikes it in the end zone, then watches with teammates as Giants score 34 unanswered points in 34-3 defeat at the Meadowlands.

### FINAL NFC EAST

#### STANDINGS

Team	W	L	T	Pct.	Pts.	OP
Dallas	10	6	0	.625	357	333
N.Y. Giants*	10	6	0	.625	399	283
Washington	10	6	0	.625	297	312
Philadelphia	7	9	0	.438	286	310
St. Louis	5	11	0	.313	278	414

\*Wild-card postseason qualifier



## 1986 (4-11-1)

### HEAD COACH GENE STALLINGS

Sept. 7	L.A. Rams	L	10-16	40,347
Sept. 14	At Atlanta	L	13-33	46,463
Sept. 21	At Buffalo	L	10-17	65,762
Sept. 29	Dallas	L	7-31	49,077
Oct. 5	N.Y. Giants	L	6-13	40,562
Oct. 12	At Tampa Bay	W	30-19	33,307
Oct. 19	At Washington	L	21-28	53,494
Oct. 26	At Dallas	L	6-37	60,756
Nov. 2	Philadelphia	W	13-10	33,051
Nov. 9	At San Francisco	L	17-43	50,172
Nov. 16	New Orleans	L	7-16	32,069
Nov. 23	Kansas City	W	23-14	29,680
Nov. 30	Washington	L	17-20	35,637
Dec. 7	At Philadelphia	T	10-10 (OT)	50,148
Dec. 14	At N.Y. Giants	L	7-27	75,261
Dec. 21	Tampa Bay	W	21-17	23,957
				218-351
Home: 3-5 (284,380), Away: 1-6-1 (435,363).				

### TEAM STATISTICS

	Cards	Opp.
<b>Total First Downs</b> .....	<b>273</b>	<b>304</b>
Rushing	102	125
Passing	149	149
Penalty	22	30
<b>Total Net Yards</b> .....	<b>4503</b>	<b>4864</b>
Avg. Per Game	281.4	304.0
Total Plays	994	1,037
Avg. Per Play	4.5	4.7
<b>Net Yards Rushing</b> .....	<b>1787</b>	<b>2227</b>
Avg. Per Game	111.7	139.2
Total Rushes	419	560
<b>Net Yards Passing</b> .....	<b>2716</b>	<b>2637</b>
Avg. Per Game	169.8	164.8
Sacked/Yards Lost	59/424	41/355
Gross Yards	3,140	2,992
Att./Comp./Pct.	516/293/56.8	436/215/49.3
Had Intercepted	19	10
<b>Punts/Average</b> .....	<b>92/37.1</b>	<b>83/42.5</b>
<b>Penalties/Yards</b> .....	<b>116/932</b>	<b>86/682</b>
<b>Fumbles/Lost</b> .....	<b>25/10</b>	<b>40/12</b>
<b>Touchdowns</b> .....	<b>27</b>	<b>40</b>
Rushing	8	17
Passing	17	21
Returns	2	2

### SCORE BY PERIOD

	Q1	Q2	Q3	Q4	OT	Pts.
Team	15	79	41	83	0	218
Opponents	82	106	64	99	0	351

### SCORING

	TD	R	P	R	PAT	FG	S	Pts.
Lee	0	0	0	0	14/17	8/13	0	38
Green	6	0	6	0	0/0	0/0	0	36
J.T. Smith	6	0	6	0	0/0	0/0	0	36
Mitchell	5	5	0	0	0/0	0/0	0	30
Ferrell	3	0	3	0	0/0	0/0	0	18
Schubert	0	0	0	0	9/10	3/11	0	18
Sikahema	3	0	1	2	0/0	0/0	0	18
Anderson	2	2	0	0	0/0	0/0	0	12
Fox	1	0	1	0	0/0	0/0	0	6
Lomax	1	1	0	0	0/0	0/0	0	6
<b>Team</b>	<b>27</b>	<b>8</b>	<b>17</b>	<b>2</b>	<b>23/27</b>	<b>11/24</b>	<b>0</b>	<b>218</b>
<b>Opponents</b>	<b>40</b>	<b>17</b>	<b>21</b>	<b>2</b>	<b>37/40</b>	<b>24/32</b>	<b>1</b>	<b>351</b>

### PASSING

	Att.	Comp.	Yds.	Comp. %	Yds./Att.	TD	TD%	Int.	Int. %	Long	Sack/Lost	Rating
Lomax	421	240	2,583	57.0	6.14	13	3.1	12	2.9	48t	52/381	73.4
Stoudt	91	52	542	57.1	5.96	3	3.3	7	7.7	24t	7/43	53.4
Mitchell	3	1	15	33.3	5.00	1	0.0	0	0.0	0	0/0	90.3
Arapostathis	1	0	0	0.0	0.00	0	0.0	0	0.0	0	0/0	39.6
<b>Team</b>	<b>516</b>	<b>293</b>	<b>3,140</b>	<b>56.8</b>	<b>6.09</b>	<b>17</b>	<b>3.3</b>	<b>19</b>	<b>3.7</b>	<b>48t</b>	<b>59/424</b>	<b>70.3</b>
<b>Opponents</b>	<b>436</b>	<b>215</b>	<b>2,992</b>	<b>49.3</b>	<b>6.86</b>	<b>21</b>	<b>4.8</b>	<b>10</b>	<b>2.3</b>	<b>51</b>	<b>41/355</b>	<b>78.1</b>

### SACKS

A. Baker 10.0, Nunn 7.0, L. Smith 5.0, Galloway 5.0, Bell 4.0, C. Baker 3.5, Clasby 3.0, Noga 2.0.  
**Team 41.0, Opponents 59.0**

### RUSHING

	No.	Yds.	Avg.	Long	TD
Mitchell	174	800	4.6	44	5
Ferrell	124	548	4.4	25	0
Anderson	51	156	3.1	14	2
Lomax	35	148	4.2	18	1
Sikahema	16	62	3.9	23	0
Stoudt	7	53	7.6	17	0
Wolfley	8	19	2.4	8	0
Marsh	1	5	5.0	5	0
Green	2	-4	-2.0	1	0
Austin	1	0	0.0	0	0
<b>Team</b>	<b>419</b>	<b>1,787</b>	<b>4.3</b>	<b>44</b>	<b>8</b>
<b>Opponents</b>	<b>560</b>	<b>2,227</b>	<b>4.0</b>	<b>54</b>	<b>17</b>

### RECEIVING

	No.	Yds.	Avg.	Long	TD
J.T. Smith	80	1,014	12.7	45	6
Ferrell	56	434	7.8	30t	3
Green	42	517	12.3	48t	6
Mitchell	41	276	6.7	24	0
Marsh	25	313	12.5	27	0
T. Johnson	14	203	14.5	39	0
Anderson	10	91	9.1	19	0
Fox	5	59	11.8	38t	1
Sikahema	10	99	9.9	27	1
Tilley	3	51	17.0	18	0
Holman	3	41	13.7	18	0
Wolfley	2	32	16.0	28	0
Sargent	1	8	8.0	8	0
Novacek	1	2	2.0	2	0
<b>Team</b>	<b>293</b>	<b>3,140</b>	<b>10.7</b>	<b>48t</b>	<b>17</b>
<b>Opponents</b>	<b>215</b>	<b>2,992</b>	<b>13.9</b>	<b>51</b>	<b>21</b>

### INTERCEPTIONS

	No.	Yds.	Avg.	Long	TD
Mack	4	42	10.5	24	0
Washington	2	19	9.5	19	0
Carter	2	12	6.0	11	0
W. Smith	1	35	35.0	35	0
Le. Smith	1	13	13.0	13	0
<b>Team</b>	<b>10</b>	<b>121</b>	<b>12.1</b>	<b>35</b>	<b>0</b>
<b>Opponents</b>	<b>19</b>	<b>271</b>	<b>14.3</b>	<b>78t</b>	<b>2</b>

### PUNT RETURNS

	Ret.	FC	Yds.	Avg.	Long	TD
Sikahema	43	16	522	12.1	71t	2
J.T. Smith	1	0	6	6.0	6	0
Carter	1	0	0	0.0	0	0
<b>Team</b>	<b>45</b>	<b>16</b>	<b>528</b>	<b>11.7</b>	<b>71t</b>	<b>2</b>
<b>Opponents</b>	<b>44</b>	<b>20</b>	<b>296</b>	<b>6.7</b>	<b>22</b>	<b>0</b>

### KICKOFF RETURNS

	No.	Yds.	Avg.	Long	TD
Sikahema	37	847	22.9	44	0
Swanson	10	206	20.6	40	0
Mitchell	6	203	33.8	53	0
Fox	6	161	26.8	38	0
Johnson	3	46	15.3	25	0
Carter	2	21	10.5	14	0
Ferrell	3	41	13.7	27	0
Sargent	2	27	13.5	14	0
Holmes	1	2	2.0	2	0
Wolfley	0	-6	-6.0	-6	0
<b>Team</b>	<b>70</b>	<b>1,548</b>	<b>22.1</b>	<b>53</b>	<b>0</b>
<b>Opponents</b>	<b>50</b>	<b>886</b>	<b>17.7</b>	<b>56</b>	<b>0</b>

### PUNTING

	No.	Yds.	Avg.	TB	In20	Lg	Blk.
Cater	61	2,271	37.2	4	16	52	1
Arapostathis	30	1,140	38.0	0	5	50	0
<b>Team</b>	<b>92</b>	<b>3,411</b>	<b>37.1</b>	<b>4</b>	<b>21</b>	<b>52</b>	<b>1</b>
<b>Opponents</b>	<b>83</b>	<b>3,514</b>	<b>42.3</b>	<b>10</b>	<b>24</b>	<b>60</b>	<b>0</b>

### FIELD GOALS

	1-19	20-29	30-39	40-49	50+
Lee	0-0	2-3	5-6	1-4	0-0
Schubert	0-0	2-2	0-4	1-5	0-0
<b>Team</b>	<b>0-0</b>	<b>4-5</b>	<b>5-10</b>	<b>2-9</b>	<b>0-0</b>
<b>Opponents</b>	<b>0-0</b>	<b>5-6</b>	<b>9-11</b>	<b>9-15</b>	<b>0-0</b>

### USUAL STARTING LINEUP

Offense	Defense
WR.....J.T. Smith	LE.....Bob Clasby
LT.....Luis Sharpe	NT.....Mark Duda
LG.....Derek Kennard	David Galloway
Ray Brown	RE...Al "Bubba" Baker
C.....Mike Ruether	LOLB.....Freddie Joe Nunn
Gene Chilton	
RG.....Joe Bostic	LILB.....E.J. Junior
RT.....Lance Smith	RILB.....Niko Noga
Tootie Robbins	ROLB...Charlie Baker
TE.....Doug Marsh	LCB Lionel Washington
WR.....Roy Green	RCB.....Cedric Mack
QB.....Neil Lomax	Wayne Smith
RB.....Stump Mitchell	SS.....Leonard Smith
FB.....Earl Ferrell	FS.....Lonnie Young
K.....John Lee	P.....Greg Cater
Eric Schubert	

### NOTES

Long-time Dallas assistant **Gene Stallings** named Cards' head coach ... injury-riddled squad manages 4-11-1 mark ... rookie 10th-round pick and RB **Vai Sikahema** (return specialist) and FB **Ron Wolfley** (special teams) voted to Pro Bowl ... Sikahema ties NFL record with two punt returns for touchdowns (71 and 60 yards) vs. Tampa Bay Dec. 21 ... WR **J.T. Smith** sets club single-season mark with 80 pass receptions ... just eight weeks removed from back surgery, 49ers quarterback Joe Montana makes spectacular return at Cards' expense, completing 13 of 19 passes for 270 yards and three touchdowns to Jerry Rice in 43-17 win at San Francisco Nov. 9.

### FINAL NFC EAST STANDINGS

Team	W	L	T	Pct.	Pts.	OP
N.Y. Giants#	14	2	0	.875	371	236
Washington*	12	4	0	.750	368	296
Dallas	7	9	0	.438	346	337
Philadelphia	5	10	1	.344	256	312
St. Louis	4	11	1	.281	218	315

#Top NFC playoff seed

\*Wild-card postseason qualifier



1987 (7-8)

HEAD COACH GENE STALLINGS  
(Final season in St. Louis)

Sept. 13	Dallas	W	24-13	47,241
Sept. 20	At San Diego	L	24-28	47,998
Sept. 27	Indianapolis	(not played)		
Oct. 4	At Washington	L	21-28	27,728
Oct. 11	New Orleans	W	24-19	11,795
Oct. 18	At S.F.	L	28-34	38,094
Oct. 25	At N.Y. Giants	L	7-30	74,391
Nov. 1	Philadelphia	L	23-28	24,586
Nov. 8	Tampa Bay	W	31-28	22,449
Nov. 15	L.A. Rams	L	24-27	27,730
Nov. 22	At Philadelphia	W	31-19	55,592
Nov. 29	At Atlanta	W	34-21	15,909
Dec. 6	Washington	L	17-34	31,324
Dec. 13	N.Y. Giants	W	27-24	29,623
Dec. 20	At Tampa Bay	W	31-14	32,046
Dec. 27	At Dallas	L	16-21	36,788
				362-368
Home: 4-3 (194,748). Away: 3-5 (328,536).				

TEAM STATISTICS

	Cards	Opp.
<b>Total First Downs</b>	<b>325</b>	<b>306</b>
Rushing	115	116
Passing	189	168
Penalty	21	22
<b>Total Net Yards</b>	<b>5326</b>	<b>5384</b>
Avg. Per Game	355.1	358.9
Total Plays	1,045	1,023
Avg. Per Play	5.1	5.3
<b>Net Yards Rushing</b>	<b>1873</b>	<b>2001</b>
Avg. Per Game	124.9	133.4
Total Rushes	462	492
<b>Net Yards Passing</b>	<b>3453</b>	<b>3383</b>
Avg. Per Game	230.2	225.5
Sacked/Yards Lost	54/397	41/285
Gross Yards	3,850	3,668
Att./Comp./Pct.	529/305/57.7	490/276/56.3
Had Intercepted	15	14
<b>Punts/Average</b>	<b>70/38.0</b>	<b>74/41.2</b>
<b>Penalties/Yards</b>	<b>101/797</b>	<b>88/718</b>
<b>Fumbles/Lost</b>	<b>23/12</b>	<b>34/19</b>
<b>Touchdowns</b>	<b>46</b>	<b>48</b>
Rushing	15	16
Passing	25	30
Returns	6	2

SCORE BY PERIOD

	Q1	Q2	Q3	Q4	OT	Pts.
Team	67	127	61	107	0	362
Opponents	90	88	103	87	0	368

SCORING

	TD	R	P	R	PAT	FG	S	Pts.
Gallery	0	0	0	0	30/31	9/19	0	57
J. Smith	8	0	8	0	0/0	0/0	0	48
Del Greco St.L.	0	0	0	0	8/9	4/5	0	20
Ferrell	7	7	0	0	0/0	0/0	0	42
Awalt	6	0	6	0	0/0	0/0	0	36
Mitchell	5	3	2	0	0/0	0/0	0	30
Green	4	0	4	0	0/0	0/0	0	24
McAdoo	4	3	0	1	0/0	0/0	0	24
Novacek	3	0	3	0	0/0	0/0	0	18
T. Johnson	2	0	2	0	0/0	0/0	0	12
Stavrovsky	0	0	0	0	6/6	1/3	0	9
Garza	1	1	0	0	0/0	0/0	0	6
Jackson	1	0	0	1	0/0	0/0	0	6
N. Noga	1	0	0	1	0/0	0/0	0	6
P. Noga	1	0	0	1	0/0	0/0	0	6
Le. Smith	1	0	0	1	0/0	0/0	0	6
Sikahema	1	0	0	1	0/0	0/0	0	6
Wolfley	1	1	0	0	0/0	0/0	0	6
<b>Team</b>	<b>46</b>	<b>15</b>	<b>25</b>	<b>6</b>	<b>44/46</b>	<b>14/27</b>	<b>0</b>	<b>362</b>
<b>Opponents</b>	<b>48</b>	<b>16</b>	<b>30</b>	<b>2</b>	<b>45/48</b>	<b>11/18</b>	<b>1</b>	<b>368</b>

PASSING

	Att.	Comp.	Yds.	Comp. %	Yds./Att.	TD	TD%	Int.	Int. %	Long	Sack/Lost	Rating
Lomax	463	275	3,387	59.4	7.32	24	5.2	12	2.6	57	48/350	88.5
Halloran	42	18	263	42.9	6.26	0	0.0	1	2.4	49	5/34	54.0
Garza	20	11	183	55.0	9.15	1	5.0	2	10.0	38t	1/13	63.1
Mitchell	3	1	17	33.3	5.67	0	0.0	0	0.0	17	0/0	53.5
Stoudt	1	0	0	0.0	0.00	0	0.0	0	0.0	0	0/0	39.6
<b>Team</b>	<b>529</b>	<b>305</b>	<b>3,850</b>	<b>57.6</b>	<b>7.27</b>	<b>25</b>	<b>4.7</b>	<b>15</b>	<b>2.8</b>	<b>57</b>	<b>54/397</b>	<b>84.4</b>
<b>Opponents</b>	<b>490</b>	<b>276</b>	<b>3,668</b>	<b>56.3</b>	<b>7.49</b>	<b>30</b>	<b>6.1</b>	<b>14</b>	<b>2.9</b>	<b>88t</b>	<b>41/285</b>	<b>88.7</b>

SACKS

Nunn 11.0, Greer 6.0, Clasby 4.5, N. Noga 3.0, Saddler 3.0, Garalczyk 2.5, Junior 2.0, Le. Smith 2.0, Scotts 2.0, Alvord 1.5, Bell 1.0, Galloway 1.0, Mack 1.0, Dulin 0.5.  
Team 41.0, Opponents 54.0

RUSHING

	No.	Yds.	Avg.	Long	TD
Mitchell	203	781	3.8	42	3
Ferrell	113	512	4.5	35t	7
McAdoo	53	230	4.3	17	3
Lomax	29	107	3.7	19	0
Sargent	18	90	5.0	16	0
Wolfley	26	87	3.3	8	1
Green	2	34	17.0	26	0
Garza	8	31	3.9	10	1
Ro. Brown	1	9	9.0	9	0
T. Johnson	1	9	9.0	9	0
Cater	2	3	1.5	11	0
Stoudt	1	-2	-2.0	-2	0
Awalt	2	-9	-4.5	-1	0
Halloran	3	-9	-3.0	2	0
<b>Team</b>	<b>462</b>	<b>1,873</b>	<b>4.1</b>	<b>42</b>	<b>15</b>
<b>Opponents</b>	<b>492</b>	<b>2,001</b>	<b>4.1</b>	<b>47t</b>	<b>16</b>

RECEIVING

	No.	Yds.	Avg.	Long	TD
J.T. Smith	91	1,117	12.3	38	8
Mitchell	45	397	8.8	39	2
Green	43	731	17.0	57	4
Awalt	42	526	12.5	35	6
Ferrell	23	262	11.4	36	0
Novacek	20	254	12.7	25	3
T. Johnson	15	308	20.5	49t	2
Holmes	11	132	12.0	23	0
Wolfley	8	68	8.5	16	0
Sargent	2	19	9.5	10	0
Ro. Brown	2	16	8.0	9	0
McAdoo	2	12	6.0	6	0
Harris	1	8	8.0	8	0
<b>Team</b>	<b>305</b>	<b>3,850</b>	<b>12.6</b>	<b>57</b>	<b>25</b>
<b>Opponents</b>	<b>276</b>	<b>3,668</b>	<b>13.3</b>	<b>88t</b>	<b>30</b>

INTERCEPTIONS

	No.	Yds.	Avg.	Long	TD
Curtis	5	65	13.0	31	0
Mack	2	0	0.0	0	0
P. Noga	1	60	60.0	60t	1
Junior	1	25	25.5	25	0
Bell	1	13	13.0	13	0
Mathis	1	4	4.0	4	0
Carter	1	0	0.0	0	0
Saddler	1	0	0.0	0	0
Young	1	0	0.0	0	0
<b>Team</b>	<b>14</b>	<b>167</b>	<b>11.9</b>	<b>60t</b>	<b>1</b>
<b>Opponents</b>	<b>15</b>	<b>227</b>	<b>15.1</b>	<b>63</b>	<b>0</b>

PUNT RETURNS

	Ret.	FC	Yds.	Avg.	Long	TD
Sikahema	44	7	550	12.5	76t	1
<b>Team</b>	<b>44</b>	<b>7</b>	<b>550</b>	<b>12.5</b>	<b>76t</b>	<b>1</b>
<b>Opponents</b>	<b>36</b>	<b>8</b>	<b>489</b>	<b>13.6</b>	<b>81t</b>	<b>1</b>

KICKOFF RETURNS

	No.	Yds.	Avg.	Long	TD
Sikahema	34	761	22.4	50	0
McAdoo	23	444	19.3	30	0
Sargent	3	37	12.3	27	0
Ro. Brown	1	40	40.0	40	0
Ferrell	1	10	10.0	10	0
Holmes	1	25	25.5	25	0
<b>Team</b>	<b>63</b>	<b>1,317</b>	<b>20.9</b>	<b>50</b>	<b>0</b>
<b>Opponents</b>	<b>59</b>	<b>1,063</b>	<b>18.0</b>	<b>66</b>	<b>0</b>

PUNTING

	No.	Yds.	Avg.	TB	In20	Lg	Blk.
Horne (St.L.)	24	971	40.5	3	4	51	0
Cater	39	1,470	37.7	2	10	68	1
Royals	6	222	37.0	0	2	46	0
<b>Team</b>	<b>69</b>	<b>2,663</b>	<b>38.6</b>	<b>5</b>	<b>16</b>	<b>68</b>	<b>1</b>
<b>Opponents</b>	<b>74</b>	<b>3,049</b>	<b>41.2</b>	<b>6</b>	<b>18</b>	<b>63</b>	<b>0</b>

FIELD GOALS

	1-19	20-29	30-39	40-49	50+
Del Greco (G.B)	0-0	1-2	2-4	2-4	0-0
Del Greco (St. L.)	0-0	2-3	2-2	0-0	0-0
Gallery	0-0	4-5	2-7	3-7	0-0
Stavrovsky	0-0	1-2	0-0	0-1	0-0
<b>Team</b>	<b>0-0</b>	<b>7-10</b>	<b>4-9</b>	<b>3-8</b>	<b>0-0</b>
<b>Opponents</b>	<b>0-0</b>	<b>7-7</b>	<b>2-3</b>	<b>2-6</b>	<b>0-2</b>

USUAL STARTING LINEUP

Offense	Defense
WR.....J.T. Smith	LE..Freddie Joe Nunn
LT.....Luis Sharpe	LT.....Bob Clasby
LG.....Todd Peat	RT.....Steve Alvord
	Joe Bostic
	Mark Duda
C.....Derek Kennard	RE.....Curtis Greer
RG.....Lance Smith	David Galloway
RT.....Tootie Robbins	LLB.....Anthony Bell
TE.....Rob Awalt	MLB.....Niko Noga
	Jay Novacek
WR.....Roy Green	RLB.....E.J. Junior
QB.....Neil Lomax	LCB.....Carl Carter
RB.....Stump Mitchell	RCB.....Cedric Mack
FB.....Earl Ferrell	SS.....Leonard Smith
K.....Jim Gallery	FS.....Lonnie Young
	P.....Greg Horne

NOTES

Final season in St. Louis ... 21-16 loss in season finale at Dallas completes 7-8 record to deprive club of first playoff berth in five seasons ... Cards defeat defending Super Bowl champ N.Y. Giants 27-24 in final appearance in Busch Stadium Dec. 13 ... players' strike mandates playing three games with replacement rosters ... Cards launch greatest fourth-quarter comeback in NFL history in 31-28 win over Tampa Bay Nov. 8, rallying from a 28-3 deficit after three periods ... QB Neil Lomax completes 10 of 16 passes for 164 and three touchdowns in the fourth quarter as Cards score 28 unanswered points ... WR J.T. Smith breaks own club mark of 80 pass receptions with league-high 91 catches (1,117 yards) ... Ram RB Charles White sets Card opponent record with 213 rushing yards Nov. 15.

FINAL NFC EAST STANDINGS

Team	W	L	T	Pct.	Pts.	OP
Washington	11	4	0	.733	379	285
Dallas	7	8	0	.467	340	348
St. Louis	7	8	0	.467	362	368
Philadelphia	7	8	0	.467	337	380
N.Y. Giants	6	9	0	.400	280	312





## 1988 (7-9)

### HEAD COACH GENE STALLINGS (First season in Arizona)

Sept. 4	At Cincinnati	L	14-21	50,404
Sept. 12	Dallas	L	14-17	67,139
Sept. 18	At Tampa Bay	W	30-24	35,034
Sept. 25	Washington	W	30-21	61,973
Oct. 2	At L.A. Rams	W	41-27	49,830
Oct. 9	Pittsburgh	W	31-14	53,278
Oct. 16	At Washington	L	17-33	54,402
Oct. 23	Cleveland	L	21-29	61,261
Oct. 30	At Dallas	W	16-10	42,196
Nov. 6	San Francisco	W	24-23	64,544
Nov. 13	N.Y. Giants	W	24-17	65,324
Nov. 20	At Houston	L	20-38	43,843
Nov. 27	At Philadelphia	L	21-31	57,918
Dec. 4	At N.Y. Giants	L	7-44	73,438
Dec. 10	Philadelphia	L	17-23	54,832
Dec. 18	Green Bay	L	17-26	44,586

344-398  
Home: 4-4 (472,937). Away: 3-5 (407,065).

### TEAM STATISTICS

	Cards	Opp.
<b>Total First Downs</b>	<b>336</b>	<b>301</b>
Rushing	122	110
Passing	195	171
Penalty	19	20
<b>Total Net Yards</b>	<b>5807</b>	<b>5169</b>
Avg. Per Game	362.9	323.1
Total Plays	1,102	1,014
Avg. Per Play	5.3	5.1
<b>Net Yards Rushing</b>	<b>2027</b>	<b>1925</b>
Avg. Per Game	126.7	120.3
Total Rushes	480	467
<b>Net Yards Passing</b>	<b>3780</b>	<b>3244</b>
Avg. Per Game	236.3	202.8
Sacked/Yards Lost	40/411	39/295
Gross Yards	4,191	3,539
Att./Comp./Pct.	562/322/57.3	508/264/52.0
Had Intercepted	19	16
<b>Punts/Average</b>	<b>80/40.3</b>	<b>83/41.1</b>
<b>Penalties/Yards</b>	<b>99/790</b>	<b>103/770</b>
<b>Fumbles/Lost</b>	<b>34/16</b>	<b>27/13</b>
<b>Touchdowns</b>	<b>44</b>	<b>51</b>
Rushing	15	19
Passing	26	30
Returns	3	2

### SCORE BY PERIOD

	Q1	Q2	Q3	Q4	OT	Pts.
Team	67	114	51	112	0	344
Opponents	101	106	84	107	0	398

### SCORING

	TD	R	P	R	PAT	FG	S	Pts.
Del Greco	0	0	0	0	42/44	12/21	0	78
Ferrell	9	7	2	0	0/0	0/0	0	54
Green	7	0	7	0	0/0	0/0	0	42
S. Mitchell	5	4	1	0	0/0	0/0	0	30
J.T. Smith	5	0	5	0	0/0	0/0	0	30
Awalt	4	0	4	0	0/0	0/0	0	24
Novacek	4	0	4	0	0/0	0/0	0	24
Jordan	3	3	0	0	0/0	0/0	0	18
Jones	3	0	3	0	0/0	0/0	0	18
Junior	1	0	0	1	0/0	0/0	0	6
Lomax	1	1	0	0	0/0	0/0	0	6
Mack	1	0	0	1	0/0	0/0	0	6
Saddler	1	0	0	1	0/0	0/0	0	6
Harvey	0	0	0	0	0/0	0/0	1	2
<b>Team</b>	<b>44</b>	<b>15</b>	<b>26</b>	<b>3</b>	<b>42/44</b>	<b>12/21</b>	<b>1</b>	<b>344</b>
<b>Opponents</b>	<b>51</b>	<b>19</b>	<b>30</b>	<b>2</b>	<b>47/51</b>	<b>13/22</b>	<b>3</b>	<b>398</b>

### PASSING

	Att.	Comp.	Yds.	Comp. %	Yds./Att.	TD	TD%	Int.	Int. %	Long	Sack/Lost	Rating
Lomax	443	255	3,395	57.6	7.66	20	4.5	11	2.5	93t	46/315	86.7
Stoudt	113	63	747	55.8	6.61	6	5.3	8	7.1	52t	13/85	64.3
Tupa	6	4	49	66.7	8.17	0	0.0	0	0.0	22	1/11	91.7
<b>Team</b>	<b>562</b>	<b>322</b>	<b>4,191</b>	<b>57.3</b>	<b>7.46</b>	<b>26</b>	<b>4.6</b>	<b>19</b>	<b>3.4</b>	<b>93t</b>	<b>60/411</b>	<b>82.2</b>
<b>Opponents</b>	<b>508</b>	<b>264</b>	<b>3,539</b>	<b>52.0</b>	<b>6.97</b>	<b>30</b>	<b>5.9</b>	<b>16</b>	<b>3.1</b>	<b>61t</b>	<b>39/295</b>	<b>81.0</b>

### SACKS

Nunn 14, Harvey 6, Clasby 5, Alvord 2, Galloway 2, Junior 2, Mc Donald 2, Saddler 2, Bell 1, Curtis 1, Hunley 1, Noga 1.

**Team 39, Opponents 60**

### RUSHING

	No.	Yds.	Avg.	Long	TD
Ferrell	202	924	4.6	47	7
S. Mitchell	164	726	4.4	47	4
Jordan	61	160	2.6	12	3
Stoudt	14	57	4.1	14	0
Lomax	17	55	3.2	13	1
Wolfley	9	43	4.8	20	0
Horne	3	20	6.7	20	0
J.T. Smith	1	15	15.0	15	0
Novacek	1	10	10.0	10	0
Del Greco	1	8	8.0	8	0
Jeffery	3	8	2.7	9	0
Green	4	1	0.3	18	0
<b>Team</b>	<b>480</b>	<b>2,027</b>	<b>4.2</b>	<b>47</b>	<b>15</b>
<b>Opponents</b>	<b>467</b>	<b>1,925</b>	<b>4.1</b>	<b>52</b>	<b>19</b>

### RECEIVING

	No.	Yds.	Avg.	Long	TD
J. Smith	83	986	11.9	29	5
Green	68	1,097	16.1	52	7
Awalt	39	454	11.6	52t	4
Novacek	38	569	15.0	42t	4
Ferrell	38	315	8.3	30	2
S. Mitchell	25	214	8.6	28	1
Jones	23	496	21.6	93t	3
Jordan	4	24	6.0	12	0
Wolfley	2	11	5.5	8	0
Moore	1	15	15.0	15	0
Holmes	1	10	10.0	10	0
<b>Team</b>	<b>322</b>	<b>4,191</b>	<b>13.0</b>	<b>93t</b>	<b>26</b>
<b>Opponents</b>	<b>264</b>	<b>3,539</b>	<b>13.4</b>	<b>61t</b>	<b>30</b>

### INTERCEPTIONS

	No.	Yds.	Avg.	Long	TD
Mack	3	33	11.0	12	0
Carter	3	0	0.0	0	0
McDonald	2	11	5.5	11	0
Lyles	2	0	0.0	0	0
Curtis	1	18	18.0	18	0
Le. Smith	1	15	15.0	15	0
Clasby	1	7	7.0	7	0
Junior	1	2	2.0	2	0
Young	1	2	2.0	2	0
R. Mitchell	1	0	0.0	0	0
<b>Team</b>	<b>16</b>	<b>88</b>	<b>5.5</b>	<b>18</b>	<b>0</b>
<b>Opponents</b>	<b>19</b>	<b>264</b>	<b>13.9</b>	<b>39</b>	<b>0</b>

### PUNT RETURNS

	Ret.	FC	Yds.	Avg.	Long	TD
Sikahema	33	8	341	10.3	28	0
J. Smith	17	2	119	7.0	15	0
Hunley	1	0	3	3.0	3	0
McAdoo	1	0	0	0.0	0	0
McDonald	0	1	0	0.0	0	0
<b>Team</b>	<b>52</b>	<b>11</b>	<b>463</b>	<b>8.9</b>	<b>28</b>	<b>0</b>
<b>Opponents</b>	<b>41</b>	<b>11</b>	<b>416</b>	<b>10.1</b>	<b>63t</b>	<b>1</b>

### KICKOFF RETURNS

	No.	Yds.	Avg.	Long	TD
Sikahema	23	475	20.7	39	0
McAdoo (TB)	13	311	23.9	32	0
McAdoo	9	203	22.6	32	0
Jones	11	147	13.4	22	0
S. Mitchell	10	221	22.1	41	0
Clark	2	10	5.0	7	0

### KICKOFF RETURNS (CONT.)

	No.	Yds.	Avg.	Long	TD
Ferrell	2	25	12.5	14	0
Jeffery	1	11	11.0	11	0
Phillips	1	4	4.0	4	0
Schillinger	1	10	10.0	10	0
<b>Team</b>	<b>60</b>	<b>1,106</b>	<b>18.4</b>	<b>41</b>	<b>0</b>
<b>Opponents</b>	<b>65</b>	<b>1,379</b>	<b>21.2</b>	<b>92t</b>	<b>1</b>

### PUNTING

	No.	Yds.	Avg.	TB	In20	Lg	Blk.
Horne	79	3,228	40.9	-9	16	66	1
<b>Team</b>	<b>80</b>	<b>3,228</b>	<b>40.3</b>	<b>9</b>	<b>16</b>	<b>66</b>	<b>1</b>
<b>Opponents</b>	<b>83</b>	<b>3,414</b>	<b>41.1</b>	<b>10</b>	<b>18</b>	<b>62</b>	<b>0</b>

### FIELD GOALS

	1-19	20-29	30-39	40-49	50+
Del Greco	1-1	4-6	3-3	3-9	1-2
<b>Team</b>	<b>1-1</b>	<b>4-6</b>	<b>3-3</b>	<b>3-9</b>	<b>1-2</b>
<b>Opponents</b>	<b>0-0</b>	<b>5-6</b>	<b>4-5</b>	<b>4-11</b>	<b>0-0</b>

### USUAL STARTING LINEUP

Offense	Defense
WR.....J.T. Smith	LE.....Rod Saddler
LT.....Luis Sharpe	David Galloway
LG.....Todd Peat	LT.....Bob Clasby
C.....Derek Kennard	RT.....Rod Saddler
RG.....Lance Smith	Steve Alvord
RT.....Tootie Robbins	RE.....Freddie Joe Nunn
TE.....Rob Awalt	LLB.....Anthony Bell
WR.....Roy Green	MLB.....Niko Noga
QB.....Neil Lomax	RLB.....E.J. Junior
RB.....Stump Mitchell	LCB.....Carl Carter
FB.....Earl Ferrell	RCB.....Cedric Mack
K.....Al Del Greco	SS.....Tim McDonald
	FS.....Lonnie Young
	P.....Greg Horne

### NOTES

After 18 seasons in St. Louis (1960-87), Cards relocate to Arizona to play in Sun Devil Stadium at Arizona State University ... Hall of Famer **Larry Wilson** named vice president and general manager ... victories over three most recent Super Bowl champions—N.Y. Giants, Washington, and San Francisco—and 7-4 start (best since 1976) overshadowed by five consecutive losses to end season ... signature victory by overcoming 23-0 third-quarter deficit to down San Francisco 24-23 on a touchdown pass from QB **Neil Lomax** to WR **Roy Green** with three seconds left ... a national "Monday Night Football" audience and capacity Sun Devil Stadium crowd witness the Cards' inaugural regular-season game in Arizona, a 17-14 Dallas victory ... Cards gain first home victory in new venue with 30-21 upset of defending Super Bowl champion Washington Sept. 25.

### FINAL NFC EAST STANDINGS

Team	W	L	T	Pct.	Pts.	OP
Philadelphia	10	6	0	.625	379	319
N.Y. Giants	10	6	0	.625	359	304
Washington	7	9	0	.438	345	387
Phoenix	7	9	0	.438	344	398
Dallas	3	13	0	.188	265	381



## 1989 (5-11)

### HEAD COACH GENE STALLINGS (11 GAMES)

### HEAD COACH HANK KUHLMANN (5 GAMES)

Sept. 10	At Detroit	W	16-13	36,735
Sept. 17	At Seattle	W	34-24	60,444
Sept. 24	At N.Y. Giants	L	7-35	75,742
Oct. 1	San Diego	L	13-24	44,201
Oct. 8	At Washington	L	28-30	53,335
Oct. 15	Philadelphia	L	5-17	42,620
Oct. 22	Atlanta	W	34-20	33,894
Oct. 29	At Dallas	W	19-10	44,431
Nov. 5	N.Y. Giants	L	13-20	46,588
Nov. 12	Dallas	W	24-20	49,657
Nov. 19	At L.A. Rams	L	14-37	53,176
Nov. 26	Tampa Bay	L	13-14	33,297
Dec. 3	Washington	L	10-29	38,870
Dec. 10	At L.A. Raiders	L	14-16	41,785
Dec. 17	Denver	L	0-37	56,071
Dec. 24	At Philadelphia	L	14-31	43,287

Home: 2-6 (345,198). Away: 3-5 (408,935).

### TEAM STATISTICS

	Cards	Opp.
<b>Total First Downs</b> .....	<b>263</b>	<b>329</b>
Rushing	83	113
Passing	157	185
Penalty	22	31
<b>Total Net Yards</b> .....	<b>4641</b>	<b>5877</b>
Avg. Per Game	290.1	367.3
Total Plays	986	1,100
Avg. Per Play	4.7	5.3
<b>Net Yards Rushing</b> .....	<b>1361</b>	<b>2302</b>
Avg. Per Game	85.1	143.9
Total Rushes	407	539
<b>Net Yards Passing</b> .....	<b>3280</b>	<b>3575</b>
Avg. Per Game	205.0	223.4
Sacked/Yards Lost	56/379	30/219
Gross Yards	3,659	3,794
Att./Comp./Pct.	523/279/53.3	531/286/53.9
Had Intercepted	30	16
<b>Punts/Average</b> .....	<b>82/43.6</b>	<b>76/41.5</b>
<b>Penalties/Yards</b> .....	<b>113/856</b>	<b>106/916</b>
<b>Fumbles/Lost</b> .....	<b>24/14</b>	<b>18/11</b>
<b>Touchdowns</b> .....	<b>29</b>	<b>41</b>
Rushing	10	12
Passing	17	24
Returns	2	5

### SCORE BY PERIOD

	Q1	Q2	Q3	Q4	OT	Pts.
Team	43	76	51	88	0	258
Opponents	68	99	90	120	0	377

### SCORING

	TD	R	P	R	PAT	FG	S	Pts.
Del Greco	0	0	0	0	28/29	18/26	0	82
Green	7	0	0	0	0/0	0/0	0	42
Ferrell	6	6	0	0	0/0	0/0	0	36
J.T. Smith	5	0	5	0	0/0	0/0	0	30
Jones	3	0	3	0	0/0	0/0	0	18
Jordan	2	2	0	0	0/0	0/0	0	12
Hogeboom	1	1	0	0	0/0	0/0	0	6
Holmes	1	0	1	0	0/0	0/0	0	6
McDonald	0	0	0	1	0/0	0/0	0	6
Novacek	1	0	1	0	0/0	0/0	0	6
Wolfey	1	1	0	0	0/0	0/0	0	6
Zordich	0	0	0	1	0/0	0/0	0	6
Wilson	0	0	0	0	0/0	0/0	1	2
<b>Team</b>	<b>27</b>	<b>10</b>	<b>17</b>	<b>2</b>	<b>28/29</b>	<b>18/26</b>	<b>1</b>	<b>258</b>
<b>Opponents</b>	<b>36</b>	<b>12</b>	<b>24</b>	<b>5</b>	<b>40/41</b>	<b>29/40</b>	<b>2</b>	<b>377</b>

### PASSING

	Att.	Comp.	Yds.	Comp. %	Yds./Att.	TD	TD%	Int.	Int. %	Long	Sack/Lost	Rating
Hogeboom	364	204	2,591	56.0	7.12	14	3.8	19	5.2	59t	40/266	69.5
Tupa	134	65	973	48.5	7.26	3	2.2	9	6.7	77t	14/94	52.2
Rosenbach	22	9	95	40.9	4.32	0	0.0	1	4.5	24	2/19	35.2
Awalt	1	0	0	0.0	0.00	0	0.0	1	100.0	0	0/0	0.0
Camarillo	1	1	0	100.0	0.00	0	0.0	0	0.0	0	0/0	79.2
Sikahema	1	0	0	0.0	0.00	0	0.0	0	0.0	0	0/0	39.6
<b>Team</b>	<b>523</b>	<b>279</b>	<b>3,659</b>	<b>53.3</b>	<b>7.00</b>	<b>17</b>	<b>3.3</b>	<b>30</b>	<b>5.7</b>	<b>77t</b>	<b>56/379</b>	<b>62.6</b>
<b>Opponents</b>	<b>531</b>	<b>286</b>	<b>3,794</b>	<b>53.9</b>	<b>7.15</b>	<b>24</b>	<b>4.5</b>	<b>16</b>	<b>3.0</b>	<b>75t</b>	<b>30/219</b>	<b>79.2</b>

### SACKS

Harvey 7.0, Galloway 5.5, Nunn 5.0, Saddler 3.5, Bell 2.0, Clasby 2.0, Hill 1.0, Mack 1.0, Wahler 1.0, Wilson 1.0, Zordich 1.0.  
Team 30.0, Opponents 56.0

### RUSHING

	No.	Yds.	Avg.	Long	TD
Ferrell	149	502	3.4	44t	6
Jordan	83	211	2.5	15	2
S. Mitchell	43	165	3.8	14	0
Sikahema	38	145	3.8	27	0
Hogeboom	27	89	3.3	15	1
Tupa	15	75	5.0	13	0
Clark	10	42	4.2	9	0
Wolfey	13	36	2.8	5t	1
Baker	20	31	1.6	6	0
Rosenbach	6	26	4.3	8	0
J.T. Smith	2	21	10.5	11	0
Jones	1	18	18.0	18	0
<b>Team</b>	<b>407</b>	<b>1,361</b>	<b>3.3</b>	<b>44t</b>	<b>10</b>
<b>Opponents</b>	<b>539</b>	<b>2,302</b>	<b>4.3</b>	<b>51</b>	<b>12</b>

### RECEIVING

	No.	Yds.	Avg.	Long	TD
J.T. Smith	62	778	12.5	31	5
Jones	45	838	18.6	72t	3
Green	44	703	16.0	59t	7
Awalt	33	360	10.9	28	0
Sikahema	23	245	10.7	37	0
Novacek	23	225	9.8	30	1
Ferrell	18	122	6.8	25	0
Holmes	13	271	20.8	77t	1
Jordan	6	20	3.3	8	0
Wolfey	5	38	7.6	22	0
Baker	2	18	9.0	9	0
McConkey	2	18	9.0	10	0
S. Mitchell	1	10	10.0	10	0
Usher	1	8	8.0	8	0
Reeves	1	5	5.0	5	0
<b>Team</b>	<b>279</b>	<b>3,659</b>	<b>13.1</b>	<b>77t</b>	<b>17</b>
<b>Opponents</b>	<b>286</b>	<b>3,794</b>	<b>13.3</b>	<b>75t</b>	<b>24</b>

### INTERCEPTIONS

	No.	Yds.	Avg.	Long	TD
McDonald	7	170	24.3	53t	1
Mack	4	15	3.8	9	0
Downs	1	37	37.0	37	0
Young	1	32	32.0	32	0
Zordich	1	16	16.0	16t	1
Wahler	1	5	5.0	5	0
Carter	1	0	0.0	0	0
<b>Team</b>	<b>16</b>	<b>275</b>	<b>17.2</b>	<b>53t</b>	<b>2</b>
<b>Opponents</b>	<b>30</b>	<b>327</b>	<b>10.9</b>	<b>59t</b>	<b>3</b>

### PUNT RETURNS

	Ret.	FC	Yds.	Avg.	Long	TD
Sikahema	37	13	433	11.7	53	0
Usher(Phx.)	1	0	10	10.0	10	0
Jones	1	0	13	13.0	13	0
McConkey	1	0	13	13.0	13	0
<b>Team</b>	<b>40</b>	<b>13</b>	<b>469</b>	<b>11.7</b>	<b>53</b>	<b>0</b>
<b>Opponents</b>	<b>46</b>	<b>18</b>	<b>371</b>	<b>8.1</b>	<b>20</b>	<b>0</b>

### KICKOFF RETURNS

	No.	Yds.	Avg.	Long	TD
Sikahema	43	874	20.3	52	0
Usher(S.D./Phx.)	27	506	18.7	33	0
Usher(Phx.)	17	347	20.4	33	0
Baker	11	245	22.3	33	0
Jones	7	124	17.7	27	0
McConkey	2	40	20.0	21	0
Carr	1	15	15.0	15	0
Clark	1	0	0.0	0	0

### KICKOFF RETURNS (CONT.)

	No.	Yds.	Avg.	Long	TD
Reeves	1	5	5.0	5	0
<b>Team</b>	<b>83</b>	<b>1,650</b>	<b>19.9</b>	<b>52</b>	<b>0</b>
<b>Opponents</b>	<b>57</b>	<b>1,193</b>	<b>20.9</b>	<b>49</b>	<b>0</b>

### PUNTING

	No.	Yds.	Avg.	Net	TB	In20	Lg	Blk.
Tupa	6	280	46.7	39.8	0	2	51	0
Camarillo	76	3,298	43.4	37.5	6	21	58	0
<b>Team</b>	<b>82</b>	<b>3,578</b>	<b>43.6</b>	<b>37.6</b>	<b>6</b>	<b>23</b>	<b>58</b>	<b>0</b>
<b>Opponents</b>	<b>76</b>	<b>3,155</b>	<b>41.5</b>	<b>33.8</b>	<b>6</b>	<b>22</b>	<b>64</b>	<b>1</b>

### FIELD GOALS

	1-19	20-29	30-39	40-49	50+
Del Greco	0-0	7-7	5-6	5-11	1-2
<b>Team</b>	<b>0-0</b>	<b>7-7</b>	<b>5-6</b>	<b>5-11</b>	<b>1-2</b>
<b>Opponents</b>	<b>0-0</b>	<b>9-9</b>	<b>17-19</b>	<b>3-11</b>	<b>0-1</b>

### USUAL STARTING LINEUP

Offense	Defense
WR.....J.T. Smith	LE.Freddie Joe Nunn
LT.....Luis Sharpe	LT.....Rod Saddler
LG.....Mike Zandofsky	RT.....Jim Wahler
	RE.....David Galloway
C.....Derek Kennard	LB.....Karl Wilson
RG.....Lance Smith	LLB.....Anthony Bell
RT.....Tootie Robbins	MLB.....Eric Hill
	RLB.....Ken Harvey
TE.....Rob Awalt	LCB.....Cedric Mack
WR.....Roy Green	RCB.....Carl Carter
QB...Gary Hogeboom	SS.....Tim McDonald
RB.....Tony Jordan	FS...Michael Zordich
	Stump Mitchell
FB.....Earl Ferrell	Lonnie Young
K.....Al Del Greco	P.....Rich Camarillo

### NOTES

After a 2-0 start and 5-5 mark after 10 games, Head Coach **Gene Stallings** resigns after 37-14 loss to L.A. Rams dips Cards' slate to 5-6 ... Cards lose next five games under interim head coach **Hank Kuhlmann** ... QB **Neil Lomax** forced to sidelines for entire season due to career-ending arthritic condition in left hip ... only four Cardinals start all 16 games as 21 players who started at least one game miss playing time ... Cards sweep first season series against Cowboys since 1970 with 19-10 win at Dallas and 24-20 victory in Arizona ... FB **Ron Wolfey** named to unprecedented fourth consecutive Pro Bowl for kamikaze-like play on special teams.

### FINAL NFC EAST STANDINGS

Team	W	L	T	Pct.	Pts.	OP
N.Y. Giants	12	4	0	.750	348	252
Philadelphia*	11	5	0	.688	342	274
Washington	10	6	0	.625	386	308
Phoenix	5	11	0	.313	258	377
Dallas	1	15	0	.063	204	393

\*Wild-card playoff qualifier



## 1990 (5-11)

### HEAD COACH JOE BUGEL

Sept. 9	At Washington	L	0-31	52,649
Sept. 16	At Philadelphia	W	23-21	64,396
Sept. 23	At New Orleans	L	7-28	61,110
Sept. 30	Washington	L	10-38	49,303
Oct. 7	Open Date			
Oct. 14	Dallas	W	20-3	45,235
Oct. 21	At N.Y. Giants	L	19-20	76,518
Oct. 28	Chicago	L	21-31	71,233
Nov. 4	At Miami	L	3-23	54,924
Nov. 11	At Buffalo	L	14-45	74,904
Nov. 18	Green Bay	L	21-24	46,878
Nov. 25	New England	W	34-14	30,110
Dec. 2	Indianapolis	W	20-17	31,885
Dec. 9	At Atlanta	W	24-13	36,222
Dec. 16	At Dallas	L	10-41	60,190
Dec. 23	N.Y. Giants	L	21-24	41,212
Dec. 29	Philadelphia	L	21-23	31,796

268-396

Home: 3-5 (347,652). Away: 2-6 (480,913).

## TEAM STATISTICS

	Cards	Opp.
<b>Total First Downs</b>	<b>270</b>	<b>306</b>
Rushing	115	140
Passing	135	146
Penalty	20	20
<b>Total Net Yards</b>	<b>4742</b>	<b>5216</b>
Avg. Per Game	296.4	326.0
Total Plays	935	959
Avg. Per Play	5.1	5.4
<b>Net Yards Rushing</b>	<b>1912</b>	<b>2318</b>
Avg. Per Game	119.5	144.9
Total Rushes	452	521
<b>Net Yards Passing</b>	<b>2833</b>	<b>2898</b>
Avg. Per Game	177.1	181.1
Sacked/Yards Lost	43/285	36/232
Gross Yards	3,118	3,130
Att./Comp./Pct.	439/238/54.2	402/233/58.0
Had Intercepted	18	16
<b>Punts/Average</b>	<b>67/42.8</b>	<b>63/43.6</b>
<b>Penalties/Yards</b>	<b>96/883</b>	<b>96/834</b>
<b>Fumbles/Lost</b>	<b>25/14</b>	<b>28/11</b>
<b>Touchdowns</b>	<b>31</b>	<b>50</b>
Rushing	13	20
Passing	16	29
Returns	2	1

## SCORE BY PERIOD

	Q1	Q2	Q3	Q4	OT	Pts.
Team	27	81	65	95	0	268
Opponents	88	113	79	116	0	396

## SCORING

	TD	R	P	R	PAT	FG	S	Pts.
Del Greco	0	0	0	0	31/31	17/27	0	82
Johnson	5	5	0	0	0/0	0/0	0	30
Green	4	0	4	0	0/0	0/0	0	24
Jones	4	0	4	0	0/0	0/0	0	24
Proehl	4	0	4	0	0/0	0/0	0	24
Thompson	4	0	4	0	0/0	0/0	0	24
Rosenbach	3	3	0	0	0/0	0/0	0	18
Flagler	2	1	1	0	0/0	0/0	0	12
J.T. Smith	2	0	2	0	0/0	0/0	0	12
Turner	2	0	0	2	0/0	0/0	0	12
Sharpe	1	0	1	0	0/0	0/0	0	6
<b>Team</b>	<b>31</b>	<b>13</b>	<b>16</b>	<b>2</b>	<b>31/31</b>	<b>17/27</b>	<b>0</b>	<b>268</b>
<b>Opponents</b>	<b>50</b>	<b>20</b>	<b>29</b>	<b>1</b>	<b>48/50</b>	<b>16/20</b>	<b>0</b>	<b>396</b>

## PASSING

	Att.	Comp.	Yds.	Comp. %	Yds./Att.	TD	TD%	Int.	Int. %	Long	Sack/Lost	Rating
Rosenbach	437	237	3,098	54.2	7.09	16	3.7	17	3.9	68t	43/285	72.8
Green	1	1	20	100.0	20.00	0	0.0	0	0.0	20	0/0	118.8
Johnson	1	0	0	0.0	0.00	0	0.0	1	100.0	0	0/0	0.0
<b>Team</b>	<b>439</b>	<b>238</b>	<b>3,118</b>	<b>54.2</b>	<b>7.10</b>	<b>16</b>	<b>3.6</b>	<b>18</b>	<b>4.1</b>	<b>68t</b>	<b>43/285</b>	<b>71.9</b>
<b>Opponents</b>	<b>402</b>	<b>233</b>	<b>3,130</b>	<b>58.0</b>	<b>7.79</b>	<b>29</b>	<b>7.2</b>	<b>16</b>	<b>4.0</b>	<b>67t</b>	<b>36/232</b>	<b>90.3</b>

## SACKS

Harvey 10.0, Nunn 9.0, Saddler 4.0, Bell 3.0, Jax 3.0, Wahler 2.5, Hill 1.5, Hairston 1.0, Mack 1.0, Osborne 1.0.

Team 36.0, Opponents 43.0

## RUSHING

	No.	Yds.	Avg.	Long	TD
Johnson	234	926	4.0	41	5
Rosenbach	86	470	5.5	25	3
Thompson	106	390	3.7	40	4
Flagler	13	85	6.5	29t	1
Jones	4	33	8.3	15	0
Sikahema	3	8	2.7	4	0
Proehl	1	4	4.0	4	0
J.T. Smith	1	4	4.0	4	0
Wolfley	2	3	1.5	2	0
Tupa	1	0	0.0	0	0
Camarillo	1	-11	-11.0	-11	0
<b>Team</b>	<b>452</b>	<b>1,912</b>	<b>4.2</b>	<b>41</b>	<b>13</b>
<b>Opponents</b>	<b>521</b>	<b>2,318</b>	<b>4.4</b>	<b>43</b>	<b>20</b>

## RECEIVING

	No.	Yds.	Avg.	Long	TD
Proehl	56	802	14.3	45t	4
Green	53	797	15.0	54	4
Jones	43	724	16.8	68t	4
Johnson	25	241	9.6	35	0
J.T. Smith	18	225	12.5	45t	2
Reeves	18	126	7.0	16	0
Flagler	13	130	10.0	21	1
Sikahema	7	51	7.3	13	0
Thompson	2	11	5.5	6	0
Jordan	2	10	5.0	6	0
Sharpe	1	1	1.0	1t	1
<b>Team</b>	<b>238</b>	<b>3,118</b>	<b>13.1</b>	<b>68t</b>	<b>16</b>
<b>Opponents</b>	<b>233</b>	<b>3,130</b>	<b>13.4</b>	<b>67t</b>	<b>29</b>

## INTERCEPTIONS

	No.	Yds.	Avg.	Long	TD
McDonald	4	63	15.8	38	0
Taylor	3	50	16.7	34	0
Mack	2	53	26.5	39	0
Young	2	8	4.0	5	0
Jax	2	5	2.5	4	0
Turner	1	70	70.0	47t	2
Zordich	1	25	25.0	25	0
Bell	1	0	0.0	0	0
<b>Team</b>	<b>16</b>	<b>274</b>	<b>17.1</b>	<b>47t</b>	<b>2</b>
<b>Opponents</b>	<b>18</b>	<b>201</b>	<b>11.2</b>	<b>57t</b>	<b>1</b>

## PUNT RETURNS

	Ret.	FC	Yds.	Avg.	Long	TD
Sikahema	36	6	306	8.5	20	0
J.T. Smith	3	0	34	11.3	16	0
Proehl	1	1	2	2.0	2	0
<b>Team</b>	<b>40</b>	<b>7</b>	<b>342</b>	<b>8.6</b>	<b>20</b>	<b>0</b>
<b>Opponents</b>	<b>41</b>	<b>11</b>	<b>258</b>	<b>6.3</b>	<b>27</b>	<b>0</b>

## KICKOFF RETURNS

	No.	Yds.	Avg.	Long	TD
Sikahema	27	544	20.1	32	0
Centers	16	272	17.0	26	0
Flagler	10	167	16.7	27	0
Proehl	4	53	13.3	15	0
Jax	2	17	8.5	9	0
Green	1	15	15.0	15	0
<b>Team</b>	<b>60</b>	<b>1,068</b>	<b>17.8</b>	<b>32</b>	<b>0</b>
<b>Opponents</b>	<b>56</b>	<b>1,060</b>	<b>18.9</b>	<b>39</b>	<b>0</b>

## PUNTING

	No.	Yds.	Avg.	Net	TB	In20	Lg	Blk.
Camarillo	67	2,865	42.8	37.4	5	16	63	0
<b>Team</b>	<b>67</b>	<b>2,865</b>	<b>42.8</b>	<b>37.4</b>	<b>5</b>	<b>16</b>	<b>63</b>	<b>0</b>
<b>Opponents</b>	<b>63</b>	<b>2,747</b>	<b>43.6</b>	<b>36.3</b>	<b>6</b>	<b>16</b>	<b>60</b>	<b>0</b>

## FIELD GOALS

	1-19	20-29	30-39	40-49	50+	TD
Del Greco	1-1	4-4	7-10	3-6	2-6	
<b>Team</b>	<b>1-1</b>	<b>4-4</b>	<b>7-10</b>	<b>3-6</b>	<b>2-6</b>	
<b>Opponents</b>	<b>2-2</b>	<b>7-7</b>	<b>3-3</b>	<b>4-6</b>	<b>0-2</b>	

## USUAL STARTING LINEUP

Offense	Defense
WR.....J.T. Smith	LE: Freddie Joe Nunn
Ernie Jones	NG.....Jim Wahler
LT.....Luis Sharpe	RE.....Rod Saddler
LG.....Derek Kennard	LOLB....Anthony Bell
C.....Bill Lewis	LILB.....Garth Jax
RG.....Lance Smith	RILB.....Eric Hill
RT.....Tootie Robbins	ROLB....Ken Harvey
TE.....Walter Reeves	LCB.....Jay Taylor
WR.....Roy Green	RCB.....Cedric Mack
QB Timm Rosenbach	SS.....Timm McDonald
H-B.....Tim Jordan	FS.....Lonnie Young
RB...Johnny Johnson	P.....Rich Camarillo
K.....Al Del Greco	

## NOTES

Long-time Washington Redskin offensive line coach **Joe Bugel** named head coach ... team moves into 94,000-square-foot training facility in south Tempe, Arizona ... despite Cards' 5-11 mark, rookie RB **Johnny Johnson** earns Pro Bowl berth and second-year QB **Timm Rosenbach** takes all 1,001 snaps from center ... new WR **Ricky Proehl** catches 56 passes to become first rookie to lead Cards in receiving in 40 years ... franchise-record crowd of 71,233 sees Cards fall 31-21 to Chicago Bears on Oct. 28 ... WR **Roy Green** becomes club's franchise leader with career total of 522 pass receptions for 8,497 yards.

## FINAL NFC EAST STANDINGS

Team	W	L	T	Pct.	Pts.	OP
N.Y. Giants	13	3	0	.813	335	211
Philadelphia*	10	6	0	.625	396	299
Washington*	10	6	0	.625	381	301
Dallas	7	9	0	.438	244	308
Phoenix	5	11	0	.313	268	396

\*Wild-card playoff qualifiers





## 1991 (4-12)

### HEAD COACH JOE BUGEL

Sept. 1	At L.A. Rams	W	24-14	47,069
Sept. 8	At Philadelphia	W	26-10	63,818
Sept. 15	At Washington	L	0-34	54,662
Sept. 22	Dallas	L	9-17	<b>68,814</b>
Sept. 29	New England	W	24-10	<b>26,043</b>
Oct. 6	At N.Y. Giants	L	9-20	75,891
Oct. 13	At Minnesota	L	7-34	51,209
Oct. 20	Atlanta	W	16-10	<b>29,804</b>
Oct. 27	Minnesota	L	0-28	<b>45,447</b>
Nov. 3	At Dallas	L	7-27	61,190
Nov. 10	N.Y. Giants	L	14-21	<b>50,048</b>
Nov. 17	At San Francisco	L	10-14	50,180
Nov. 24	Philadelphia	L	14-34	<b>32,568</b>
Dec. 1	Open Date			
Dec. 8	Washington	L	14-20	<b>48,373</b>
Dec. 15	At Denver	L	19-24	74,098
Dec. 22	New Orleans	L	3-27	<b>30,928</b>

196-344  
Home: 2-6 (332,025). Away 2-6 (478,117).

### TEAM STATISTICS

	Cards	Opp.
<b>Total First Downs</b> .....	<b>237</b>	<b>301</b>
Rushing	73	132
Passing	143	156
Penalty	21	13
<b>Total Net Yards</b> .....	<b>3962</b>	<b>5052</b>
Avg. Per Game	247.6	315.8
Total Plays	926	965
Avg. Per Play	4.3	5.2
<b>Net Yards Rushing</b> .....	<b>1295</b>	<b>2136</b>
Avg. Per Game	80.9	133.5
Total Rushes	391	493
<b>Net Yards Passing</b> .....	<b>2667</b>	<b>2916</b>
Avg. Per Game	166.7	182.3
Sacked/Yards Lost	43/372	25/153
Gross Yards	3,039	3,069
Att./Comp./Pct.	492/254/51.6447/268/60.0	
Had Intercepted	25	17
<b>Punts/Average</b> .....	<b>77/44.7</b>	<b>71/45.2</b>
<b>Penalties/Yards</b> .....	<b>78/661</b>	<b>94/734</b>
<b>Fumbles/Lost</b> .....	<b>31/14</b>	<b>37/21</b>
<b>Touchdowns</b> .....	<b>19</b>	<b>43</b>
Rushing	6	27
Passing	10	12
Returns	3	4

### SCORE BY PERIOD

	Q1	Q2	Q3	Q4	OT	Pts.
Team	43	68	32	53	0	196
Opponents	93	87	84	80	0	344

### SCORING

	TD	R	P	R	PAT	FG	S	Pts.
G. Davis	0	0	0	0	19/19	21/30	0	82
Johnson	6	4	2	0	0/0	0/0	0	36
E. Jones	4	0	4	0	0/0	0/0	0	24
Proehl	2	0	2	0	0/0	0/0	0	12
E. Hill	0	0	0	1	0/0	0/0	0	6
R. Hill	1	0	1	0	0/0	0/0	0	6
Lynch	0	0	0	1	0/0	0/0	0	6
Saddler	0	0	0	1	0/0	0/0	0	6
Thompson	1	1	0	0	0/0	0/0	0	6
Tupa	1	1	0	0	0/0	0/0	0	6
W. Williams	1	0	1	0	0/0	0/0	0	6
<b>Team</b>	<b>16</b>	<b>6</b>	<b>10</b>	<b>3</b>	<b>19/19</b>	<b>21/30</b>	<b>0</b>	<b>196</b>
<b>Opponents</b>	<b>39</b>	<b>27</b>	<b>12</b>	<b>4</b>	<b>41/43</b>	<b>15/23</b>	<b>0</b>	<b>344</b>

### PASSING

	Att.	Comp.	Yds.	Comp. %	Yds./Att.	TD	TD%	Int.	Int. %	Long	Sack/Lost	Rating
Tupa	315	165	2,053	52.3	6.5	6	1.9	13	4.1	62	25/200	62.0
Gelbaugh	118	61	674	51.6	5.7	3	2.5	10	8.4	34+	9/90	42.1
Chandler	50	25	289	50.0	5.7	1	2.0	2	4.0	45+	7/58	57.8
Kupp	7	3	23	42.9	3.2	0	0.0	0	0.0	11	2/23	51.5
Thompson	1	0	0	0.0	0.0	0	0.0	0	0.0	0	0/0	39.6
<b>Team</b>	<b>491</b>	<b>254</b>	<b>3,039</b>	<b>51.6</b>	<b>6.1</b>	<b>10</b>	<b>2.0</b>	<b>25</b>	<b>5.0</b>	<b>62</b>	<b>43/372</b>	<b>56.4</b>
<b>Opponent</b>	<b>447</b>	<b>268</b>	<b>3,069</b>	<b>60.0</b>	<b>6.8</b>	<b>12</b>	<b>2.7</b>	<b>17</b>	<b>3.8</b>	<b>43</b>	<b>25/153</b>	<b>73.8</b>

### SACKS

Harvey 9, Nunn 7, Swann 4, Faulkner 2, Braxton 1, E.Hill 1, Wahler 1.

Team 25, Opponents 43

### RUSHING

	No.	Yds.	Avg.	Long	TD
Johnson	196	666	3.4	21	4
Thompson	126	376	3.0	22	1
Chandler	26	111	4.3	12	0
Chandler(Phx)	8	32	4.0	12	0
Tupa	28	97	3.5	17	1
Centers	14	44	3.1	8	0
E. Jones	5	24	4.8	9	0
Gelbaugh	9	23	2.6	13	0
Proehl	3	21	7.0	17	0
Flagler	1	7	7.0	7	0
Kupp	1	5	5.0	5	0
<b>Team</b>	<b>391</b>	<b>1,295</b>	<b>3.3</b>	<b>22</b>	<b>6</b>
<b>Opponents</b>	<b>493</b>	<b>2,136</b>	<b>4.3</b>	<b>60t</b>	<b>27</b>

### RECEIVING

	No.	Yds.	Avg.	Long	TD
E. Jones	61	957	15.7	53	4
Proehl	55	766	13.9	62t	2
R. Hill	43	495	11.5	31t	1
Johnson	29	225	7.8	51t	2
Centers	19	176	9.3	23	0
Jordan	15	127	8.5	19	0
Jackson	8	108	13.5	30	0
Flagler	8	85	10.6	17	0
Reeves	8	45	5.6	13	0
Thompson	7	52	7.4	14	0
W.Williams	1	3	3.0	3t	1
<b>Team</b>	<b>254</b>	<b>3,039</b>	<b>12.0</b>	<b>62t</b>	<b>10</b>
<b>Opponents</b>	<b>268</b>	<b>3,069</b>	<b>11.5</b>	<b>43</b>	<b>12</b>

### INTERCEPTIONS

	No.	Yds.	Avg.	Long	TD
McDonald	4	63	15.8	38	0
A. Williams	6	60	10.0	32	0
McDonald	5	36	7.2	13	0
Lynch	3	59	19.7	35t	1
Zordich	1	27	27.0	27	0
Duerson	1	5	5.0	5	0
Fain (Cin-Phx.)	1	1	1.0	1	0
Fain (Phx.)	0	0	0	0	0
Patterson	1	0	0.0	0	0
<b>Team</b>	<b>17</b>	<b>187</b>	<b>11.0</b>	<b>35t</b>	<b>1</b>
<b>Opponents</b>	<b>25</b>	<b>399</b>	<b>16.0</b>	<b>79</b>	<b>1</b>

### PUNT RETURNS

	Ret.	FC	Yds.	Avg.	Long	TD
Jackson	31	3	244	7.9	19	0
Centers	5	2	30	6.0	12	0
Proehl	4	0	26	6.5	14	0
Edwards	1	1	7	7.0	7	0
<b>Team</b>	<b>41</b>	<b>6</b>	<b>307</b>	<b>7.5</b>	<b>19</b>	<b>0</b>
<b>Opponents</b>	<b>48</b>	<b>12</b>	<b>313</b>	<b>6.5</b>	<b>24</b>	<b>0</b>

### KICKOFF RETURNS

	No.	Yds.	Avg.	Long	TD
Centers	16	330	20.6	39	0
Edwards	13	261	20.1	36	0
Flagler	12	208	17.3	32	0
R. Hill(Miami)	9	146	16.2	33	0
R. Hill (Phx.)	8	113	14.1	25	0
Jackson	2	41	20.5	21	0
Lomack	1	19	19.0	19	0
<b>Team</b>	<b>52</b>	<b>972</b>	<b>18.7</b>	<b>39</b>	<b>0</b>
<b>Opponents</b>	<b>42</b>	<b>958</b>	<b>22.8</b>	<b>99t</b>	<b>1</b>

### PUNTING

	No.	Yds.	Avg.	Net	TB	In20	Lg	Blk.
Camarillo	76	3,445	45.3	38.9	7	19	60	1
<b>Team</b>	<b>77</b>	<b>3,445</b>	<b>44.7</b>	<b>38.9</b>	<b>7</b>	<b>19</b>	<b>60</b>	<b>1</b>
<b>Opponents</b>	<b>71</b>	<b>3,207</b>	<b>45.2</b>	<b>37.7</b>	<b>11</b>	<b>24</b>	<b>65</b>	<b>0</b>

### FIELD GOALS

	1-19	20-29	30-39	40-49	50+
G. Davis	0-0	6-6	7-7	5-10	3-7
<b>Team</b>	<b>0-0</b>	<b>6-6</b>	<b>7-7</b>	<b>5-10</b>	<b>3-7</b>
<b>Opponents</b>	<b>1-1</b>	<b>6-6</b>	<b>3-4</b>	<b>5-11</b>	<b>0-1</b>

### USUAL STARTING LINEUP

Offense	Defense
WR.....Ernie Jones	LE.....Jeff Faulkner
LT.....Luis Sharpe	NG.....Jim Wahler
LG.....Joe Wolf	RE.....Craig Patterson
.....Vernice Smith	LOLB.....Freddie Joe Nunn
C.....Bill Lewis	LILB.....Garth Jax
RG.....Lance Smith	RILB.....Eric Hill
RT.....Tootie Robbins	ROLB.....Ken Harvey
TE.....Walter Reeves	LCB.....Aeneas Williams
WR.....Ricky Proehl	.....Lorenzo Lynch
QB.....Tom Tupa	RCB.....Lorenzo Lynch
H-B.....Tim Jordan	.....Aeneas Williams
RB.....Johnny Johnson	SS.....Tim McDonald
K.....Greg Davis	FS.....Michael Zordich
	P.....Rich Camarillo

### NOTES

Encouragement from 4-0 preseason record and 2-0 start to regular season quickly dissipates as Cards drop 12 of next 14 games to finish 4-12, the most losses in franchise history ... QB **Tim Rosenbach** suffers ruptured anterior cruciate ligament in right knee in non-contact drill during evening practice Aug. 21 and misses season after reconstructive surgery ... Cards gamble in first round of NFL Draft by selecting DT **Eric Swann** despite no college playing experience ... little-known Southern University walk-on CB **Aeneas Williams**, picked in third round, starts 15 of 16 games and his six interceptions share NFC lead, making him the first rookie cornerback to achieve the feat since the Cowboys' **Everson Walls** (11) in 1991 ... LB **Eric Hill** returns a fumble 85 yards for a touchdown in season-opener at L.A. Rams Sept. 1, one of a team-record five Card fumble recoveries.

### FINAL NFC EAST STANDINGS

Team	W	L	T	Pct.	Pts.	OP
Washington#	14	2	0	.875	485	224
Dallas*	11	5	0	.688	342	310
Philadelphia	10	6	0	.625	285	244
N.Y. Giants	8	8	0	.500	281	297
Phoenix	4	12	0	.250	196	344

#Top NFC playoff seed

\*Wild-card playoff qualifiers



## 1992 (4-12)

### HEAD COACH JOE BUGEL

Sept. 6	At Tampa Bay	L	7-23	41,315
Sept. 13	Philadelphia	L	14-31	42,533
Sept. 20	At Dallas	L	20-31	62,575
Sept. 27	Open Date			
Oct. 4	Washington	W	27-24	34,488
Oct. 11	At N.Y. Giants	L	21-31	70,042
Oct. 18	New Orleans	L	21-30	27,735
Oct. 25	At Phila.	L	3-7	64,676
Nov. 1	San Francisco	W	24-14	47,642
Nov. 8	At L.A. Rams	W	20-14	40,788
Nov. 15	At Atlanta	L	17-20	58,477
Nov. 22	Dallas	L	10-16	72,439
Nov. 29	At Washington	L	3-41	53,541
Dec. 6	San Diego	L	21-27	26,880
Dec. 12	N.Y. Giants	W	19-0	28,452
Dec. 20	At Indy	L	13-16	46,763
Dec. 27	Tampa Bay	L	3-7	29,645

243-332

Home: 3-5 (309,814). Away: 1-7 (438,177).

## TEAM STATISTICS

	Cards	Opp.
<b>Total First Downs</b> .....	<b>277</b>	<b>281</b>
Rushing	88	101
Passing	161	163
Penalty	28	17
<b>Total Net Yards</b> .....	<b>4577</b>	<b>5126</b>
Avg. Per Game	286.1	320.4
Total Plays	948	915
Avg. Per Play	4.8	5.6
<b>Net Yards Rushing</b> .....	<b>1491</b>	<b>1635</b>
Avg. Per Game	93.2	102.2
Total Rushes	395	436
<b>Net Yards Passing</b> .....	<b>3086</b>	<b>3491</b>
Avg. Per Game	192.9	218.2
Sacked/Yards Lost	36/258	27/196
Gross Yards	3,344	3,687
Att./Comp./Pct.	517/298/57.6	452/276/61.1
Had Intercepted	24	16
<b>Punts/Average</b> .....	<b>58/42.8</b>	<b>62/42.8</b>
<b>Penalties/Yards</b> .....	<b>85/722</b>	<b>101/826</b>
<b>Fumbles/Lost</b> .....	<b>26/18</b>	<b>25/12</b>
<b>Touchdowns</b> .....	<b>29</b>	<b>40</b>
Rushing	11	13
Passing	15	24
Returns	3	3

## SCORE BY PERIOD

	Q1	Q2	Q3	Q4	OT	Pts.
Team	58	70	43	72	0	243
Opponents	62	108	88	74	0	332

## SCORING

	TD	R	P	R	PAT	FG	S	Pts.
G. Davis	0	0	0	0	28/28	13/26	0	67
Johnson	6	6	0	0	0/0	0/0	0	36
E. Jones	4	0	4	0	0/0	0/0	0	24
R. Hill	3	0	3	0	0/0	0/0	0	18
Massey	3	0	0	3	0/0	0/0	0	18
Proehl	3	0	3	0	0/0	0/0	0	18
Bailey	2	1	1	0	0/0	0/0	0	12
Brown	2	2	0	0	0/0	0/0	0	12
Centers	2	0	2	0	0/0	0/0	0	12
Chandler	1	1	0	0	0/0	0/0	0	6
Edwards	1	0	1	0	0/0	0/0	0	6
Jackson	1	0	1	0	0/0	0/0	0	6
Thompson	1	1	0	0	0/0	0/0	0	6
Swann	0	0	0	0	0/0	0/0	1	2

## PASSING

	Att.	Comp.	Yds.	Comp. %	Yds./Att.	TD	TD%	Int.	Int. %	Long	Sack/Lost	Rating
Chandler	413	245	2,832	59.3	6.86	15	3.6	15	3.6	72t	29/226	77.1
Rosenbach	92	49	483	53.3	5.25	0	0.0	6	6.5	45	7/32	41.2
Sacca	11	4	29	36.4	2.64	0	0.0	2	18.2	16	0/0	5.3
Proehl	1	0	0	0.0	0.00	0	0.0	1	100.0	0	0/0	0.0
<b>Team</b>	<b>517</b>	<b>298</b>	<b>3,344</b>	<b>57.6</b>	<b>6.47</b>	<b>15</b>	<b>2.9</b>	<b>24</b>	<b>4.6</b>	<b>72t</b>	<b>36/258</b>	<b>67.4</b>
<b>Opponents</b>	<b>452</b>	<b>276</b>	<b>3,687</b>	<b>61.1</b>	<b>8.16</b>	<b>24</b>	<b>5.3</b>	<b>16</b>	<b>3.5</b>	<b>87t</b>	<b>27/196</b>	<b>89.9</b>

## SCORING (CONT.)

	TD	R	P	R	PAT	FG	S	Pts.
Camarillo	0	0	0	0	0/1	0/0	0	0
<b>Team</b>	<b>29</b>	<b>11</b>	<b>15</b>	<b>3</b>	<b>28/29</b>	<b>13/26</b>	<b>1</b>	<b>243</b>
<b>Opponents</b>	<b>40</b>	<b>13</b>	<b>24</b>	<b>3</b>	<b>38/40</b>	<b>18/28</b>	<b>0</b>	<b>332</b>

## SACKS

Harvey, 6.0; M. Jones, 6.0; Nunn, 4.0; Bankston, 2.0; R. Davis 2.0; Rucket 2.0; Swann 2.0; Hyche 1.0; J.Jones 1.0; Faulkner 0.5; McDonald 0.5.  
**Team 27.0, Opponents 36.0**

## RUSHING

	No.	Yds.	Avg.	Long	TD
Johnson	178	734	4.1	42t	6
Bailey	52	233	4.5	15	1
Brown	68	194	2.9	13	2
Chandler	36	149	4.1	18	1
Centers	37	139	3.8	28	0
Proehl	3	23	7.7	10	0
Rosenbach	9	11	1.2	10	0
Thompson	8	8	1.0	6	1
R. Hill	1	4	4.0	4	0
Blount	1	-1	-1.0	-1	0
E. Jones	2	-3	-1.5	1	0
<b>Team</b>	<b>395</b>	<b>1,491</b>	<b>3.8</b>	<b>42t</b>	<b>11</b>
<b>Opponents</b>	<b>436</b>	<b>1,635</b>	<b>3.8</b>	<b>63t</b>	<b>13</b>

## RECEIVING

	No.	Yds.	Avg.	Long	TD
Proehl	60	774	12.4	63t	3
R. Hill	58	861	14.8	49	3
Centers	50	417	8.3	26	2
E. Jones	38	559	14.7	72t	4
Bailey	33	331	10.0	34	1
Edwards	14	147	10.5	25t	1
Johnson	14	103	7.4	26	0
Rolle	13	64	4.9	12	0
Brown	7	54	7.7	18	0
Reeves	6	28	4.7	12	0
Blount	3	18	6.0	18	0
Ware	1	13	13.0	13	0
Jackson	1	5	5.0	5t	1
<b>Team</b>	<b>298</b>	<b>3,344</b>	<b>11.2</b>	<b>72t</b>	<b>15</b>
<b>Opponents</b>	<b>276</b>	<b>3,687</b>	<b>13.4</b>	<b>87t</b>	<b>24</b>

## INTERCEPTIONS

	No.	Yds.	Avg.	Long	TD
Massey	5	147	29.4	46t	3
Zordich	3	37	12.3	23	0
A. Williams	3	25	8.3	23	0
McDonald	2	35	17.5	20	0
D. Davis	2	27	13.5	27	0
J. Jones	1	27	27.0	27	0
<b>Team</b>	<b>16</b>	<b>298</b>	<b>18.6</b>	<b>46t</b>	<b>3</b>
<b>Opponents</b>	<b>24</b>	<b>279</b>	<b>11.6</b>	<b>65</b>	<b>1</b>

## PUNT RETURNS

	Ret.	FC	Yds.	Avg.	Long	TD
Bailey	20	8	263	13.2	65	0
Blount	13	4	101	7.8	16	0
<b>Team</b>	<b>33</b>	<b>12</b>	<b>364</b>	<b>11.0</b>	<b>65</b>	<b>0</b>
<b>Opponents</b>	<b>22</b>	<b>11</b>	<b>141</b>	<b>6.4</b>	<b>26</b>	<b>0</b>

## KICKOFF RETURNS

	No.	Yds.	Avg.	Long	TD
Bailey	28	690	24.6	63	0
Blount	11	251	22.8	52	0
Edwards	8	143	17.9	24	0
Jackson	1	17	17.0	17	0
Rolle	1	10	10.0	10	0
L. Smith	2	16	8.0	13	0
<b>Team</b>	<b>51</b>	<b>1,127</b>	<b>22.1</b>	<b>63</b>	<b>0</b>
<b>Opponents</b>	<b>42</b>	<b>767</b>	<b>18.3</b>	<b>43</b>	<b>0</b>

## PUNTING

	No.	Yds.	Avg.	Net	TB	In20	Lg	Blk.
Camarillo	54	2,317	42.9	39.6	2	23	73	0
G. Davis	4	167	41.8	36.8	1	0	52	0
<b>Team</b>	<b>58</b>	<b>2,484</b>	<b>42.8</b>	<b>39.4</b>	<b>3</b>	<b>23</b>	<b>73</b>	<b>0</b>
<b>Opponents</b>	<b>62</b>	<b>2,656</b>	<b>42.8</b>	<b>34.7</b>	<b>7</b>	<b>13</b>	<b>62</b>	<b>0</b>

## FIELD GOALS

	1-19	20-29	30-39	40-49	50+
G. Davis	0-0	6-10	3-4	4-9	0-3
<b>Team</b>	<b>0-0</b>	<b>6-10</b>	<b>3-4</b>	<b>4-9</b>	<b>0-3</b>
<b>Opponents</b>	<b>1-1</b>	<b>6-6</b>	<b>5-9</b>	<b>4-9</b>	<b>2-3</b>

## USUAL STARTING LINEUP

Offense	Defense
WR.....Randal Hill	LE.....Jeff Faulkner
	Ernie Jones
LT.....Luis Sharpe	DT.....Jim Wahler
LG.....Mark May	Michael Bankston
C.....Danny Villa	DT.....Mike Jones
	Bill Lewis
RG.....Lance Smith	RE.....Freddie Joe Nunn
RT.....Rick Cunningham	Reuben Davis
	Danny Villa
TE.....Walter Reeves	ILB.....Tyronne Stowe
WR.....Ricky Proehl	ILB.....Eric Hill
	OLB.....Ken Harvey
QB.....Timm Rosenbach	LB/DB.....Lorenzo Lynch
	Chris Chandler
H-B.....Butch Rolle	LCB.....Robert Massey
RB.....Johnny Johnson	RCB.....Aeneas Williams
	Ivory Lee Brown
	SS.....Tim McDonald
	FS.....Michael Zordich
K.....Greg Davis	P.....Rich Camarillo

## NOTES

Despite considerable improvement on both offense and defense, Cards lose six games by six points or less to post a second consecutive 4-12 season ... defense allows fewest rushing yards (1,635) in 24 seasons (1,558, 1968) and fewest points (332) since 1978 (296) ... CB **Robert Massey** becomes 17th player in NFL history to return two interceptions for touchdowns in one game (31 and 41 yards in fourth quarter Oct. 4 vs. Washington) ... Pro Bowl P **Rich Camarillo** narrowly misses becoming the first player in NFL history to achieve a 40-yard net punting average with a 39.6-yard net mark.

## FINAL NFC EAST STANDINGS

Team	W	L	T	Pct.	Pts.	OP
Dallas*	13	3	0	.813	409	243
Philadelphia*	11	5	0	.688	354	245
Washington*	9	7	0	.563	300	255
N.Y. Giants	6	10	0	.375	306	367
Phoenix	4	12	0	.250	243	332

\*Wild-card playoff qualifiers



**1993 (7-9)**

**HEAD COACH JOE BUGEL**

Sept. 5	At Philadelphia	L	17-23	59,831
Sept. 12	At Washington	W	17-10	53,525
<b>Sept. 19</b>	<b>Dallas</b>	<b>L</b>	<b>10-17</b>	<b>73,025</b>
Sept. 26	At Detroit	L	20-26	57,180
Oct. 3	Open Date			
<b>Oct. 10</b>	<b>New England</b>	<b>L</b>	<b>21-23</b>	<b>36,115</b>
<b>Oct. 17</b>	<b>Washington</b>	<b>W</b>	<b>36-6</b>	<b>48,143</b>
Oct. 24	At San Francisco	L	14-28	62,020
<b>Oct. 31</b>	<b>New Orleans</b>	<b>L</b>	<b>17-20</b>	<b>36,778</b>
<b>Nov. 7</b>	<b>Philadelphia</b>	<b>W</b>	<b>16-3</b>	<b>41,634</b>
Nov. 14	At Dallas	L	15-20	64,224
Nov. 21	Open Date			
Nov. 28	At N.Y. Giants	L	17-19	59,979
<b>Dec. 5</b>	<b>L.A. Rams</b>	<b>W</b>	<b>38-10</b>	<b>33,964</b>
<b>Dec. 12</b>	<b>Detroit</b>	<b>L</b>	<b>14-21</b>	<b>39,393</b>
Dec. 19	At Seattle	W	30-27 (OT)	45,737
<b>Dec. 26</b>	<b>N.Y. Giants</b>	<b>W</b>	<b>17-6</b>	<b>53,414</b>
Jan. 2	At Atlanta	W	27-10	44,360
			326-269	
Home:	4-4 (362,466)	Away:	3-5 (446,856)	

**TEAM STATISTICS**

	Cards	Opp.
<b>Total First Downs</b> .....	<b>295</b>	<b>278</b>
Rushing	107	106
Passing	173	158
Penalty	15	14
<b>Total Net Yards</b> .....	<b>5213</b>	<b>5167</b>
Avg. Per Game	325.8	322.9
Total Plays	1,007	962
Avg. Per Play	5.2	5.4
<b>Net Yards Rushing</b> .....	<b>1809</b>	<b>1861</b>
Avg. Per Game	113.1	116.3
Total Rushes	452	433
<b>Net Yards Passing</b> .....	<b>3404</b>	<b>3306</b>
Avg. Per Game	212.8	206.6
Sacked/Yards Lost	33/231	34/205
Gross Yards	3,635	3,511
Att./Comp./Pct.	522/310/59.4	495/281/56.8
Had Intercepted	20	9
<b>Punts/Average</b> .....	<b>73/43.7</b>	<b>78/42.7</b>
<b>Penalties/Yards</b> .....	<b>77/644</b>	<b>95/730</b>
<b>Fumbles/Lost</b> .....	<b>23/11</b>	<b>27/17</b>
<b>Touchdowns</b> .....	<b>37</b>	<b>27</b>
Rushing	12	13
Passing	21	14
Returns	4	0

**SCORE BY PERIOD**

	Q1	Q2	Q3	Q4	OT	Pts.
Team	54	98	79	92	3	326
Opponents	58	84	53	74	0	269

**Scoring**

	TD	R	P	R	PAT	FG	S	Pts.
G. Davis	0	0	0	0	37/37	21/28	0	100
Moore	9	9	0	0	0/0	0/0	0	54
Proehl	7	0	7	0	0/0	0/0	0	42
Clark	4	0	4	0	0/0	0/0	0	24
R. Hill	4	0	4	0	0/0	0/0	0	24
Centers	3	0	3	0	0/0	0/0	0	18
Bailey	2	1	0	1	0/0	0/0	0	12
Williams	2	0	0	2	0/0	0/0	0	12
Blount	1	1	0	0	0/0	0/0	0	6
Edwards	1	0	1	0	0/0	0/0	0	6
Hearst	1	1	0	0	0/0	0/0	0	6
Lynch	1	0	0	1	0/0	0/0	0	6
Reeves	1	0	1	0	0/0	0/0	0	6
Rolle	1	0	1	0	0/0	0/0	0	6
Swann	0	0	0	0	0/0	0/0	1	2
<b>Team</b>	<b>37</b>	<b>12</b>	<b>21</b>	<b>4</b>	<b>37/37</b>	<b>21/28</b>	<b>2</b>	<b>326</b>
<b>Opponents</b>	<b>27</b>	<b>13</b>	<b>14</b>	<b>0</b>	<b>27/27</b>	<b>26/35</b>	<b>1</b>	<b>269</b>

**PASSING**

	Att.	Comp.	Yds.	Comp. %	Yds./Att.	TD	TD%	Int.	Int. %	Long	Sack/Lost	Rating
Beuerlein	418	258	3,164	61.7	7.57	18	4.3	17	4.1	65t	29/206	82.5
Chandler	103	52	471	50.5	4.57	3	2.9	2	1.9	27t	4/25	64.8
Hearst	1	0	0	0.0	0.00	0	0.0	1	100.0	0	0/0	0.0
<b>Team</b>	<b>522</b>	<b>310</b>	<b>3,635</b>	<b>59.4</b>	<b>6.96</b>	<b>21</b>	<b>4.0</b>	<b>20</b>	<b>3.8</b>	<b>65t</b>	<b>33/231</b>	<b>78.0</b>
<b>Opponents</b>	<b>495</b>	<b>281</b>	<b>3,511</b>	<b>56.8</b>	<b>7.09</b>	<b>14</b>	<b>2.8</b>	<b>9</b>	<b>1.8</b>	<b>86</b>	<b>34/205</b>	<b>80.8</b>

**SACKS**

Harvey 9.5, Nunn 6.5, Swann 3.5, Bankston 3, Booty 3, M. Jones 3, Stowe 1.5, R. Davis 1, E. Hill 1, Lynch 1, Oldham 1.

**Team 34.0, Opponents 33.0**

**RUSHING**

	No.	Yds.	Avg.	Long	TD
Moore	263	1,018	3.9	20	9
Hearst	76	264	3.5	57	1
Bailey	49	253	5.2	31	1
Centers	25	152	6.1	33	0
Proehl	8	47	5.9	17	0
Beuerlein	22	45	2.0	20	0
Blount	5	28	5.6	7	1
Chandler	3	2	0.7	1	0
Camarillo	1	0	0.0	0	0
<b>Team</b>	<b>452</b>	<b>1,809</b>	<b>4.0</b>	<b>57</b>	<b>12</b>
<b>Opponents</b>	<b>433</b>	<b>1,861</b>	<b>4.3</b>	<b>48</b>	<b>13</b>

**RECEIVING**

	No.	Yds.	Avg.	Long	TD
Centers	66	603	9.1	29	3
Proehl	65	877	13.5	51t	7
Clark	63	818	13.0	55	4
R. Hill	35	519	14.8	58t	4
Bailey	32	243	7.6	30	0
Edwards	13	326	25.1	65t	1
Rolle	10	67	6.7	22	1
Reeves	9	67	7.4	18	1
Hearst	6	18	3.0	9	0
Blount	5	36	7.2	9	0
Ware	3	45	15.0	27	0
Moore	3	16	5.3	6	0
<b>Team</b>	<b>310</b>	<b>3,635</b>	<b>11.7</b>	<b>65t</b>	<b>21</b>
<b>Opponents</b>	<b>281</b>	<b>3,511</b>	<b>12.5</b>	<b>86</b>	<b>14</b>

**INTERCEPTIONS**

	No.	Yds.	Avg.	Long	TD
Lynch	3	13	4.3	13	0
Williams	2	87	43.5	46t	1
Booty	2	24	12.0	19	0
Oldham	1	0	0.0	0	0
Zordich	1	0	0.0	0	0
<b>Team</b>	<b>9</b>	<b>124</b>	<b>13.8</b>	<b>46t</b>	<b>1</b>
<b>Opponents</b>	<b>20</b>	<b>143</b>	<b>7.2</b>	<b>37</b>	<b>0</b>

**PUNT RETURNS**

	Ret.	FC	Yds.	Avg.	Long	TD
Bailey	35	5	282	8.1	58t	1
Blount	9	3	90	10.0	25	0
Edwards	3	3	12	4.0	11	0
<b>Team</b>	<b>47</b>	<b>11</b>	<b>384</b>	<b>8.2</b>	<b>58t</b>	<b>1</b>
<b>Opponents</b>	<b>30</b>	<b>19</b>	<b>267</b>	<b>8.9</b>	<b>33</b>	<b>0</b>

**KICKOFF RETURNS**

	No.	Yds.	Avg.	Long	TD
Bailey	31	699	22.5	48	0
Blount	8	163	20.4	27	0
Edwards	3	51	17.0	20	0
Lofton	1	18	18.0	18	0
Smith	1	11	11.0	11	0
Moore	1	9	9.0	9	0
<b>Team</b>	<b>45</b>	<b>951</b>	<b>21.1</b>	<b>48</b>	<b>0</b>
<b>Opponents</b>	<b>51</b>	<b>994</b>	<b>19.5</b>	<b>61</b>	<b>0</b>

**PUNTING**

	No.	Yds.	Avg.	Net	TB	In20	Lg	Blk.
Camarillo	73	3,189	43.7	37.8	8	23	61	0
<b>Team</b>	<b>73</b>	<b>3,189</b>	<b>43.7</b>	<b>37.8</b>	<b>8</b>	<b>23</b>	<b>61</b>	<b>0</b>
<b>Opponents</b>	<b>78</b>	<b>3,333</b>	<b>42.7</b>	<b>36.8</b>	<b>4</b>	<b>23</b>	<b>62</b>	<b>1</b>

**FIELD GOALS**

	1-19	20-29	30-39	40-49	50+
G. Davis	1-1	11-11	1-1	4-10	4-5
<b>Team</b>	<b>1-1</b>	<b>11-11</b>	<b>1-1</b>	<b>4-10</b>	<b>4-5</b>
<b>Opponents</b>	<b>1-1</b>	<b>11-12</b>	<b>7-10</b>	<b>6-9</b>	<b>1-3</b>

**USUAL STARTING LINEUP**

Offense	Defense
<b>WR</b> .....Gary Clark	<b>LE</b> ..Michael Bankston
	Randal Hill
<b>LT</b> .....Luis Sharpe	<b>LT</b> .....Eric Swann
<b>LG</b> .....Mark May	<b>RT</b> .....Keith Rucker
	Joe Wolf
<b>C</b> .....Ed Cunningham	Freddie Joe Nunn
<b>RG</b> .....Lance Smith	<b>ILB</b> .....Eric Hill
<b>RT</b> ..Rick Cunningham	<b>ILB</b> .....Tyronne Stowe
<b>TE</b> .....Walter Reeves	Ken Harvey
<b>WR</b> .....Ricky Proehl	<b>LCB</b> ..Aeneas Williams
<b>QB</b> .....Steve Beuerlein	<b>RCB</b> ...Robert Massey
<b>H-B</b> .....Larry Centers	<b>S</b> .....Dave Duerson
	Butch Rolle
<b>RB</b> .....Ronald Moore	<b>SS</b> .....John Booty
	Garrison Hearst
<b>K</b> .....Greg Davis	<b>FS</b> .....Chuck Cecil
	Lorenzo Lynch
	<b>P</b> .....Rich Camarillo

**NOTES**

A 5-3 record and three consecutive victories to finish season 7-9 are not enough to save Head Coach **Joe Bugel's** job ... rushing offense improves from 26th (1992) to sixth overall and scoring jumps from 24th to fourth ... defensively, six opponents held to 10 points or less, a Cardinal first since 1936 ... first-round draft pick RB **Garrison Hearst** suffers season-ending knee injury in sixth game ... Pittsburg (Kan.) State rookie RB **Ronald Moore** rushes for 1,018 yards and leads all NFL rookies with nine touchdowns ... Moore becomes only fifth rookie in NFL history to tally four rushing touchdowns in one game (vs. L.A. Rams, Dec. 5) ... franchise-record crowd of 73,025 sees Cards lose 17-10 to Dallas on Sept. 19 ... Cards snap 14-game losing streak at R.F.K. Stadium with a 17-10 victory Sept. 12, their first success at Washington since 1978.

**FINAL NFC EAST STANDINGS**

Team	W	L	T	Pct.	Pts.	OP
Dallas#	12	4	0	.750	376	229
N.Y. Giants*	11	5	0	.688	288	205
Philadelphia	8	8	0	.500	293	315
Phoenix	7	9	0	.438	326	269
Washington	4	12	0	.250	230	345

#Top NFC playoff seed

\*Wild-card playoff qualifier





## 1994 (8-8)

### HEAD COACH BUDDY RYAN

Sept. 4	At L.A. Rams	L	12-14	32,969
Sept. 11	N.Y. Giants	L	17-20	60,066
Sept. 18	At Cleveland	L	0-32	62,818
Sept. 25	Open Date			
Oct. 2	Minnesota	W	17-7	67,950
Oct. 9	At Dallas	L	3-38	64,518
Oct. 16	At Washington	W	19-16 (OT)	50,019
Oct. 23	Dallas	L	21-28	71,023
Oct. 30	Pittsburgh	W	20-17 (OT)	65,690
Nov. 6	At Phila.	L	7-17	64,952
Nov. 13	At N.Y. Giants	W	10-9	71,719
Nov. 20	Philadelphia	W	12-6	62,779
Nov. 27	Chicago	L	16-19 (OT)	65,922
Dec. 4	At Houston	W	30-12	39,821
Dec. 11	Washington	W	17-15	53,790
Dec. 18	Cincinnati	W	28-7	50,110
Dec. 24	At Atlanta	L	6-10	35,311
			235-267	

Home: 5-3 (497,330). Away: 3-5 (422,127).

### TEAM STATISTICS

	Cards	Opp.
Total First Downs	287	245
Rushing	90	71
Passing	169	144
Penalty	28	30
Total Net Yards	4607	4408
Avg. Per Game	287.9	275.5
Total Plays	1,052	909
Avg. Per Play	4.4	4.8
Net Yards Rushing	1560	1370
Avg. Per Game	97.5	85.6
Total Rushes	480	409
Net Yards Passing	3047	3038
Avg. Per Game	190.4	189.9
Sacked/Yards Lost	34/237	35/272
Gross Yards	3,284	3,310
Att./Comp./Pct.	538/287/53.3	465/234/50.3
Had Intercepted	19	23
Punts/Average	98/40.8	90/40.9
Penalties/Yards	128/1,090	108/800
Fumbles/Lost	25/10	28/13
Touchdowns	24	31
Rushing	12	7
Passing	11	19
Returns	1	5

### SCORE BY PERIOD

	Q1	Q2	Q3	Q4	OT	Pts.
Team	41	66	18	104	6	235
Opponents	74	83	62	45	3	267

### SCORING

	TD	R	P	R	PAT	FG	S	Pts.
Davis	0	0	0	0	17/17	20/26	0	77
Centers	7	5	2	0	0/0	0/0	0	42
Moore	5	4	1	0	0/0	0/0	0	32
Proehl	5	0	5	0	0/0	0/0	0	30
Peterson	0	0	0	0	4/4	2/4	0	10
Beuerlein	1	1	0	0	0/0	0/0	0	6
Clark	1	0	1	0	0/0	0/0	0	6
Hearst	1	1	0	0	0/0	0/0	0	6
McCants*	1	0	0	1	0/0	0/0	0	6
McCants**	1	0	0	1	0/0	0/0	0	6
Reeves	1	0	1	0	0/0	0/0	0	6
Ware**	1	0	1	0	0/0	0/0	0	6
Swann	0	0	0	0	0/0	0/0	1	2
Team	24	12	11	1	21/21	22/30	1	235
Opponents	31	7	19	5	28/29	15/24	3	267

\*NFL \*\*Cardinals  
2-Pt. Conversions: Moore.  
Team 1/ 3, Opponents 1/ 2

### PASSING

	Att.	Comp.	Yds.	Comp. %	Yds./Att.	TD	TD%	Int.	Int. %	Long	Sack/Lost	Rating
Beuerlein	255	130	1,545	51.0	6.06	5	2.0	9	3.5	63	20/129	61.6
Schroeder	238	133	1,510	55.9	6.34	4	1.7	7	2.9	48t	11/85	68.4
McMahon	43	23	219	53.5	5.09	1	2.3	3	7.0	33	3/23	46.6
Hearst	1	1	10	100.0	10.00	1	100.0	0	0.0	10t	0/0	147.9
Moore	1	0	0	0.0	0.00	0	0.0	0	0.0	0	0/0	39.6
Team	538	287	3,284	53.3	6.10	11	2.0	19	3.5	63	34/237	64.1
Opponents	465	234	3,310	50.3	7.12	19	4.1	23	4.9	85t	35/272	66.7

### SACKS

Swann 7, Bankston 7, Joyner 6, Simmons 6, Miller 3, E. Hill 1.5, Hoage 1, Marshall 1, McCants (NFL) 1, McCants (Cardinals) 1, Wilson (NFL) 1, Wilson (Cardinals) 1, Lynch 0.5.  
Team 35.0, Opponents 34.0

### RUSHING

	No.	Yds.	Avg.	Long	TD
Moore	232	780	3.4	24	4
Centers	115	336	2.9	17	5
Higgs (NFL)	62	195	3.1	21	0
Higgs (AZ)	43	127	3.0	16	0
Hearst	37	169	4.6	36	1
Schroeder	16	59	3.7	16	0
Beuerlein	22	39	1.8	19	1
McMahon	6	32	5.3	17	0
Levy	3	15	5.0	22	0
Feagles	2	8	4.0	12	0
Samuels	1	1	1.0	1	0
Reeves	1	-1	-1.0	-1	0
McAfee (AZ)	2	-5	-2.5	2t	1
Team	480	1,560	3.3	36	12
Opponents	409	1,370	3.3	26	7

### RECEIVING

	No.	Yds.	Avg.	Long	TD
Centers	77	647	8.4	36	2
Proehl	51	651	12.8	63	5
Clark	50	771	15.4	45	1
R.Hill	38	544	14.3	51	0
Ware	17	171	10.1	33	1
Reeves	14	202	14.4	33	1
Fann	12	96	8.0	16	0
Samuels	8	57	7.1	17	0
Moore	8	52	6.5	18	1
Hearst	6	49	8.2	29	0
Levy	4	35	8.8	15	0
Robinson	1	5	5.0	5	0
McAfee (AZ)	1	4	4.0	4	0
Team	287	3,284	11.4	63	11
Opponents	234	3,310	14.1	85t	19

### INTERCEPTIONS

	No.	Yds.	Avg.	Long	TD
A. Williams	9	89	9.9	43	0
J. Williams	4	48	12.0	29	0
Hoage	3	64	21.3	41	0
Joyner	3	2	0.7	2	0
Lynch	2	35	17.5	23	0
McCants (NFL)	1	46	46.0	46t	1
McCants (AZ)	1	46	46.0	46t	1
Swann	1	0	0.0	0	0
Marshall	0	13	0.0	13	0
Team	23	297	12.9	46t	1
Opponents	19	262	13.8	93t	3

### PUNT RETURNS

	Ret.	FC	Yds.	Avg.	Long	TD
Robinson	41	12	285	7.0	23	0
Reeves	1	1	1	1.0	1	0
Team	42	13	286	6.8	23	0
Opponents	40	22	270	6.8	16	0

### KICKOFF RETURNS

	No.	Yds.	Avg.	Long	TD
Levy	26	513	19.7	31	0
Robinson	12	231	19.3	33	0
McAfee	7	113	16.1	29	0
Heneseey	6	108	18.0	25	0
Reeves	3	83	27.7	53	0
Higgs (NFL)	2	25	12.5	17	0

### KICKOFF RETURNS (CONT.)

	No.	Yds.	Avg.	Long	TD
Higgs (AZ)	2	25	12.5	17	0
Samuels	1	6	6.0	6	0
Team	57	1,079	18.9	53	0
Opponents	53	1,214	22.9	87t	1

### PUNTING

	No.	Yds.	Avg.	Net	TB	In20	Lg	Blk.
Feagles	98	3,997	40.8	36.0	10	33	54	0
Team	98	3,997	40.8	36.0	10	33	54	0
Opponents	90	3,677	40.9	35.7	9	29	58	1

### FIELD GOALS

	1-19	20-29	30-39	40-49	50+
Davis	0-0	10-11	3-4	6-7	1-4
Peterson	0-0	1-1	1-1	0-2	0-0
Team	0-0	11-12	4-5	6-9	1-4
Opponents	1-1	5-6	8-10	0-5	1-2

### USUAL STARTING LINEUP

Offense	Defense
WR.....Randal Hill	LE Michael Bankston
LT.....Luis Sharpe	LT.....Eric Swann
	Ben Coleman
RT.....Bernard Wilson	RT.....Bernard Wilson
LG.....Ernest Dye	RE.....Clyde Simmons
C.....Ed Cunningham	LLB.....Seth Joyner
RG.....Ben Coleman	MLB.....Eric Hill
Anthony Redmon	RLB.....Wilber Marshall
RT Rick Cunningham	LCB Aeneas Williams
Joe Wolf	RCB James Williams
TE.....Derek Ware	SS.....Lorenzo Lynch
WR.....Ricky Proehl	FS.....Terry Hoage
QB.....Steve Beuerlein	P.....Jeff Feagles
Jay Schroeder	
FB.....Larry Centers	
RB.....Ronald Moore	
K.....Greg Davis	

### NOTES

Colorful **Buddy Ryan** named head coach and general manager ... season-ticket sales nearly double to over 48,000 ... Sun Devil Stadium sells out three times and Cards establish franchise single-season attendance mark of 497,330, an average of 62,166 ... saddled with 0-3 start, Cards win five of last seven games to finish 8-8, their first non-losing record since 1984 ... defense ranks third in league—highest in 25 years—and Cards' 36 takeaways lead NFC ... offense leads league in time of possession but 23 touchdowns are fewest in NFL ... 10-game losing streak in Giants Stadium snapped with 10-9 win Nov. 13 ... team changes name to Arizona Cardinals ... CB **Aeneas Williams** earns first Pro Bowl berth.

### FINAL NFC EAST

#### STANDINGS

Team	W	L	T	Pct.	Pts.	OP
Dallas	12	4	0	.750	414	248
N.Y. Giants	9	7	0	.563	279	305
Arizona	8	8	0	.500	235	267
Philadelphia	7	9	0	.438	308	308
Washington	3	13	0	.188	320	412



## 1995 (4-12)

### HEAD COACH BUDDY RYAN

Sept. 3	At Washington	L	7-27	52,731
Sept. 10	Philadelphia	L	19-31	45,004
Sept. 17	At Detroit	W	20-17	58,727
Sept. 24	At Dallas	L	20-34	64,560
Oct. 1	Kansas City	L	3-24	50,211
Oct. 8	At N.Y. Giants	L	21-27 (OT)	68,463
Oct. 15	Washington	W	24-20	42,370
Oct. 22	Open Date			
Oct. 29	Seattle	W	20-14 (OT)	39,600
Nov. 5	At Denver	L	6-38	71,488
Nov. 12	Minnesota	L	24-30 (OT)	51,342
Nov. 19	At Carolina	L	7-27	49,582
Nov. 26	Atlanta	W	40-37 (OT)	35,147
Nov. 30	N.Y. Giants	L	6-10	44,246
Dec. 9	At San Diego	L	25-28	55,258
Dec. 17	At Philadelphia	L	20-21	62,076
Dec. 25	Dallas	L	13-37	72,394
			275-422	
Home: 3-5 (380,314). Away: 1-7 (482,885).				

### TEAM STATISTICS

	Cards	Opp.
<b>Total First Downs</b>	<b>285</b>	<b>310</b>
Rushing	65	105
Passing	184	180
Penalty	36	25
<b>Total Net Yards</b>	<b>4866</b>	<b>5704</b>
Avg. Per Game	304.1	356.5
Total Plays	1,002	995
Avg. Per Play	4.9	5.7
<b>Net Yards Rushing</b>	<b>1363</b>	<b>2249</b>
Avg. Per Game	85.2	140.6
Total Rushes	387	503
<b>Net Yards Passing</b>	<b>3503</b>	<b>3455</b>
Avg. Per Game	218.9	215.9
Sacked/Yards Lost	55/390	31/200
Gross Yards	3,893	3,655
Att./Comp./Pct.	560/327/58.4	461/264/57.3
Had Intercepted	24	19
<b>Punts/Average</b>	<b>72/43.8</b>	<b>62/43.5</b>
<b>Penalties/Yards</b>	<b>119/835</b>	<b>117/860</b>
<b>Fumbles/Lost</b>	<b>41/19</b>	<b>39/23</b>
<b>Touchdowns</b>	<b>26</b>	<b>53</b>
Rushing	3	14
Passing	17	33
Returns	6	6

### SCORE BY PERIOD

	Q1	Q2	Q3	Q4	OT	Pts.
Team	35	108	53	70	9	275
Opponents	75	136	109	90	12	422

### SCORING

	TD	R	P	R	PAT	FG	S	Pts.
G. Davis	0	0	0	0	19/19	30/39	0	109
Moore	5	0	0	0	0/0	0/0	0	32
Centers	4	2	2	0	0/0	0/0	0	24
Williams	3	0	0	3	0/0	0/0	0	18
Sanders	2	0	2	0	0/0	0/0	0	16
Edwards	2	0	2	0	0/0	0/0	0	12
Gaines	2	0	2	0	0/0	0/0	0	12
Hearst	2	1	1	0	0/0	0/0	0	12
McBride	2	0	2	0	0/0	0/0	0	12
Anderson	1	0	1	0	0/0	0/0	0	10
Lynch	1	0	0	1	0/0	0/0	0	6

### PASSING

	Att.	Comp.	Yds.	Comp. %	Yds./Att.	TD	TD%	Int.	Int. %	Long	Sack/Lost	Rating
Krieg	521	304	3,554	58.3	6.82	16	3.1	21	4.0	48	53/380	72.6
Buck	32	20	271	62.5	8.47	1	3.1	0	0.0	28	2/10	99.9
Case	2	1	19	50.0	9.50	0	0.0	1	50.0	19	0/0	43.8
Hearst	2	1	16	50.0	8.00	0	0.0	0	0.0	16	0/0	77.1
Moore	2	1	33	50.0	16.50	0	0.0	1	50.0	33	0/0	56.3
Centers	1	0	0	0.0	0.00	0	0.0	1	100.0	0	0/0	0.0
<b>Team</b>	<b>560</b>	<b>327</b>	<b>3,893</b>	<b>58.4</b>	<b>6.95</b>	<b>17</b>	<b>3.0</b>	<b>24</b>	<b>4.3</b>	<b>48</b>	<b>55/390</b>	<b>72.0</b>
<b>Opponents</b>	<b>461</b>	<b>264</b>	<b>3,655</b>	<b>57.3</b>	<b>7.93</b>	<b>33</b>	<b>7.2</b>	<b>19</b>	<b>4.1</b>	<b>73t</b>	<b>31/200</b>	<b>89.5</b>

### SCORING (CONT.)

	TD	R	P	R	PAT	FG	S	Pts.
McCants	1	0	0	1	0/0	0/0	0	6
Simmons	1	0	0	1	0/0	0/0	0	6
<b>Team</b>	<b>26</b>	<b>3</b>	<b>17</b>	<b>6</b>	<b>19/19</b>	<b>30/39</b>	<b>0</b>	<b>275</b>
<b>Opponents</b>	<b>53</b>	<b>14</b>	<b>33</b>	<b>6</b>	<b>50/51</b>	<b>18/25</b>	<b>0</b>	<b>422</b>

2-Pt. Conversions: Anderson 2, Sanders 2, Moore 1.  
Team 5/ 6, Opponents 0/ 0

### SACKS

Simmons 11, Swann 8.5, Bankston 2.0, Hill 2.0, Hoage 1.0, Irving 1.0, Joyner 1.0, Lynch 1.0, Miller 1.0, Wilson 1.0, Alexander 0.5, C. Brown 0.5, McCants 0.5.  
**Team 31.0, Opponents 55.0**

### RUSHING

	No.	Yds.	Avg.	Long	TD
Hearst	284	1,070	3.8	38	1
Centers	78	254	3.3	20	2
Krieg	19	29	1.5	17	0
Case	1	4	4.0	4	0
Feagles	2	4	2.0	4	0
Lassiter	1	1	1.0	1	0
Sanders	1	1	1.0	1	0
Buck	1	0	0.0	0	0
Johnson	2	-2	-1.0	0	0
<b>Team</b>	<b>387</b>	<b>1,363</b>	<b>3.5</b>	<b>38</b>	<b>3</b>
<b>Opponents</b>	<b>503</b>	<b>2,249</b>	<b>4.5</b>	<b>76t</b>	<b>14</b>

### RECEIVING

	No.	Yds.	Avg.	Long	TD
Centers	101	962	9.5	32	2
Moore	63	907	14.4	45	5
Sanders	52	883	17.0	48	2
Edwards	29	417	14.4	28t	2
Hearst	29	243	8.4	39	1
Gaines	14	117	8.4	22t	2
McBride	13	112	8.6	24	2
Dowdell	10	96	9.6	23	0
Reeves	6	62	10.3	22	0
Fann	5	41	8.2	13	0
Anderson	3	34	11.3	18	1
Samuels	2	19	9.5	12	0
<b>Team</b>	<b>327</b>	<b>3,893</b>	<b>11.9</b>	<b>48</b>	<b>17</b>
<b>Opponents</b>	<b>264</b>	<b>3,655</b>	<b>13.8</b>	<b>73t</b>	<b>33</b>

### INTERCEPTIONS

	No.	Yds.	Avg.	Long	TD
Williams	6	86	14.3	48t	2
Joyner	3	9	3.0	11	0
Hunter	2	21	10.5	21	0
Alexander	2	14	7.0	14	0
Hoage	2	0	0.0	0	0
Lynch	1	72	72.0	72t	1
Bankston	1	28	28.0	28	0
Simmons	1	25	25.0	25t	1
Paul	1	4	4.0	4	0
<b>Team</b>	<b>19</b>	<b>259</b>	<b>13.6</b>	<b>72t</b>	<b>4</b>
<b>Opponents</b>	<b>24</b>	<b>307</b>	<b>12.8</b>	<b>58t</b>	<b>4</b>

### PUNT RETURNS

	Ret.	FC	Yds.	Avg.	Long	TD
Edwards	18	11	131	7.3	16	0
Reeves	4	0	41	10.3	14	0
Dowdell	1	0	0	0.0	0	0
<b>Team</b>	<b>23</b>	<b>11</b>	<b>172</b>	<b>7.5</b>	<b>16</b>	<b>0</b>
<b>Opponents</b>	<b>32</b>	<b>14</b>	<b>242</b>	<b>7.6</b>	<b>25</b>	<b>0</b>

### KICKOFF RETURNS

	No.	Yds.	Avg.	Long	TD
Terry	37	808	21.8	53	0
Dowdell	18	344	19.1	28	0
Johnson(NFL)	11	259	23.5	70	0
Johnson(AZ)	11	259	23.5	70	0
Edwards	3	50	16.7	24	0

### KICKOFF RETURNS (CONT.)

	No.	Yds.	Avg.	Long	TD
Higgs	2	26	13.0	17	0
Anderson	1	17	17.0	17	0
Centers	1	15	15.0	15	0
<b>Team</b>	<b>73</b>	<b>1,519</b>	<b>20.8</b>	<b>70</b>	<b>0</b>
<b>Opponents</b>	<b>65</b>	<b>1,593</b>	<b>24.5</b>	<b>92t</b>	<b>2</b>

### PUNTING

	No.	Yds.	Avg.	Net	TB	In20	Lg	Blk.
Feagles	72	3,150	43.8	38.2	8	20	60	0
<b>Team</b>	<b>72</b>	<b>3,150</b>	<b>43.8</b>	<b>38.2</b>	<b>8</b>	<b>20</b>	<b>60</b>	<b>0</b>
<b>Opponents</b>	<b>62</b>	<b>2,694</b>	<b>43.5</b>	<b>38.1</b>	<b>8</b>	<b>21</b>	<b>65</b>	<b>0</b>

### FIELD GOALS

	1-19	20-29	30-39	40-49	50+
Davis	1-1	13-14	9-10	6-8	1-6
<b>Team</b>	<b>1-1</b>	<b>13-14</b>	<b>9-10</b>	<b>6-8</b>	<b>1-6</b>
<b>Opponents</b>	<b>0-0</b>	<b>8-8</b>	<b>5-7</b>	<b>3-7</b>	<b>2-3</b>

### USUAL STARTING LINEUP

Offense	Defense
<b>WR</b> ..... Rob Moore	<b>LE</b> ... Michael Bankston
<b>LT</b> ..... Ernest Dye	<b>LT</b> ..... Eric Swann
Larry Tharpe	<b>RT</b> ... Bernard Wilson
<b>LG</b> ..... Duval Love	<b>RE</b> ... Clyde Simmons
<b>C</b> ..... Ed Cunningham	<b>LLB</b> ..... Seth Joyner
Jamie Dukes	<b>MLB</b> ..... Eric Hill
<b>RG</b> Anthony Redmon	<b>RLB</b> ..... Terry Irving
Bernard Dafney	Jamir Miller
<b>RT</b> ..... Larry Tharpe	<b>LCB</b> Aeneas Williams
Rob Selby	<b>RCB</b> ... Patrick Hunter
<b>TE</b> ... Wendall Gaines	Tito Paul
Oscar McBride	Lance Brown
<b>WR</b> ..... Frank Sanders	<b>SS</b> ... Lorenzo Lynch
<b>QB</b> ..... Dave Krieg	<b>FS</b> ... Brent Alexander
<b>FB</b> ... Larry Centers	Terry Hoage
<b>RB</b> ... Garrison Hearst	<b>P</b> ..... Jeff Feagles
<b>K</b> ..... Greg Davis	

### NOTES

Cards lose seven of final eight games to drop to 4-12, costing Head Coach **Buddy Ryan** his job ... defense ranks last against the run and in scoring defense despite league highs of 42 takeaways and 23 fumble recoveries ... Arizona's offense leads NFL with 43 turnovers (24 interceptions, 19 lost fumbles) ... low light of season at expansion Carolina Nov. 19 as Cards gain just 96 total yards, their lowest output in 40 years ... **FB Larry Centers** earns first Pro Bowl honor as first running back in league history to eclipse 100-pass reception plateau with 101 catches, a franchise record ... **Garrison Hearst** owns dubious distinction of becoming first running back in NFL history to score only one rushing touchdown during a 1,000-yard (1,070) season.

### FINAL NFC EAST STANDINGS

Team	W	L	T	Pct.	Pts.	OP
Dallas#	12	4	0	.750	435	291
Philadelphia*	10	6	0	.625	318	338
Washington	6	10	0	.375	326	359
N.Y. Giants	5	11	0	.313	290	340
Arizona	4	12	0	.250	275	422

#Top NFC playoff seed  
\*Wild-card playoff qualifier



## 1996 (7-9)

### HEAD COACH VINCE TOBIN

Sept. 1	At Indianapolis	L	13-20	48,133
Sept. 8	Miami	L	10-38	55,444
Sept. 15	At New England	L	0-31	59,118
Sept. 22	At New Orleans	W	28-14	34,316
Sept. 29	St. Louis	W	31-28 (OT)	33,116
Oct. 6	Open Date			
Oct. 13	At Dallas	L	3-17	64,096
Oct. 20	Tampa Bay	W	13-9	27,738
Oct. 27	New York Jets	L	21-31	28,088
Nov. 3	At N.Y. Giants	L	8-16	68,262
Nov. 10	At Washington	W	37-34 (OT)	51,929
Nov. 17	N.Y. Giants	W	31-23	34,924
Nov. 24	Philadelphia	W	36-30	36,175
Dec. 1	At Minnesota	L	17-41	45,767
Dec. 8	Dallas	L	6-10	70,763
Dec. 15	Washington	W	27-26	34,260
Dec. 22	At Philadelphia	L	19-29	63,658
			300-397	
	Home: 5-3 (320,508). Away: 2-6 (435,279).			

### TEAM STATISTICS

	Cards	Opp.
Total First Downs	308	336
Rushing	70	120
Passing	214	192
Penalty	24	24
Total Net Yards	5190	5361
Average Per Game	324.4	335.1
Total Plays	1,050	1,062
Average Per Play	4.9	5.0
Net Yards Rushing	1502	1862
Average Per Game	93.9	116.4
Total Rushes	401	514
Net Yards Passing	3688	3499
Average Per Game	230.5	218.7
Sacked/Yards Lost	36/229	28/185
Gross Yards	3,917	3,684
Att./Comp./Pct.	613/336/54.8	520/311/59.8
Had Intercepted	21	11
Punts/Average	77/43.2	69/43.8
Penalties/Yards	106/873	104/841
Fumbles/Ball Lost	29/14	24/14
Touchdowns	33	44
Rushing	8	18
Passing	23	21
Returns	2	5

### SCORE BY PERIOD

	Q1	Q2	Q3	Q4	OT	Pts.
Team	39	70	51	134	6	300
Opponents	56	130	90	121	0	397

### SCORING

	TD	R	P	R	PAT	FG	S	Pts.
Butler	0	0	0	0	17/19	14/17	0	59
Centers	9	2	7	0	0/0	0/0	0	54
Davis	0	0	0	0	12/12	9/14	0	39
R. Moore	4	0	4	0	0/0	0/0	0	26
L. Johnson	4	3	1	0	0/0	0/0	0	24
Sanders	4	0	4	0	0/0	0/0	0	24
Dowdell	2	0	2	0	0/0	0/0	0	12
McElroy	2	1	1	0	0/0	0/0	0	12
Smith	2	1	1	0	0/0	0/0	0	12
Esiason	1	1	0	0	0/0	0/0	0	8
Carter	1	0	1	0	0/0	0/0	0	6
Edwards	1	0	1	0	0/0	0/0	0	6
McWilliams	1	0	1	0	0/0	0/0	0	6

### PASSING

	Att.	Comp.	Yds.	Comp. %	Yds./Att.	TD	TD%	Int.	Int. %	Long	Sack/Lost	Rating
Esiason	339	190	2,293	56.0	6.76	11	3.2	14	4.1	64t	17/109	70.6
K. Graham	274	146	1,624	53.3	5.93	12	4.4	7	2.6	69	19/120	75.1
Team	613	336	3,917	54.8	6.39	23	3.8	21	3.4	69	36/229	72.6
Opponents	520	311	3,684	59.8	7.08	21	4.0	11	2.1	55	28/185	86.1

### SCORING (CONT.)

	TD	R	P	R	PAT	FG	S	Pts.
Miller	1	0	0	1	0/0	0/0	0	6
Williams	1	0	0	1	0/0	0/0	0	6
Team	33	8	23	2	29/31	23/31	0	300
Opponents	44	18	21	5	41/43	30/37	0	397

2-Pt. Conversions: Esiason, Moore. Team 2/2, Opponents 1/1

### SACKS

Rice 12.5, Joyner 5.0, Swann 5.0, Miller 1.0, Ottis 1.0, B. Smith 1.0, Williams 1.0, Wilson 1.0, Bankston 0.5.  
Team 28.0, Opponents 36.0

### RUSHING

	No.	Yds.	Avg.	Long	TD
L. Johnson	141	634	4.5	70t	3
Centers	116	425	3.7	24	2
McElroy	89	305	3.4	32	1
K. Graham	21	87	4.1	19	0
Esiason	15	52	3.5	13	1
C. Smith	14	15	1.1	3	1
Feagles	1	0	0.0	0	0
McKinnon	1	-4	-4.0	-4	0
Sanders	2	-4	-2.0	1	0
Edwards	1	-8	-8.0	-8	0
Team	401	1,502	3.7	70t	8
Opponents	514	1,862	3.6	78	18

### RECEIVING

	No.	Yds.	Avg.	Long	TD
Centers	99	766	7.7	39	7
Sanders	69	813	11.8	34	4
R. Moore	58	1,016	17.5	69	4
Edwards	29	311	10.7	31	1
Carter	26	329	12.7	36	1
Dowdell	20	318	15.9	64t	2
L. Johnson	15	176	11.7	35	1
McWilliams	7	80	11.4	21	1
McElroy	5	41	8.2	22t	1
Anderson	4	64	16.0	19	0
C. Smith	3	3	1.0	2	1
Terry	1	0	0.0	0	0
Team	336	3,896	11.6	69	23
Opponents	311	3,684	11.8	55	21

### INTERCEPTIONS

	No.	Yds.	Avg.	Long	TD
Williams	6	89	14.8	65t	1
Alexander	2	3	1.5	3	0
Lassiter	1	20	20.0	20	0
Joyner	1	10	10.0	10	0
Bradford	1	0	0.0	0	0
Team	11	122	11.1	65t	1
Opponents	21	186	8.9	33	0

### PUNT RETURNS

	Ret.	FC	Yds.	Avg.	Long	TD
Dowdell	34	8	297	8.7	35	0
Edwards	5	1	46	9.2	20	0
Team	39	9	343	8.8	35	0
Opponents	37	19	403	10.9	66t	1

### KICKOFF RETURNS

	No.	Yds.	Avg.	Long	TD
McElroy	54	1,148	21.3	92	0
L. Johnson	10	198	19.8	27	0
Dowdell	5	122	24.4	31	0
Terry	4	84	21.0	30	0
McCleskey (N.O.)	1	18	18.0	18	0
McDonald	1	16	16.0	16	0
C. Smith	1	14	14.0	14	0
Team	75	1,582	21.1	92	0
Opponents	61	1,290	21.1	95t	1

### PUNTING

	No.	Yds.	Avg.	Net	TB	In20	Lg	Blk.
Feagles	76	3,328	43.8	36.4	6	23	68	1
Team	77	3,328	43.2	36.4	6	23	68	1
Opponents	69	3,022	43.8	36.2	9	26	63	0

### FIELD GOALS

	1-19	20-29	30-39	40-49	50+
Butler	1-1	6-6	5-8	2-2	0-0
Davis	0-0	7-9	1-2	1-3	0-0
Team	1-1	13-15	6-10	3-5	0-0
Opponents	0-0	14-14	10-11	5-10	1-2

### USUAL STARTING LINEUP

Offense	Defense
WR.....Rob Moore	LE...Michael Bankston
LT.....Lomas Brown	LT.....Eric Swann
LG.....Duval Love	RT.....Bernard Wilson
Rob Selby	RE.....Simeon Rice
C.....Mike Devlin	LLB.....Seth Joyner
Aaron Graham	MLB.....Eric Hill
RG.....Anthony Redmon	RLB.....Jamir Miller
RT.....Joe Wolf	LCB...Aeneas Williams
TE.....Pat Carter	RCB...Ronnie Bradford
WR.....Frank Sanders	SS.....Matt Darby
QB...Boomer Esiason	FS.....Brent Alexander
Kent Graham	P.....Jeff Feagles
FB.....Larry Centers	
RB...Leeland McElroy	
LeShon Johnson	
K.....Kevin Butler	
Greg Davis	

### NOTES

Improvement from 4-12 to 7-9 record, underscored by an offense that jumps from 24th to 12th and a defense from 26th to 21st, highlight **Vince Tobin's** first season as head coach ... RB **LeShon Johnson** bursts for runs of 56 and 70 yards Sept. 22 at New Orleans—believed to be the longest touchdown runs on consecutive carries in NFL history—en route to franchise single-game rushing mark of 214 yards ... QB **Boomer Esiason** passes for 522 yards (third most in league history) in 37-34 overtime win at R.F.K. Stadium against Washington on Nov. 10 ... 0-8 N.Y. Jets secure the only victory of their 1-15 season with 31-21 win at Arizona Oct. 27 ... first-round draft pick, Illinois DE **Simeon Rice**, sets Cardinal mark and equals then league rookie record with 12.5 quarterback sacks.

### FINAL NFC EAST STANDINGS

Team	W	L	T	Pct.	Pts.	OP
Dallas	10	6	0	.625	286	250
Philadelphia*	10	6	0	.625	363	341
Washington	9	7	0	.563	364	312
Arizona	7	9	0	.438	300	397
N.Y. Giants	6	10	0	.375	242	297

\*Wild-card playoff qualifier





## 1997 (4-12)

### HEAD COACH VINCE TOBIN

Aug. 31	At Cincinnati	L	21-24	53,644
Sept. 7	Dallas	W	25-22 (OT)	70,060
Sept. 14	At Washington	L	13-19 (OT)	78,270
Sept. 21	Open Date			
Sept. 28	At Tampa Bay	L	18-19	53,804
Oct. 5	Minnesota	L	19-20	43,987
Oct. 12	N.Y. Giants	L	13-27	36,943
Oct. 19	At Philadelphia	L	10-13 (OT)	66,860
Oct. 26	Tennessee	L	14-41	42,333
Nov. 2	Philadelphia	W	31-21	35,850
Nov. 9	At Dallas	L	6-24	64,302
Nov. 16	At N.Y. Giants	L	10-19	68,316
Nov. 23	At Baltimore	W	16-13	53,976
Nov. 30	Pittsburgh	L	20-26 (OT)	64,322
Dec. 7	Washington	L	28-38	35,848
Dec. 14	At New Orleans	L	10-27	45,517
Dec. 21	Atlanta	W	29-26	25,273
			283-379	
Home: 3-5 (354,616). Away: 1-7 (484,689).				

### TEAM STATISTICS

	Cards	Opp.
<b>Total First Downs</b>	<b>295</b>	<b>298</b>
Rushing	79	112
Passing	186	167
Penalty	30	19
<b>Total Net Yards</b>	<b>4713</b>	<b>5426</b>
Average Per Game	294.6	339.1
Total Plays	1,075	1,049
Average Per Play	4.4	5.2
<b>Net Yards Rushing</b>	<b>1255</b>	<b>2180</b>
Average Per Game	78.4	136.3
Total Rushes	395	524
<b>Net Yards Passing</b>	<b>3458</b>	<b>3246</b>
Average Per Game	216.1	202.9
Sacked/Yards Lost	78/495	34/215
Gross Yards	3,953	3,461
Att./Comp./Pct.	602/317/52.7	491/279/56.8
Had Intercepted	22	15
<b>Punts/Average</b>	<b>92/43.8</b>	<b>94/43.9</b>
<b>Penalties/Yards</b>	<b>93/775</b>	<b>113/981</b>
<b>Fumbles/Ball Lost</b>	<b>27/20</b>	<b>16/5</b>
<b>Touchdowns</b>	<b>32</b>	<b>42</b>
Rushing	9	13
Passing	19	23
Returns	4	6

### SCORE BY PERIOD

	Q1	Q2	Q3	Q4	OT	Pts.
Team	44	67	85	84	3	283
Opponents	63	101	83	117	15	379

### SCORING

	TD	R	P	R	PAT	FG	S	Pts.
Nedney	0	0	0	0	19/19	11/17	0	52
Rob Moore	8	0	8	0	0/0	0/0	0	50
Butler	0	0	0	0	9/10	8/12	0	33
Sanders	4	0	4	0	0/0	0/0	0	26
Gedney	4	0	4	0	0/0	0/0	0	24
Plummer	2	2	0	0	0/0	0/0	0	14
Centers	2	1	1	0	0/0	0/0	0	12
K. Graham	2	2	0	0	0/0	0/0	0	12
McElroy	2	2	0	0	0/0	0/0	0	12
A. Williams	2	0	2	0	0/0	0/0	0	12
Bennett	1	0	1	0	0/0	0/0	0	6
Carter	1	0	1	0	0/0	0/0	0	6
Case	1	1	0	0	0/0	0/0	0	6
Ron Moore	1	1	0	0	0/0	0/0	0	6

### PASSING

	Att.	Comp.	Yds.	Comp. %	Yds./Att.	TD	TD%	Int.	Int. %	Long	Sack/Lost	Rating
Plummer	296	157	2,203	53.0	7.44	15	5.1	15	5.1	70t	52/291	73.1
K. Graham	250	130	1,408	52.0	5.63	4	1.6	5	2.0	47	16/115	65.9
Case	55	29	316	52.7	5.75	0	0.0	2	3.6	30	10/89	54.8
Sanders	1	1	26	100.0	26.00	0	0.0	0	0.0	26	0/0	118.8
<b>Team</b>	<b>602</b>	<b>317</b>	<b>3,953</b>	<b>52.7</b>	<b>6.57</b>	<b>19</b>	<b>3.2</b>	<b>22</b>	<b>3.7</b>	<b>70t</b>	<b>78/495</b>	<b>68.6</b>
<b>Opponents</b>	<b>491</b>	<b>279</b>	<b>3,461</b>	<b>56.8</b>	<b>7.05</b>	<b>23</b>	<b>4.7</b>	<b>15</b>	<b>3.1</b>	<b>69</b>	<b>34/215</b>	<b>81.7</b>

### SCORING (CONT.)

	TD	R	P	R	PAT	FG	S	Pts.
C. Smith	1	1	0	0	0/0	0/0	0	6
K. Williams	1	0	1	0	0/0	0/0	0	6
Wilson	1	0	0	1	0/0	0/0	0	6
<b>Team</b>	<b>32</b>	<b>9</b>	<b>19</b>	<b>4</b>	<b>28/29</b>	<b>19/29</b>	<b>0</b>	<b>283</b>
<b>Opponents</b>	<b>42</b>	<b>13</b>	<b>23</b>	<b>6</b>	<b>35/37</b>	<b>30/35</b>	<b>0</b>	<b>379</b>

2-Pt. Conversions: Rob Moore, Plummer, Sanders. Team 3/ 3, Opponents 1/ 3

### SACKS

Swann 7.5, M. Smith 6.0, Miller 5.5, Rice 5.0, Lassiter 3.0, Bankston 2.0, Caldwell 2.0, Howard 1.0, McCleskey 1.0, McKinnon 1.0.  
**Team 34.0, Opponents 78.0**

### RUSHING

	No.	Yds.	Avg.	Long	TD
McElroy	135	424	3.1	18	2
Ron Moore (NFL)	81	278	3.4	27t	1
Ron Moore (AZ)	57	175	3.1	16	0
Centers	101	276	2.7	14	1
Plummer	39	216	5.5	31	2
Johnson	23	81	3.5	11	0
Bouie	11	26	2.4	6	0
K. Graham	13	23	1.8	10	2
Gedney	1	15	15.0	15	0
Case	7	8	1.1	3	1
Sanders	1	5	5.0	5	0
C. Smith	4	5	1.3	2	1
McKinnon	1	3	3.0	3	0
Feagles	0	0	0.0	0	0
Swann	1	0	0.0	0	0
K. Williams	1	-2	-2.0	-2	0
<b>Team</b>	<b>395</b>	<b>1,255</b>	<b>3.2</b>	<b>31</b>	<b>9</b>
<b>Opponents</b>	<b>524</b>	<b>2,180</b>	<b>4.2</b>	<b>44</b>	<b>13</b>

### RECEIVING

	No.	Yds.	Avg.	Long	TD
Rob Moore	97	1,584	16.3	47t	8
Sanders	75	1,017	13.6	70t	4
Centers	54	409	7.6	29	1
Gedney	23	261	11.3	37	4
K. Williams	20	273	13.7	31t	1
Edwards	20	203	10.2	33	0
McWilliams	7	75	10.7	15	0
Carter	7	44	6.3	15	1
McElroy	7	32	4.6	17	0
Ron Moore	4	34	8.5	13	0
Johnson	3	4	1.3	7	0
C. Smith	2	20	10.0	18	0
Brock	1	29	29.0	29	0
Plummer	1	2	2.0	2	0
Wilson	0	0	0.0	0	0
<b>Team</b>	<b>317</b>	<b>3,953</b>	<b>12.5</b>	<b>70t</b>	<b>19</b>
<b>Opponents</b>	<b>279</b>	<b>3,461</b>	<b>12.4</b>	<b>69</b>	<b>23</b>

### INTERCEPTIONS

	No.	Yds.	Avg.	Long	TD
A. Williams	6	95	15.8	42t	2
McKinnon	3	40	13.3	17	0
Wilson	1	66	66.0	66t	1
McCleskey	1	15	15.0	15	0
Lassiter	1	10	10.0	10	0
Caldwell	1	5	5.0	5	0
Bennett	1	0	0.0	0	0
Rice	1	0	0.0	0	0
<b>Team</b>	<b>15</b>	<b>231</b>	<b>15.4</b>	<b>66t</b>	<b>3</b>
<b>Opponents</b>	<b>22</b>	<b>289</b>	<b>13.1</b>	<b>41</b>	<b>2</b>

### PUNT RETURNS

	Ret.	FC	Yds.	Avg.	Long	TD
K. Williams	40	15	462	11.6	50	0
Edwards	1	1	-1	-1.0	-1	0
<b>Team</b>	<b>41</b>	<b>16</b>	<b>461</b>	<b>11.2</b>	<b>50</b>	<b>0</b>
<b>Opponents</b>	<b>40</b>	<b>27</b>	<b>441</b>	<b>11.0</b>	<b>50</b>	<b>0</b>

### KICKOFF RETURNS

	No.	Yds.	Avg.	Long	TD
K. Williams	59	1,458	24.7	63	0
Bouie	6	136	22.7	27	0
C. Smith	3	50	16.7	21	0
Gedney	2	26	13.0	16	0
Ron Moore	1	17	17.0	17	0
Johnson	0	26	26	0	0
<b>Team</b>	<b>71</b>	<b>1,696</b>	<b>24.2</b>	<b>63</b>	<b>0</b>
<b>Opponents</b>	<b>42</b>	<b>945</b>	<b>22.5</b>	<b>42</b>	<b>1</b>

### PUNTING

	No.	Yds.	Avg.	Net	TB	In20	Lg	Blk.
Feagles	91	4,028	44.3	36.8	10	24	62	1
<b>Team</b>	<b>92</b>	<b>4,028</b>	<b>44.3</b>	<b>36.8</b>	<b>10</b>	<b>24</b>	<b>62</b>	<b>1</b>
<b>Opponents</b>	<b>94</b>	<b>4,130</b>	<b>43.9</b>	<b>35.6</b>	<b>16</b>	<b>26</b>	<b>66</b>	<b>2</b>

### FIELD GOALS

	1-19	20-29	30-39	40-49	50+
Nedney	1-1	3-3	4-4	3-7	0-2
Butler	0-0	4-4	2-4	2-4	0-0
<b>Team</b>	<b>1-1</b>	<b>7-7</b>	<b>6-8</b>	<b>5-11</b>	<b>0-2</b>
<b>Opponents</b>	<b>1-1</b>	<b>9-9</b>	<b>12-13</b>	<b>7-9</b>	<b>1-3</b>

### USUAL STARTING LINEUP

Offense	Defense
<b>WR</b> ..... Rob Moore	<b>LE</b> Michael Bankston
<b>LT</b> ..... Lomas Brown	<b>LT</b> ..... Eric Swann
<b>LG</b> ..... Rob Selby	<b>RT</b> ..... Bernard Wilson
	<b>RE</b> ..... Simeon Rice
<b>C</b> ..... Mike Devlin	<b>LLB</b> ..... Jamir Miller
<b>RG</b> Anthony Redmon	<b>MLB</b> ..... Eric Hill
<b>RT</b> ..... James Dexter	Ronald McKinnon
	Joe Wolf
<b>TE</b> Johnny McWilliams	Terry Irving
	Pat Carter
<b>WR</b> ..... Frank Sanders	<b>LCB</b> Aeneas Williams
<b>QB</b> ..... Jake Plummer	<b>RCB</b> ..... Tom Knight
	Tommy Bennett
	Kevin Butler
<b>FB</b> ..... Larry Centers	<b>FS</b> ..... Brent Alexander
<b>RB</b> .. Leeland McElroy	<b>P</b> ..... Jeff Feagles
<b>K</b> ..... Joe Nedney	

### NOTES

Cards go 3-6 in nine games decided in final minute or overtime (four), including the first five ... QB **Jake Plummer** sets team rookie passing records by completing 157 of 296 passes (53 percent) for 2,203 yards and 15 touchdowns ... his 388 yards Nov. 15 at the Giants set NFL rookie single-game passing mark ... WR **Rob Moore** sets club single-season record with NFL-leading 1,555 receiving yards ... Moore (97 rec.) and WR **Frank Sanders** (75 rec., 1,017 yards) become the first pair of Card wide receivers to each better 1,000 yards in same season ... 66-yard interception return for a touchdown by T **Bernard Wilson** Nov. 2 vs. Eagles the longest in team history by a defensive lineman ... Cards snap 13-game Dallas series winning streak.

### FINAL NFC EAST STANDINGS

Team	W	L	T	Pct.	Pts.	OP
N.Y. Giants	10	5	1	.656	307	265
Washington	8	7	1	.531	327	289
Philadelphia	6	9	1	.406	317	372
Dallas	6	10	0	.375	304	314
Arizona	4	12	0	.250	283	379



## 1998 (9-7)

### HEAD COACH VINCE TOBIN

Sept. 6	At Dallas	L	10-38	63,602
Sept. 13	At Seattle	L	14-33	57,678
Sept. 20	Philadelphia	W	17-3	36,717
Sept. 27	At St. Louis	W	20-17	55,832
Oct. 4	Oakland	L	20-23	52,178
Oct. 11	Chicago	W	20-7	47,860
Oct. 18	At N.Y. Giants	L	7-34	70,456
Oct. 25	Open Date			
Nov. 1	At Detroit	W	17-15	66,087
Nov. 8	Washington	W	29-27	43,159
Nov. 15	Dallas	L	28-35	69,923
Nov. 22	At Washington	W	45-42	66,435
Nov. 29	At Kansas City	L	24-34	69,613
Dec. 6	N.Y. Giants	L	19-23	46,128
Dec. 13	At Philadelphia	W	20-17 (OT)	62,176
Dec. 20	New Orleans	W	19-17	51,617
Dec. 27	San Diego	W	16-13	71,670

325-378  
Home: 5-3 (419,252), Away: 4-4 (511,879).  
**NFC Wild Card Playoff**  
Jan. 2 At Dallas W 20-7 62,969  
**NFC Divisional Playoff**  
Jan. 10 At Minnesota L 21-41 63,760  
41-48

### TEAM STATISTICS

	Cards	Opp.
<b>Total First Downs</b> .....	<b>315</b>	<b>321</b>
Rushing	98	117
Passing	179	177
Penalty	38	27
3rd Down: Made/Att.	76/218	78/210
3rd Down Pct.	34.9	37.1
4th Down: Made Att.	10/18	11/18
4th Down Pct.	55.6	61.1
<b>Possession Average</b> ...	<b>29:15</b>	<b>30:45</b>
<b>Total Net Yards</b> .....	<b>5109</b>	<b>5265</b>
Avg. Per Game	319.3	329.1
Total Plays	1052	1049
Avg. Per Play	4.9	5.0
<b>Net Yards Rushing</b> .....	<b>1627</b>	<b>1989</b>
Avg. Per Game	101.7	124.3
Total Rushes	450	492
<b>Net Yards Passing</b> .....	<b>3482</b>	<b>3276</b>
Avg. Per Game	217.6	204.8
Sacked/Yards Lost	50/286	39/250
Gross Yards	3768	3526
Att./Completions	552/326	518/299
Completion Pct.	59.1	57.7
Had Intercepted	20	20
<b>Punts/Average</b> .....	<b>82/41.2</b>	<b>75/43.9</b>
<b>Net Punting Average</b>	<b>82/35.9</b>	<b>75/38.7</b>
<b>Penalties/Yards</b> .....	<b>88/758</b>	<b>114/954</b>
<b>Fumbles/Balls Lost</b> ...	<b>30/16</b>	<b>31/19</b>
<b>Touchdowns</b> .....	<b>36</b>	<b>44</b>
Rushing	18	18
Passing	17	21
Returns	1	5

### SCORE BY PERIOD

	Q1	Q2	Q3	Q4	OT	Pts.
Team	61	99	69	93	3	325
Opponents	61	127	68	122	0	378

### SCORING

	TD	R	P	R	PAT	FG	S	Pts.
Nedney	0	0	0	0	30/30	13/19	0	69
Murrell	10	8	2	0	0/0	0/0	0	60
Bates	6	6	0	0	0/0	0/0	0	36
Jacke	0	0	0	0	6/6	10/14	0	36
Moore	5	0	5	0	0/0	0/0	0	30
McWilliams	4	0	4	0	0/0	0/0	0	24
Plummer	4	4	0	0	0/0	0/0	0	24

### PASSING

	Att.	Comp.	Yds.	Comp. %	Yds./Att.	TD	TD%	Int.	Int. %	Long	Sack/Lost	Rating
Plummer	547	324	3,737	59.2	6.83	17	3.1	20	3.7	57	49/280	75.0
D. Brown	5	2	31	40.0	6.20	0	0.0	0	0.0	19	1/6	61.3
<b>Team</b>	<b>552</b>	<b>326</b>	<b>3,768</b>	<b>59.1</b>	<b>6.83</b>	<b>17</b>	<b>3.1</b>	<b>20</b>	<b>3.6</b>	<b>57</b>	<b>50/286</b>	<b>74.9</b>
<b>Opponents</b>	<b>518</b>	<b>299</b>	<b>3,526</b>	<b>57.7</b>	<b>6.81</b>	<b>21</b>	<b>4.1</b>	<b>20</b>	<b>3.9</b>	<b>87t</b>	<b>39/250</b>	<b>76.0</b>

### SCORING (CONT.)

	TD	R	P	R	PAT	FG	S	Pts.
Sanders	3	0	3	0	0/0	0/0	0	18
Centers	2	0	2	0	0/0	0/0	0	12
Bennett	1	0	0	1	0/0	0/0	0	6
Gedney	1	0	1	0	0/0	0/0	0	6
<b>Team</b>	<b>36</b>	<b>18</b>	<b>17</b>	<b>1</b>	<b>36/36</b>	<b>23/33</b>	<b>2</b>	<b>325</b>
<b>Opponents</b>	<b>44</b>	<b>18</b>	<b>21</b>	<b>5</b>	<b>40/41</b>	<b>24/30</b>	<b>0</b>	<b>378</b>

2-Pt. Conversions: Team 0/ 0, Opponents 0/ 0

### SACKS

Rice 10.0, M. Smith 9.0, Wadsworth 5.0, Swann 4.0, Miller 3.0, McKinnon 2.0, Knight 1.0, Maddox 1.0, Sapp 1.0, Tillman 1.0, Williams 1.0, Wilson 1.0.  
**Team 39.0, Opponents 50.0**

### RUSHING

	No.	Yds.	Avg.	Long	TD
Murrell	274	1,042	3.8	32	8
Plummer	51	217	4.3	27	4
Bates	60	165	2.8	15	6
Centers	31	110	3.5	14	0
Pittman	29	91	3.1	11	0
D. Brown	1	2	2.0	2	0
Sanders	4	0	0.0	7	0
<b>Team</b>	<b>450</b>	<b>1,627</b>	<b>3.6</b>	<b>32</b>	<b>18</b>
<b>Opponents</b>	<b>492</b>	<b>1,989</b>	<b>4.0</b>	<b>30t</b>	<b>18</b>

### RECEIVING

	No.	Yds.	Avg.	Long	TD
Sanders	89	1,145	12.9	42	3
Centers	69	559	8.1	54	2
Moore	67	982	14.7	57	5
Metcalf	31	324	10.5	29	0
McWilliams	26	284	10.9	26	4
Gedney	22	271	12.3	32	1
Murrell	18	169	9.4	30	2
Brock	2	12	6.0	7	0
Bates	1	14	14.0	14	0
Anderson	1	8	8.0	8	0
<b>Team</b>	<b>326</b>	<b>3,768</b>	<b>11.6</b>	<b>57</b>	<b>17</b>
<b>Opponents</b>	<b>299</b>	<b>3,526</b>	<b>11.8</b>	<b>87t</b>	<b>21</b>

### INTERCEPTIONS

	No.	Yds.	Avg.	Long	TD
Lassiter	8	80	10.0	29	0
McKinnon	5	25	5.0	17	0
Bennett	2	100	50.0	70t	1
Chavous	2	0	0.0	0	0
Williams	1	15	15.0	15	0
McCombs	1	14	14.0	14	0
McCleskey	1	1	1.0	1	0
<b>Team</b>	<b>20</b>	<b>235</b>	<b>11.8</b>	<b>70t</b>	<b>1</b>
<b>Opponents</b>	<b>20</b>	<b>373</b>	<b>18.7</b>	<b>56t</b>	<b>4</b>

### PUNT RETURNS

	Ret.	FC	Yds.	Avg.	Long	TD
Metcalf	43	7	295	6.9	24	0
<b>Team</b>	<b>43</b>	<b>7</b>	<b>295</b>	<b>6.9</b>	<b>24</b>	<b>0</b>
<b>Opponents</b>	<b>38</b>	<b>21</b>	<b>313</b>	<b>8.2</b>	<b>43</b>	<b>0</b>

### KICKOFF RETURNS

	No.	Yds.	Avg.	Long	TD
Metcalf	57	1,218	21.4	59	0
Pittman	4	84	21.0	22	0
Gedney	2	12	6.0	7	0
<b>Team</b>	<b>63</b>	<b>1,314</b>	<b>20.9</b>	<b>59</b>	<b>0</b>
<b>Opponents</b>	<b>56</b>	<b>1,200</b>	<b>21.4</b>	<b>62</b>	<b>0</b>

### PUNTING

	No.	Yds.	Avg.	Net	TB	In	20	Lg	Blk.
Player	81	3,378	41.7	35.9	6	12	67	1	
<b>Team</b>	<b>82</b>	<b>3,378</b>	<b>41.2</b>	<b>35.9</b>	<b>6</b>	<b>12</b>	<b>67</b>	<b>1</b>	
<b>Opponents</b>	<b>75</b>	<b>3,296</b>	<b>43.9</b>	<b>38.7</b>	<b>5</b>	<b>26</b>	<b>64</b>	<b>0</b>	

### FIELD GOALS

	1-19	20-29	30-39	40-49	50+
Nedney	0-0	6-6	1-1	5-8	1-4
Jacke	0-0	3-3	5-6	1-3	1-2
<b>Team</b>	<b>0-0</b>	<b>9-9</b>	<b>6-7</b>	<b>6-11</b>	<b>2-6</b>
<b>Opponents</b>	<b>2-2</b>	<b>8-8</b>	<b>5-8</b>	<b>4-5</b>	<b>5-7</b>

### USUAL STARTING LINEUP

Offense	Defense
WR.....Rob Moore	LE Andre Wadsworth
LT.....Lomas Brown	LT.....Eric Swann
LG.....Chris Dishman	Rashod Swinger
C.....Aaron Graham	RT.....Mark Smith
RG.....Lester Holmes	RE.....Simeon Rice
RT.....James Dexter	LLB.....Jamir Miller
TE.....Johnny McWilliams	MLB Ronald McKinnon
WR.....Frank Sanders	RLB...Tony McCombs
QB.....Jake Plummer	LCB Aeneas Williams
FB.....Larry Centers	RCB...Corey Chavous
RB.....Adrian Murrell	Tom Knight
K.....Joe Nedney	J.B. Brown
Chris Jacke	SS.....Tommy Bennett
	FS...Kwame Lassiter
	Pat Tillman
	P.....Scott Player

### NOTES

First postseason appearance since 1982, ending the NFL's longest playoff drought at 15 years ... first postseason berth in a non-strike season since 1975, first post-season victory since 1947, and first winning season and first 10-win campaign since 1984 ... eight NFC victories most since 1976 ... NFL record seven victories by three points or less, winning four on game-ending field goals ... seven of nine victories by 18 combined points earns "Wild Cards" nickname ... 45-point outburst at Washington Nov. 22 the Cards' best scoring output in 21 years ... seven of nine victories are QB **Jake Plummer**-led comebacks ... Plummer's three rushing touchdowns at Washington Nov. 22 the most by an NFL quarterback since the Saints' Archie Manning in 1977 ... RB **Adrian Murrell** becomes sixth player in NFL history to rush for over 1,000 yards for different teams in consecutive seasons ... WR **Frank Sanders** leads NFC (NFL runner-up) with 89 receptions ... FB **Larry Centers** becomes the Cardinals' career receiving leader ... eight defensive takeaways Oct. 11 vs. Chicago tie Seattle for NFL season best ... final three games provide largest viewing audiences in the history of three Phoenix television stations—the CBS, ABC, and FOX affiliates, respectively.

### FINAL NFC EAST STANDINGS

Team	W	L	T	Pct.	Pts.	OP
Dallas	10	6	0	.625	381	275
Arizona*	9	7	0	.563	325	378
N.Y. Giants	8	8	0	.500	287	309
Washington	6	10	0	.375	319	421
Philadelphia	3	10	0	.188	161	344

\*Wild-card playoff qualifier



## 1999 (6-10)

### HEAD COACH VINCE TOBIN

Sept. 12	At Philadelphia	W	25-24	64,113
Sept. 19	At Miami	L	16-19	73,618
Sept. 27	San Francisco	L	10-24	70,993
Oct. 3	At Dallas	L	7-35	64,169
Oct. 10	N.Y. Giants	W	14-3	43,968
Oct. 17	Washington	L	10-24	51,789
Oct. 24	Open Date			
Oct. 31	New England	L	3-27	47,030
Nov. 7	At N.Y. Jets	L	7-12	77,857
Nov. 14	Detroit	W	23-19	41,924
Nov. 21	Dallas	W	13-9	64,773
Nov. 28	At N.Y. Giants	W	34-24	77,809
Dec. 5	Philadelphia	W	21-17	41,187
Dec. 12	At Washington	L	3-28	75,851
Dec. 19	Buffalo	L	21-31	59,509
Dec. 26	At Atlanta	L	14-37	47,074
Jan. 2	At Green Bay	L	24-49	59,818
			245-382	
	Home: 4-4 (421,173).		Away: 2-6 (540,309).	

### TEAM STATISTICS

<b>Total First Downs</b>	<b>254</b>	<b>301</b>
Rushing	77	128
Passing	150	157
Penalty	27	16
3rd Down: Made/Att.	72/221	94/232
3rd Down Pct.	32.6	40.5
4th Down: Made Att.	4/17	4/15
4th Down Pct.	23.5	26.7
<b>Possession Average</b>	<b>27:10</b>	<b>32:51</b>
<b>Total Net Yards</b>	<b>4010</b>	<b>5422</b>
Avg. Per Game	250.6	338.9
Total Plays	999	1,068
Avg. Per Play	4.0	5.1
<b>Net Yards Rushing</b>	<b>1,207</b>	<b>2,265</b>
Avg. Per Game	5.4	141.6
Total Rushes	396	542
<b>Net Yards Passing</b>	<b>2,803</b>	<b>3,157</b>
Avg. Per Game	175.2	197.3
Sacked/Yards Lost	45/282	33/229
Gross Yards	3,085	3,386
Att./Completions	558/287	493/294
Completion Pct.	51.4	59.6
Had Intercepted	30	17
<b>Punts/Average</b>	<b>94/42.0</b>	<b>89/42.4</b>
<b>Net Punting Average</b>	<b>94/36.7</b>	<b>89/34.2</b>
<b>Penalties/Yards</b>	<b>70/481</b>	<b>112/938</b>
<b>Fumbles/Balls Lost</b>	<b>31/10</b>	<b>28/10</b>
<b>Touchdowns</b>	<b>27</b>	<b>48</b>
Rushing	13	17
Passing	11	25
Returns	3	6

### SCORE BY PERIOD

	Q1	Q2	Q3	Q4	OT	Pts.
Team	19	97	50	79	0	245
Opponents	118	97	56	111	0	382

### SCORING

	TD	R	P	R	PAT	FG	S	Pts.
Jacke	0	0	0	0	26/26	19/27	0	83
Bates	9	9	0	0	0/0	0/0	0	54
Moore	5	0	5	0	0/0	0/0	0	30
Boston	2	0	2	0	0/0	0/0	0	12
Pittman	2	2	0	0	0/0	0/0	0	12
Plummer	2	2	0	0	0/0	0/0	0	12
Cody	1	0	1	0	0/0	0/0	0	6
Fredrickson	1	0	0	1	0/0	0/0	0	6
Lassiter	1	0	0	1	0/0	0/0	0	6
Makovicka	1	0	1	0	0/0	0/0	0	6

### PASSING

	Att.	Comp.	Yds.	Comp. %	Yds./Att.	TD	TD%	Int.	Int. %	Long	Sack/Lost	Rating
Plummer	381	201	2,111	52.8	5.54	9	2.4	24	6.3	63	27/152	50.8
Brown	169	84	944	49.7	5.59	2	1.2	6	3.6	71	18/130	55.9
Greisen	6	1	4	16.7	0.67	0	0.0	0	0.0	4	0/0	39.6
Pittman	1	1	26	100.0	26.00	0	0.0	0	0.0	26	0/0	118.8
Sanders	1	0	0	0.0	0.00	0	0.0	0	0.0	0	0/0	39.6
<b>Team</b>	<b>558</b>	<b>287</b>	<b>3,085</b>	<b>51.4</b>	<b>5.53</b>	<b>11</b>	<b>2.0</b>	<b>30</b>	<b>5.4</b>	<b>71</b>	<b>45/282</b>	<b>52.2</b>
<b>Opponents</b>	<b>493</b>	<b>294</b>	<b>3,386</b>	<b>59.6</b>	<b>6.87</b>	<b>25</b>	<b>5.1</b>	<b>17</b>	<b>3.4</b>	<b>77t</b>	<b>33/229</b>	<b>82.9</b>

### SCORING (CONT.)

	TD	R	P	R	PAT	FG	S	Pts.
McWilliams	1	0	1	0	0/0	0/0	0	6
Sanders	1	0	1	0	0/0	0/0	0	6
Swann	1	0	0	1	0/0	0/0	0	6
<b>Team</b>	<b>27</b>	<b>13</b>	<b>11</b>	<b>3</b>	<b>26/26</b>	<b>19/27</b>	<b>0</b>	<b>245</b>
<b>Opponents</b>	<b>48</b>	<b>17</b>	<b>25</b>	<b>6</b>	<b>44/45</b>	<b>16/24</b>	<b>1</b>	<b>382</b>
2-Pt. Conversions: Team 0/1, Opponents 0/3								

### SACKS

Rice 16.5, Swann 4, Burke 2.5, Fredrickson 2, Wadsworth 2, Drake 1, McKinnon 1, Ottis 1, Sapp 1, Swinger 1, Walz 1.

**Team 33, Opponents 45**

### RUSHING

	No.	Yds.	Avg.	Long	TD
Murrell	193	553	2.9	22	0
Pittman	64	289	4.5	58t	2
Bates	72	202	2.8	16	9
Plummer	39	121	3.1	17	2
Brown	13	49	3.8	10	0
Makovicka	8	7	0.9	7	0
Tillman	1	4	4.0	4	0
Boston	5	0	0.0	7	0
Player	1	-18	-18.0	-18	0
<b>Team</b>	<b>396</b>	<b>1,207</b>	<b>3.0</b>	<b>58t</b>	<b>13</b>
<b>Opponents</b>	<b>542</b>	<b>2,265</b>	<b>4.2</b>	<b>68t</b>	<b>17</b>

### RECEIVING

	No.	Yds.	Avg.	Long	TD
Sanders	79	954	12.1	63	1
Murrell	49	335	6.8	23	0
Boston	40	473	11.8	43	2
Moore	37	621	16.8	71	5
Hardy	30	222	7.4	23	0
Pittman	16	196	12.3	46	0
McWilliams	11	71	6.5	11	1
Makovicka	10	70	7.0	15	1
Cody	6	60	10.0	16	1
Bates	5	34	6.8	18	0
McCullough	3	45	15.0	31	0
McKinley	1	4	4.0	4	0
<b>Team</b>	<b>287</b>	<b>3,085</b>	<b>10.7</b>	<b>71</b>	<b>11</b>
<b>Opponents</b>	<b>294</b>	<b>3,386</b>	<b>11.5</b>	<b>77t</b>	<b>25</b>

### INTERCEPTIONS

	No.	Yds.	Avg.	Long	TD
Lassiter	2	110	55.0	78t	1
Fredrickson	2	57	28.5	34t	1
Knight	2	16	8.0	16	0
Tillman	2	7	3.5	6	0
Williams	2	5	2.5	8	0
Swann	1	42	42.0	42t	1
Wadsworth	1	23	23.0	23	0
Bennett	1	13	13.0	13	0
McCleskey	1	2	2.0	2	0
Chavous	1	1	1.0	1	0
Drake	1	0	0.0	0	0
McKinnon	1	0	0.0	0	0
<b>Team</b>	<b>17</b>	<b>276</b>	<b>16.2</b>	<b>78t</b>	<b>3</b>
<b>Opponents</b>	<b>30</b>	<b>336</b>	<b>11.2</b>	<b>59t</b>	<b>2</b>

### PUNT RETURNS

	Ret.	FC	Yds.	Avg.	Long	TD
Cody	32	12	373	11.7	31	0
Boston	7	0	62	8.9	43	0
Pittman	4	0	16	4.0	7	0
Knight	3	1	38	12.7	27	0
McCleskey	1	0	0	0.0	0	0
<b>Team</b>	<b>47</b>	<b>13</b>	<b>489</b>	<b>10.4</b>	<b>43</b>	<b>0</b>
<b>Opponents</b>	<b>53</b>	<b>16</b>	<b>340</b>	<b>6.4</b>	<b>36</b>	<b>0</b>

### KICKOFF RETURNS

	No.	Yds.	Avg.	Long	TD
Bates	52	1,231	23.7	68	0
Cody	4	76	19.0	29	0
Tillman	3	33	11.0	18	0
Pittman	2	31	15.5	22	0
Dishman	1	9	9.0	9	0
Lassiter	1	13	13.0	13	0
Makovicka	1	10	10.0	10	0
<b>Team</b>	<b>64</b>	<b>1,403</b>	<b>21.9</b>	<b>68</b>	<b>0</b>
<b>Opponents</b>	<b>59</b>	<b>1,224</b>	<b>20.7</b>	<b>88t</b>	<b>2</b>

### PUNTING

	No.	Yds.	Avg.	Net	TB	In20	Lg	Blk.
Player	94	3,948	42.0	36.7	8	18	60	0
<b>Team</b>	<b>94</b>	<b>3,948</b>	<b>42.0</b>	<b>36.7</b>	<b>8</b>	<b>18</b>	<b>60</b>	<b>0</b>
<b>Opponents</b>	<b>89</b>	<b>3,775</b>	<b>42.4</b>	<b>34.2</b>	<b>12</b>	<b>23</b>	<b>69</b>	<b>0</b>

### FIELD GOALS

	1-19	20-29	30-39	40-49	50+
Jacke	0-0	5-5	10-12	4-7	0-3
<b>Team</b>	<b>0-0</b>	<b>5-5</b>	<b>10-12</b>	<b>4-7</b>	<b>0-3</b>
<b>Opponents</b>	<b>0-0</b>	<b>5-7</b>	<b>6-6</b>	<b>4-8</b>	<b>1-3</b>

### USUAL STARTING LINEUP

<b>Offense</b>	<b>Defense</b>
WR.....Rob Moore	LEAndre Wadsworth
LT.....Matt Joyce	Brad Ottis
	L.J. Shelton
LG.....Chris Dishman	LT....Rashod Swinger
	Matt Joyce
C.....Aaron Graham	RE.....Simeon Rice
RG.....Lester Holmes	LLBRob Fredrickson
RT..Anthony Clement	MLB.....Ronald McKinnon
TE.....Terry Hardy	RLB.....Zack Walz
WR.....Frank Sanders	RCBAeneas Williams
QB.....Jake Plummer	RCB.....Tom Knight
FB.....Joel Makovicka	SS...Tommy Bennett
RB.....Adrian Murrell	FS...Kwamie Lassiter
K.....Chris Jacke	P.....Scott Player

### NOTES

RB **Mario Bates'** nine rushing touchdowns a team best since 1993 ... K **Chris Jacke's** 31-yard game-winning field goal in season-opener at Philadelphia makes him the first NFL kicker to win four consecutive regular-season games with walk-off three-pointers ... **Mac Cody's** 11.7-yard punt-return average leads NFC ... WR **Frank Sanders'** 13 receptions in finale at Green Bay most by a Card since 1962 ... RB **Michael Pittman** logs 133 rushing yards against Detroit in first career start ... MLB **Ronald McKinnon** becomes first Cardinal to crack 200-tackle plateau (223 total stops) ... OLB **Rob Fredrickson** sets franchise modern-day record with 22 total tackles vs. N.Y. Jets and becomes first Card linebacker to return an interception for a touchdown since 1987.

### FINAL NFC EAST

#### STANDINGS

	W	L	T	Pct.	Pts.	OP
Washington	10	6	0	.625	443	377
Dallas*	8	8	0	.500	352	276
N.Y. Giants	7	9	0	.438	299	358
Arizona	6	10	0	.375	245	382
Philadelphia	5	11	0	.313	272	357

\*Wild-card playoff qualifier





## 2000 (3-13)

**HEAD COACH VINCE TOBIN (7 GAMES)**

**HEAD COACH DAVE MCGINNIS (9 GAMES)**

Sept. 3	At N.Y. Giants	L	16-21	77,434
Sept. 10	Dallas	W	32-31	58,303
Sept. 17	Open Date			
Sept. 24	Green Bay	L	3-29	69,568
Oct. 1	At San Francisco	L	20-27	66,985
Oct. 8	Cleveland	W	29-21	39,148
Oct. 15	Philadelphia	L	14-33	36,590
Oct. 22	At Dallas	L	7-48	62,981
Oct. 29	New Orleans	L	10-21	35,016
Nov. 5	Washington	W	16-15	44,723
Nov. 12	At Minnesota	L	14-31	64,223
Nov. 19	At Philadelphia	L	9-34	65,356
Nov. 26	N.Y. Giants	L	7-31	38,909
Dec. 3	At Cincinnati	L	13-24	50,289
Dec. 10	At Jacksonville	L	10-44	53,472
Dec. 17	Baltimore	L	7-13	37,452
Dec. 24	At Washington	L	3-20	65,711
			210-443	
	Home: 3-5 (359,709). Away: 0-8 (506,451).			

## TEAM STATISTICS

	<b>Cards</b>	<b>Opp.</b>
<b>Total First Downs</b> .....	<b>253</b>	<b>345</b>
Rushing	71	149
Passing	156	175
Penalty	26	21
3rd Down: Made/Att.	75/199	105/222
3rd Down Pct.	37.7	47.3
4th Down: Made Att.	8/27	10/15
4th Down Pct.	29.6	66.7
<b>Possession Average</b> .....	<b>26:32</b>	<b>33:28</b>
<b>Total Net Yards</b> .....	<b>4,528</b>	<b>5,737</b>
Average Per Game	283.0	358.6
Total Plays	932	1,062
Average Per Play	4.9	5.4
<b>Net Yards Rushing</b> .....	<b>1,278</b>	<b>2,609</b>
Average Per Game	79.9	163.1
Total Rushes	343	579
<b>Net Yards Passing</b> .....	<b>3,250</b>	<b>3,128</b>
Average Per Game	203.1	195.5
Sacked/Yards Lost	35/228	25/135
Gross Yards	3,478	3,263
Att./Comp./Pct.	554/316/57.0	458/295/64.4
Had Intercepted	24	10
<b>Punts/Average</b> .....	<b>65/44.2</b>	<b>59/41.1</b>
<b>Penalties/Yards</b> .....	<b>96/785</b>	<b>96/914</b>
<b>Fumbles/Ball Lost</b> .....	<b>32/20</b>	<b>17/10</b>
<b>Touchdowns</b> .....	<b>24</b>	<b>52</b>
Rushing	6	29
Passing	16	19
Returns	2	4

## SCORE BY PERIOD

	Q1	Q2	Q3	Q4	OT	Pts.
Team	30	48	57	75	0	210
Opponents	114	130	95	104	0	443

## SCORING

	TD	R	P	R	PAT	FG	S	Pts.
Blanchard	0	0	0	0	18/19	16/23	0	66
Boston	7	0	7	0	0/0	0/0	0	42
Pittman	6	4	2	0	0/0	0/0	0	36
Sanders	6	0	6	0	0/0	0/0	0	36
Jones	2	2	0	0	0/0	0/0	0	12
Hardy	1	0	1	0	0/0	0/0	0	6
Jenkins	1	0	0	1	0/0	0/0	0	6
<b>Team</b>	<b>24</b>	<b>6</b>	<b>16</b>	<b>2</b>	<b>18/19</b>	<b>16/23</b>	<b>0</b>	<b>210</b>
<b>Opponents</b>	<b>52</b>	<b>29</b>	<b>19</b>	<b>4</b>	<b>50/51</b>	<b>27/34</b>	<b>0</b>	<b>443</b>
2-Pt. Conversions: Team 0/ 5, Opponents 0/ 1								

## PASSING

	Att.	Comp.	Yds.	Comp. %	Yds./Att.	TD	TD%	Int.	Int. %	Long	Sack/Lost	Rating
Plummer	475	270	2,946	56.8	6.20	13	2.7	21	4.4	70t	22/151	66.0
Brown	69	40	467	58.0	6.77	2	2.9	3	4.3	44t	10/53	70.1
Greisen	10	6	65	60.0	6.50	1	100.0	0	0.0	26t	3/24	112.5
Player	0	0	0	0.0	0.0	0	0.0	0	0.0	0	1/11	0.0
<b>Team</b>	<b>554</b>	<b>316</b>	<b>3,478</b>	<b>57.0</b>	<b>6.28</b>	<b>16</b>	<b>2.9</b>	<b>24</b>	<b>4.3</b>	<b>70t</b>	<b>36/239</b>	<b>67.4</b>
<b>Opponents</b>	<b>458</b>	<b>295</b>	<b>3,263</b>	<b>64.4</b>	<b>7.12</b>	<b>19</b>	<b>4.1</b>	<b>10</b>	<b>2.2</b>	<b>65t</b>	<b>36/239</b>	<b>90.2</b>

## SACKS

Rice 7.5, McKinnon 4, Smith 3, Folston 2, Maddox 1.5, Tillman 1.5, Fredrickson 1, Issa 1, Knight 1, Ottis 1, Wadsworth 1, Davis 0.5.  
**Team 25.0, Opponents 35.0**

## RUSHING

	No.	Yds.	Avg.	Long	TD
Pittman	184	719	3.9	29	4
Jones	112	373	3.3	29	2
Plummer	37	183	4.9	24	0
Boston	3	9	3.0	24	0
Makovicka	3	8	2.7	7	0
Greisen	1	1	1.0	1	0
Dave Brown	1	0	0.0	0	0
Jenkins	1	-4	-4.0	-4	0
Player	1	-11	-11.0	-11	0
<b>Team</b>	<b>343</b>	<b>1,278</b>	<b>3.7</b>	<b>29</b>	<b>6</b>
<b>Opponents</b>	<b>579</b>	<b>2,609</b>	<b>4.5</b>	<b>78t</b>	<b>29</b>

## RECEIVING

	No.	Yds.	Avg.	Long	TD
Pittman	73	579	7.9	36t	2
Boston	71	1,156	16.3	70t	7
Sanders	54	749	13.9	53t	6
Jones	32	208	6.5	20	0
Hardy	27	160	5.9	13	1
Jenkins	17	219	12.9	34	0
Cody	17	212	12.5	24	0
Gedney	10	75	7.5	24	0
Makovicka	6	18	3.0	5	0
Mitchell	5	80	16.0	42	0
McKinley	2	13	6.5	9	0
C. Williams	1	5	5.0	5	0
<b>Team</b>	<b>316</b>	<b>3,478</b>	<b>11.0</b>	<b>70t</b>	<b>16</b>
<b>Opponents</b>	<b>295</b>	<b>3,263</b>	<b>11.1</b>	<b>65t</b>	<b>19</b>

## INTERCEPTIONS

	No.	Yds.	Avg.	Long	TD
A. Williams	5	102	20.4	48	0
Tillman	1	30	30.0	27	0
Lassiter	1	11	11.0	11	0
Fredrickson	1	8	8.0	8	0
Chavous	1	0	0.0	0	0
Walz	1	0	0.0	0	0
<b>Team</b>	<b>10</b>	<b>151</b>	<b>15.1</b>	<b>48</b>	<b>0</b>
<b>Opponents</b>	<b>24</b>	<b>383</b>	<b>16.0</b>	<b>45</b>	<b>2</b>

## PUNT RETURNS

	Ret.	FC	Yds.	Avg.	Long	TD
Cody	31	11	222	7.2	25	0
Jenkins	1	0	1	1.0	1	0
<b>Team</b>	<b>32</b>	<b>11</b>	<b>223</b>	<b>7.0</b>	<b>25</b>	<b>0</b>
<b>Opponents</b>	<b>37</b>	<b>18</b>	<b>347</b>	<b>9.4</b>	<b>64t</b>	<b>2</b>

## KICKOFF RETURNS

	No.	Yds.	Avg.	Long	TD
Jenkins	82	2,186	26.7	98t	1
Bennett	1	17	17.0	17	0
Cody	1	18	18.0	18	0
McKinley	1	20	20.0	20	0
McKinnon	1	9	9.0	9	0
Barrett	0	46	0.0	41	0
<b>Team</b>	<b>86</b>	<b>2,296</b>	<b>26.7</b>	<b>98t</b>	<b>1</b>
<b>Opponents</b>	<b>46</b>	<b>827</b>	<b>18.0</b>	<b>40</b>	<b>0</b>

## PUNTING

	No.	Yds.	Avg.	Net	TBln	20	Lg	Blk.
Player	65	2,871	44.2	37.3	5	17	55	0
<b>Team</b>	<b>65</b>	<b>2,871</b>	<b>44.2</b>	<b>37.3</b>	<b>5</b>	<b>17</b>	<b>55</b>	<b>0</b>
<b>Opponents</b>	<b>59</b>	<b>2,422</b>	<b>44.1</b>	<b>35.2</b>	<b>6</b>	<b>15</b>	<b>61</b>	<b>0</b>

## FIELD GOALS

	1-19	20-29	30-39	40-49	50+
Blanchard	1-1	2-2	9-11	2-5	2-4
<b>Team</b>	<b>1-1</b>	<b>2-2</b>	<b>9-11</b>	<b>2-5</b>	<b>2-4</b>
<b>Opponents</b>	<b>0-0</b>	<b>7-7</b>	<b>10-12</b>	<b>8-12</b>	<b>2-3</b>

## USUAL STARTING LINEUP

<b>Offense</b>	<b>Defense</b>
<b>WR</b> .....David Boston	<b>LE</b> .....Brad Ottis
<b>LT</b> .....L.J. Shelton	Andre Wadsworth
<b>LG</b> .....Matt Joyce	<b>LT</b> .....Russell Davis
<b>C</b> .....Chris Dishman	Tony McCoy
Mike Gruttaduria	<b>RT</b> .....Mark Smith
<b>RG</b> .....Lester Holmes	Mao Tosi
<b>RT</b> .....Anthony Clement	<b>RE</b> .....Simeon Rice
<b>TE</b> .....Terry Hardy	<b>LLB</b> ...Ray Thompson
<b>WR</b> .....Frank Sanders	<b>MLB</b> Ronald McKinnon
<b>QB</b> .....Jake Plummer	<b>RLB</b> Rob Fredrickson
<b>FB</b> .....Joel Makovicka	<b>LCB</b> Aeneas Williams
<b>RB</b> ...Michael Pittman	<b>RCB</b> .....Tom Knight
Thomas Jones	<b>SS</b> .....Pat Tillman
<b>K</b> .....Cary Blanchard	<b>FS</b> ...Kwamie Lassiter
	<b>K</b> .....Scott Player

## NOTES

Defensive coordinator **Dave McGinnis** replaces Head Coach **Vince Tobin** on an interim basis after seven games ... McGinnis is named permanent head coach Dec. 18 ... Maricopa Co. voters approve new multi-purpose stadium on Election Day, Nov. 7 ... 109 starter games lost by injuries to 17 players ... fewest victories and lowest winning percentage since 1959 ... CB **Aeneas Williams** appears in 160th consecutive game to end season, the longest streak by a position player in franchise history ... he also authors a 104-yard fumble return for a touchdown Nov. 5 vs. Washington to equal the NFL record ... SS **Pat Tillman** (224) and middle MLB **Ronald McKinnon** (208) become the first pair of Cards to crack 200 single-season total tackles ... McKinnon also becomes the first Card to register 200-plus total tackles in consecutive seasons ... WR **MarTay Jenkins** sets NFL single-season records with 82 kickoff returns for 2,186 yards ... Jenkins posts Cards' first kickoff return for a touchdown in 21 years Nov. 12 at Minnesota ... QB **Jake Plummer** becomes the fastest Cardinal to 10,000 career passing yards in his 47th NFL game Nov. 5 vs. Washington.

## FINAL NFC EAST STANDINGS

	Team	W	L	T	Pct.	Pts.	OP
	N.Y. Giants#	12	4	0	.750	328	246
	Philadelphia*	11	5	0	.688	351	245
	Washington	8	8	0	.500	281	269
	Dallas	5	11	0	.313	294	361
	Arizona	3	13	0	.188	210	443

#Top NFL playoff seed

\*Wild-card playoff qualifier



## 2001 (7-9)

### HEAD COACH DAVE MCGINNIS

Sept. 9	Open Date		
Sept. 16	At Washington (Postponed to 1/6/02, national tragedy)		
Sept. 23	Denver Broncos L	17-38	47,239
Sept. 30	Atlanta Falcons L	14-34	23,790
Oct. 7	At Philadelphia W	21-20	66,360
Oct. 14	At Chicago L	13-20	66,944
Oct. 21	Kansas City W	24-16	29,983
Oct. 28	At Dallas L	3-17	63,114
Nov. 4	Philadelphia L	7-21	27,290
Nov. 11	New York Giants L	10-17	33,107
Nov. 18	Detroit Lions W	45-38	24,363
Nov. 25	At San Diego W	20-17	49,398
Dec. 2	At Oakland W	34-31 (OT)	46,601
Dec. 9	Washington L	10-20	36,642
Dec. 15	At N.Y. Giants L	13-17	77,913
Dec. 23	Dallas W	17-10	40,881
Dec. 30	At Carolina W	30-7	72,025
Jan. 6	At Washington L	17-20	61,721
		295-343	
	Home: 3-5 (263,295). Away: 4-4 (504,076).		

### TEAM STATISTICS

	Cards	Opp.
<b>Total First Downs</b> .....	<b>277</b>	<b>319</b>
Rushing	77	124
Passing	177	179
Penalty	23	16
3rd Down: Made/Att.57/196	84/220	
3rd Down Pct.	29.1	38.2
4th Down: Made Att. 10/20	12/24	
4th Down Pct.	50.0	50.0
<b>Possession Average...27:45</b> .....	<b>32:15</b>	
<b>Total Net Yards</b> .....	<b>4898</b>	<b>5685</b>
Average Per Game	306.1	355.3
Total Plays	955	1,071
Average Per Play	5.1	5.3
<b>Net Yards Rushing</b> .....	<b>1449</b>	<b>2087</b>
Average Per Game	90.6	130.4
Total Rushes	400	496
<b>Net Yards Passing</b> .....	<b>3449</b>	<b>3598</b>
Average Per Game	215.6	224.9
Sacked/Yards Lost 29/204	19/128	
Gross Yards	3,653	3,726
Att./Comp./Pct.526/304/57.8	556/337/60.6	
Had Intercepted	14	17
<b>Punts/Average</b> .....	<b>87/41.0</b>	<b>75/43.3</b>
<b>Penalties/Yards</b> .....	<b>72/620</b>	<b>110/980</b>
<b>Fumbles/Ball Lost</b> .....	<b>26/13</b>	<b>27/7</b>
<b>Touchdowns</b> .....	<b>33</b>	<b>39</b>
Rushing	10	10
Passing	18	26
Returns	5	3

### SCORE BY PERIOD

	Q1	Q2	Q3	Q4	OT	Pts.
Team	51	110	30	101	3	295
Opponents	57	114	72	100	0	343

### SCORING

	TD	R	P	R	PAT	FG	S	Pts.
Gramatica	0	0	0	0	25/25	16/20	0	73
Boston	8	0	0	0	0/0	0/0	0	48
Jones	5	5	0	0	0/0	0/0	0	30
Pittman	5	5	0	0	0/0	0/0	0	30
Oglesby	0	0	0	0	7/7	5/6	0	22
Jenkins	3	0	3	0	0/0	0/0	0	18
Hardy	2	0	2	0	0/0	0/0	0	12
McKinnon	2	0	2	0	0/0	0/0	0	12
Mitchell	2	0	2	0	0/0	0/0	0	12
Sanders	2	0	2	0	0/0	0/0	0	12
Makovicka	1	0	1	0	0/0	0/0	0	6
Vanden Bosch	1	0	0	1	0/0	0/0	0	6
Wakefield	1	0	0	1	0/0	0/0	0	6
Wilson	1	0	0	1	0/0	0/0	0	6

### PASSING

	Att.	Comp.	Yds.	Comp. %	Yds./Att.	TD	TD%	Int.	Int. %	Long	Sack/Lost	Rating
Plummer	525	304	3,653	57.9	6.96	18	3.4	14	2.7	68t	29/204	79.6
Sanders	1	0	0	0.0	0.0	0	0.0	0	0.0	0	0/0	39.6
<b>Team</b>	<b>526</b>	<b>304</b>	<b>3,653</b>	<b>57.8</b>	<b>6.94</b>	<b>18</b>	<b>3.4</b>	<b>14</b>	<b>2.7</b>	<b>68t</b>	<b>29/204</b>	<b>79.5</b>
<b>Opponents</b>	<b>556</b>	<b>337</b>	<b>3,726</b>	<b>60.6</b>	<b>6.70</b>	<b>26</b>	<b>4.7</b>	<b>17</b>	<b>3.1</b>	<b>79t</b>	<b>19/128</b>	<b>83.4</b>

### SCORING (CONT.)

	TD	R	P	R	PAT	FG	S	Pts.
Plummer	0	0	0	0	0/0	0/0	0	2
<b>Team</b>	<b>33</b>	<b>10</b>	<b>18</b>	<b>5</b>	<b>32/32</b>	<b>21/26</b>	<b>0</b>	<b>295</b>
<b>Opponents</b>	<b>39</b>	<b>10</b>	<b>26</b>	<b>3</b>	<b>36/36</b>	<b>23/32</b>	<b>0</b>	<b>343</b>
2-Pt. Conversions: Plummer: Team 1/1, Opponents 2/3								

### SACKS

Fredrickson 4.0, Wakefield 2.5, Burke 2.0, R. Davis 2.0, McKinnon 2.0, Lassiter 1.0, Sanyika 1.0, Tosi 1.0, Walz 1.0, Bell 0.5, Hill 0.5, Thompson 0.5, Vanden Bosch 0.5, Wilson 0.5.  
**Team 19.0, Opponents 29.0**

### RUSHING

	No.	Yds.	Avg.	Long	TD
Pittman	241	846	3.5	42	5
Jones	112	380	3.4	21	5
Plummer	35	163	4.7	21	0
Boston	5	35	7.0	17	0
Makovicka	1	19	19.0	19	0
Jenkins	3	4	1.3	16	0
Gruttadauria	1	1	1.0	1	0
McKinley	1	1	1.0	1	0
Player	1	0	0.0	0	0
<b>Team</b>	<b>400</b>	<b>1,449</b>	<b>3.6</b>	<b>42</b>	<b>10</b>
<b>Opponents</b>	<b>496</b>	<b>2,087</b>	<b>4.2</b>	<b>41</b>	<b>10</b>

### RECEIVING

	No.	Yds.	Avg.	Long	TD
Boston	98	1,598	16.3	61t	8
Pittman	42	264	6.3	27	0
Sanders	41	618	15.1	68t	2
Jenkins	32	518	16.2	53	3
Mitchell	25	196	7.8	24t	2
Jones	21	151	7.2	18	0
Makovicka	16	95	5.9	25	1
Hardy	11	79	7.2	13	2
Jackson	9	44	4.9	16	0
Bush	8	80	10.0	16	0
McKinley	1	10	10.0	10	0
<b>Team</b>	<b>304</b>	<b>3,653</b>	<b>12.0</b>	<b>68t</b>	<b>18</b>
<b>Opponents</b>	<b>337</b>	<b>3,726</b>	<b>11.1</b>	<b>79t</b>	<b>26</b>

### INTERCEPTIONS

	No.	Yds.	Avg.	Long	TD
Lassiter	9	80	8.9	25	0
Wilson	2	97	48.5	61t	1
Barrett	2	30	15.0	23	0
Knight	1	43	43.0	43	0
McKinnon	1	24	24.0	24	1
Wakefield	1	20	20.0	20	1
Chavous	1	0	0.0	0	0
<b>Team</b>	<b>17</b>	<b>294</b>	<b>17.3</b>	<b>61t</b>	<b>3</b>
<b>Opponents</b>	<b>14</b>	<b>157</b>	<b>11.2</b>	<b>43</b>	<b>1</b>

### PUNT RETURNS

	Ret.	FC	Yds.	Avg.	Long	TD
Jackson	40	0	461	11.5	55	0
Lassiter	3	1	11	3.7	10	0
<b>Team</b>	<b>43</b>	<b>1</b>	<b>472</b>	<b>11.0</b>	<b>55</b>	<b>0</b>
<b>Opponents</b>	<b>48</b>	<b>17</b>	<b>481</b>	<b>10.0</b>	<b>45</b>	<b>0</b>

### KICKOFF RETURNS

	No.	Yds.	Avg.	Long	TD
Jenkins	49	1,120	22.9	70	0
Pittman	6	161	26.8	44	0
Shipp	6	118	19.7	26	0
Jackson	2	46	23.0	24	0
Burke	1	15	15.0	15	0
Bush	1	9	9.0	9	0
Makovicka	1	7	7.0	7	0
McKinley	1	11	11.0	11	0
<b>Team</b>	<b>67</b>	<b>1,487</b>	<b>22.2</b>	<b>70</b>	<b>0</b>
<b>Opponents</b>	<b>53</b>	<b>967</b>	<b>18.2</b>	<b>94t</b>	<b>1</b>

### PUNTING

	No.	Yds.	Avg.	Net	TB	In20	Lg	Blk.
Player	67	2,779	41.5	33.8	7	17	58	0
Stanley	19	751	39.5	34.2	1	4	54	0
Gramatica	1	41	41.0	19.0	0	0	41	0
<b>Team</b>	<b>87</b>	<b>3,571</b>	<b>41.0</b>	<b>33.7</b>	<b>8</b>	<b>21</b>	<b>58</b>	<b>0</b>
<b>Opponents</b>	<b>75</b>	<b>3,251</b>	<b>43.3</b>	<b>34.1</b>	<b>11</b>	<b>22</b>	<b>64</b>	<b>0</b>

### FIELD GOALS

	1-19	20-29	30-39	40-49	50+
Gramatica	1-1	7-7	3-4	4-7	1-1
Oglesby	1-1	2-2	1-2	1-1	0-0
<b>Team</b>	<b>2-2</b>	<b>9-9</b>	<b>4-6</b>	<b>5-8</b>	<b>1-1</b>
<b>Opponents</b>	<b>0-0</b>	<b>7-9</b>	<b>8-9</b>	<b>7-12</b>	<b>1-2</b>

### USUAL STARTING LINEUP

Offense	Defense
<b>WR</b> .....David Boston	<b>LE</b> .....Fred Wakefield
<b>LT</b> .....L.J. Shelton	Jabari Issa
<b>LG</b> .....Pete Kendall	<b>LT</b> .....Russell Davis
Chris Dishman	<b>RT</b> .....Barron Tanner
<b>C</b> ...Mike Gruttadauria	<b>RE</b> .....Thomas Burke
<b>RG</b> .....Leonard Davis	Kyle Vanden Bosch
<b>RT</b> ...Anthony Clement	<b>LLB</b> .....Ray Thompson
<b>TE</b> .....Steve Bush	<b>MLB</b> ..Ronald McKinnon
Terry Hardy	<b>RLB</b> ....Rob Fredrickson
Tywan Mitchell	<b>LCB</b> .....David Barrett
<b>WR</b> ....Frank Sanders	Tom Knight
<b>QB</b> .....Jake Plummer	<b>RCB</b> .....Corey Chavous
<b>FB</b> ....Joel Makovicka	<b>SS</b> .....Pat Tillman
<b>RB</b> ...Michael Pittman	Justin Lucas
	<b>FS</b> .....Kwamie Lassiter

### NOTES

**Dave McGinnis** fields NFL's youngest team and its largest offensive line in first season as head coach ... national tragedy Sept. 11 delays season opening ... 17 points separate Arizona from 8-0 second-half record ... 3-1 vs. AFC equals franchise best ... 45 points Nov. 18 vs. Detroit a 332-game high (1977) ... 29 quarterback sacks allowed the franchise's second fewest in 16-game season (1978) ... WR **David Boston** leads NFL and sets Arizona single-season records with 1,598 receiving yards and nine 100-yard games and becomes second youngest NFL player to eclipse 1,500 receiving yards ... QB **Jake Plummer** posts 13th, 14th, 15th, and 16th career comebacks ... Plummer and Giant Kerry Collins the only NFL signal-callers to take every snap ... WR **Frank Sanders** makes 100th NFL start ... 14 different starting combinations on defense ... 343 opponent points fewest allowed since 1994 (267) ... Cards' defense scores five touchdowns for fifth time since 1960 (1995, '87, '64, '61) ... MLB **Ronald McKinnon** becomes first Card in 178 games to record defensive touchdowns in consecutive contests ... FS **Kwamie Lassiter's** nine interceptions lead NFL safeties ... rookie K **Bill Gramatica** sets team rookie records with 14 field goals and 50-yard three-pointer.

### FINAL NFC EAST STANDINGS

Team	W	L	T	Pct.	Pts.	OP
Philadelphia	11	5	0	.688	343	208
Washington	8	8	0	.500	256	303
N.Y. Giants	7	9	0	.438	294	321
Dallas	7	9	0	.438	295	343
Arizona	5	11	0	.313	246	338



## 2002 (5-11)

### HEAD COACH DAVE MCGINNIS

Sept. 8	At Washington	L	23-31	85,140
Sept. 15	At Seattle	W	24-13	63,104
Sept. 22	San Diego	L	15-23	26,827
Sept. 29	N.Y. Giants	W	21-7	23,312
Oct. 6	At Carolina	W	16-13	72,286
Oct. 13	Open Date			
Oct. 20	Dallas	W	9-6 (OT)	56,956
Oct. 27	At San Francisco	L	28-38	67,173
Nov. 3	St. Louis	L	14-27	43,654
Nov. 10	Seattle	L	6-27	25,435
Nov. 17	At Phila.	L	14-38	64,990
Nov. 24	Oakland	L	20-41	52,501
Dec. 1	At Kansas City	L	0-49	77,809
Dec. 8	Detroit	W	23-20 (OT)	21,292
Dec. 15	At St. Louis	L	28-30	65,939
Dec. 21	San Francisco	L	14-17	39,439
Dec. 29	At Denver	L	7-37	75,164

Home: 3-5 (289,416). Away: 2-6 (571,605).

### TEAM STATISTICS

	Cards	Opp.
<b>Total First Downs</b>	<b>274</b>	<b>335</b>
Rushing	94	117
Passing	148	196
Penalty	32	22
3rd Down Made/Att.	99/230	90/212
3rd Down Pct.	43.0	46.7
4th Down: Made/Att.	4/13	7/15
4th Down Pct.	30.8	46.7
<b>Possession Avg</b>	<b>28:41</b>	<b>31:19</b>
<b>Total Net Yards</b>	<b>4563</b>	<b>6020</b>
Avg. Per Game	285.2	376.3
Total Plays	1,003	1,046
Avg. Per Play	4.5	5.8
<b>Net Yards Rushing</b>	<b>1823</b>	<b>2146</b>
Avg. Per Game	113.9	134.1
Total Rushes	414	490
<b>Net Yards Passing</b>	<b>2740</b>	<b>3874</b>
Avg. Per Game	171.3	242.1
Sacked/Yards Lost	41/298	21/131
Gross Yards	3,038	4,005
Att./Completions	548/291	535/335
Completion Pct.	53.1	62.6
Had Intercepted	22	17
<b>Punts/Average</b>	<b>89/43.4</b>	<b>65/42.0</b>
<b>Net Punting Average</b>	<b>89/35.0</b>	<b>65/36.8</b>
<b>Penalties/Yards</b>	<b>76/617</b>	<b>111/969</b>
<b>Fumbles/Ball Lost</b>	<b>26/13</b>	<b>15/8</b>
<b>Touchdowns</b>	<b>31</b>	<b>50</b>
Rushing	10	17
Passing	18	29
Returns	3	4

### SCORE BY PERIOD

	Q1	Q2	Q3	Q4	OT	Pts.
Team	40	85	41	90	6	262
Opponents	109	158	70	80	0	417

### SCORING

	TD	R	P	R	PAT	FG	S	Pts.
Gramatica	0	0	0	0	29/29	15/21	0	74
Shipp	9	6	3	0	0/0	0/0	0	54
Kasper	3	0	3	0	0/0	0/0	0	18
Makovicka	3	0	3	0	0/0	0/0	0	18
Sanders	2	0	2	0	0/0	0/0	0	14
Jenkins	2	0	1	1	0/0	0/0	0	12
T. Jones	2	2	0	0	0/0	0/0	0	12
Lucas	2	0	0	2	0/0	0/0	0	12
Plummer	2	2	0	0	0/0	0/0	0	12
Boston	1	0	1	0	0/0	0/0	0	6
Bush	1	0	1	0	0/0	0/0	0	6
Jackson	1	0	1	0	0/0	0/0	0	6
F. Jones	1	0	1	0	0/0	0/0	0	6
McAddley	1	0	1	0	0/0	0/0	0	6

### PASSING

	Att.	Comp.	Yds.	Comp. %	Yds./Att.	TD	TD%	Int.	Int. %	Long	Sack/Lost	Rating
Plummer	530	284	2,972	53.6	5.61	18	3.4	20	3.8	80t	36/248	65.7
McCown	18	7	66	38.9	3.67	0	0.0	2	1.1	26	5/50	10.2
<b>Team</b>	<b>548</b>	<b>291</b>	<b>3,038</b>	<b>53.1</b>	<b>5.54</b>	<b>18</b>	<b>3.3</b>	<b>22</b>	<b>4.0</b>	<b>80t</b>	<b>41/298</b>	<b>63.7</b>
<b>Opponents</b>	<b>535</b>	<b>335</b>	<b>4,005</b>	<b>62.6</b>	<b>7.49</b>	<b>29</b>	<b>5.4</b>	<b>17</b>	<b>3.2</b>	<b>78t</b>	<b>21/131</b>	<b>90.3</b>

### SCORING (CONT.)

	TD	R	P	R	PAT	FG	S	Pts.
Poole	1	0	1	0	0/0	0/0	0	6
<b>Team</b>	<b>31</b>	<b>10</b>	<b>18</b>	<b>3</b>	<b>29/29</b>	<b>15/21</b>	<b>0</b>	<b>262</b>
<b>Opponents</b>	<b>50</b>	<b>17</b>	<b>29</b>	<b>4</b>	<b>49/49</b>	<b>22/29</b>	<b>1</b>	<b>417</b>

2-Pt. Conversions: Sanders.  
Team 1/ 2, Opponents 0/ 1

### SACKS

Vanden Bosch 3.5, Thompson 2, Bell 2, R. Davis 2, Tanner 2, Wakefield 2, Bryant 1.5, Wilson 1.5, Fredrickson 1, Hill 1, Woods 0.5.  
**Team 21, Opponents 41**

### RUSHING

	No.	Yds.	Avg.	Long	TD
Shipp	188	834	4.4	56	6
T. Jones	138	511	3.7	58t	2
Plummer	46	283	6.2	34t	2
Anderson	24	65	2.7	14	0
Makovicka	5	54	10.8	22	0
Boston	2	29	14.5	22	0
McCown	1	20	20.0	20	0
Kasper	3	19	6.3	9	0
Jenkins	3	6	2.0	10	0
Sanders	3	2	0.7	5	0
Player	1	0	0.0	0	0
<b>Team</b>	<b>414</b>	<b>1,823</b>	<b>4.4</b>	<b>58t</b>	<b>10</b>
<b>Opponents</b>	<b>490</b>	<b>2,146</b>	<b>4.4</b>	<b>59</b>	<b>17</b>

### RECEIVING

	No.	Yds.	Avg.	Long	TD
F. Jones	44	358	8.1	24	1
Shipp	38	413	10.9	80t	3
Sanders	34	400	11.8	37	2
Boston	32	512	16.0	34	1
McAddley	25	362	14.5	42	1
Jenkins	21	250	11.9	65t	1
T. Jones	20	113	5.7	17	0
Bush	19	121	6.4	13	1
Kasper	15	180	12.0	24	3
Makovicka	15	81	5.4	17	3
Poole	13	108	8.3	15	1
Jackson	5	42	8.4	11t	1
Soliday	4	39	9.8	16	0
Anderson	3	36	12.0	12	0
Gilmore	1	14	14.0	14	0
Starkey	1	7	7.0	7	0
Plummer	1	2	2.0	2	0
<b>Team</b>	<b>291</b>	<b>3,038</b>	<b>10.4</b>	<b>80t</b>	<b>18</b>
<b>Opponents</b>	<b>335</b>	<b>4,005</b>	<b>12.0</b>	<b>78t</b>	<b>29</b>

### INTERCEPTIONS

	No.	Yds.	Avg.	Long	TD
Wilson	4	35	8.8	35	0
Barrett	3	40	13.3	22	0
Lucas	2	80	40.0	38t	2
Lassiter	2	7	3.5	7	0
Hill	2	4	3.5	7	0
Starks	2	4	2.0	3	0
Tanner	1	17	17.0	17	0
Rhinehart	1	0	0.0	0	0
<b>Team</b>	<b>17</b>	<b>186</b>	<b>10.9</b>	<b>38t</b>	<b>2</b>
<b>Opponents</b>	<b>22</b>	<b>303</b>	<b>13.8</b>	<b>50</b>	<b>1</b>

### PUNT RETURNS

	Ret.	FC	Yds.	Avg.	Long	TD
Jackson	31	4	182	5.9	22	0
Lassiter	4	0	21	5.3	10	0
Rhinehart	1	0	18	18.0	18	0
<b>Team</b>	<b>36</b>	<b>4</b>	<b>221</b>	<b>6.1</b>	<b>22</b>	<b>0</b>
<b>Opponents</b>	<b>42</b>	<b>18</b>	<b>547</b>	<b>13.0</b>	<b>90t</b>	<b>3</b>

### KICKOFF RETURNS

	No.	Yds.	Avg.	Long	TD
Kasper (NFL)	55	1,300	23.6	56	0
Kasper (AZ)	32	722	22.6	40	0
Jenkins	20	559	28.0	95t	1
Anderson	12	227	18.9	27	0
Shipp	6	120	20.0	29	0
Bush	2	24	12.0	13	0
Makovicka	2	30	15.0	18	0

### KICKOFF RETURNS (CONT.)

	No.	Yds.	Avg.	Long	TD
McAddley	2	45	22.5	25	0
Young	2	22	11.0	12	0
Banks	1	18	18.0	18	0
Burke	1	15	15.0	15	0
Morgan	1	15	15.0	15	0
<b>Team</b>	<b>81</b>	<b>1,797</b>	<b>22.2</b>	<b>95t</b>	<b>1</b>
<b>Opponents</b>	<b>58</b>	<b>1,407</b>	<b>24.3</b>	<b>55</b>	<b>0</b>

### PUNTING

	No.	Yds.	Avg.	Net	TB	Int	Lg	Blk.
Player	88	3,864	43.9	35.0	10	28	58	1
<b>Team</b>	<b>88</b>	<b>3,864</b>	<b>43.9</b>	<b>35.0</b>	<b>10</b>	<b>28</b>	<b>58</b>	<b>1</b>
<b>Opponents</b>	<b>65</b>	<b>2,730</b>	<b>42.0</b>	<b>36.8</b>	<b>6</b>	<b>25</b>	<b>65</b>	<b>0</b>

### FIELD GOALS

	1-19	20-29	30-39	40-49	50+
Gramatica	0-0	6-7	2-2	6-8	1-4
<b>Team</b>	<b>0-0</b>	<b>6-7</b>	<b>2-2</b>	<b>6-8</b>	<b>1-4</b>
<b>Opponents</b>	<b>1-1</b>	<b>8-8</b>	<b>6-7</b>	<b>5-10</b>	<b>2-3</b>

### USUAL STARTING LINEUP

Offense	Defense
<b>WR</b> .....David Boston	<b>LE</b> .....Fred Wakefield
Jason McAddley	LT.....Russell Davis
<b>LT</b> .....L.J. Shelton	<b>RT</b> .....Barron Tanner
<b>LG</b> .....Pete Kendall	Marcus Bell
C...Mike Gruttadauria	Wendell Bryant
Jason Starkey	<b>RE</b> Kyle Vanden Bosch
<b>RG</b> .....Chris Dishman	<b>LLB</b> ...Ray Thompson
<b>RT</b> .....Leonard Davis	<b>MLB</b> Ronald McKinnon
<b>TE</b> .....Freddie Jones	<b>RLB</b> Rob Fredrickson
<b>WR</b> .....Frank Sanders	<b>LCB</b> .....Duane Starks
Kevin Kasper	Renaldo Hill
<b>QB</b> .....Jake Plummer	<b>RCB</b> .....David Barrett
<b>FB</b> .....Steve Bush	<b>SS</b> .....Adrian Wilson
<b>RB</b> .....Thomas Jones	<b>FS</b> ...Kwamie Lassiter
Marcel Shipp	<b>P</b> .....Scott Player
<b>K</b> .....Bill Gramatica	

### NOTES

Cards join NFC West Division after 32 seasons in the NFC East ... first 3-2 start since 1991, first 4-2 getaway since 1988 precede injury siege ... 95 starter and replacement starter games lost to injury, most on offense ... 41 players start games ... **Freddie Jones** first tight end to lead team in receptions since 1973 ... RB **Marcel Shipp** rushing leader (834 yards) in only six starts plus 80-yard touchdown reception at St. Louis, Cards' longest play from scrimmage since 1988 ... MLB **Ronald McKinnon** leads Arizona in tackles for fourth consecutive season ... FS **Adrian Wilson** intercepts three passes against Dallas to share NFL single-game high ... Arizona beats Dallas 9-6 without a touchdown, a franchise first in 123 games ... the Cards' 49-0 loss at Kansas City the most one-sided setback in franchise history, their first shutout in 105 games, and the largest margin in the NFL since 1989 ... final political hurdles cleared to begin construction of new stadium in Glendale in west suburban Maricopa County ... S **Pat Tillman** declines new multi-year contract offer to join U.S. Army and enter Army Ranger training.

### FINAL NFC WEST

Team	W	L	T	Pct.	Pts.	OP
San Francisco	10	6	0	.625	367	351
St. Louis	7	9	0	.438	316	369
Seattle	7	9	0	.438	355	369
Arizona	5	11	0	.313	262	417





## 2003 (4-12)

### HEAD COACH DAVE MCGINNIS

Sept. 7	At Detroit	L	24-42	60,691
Sept. 14	Seattle	L	0-38	23,127
Sept. 21	Green Bay	W	20-13	58,784
Sept. 28	At St. Louis	L	13-37	65,758
Oct. 5	At Dallas	L	7-24	63,601
Oct. 12	Baltimore	L	18-26	24,193
Oct. 19	Open Date			
Oct. 26	San Francisco	W	16-13 (OT)	40,824
Nov. 2	Cincinnati	W	17-14	23,531
Nov. 9	At Pittsburgh	L	15-28	59,520
Nov. 16	At Cleveland	L	6-44	72,908
Nov. 23	St. Louis	L	27-30 (OT)	42,089
Nov. 30	At Chicago	L	3-28	61,550
Dec. 7	At San Francisco	L	14-50	66,975
Dec. 14	Carolina	L	17-20	23,217
Dec. 21	At Seattle	L	10-28	64,899
Dec. 29	Minnesota	W	18-17	52,734
			225-452	

Home: 4-4 (288,499). Away: 0-8 (515,902).

### TEAM STATISTICS

	Cards	Opp.
<b>Total First Downs</b> .....	<b>256</b>	<b>326</b>
Rushing	80	120
Passing	147	184
Penalty	29	22
3rd Down Made/Att.83/222		92/199
3rd Down Pct.	37.4	46.2
4th Down: Made/Att. 10/22		3/8
4th Down Pct.	45.5	30.19
<b>Possession Avg.</b> .....	<b>29:41</b>	<b>30:15</b>
<b>Total Net Yards</b> .....	<b>4490</b>	<b>5504</b>
Avg. Per Game	280.6	344.0
Total Plays	981	993
Avg. Per Play	4.6	5.5
<b>Net Yards Rushing</b> .....	<b>1531</b>	<b>1915</b>
Avg. Per Game	95.7	119.7
Total Rushes	403	475
<b>Net Yards Passing</b> .....	<b>2959</b>	<b>3589</b>
Avg. Per Game	184.9	224.3
Sacked/Yards Lost 44/306		21/97
Gross Yards	3,265	3,686
Att./Completions 534/303		497/311
Completion Pct.	56.7	62.6
Had Intercepted	22	13
<b>Punts/Average</b> .....	<b>83/42.3</b>	<b>67/40.0</b>
<b>Net Punting Average</b> 83/34.4.....	<b>67/36.4</b>	
<b>Penalties/Yards</b> .....	<b>98/761</b>	<b>86/754</b>
<b>Fumbles/Ball Lost</b> .....	<b>29/14</b>	<b>21/10</b>
<b>Touchdowns</b> .....	<b>25</b>	<b>55</b>
Rushing	5	17
Passing	18	29
Returns	2	9

### SCORE BY PERIOD

	Q1	Q2	Q3	Q4	OT	Pts.
Team	55	55	52	60	3	225
Opponents	117	117	99	116	3	452

### SCORING

	TD	R	P	R	PAT	FG	S	Pts.
Boldin	8	0	8	0	0/0	0/0	0	48
Rackers	0	0	0	0	8/8	9/12	0	35
Duncan	0	0	0	0	5/6	6/10	0	23
Jones	3	0	3	0	0/0	0/0	0	18
Gramatica	0	0	0	0	6/6	3/4	0	15
Blake	2	2	0	0	0/0	0/0	0	14
Gilmore	2	0	2	0	0/0	0/0	0	12
Hodgins	2	0	2	0	0/0	0/0	0	12
Smith	2	2	0	0	0/0	0/0	0	12
Bush	1	0	1	0	0/0	0/0	0	6
Hill	1	0	0	1	0/0	0/0	0	6
B. Johnson	1	0	1	0	0/0	0/0	0	6
McCown	1	1	0	0	0/0	0/0	0	6

### PASSING

Rating	Att.	Comp.	Yds.	Comp. %	Yds./Att.	TD	TD%	Int.	Int. %	Long	Sack/Lost	Pts.
Blake	367	208	2,247	56.7	6.12	13	.035	15	.041	71t	19/132	69.6
McCown	166	95	1,018	57.2	6.13	5	.030	6	.036	60t	25/174	70.3
Boldin	1	0	0	0.0	0.00	0	.000	1	1.000	0	0/0	0.0
<b>Team</b>	<b>534</b>	<b>303</b>	<b>3,265</b>	<b>56.7</b>	<b>5.61</b>	<b>18</b>	<b>.034</b>	<b>22</b>	<b>.038</b>	<b>71t</b>	<b>44/306</b>	<b>68.9</b>
<b>Opponents</b>	<b>497</b>	<b>311</b>	<b>3,686</b>	<b>62.6</b>	<b>7.42</b>	<b>29</b>	<b>.058</b>	<b>13</b>	<b>.026</b>	<b>68t</b>	<b>21/97</b>	<b>93.7</b>

### SCORING (CONT.)

	TD	R	P	R	PAT	FG	S	Pts.
Poole	1	0	1	0	0/0	0/0	0	6
Scobey	1	0	0	1	0/0	0/0	0	6
<b>Team</b>	<b>25</b>	<b>5</b>	<b>18</b>	<b>2</b>	<b>19/20</b>	<b>18/26</b>	<b>0</b>	<b>225</b>
<b>Opponents</b>	<b>55</b>	<b>17</b>	<b>29</b>	<b>9</b>	<b>53/53</b>	<b>21/28</b>	<b>3</b>	<b>452</b>

### SACKS

D. Johnson 3.0, Thompson 3.0, Darling 2.0, Hill 2.0, King 2.0, McKinnon 2.0, Bell 1.0, R. Davis 1.0, Fisher 1.0, Pace 1.0, Tanner 1.0, Wakefield 1.0, Woods 1.0.  
**Team 21, Opponents 44.**

### RUSHING

	No.	Yds.	Avg.	Long	TD
Shipp	228	830	3.6	36	0
Smith	90	256	2.8	22	2
Blake	30	177	5.9	19	2
McCown	28	158	5.6	16t	1
Anderson	18	68	3.8	17	0
Boldin	5	40	8.0	23	0
Hodgins	2	6	3.0	3	0
Gilmore	1	0	0.0	0	0
Kasper	1	-4	-4.0	-4	0
<b>Team</b>	<b>403</b>	<b>1,531</b>	<b>3.8</b>	<b>36</b>	<b>5</b>
<b>Opponents</b>	<b>475</b>	<b>1,935</b>	<b>4.0</b>	<b>52</b>	<b>17</b>

### RECEIVING

	No.	Yds.	Avg.	Long	TD
Boldin	101	1,377	13.6	71t	8
Jones	55	517	9.4	34	3
B. Johnson	35	438	12.5	54t	1
Shipp	30	184	6.1	34	0
Gilmore	17	208	12.2	32	2
Smith	14	107	7.6	36	0
Hodgins	14	58	4.1	9	2
Poole	13	177	13.6	37	1
Bush	11	71	6.5	14	1
Anderson	6	36	6.0	11	0
McAddley	4	53	13.3	25	0
Kasper	1	23	23.0	23	0
Scobey	1	9	9.0	9	0
Foster	1	7	7.0	7	0
<b>Team</b>	<b>303</b>	<b>3,265</b>	<b>10.8</b>	<b>71t</b>	<b>18</b>
<b>Opponents</b>	<b>311</b>	<b>3,686</b>	<b>12.0</b>	<b>68t</b>	<b>29</b>

### INTERCEPTIONS

	No.	Yds.	Avg.	Long	TD
Jackson	6	122	20.3	30	0
Hill	5	119	23.8	70t	1
Barrett	1	25	25.0	25	0
Rhinehart	1	5	5.0	5	0
<b>Team</b>	<b>13</b>	<b>271</b>	<b>20.8</b>	<b>70t</b>	<b>1</b>
<b>Opponents</b>	<b>22</b>	<b>418</b>	<b>19.0</b>	<b>83t</b>	<b>4</b>

### PUNT RETURNS

	Ret.	FC	Yds.	Avg.	Long	TD
Boldin	20	12	130	6.5	19	0
Goss	1	0	7	7.0	7	0
B. Johnson	1	3	3	3.0	3	0
<b>Team</b>	<b>22</b>	<b>15</b>	<b>140</b>	<b>6.4</b>	<b>19</b>	<b>0</b>
<b>Opponents</b>	<b>41</b>	<b>12</b>	<b>472</b>	<b>11.5</b>	<b>57t</b>	<b>2</b>

### KICKOFF RETURNS

	No.	Yds.	Avg.	Long	TD
Scobey	73	1,684	23.1	100t	1
Kasper	5	136	27.2	37	0
Anderson	2	31	15.5	16	0
Garcia	1	17	17.0	17	0
Hodgins	1	13	13.0	13	0
<b>Team</b>	<b>82</b>	<b>1,881</b>	<b>22.9</b>	<b>100t</b>	<b>1</b>
<b>Opponents</b>	<b>48</b>	<b>1,042</b>	<b>21.7</b>	<b>47</b>	<b>0</b>

### PUNTING

	No.	Yds.	Avg.	Net	TBIn	20Lg	Blk.	
Player	82	3,511	42.8	34.4	9	19	64	1
<b>Team</b>	<b>83</b>	<b>3,511</b>	<b>42.3</b>	<b>34.4</b>	<b>9</b>	<b>19</b>	<b>64</b>	<b>1</b>
<b>Opponents</b>	<b>67</b>	<b>2,679</b>	<b>40.0</b>	<b>36.4</b>	<b>5</b>	<b>21</b>	<b>59</b>	<b>1</b>

### FIELD GOALS

	1-19	20-29	30-39	40-49	50+
Rackers	0-0	5-5	1-4	3-3	0-0
Duncan	0-0	2-2	2-4	1-2	1-2
Gramatica	0-0	1-1	2-2	0-0	0-1
<b>Team</b>	<b>0-0</b>	<b>8-8</b>	<b>5-10</b>	<b>4-5</b>	<b>1-3</b>
<b>Opponents</b>	<b>0-0</b>	<b>8-9</b>	<b>7-9</b>	<b>5-9</b>	<b>1-1</b>

**Rackers:** ( ) ( ) ( ) ( ) ( ) ( ) (42G,26G) (22G,27G) (32G) ( ) (35N,44G) (49G,38N,33N) (22G,26G)  
**Duncan:** ( ) ( ) ( ) ( ) (46G)

### USUAL STARTING LINEUP

Offense	Defense
<b>WR</b> .....Bryan Gilmore	<b>LE</b> .....Fred Wakefield
Bryant Johnson	Dennis Johnson
<b>LT</b> .....L.J. Shelton	<b>LT</b> .....Wendell Bryant
<b>LG</b> .....Cameron Spikes	Marcus Bell
<b>C</b> .....Pete Kendall	<b>RT</b> .....Russell Davis
<b>RG</b> .....Leonard Davis	<b>RE</b> .....Calvin Pace
<b>RT</b> .....Anthony Clement	<b>LLB</b> .....Ray Thompson
<b>TE</b> .....Freddie Jones	<b>MLB</b> .....Ronald McKinnon
<b>WR</b> .....Anquan Boldin	<b>RLB</b> .....Levar Fisher
<b>QB</b> .....Jeff Blake	<b>LCB</b> .....Renaldo Hill
Josh McCown	<b>RCB</b> .....David Barrett
<b>FB</b> .....James Hodgins	<b>SS</b> .....Adrian Wilson
<b>RB</b> .....Marcel Shipp	<b>FS</b> .....Dexter Jackson
Emmitt Smith	<b>P</b> .....Scott Player
<b>K</b> .....Neil Rackers	
Tim Duncan	

### NOTES

Second-round draft choice **Anquan Boldin** becomes most prolific rookie receiver in NFL history with 101 receptions, while his 1,377 receiving yards most by NFL rookie in 43 years ... 217 receiving yards in season opener at Detroit most by player in first NFL game ... **Emmitt Smith**, the NFL's all-time rushing leader, signs two-year contract with Cardinals but a shoulder injury limits him to just six starting roles ... Super Bowl MVP **Dexter Jackson** lured from Tampa Bay as free agent and leads team with six interceptions ... Cards forge 4-4 mark at home, but 0-8 road record results in 4-12 finish and dismissal of third-year Head Coach **Dave McGinnis** ... **Josh McCown** handed quarterback duties late in season and guides Arizona to 18-17 victory in season finale vs. Minnesota with 28-yard touchdown pass to **Nate Poole**, knocking Vikings out of playoffs ... construction begins on new stadium in Glendale in west suburban Maricopa County.

### FINAL NFC WEST STANDINGS

Team	W	L	T	Pct.	Pts.	OP
St. Louis	12	4	0	.750	447	328
Seattle	10	6	0	.625	404	327
San Francisco	7	9	0	.438	384	337
Arizona	4	12	0	.250	225	452



### 2004 (6-10)

#### HEAD COACH DENNIS GREEN

Sept. 12	At St. Louis	L	10-17	65,538
Sept. 19	New England	L	12-23	51,557
Sept. 26	At Atlanta	L	3-6	70,534
Oct. 3	New Orleans	W	34-10	28,109
Oct. 10	At San Francisco	L	28-31 (OT)	62,836
Oct. 17	Open Date			
Oct. 24	Seattle	W	25-17	35,695
Oct. 31	At Buffalo	L	14-38	65,887
Nov. 7	At Miami	W	24-23	72,612
Nov. 14	N.Y. Giants	W	17-14	42,297
Nov. 21	At Carolina	L	10-35	72,796
Nov. 28	N.Y. Jets	L	3-13	35,820
Dec. 5	At Detroit	L	12-26	62,262
Dec. 12	San Francisco	L	28-31(OT)	35,069
Dec. 19	St. Louis	W	31-7	40,070
Dec. 26	at Seattle	L	21-24	65,825
Jan. 2	Tampa Bay	W	12-7	31,650

284-322  
Home: 5-3 (300,267). Away: 1-7 (538,290)

### TEAM STATISTICS

	Cards	Opp.
<b>Total First Downs</b> .....	<b>280</b>	<b>282</b>
Rushing	86	101
Passing	152	153
Penalty	42	28
3rd Down: Made/Att.84/241	66/209	
3rd Down Pct.	34.9	31.6
4th Down: Made/Att. 5/12	8/14	
4th Down Pct.	41.7	
<b>Possession Avg.</b> .....	<b>30:53</b>	<b>29:07</b>
<b>Total Net Yards</b> .....	<b>4550</b>	<b>5141</b>
Avg. Per Game	284.4	321.3
Total Plays	1047	993
Avg. Per Play	4.3	5.2
<b>Net Yards Rushing</b> .....	<b>1668</b>	<b>2105</b>
Avg. Per Game	104.3	131.6
Total Rushes	475	450
<b>Net Yards Passing</b> .....	<b>2882</b>	<b>3036</b>
Avg. Per Game	180.1	189.8
Sacked/Yards Lost 39/320	38/229	
Gross Yards	3202	3265
Att./Completions 533/299	505/271	
Completion Pct.	56.1	53.7
Had Intercepted	18	15
<b>Punts/Average</b> .....	<b>99/42.7</b>	<b>97/41.9</b>
<b>Net Punting Avg.</b> .....	<b>99/36.4</b>	<b>97/35.8</b>
<b>Penalties/Yards</b> .....	<b>124/948</b>	<b>139/1121</b>
<b>Fumbles/Ball Lost</b> .....	<b>34/11</b>	<b>32/15</b>
<b>Touchdowns</b> .....	<b>31</b>	<b>35</b>
Rushing	15	12
Passing	14	18
Returns	2	5

### SCORE BY PERIOD

	Q1	Q2	Q3	Q4	Ot	Pts
Team	40	78	57	109	0	284
Opponents	64	100	63	89	6	322

### SCORING

	TD	Ru	PaRt	K-PAT	FG	S	Pts.	
Rackers	0	0	0	0	28/28	22/29	0	94
E. Smith	9	9	0	0	0/0	0/0	0	54
Fitzgerald	8	0	8	0	0/0	0/0	0	48
Ayanbadejo	4	3	1	0	0/0	0/0	0	24
McCown	2	2	0	0	0/0	0/0	0	14
Hambrick	2	1	1	0	0/0	0/0	0	12
Jones	2	0	2	0	0/0	0/0	0	12
Boldin	1	0	1	0	0/0	0/0	0	6
Johnson	1	0	1	0	0/0	0/0	0	6
Starks	1	0	0	1	0/0	0/0	0	6
Wilson	1	0	0	1	0/0	0/0	0	6
Hayes	0	0	0	0	0/0	0/0	1	2
<b>Team</b>	<b>31</b>	<b>15</b>	<b>14</b>	<b>2</b>	<b>28/28</b>	<b>22/29</b>	<b>1</b>	<b>284</b>
<b>Opponents</b>	<b>35</b>	<b>12</b>	<b>18</b>	<b>5</b>	<b>29/30</b>	<b>25/26</b>	<b>0</b>	<b>322</b>

2-pt. Conversions: McCown. Team 1/3, Opponents 4/5

### PASSING

	Att.	Comp.	Yds	Cmp%	Yds/Att.	Td	Td%	Int	Int%	Long	Sack/Lost	
<b>Rating</b>												
McCown	408	233	2511	57.1	6.15	11	2.7	10	2.5	48	31/263	74.1
S. King	84	47	502	56.0	5.98	1	1.2	4	4.8	40	6/42	57.7
Navarre	40	18	168	45.0	4.20	1	2.5	4	10.0	33t	1/8	25.8
E. Smith	1	1	21	100.0	21.00	1	100.0	0	0.0	21t	0/0	158.3
Fitzgerald	0	0	0	---	---	0	---	0	---	---	1/7	---
<b>Team</b>	<b>533</b>	<b>299</b>	<b>3202</b>	<b>56.1</b>	<b>6.01</b>	<b>14</b>	<b>2.6</b>	<b>18</b>	<b>3.4</b>	<b>48</b>	<b>39/320</b>	<b>68.5</b>
<b>Opponents</b>	<b>505</b>	<b>271</b>	<b>3265</b>	<b>53.7</b>	<b>6.47</b>	<b>18</b>	<b>3.6</b>	<b>15</b>	<b>3.0</b>	<b>75t</b>	<b>38/229</b>	<b>73.2</b>

### SACKS

Berry 14.5, Dansby 5.0, Pace 4.5, Dockett 3.5, Zellner 2.0, Darling 1.0, R. Davis 1.0, Harris 1.0, Hill 1.0, Kolodziej 1.0, Starks 1.0, Thompson 1.0, Wilson 1.0, Macklin 0.5. **Team 38.0, Opponents 39**

### RUSHING

	No.	Yds	Avg	Long	TD
E. Smith	267	937	3.5	29t	9
Hambrick	63	283	4.5	62	1
Ayanbadejo	30	122	4.1	23	3
McCown	36	112	3.1	12	2
Scobey	27	89	3.3	10	0
Croom	29	76	2.6	20	0
S. King	9	30	3.3	16	0
Fitzgerald	8	14	1.8	10	0
Williams	2	6	3.0	3	0
Boldin	1	3	3.0	3	0
Anderson	1	2	2.0	2	0
Johnson	2	-6	-3.0	1	0
<b>Team</b>	<b>475</b>	<b>1668</b>	<b>3.5</b>	<b>62</b>	<b>15</b>
<b>Opponents</b>	<b>450</b>	<b>2105</b>	<b>4.7</b>	<b>74</b>	<b>12</b>

### RECEIVING

	No.	Yds	Avg	Long	TD
Fitzgerald	58	780	13.4	48	8
Boldin	56	623	11.1	31t	1
Johnson	49	537	11.0	40	1
Jones	45	426	9.5	40	2
Ayanbadejo	19	171	9.0	21t	1
Williams	18	197	10.9	33	0
Scobey	18	191	10.6	42	0
E. Smith	15	105	7.0	18	0
Poole	5	70	14.0	24	0
Edwards	5	51	10.2	19	0
Hambrick	4	16	4.0	9	1
Diamond	3	19	6.3	8	0
Croom	2	16	8.0	8	0
Newhouse	1	5	5.0	5	0
McCown	1	-5	-5.0	-5	0
<b>Team</b>	<b>299</b>	<b>3202</b>	<b>10.7</b>	<b>48</b>	<b>14</b>
<b>Opponents</b>	<b>271</b>	<b>3265</b>	<b>12.0</b>	<b>75t</b>	<b>18</b>

### INTERCEPTIONS

	No.	Yds	Avg	Long	TD
Macklin	4	18	4.5	16	0
Wilson	3	62	20.7	27	0
Starks	3	46	15.3	41t	1
Darling	1	65	65.0	65	0
Dockett	1	20	20.0	20	0
Dansby	1	2	2.0	2	0
Hill	1	2	2.0	2	0
Harris	1	-1	-1.0	-1	0
<b>Team</b>	<b>15</b>	<b>214</b>	<b>14.3</b>	<b>65</b>	<b>1</b>
<b>Opponents</b>	<b>18</b>	<b>263</b>	<b>14.6</b>	<b>76</b>	<b>1</b>

### PUNT RETURNS

	Ret	Fc	Yds	Avg	Long	TD
Williams	42	12	286	6.8	38	0
Starks	7	1	43	6.1	15	0
Boldin	0	1	0	---	---	0
<b>Team</b>	<b>49</b>	<b>14</b>	<b>329</b>	<b>6.7</b>	<b>38</b>	<b>0</b>
<b>Opponents</b>	<b>56</b>	<b>16</b>	<b>486</b>	<b>8.7</b>	<b>71t</b>	<b>1</b>

### KICKOFF RETURNS

	No.	Yds	Avg	Long	TD
Scobey	32	723	22.6	71	0
Croom	16	314	19.6	35	0
Johnson	6	135	22.5	47	0
Ayanbadejo	3	50	16.7	21	0
Edwards	3	40	13.3	14	0
Hayes	3	6	2.0	6	0
Vanden Bosch	1	7	7.0	7	0
Williams	1	18	18.0	18	0
<b>Team</b>	<b>65</b>	<b>1293</b>	<b>19.9</b>	<b>71</b>	<b>0</b>
<b>Opponents</b>	<b>46</b>	<b>1017</b>	<b>22.1</b>	<b>87t</b>	<b>1</b>

### PUNTING

	No.	Yds	Avg	Net	Tb	In	Lg	B
Player	98	4230	43.2	36.4	7	32	57	1
<b>Team</b>	<b>99</b>	<b>4230</b>	<b>42.7</b>	<b>36.4</b>	<b>7</b>	<b>32</b>	<b>57</b>	<b>1</b>
<b>Opponents</b>	<b>97</b>	<b>4064</b>	<b>41.9</b>	<b>35.8</b>	<b>13</b>	<b>25</b>	<b>68</b>	<b>1</b>

### FIELD GOALS

	1-19	20-29	30-39	40-49	50+
Rackers	0-0	6-6	5-7	6-7	5-9
<b>Team</b>	<b>0-0</b>	<b>6-6</b>	<b>5-7</b>	<b>6-7</b>	<b>5-9</b>
<b>Opponents</b>	<b>0-0</b>	<b>13-13</b>	<b>7-7</b>	<b>3-4</b>	<b>2-2</b>

### USUAL STARTING LINEUP

Offense	Defense
<b>WR</b> ...Larry Fitzgerald	<b>LE</b> .....Peppi Zellner
<b>LT</b> .....Leonard Davis	<b>NT</b> .....Russell Davis
<b>LG</b> .....Reggie Wells	<b>UT</b> .....Darnell Dockett
<b>C</b> ....Alex Stepanovich	<b>RE</b> .....Bertrand Berry
<b>RG</b> ...Cameron Spikes	<b>SLB</b> ...Karlos Dansby
Jeremy Bridges	<b>MLB</b> Ronald McKinnon
<b>RT</b> ...Anthony Clement	<b>WLB</b> ...James Darling
L.J. Shelton	<b>LCB</b> .....Renaldo Hill
<b>TE</b> .....Freddie Jones	<b>RCB</b> ...David Macklin
<b>WR</b> ...Anquan Boldin	<b>SS</b> .....Adrian Wilson
Bryant Johnson	<b>FS</b> .....Ifeanyi Ohalet
<b>QB</b> .....Josh McCown	<b>P</b> .....Scott Player
<b>FB</b> Obafemi Ayanbadejo	<b>K</b> .....Neil Rackers
<b>RB</b> .....Emmitt Smith	

### NOTES

Team's first season under head coach **Dennis Green** was one of transition but also promise and opportunity...team entered week 16 of the regular season with a playoff berth and division title in reach before a three-point road loss at Seattle ended postseason hopes...Cardinals won two games by 24 points (something that they'd not done in over a decade) and also finished 5-3 at home for the first time since last playoff season of 1998...strategic but aggressive approach to free agency yielded several new starters, most notably DE **Bertrand Berry** who would prove to become the best free agent pick-up in team history by leading the NFC in sacks (14.5) and earning his first career Pro Bowl berth...an outstanding '04 draft class produced four full-time starters in **Larry Fitzgerald**, LB **Karlos Dansby**, DT **Darnell Dockett** and C **Alex Stepanovich**...defense improved its overall rank from 26th at the end of '03 to 12th and didn't allow a touchdown in three games while allowing just one TD in three others...the offense was bitten early by injuries as RB **Marcel Shipp** suffered a broken leg in training camp that ended his season and all-pro WR **Anquan Boldin** suffered a training camp knee injury that caused him to miss the regular season's first six games... in his second season in Arizona, **Emmitt Smith** led the team with 937 rushing yards and 9 rushing TDs...the offense struggled to find consistency and that led to numerous lineup changes throughout the year including three different starting QBs...S **Pat Tillman**, who left the Cardinals to join U.S. Army and enter Army Ranger training prior to 2002 season, is killed April 22 in Afghanistan.

### FINAL NFC WEST STANDINGS

Team	W	L	T	Pct.	Pts.	OP
Seattle	9	7	0	.562	371	373
St. Louis	8	8	0	.500	319	392
Arizona	6	10	0	.375	284	322
San Francisco	2	14	0	.125	259	452



## 2005 (5-11)

### HEAD COACH DENNIS GREEN

Sept. 11	At New York Giants	L	19-42	78,387
<b>Sept. 18</b>	<b>St. Louis</b>	<b>L</b>	<b>12-17</b>	<b>45,160</b>
Sept. 25	At Seattle	L	12-37	64,843
<b>Oct. 2</b>	<b>San Francisco</b>	<b>W</b>	<b>31-14</b>	<b>103,467</b>
<b>Oct. 9</b>	<b>Carolina</b>	<b>L</b>	<b>20-24</b>	<b>38,809</b>
<b>Oct. 16</b>	<b>Open Date</b>			
<b>Oct. 23</b>	<b>Tennessee</b>	<b>W</b>	<b>20-10</b>	<b>39,482</b>
Oct. 30	At Dallas	L	13-34	62,068
<b>Nov. 6</b>	<b>Seattle</b>	<b>L</b>	<b>19-33</b>	<b>43,542</b>
Nov. 13	At Detroit	L	21-29	61,091
Nov. 20	At St. Louis	W	38-28	65,760
<b>Nov. 27</b>	<b>Jacksonville</b>	<b>L</b>	<b>17-24</b>	<b>39,198</b>
Dec. 4	At San Francisco	W	17-10	60,439
<b>Dec. 11</b>	<b>Washington</b>	<b>L</b>	<b>13-17</b>	<b>46,654</b>
Dec. 18	At Houston	L	19-30	70,024
<b>Dec. 24</b>	<b>Philadelphia</b>	<b>W</b>	<b>27-21</b>	<b>44,723</b>
Jan. 1	At Indianapolis	L	13-17	57,211
			311-387	

Home: 3-5 (401,035). Away: 2-6 (519,823).

## TEAM STATISTICS

	Cards	Opp.
<b>Total First Downs</b>	<b>304</b>	<b>272</b>
Rushing	58	83
Passing	224	158
Penalty	22	31
3rd Down: Made/Att	91/239	67/196
3rd Down Pct.	38.1	34.2
4th Down: Made/Att	5/16	4/11
4th Down Pct.	31.3	36.4
<b>Possession Avg.</b>	<b>31:20</b>	<b>28:40</b>
<b>Total Net Yards</b>	<b>5575</b>	<b>4729</b>
Avg. Per Game	348.4	295.6
<b>Total Plays</b>	<b>1075</b>	<b>936</b>
Avg. Per Play	5.2	5.1
<b>Net Yards Rushing</b>	<b>1138</b>	<b>1632</b>
Avg. Per Game	71.1	102.0
Total Rushes	360	411
<b>Net Yards Passing</b>	<b>4437</b>	<b>3097</b>
Avg. Per Game	277.3	193.6
Sacked/yards Lost	45/286	37/217
Gross Yards	4723	3314
Att./completions	670/419	488/301
Completion Pct.	62.5	61.7
Had Intercepted	21	15
<b>Punts/Average</b>	<b>74/43.3</b>	<b>85/44.1</b>
<b>Net Punting Avg.</b>	<b>74/37.0</b>	<b>85/37.8</b>
<b>Penalties/Yards</b>	<b>145/1184</b>	<b>103/819</b>
<b>Fumbles/Ball Lost</b>	<b>26/16</b>	<b>24/11</b>
<b>Touchdowns</b>	<b>26</b>	<b>46</b>
Rushing	2	22
Passing	21	17
Returns	3	7

## SCORE BY PERIOD

	Q1	Q2	Q3	Q4	OT	PTS
Team	27	111	74	99	0	311
Opponents	87	105	103	92	0	387

## SCORING

	TD	RU	PA	RT	K-PAT	FG	SPTS
Rackers	0	0	0	0	20/20	4/2	0 140
Fitzgerald	10	0	10	0	0/0	0/0	0 60
Boldin	7	0	7	0	0/0	0/0	0 44
Novak (Was)	0	0	0	0	15/15	8/10	0 39
Novak (Ari)	0	0	0	0	0/0	3/3	0 9
Arrington	2	2	0	0	0/0	0/0	0 12
Dansby	2	0	0	2	0/0	0/0	0 12
Bergen	1	0	1	0	0/0	0/0	0 6
Edwards	1	0	1	0	0/0	0/0	0 6
B. Johnson	1	0	1	0	0/0	0/0	0 6
Macklin	1	0	0	1	0/0	0/0	0 6
McCoy	1	0	1	0	0/0	0/0	0 6
Ayanbadejo	0	0	0	0	0/0	0/0	0 4
<b>Team</b>	<b>26</b>	<b>2</b>	<b>21</b>	<b>3</b>	<b>20/20</b>	<b>4/5</b>	<b>0 311</b>
<b>Opponents</b>	<b>46</b>	<b>22</b>	<b>17</b>	<b>7</b>	<b>44/45</b>	<b>21/24</b>	<b>1 387</b>

2-Pt. Conversions: Ayanbadejo 2, Boldin. Team 3/ 6, Opponents 1/ 1

## PASSING

	Att.	Comp.	Yds.	Comp. %	Yds./Att.	TD	TD%	Int.	Int. %	Long	Sack/Lost	Rating
Warner	375	242	2713	64.5	7.23	11	2.9	9	2.4	63	23/158	85.8
McCown	270	163	1836	60.4	6.80	9	3.3	11	4.1	49	18/101	74.9
Navarre	24	14	174	58.3	7.25	1	4.2	1	4.2	43	4/27	77.4
Boldin	1	0	0	0.0	0.00	0	0.0	0	0.0	0	0/0	39.6
<b>Team</b>	<b>670</b>	<b>419</b>	<b>4723</b>	<b>62.5</b>	<b>7.05</b>	<b>21</b>	<b>3.1</b>	<b>21</b>	<b>3.1</b>	<b>63</b>	<b>45/286</b>	<b>81.0</b>
<b>Opponents</b>	<b>488</b>	<b>301</b>	<b>3314</b>	<b>61.7</b>	<b>6.79</b>	<b>17</b>	<b>3.5</b>	<b>15</b>	<b>3.1</b>	<b>65t</b>	<b>37/217</b>	<b>80.6</b>

## SACKS

Wilson 8, Okeafor 7.5, Berry 6, Dansby 4, Kolodziej 3, Smith 3, Blackstock 1, Darling 1, Huff 1, Moore 1, Pace 1, Dockett 0.5. **Team 37.0**, **Opponents 45.0**

## RUSHING

	No.	Yds	Avg	Long	TD
Shipp	157	451	2.9	19	0
Arrington	112	370	3.3	32	2
McCown	29	139	4.8	12	0
Ayanbadejo	22	46	2.1	11	0
Boldin	12	45	3.8	11	0
Fitzgerald	8	41	5.1	15	0
Warner	13	28	2.2	13	0
Jackson	4	11	2.8	3	0
Anderson	2	7	3.5	6	0
B. Johnson	1	0	0.0	0	0
<b>Team</b>	<b>360</b>	<b>1138</b>	<b>3.2</b>	<b>32</b>	<b>2</b>
<b>Opponents</b>	<b>411</b>	<b>1632</b>	<b>4.0</b>	<b>88t</b>	<b>22</b>

## RECEIVING

	No.	Yds	Avg	Long	TD
Fitzgerald	103	1409	13.7	47	10
Boldin	102	1402	13.7	54t	7
B. Johnson	40	432	10.8	41	1
Shipp	35	255	7.3	28	0
Ayanbadejo	34	231	6.8	18	0
Bergen	28	270	9.6	32	1
Arrington	25	139	5.6	15	0
McCoy	18	191	10.6	24	1
Edwards	12	133	11.1	63	1
Lee	11	152	13.8	49	0
Newhouse	4	45	11.3	17	0
T. Johnson	3	29	9.7	13	0
Jackson	2	31	15.5	19	0
Baxter	1	4	4.0	4	0
Warner	1	0	0.0	0	0
<b>Team</b>	<b>419</b>	<b>4723</b>	<b>11.3</b>	<b>63</b>	<b>21</b>
<b>Opponents</b>	<b>301</b>	<b>3314</b>	<b>11.0</b>	<b>65t</b>	<b>17</b>

## INTERCEPTIONS

	No.	Yds	Avg	Long	TD
Dansby	3	31	10.3	18t	2
Macklin	2	79	39.5	60t	1
Tate	2	47	23.5	25	0
Darling	2	22	11.0	15	0
Wilson	1	36	36.0	36	0
Rolle	1	29	29.0	29	0
Dockett	1	14	14.0	14	0
Green	1	13	13.0	13	0
Griffith	1	11	11.0	11	0
Huff	1	3	3.0	3	0
<b>Team</b>	<b>15</b>	<b>285</b>	<b>19.0</b>	<b>60t</b>	<b>3</b>
<b>Opponents</b>	<b>21</b>	<b>334</b>	<b>15.9</b>	<b>71</b>	<b>1</b>

## PUNT RETURNS

	Ret	FC	Yds	Avg	Long	TD
Swinton	42	14	334	8.0	32	0
Moses	7	0	40	5.7	12	0
B. Johnson	1	2	9	9.0	9	0
<b>Team</b>	<b>50</b>	<b>16</b>	<b>383</b>	<b>7.7</b>	<b>32</b>	<b>0</b>
<b>Opponents</b>	<b>39</b>	<b>14</b>	<b>328</b>	<b>8.4</b>	<b>52t</b>	<b>1</b>

## KICKOFF RETURNS

	No.	Yds	Avg	Long	TD
Swinton	63	1456	23.1	90	0
Moses	7	177	25.3	35	0
B. Johnson	2	45	22.5	24	0
Anderson	1	7	7.0	7	0
Ayanbadejo	1	16	16.0	16	0
Green	1	4	4.0	4	0
Jackson	1	14	14.0	14	0
<b>Team</b>	<b>76</b>	<b>1719</b>	<b>22.6</b>	<b>90</b>	<b>0</b>
<b>Opponents</b>	<b>60</b>	<b>1700</b>	<b>28.3</b>	<b>95t</b>	<b>3</b>

## PUNTING

	No.	Yds	Avg	Net	TB	In	Lg	B
Player	73	3206	43.9	37.0	7	18	60	1
<b>Team</b>	<b>74</b>	<b>3206</b>	<b>43.3</b>	<b>37.0</b>	<b>7</b>	<b>18</b>	<b>60</b>	<b>1</b>
<b>Opponents</b>	<b>85</b>	<b>3752</b>	<b>44.1</b>	<b>37.8</b>	<b>8</b>	<b>26</b>	<b>58</b>	<b>0</b>

## FIELD GOALS

	1-19	20-29	30-39	40-49	50+	TD
Rackers	0/0	11/11	10/10	13/14	6/7	
Novak LG	1/1	1/1	5/7	1/1	0/0	
Novak TM	1/1	0/0	2/2	0/0	0/0	
<b>Team</b>	<b>1/1</b>	<b>11/11</b>	<b>12/12</b>	<b>13/14</b>	<b>6/7</b>	
<b>Opponents</b>	<b>0/0</b>	<b>10/10</b>	<b>3/4</b>	<b>7/7</b>	<b>1/3</b>	

## USUAL STARTING LINEUP

Offense	Defense
WR... Larry Fitzgerald	LE.....Chike Okeafor
LT..... Leonard Davis	NT.....Ross Kolodziej
LG..... Reggie Wells	UT.....Darnell Dockett
C.....Nick Leckey	RE....Bertrand Berry/ Antonio Smith
RG.....Elton Brown	SLB...Karlos Dansby
RT..... Oliver Ross	MLB...James Darling
TE.....Eric Edwards	WLB....Orlando Huff
WR....Anquan Boldin	LCB.....Robert Tate
QB.....Kurt Warner	RCB...David Macklin
TE.....Adam Bergen	SS.....Adrian Wilson
RB.....Marcel Shipp	FS.....Robert Griffith
	P.....Scott Player
	K.....Neil Rackers

## NOTES

The team's second season under head coach **Dennis Green** was marked by close games (six losses by a TD or less) and plagued by injuries (NFL-high 15 players on injured reserve list) ... **Neil Rackers** set the NFL record with 40 field goals in the season en route to a Pro Bowl selection ... WR **Larry Fitzgerald** set the club record for receptions in a season with 103 and also had a team-high 1,409 yards en route to his first Pro Bowl ... Anquan Boldin also recorded 102 receptions and 1,402 yards ... Boldin and Fitzgerald became only the second pair of teammates in NFL history to record 100+ receptions and 1,400+ yards in a season ... in his first year as a Cardinal, **Kurt Warner** completed 242 of 375 passes to set the club mark for completion percentage with 64.5% ... FS **Adrian Wilson** led the team with 8.0 sacks, the most ever by an NFL defensive back since sacks became an official statistic in 1982...Arizona finished with the league's #1 passing offense (first time in team history) and ranked 8th in both overall offense and defense (the only NFL team in the top 10 in both)...the team played in the NFL's first-ever regular season game outside of the U.S. and defeated the 49ers in Mexico City in front of an NFL record crowd of 103,467...2005 was the team's 18th and final season at Sun Devil Stadium.

## FINAL NFC WEST STANDINGS

Team	W	L	T	Pct.	Pts.	OP
Seattle	13	3	0	.812	452	271
St. Louis	6	10	0	.375	363	429
Arizona	5	11	0	.312	311	387
San Francisco	4	12	0	.250	239	428





## 2006 (5-11)

### HEAD COACH DENNIS GREEN

Sept. 10	San Francisco	W	34-27	63,407
Sept. 17	At Seattle	L	10-21	67,470
Sept. 24	St. Louis	L	14-16	63,278
Oct. 1	At Atlanta	L	10-32	68,981
Oct. 8	Kansas City	L	20-23	63,445
Oct. 16	Chicago	L	23-24	63,977
Oct. 22	At Oakland	L	9-22	61,595
Oct. 29	At Green Bay	L	14-31	70,809
Nov. 5	Open Date			
Nov. 12	Dallas	L	10-27	63,926
Nov. 19	Detroit	W	17-10	63,348
Nov. 26	At Minnesota	L	26-31	63,483
Dec. 3	At St. Louis	W	34-20	65,612
Dec. 10	Seattle	W	27-21	63,603
Dec. 17	Denver	L	20-37	63,845
Dec. 24	At San Francisco	W	26-20	67,751
Dec. 31	At San Diego	L	20-27	66,492

Home: 3-5 (508,829), Away: 2-6 (532,193)

### TEAM STATISTICS

	<b>Cards</b>	<b>Opp.</b>
<b>Total First Downs</b> .....	<b>298</b>	<b>331</b>
Rushing	84	114
Passing	187	186
Penalty	27	31
3rd Down: Made/Att	83/212	83/201
3rd Down Pct.	39.2	41.3
4th Down: Made/Att	10/15	7/15
4th Down Pct.	66.7	46.7
<b>Possession Avg.</b> .....	<b>29:59</b>	<b>30:01</b>
<b>Total Net Yards</b> .....	<b>5000</b>	<b>5591</b>
Avg. Per Game	312.5	349.4
<b>Total Plays</b> .....	<b>999</b>	<b>1018</b>
Avg. Per Play	5.0	5.5
<b>Net Yards Rushing</b> .....	<b>1338</b>	<b>1897</b>
Avg. Per Game	83.6	118.6
Total Rushes	419	458
<b>Net Yards Passing</b> .....	<b>3662</b>	<b>3694</b>
Avg. Per Game	228.9	230.9
Sacked/Yards Lost	35/262	38/238
Gross Yards	3924	3932
Att./Completions	545/322	522/321
Completion Pct.	59.1	61.5
Had Intercepted	17	16
<b>Punts/Average</b> .....	<b>68/43.6</b>	<b>58/44.8</b>
<b>Net Punting Avg.</b> .....	<b>68/34.5</b>	<b>58/37.7</b>
<b>Penalties/Yards</b> .....	<b>117/937</b>	<b>95/815</b>
<b>Fumbles/Ball Lost</b> .....	<b>31/13</b>	<b>29/17</b>
<b>Touchdowns</b> .....	<b>33</b>	<b>42</b>
Rushing	12	16
Passing	17	21
Returns	4	5

### SCORE BY PERIOD

	Q1	Q2	Q3	Q4	OT	PTS
Team	104	81	46	83	0	314
Opponents	84	100	100	105	0	389

### SCORING

	TD	Ru	PaRt	K-PAT	FG	S	Pts.
Rackers	0	0	0	0	32/32	28/37	0 116
Fitzgerald	6	0	6	0	0/0	0	0 36
James	6	6	0	0	0/0	0	0 36
Boldin	4	0	4	0	0/0	0	0 24
Bry. Johnson	4	0	4	0	0/0	0	0 24
Shipp	4	4	0	0	0/0	0	0 24
Leinart	2	2	0	0	0/0	0	0 12
Walters	2	0	2	0	0/0	0	0 12
Wilson	2	0	2	0	0/0	0	0 12
Arrington	1	0	0	1	0/0	0	0 6
Bergen	1	0	1	0	0/0	0	0 6
Smith	1	0	0	1	0/0	0	0 6
<b>Team</b>	<b>33</b>	<b>12</b>	<b>17</b>	<b>4</b>	<b>32/32</b>	<b>28/37</b>	<b>0 314</b>
<b>Opponents</b>	<b>42</b>	<b>16</b>	<b>21</b>	<b>5</b>	<b>42/42</b>	<b>31/34</b>	<b>1 389</b>

2-Pt. Conversions: Team 0/1, Opponents 0/0

### PASSING

	Att.	Comp.	Yds	Cmp%	Yds/Att.	Td	Td%	Int	Int%	Long	Sack/Lost	Rating
Leinart	377	214	2547	56.8	6.76	11	2.9	12	3.2	58	21/158	74.0
Warner	168	108	1377	64.3	8.20	6	3.6	5	3.0	64	14/104	89.3
<b>Team</b>	<b>545</b>	<b>322</b>	<b>3924</b>	<b>59.1</b>	<b>7.20</b>	<b>17</b>	<b>3.1</b>	<b>17</b>	<b>3.1</b>	<b>64</b>	<b>35/262</b>	<b>78.7</b>
<b>Opponents</b>	<b>522</b>	<b>321</b>	<b>3932</b>	<b>61.5</b>	<b>7.53</b>	<b>21</b>	<b>4.0</b>	<b>16</b>	<b>3.1</b>	<b>78</b>	<b>38/238</b>	<b>85.4</b>

### SACKS

Okeafor 8.5, Dansby 8, Berry 6, Wilson 5, Smith 2.5, Cooper LG 2, Cooper TM 2, Dockett 2, Clancy 1, Hayes 1, Pace 1, Watson 1. **Team 38.0, Opponents 35.0**

### RUSHING

	No.	Yds	Avg	Long	TD
James	337	1159	3.4	18	6
Leinart	22	49	2.2	14	2
Shipp	17	41	2.4	9t	4
Ayanbadejo	9	37	4.1	11	0
Boldin	5	28	5.6	18	0
Arrington	14	19	1.4	9	0
Schable	1	5	5.0	5	0
Warner	13	3	0.2	9	0
Fitzgerald	0	0	-	-	0
Bry. Johnson	1	-3	-3.0	-3	0
<b>Team</b>	<b>419</b>	<b>1338</b>	<b>3.2</b>	<b>18</b>	<b>12</b>
<b>Opponents</b>	<b>458</b>	<b>1897</b>	<b>4.1</b>	<b>78t</b>	<b>16</b>

### RECEIVING

	No.	Yds	Avg	Long	TD
Boldin	83	1203	14.5	64	4
Fitzgerald	69	946	13.7	57	6
Bry. Johnson	40	740	18.5	58	4
James	38	217	5.7	14	0
Walters	23	209	9.1	26	2
Ayanbadejo	17	139	8.2	27	0
Pope	16	161	10.1	33	0
Bergen	15	111	7.4	17	1
Arrington	8	58	7.3	19	0
Shipp	6	60	10.0	22	0
Spurlock	4	31	7.8	15	0
Wakefield	2	24	12.0	19	0
Bronson	1	25	25.0	25	0
<b>Team</b>	<b>322</b>	<b>3924</b>	<b>12.2</b>	<b>64</b>	<b>17</b>
<b>Opponents</b>	<b>321</b>	<b>3932</b>	<b>12.2</b>	<b>78</b>	<b>21</b>

### INTERCEPTIONS

	No.	Yds	Avg	Long	TD
Wilson	4	146	36.5	99t	1
Griffith	3	30	10.0	23	0
Hayes	3	24	8.0	24	0
Francisco	2	61	30.5	44	0
Macklin	1	56	56.0	56	0
Rolle	1	23	23.0	23	0
Beisel	1	11	11.0	11	0
Dockett	1	-1	-1.0	-1	0
<b>Team</b>	<b>16</b>	<b>350</b>	<b>21.9</b>	<b>99t</b>	<b>1</b>
<b>Opponents</b>	<b>17</b>	<b>110</b>	<b>6.5</b>	<b>37t</b>	<b>1</b>

### PUNT RETURNS

	Ret	FC	Yds	Avg	Long	TD
Walters	24	12	250	10.4	37	0
Bry. Johnson	1	1	0	0.0	0	0
<b>Team</b>	<b>25</b>	<b>13</b>	<b>250</b>	<b>10.0</b>	<b>37</b>	<b>0</b>
<b>Opponents</b>	<b>44</b>	<b>6</b>	<b>562</b>	<b>12.8</b>	<b>83t</b>	<b>1</b>

### KICKOFF RETURNS

	No.	Yds	Avg	Long	TD
Arrington	67	1520	22.7	99t	1
Spurlock	3	54	18.0	21	0
Bry. Johnson	2	29	14.5	16	0
Wakefield	1	7	7.0	7	0
<b>Team</b>	<b>73</b>	<b>1610</b>	<b>22.1</b>	<b>99t</b>	<b>1</b>
<b>Opponents</b>	<b>58</b>	<b>1481</b>	<b>25.5</b>	<b>64</b>	<b>0</b>

### PUNTING

	No.	Yds	Avg	Net	TB	In	Lg	B
Player	66	2965	44.9	34.5	3	18	58	2
<b>Team</b>	<b>68</b>	<b>2965</b>	<b>43.6</b>	<b>34.5</b>	<b>3</b>	<b>18</b>	<b>58</b>	<b>2</b>
<b>Opponents</b>	<b>58</b>	<b>2596</b>	<b>44.8</b>	<b>37.7</b>	<b>8</b>	<b>18</b>	<b>66</b>	<b>0</b>

### FIELD GOALS

	1-19	20-29	30-39	40-49	50+
Rackers	0/0	11/11	9/9	7/10	1/7
<b>Team</b>	<b>0/0</b>	<b>11/11</b>	<b>9/9</b>	<b>7/10</b>	<b>1/7</b>
<b>Opponents</b>	<b>1/1</b>	<b>9/9</b>	<b>11/13</b>	<b>9/9</b>	<b>1/2</b>

### USUAL STARTING LINEUP

<b>Offense</b>	<b>Defense</b>
WR...Larry Fitzgerald	LE.....Chike Okeafor
LT.....Leonard Davis	NT...Kendrick Clancy
LG.....Milford Brown	UT....Darnell Dockett
C.....Nick Leckey	RE.....Bertrand Berry/
RG.....Deuce Lutui	Antonio Smith
RT.....Reggie Wells	SLB...Karlos Dansby
TE.....Leonard Pope	MLB....Gerald Hayes
WR....Anquan Boldin	WLB.....Orlando Huff
QB.....Matt Leinart	LCB.....Antrel Rolle
WR...Bryant Johnson	RCB...David Macklin
RB.....Edgerrin James	SS.....Adrian Wilson
	FS.....Robert Griffith
	P.....Scott Player
	K.....Neil Rackers

### NOTES

The Cardinals opened up State Farm Stadium with a game against San Francisco on September 10, the team's first season opening contest at home since moving to Arizona in 1988 ... rookie QB **Matt Leinart** takes over the starting role in October and starts 11 games, setting the franchise record for passing yards by a rookie with 2,547 and becoming the first Cardinals quarterback since 2001 to have three games in a season with a 100+ quarterback rating ... **Adrian Wilson** selected to first Pro Bowl after scoring a pair of 99-yard TDs (fumble and interception) to become first player in NFL history with two defensive TDs of 99 yards ... **Anquan Boldin** selected to second Pro Bowl after recording third 1,000-yard season of four-year career, also becoming fastest NFL player to reach 330 career receptions at Oakland ... DE **Chike Okeafor** ties career high with 8.5 sacks, recording 7.5 of them in final seven games of season ... RB **Edgerrin James** becomes first RB to rush for over 1,000 yards since 1998 finishing with 1,159 yards on franchise record 337 carries ... team sets new season attendance record with 508,829 fans and sells out every home game including first MNF game since 1999.

### FINAL NFC WEST STANDINGS

<b>Team</b>	<b>W</b>	<b>L</b>	<b>T</b>	<b>Pct.</b>	<b>Pts.</b>	<b>OP</b>
Seattle	9	7	0	.562	335	341
St. Louis	8	8	0	.500	367	381
San Francisco	7	9	0	.438	298	412
Arizona	5	11	0	.312	314	389



## 2007 (8-8)

### HEAD COACH KEN WHISENHUNT

Sept. 10	At San Francisco	L	17-20	68,111
Sept. 16	Seattle	W	23-20	64,542
Sept. 23	At Baltimore	L	23-26	71,372
Sept. 30	Pittsburgh	W	21-14	64,844
Oct. 7	At St. Louis	W	34-31	61,788
Oct. 14	Carolina	L	10-25	64,403
Oct. 21	At Washington	L	19-21	85,640
Oct. 28	Open Date			
Nov. 4	At Tampa Bay	L	10-17	65,267
Nov. 11	Detroit	W	31-21	64,753
Nov. 18	At Cincinnati	W	35-27	65,403
Nov. 25	San Francisco	L	31-37 (OT)	64,483
Dec. 2	Cleveland	W	27-21	64,791
Dec. 9	At Seattle	L	21-42	68,193
Dec. 16	At New Orleans	L	24-31	70,007
Dec. 23	Atlanta	W	30-27 (OT)	64,159
Dec. 30	St. Louis	W	48-19	64,671

Home: 6-2 (516,646). Away: 2-6 (555,781).

### TEAM STATISTICS

	Cards	Opp.
<b>Total First Downs</b> .....	<b>308</b>	<b>298</b>
Rushing	70	90
Passing	210	185
Penalty	28	23
3rd Down: Made/Att	75/203	87/218
3rd Down Pct.	36.9%	39.9%
4th Down: Made/Att	12/14	7/15
4th Down Pct.	85.7%	46.7%
<b>Possession Avg.</b> .....	<b>30:10</b>	<b>29:50</b>
<b>Total Net Yards</b> .....	<b>5505</b>	<b>5283</b>
Avg. Per Game	344.1	330.2
<b>Total Plays</b> .....	<b>1016</b>	<b>1013</b>
Avg. Per Play	5.4	5.2
<b>Net Yards Rushing</b> .....	<b>1440</b>	<b>1567</b>
Avg. Per Game	90.0	97.9
Total Rushes	402	407
<b>Net Yards Passing</b> .....	<b>4065</b>	<b>3716</b>
Avg. Per Game	254.1	232.3
Sacked/Yards Lost	24/163	36/242
Gross Yards	4228	3958
Att./Completions	590/356	570/361
Completion Pct.	60.3%	63.3%
Had Intercepted	24	18
<b>Punts/Average</b> .....	<b>80/40.0</b>	<b>73/43.6</b>
<b>Net Punting Avg.</b> .....	<b>32.0</b>	<b>37.1</b>
<b>Penalties/Yards</b> .....	<b>137/1128</b>	<b>118/881</b>
<b>Fumbles/Ball Lost</b> .....	<b>27/12</b>	<b>23/11</b>
<b>Touchdowns</b> .....	<b>49</b>	<b>45</b>
Rushing	9	13
Passing	32	26
Returns	8	6

### SCORE BY PERIOD

	Q1	Q2	Q3	Q4	OT	PTS
Team	57	148	65	131	3	404
Opponents	88	114	99	92	6	399

### SCORING

	TD	RU	PA	RT	K-PAT	FG	S	PTS
Rackers	0	0	0	0	47/48	21/30	0	110
Fitzgerald	10	0	10	0	0/0	0/0	0	60
Boldin	9	0	9	0	0/0	0/0	0	54
James	7	7	0	0	0/0	0/0	0	42
Pope	5	0	5	0	0/0	0/0	0	30
Rolle	3	0	0	3	0/0	0/0	0	18
Johnson	2	0	2	0	0/0	0/0	0	12
Hood	2	0	0	2	0/0	0/0	0	12
Urban	2	0	2	0	0/0	0/0	0	12
Patrick	2	0	2	0	0/0	0/0	0	12
Wells	1	0	0	1	0/0	0/0	0	6
Hayes	1	0	0	1	0/0	0/0	0	6
Warner	1	1	0	0	0/0	0/0	0	6
Shipp	1	1	0	0	0/0	0/0	0	6
Breaston	1	0	0	1	0/0	0/0	0	6
Arrington	1	0	1	0	0/0	0/0	0	6
Bienemann	1	0	1	0	0/0	0/0	0	6
<b>Team</b>	<b>49</b>	<b>9</b>	<b>32</b>	<b>8</b>	<b>47/48</b>	<b>21/30</b>	<b>0</b>	<b>404</b>
<b>Opponents</b>	<b>45</b>	<b>13</b>	<b>26</b>	<b>6</b>	<b>39/3928</b>	<b>33/2</b>	<b>399</b>	

### PASSING

	Att.	Comp.	Yds.	Comp. %	Yds./Att.	TD	TD%	Int.	Int. %	Long	Sack/Lost	Rating
Warner	451	281	3417	62.3%	7.6	27	6.0%	17	3.8%	62	20/140	89.8
Leinart	112	60	647	53.6%	5.8	2	1.8%	4	3.6%	40	4/23	61.9
Rattay	27	15	164	55.6%	6.1	3	11.1%	3	11.1%	42	0/0	71.2
Boldin	0	0	0	0.0%	0.0%	0	0.0%	0	0.0%	0	0/0	0.0
<b>Team</b>	<b>590</b>	<b>356</b>	<b>4228</b>	<b>60.3%</b>	<b>7.2</b>	<b>32</b>	<b>5.4%</b>	<b>24</b>	<b>4.1%</b>	<b>62</b>	<b>24/163</b>	<b>83.4</b>
<b>Opponents</b>	<b>570</b>	<b>361</b>	<b>3958</b>	<b>63.3%</b>	<b>6.9</b>	<b>26</b>	<b>4.6%</b>	<b>18</b>	<b>3.2%</b>	<b>74t</b>	<b>36/242</b>	<b>85.8</b>

### SACKS

Dockett 9.0, Pace 6.5, Smith 5.5, Hayes 4.0, Dansby 3.5, Blackstock 3.0, Berry 2.5, Tafoya 2.0. **Team:36.0, Opponents 24.0**

### RUSHING

	No.	Yds	Avg	Long	TD
James	324	1222	3.8	27	7
Arrington	26	78	3.0	12	0
Leinart	11	42	3.8	20	0
Shipp	15	41	2.7	14	1
Warner	17	15	0.9	9	1
Boldin	1	14	14.0	14	0
Morey	1	13	13.0	13	0
Breaston	2	8	4.0	10	0
Rattay	2	5	2.5	5	0
Smith	1	3	3.0	3	0
Berger	1	0	0.0	0	0
Hasselbeck	1	-1	-1.0	-1	0
<b>Team</b>	<b>402</b>	<b>1440</b>	<b>3.6</b>	<b>27</b>	<b>9</b>
<b>Opponents</b>	<b>407</b>	<b>1567</b>	<b>3.9</b>	<b>75</b>	<b>13</b>

### RECEIVING

	No.	Yds	Avg	Long	TD
Fitzgerald	100	1409	14.1	48t	10
Boldin	71	853	12.0	44t	9
Johnson	46	528	11.5	30	2
Arrington	29	241	8.3	32	1
James	24	204	8.5	26	0
Pope	23	238	10.3	31	5
Urban	22	329	15.0	42	2
Morey	8	131	16.4	62	0
Breaston	8	92	11.5	22	0
Patrick	7	73	10.4	21	2
Smith	7	59	8.4	16	0
Bienemann	7	46	6.6	13	1
Shipp	4	25	6.3	9	0
<b>Team</b>	<b>356</b>	<b>4228</b>	<b>11.9</b>	<b>62</b>	<b>32</b>
<b>Opponents</b>	<b>361</b>	<b>3958</b>	<b>11.0</b>	<b>74t</b>	<b>26</b>

### INTERCEPTIONS

	No.	Yds	Avg	Long	TD
Rolle	5	231	46.2	57	3
Hood	5	196	39.2	71t	2
Dansby	3	55	18.3	28	0
Wilson	2	20	10.0	20	0
Hayes	1	30	30.0	30t	1
Pace	1	14	14.0	14	0
Brown	1	5	5.0	5	0
<b>Team</b>	<b>18</b>	<b>551</b>	<b>30.6</b>	<b>71t</b>	<b>6</b>
<b>Opponents</b>	<b>24</b>	<b>380</b>	<b>15.8</b>	<b>84t</b>	<b>3</b>

### PUNT RETURNS

	Ret	FC	Yds	Avg	Long	TD
S.Breaston	42	6	395	9.4	73t	1
<b>Team</b>	<b>42</b>	<b>6</b>	<b>395</b>	<b>9.4</b>	<b>73t</b>	<b>1</b>
<b>Opponents</b>	<b>38</b>	<b>15</b>	<b>496</b>	<b>13.1</b>	<b>75t</b>	<b>11</b>

### KICKOFF RETURNS

	No.	Yds	Avg	Long	TD
Breaston	62	1391	22.4	59	0
Arrington	11	251	22.8	56	0
Morey	1	40	40.0	40	0
<b>Team</b>	<b>74</b>	<b>1682</b>	<b>22.7</b>	<b>59</b>	<b>0</b>
<b>Opponents</b>	<b>60</b>	<b>1389</b>	<b>23.2</b>	<b>80</b>	<b>0</b>

### PUNTING

	No.	Yds	Avg	Net	TB	In	Lg	B
Barr	59	2385	40.4	31.7	5	15	61	1
Berger	20	813	40.7	33.0	2	6	56	0
<b>Team</b>	<b>79</b>	<b>3198</b>	<b>40.0</b>	<b>32.0</b>	<b>7</b>	<b>21</b>	<b>61</b>	<b>1</b>
<b>Opponents</b>	<b>73</b>	<b>3181</b>	<b>43.6</b>	<b>37.1</b>	<b>4</b>	<b>20</b>	<b>60</b>	<b>0</b>

### FIELD GOALS

	1-19	20-29	30-39	40-49	50+
Rackers	2/2	5/5	6/8	5/6	3/9
<b>Team</b>	<b>2/2</b>	<b>5/5</b>	<b>6/8</b>	<b>5/6</b>	<b>3/9</b>
<b>Opponents</b>	<b>1/1</b>	<b>9/10</b>	<b>10/10</b>	<b>8/10</b>	<b>0/2</b>

### USUAL STARTING LINEUP

Offense	Defense
<b>WR</b> ...Larry Fitzgerald	<b>LE</b> .....Antonio Smith
<b>LT</b> .....Mike Gandy	<b>NT</b> .....Gabe Watson
<b>LG</b> .....Reggie Wells	<b>DT</b> ....Darnell Dockett
<b>C</b> .....Al Johnson	<b>RE</b> .....Bertrand Berry
<b>RG</b> .....Deuce Lutui	<b>WLB</b> ..Karlos Dansby
<b>RT</b> .....Levi Brown	<b>MLB</b> ....Gerald Hayes
<b>TE</b> .....Leonard Pope	<b>SLB</b> .....Calvin Pace
<b>WR</b> ....Anquan Boldin	<b>LCB</b> .....Rod Hood
<b>QB</b> .....Kurt Warner	<b>RCB</b> .....Eric Green
<b>FB</b> .....Terrelle Smith	<b>SS</b> .....Adrian Wilson
<b>RB</b> ....Edgerrin James	<b>FS</b> .....Terrence Holt

### NOTES

Under first year head coach **Ken Whisenhunt**, the Cardinals finished the season with an 8-8 record, their best finish since 1998 ... the team finished with a home record of 6-2, their best home record since they finished 6-1 in 1976 ... **Kurt Warner** took over as the starting QB in week six after **Matt Leinart** injured his shoulder and throws for 27 touchdowns, the second-highest passing TD total in team history ... **Larry Fitzgerald** earned his second Pro Bowl nod after leading the NFC in both receptions (100) and receiving yards (1,409) and he also tied the franchise record with TD receptions in five consecutive games ... **Edgerrin James** rushed for 1,222 yards on the season, joining Ottis Anderson as the only Cardinal running backs to record a season with 1,200+ yards rushing while the two are also the only ones with back-to-back 1,000-yard seasons ... **Anquan Boldin** became the fastest receiver in NFL history to reach 400 receptions (doing so in his 67th career game) while also establishing a new career-high with nine touchdown receptions ... **Antrel Rolle's** three interception returns for touchdowns in led the NFL and tied for the second-most in NFL history for a single-game while his two interceptions returns in week 11 at Cincinnati tied the NFL record for a single game ... **Darnell Dockett** collected nine sacks on the year, tying the franchise record for sacks by a defensive tackle and led the NFL among interior defensive linemen ... for the second season in a row the team sold out every home game and set a new season attendance record with 516,646 fans attending a regular season game.

### FINAL NFC WEST

#### STANDINGS

Team	W	L	T	Pct.	Pts.	OP
Seattle	10	6	0	.625	393	291
Arizona	8	8	0	.500	404	399
San Francisco	5	11	0	.312	219	364
St. Louis	3	13	0	.188	263	438



### 2008 (9-7)

#### HEAD COACH KEN WHISENHUNT

Sep. 7	At San Francisco	W	23-13	67,186
Sep. 14	Miami	W	31-10	63,445
Sep. 21	At Washington	L	17-24	90,060
Sep. 28	At NY Jets	L	35-56	78,222
Oct. 5	Buffalo	W	41-17	63,830
Oct. 12	Dallas	W	30-24 (OT)	64,389
Oct. 19	Open Date			
Oct. 26	At Carolina	L	23-27	72,010
Nov. 2	At St. Louis	W	34-13	61,303
Nov. 10	San Francisco	W	29-24	64,519
Nov. 16	At Seattle	W	26-20	67,616
Nov. 23	NY Giants	L	29-37	64,541
Nov. 27	At Philadelphia	L	20-48	69,144
Dec. 7	St. Louis	W	34-10	63,720
Dec. 14	Minnesota	L	14-35	64,457
Dec. 21	At New England	L	7-47	68,756
Dec. 28	Seattle	W	34-21	63,874

427-426

Home: 6-2 (512,775). Away: 3-5 (574,297)

#### NFC Wild Card Game

Jan. 3 Atlanta W 30-24 62,848

#### NFC Divisional Playoff

Jan. 10 At Carolina W 33-13 73,695

#### NFC Championship Game

Jan. 18 Philadelphia W 32-25 70,650

#### Super Bowl XLIII

Feb. 1 Pittsburgh L 23-27 70,774  
118-89

### TEAM STATISTICS

	Cards	Opp.
<b>Total First Downs</b>	<b>328</b>	<b>312</b>
Rushing	72	117
Passing	231	172
Penalty	25	23
3rd Down: Made/Att	83/198	92/207
3rd Down Pct.	41.9%	44.4%
4th Down: Made/Att	8/16	13/17
4th Down Pct.	50.0%	76.5%
<b>Possession Avg.</b>	<b>30:09</b>	<b>29:51</b>
<b>Total Net Yards</b>	<b>5852</b>	<b>5304</b>
Avg. Per Game	365.8	331.5
Total Plays	998	993
Avg. Per Play	5.9	5.3
<b>Net Yards Rushing</b>	<b>1178</b>	<b>1764</b>
Avg. Per Game	73.6	110.3
Total Rushes	340	445
<b>Net Yards Passing</b>	<b>4674</b>	<b>3540</b>
Avg. Per Game	292.1	221.3
Sacked/Yards Lost	28/201	31/191
Gross Yards	4875	3731
Att./Completions	630/418	517/323
Completion Pct.	66.3%	62.5%
Had Intercepted	15	13
<b>Punts/Average</b>	<b>60/41.8</b>	<b>61/45.5</b>
<b>Net Punting Avg.</b>	<b>34.1</b>	<b>40.0</b>
<b>Penalties/Yards</b>	<b>107/781</b>	<b>98/816</b>
<b>Fumbles/Ball Lost</b>	<b>27/15</b>	<b>26/17</b>
<b>Touchdowns</b>	<b>51</b>	<b>52</b>
Rushing	14	13
Passing	31	36
Returns	6	3

### SCORE BY PERIOD

	Q1	Q2	Q3	Q4	OT	PTS
Team	64	117	154	86	6	427
Opponents	84	150	81	111	0	426

### SCORING

	TD	RU	PA	RT	K-PAT	FG	SPTS
Rackers	0	0	0	0	44/44	25/28	0 119
Fitzgerald	12	0	12	0	0/0	0/0	0 72
Boldin	11	0	11	0	0/0	0/0	0 66
Hightower	10	10	0	0	0/0	0/0	0 60
Urban	4	0	4	0	0/0	0/0	0 24
James	3	3	0	0	0/0	0/0	1 20
Arrington	3	1	1	1	0/0	0/0	0 18
Breaston	3	0	3	0	0/0	0/0	0 18
R-Cromartie	1	0	0	1	0/0	0/0	0 6

### PASSING

	Att.	Comp.	Yds.	Comp. %	Yds./Att.	TD	TD%	Int.	Int. %	Long	Sack/Lost	Rating
Warner	598	401	4583	67.1%	7.7	30	5.0%	14	2.3%	79t	26/182	96.9
Leinart	29	15	264	51.7%	9.1	1	3.4%	1	3.4%	78t	2/19	80.2
Urban	1	1	18	100.0%	18.0	0	0.0%	0	0.0%	18	0/0	118.8
Johnson	1	1	10	100.0%	10.0	0	0.0%	0	0.0%	10	0/0	108.3
Arrington	1	0	0	0.0%	0.0	0	0.0%	0	0.0%	0	0/0	39.6
<b>Team</b>	<b>630</b>	<b>418</b>	<b>4875</b>	<b>66.3%</b>	<b>7.7</b>	<b>31</b>	<b>4.9%</b>	<b>15</b>	<b>2.4%</b>	<b>79t</b>	<b>28/201</b>	<b>96.1</b>
<b>Opponents</b>	<b>517</b>	<b>323</b>	<b>3731</b>	<b>62.5%</b>	<b>7.2</b>	<b>36</b>	<b>7.0%</b>	<b>13</b>	<b>2.5%</b>	<b>87t</b>	<b>31/191</b>	<b>97.0</b>

### SCORING (CONT.)

	TD	RU	PA	RT	K-PAT	FG	SPTS
Dockett	1	0	0	1	0/0	0/0	0 6
Rolle	1	0	0	1	0/0	0/0	0 6
Beisel	1	0	0	1	0/0	0/0	0 6
Hood	1	0	0	1	0/0	0/0	0 6
<b>Team</b>	<b>51</b>	<b>14</b>	<b>31</b>	<b>6</b>	<b>44/44</b>	<b>25/28</b>	<b>1 427</b>
<b>Opponents</b>	<b>52</b>	<b>13</b>	<b>36</b>	<b>3</b>	<b>49/49</b>	<b>21/27</b>	<b>1 426</b>

2-Pt. Conversions: Team 1/6, Opponents 1/3

### SACKS

Berry 5.0, Okeafor 4.5, Dansby 4.0, Dockett 4.0, LaBoy 4.0, Smith 3.5, Wilson 2.5, C.Haggans 1.0, Robinson 1.0, Watson 1.0, Hayes 0.5. **Team 31.0, Opponents 27.0**

### RUSHING

	No.	Yds	Avg	Long	TD
James	133	514	3.9	35	3
Hightower	143	399	2.8	30t	10
Arrington	31	187	6.0	30	1
Boldin	9	67	7.4	30	0
Breaston	2	8	4.0	4	0
Leinart	4	5	1.3	8	0
Warner	18	-2	-0.1	11	0
<b>Team</b>	<b>340</b>	<b>1178</b>	<b>3.5</b>	<b>35</b>	<b>14</b>
<b>Opponents</b>	<b>445</b>	<b>1764</b>	<b>4.0</b>	<b>4ft</b>	<b>13</b>

### RECEIVING

	No.	Yds	Avg	Long	TD
Fitzgerald	96	1431	14.9	78t	12
Boldin	89	1038	11.7	79t	11
Breaston	77	1006	13.1	58	3
Urban	34	448	13.2	56t	4
Hightower	34	237	7.0	26	0
Arrington	29	255	8.8	35	1
Doucet	14	90	6.4	12	0
James	12	85	7.1	16	0
Patrick	11	104	9.5	19	0
Pope	9	77	8.6	25	0
Castille	4	11	2.8	5	0
Tuman	3	41	13.7	18	0
Smith	2	24	12.0	18	0
Spach	2	15	7.5	8	0
Rolle	1	9	9.0	9	0
Brown	1	4	4.0	4	0
Campbell	0	0	0	0	0
<b>Team</b>	<b>418</b>	<b>4875</b>	<b>11.7</b>	<b>79t</b>	<b>31</b>
<b>Opponents</b>	<b>323</b>	<b>3731</b>	<b>11.6</b>	<b>87t</b>	<b>36</b>

### INTERCEPTIONS

	No.	Yds	Avg	Long	TD
Rodgers-Cromartie	4	157	39.3	99t	1
Dansby	2	47	23.5	34	0
Wilson	2	37	18.5	28	0
Rolle	1	40	40.0	40t	1
Okeafor	1	39	39.0	39	0
Green	1	1	1.0	1	0
Brown	1	0	0.0	0	0
Hood	1	0	0.0	0	0
<b>Team</b>	<b>13</b>	<b>321</b>	<b>24.7</b>	<b>99t</b>	<b>2</b>
<b>Opponents</b>	<b>15</b>	<b>276</b>	<b>18.4</b>	<b>58</b>	<b>1</b>

### PUNT RETURNS

	Ret	FC	Yds	Avg	Long	TD
Breaston	33	10	237	7.2	25	0
<b>Team</b>	<b>33</b>	<b>10</b>	<b>237</b>	<b>7.2</b>	<b>25</b>	<b>0</b>
<b>Opponents</b>	<b>29</b>	<b>13</b>	<b>381</b>	<b>13.1</b>	<b>82t</b>	<b>1</b>

### KICKOFF RETURNS

	No.	Yds	Avg	Long	TD
Arrington	36	923	25.6	93t	1
Breaston	33	667	20.2	38	0
Morey	2	23	11.5	15	0
Campbell	2	16	8.0	16	0
Urban	2	1	0.5	1	0
<b>Team</b>	<b>75</b>	<b>1630</b>	<b>21.7</b>	<b>93t</b>	<b>1</b>
<b>Opponents</b>	<b>69</b>	<b>1724</b>	<b>25.0</b>	<b>104t</b>	<b>1</b>

### PUNTING

	No.	Yds	Avg	Net	TB	In	Lg	B
Johnson	40	1670	41.8	35.2	4	13	59	0
Graham	20	839	42.0	32.0	0	7	59	0
<b>Team</b>	<b>60</b>	<b>2509</b>	<b>41.8</b>	<b>34.1</b>	<b>4</b>	<b>20</b>	<b>59</b>	<b>0</b>
<b>Opponents</b>	<b>60</b>	<b>2777</b>	<b>45.5</b>	<b>40.0</b>	<b>5</b>	<b>20</b>	<b>63</b>	<b>1</b>

### FIELD GOALS

	1-19	20-29	30-39	40-49	50+
N. Rackers	0/0	9/9	9/11	6/6	1/2
<b>Team</b>	<b>0/0</b>	<b>9/9</b>	<b>9/11</b>	<b>6/6</b>	<b>1/2</b>
<b>Opponents</b>	<b>0/0</b>	<b>4/4</b>	<b>9/11</b>	<b>5/8</b>	<b>3/4</b>

### USUAL STARTING LINEUP

Offense	Defense
WR...Larry Fitzgerald	LE.....Antonio Smith
LT.....Mike Gandy	NT.....Bryan Robinson
LG.....Reggie Wells	DT.....Darnell Dockett
C.....Lyle Sendlein	RE.....Karlos Dansby
RG.....Deuce Lutui	WLB.....Travis LaBoy
RT.....Levi Brown	MLB.....Gerald Hayes
TE.....Leonard Pope	SLB.....Chike Okeafor
WR....Anquan Boldin	LCB.....Rod Hood
QB.....Kurt Warner	RCB.D. Rodgers-Cromartie
FB.....Terrelle Smith	SS.....Adrian Wilson
RB...Edgerrin James/ Tim Hightower	FS.....Antrel Rolle

### NOTES

The Cardinals capped 2008 season with a memorable playoff run, winning the NFC Championship game against Philadelphia and playing in Super Bowl XLIII vs. Pittsburgh ... won their first division title since 1975, winning the NFC West with a perfect 6-0 division record and finishing the regular season 9-7 overall ... under second-year head coach **Ken Whisenhunt**, Cardinals made first playoff appearance since 1998 in Wild Card game vs. Falcons, and earned second road playoff win in franchise history with victory at Carolina ... became first #4 seed to host a conference championship game and first #4 seed to advance to Super Bowl ... Cardinals recorded 12 wins on the season, the most in a single-season in franchise history and they won more playoff games in 2008 (3) than they had in their total playoff history (2) ... finished the regular season with an 8-2 home record and improved record at State Farm Stadium to 14-4 under Whisenhunt ... **Kurt Warner** sets franchise record with 30 TD passes while also earning his fourth Pro Bowl selection ... Warner also sets team marks for attempts, completions, completion percentage, passer rating and finished second in passing yards ... **Larry Fitzgerald** earned his second consecutive Pro Bowl selection and third overall after once again leading the NFC in both receptions (96) and receiving yards (1,431) while also collecting a career high 12 touchdowns ... Fitzgerald set single postseason records for receptions (30), yards (546), and receiving touchdowns (7) while also collecting over 100 receiving yards in all four postseason games ... **Anquan Boldin** earned his third trip to the Pro Bowl after becoming the first receiver in team history to have four 1,000 yard receiving seasons to go along with a career high 11 TDs ... reached 500 receptions in 80th game, reaching the milestone in fewer games than any other receiver in NFL history ... also set franchise mark with 24 100-yard receiving games ... **Tim Hightower's** 10 rushing TDs during the regular season set a franchise record for rookie ... Rookie **Dominique Rodgers-Cromartie** led the team with four INT's during the regular season including tying the franchise record for longest INT return with a 99-yard return for a touchdown against St. Louis... for the third season in a row, the team sold out every home game including both playoff contests.

### FINAL NFC WEST STANDINGS

Team	W	L	T	Pct.	Pts.	OP
Arizona	9	7	0	.563	427	426
San Francisco	7	9	0	.438	339	381
Seattle	4	12	0	.250	294	392
St. Louis	2	14	0	.125	232	465





## 2009 (10-6) HEAD COACH KEN WHISENHUNT

Sept. 13	San Francisco	L	16-20	61,981
Sept. 20	At Jacksonville	W	31-17	46,520
Sept. 27	Indianapolis	L	10-31	62,692
Oct. 4	Open Date			
Oct. 11	Houston	W	28-21	61,819
Oct. 18	At Seattle	W	27-3	67,588
Oct. 25	At NY Giants	W	24-17	78,299
Nov. 1	Carolina	L	21-34	62,031
Nov. 8	At Chicago	W	41-21	62,309
Nov. 15	Seattle	W	31-20	62,278
Nov. 22	At St. Louis	W	21-13	59,839
Nov. 29	At Tennessee	L	17-20	69,149
Dec. 6	Minnesota	W	30-17	64,121
Dec. 14	At San Francisco	L	9-24	69,732
Dec. 20	At Detroit	W	31-24	40,577
Dec. 27	St. Louis	W	31-10	62,624
Jan. 3	Green Bay	L	7-33	67,597
			375-325	
	Home: 4-4 (505,143), Away: 6-2 (494,013)			
	<b>NFC Wild Card Game</b>			
Jan. 10	Green Bay	W	51-45 (OT)	61,926
	<b>NFC Divisional Playoff</b>			
Jan. 16	At New Orleans	L	14-45	70,149
			65-90	

## TEAM STATISTICS

	Cards	Opp.
<b>Total First Downs</b> .....	<b>317</b>	<b>289</b>
Rushing	77	81
Passing	215	188
Penalty	25	20
3rd Down: Made/Att	69/190	82/232
3rd Down Pct.	36.3%	35.3%
4th Down: Made/Att	5/9	12/24
4th Down Pct.	55.6%	50.0%
<b>Possession Avg.</b> .....	<b>29:52</b>	<b>30:08</b>
<b>Total Net Yards</b> .....	<b>5510</b>	<b>5543</b>
Avg. Per Game	344.4	346.4
Total Plays	985	1038
Avg. Per Play	5.6	5.3
<b>Net Yards Rushing</b> .....	<b>1494</b>	<b>1804</b>
Avg. Per Game	93.4	112.8
Total Rushes	365	402
<b>Net Yards Passing</b> .....	<b>4016</b>	<b>3739</b>
Avg. Per Game	251.0	233.7
Sacked/Yards Lost	26/184	43/259
Gross Yards	4200	3998
Att./Completions	594/392	593/346
Completion Pct.	66.0%	58.3%
Had Intercepted	18	21
<b>Punts/Average</b> .....	<b>86/47.0</b>	<b>84/44.9</b>
<b>Net Punting Avg.</b> .....	<b>40.6</b>	<b>39.4</b>
<b>Penalties/Yards</b> .....	<b>108/886</b>	<b>104/840</b>
<b>Fumbles/Ball Lost</b> .....	<b>32/18</b>	<b>20/8</b>
<b>Touchdowns</b> .....	<b>46</b>	<b>38</b>
Rushing	16	13
Passing	27	22
Returns	3	3

## SCORE BY PERIOD

	Q1	Q2	Q3	Q4	OT	PTS
Team	76	132	82	85	0	375
Opponents	67	101	62	95	0	325

## SCORING

	TD	RU	PA	RT	K-PAT	FG	S	PTS
Rackers	0	0	0	0	37/38	16/17	0	85
Fitzgerald	13	0	13	0	0/0	0/0	0	78
Hightower	8	8	0	0	0/0	0/0	0	48
Wells	7	7	0	0	0/0	0/0	0	42
Boldin	5	1	4	0	0/0	0/0	0	30
Breaston	3	0	3	0	0/0	0/0	0	18
Nugent	0	0	0	0	8/8	2/2	0	14
S-Howling	2	0	1	1	0/0	0/0	0	12
Patrick	2	0	2	0	0/0	0/0	0	12
Wright	2	0	2	0	0/0	0/0	0	12
Rolle	1	0	0	1	0/0	0/0	0	6
R-Cromartie	1	0	0	1	0/0	0/0	0	6
Doucet	1	0	1	0	0/0	0/0	0	6
Becht	1	0	1	0	0/0	0/0	0	6
<b>Team</b>	<b>46</b>	<b>16</b>	<b>27</b>	<b>3</b>	<b>45/46</b>	<b>18/19</b>	<b>0</b>	<b>375</b>
<b>Opponents</b>	<b>38</b>	<b>13</b>	<b>22</b>	<b>3</b>	<b>38/38</b>	<b>19/25</b>	<b>0</b>	<b>325</b>

## PASSING

	Att.	Comp.	Yds.	Comp. %	Yds./Att.	TD	TD%	Int.	Int. %	Long	Sack/Lost	Rating
Warner	513	339	3753	66.1%	7.3	26	5.1%	14	2.7%	45	24/72	93.2
Leinart	77	51	435	66.2%	5.6	0	0.0%	3	3.9%	28	2/12	64.6
St. Pierre	4	2	12	50.0%	3.0	1	25.0%	1	25.0%	9	0/0	56.3
<b>Team</b>	<b>594</b>	<b>392</b>	<b>4200</b>	<b>66.0%</b>	<b>7.1</b>	<b>27</b>	<b>4.5%</b>	<b>18</b>	<b>3.0%</b>	<b>45</b>	<b>26/184</b>	<b>89.1</b>
<b>Opponents</b>	<b>593</b>	<b>346</b>	<b>3998</b>	<b>58.3%</b>	<b>6.7</b>	<b>22</b>	<b>3.7%</b>	<b>21</b>	<b>3.5%</b>	<b>72</b>	<b>43/259</b>	<b>76.4</b>

## SACKS

Dockett 7.0, Campbell 7.0, Berry 6.0, Haggans 5.0, Okeafor 4.5, Branch 2.0, Wilson 2.0, Iwebema 2.0, Davis 2.0, Rolle 1.5, Robinson 1.0, Banks 1.0, Dansby 1.0. **Team 42.0, Opponents 26.0**

## RUSHING

	No.	Yds	Avg	Long	TD
Wells	176	793	4.5	33	7
Hightower	143	598	4.2	50	8
Breaston	2	44	22.0	25	0
Wright	3	17	5.7	8	0
S-Howling	6	15	2.5	5	0
Boldin	3	12	4.0	5t	1
Warner	21	10	0.5	10	0
Rolle	1	9	9.0	9	0
St. Pierre	1	2	2.0	2	0
Leinart	9	-6	-0.7	1	0
<b>Team</b>	<b>365</b>	<b>1494</b>	<b>4.1</b>	<b>50</b>	<b>16</b>
<b>Opponents</b>	<b>402</b>	<b>1804</b>	<b>4.5</b>	<b>85t</b>	<b>13</b>

## RECEIVING

	No.	Yds	Avg	Long	TD
Fitzgerald	97	1092	11.3	34t	13
Boldin	84	1024	12.2	44	4
Hightower	63	428	6.8	23	0
Breaston	55	712	12.9	45	3
Urban	18	186	10.3	40	0
Doucet	17	214	12.6	29	1
Patrick	12	146	12.2	28	2
Wells	12	143	11.9	25	0
S-Howling	10	83	8.3	15	1
Wright	9	53	5.9	10	2
Becht	7	61	8.7	16	1
Spach	4	38	9.5	22	0
Kreider	4	20	5.0	8	0
<b>Team</b>	<b>392</b>	<b>4200</b>	<b>10.7</b>	<b>45</b>	<b>27</b>
<b>Opponents</b>	<b>346</b>	<b>3998</b>	<b>11.6</b>	<b>72</b>	<b>22</b>

## INTERCEPTIONS

	No.	Yds	Avg	Long	TD
R-Cromartie	6	77	12.8	49t	1
Wilson	5	56	11.2	41	0
Rolle	4	71	17.8	29	0
Brown	1	85	85.0	80	0
Ware	1	18	18.0	18	0
Adams	1	17	17.0	17	0
Dansby	1	11	11.0	11	0
Dockett	1	3	3.0	3	0
Toler	1	0	0.0	0	0
<b>Team</b>	<b>21</b>	<b>338</b>	<b>16.1</b>	<b>80</b>	<b>1</b>
<b>Opponents</b>	<b>18</b>	<b>312</b>	<b>17.3</b>	<b>101t</b>	<b>3</b>

## PUNT RETURNS

	Ret	FC	Yds	Avg	Long	TD
Breaston	38	11	253	6.7	64	0
Rolle	6	2	55	9.2	27	0
Toler	1	0	0	0.0	0	0
<b>Team</b>	<b>45</b>	<b>13</b>	<b>308</b>	<b>6.8</b>	<b>64</b>	<b>0</b>
<b>Opponents</b>	<b>47</b>	<b>14</b>	<b>493</b>	<b>10.5</b>	<b>62</b>	<b>0</b>

## KICKOFF RETURNS

	No.	Yds	Avg	Long	TD
S-Howling	52	1257	24.2	99t	1
Wright	2	27	13.5	18	0
<b>Team</b>	<b>54</b>	<b>1284</b>	<b>23.8</b>	<b>99t</b>	<b>1</b>
<b>Opponents</b>	<b>61</b>	<b>1248</b>	<b>20.5</b>	<b>63</b>	<b>0</b>

## PUNTING

	No.	Yds	Avg	Net	TB	In	Lg	B
Graham	86	4045	47.0	40.6	3	42	64	0
<b>Team</b>	<b>86</b>	<b>4045</b>	<b>47.0</b>	<b>40.6</b>	<b>3</b>	<b>42</b>	<b>64</b>	<b>0</b>
<b>Opponents</b>	<b>84</b>	<b>3774</b>	<b>44.9</b>	<b>39.4</b>	<b>8</b>	<b>30</b>	<b>64</b>	<b>0</b>

## FIELD GOALS

	1-19	20-29	30-39	40-49	50+
Rackers	0/0	4/4	6/6	6/7	0/0
Nugent	1/1	0/0	0/0	1/1	0/0
<b>Team</b>	<b>1/1</b>	<b>4/4</b>	<b>6/6</b>	<b>7/8</b>	<b>0/0</b>
<b>Opponents</b>	<b>0/0</b>	<b>8/8</b>	<b>8/10</b>	<b>1/3</b>	<b>2/4</b>

## USUAL STARTING LINEUP

Offense	Defense
WR...Larry Fitzgerald	DE....Calais Campbell
LT.....Mike Gandy	NT.....Bryan Robinson
LG.....Reggie Wells	DT.....Darnell Dockett
C.....Lyle Sendlein	ROLB...Chike Okeafor
RG.....Deuce Lutui	ILB....Karlos Dansby
RT.....Levi Brown	ILB....Gerald Hayes
TE....Anthony Becht	LOLB...Clark Haggans
WR...Anquan Boldin	RCB...Bryant McFadden
QB.....Kurt Warner	LCB...D. Rodgers-Cromartie
FB.....Dan Kreider	SS.....Adrian Wilson
RB....Tim Hightower	FS.....Antrel Rolle

## NOTES

The Cardinals earned their first back-to-back division titles since 1974-75 with a 10-6 regular season record, their best record since the NFL went to a 16-game schedule in 1978 ... hosted a playoff game for the second straight season and beat the Green Bay Packers 51-45 an overtime thriller that was the highest scoring game in NFL postseason history ... improved the Cardinals record to 4-0 all-time in home postseason games and gave the team postseason wins in back-to-back seasons for first time ever ... avoided the Super Bowl curse by becoming just the third team since 1999 to return to the postseason after finishing as Super Bowl runner-up ... third-year head coach **Ken Whisenunt** led the Cardinals to their second straight division title ... first time since 1976 that the Cardinals have posted 10+ wins in a regular season ... the Cardinals were 6-2 on the road, the most road wins in a single season since 1963 (6) ... for the first time since 1975, the Cardinals went without back-to-back losses in a single season; they were the only NFL team in 2009 to accomplish the feat ... **Kurt Warner** became first quarterback in team history to throw for 3,000+ yards and 20+ touchdowns in three consecutive seasons ... **Larry Fitzgerald** earned his third consecutive Pro Bowl selection and fourth overall after leading the NFL for a second consecutive season with a career-high 13 touchdown receptions ... **Anquan Boldin** reached 586 receptions for his career and passed Larry Centers (535) to become the franchise's all-time leader in receptions ... **Adrian Wilson** had two sacks and five interceptions to become the 10th player in NFL history with 20 sacks and 20 interceptions in their career while also earning third Pro Bowl selection and All-Pro first team honors ... **Ben Graham** tied NFL record with 42 punts inside the 20-yard line ... **Dominique Rodgers-Cromartie**, **Antrel Rolle** and **Darnell Dockett** selected to Pro Bowl along with Wilson and Fitzgerald... for the fourth season in a row, the team sold out every home game including the Wild Card Playoff contest.

## FINAL NFC WEST STANDINGS

Team	W	L	T	Pct.	Pts.	OP
Arizona	10	6	0	.625	375	325
San Francisco	8	8	0	.500	330	281
Seattle	5	11	0	.313	280	390
St. Louis	1	15	0	.063	175	436



## 2010 (5-11)

### HEAD COACH KEN WHISENHUNT

Sept. 12	At St. Louis	W	17-13	52,440
Sept. 19	At Atlanta	L	7-41	66,824
<b>Sept. 26</b>	<b>Oakland</b>	<b>W</b>	<b>24-23</b>	<b>62,439</b>
Oct. 3	At San Diego	L	10-41	63,189
<b>Oct. 10</b>	<b>New Orleans</b>	<b>W</b>	<b>30-20</b>	<b>62,621</b>
Oct. 17	Open Date			
Oct. 24	At Seattle	L	10-22	67,038
<b>Oct. 31</b>	<b>Tampa Bay</b>	<b>L</b>	<b>35-38</b>	<b>61,857</b>
Nov. 7	At Minnesota	L	24-27 (OT)	64,120
<b>Nov. 14</b>	<b>Seattle</b>	<b>L</b>	<b>18-36</b>	<b>61,904</b>
Nov. 21	At Kansas City	L	13-31	66,247
<b>Nov. 29</b>	<b>San Francisco</b>	<b>L</b>	<b>6-27</b>	<b>63,208</b>
<b>Dec. 5</b>	<b>St. Louis</b>	<b>L</b>	<b>6-19</b>	<b>61,874</b>
<b>Dec. 12</b>	<b>Denver</b>	<b>W</b>	<b>43-13</b>	<b>62,223</b>
Dec. 19	At Carolina	L	12-19	71,849
<b>Dec. 25</b>	<b>Dallas</b>	<b>W</b>	<b>27-26</b>	<b>63,971</b>
Jan. 2	At San Francisco	L	7-38	69,732

289-434  
Home 4-4 (500,097), Away 1-7 (521,439).

### TEAM STATISTICS

<b>Total First Downs</b> .....	<b>241</b>	<b>339</b>
Rushing	67	123
Passing	154	178
Penalty	20	38
3rd Down: Made/Att	58/209	87/233
3rd Down Pct.	27.8%	37.3%
4th Down: Made/Att	7/18	9/17
4th Down Pct.	38.9%	52.9%
<b>Possession Avg.</b> .....	<b>26:14</b>	<b>33:46</b>
<b>Total Net Yards</b> .....	<b>4309</b>	<b>5977</b>
Avg. Per Game	269.3	373.6
Total Plays	931	1092
Avg. Per Play	4.6	5.5
<b>Net Yards Rushing</b> .....	<b>1388</b>	<b>2323</b>
Avg. Per Game	86.8	145.2
Total Rushes	320	526
<b>Net Yards Passing</b> .....	<b>2921</b>	<b>3654</b>
Avg. Per Game	182.6	228.4
Sacked/Yards Lost	50/343	33/227
Gross Yards	3264	3881
Att./Completions	561/285	533/324
Completion Pct.	50.8%	60.8%
Had Intercepted	19	17
<b>Punts/Average</b> .....	<b>94/43.4</b>	<b>64/47.9</b>
<b>Net Punting Avg.</b> .....	<b>36.6</b>	<b>41.4</b>
<b>Penalties/Yards</b> .....	<b>108/870</b>	<b>108/894</b>
<b>Fumbles/Ball Lost</b> .....	<b>33/16</b>	<b>22/13</b>
<b>Touchdowns</b> .....	<b>31</b>	<b>45</b>
Rushing	9	19
Passing	10	22
Returns	12	4

### SCORE BY PERIODS

	Q1	Q2	Q3	Q4	OT	Pts
Team	53	98	44	94	0	289
Opponents	87	149	102	93	3	434

### SCORING

	TD	Ru	Pa	Rt	PAT	FG	Pt	Pts
Feely	1	1	0	0	29/29	24/27	0	107
Fitzgerald	6	0	6	0	0/0	0/0	1	38
Hightower	5	5	0	0	0/0	0/0	0	30
S-Howling	3	1	0	2	0/0	0/0	0	18
Wells	2	2	0	0	0/0	0/0	0	12
Roberts	2	0	2	0	0/0	0/0	0	12
R-Cromartie	2	0	0	2	0/0	0/0	0	12
Rhodes	2	0	0	2	0/0	0/0	0	12
Breaston	2	0	1	1	0/0	0/0	0	12
Adams	1	0	0	1	0/0	0/0	0	6
L.Brown	1	0	0	1	0/0	0/0	0	6
Dockett	1	0	0	1	0/0	0/0	0	6
Hayes	1	0	0	1	0/0	0/0	0	6
Doucet	1	0	1	0	0/0	0/0	0	6
Toler	1	0	0	1	0/0	0/0	0	6
<b>Team</b>	<b>31</b>	<b>9</b>	<b>10</b>	<b>12</b>	<b>29/29</b>	<b>24/27</b>	<b>1</b>	<b>289</b>
<b>Opponents</b>	<b>45</b>	<b>19</b>	<b>22</b>	<b>4</b>	<b>44/45</b>	<b>40/51</b>	<b>0</b>	<b>434</b>

2-Pt. Conversions: Team 1/ 2, Opponents 0/ 0

### PASSING

	Att	Cmp	Yds	Cmp%	Yds/Att	TD	TD%	Int	Int%	Long	Sack/Lost	Rating
Anderson	327	169	2065	51.7%	6.3	7	2.1%	10	3.1%	43	25/176	65.9
Skelton	126	60	662	47.6%	5.3	2	1.6%	2	1.6%	74t	9/65	62.3
Hall	78	39	370	50.0%	4.7	1	1.3%	6	7.7%	26	14/90	35.7
Bartel	28	16	150	57.1%	5.4	0	0.0%	1	3.6%	31	2/12	57.1
Breaston	2	1	17	50.0%	8.5	0	0.0%	0	0.0%	17	0/0	79.2
<b>Team</b>	<b>561</b>	<b>285</b>	<b>3264</b>	<b>50.8%</b>	<b>5.8</b>	<b>10</b>	<b>1.8%</b>	<b>19</b>	<b>3.4%</b>	<b>74t</b>	<b>50/343</b>	<b>60.5</b>
<b>Opponents</b>	<b>533</b>	<b>324</b>	<b>3881</b>	<b>60.8%</b>	<b>7.3</b>	<b>22</b>	<b>4.1%</b>	<b>17</b>	<b>3.2%</b>	<b>70</b>	<b>33/227</b>	<b>83.5</b>

### SACKS

C.Campbell 6.0, J.Porter 5.0, C.Haggans 5.0, D.Dockett 5.0, O.Schofield 2.0, P.Lenon 2.0, A.Branch 2.0, A.Wilson 2.0, W.Davis 1.0, G.Toler 1.0, D.Washington 1.0, K.Rhodes 1.0  
**Team 33.0, Opponents 50.0**

### RUSHING

	No.	Yds	Avg	Long	TD
Hightower	153	736	4.8	80t	5
Wells	116	397	3.4	24	2
S-Howling	23	113	4.9	30t	1
Skelton	10	49	4.9	16	0
Breaston	3	35	11.7	17	0
Wright	6	28	4.7	10	0
Anderson	5	25	5.0	11	0
Doucet	2	5	2.5	3	0
Feely	1	5	5.0	5t	1
Hall	1	-5	-5.0	-5	0
<b>Team</b>	<b>320</b>	<b>1388</b>	<b>4.3</b>	<b>80t</b>	<b>9</b>
<b>Opponents</b>	<b>526</b>	<b>2323</b>	<b>4.4</b>	<b>48</b>	<b>19</b>

### RECEIVING

	No.	Yds	Avg	Long	TD
Fitzgerald	90	1137	12.6	41	6
Breaston	47	718	15.3	37	1
Doucet	26	291	11.2	36	1
Roberts	24	307	12.8	74t	2
Hightower	21	136	6.5	20	0
S-Howling	16	111	6.9	13	0
Patrick	15	123	8.2	21	0
Komar	12	117	9.8	20	0
S.Williams	9	101	11.2	17	0
Wright	8	42	5.3	9	0
Spach	7	40	5.7	14	0
Wells	5	74	14.8	43	0
Dray	3	47	15.7	24	0
Mau'i'a	2	20	10.0	10	0
Johnson	0	0	0	0	0
<b>Team</b>	<b>285</b>	<b>3264</b>	<b>11.5</b>	<b>74t</b>	<b>10</b>
<b>Opponents</b>	<b>324</b>	<b>3881</b>	<b>12.0</b>	<b>70</b>	<b>22</b>

### INTERCEPTIONS

	No.	Yds	Avg	Long	TD
Rhodes	4	174	43.5	66	0
R-Cromartie	3	86	28.7	32t	2
Toler	2	66	33.0	66t	1
Adams	2	36	18.0	36	0
Lenon	2	12	6.0	10	0
Wilson	2	4	2.0	4	0
Washington	1	39	39.0	39	0
Johnson	1	7	7.0	7	0
<b>Team</b>	<b>17</b>	<b>424</b>	<b>24.9</b>	<b>66t</b>	<b>3</b>
<b>Opponents</b>	<b>19</b>	<b>389</b>	<b>20.5</b>	<b>62t</b>	<b>4</b>

### PUNT RETURNS

	Ret	FC	Yds	Avg	Long	TD
Roberts	35	8	263	7.5	25	0
Komar	5	0	31	6.2	9	0
Ware	1	0	0	0.0	0	0
R-Cromartie	1	0	0	0.0	0	0
<b>Team</b>	<b>42</b>	<b>8</b>	<b>294</b>	<b>7.0</b>	<b>25</b>	<b>0</b>
<b>Opponents</b>	<b>35</b>	<b>20</b>	<b>458</b>	<b>13.1</b>	<b>48</b>	<b>0</b>

### KICKOFF RETURNS

	No.	Yds	Avg	Long	TD
S-Howling	57	1548	27.2	102t	2
Roberts	14	326	23.3	47	0
Breaston	7	162	23.1	27	0
Spach	2	26	13.0	15	0
Wright	2	8	4.0	8	0
S.Williams	1	14	14.0	14	0
Obiozor	1	0	0.0	0	0
<b>Team</b>	<b>84</b>	<b>2084</b>	<b>24.8</b>	<b>102t</b>	<b>2</b>
<b>Opponents</b>	<b>51</b>	<b>1234</b>	<b>24.2</b>	<b>51</b>	<b>0</b>

### PUNTING

	No	Yds	Avg	Net	TB	In	Lg	B
Graham	94	4080	43.4	36.6	9	29	65	0
<b>Team</b>	<b>94</b>	<b>4080</b>	<b>43.4</b>	<b>36.6</b>	<b>9</b>	<b>29</b>	<b>65</b>	<b>0</b>
<b>Opponents</b>	<b>64</b>	<b>3064</b>	<b>47.9</b>	<b>41.4</b>	<b>6</b>	<b>21</b>	<b>67</b>	<b>0</b>

### FIELD GOALS

	1-19	20-29	30-39	40-49	50+
Feely	0/0	8/8	6/6	8/10	2/3
<b>Team</b>	<b>0/0</b>	<b>8/8</b>	<b>6/6</b>	<b>8/10</b>	<b>2/3</b>
<b>Opponents</b>	<b>2/2</b>	<b>17/19</b>	<b>10/14</b>	<b>7/10</b>	<b>4/6</b>

### USUAL STARTING LINEUP

<b>Offense</b>	<b>Defense</b>
<b>WR</b> ...Larry Fitzgerald	<b>DE</b> ....Calais Campbell
<b>LT</b> .....Levi Brown	<b>NT</b> ....Bryan Robinson
<b>LG</b> .....Alan Faneca	<b>DT</b> ....Darnell Dockett
<b>C</b> .....Lyle Sendlein	<b>ROLB</b> .....Joey Porter
<b>RG</b> .....Deuce Lutui	<b>ILB</b> .....Paris Lenon
<b>RT</b> ...Brandon Keith/ Jeremy Bridges	<b>ILB</b> ..Daryl Washington
<b>TE</b> ...Stephen Spach	<b>RCB</b> .....Greg Toler
<b>WR</b> ...Steve Breaston	<b>LCB</b> ..D. Rodgers-Cromartie
<b>QB</b> ..Derek Anderson	<b>SS</b> .....Adrian Wilson
<b>FB</b> ....Reagan Mau'i'a	<b>FS</b> .....Kerry Rhodes
<b>RB</b> ....Tim Hightower	

### NOTES

The Cardinals totaled 12 return TDs to lead the NFL, which also marked the second highest single season total in league history (Seattle, 13, 1998) ... their seven fumble recovery TDs established an NFL record ... fourth-year head coach **Ken Whisenhunt** became first head coach in franchise history to have a .500 or better record at home in first four seasons ... reached 36 victories as head coach, the third-highest total in franchise history behind Jim Hanifan (39) and Don Coryell (42) ... **Larry Fitzgerald** reached 613 career catches and passed Anquan Boldin (586) to become the franchise's all-time leader in receptions ... earned fifth career Pro Bowl selection (fourth in a row) and became first player in NFL history to have 90+ receptions five times in first seven seasons and just one of five players to do it in four consecutive seasons ... became youngest player to reach 600 career receptions and first player in franchise history with four consecutive 1,000 yard receiving seasons ... **Jay Feely** scored 25 points against Denver, the second highest point total in NFL history by a kicker (Rob Bironas, 26) and scored a TD on a five-yard run on a fake field goal ... **Darnell Dockett** selected to third career Pro Bowl after collecting five sacks and three fumble recoveries ... **Adrian Wilson** had a career high 118 tackles in 10th season and earned fourth Pro Bowl selection ... **LaRod Stephens-Howling** led the NFL with 1,548 kickoff return yards despite missing three games due to injury and his 27.2 yard avg. was fourth best in league ... **Russ Grimm**, the Cardinals assistant head coach, was inducted in the Pro Football Hall of Fame prior to the season ... **Max Hall** and **John Skelton** start at QB for the Cardinals, the first time in the NFL since 1994 that a team had two different rookie QBs start a game in a single season ... for the fifth season in a row, the team sold out every home game, marking 53 consecutive sellouts since the team began play at State Farm Stadium in 2006.

### FINAL NFC WEST

#### STANDINGS

<b>Team</b>	<b>W</b>	<b>L</b>	<b>T</b>	<b>Pct.</b>	<b>Pts.</b>	<b>OP</b>
Seattle	7	9	0	.438	310	407
St. Louis	7	9	0	.438	289	328
San Francisco	6	10	0	.375	305	346
Arizona	5	11	0	.313	289	434



## 2011 (8-8)

### HEAD COACH KEN WHISENHUNT

Sept. 11	Carolina	W	28-21	60,627
Sept. 18	At Washington	L	21-22	76,330
Sept. 25	At Seattle	L	10-13	66,199
Oct. 2	NY Giants	L	27-31	60,496
Oct. 9	At Minnesota	L	10-34	62,479
Oct. 16	Open Date			
Oct. 23	Pittsburgh	L	20-32	62,475
Oct. 30	At Baltimore	L	27-30	71,022
Nov. 6	St. Louis	W	19-13 (OT)	60,628
Nov. 13	At Philadelphia	W	21-17	69,144
Nov. 20	At San Francisco	L	7-23	69,732
Nov. 27	At St. Louis	W	23-20	56,029
Dec. 4	Dallas	W	19-13 (OT)	62,180
Dec. 11	San Francisco	W	21-19	60,808
Dec. 18	Cleveland	W	20-17 (OT)	60,443
Dec. 24	At Cincinnati	L	16-23	41,273
Jan. 1	Seattle	W	23-20 (OT)	61,798

Home 6-2 (489,455). Away 2-6 (512,208).

### TEAM STATISTICS

	Cards	Opp.
<b>Total First Downs</b> .....	<b>286</b>	<b>333</b>
Rushing	83	118
Passing	175	174
Penalty	28	41
3rd Down: Made/Att	66/205	71/226
3rd Down Pct.	32.2%	31.4%
4th Down: Made/Att	9/15	4/8
4th Down Pct.	60.0%	50.0%
<b>Possession Avg.</b> .....	<b>28:11</b>	<b>31:49</b>
<b>Total Net Yards</b> .....	<b>5192</b>	<b>5682</b>
Avg. Per Game	324.5	355.1
Total Plays	993	1095
Avg. Per Play	5.2	5.2
<b>Net Yards Rushing</b> .....	<b>1625</b>	<b>1986</b>
Avg. Per Game	101.6	124.1
Total Rushes	389	475
<b>Net Yards Passing</b> .....	<b>3567</b>	<b>3696</b>
Avg. Per Game	222.9	231.0
Sacked/Yards Lost	54/387	42/304
Gross Yards	3954	4000
Att./Completions	550/307	578/340
Completion Pct.	55.8%	58.8%
Had Intercepted	23	10
<b>Punts/Average</b> .....	<b>92/45.0</b>	<b>92/44.4</b>
<b>Net Punting Avg.</b> .....	<b>37.3</b>	<b>36.2</b>
<b>Penalties/Yards</b> .....	<b>106/1004</b>	<b>122/950</b>
<b>Fumbles/Ball Lost</b> .....	<b>24/9</b>	<b>15/9</b>
<b>Touchdowns</b> .....	<b>37</b>	<b>34</b>
Rushing	12	15
Passing	21	17
Returns	4	2

### SCORE BY PERIODS

	Q1	Q2	Q3	Q4	OT	Pts
Team	36	68	79	111	18	312
Opponents	81	107	85	75	0	348

### SCORING

	TD	Ru	Pa	Rt	PAT	FG	2Pt	Pts
Feely	0	0	0	0	33/33	19/24	0	90
Wells	10	10	0	0	0/0	0/0	0	60
Fitzgerald	8	0	8	0	0/0	0/0	0	48
Doucet	5	0	5	0	0/0	0/0	0	30
Peterson	4	0	0	4	0/0	0/0	0	24
King	3	0	3	0	0/0	0/0	0	18
S-Howling	2	0	2	0	0/0	0/0	0	12
Roberts	2	0	2	0	0/0	0/0	0	12
Smith	1	1	0	0	0/0	0/0	0	6
Heap	1	0	1	0	0/0	0/0	0	6
Taylor	1	1	0	0	0/0	0/0	0	6
<b>Team</b>	<b>37</b>	<b>12</b>	<b>21</b>	<b>4</b>	<b>33/33</b>	<b>19/24</b>	<b>0</b>	<b>312</b>
<b>Opponents</b>	<b>34</b>	<b>15</b>	<b>17</b>	<b>2</b>	<b>33/33</b>	<b>35/48</b>	<b>0</b>	<b>348</b>

2-Pt. Conversions: Team 0/2, Opponents 0/1

### PASSING

	Att	Cmp	Yds	Cmp%	Yds/Att	TD	TD%	Int	Int%	Long	Sack/Lost	Rating
K.Kolb	253	146	1955	57.7%	7.7	9	3.6%	8	3.2%	73t	30/219	81.0
J.Skelton	275	151	1913	54.9%	7.0	11	4.0%	14	5.1%	60t	23/162	68.9
R.Bartel	22	10	86	45.5%	3.9	1	4.5%	1	4.5%	23t	1/6	52.5
<b>Team</b>	<b>550</b>	<b>307</b>	<b>3954</b>	<b>55.8%</b>	<b>7.2</b>	<b>21</b>	<b>3.8%</b>	<b>23</b>	<b>4.2%</b>	<b>73t</b>	<b>54/387</b>	<b>73.9</b>
<b>Opponents</b>	<b>578</b>	<b>340</b>	<b>4000</b>	<b>58.8%</b>	<b>6.9</b>	<b>17</b>	<b>2.9%</b>	<b>10</b>	<b>1.7%</b>	<b>95t</b>	<b>42/304</b>	<b>82.5</b>

### SACKS

Campbell 8.0, Acho 7.0, Washington 5.0, Schofield 4.5, Dockett 3.5, Haggans 3.0, Lenon 3.0, Rhodes 2.0, Marshall 2.0, Carter 1.0, Porter 1.0, Eason 1.0, Peterson 1.0. **Team 42.0, Opponents 54.0**

### RUSHING

	No.	Yds	Avg	Long	TD
Wells	245	1047	4.3	71	10
S-Howling	43	167	3.9	39	0
Skelton	28	128	4.6	14	0
Smith	30	102	3.4	12	1
Taylor	20	77	3.9	34	1
Kolb	17	65	3.8	17	0
Roberts	3	27	9.0	12	0
Bartel	1	9	9.0	9	0
Sherman	1	3	3.0	3	0
Peterson	1	0	0.0	0	0
<b>Team</b>	<b>389</b>	<b>1625</b>	<b>4.2</b>	<b>71</b>	<b>12</b>
<b>Opponents</b>	<b>475</b>	<b>1986</b>	<b>4.2</b>	<b>48t</b>	<b>15</b>

### RECEIVING

	No.	Yds	Avg	Long	TD
Fitzgerald	80	1411	17.6	73t	8
Doucet	54	689	12.8	70t	5
Roberts	51	586	11.5	45	2
King	27	271	10.0	48t	3
Heap	24	283	11.8	28	1
Taylor	14	91	6.5	17	0
S-Howling	13	234	18.0	73t	2
Housler	12	133	11.1	21	0
Wells	10	52	5.2	10	0
Sherman	8	72	9.0	19	0
Stuckey	4	39	9.8	12	0
Sampson	3	36	12.0	15	0
Smith	3	21	7.0	13	0
Dray	2	25	12.5	20	0
Mau'i'a	1	12	12.0	12	0
Peterson	1	-1	-1.0	-1	0
<b>Team</b>	<b>307</b>	<b>3954</b>	<b>12.9</b>	<b>73t</b>	<b>21</b>
<b>Opponents</b>	<b>340</b>	<b>4000</b>	<b>11.8</b>	<b>95t</b>	<b>17</b>

### INTERCEPTIONS

	No.	Yds	Avg	Long	TD
Marshall	3	83	27.7	49	0
Washington	2	16	8.0	16	0
Peterson	2	1	0.5	1	0
Wilson	1	17	17.0	17	0
Campbell	1	0	0.0	0	0
Jefferson	1	0	0.0	0	0
<b>Team</b>	<b>10</b>	<b>117</b>	<b>11.7</b>	<b>49</b>	<b>0</b>
<b>Opponents</b>	<b>23</b>	<b>296</b>	<b>12.9</b>	<b>52</b>	<b>1</b>

### PUNT RETURNS

	Ret	FC	Yds	Avg	Long	TD
Peterson	44	22	699	15.9	99t	4
Roberts	2	0	-3	-1.5	-1	0
<b>Team</b>	<b>46</b>	<b>22</b>	<b>696</b>	<b>15.1</b>	<b>99t</b>	<b>4</b>
<b>Opponents</b>	<b>50</b>	<b>20</b>	<b>610</b>	<b>12.2</b>	<b>88t</b>	<b>1</b>

### KICKOFF RETURNS

	No.	Yds	Avg	Long	TD
S-Howling	36	857	23.8	37	0
Jefferson	14	356	25.4	51	0
Roberts	2	33	16.5	21	0
<b>Team</b>	<b>52</b>	<b>1246</b>	<b>24.0</b>	<b>51</b>	<b>0</b>
<b>Opponents</b>	<b>52</b>	<b>1300</b>	<b>25.0</b>	<b>69</b>	<b>0</b>

### PUNTING

	No	Yds	Avg	Net	TB	In	Lg	B
Zastudil	87	3929	45.2	37.5	5	24	66	0
Graham	5	212	42.4	33.4	0	2	55	0
<b>Team</b>	<b>92</b>	<b>4141</b>	<b>45.0</b>	<b>37.3</b>	<b>5</b>	<b>26</b>	<b>66</b>	<b>0</b>
<b>Opponents</b>	<b>92</b>	<b>4087</b>	<b>44.4</b>	<b>36.2</b>	<b>3</b>	<b>39</b>	<b>66</b>	<b>0</b>

### FIELD GOALS

	1-19	20-29	30-39	40-49	50+
Feely	0/0	9/9	4/6	5/7	1/2
<b>Team</b>	<b>0/0</b>	<b>9/9</b>	<b>4/6</b>	<b>5/7</b>	<b>1/2</b>
<b>Opponents</b>	<b>0/0</b>	<b>12/13</b>	<b>9/12</b>	<b>11/17</b>	<b>3/6</b>

### USUAL STARTING LINEUP

Offense	Defense
<b>WR</b> ... Larry Fitzgerald	<b>DE</b> ... Calais Campbell
<b>LT</b> ... Levi Brown	<b>NT</b> ... Dan Williams
<b>LG</b> ... Daryn Colledge	<b>DT</b> ... Darnell Dockett
<b>C</b> ... Lyle Sendlein	<b>ROLB</b> ... Sam Acho
<b>RG</b> ... Rex Hadnot	<b>ILB</b> ... Paris Lenon
<b>RT</b> ... Brandon Keith	<b>ILB</b> ... Daryl Washington
<b>TE</b> ... Jeff King	<b>LOLB</b> ... Clark Haggans
<b>WR</b> ... Andre Roberts	<b>RCB</b> ... Patrick Peterson
<b>QB</b> ... Kevin Kolb/John Skelton	<b>LCB</b> ... Richard Marshall/A.J. Jefferson
<b>FB</b> ... Anthony Sherman	<b>SS</b> ... Adrian Wilson
<b>RB</b> ... Beanie Wells	<b>FS</b> ... Rashad Johnson

### NOTES

After a 1-6 start, the Cardinals finished the season winning seven of their final nine games to finish at 8-8 ... they set an NFL record with four overtime victories and had six fourth-quarter comeback victories, one shy of the NFL single-season record (Indianapolis, 7, 2009) ... they led the NFL with five blocked FGs in 2011, the third straight season the Cardinals have led the league in that category ... fifth-year head coach **Ken Whisenhunt** reached 44 career wins, becoming the franchise's all-time leader in week 15 with a 20-17 OT victory over Cleveland ... rookie **Patrick Peterson** tied an NFL single-season record with four punt return TDs and established an NFL rookie record with 699 punt return yards ... he became the first player in NFL history with four punt return TDs of 80+ yards in a season, was selected to the Pro Bowl as a kick returner and was the lone rookie to be named to the Associated Press All-Pro first team ... **Larry Fitzgerald** became the franchise's all-time leader with 9,615 receiving yards, 73 receiving TDs and 32 100-yard receiving games ... he earned his sixth career Pro Bowl selection (fifth in a row) and became just the fourth player in NFL history to record at least 1,400 yards receiving four times in their career ... **Beanie Wells** became the first player in franchise history to rush for more than 1,000 yards and 10 TDs in a single season ... established a franchise single-game record with 228 rushing yards in week 12 at St. Louis ... **Adrian Wilson** earned his fifth career Pro Bowl selection (fourth in a row) after starting all 16 games and recording a career-high 16 passes defended ... **Calais Campbell** had a team-high eight sacks and tied for the NFL lead with three blocked FGs ... **Daryl Washington** led the team with a career-high 111 tackles and was one of five players in the NFL with at least five sacks and two INTs in 2011 ... **John Skelton** had a 5-2 record as a starter (6-2 when appearing in a game) while filling in for injured starter **Kevin Kolb** ... for the sixth consecutive season, the team sold out every home game, bringing the streak to 63 consecutive sellouts dating back to 2006.

### FINAL NFC WEST

#### STANDINGS

Team	W	L	T	Pct.	Pts.	OP
San Francisco	13	3	0	.813	380	229
Arizona	8	8	0	.500	312	348
Seattle	7	9	0	.438	321	315
St. Louis	2	14	0	.125	193	407





## 2012 (5-11)

### HEAD COACH KEN WHISENHUNT

Sept. 9	Seattle	W	20-16	60,032
Sept. 16	At New England	W	20-18	68,756
Sept. 23	Philadelphia	W	27-6	60,436
Sept. 30	Miami	W	24-21 (OT)	60,183
Oct. 4	At St. Louis	L	3-17	54,653
Oct. 14	Buffalo	L	16-19 (OT)	60,385
Oct. 21	At Minnesota	L	14-21	61,068
Oct. 29	San Francisco	L	3-24	62,810
Nov. 4	At Green Bay	L	17-31	70,504
Nov. 11	Open Date			
Nov. 18	At Atlanta	L	19-23	69,630
Nov. 25	St. Louis	L	17-31	60,062
Dec. 2	At NY Jets	L	6-7	79,088
Dec. 9	At Seattle	L	0-58	67,685
Dec. 16	Detroit	W	38-10	60,483
Dec. 23	Chicago	L	13-28	62,734
Dec. 30	At San Francisco	L	13-27	69,732
				250-357
Home 4-4 (487,125). Away 1-7 (541,116).				

### TEAM STATISTICS

	Cards	Opp.
<b>Total First Downs</b> .....	<b>246</b> .....	<b>288</b>
Rushing	58	107
Passing	168	160
Penalty	20	21
3rd Down: Made/Att	58/230	73/222
3rd Down Pct.	25.2%	32.9%
4th Down: Made/Att	10/24	4/9
4th Down Pct.	41.7%	44.4%
<b>Possession Avg.</b> .....	<b>29:01</b> .....	<b>30:59</b>
<b>Total Net Yards</b> .....	<b>4209</b> .....	<b>5405</b>
Avg. Per Game	263.1	337.8
Total Plays	1018	1041
Avg. Per Play	4.1	5.2
<b>Net Yards Rushing</b> .....	<b>1204</b> .....	<b>2192</b>
Avg. Per Game	75.3	137.0
Total Rushes	352	506
<b>Net Yards Passing</b> .....	<b>3005</b> .....	<b>3213</b>
Avg. Per Game	187.8	200.8
Sacked/Yards Lost	58/378	38/228
Gross Yards	3383	3441
Att./Completions	608/337	497/270
Completion Pct.	55.4%	54.3%
Had Intercepted	21	22
<b>Punts/Average</b> .....	<b>112/46.5</b> .....	<b>93/44.8</b>
<b>Net Punting Avg.</b> .....	<b>41.4</b> .....	<b>38.8</b>
<b>Penalties/Yards</b> .....	<b>102/857</b> .....	<b>100/810</b>
<b>Fumbles/Ball Lost</b> .....	<b>25/13</b> .....	<b>17/11</b>
<b>Touchdowns</b> .....	<b>25</b> .....	<b>40</b>
Rushing	10	12
Passing	11	20
Returns	4	8

### SCORE BY PERIODS

	Q1	Q2	Q3	Q4	OT	Pts
Team	51	85	36	75	3	250
Opponents	60	136	97	61	3	357

### SCORING

	TD	Ru	Pa	Rt	PAT	FG	2Pt	Pts
Feely	0	0	0	0	25/25	25/28	0	100
Wells	5	5	0	0	0/0	0/0	0	30
Roberts	5	0	5	0	0/0	0/0	0	30
Fitzgerald	4	0	4	0	0/0	0/0	0	24
Howling	4	4	0	0	0/0	0/0	0	24
Floyd	2	0	2	0	0/0	0/0	0	12
Sanders	1	0	0	1	0/0	0/0	0	6
Kolb	1	1	0	0	0/0	0/0	0	6
Toler	1	0	0	1	0/0	0/0	0	6
Bethel	1	0	0	1	0/0	0/0	0	6
Johnson	1	0	0	1	0/0	0/0	0	6
<b>Team</b>	<b>25</b>	<b>10</b>	<b>11</b>	<b>4</b>	<b>25/25</b>	<b>25/28</b>	<b>0</b>	<b>250</b>
<b>Opponents</b>	<b>40</b>	<b>12</b>	<b>20</b>	<b>8</b>	<b>38/38</b>	<b>25/35</b>	<b>1</b>	<b>357</b>

2-Pt. Conversions: Team 0/0, Opponents 1/2

### PASSING

	Att	Cmp	Yds	Cmp%	Yds/Att	TD	TD%	Int	Int%	Long	Sack/Lost	Rating
K.Kolb	183	109	1169	59.6%	6.4	8	4.4%	3	1.6%	46t	27/159	86.1
J.Skelton	201	109	1132	54.2%	5.6	2	1.0%	9	4.5%	40	15/98	55.4
R.Lindley	171	89	752	52.0%	4.4	0	0.0%	7	4.1%	28	12/91	46.7
B.Hoyer	53	30	330	56.6%	6.2	1	1.9%	2	3.8%	53	4/30	65.8
<b>Team</b>	<b>608</b>	<b>337</b>	<b>3383</b>	<b>55.4%</b>	<b>5.6</b>	<b>11</b>	<b>1.8%</b>	<b>21</b>	<b>3.5%</b>	<b>53</b>	<b>58/378</b>	<b>63.1</b>
<b>Opponents</b>	<b>497</b>	<b>270</b>	<b>3441</b>	<b>54.3%</b>	<b>6.9</b>	<b>20</b>	<b>4.0%</b>	<b>22</b>	<b>4.4%</b>	<b>80t</b>	<b>38/228</b>	<b>71.2</b>

### SACKS

D.Washington 9.0, C.Campbell 6.5, O.Schofield 4.0, Q.Groves 4.0, S.Acho 4.0, A.Wilson 3.0, P.Lenon 2.0, D.Dockett 1.5, W.Gay 1.0, N.Eason 1.0, K.Rhodes 1.0, R.Talley 1.0. **Team 38.0, Opponents 58.0**

### RUSHING

	No.	Yds	Avg	Long	TD
Howling	110	356	3.2	52	4
Wells	88	234	2.7	31t	5
Powell	60	217	3.6	17	0
Williams	58	164	2.8	25	0
Kolb	16	100	6.3	22	1
Johnson	2	64	32.0	40	0
Roberts	4	29	7.3	15	0
Peterson	2	13	6.5	17	0
Doucet	2	9	4.5	6	0
Lindley	4	7	1.8	8	0
Hoyer	1	6	6.0	6	0
Skelton	4	5	1.3	2	0
Feely	1	0	0.0	0	0
<b>Team</b>	<b>352</b>	<b>1204</b>	<b>3.4</b>	<b>52</b>	<b>10</b>
<b>Opponents</b>	<b>506</b>	<b>2192</b>	<b>4.3</b>	<b>46</b>	<b>12</b>

### RECEIVING

	No.	Yds	Avg	Long	TD
Fitzgerald	71	798	11.2	37t	4
Roberts	64	759	11.9	46t	5
Floyd	45	562	12.5	53	2
Housler	45	417	9.3	33	0
Doucet	28	207	7.4	18	0
Powell	19	132	6.9	25	0
King	17	129	7.6	27	0
Howling	17	106	6.2	24	0
Heap	8	94	11.8	28	0
Williams	7	44	6.3	12	0
Sherman	5	39	7.8	19	0
Peterson	3	11	3.7	7	0
Smith	2	21	10.5	13	0
Dray	2	15	7.5	12	0
Wells	1	24	24.0	24	0
Kelemete	1	10	10.0	10	0
Byrd	1	8	8.0	8	0
Mau'i'a	1	7	7.0	7	0
<b>Team</b>	<b>337</b>	<b>3383</b>	<b>10.0</b>	<b>53</b>	<b>11</b>
<b>Opponents</b>	<b>270</b>	<b>3441</b>	<b>12.7</b>	<b>80t</b>	<b>20</b>

### INTERCEPTIONS

	No.	Yds	Avg	Long	TD
Peterson	7	64	9.1	31	0
Rhodes	4	39	9.8	30	0
Toler	2	102	51.0	102t	1
Johnson	2	87	43.5	53t	1
Gay	2	7	3.5	6	0
Acho	2	2	1.0	2	0
Washington	1	7	7.0	7	0
Lenon	1	0	0.0	0	0
Wilson	1	-2	-2.0	-2	0
<b>Team</b>	<b>22</b>	<b>306</b>	<b>13.9</b>	<b>102t</b>	<b>2</b>
<b>Opponents</b>	<b>21</b>	<b>379</b>	<b>18.0</b>	<b>45</b>	<b>5</b>

### PUNT RETURNS

	Ret	FC	Yds	Avg	Long	TD
Peterson	51	14	426	8.4	26	0
Roberts	3	0	15	5.0	10	0
<b>Team</b>	<b>54</b>	<b>14</b>	<b>441</b>	<b>8.2</b>	<b>26</b>	<b>0</b>
<b>Opponents</b>	<b>48</b>	<b>36</b>	<b>415</b>	<b>8.6</b>	<b>52</b>	<b>0</b>

### KICKOFF RETURNS

	No.	Yds	Avg	Long	TD
Powell	21	507	24.1	65	0
Howling	18	405	22.5	38	0
Doucet	1	18	18.0	18	0
<b>Team</b>	<b>40</b>	<b>930</b>	<b>23.3</b>	<b>65</b>	<b>0</b>
<b>Opponents</b>	<b>32</b>	<b>846</b>	<b>26.4</b>	<b>83</b>	<b>0</b>

### PUNTING

	No	Yds	Avg	Net	TB	In	Lg	B
Zastudil	112	5209	46.5	41.4	8	46	70	0
<b>Team</b>	<b>112</b>	<b>5209</b>	<b>46.5</b>	<b>41.4</b>	<b>8</b>	<b>46</b>	<b>70</b>	<b>0</b>
<b>Opponents</b>	<b>92</b>	<b>4166</b>	<b>44.8</b>	<b>39.2</b>	<b>4</b>	<b>30</b>	<b>68</b>	<b>1</b>

### FIELD GOALS

	1-19	20-29	30-39	40-49	50+
J.Feely	0/0	6/6	9/10	8/10	2/2
<b>Team</b>	<b>0/0</b>	<b>6/6</b>	<b>9/10</b>	<b>8/10</b>	<b>2/2</b>
<b>Opponents</b>	<b>1/1</b>	<b>6/7</b>	<b>7/8</b>	<b>7/12</b>	<b>4/7</b>

### USUAL STARTING LINEUP

Offense	Defense
<b>WR</b> ... Larry Fitzgerald	<b>DE</b> .... Calais Campbell
<b>LT</b> ..... Nate Potter	<b>NT</b> ..... Dan Williams
<b>LG</b> ... Daryn Colledge	<b>DT</b> .... Darnell Dockett
<b>C</b> ..... Lyle Sendlein	<b>ROLB</b> ..... Sam Acho
<b>RG</b> .... Adam Snyder	<b>ILB</b> ..... Paris Lenon
<b>RT</b> .... Bobby Massie	<b>ILB</b> .. Daryl Washington
<b>TE</b> ..... Jeff King	<b>LOLB</b> ..O'Brien Schofield
<b>WR</b> ... Andre Roberts	<b>RCB</b> .. Patrick Peterson
<b>QB</b> ..... Kevin Kolb	<b>LCB</b> ..... William Gay
<b>FB</b> .. Anthony Sherman	<b>SS</b> ..... Adrian Wilson
<b>RB</b> ..... Beanie Wells	<b>FS</b> ..... Kerry Rhodes

### NOTES

After starting the season 4-0 for the first time since 1974, the Cardinals endured a nine-game winless streak and finished the season 5-11 ... the offense was derailed by mounting injuries, with 17 different players on that side of the ball combining to miss 103 total games (9 on injured reserve) ... in Week 4 vs. Miami, the Cardinals earned their 500th all-time regular season win, becoming the ninth team in NFL history to reach 500 victories ... the Cardinals posted the NFL's 5th ranked pass defense and finished second in the NFL with 22 INTs ... **Larry Fitzgerald** became the youngest player in NFL history to reach 700 career receptions (29 years, 23 days) ... earned his seventh trip to the Pro Bowl, the most by any offensive player in franchise history ... **Adrian Wilson** became just the sixth player in NFL history to record at least 25 sacks and 25 INTs in their career ... **Patrick Peterson** finished fourth in the NFL with seven INTs and was named to the 2013 NFC Pro Bowl squad at CB, his second career Pro Bowl berth ... **Daryl Washington** became the first Cardinals LB named to the Pro Bowl since Seth Joyner in 1994 after leading the team with 140 tackles ... his nine sacks were the most for an NFL ILB since Bart Scott posted 9.5 sacks in 2006 for the Ravens... **Dave Zastudil** established an NFL single-season record with 46 punts inside the 20-yard line in 2012 ... **Calais Campbell** posted his third straight season with at least 60 tackles and six sacks despite missing three games with a calf injury ... **Jay Feely** totaled 100 points for the season, his eighth career 1,000-point campaign and fourth in the last five years ... for the seventh consecutive season, the team sold out every home game, bringing the streak to 73 consecutive sellouts dating back to 2006.

### FINAL NFC WEST STANDINGS

Team	W	L	T	Pct.	Pts.	OP
San Francisco	11	4	1	.719	397	273
Seattle	11	5	0	.688	412	245
St. Louis	7	8	1	.469	299	348
Arizona	5	11	0	.313	250	357



**2013 (10-6)**

**HEAD COACH BRUCE ARIANS**

Sept. 8	At St. Louis	L	24-27	55,279
<b>Sept. 15</b>	<b>Detroit</b>	<b>W</b>	<b>25-21</b>	<b>60,034</b>
Sept. 22	At New Orleans	L	7-31	73,057
Sept. 29	At Tampa Bay	W	13-10	44,956
<b>Oct. 6</b>	<b>Carolina</b>	<b>W</b>	<b>22-6</b>	<b>60,426</b>
Oct. 13	At San Francisco	L	20-32	69,732
<b>Oct. 17</b>	<b>Seattle</b>	<b>L</b>	<b>22-34</b>	<b>61,200</b>
<b>Oct. 27</b>	<b>Atlanta</b>	<b>W</b>	<b>27-13</b>	<b>60,671</b>
Nov. 3	Open Date			
<b>Nov. 10</b>	<b>Houston</b>	<b>W</b>	<b>27-24</b>	<b>60,845</b>
Nov. 17	At Jacksonville	W	27-14	59,862
<b>Nov. 24</b>	<b>Indianapolis</b>	<b>W</b>	<b>40-11</b>	<b>60,882</b>
Dec. 1	At Philadelphia	L	21-24	69,144
<b>Dec. 8</b>	<b>St. Louis</b>	<b>W</b>	<b>30-10</b>	<b>60,643</b>
Dec. 15	At Tennessee	W	37-34 (OT)	69,143
Dec. 22	At Seattle	W	17-10	68,266
<b>Dec. 29</b>	<b>San Francisco</b>	<b>L</b>	<b>20-23</b>	<b>63,570</b>

Home 6-2 (488,271). Away 4-4 (509,439).

**TEAM STATISTICS**

<b>Total First Downs</b>	<b>329</b>	<b>Opp. 309</b>
Rushing	84	68
Passing	205	208
Penalty	40	33
3rd Down: Made/Att	93/74/210	78/221
3rd Down Pct.	35.2%	35.3%
4th Down: Made/Att	5/9	6/16
4th Down Pct.	55.6%	37.5%
<b>Possession Avg.</b>	<b>30:51</b>	<b>29:09</b>
<b>Total Net Yards</b>	<b>5542</b>	<b>5079</b>
Avg. Per Game	346.4	317.4
Total Plays	1037	1042
Avg. Per Play	5.3	4.9
<b>Net Yards Rushing</b>	<b>1540</b>	<b>1351</b>
Avg. Per Game	96.3	84.4
Total Rushes	422	370
<b>Net Yards Passing</b>	<b>4002</b>	<b>3728</b>
Avg. Per Game	250.1	233.0
Sacked/Yards Lost	41/289	47/337
Gross Yards	4291	4065
Att./Completions	574/363	625/367
Completion Pct.	63.2%	58.7%
Had Intercepted	22	20
<b>Punts/Average</b>	<b>78/45.7</b>	<b>88/46.4</b>
<b>Net Punting Avg.</b>	<b>40.1</b>	<b>42.3</b>
<b>Penalties/Yards</b>	<b>97/744</b>	<b>111/960</b>
<b>Fumbles/Ball Lost</b>	<b>29/9</b>	<b>20/10</b>
<b>Touchdowns</b>	<b>41</b>	<b>35</b>
Rushing	12	5
Passing	24	29
Returns	5	1

**SCORE BY PERIODS**

	<b>Q1</b>	<b>Q2</b>	<b>Q3</b>	<b>Q4</b>	<b>OT</b>	<b>Pts</b>
Team	49	122	93	112	3	379
Opponents	94	89	41	100	0	324

**SCORING**

	<b>TD</b>	<b>Ru</b>	<b>Pa</b>	<b>Rt</b>	<b>PAT</b>	<b>FG2Pt</b>	<b>Pts</b>
Feely	0	0	0	0	37/37	30/36	0 127
Fitzgerald	10	0	10	0	0/0	0/0	0 60
Mendenhall	8	8	0	0	0/0	0/0	1 50
Floyd	5	0	5	0	0/0	0/0	0 30
Ellington	4	3	1	0	0/0	0/0	0 24
Roberts	2	0	2	0	0/0	0/0	0 12
Dray	2	0	2	0	0/0	0/0	0 12
Dansby	2	0	0	2	0/0	0/0	0 12
Ballard	2	0	2	0	0/0	0/0	0 12
Smith	1	1	0	0	0/0	0/0	0 6
Shaughnessy	1	0	0	1	0/0	0/0	0 6
Cason	1	0	0	1	0/0	0/0	0 6
Williams	1	0	0	1	0/0	0/0	0 6
Housler	1	0	1	0	0/0	0/0	0 6
Brown	1	0	1	0	0/0	0/0	0 6
Campbell	0	0	0	0	0/0	0/0	0 2
Abraham	0	0	0	0	0/0	0/0	0 2
<b>Team</b>	<b>41</b>	<b>12</b>	<b>24</b>	<b>5</b>	<b>37/37</b>	<b>30/36</b>	<b>1 379</b>
<b>Opponents</b>	<b>35</b>	<b>5</b>	<b>29</b>	<b>1</b>	<b>33/33</b>	<b>25/32</b>	<b>2 324</b>

2-Pt. Conversions: Team 1/ 4, Opponents 2/ 2

**PASSING**

	<b>Att</b>	<b>Cmp</b>	<b>Yds</b>	<b>Cmp%</b>	<b>Yds/Att</b>	<b>TD</b>	<b>TD%</b>	<b>Int</b>	<b>Int%</b>	<b>Long</b>	<b>Sack/Lost</b>	<b>Rating</b>
C. Palmer	572	362	4274	63.3%	7.5	24	4.2%	22	3.8%	91t	41/289	83.9
P. Peterson	1	1	17	100.0%	17.0	0	0.0%	0	0.0%	17	0/0	118.8
L. Fitzgerald	1	0	0	0.0%	0.0	0	0.0%	0	0.0%	0	0/0	39.6
<b>Team</b>	<b>574</b>	<b>363</b>	<b>4291</b>	<b>63.2%</b>	<b>7.5</b>	<b>24</b>	<b>4.2%</b>	<b>22</b>	<b>3.8%</b>	<b>91t</b>	<b>41/289</b>	<b>83.9</b>
<b>Opponents</b>	<b>625</b>	<b>367</b>	<b>4065</b>	<b>58.7%</b>	<b>6.5</b>	<b>29</b>	<b>4.6%</b>	<b>20</b>	<b>3.2%</b>	<b>72t</b>	<b>47/337</b>	<b>80.2</b>

**SACKS**

Abraham 11.5, Campbell 9.0, Dansby 6.5, Dockett 4.5, Shaughnessy 3.0, Washington 3.0, Benard 2.5, Williams 1.0, Bell 1.0, Rucker 1.0, Mathieu 1.0, Moch 1.0, Acho 1.0, Arenas 1.0. **Team 47.0, Opponent 41.0**

**RUSHING**

	<b>No.</b>	<b>Yds</b>	<b>Avg</b>	<b>Long</b>	<b>TD</b>
Mendenhall	217	687	3.2	28	8
Ellington	118	652	5.5	80t	3
S. Taylor	36	115	3.2	15	0
Smith	18	54	3.0	21	1
Peterson	4	21	5.3	12	0
Fitzgerald	2	8	4.0	4	0
Palmer	27	3	0.1	10	0
<b>Team</b>	<b>422</b>	<b>1540</b>	<b>3.6</b>	<b>80t</b>	<b>12</b>
<b>Opponents</b>	<b>370</b>	<b>1351</b>	<b>3.7</b>	<b>56</b>	<b>5</b>

**RECEIVING**

	<b>No.</b>	<b>Yds</b>	<b>Avg</b>	<b>Long</b>	<b>TD</b>
Fitzgerald	82	954	11.6	75t	10
Floyd	65	1041	16.0	91t	5
Roberts	43	471	11.0	34t	2
Housler	39	454	11.6	31	1
Ellington	39	371	9.5	38	1
Dray	26	215	8.3	18	2
Mendenhall	18	134	7.4	24	0
Brown	11	140	12.7	32	1
Smith	10	68	6.8	10	0
S. Taylor	8	71	8.9	29	0
Ballard	7	75	10.7	29	2
Peterson	6	54	9.0	19	0
Golden	4	136	34.0	63	0
K. Taylor	3	40	13.3	17	0
Williams	1	51	51.0	51	0
Sperry	1	16	16.0	16	0
<b>Team</b>	<b>363</b>	<b>4291</b>	<b>11.8</b>	<b>91t</b>	<b>24</b>
<b>Opponents</b>	<b>367</b>	<b>4065</b>	<b>11.1</b>	<b>72t</b>	<b>29</b>

**INTERCEPTIONS**

	<b>No.</b>	<b>Yds</b>	<b>Avg</b>	<b>Long</b>	<b>TD</b>
Dansby	4	48	12.0	23t	0
Peterson	3	59	19.7	43	0
Johnson	3	35	11.7	18	1
Washington	2	49	24.5	41	1
Cason	2	36	18.0	20t	0
Mathieu	2	7	3.5	7	0
Bell	2	6	3.0	6	0
Powers	1	9	9.0	9	0
Williams	1	2	2.0	2t	0
<b>Team</b>	<b>20</b>	<b>251</b>	<b>12.6</b>	<b>43</b>	<b>4</b>
<b>Opponents</b>	<b>22</b>	<b>399</b>	<b>18.1</b>	<b>66t</b>	<b>1</b>

**PUNT RETURNS**

	<b>Ret</b>	<b>FC</b>	<b>Yds</b>	<b>Avg</b>	<b>Long</b>	<b>TD</b>
Peterson	33	22	198	6.0	22	0
Arenas	1	0	0	0.0	0	0
Mathieu	0	1	0	0.0	0	0
<b>Team</b>	<b>34</b>	<b>23</b>	<b>198</b>	<b>5.8</b>	<b>22</b>	<b>0</b>
<b>Opponents</b>	<b>36</b>	<b>20</b>	<b>321</b>	<b>8.9</b>	<b>29</b>	<b>0</b>

**KICKOFF RETURNS**

	<b>No.</b>	<b>Yds</b>	<b>Avg</b>	<b>Long</b>	<b>TD</b>
Arenas	23	493	21.4	46	0
Mathieu	2	8	4.0	13	0
Ellington	1	21	21.0	21	0
Peterson	1	18	18.0	18	0
<b>Team</b>	<b>27</b>	<b>540</b>	<b>20.0</b>	<b>46</b>	<b>0</b>
<b>Opponents</b>	<b>54</b>	<b>1298</b>	<b>24.0</b>	<b>59</b>	<b>0</b>

**PUNTING**

	<b>No</b>	<b>Yds</b>	<b>Avg</b>	<b>Net</b>	<b>TB</b>	<b>In</b>	<b>Lg</b>	<b>B</b>
Zastudil	78	3566	45.7	40.1	6	35	60	0
<b>Team</b>	<b>78</b>	<b>3566</b>	<b>45.7</b>	<b>40.1</b>	<b>6</b>	<b>35</b>	<b>60</b>	<b>0</b>
<b>Opponents</b>	<b>88</b>	<b>4084</b>	<b>46.4</b>	<b>42.3</b>	<b>8</b>	<b>33</b>	<b>69</b>	<b>0</b>

**FIELD GOALS**

	<b>1-19</b>	<b>20-29</b>	<b>30-39</b>	<b>40-49</b>	<b>50+</b>
J. Feely	0/0	9/11	7/ 8	11/ 12	3/ 5
<b>Team</b>	<b>0/0</b>	<b>9/11</b>	<b>7/ 8</b>	<b>11/ 12</b>	<b>3/ 5</b>
<b>Opponents</b>	<b>0/0</b>	<b>8/10</b>	<b>6/ 6</b>	<b>7/ 10</b>	<b>4/ 6</b>

**USUAL STARTING LINEUP**

<b>Offense</b>	<b>Defense</b>
<b>WR</b> ... Larry Fitzgerald	<b>DE</b> ... Calais Campbell
<b>LT</b> ... Bradley Sowell	<b>NT</b> ... Dan Williams
<b>LG</b> ... Daryn Colledge	<b>DT</b> ... Darnell Dockett
<b>C</b> ... Lyle Sandlein	<b>WLB</b> ... John Abraham
<b>RG</b> ... Paul Fanaika	<b>ILB</b> ... Carlos Dansby
<b>RT</b> ... Eric Winston	<b>ILB</b> ... Daryl Washington
<b>WR</b> ... Michael Floyd	<b>SLB</b> ... Matt Shaughnessy
<b>TE</b> ... Jim Dray	<b>RCB</b> ... Patrick Peterson
<b>TE</b> ... Rob Housler	<b>LCB</b> ... Jerraud Powers
<b>QB</b> ... Carson Palmer	<b>SS</b> ... Jeremiah Bell
<b>RB</b> ... Rashard Mendenhall	<b>FS</b> ... Tyrann Mathieu

**NOTES**

The Cardinals won 7 of their final 9 games to finish 10-6, the seventh 10-win season in franchise history and first since 2009 ... head coach **Bruce Arians** joined Norm Barry (11, 1925) as the only coaches in team history to win 10+ games in his first season with the team ... **Carson Palmer** became the first QB in NFL history to throw for 4,000+ yards with three different teams as he passed for a career-high 4,274 yards ... **Larry Fitzgerald** became the youngest player in NFL history to reach 11,000 career receiving yards (30 years, 85 days) and was selected to his eighth career Pro Bowl (seventh consecutive), tying Hall of Fame safety Larry Wilson for the most selections in team history ... **Michael Floyd** led the team with 1,041 receiving yards, becoming the 12th player in franchise history to record 1,000 receiving yards in a season ... **Andre Ellington** totaled 1,023 yards from scrimmage (652 rushing, 371 receiving) and led all NFL players (min. 100 attempts) with a 5.53 yards per carry average ... **Karlos Dansby** earned second-team All-Pro honors after leading the team with a career-high 135 tackles and four INTs ... **John Abraham** led the Cardinals with 11.5 sacks (franchise record for an LB) to move into ninth place in NFL history with 133.5 career sacks and was selected to his fifth career Pro Bowl ... **Patrick Peterson** was voted to his third straight Pro Bowl and named first-team All-Pro at CB ... **Calais Campbell** had a career-high 9.0 sacks and became the first Cardinal ever with 50+ tackles and 6.0+ sacks in five different seasons ... **Tyrann Mathieu** was NFL Defensive Rookie of the Month for October after totaling 21 tackles, two tackles for loss, a sack and an INT ... **Justin Bethel** earned first career Pro Bowl selection as special teamer after posting team-high 21 special teams tackles, two blocked FGs and a fumble recovery ... for the eighth consecutive season, the team sold out every home game, bringing the streak to 83 consecutive sellouts dating back to 2006 ... surpassed 5 million mark in total attendance at State Farm Stadium.

**FINAL NFC WEST STANDINGS**

	<b>W</b>	<b>L</b>	<b>T</b>	<b>Pct.</b>	<b>Pts.</b>	<b>OP</b>
Seattle	13	3	0	.813	417	231
San Francisco	12	4	0	.750	406	272
Arizona	10	6	0	.625	379	324
St. Louis	7	9	0	.438	348	364



## 2014 (11-5)

### HEAD COACH BRUCE ARIANS

Sept. 8	San Diego	W	18-17	61,292
Sept. 14	At NY Giants	W	25-14	78,344
Sept. 21	San Francisco	W	23-14	61,572
Sept. 28	Open Date			
Oct. 5	At Denver	L	20-41	76,895
Oct. 12	Washington	W	30-20	61,139
Oct. 19	At Oakland	W	24-13	52,101
Oct. 26	Philadelphia	W	24-20	61,789
Nov. 2	At Dallas	W	28-17	85,688
Nov. 9	St. Louis	W	31-14	61,363
Nov. 16	Detroit	W	14-6	62,487
Nov. 23	At Seattle	L	3-19	68,327
Nov. 30	At Atlanta	L	18-29	69,557
Dec. 7	Kansas City	W	17-14	62,387
Dec. 11	At St. Louis	W	12-6	55,880
Dec. 21	Seattle	L	6-35	63,806
Dec. 28	At San Francisco	L	17-20	70,699
			310-299	
	Home 7-1 (495,835)		Away 4-4 (557,491)	
	NFC Wild Card Game			
Jan. 3	At Carolina	L	16-27	61,926

### TEAM STATISTICS

	Cards	Opp.
Total First Downs	302	300
Rushing	67	77
Passing	191	195
Penalty	44	28
3rd Down: Made/Att	90/224	81/215
3rd Down Pct.	40.2%	37.7%
4th Down: Made/Att	3/4	5/13
4th Down Pct.	75.0%	38.5%
Possession Avg.	29:48	30:12
Total Net Yards	5116	5891
Avg. Per Game	319.8	368.2
Total Plays	993	1010
Avg. Per Play	5.2	5.8
Net Yards Rushing	1308	1739
Avg. Per Game	81.8	108.7
Total Rushes	397	396
Net Yards Passing	3808	4152
Avg. Per Game	238.0	259.5
Sacked/Yards Lost	28/182	35/244
Gross Yards	3990	4396
Att./Completions	568/320	579/365
Completion Pct.	56.3%	63.0%
Had Intercepted	12	18
Punts/Average	92/41.5	78/45.4
Net Punting Avg.	371	39.8
Penalties/Yards	91/707	130/1192
Fumbles/Ball Lost	16/5	13/7
Touchdowns	32	32
Rushing	6	9
Passing	21	22
Returns	5	1

### SCORE BY PERIODS

	Q1	Q2	Q3	Q4	OT	Pts
Team	57	96	55	102	0	310
Opponents	78	100	57	64	0	299

### SCORING

	TD	Ru	Pa	Rt	PAT	FG	Pt	Pts
Catanzaro	0	0	0	0	27/27	29/33	0	114
Floyd	6	0	6	0	0/0	0/0	0	36
Ellington	5	3	2	0	0/0	0/0	0	30
Jo. Brown	5	0	5	0	0/0	0/0	0	30
Taylor	4	1	3	0	0/0	0/0	1	26
Ja. Brown	2	0	2	0	0/0	0/0	0	12
Fitzgerald	2	0	2	0	0/0	0/0	0	12
Johnson	2	0	2	0	0/0	0/0	0	12
Carlson	1	0	1	0	0/0	0/0	1	8
Grice	1	1	0	0	0/0	0/0	0	6
Dwyer	1	1	0	0	0/0	0/0	0	6
Peterson	1	0	1	0	0/0	0/0	0	6
Cromartie	1	0	1	0	0/0	0/0	0	6
Ginn	1	0	0	0	0/0	0/0	0	6
Team	32	6	21	5	27/27	29/33	2	310
Opponents	32	9	22	1	32/32	25/32	0	299

2-Pt. Conversions: Team 2/ 5, Opponents 0/ 0

### PASSING

	Att	Cmp	Yds	Cmp%	Yds/Att	TD	TD%	Int	Int%	Long	Sack/Lost	Rating
D.Stanton	240	132	1711	55.0%	7.1	7	2.9%	5	2.1%	49	11/ 66	78.7
C.Palmer	224	141	1626	62.9%	7.3	11	4.9%	3	1.3%	80t	9/ 59	95.6
R.Lindley	93	45	562	48.4%	6.0	2	2.2%	4	4.3%	41t	6/ 46	56.8
L.Thomas	9	1	81	11.1%	9.0	1	11.1%	0	0.0%	81t	2/ 11	101.6
T.Ginn	1	1	10	100.0%	10.0	0	0.0%	0	0.0%	10	0/ 0	108.3
M.Grice	1	0	0	0.0%	0.0	0	0.0%	0	0.0%	0	0/ 0	39.6
Team	568	320	3990	56.3%	7.0	21	3.7%	12	2.1%	81t	28/ 182	81.8
Opponents	579	365	4396	63.0%	7.6	22	3.8%	18	3.1%	86t	35/ 244	86.0

### SACKS

Okafor 8.0, Campbell 7.0, Rucker 5.0, Buccannon 2.0, Foote 2.0, Acho 1.0, Benard 1.0, Jefferson 1.0, Johnson 1.0, D.Williams 1.0, Martin 1.0, Powers 1.0, Kelly 1.0, Alexander 1.0, Minter 1.0, P.Peterson 1.0. **Team 35.0, Opponent 28.0**

### RUSHING

	No.	Yds	Avg	Long	TD
Ellington	201	660	3.3	22	3
K. Williams	53	246	4.6	19	0
Taylor	63	208	3.3	21	1
Stanton	25	63	2.5	13	0
Dwyer	16	51	3.2	20	1
Grice	15	41	2.7	8	1
Palmer	8	25	3.1	12	0
Hughes	7	11	1.6	5	0
Ginn	3	6	2.0	4	0
Floyd	1	2	2.0	2	0
Housler	1	1	1.0	1	0
Team	397	1308	3.3	22	6
Opponents	396	1739	4.4	79t	9

### RECEIVING

	No.	Yds	Avg	Long	TD
Fitzgerald	63	784	12.4	80t	2
Jo. Brown	48	696	14.5	75t	5
Floyd	47	841	17.9	63	6
Ellington	46	395	8.6	81t	2
Carlson	33	350	10.6	32	1
Ja. Brown	22	229	10.4	26t	2
Ginn	14	190	13.6	27	0
Taylor	11	79	7.2	18	3
Housler	9	129	14.3	27	0
Hughes	8	140	17.5	49	0
Grice	7	29	4.1	15	0
Fells	5	71	14.2	24	0
Niklas	3	38	12.7	17	0
K.Williams	2	11	5.5	6	0
Dwyer	2	8	4.0	5	0
Team	320	3990	12.5	81t	21
Opponents	365	4396	12.0	86t	22

### INTERCEPTIONS

	No.	Yds	Avg	Long	TD
Johnson	4	146	36.5	88t	2
Cromartie	3	65	21.7	40	0
Peterson	3	30	10.0	30t	1
Powers	3	19	6.3	12	0
Okafor	1	26	26.0	26	0
Campbell	1	23	23.0	23	0
Mathieu	1	9	9.0	9	0
Acho	1	3	3.0	3	0
Foote	1	0	0.0	0	0
Team	18	321	17.8	88t	3
Opponents	12	272	22.7	58t	1

### PUNT RETURNS

	Ret	FC	Yds	Avg	Long	TD
Ginn	26	24	277	10.7	71t	1
Team	26	24	277	10.7	71t	1
Opponents	32	37	284	8.9	68	0

### KICKOFF RETURNS

	No.	Yds	Avg	Long	TD
Ginn	22	417	19.0	43	0
Team	22	417	19.0	43	0
Opponents	37	967	26.1	39	0

### PUNTING

	No	Yds	Avg	Net	TB	In	Lg	B
Butler	79	3328	42.1	36.8	5	34	67	2
Zastudil	11	487	44.3	39.0	1	1	53	0
Team	92	3815	41.5	37.1	6	35	67	2
Opponents	78	3544	45.4	39.8	8	29	62	0

### FIELD GOALS

	1-19	20-29	30-39	40-49	50+
Catanzaro	0/0	5/5	12/14	10/11	2/3
Team	0/0	5/5	12/14	10/11	2/3
Opponents	1/1	10/10	3/4	5/8	6/9

### USUAL STARTING LINEUP

Offense	Defense
WR... Larry Fitzgerald	DE.... Calais Campbell
LT.... Jared Veldheer	NT..... Dan Williams
LG..... Ted Larsen	DT..... Tommy Kelly
C..... Lyle Sendlein	WLB Matt Shaughnessy
RG..... Paul Fanaika	ILB..... Larry Foote
RT.... Bobby Massie	ILB..... Kevin Minter
WR.... Michael Floyd	SLB..... Alex Okafor
TE..... John Carlson	RCB Antonio Cromartie
TE..... Rob Housler	LCB... Patrick Peterson
QB... Carson Palmer	SS..... Tony Jefferson
RB..... Andre Ellington	FS.... Rashad Johnson

### NOTES

The Cardinals posted an 11-5 record, tying the franchise record for wins in a season (1975, '49 and '25) ... earned ninth playoff berth in team history and third in seven seasons ... finished 7-1 at home, the most home wins in a single season since 1925 (11) ... nine come-from-behind wins were the most in a single season in franchise history ... had 21 different players miss a combined 109 games due to injury ... head coach **Bruce Arians** was named AP Coach of the Year for the second time in three years (Colts, 2012) and his 21 wins are the most in franchise history for a coach in his first 32 games with the team ... GM **Steve Keim** was named the Sporting News Executive of the Year after putting together a roster that tied the franchise record for wins in a season (11) ... **Larry Fitzgerald** became the youngest player in NFL history to reach 900 career receptions (31 years, 102 days) ... **Carson Palmer** won all six of his starts before suffering a season-ending knee injury ... **Drew Stanton** posted a 5-3 record as a starter in place of the injured Palmer, including 3-0 at home ... **Michael Floyd** had a career-high six TD catches and ranked second in the NFL at 17.9 yards per catch ... **Andre Ellington** totaled 1,055 yards in 2014 (660 rushing, 395 receiving) despite missing the last four games with an injury ... **Calais Campbell** earned his first career Pro Bowl selection and was second-team All-Pro after totaling 59 tackles and 7.0 sacks ... **Patrick Peterson** was voted to his fourth straight Pro Bowl and fellow CB **Antonio Cromartie** also earned Pro Bowl honors ... **Rashad Johnson** led the team with four INTs and had a career-high 92 tackles ... **Justin Bethel** was selected to his second straight Pro Bowl as a special teamer ... rookie **Chandler Catanzaro** tied the NFL record for most consecutive FGs made to begin a career (17) ... for the ninth consecutive season, the team sold out every home game, bringing the streak to 93 consecutive sellouts dating back to the opening of State Farm Stadium in 2006.

### FINAL NFC WEST STANDINGS

Team	W	L	T	Pct.	Pts.	OP
Seattle	12	4	0	.750	394	254
Arizona	11	5	0	.688	310	299
San Francisco	8	8	0	.500	306	340
St. Louis	6	10	0	.375	324	354





2015 (13-3)

HEAD COACH BRUCE ARIANS

Table of game results for the 2015 season, including dates, opponents, scores, and locations.

Home 6-2 (513,487), Away 7-1 (514,959). NFC Divisional Playoff Game Jan. 16 vs. Green Bay W 26-20 (OT) 65,089 NFC Championship Game Jan. 24 At Carolina L 15-49 74,294

TEAM STATISTICS

Table of team statistics including Total First Downs, Net Yards Rushing, Net Yards Passing, and Touchdowns.

SCORE BY PERIODS

Table showing scores by quarter (Q1-Q4) and OT for the team and opponents.

SCORING

Table of individual player scoring statistics, including TDs, Rushing, Passing, and PAT.

PASSING

Table of passing statistics for the team and opponents, including attempts, completions, and yards.

Table of defensive statistics including sacks, fumbles, and interceptions.

SACKS

D.Freeney 8.0, C.Campbell 5.0, M.Golden 4.0, F.Rucker 3.0, D.Bucannon 3.0, T.Jefferson 2.0, A.Okafor 2.0, K.Martin 1.5, R.Gunter 1.0, T.Mathieu 1.0, L.Woodley 1.0, J.Mauro 1.0, E.Stinson 1.0, J.Powers 1.0, K.Minter 0.5 Team: 35.0, Opponents: 27.0

RUSHING

Table of rushing statistics for the team and opponents, including carries, yards, and touchdowns.

RECEIVING

Table of receiving statistics for the team and opponents, including catches, yards, and touchdowns.

INTERCEPTIONS

Table of interception statistics for the team and opponents, including number of interceptions and yards.

PUNT RETURNS

Table of punt return statistics for the team and opponents, including returns, yards, and touchdowns.

KICKOFF RETURNS

Table of kickoff return statistics for the team and opponents, including returns, yards, and touchdowns.

PUNTING

Table of punting statistics for the team and opponents, including punts, yards, and touchbacks.

FIELD GOALS

Table of field goal statistics for the team and opponents, including attempts and successful kicks.

USUAL STARTING LINEUP

Table of usual starting lineup for offense and defense, listing player names and positions.

NOTES

The Cardinals posted a 13-3 record, setting a new franchise record for wins in a season ... earned first postseason bye in team history and made second ever NFC Championship Game appearance ... marked 10th playoff berth in team history and fourth in the last eight seasons ... established franchise single-season records for points (489), TDs (59), TD passes (35), total net yards (6,533) and first downs (373) ... had the #1 offense in the NFL for the first time in franchise history and finished season ranked #5 on defense, marking the first time since 1963 the Cardinals ranked in the top five of both categories in a season ... established franchise records for road wins (7) and points on the road (262) ... had 19 different players score at least one TD, which set a franchise record and led the NFL ... tied franchise record with seven players selected to the Pro Bowl ... head coach Bruce Arians improved record to 34-14 in three years with Arizona, and his 34 wins ranks sixth in franchise history ... Carson Palmer established franchise single-season records with 4,671 passing yards, 35 TD passes and a 104.6 passer rating and was named second-team All-Pro while earning third career Pro Bowl honor ... Larry Fitzgerald earned ninth career Pro Bowl selection after catching franchise single-season record 109 passes and became the youngest player in NFL history to reach 1,000 career receptions (32 years, 97 days) ... John Brown totaled 1,003 yards receiving, giving the Cardinals multiple 1,000-yard receivers for just the fifth time in team history ... David Johnson totaled 1,636 all-purpose yards and set a franchise rookie record with 13 TDs (eight rushing, four receiving and one KO return) ... Mike Lupati was named second-team All-Pro and chosen to fourth straight Pro Bowl in his debut season with the Cardinals ... Calais Campbell earned second consecutive Pro Bowl selection and moved into fourth on franchise all-time sacks list with 48.5 ... Patrick Peterson was voted to his fifth straight Pro Bowl and named first-team All-Pro for the third time (second as a CB) ... Tyrann Mathieu was the NFC Defensive Player of the Month for November and joined Peterson in earning first-team All-Pro honors while being chosen for his first career Pro Bowl ... Deone Bucannon started every game at dollar linebacker and led the team with 127 tackles ... Dwight Freeney had a team-high 8.0 sacks despite not signing with the team until Week 6 ... Justin Bethel was selected to his third straight Pro Bowl as a special teamer after leading the team with 14 special teams tackles ... Chandler Catanzaro ranked third in the NFL with 137 points, the second-highest total in franchise history ... for the 10th consecutive season, the team sold out every home game, bringing the streak to 104 consecutive sellouts dating back to 2006.

FINAL NFC WEST STANDINGS

Table of final NFC West standings, including team names, wins, losses, ties, points, and overtime points.



## 2016 (7-8-1)

### HEAD COACH BRUCE ARIANS

Sept. 11	New England	L	21-23	64,864
Sept. 18	Tampa Bay	W	40-7	64,230
Sept. 25	At Buffalo	L	18-33	68,647
Oct. 2	Los Angeles	L	13-17	64,622
Oct. 6	At San Francisco	W	33-21	70,178
Oct. 17	NY Jets	W	28-3	64,709
Oct. 23	Seattle	T	6-6 (OT)	65,089
Oct. 30	At Carolina	L	20-30	74,088
Nov. 6	Open Date			
Nov. 13	San Francisco	W	23-20	65,127
Nov. 20	At Minnesota	L	24-30	66,808
Nov. 27	At Atlanta	L	19-38	69,233
Dec. 4	Washington	W	31-23	64,939
Dec. 11	At Miami	L	23-26	65,750
Dec. 18	New Orleans	L	41-48	65,072
Dec. 24	At Seattle	W	34-31	69,050
Jan. 1	At Los Angeles	W	44-6	80,279

Home 4-3-1 (518,652). Away 3-5 (564,033).

### TEAM STATISTICS

	Cards	Opp.
<b>Total First Downs</b> .....	<b>368</b> .....	<b>293</b>
Rushing	97	90
Passing	229	175
Penalty	42	28
3rd Down: Made/Att	87/214	85/219
3rd Down Pct.	40.7%	38.8%
4th Down: Made/Att	5/10	7/15
4th Down Pct.	50.0%	46.7%
Possession Avg. ....	<b>30:25</b> .....	<b>29:35</b>
<b>Total Net Yards</b> .....	<b>5868</b> .....	<b>4883</b>
Avg. Per Game	366.8	305.2
Total Plays	1086	1019
Avg. Per Play	5.4	4.8
<b>Net Yards Rushing</b> .....	<b>1732</b> .....	<b>1518</b>
Avg. Per Game	108.3	94.9
Total Rushes	399	424
<b>Net Yards Passing</b> .....	<b>4136</b> .....	<b>3365</b>
Avg. Per Game	258.5	210.3
Sacked/Yards Lost	41/289	48/374
Gross Yards	4425	3739
Att./Completions	646/383	547/344
Completion Pct.	59.3%	62.9%
Had Intercepted	17	14
<b>Punts/Average</b> .....	<b>80/40.9</b> .....	<b>80/45.4</b>
<b>Net Punting Avg.</b> .....	<b>36.5</b> .....	<b>42.0</b>
<b>Penalties/Yards</b> .....	<b>104/889</b> .....	<b>123/1010</b>
<b>Fumbles/Ball Lost</b> .....	<b>27/11</b> .....	<b>30/14</b>
<b>Touchdowns</b> .....	<b>51</b> .....	<b>41</b>
Rushing	20	16
Passing	28	21
Returns	3	4

### SCORE BY PERIODS

	Q1	Q2	Q3	Q4	OT	Pts
Team	58	140	81	136	3	418
Opponents	72	99	91	97	3	362

### SCORING

	TD	Ru	Pa	Rt	PAT	FG	2Pt	Pts
D.Johnson	20	16	4	0	0/0	0/0	1	122
C.Catanzaro	0	0	0	0	43/47	21/28	0	106
J.Nelson	7	1	6	0	0/0	0/0	0	42
L.Fitzgerald	6	0	6	0	0/0	0/0	0	36
M.Floyd	4	0	4	0	0/0	0/0	0	24
K.Williams	2	2	0	0	0/0	0/0	0	12
J.Brown	2	0	2	0	0/0	0/0	0	12
J.Gresham	2	0	2	0	0/0	0/0	0	12
C.Campbell	1	0	1	0	0/0	0/0	0	6
C.Johnson	1	1	0	0	0/0	0/0	0	6
J.Ross	1	0	1	0	0/0	0/0	0	6
B.Golden	1	0	1	0	0/0	0/0	0	6
J.Bethel	1	0	1	0	0/0	0/0	0	6
M.Cooper	1	0	1	0	0/0	0/0	0	6
Ja.Brown	1	0	1	0	0/0	0/0	0	6
D.Fells	1	0	1	0	0/0	0/0	0	6
C.Peters	0	0	0	0	0/0	0/0	0	2
<b>Team</b>	<b>51</b>	<b>20</b>	<b>28</b>	<b>3</b>	<b>43/47</b>	<b>21/28</b>	<b>1</b>	<b>418</b>
<b>Opponents</b>	<b>41</b>	<b>16</b>	<b>21</b>	<b>4</b>	<b>37/40</b>	<b>25/28</b>	<b>1</b>	<b>362</b>

2-Pt. Conversions: Team 1/4, Opponents: 1/1

### PASSING

	Att	Cmp	Yds	Cmp%	Yds/Att	TD	TD%	Int	Int%	Long	Sack/Lost	Rating
C.Palmer	597	364	4233	61.0%	7.1	26	4.4%	14	2.3%	80t	40/281	87.2
D.Stanton	48	19	192	39.6%	4.0	2	4.2%	3	6.3%	29t	1/8	39.6
L.Fitzgerald	1	0	0	0.0%	0.0	0	0.0%	0	0.0%	0	0/0	39.6
<b>Team</b>	<b>646</b>	<b>383</b>	<b>4425</b>	<b>59.3%</b>	<b>6.8</b>	<b>28</b>	<b>4.3%</b>	<b>17</b>	<b>2.6%</b>	<b>80t</b>	<b>41/289</b>	<b>83.5</b>
<b>Opponents</b>	<b>547</b>	<b>344</b>	<b>3739</b>	<b>62.9%</b>	<b>6.8</b>	<b>21</b>	<b>3.8%</b>	<b>14</b>	<b>2.6%</b>	<b>71</b>	<b>48/374</b>	<b>85.1</b>

### SACKS

M.Golden 12.5, C.Jones 11.0, C.Campbell 8.0, A.Okafor 3.5, K.Minter 3.5, T.Jefferson 2.0, D.Swearinger 2.0, R.Gunter 1.5, T.Mathieu 1.0, K.Martin 1.0 **Team: 46.0, Opponents: 40.0**

### RUSHING

	No.	Yds	Avg	Long	TD
D.Johnson	293	1239	4.2	58t	16
K.Williams	18	157	8.7	49t	2
A.Ellington	34	96	2.8	13	0
C.Johnson	25	95	3.8	18	1
J.Nelson	4	83	20.8	56t	1
C.Palmer	14	38	2.7	16	0
S.Taylor	4	12	3.0	12	0
J.Brown	1	10	10.0	10	0
L.Fitzgerald	2	5	2.5	4	0
D.Butler	1	0	0.0	0	0
D.Stanton	3	-3	-1.0	-1	0
<b>Team</b>	<b>399</b>	<b>1732</b>	<b>4.3</b>	<b>58t</b>	<b>20</b>
<b>Opponents</b>	<b>424</b>	<b>1518</b>	<b>3.6</b>	<b>49</b>	<b>16</b>

### RECEIVING

	No.	Yds	Avg	Long	TD
L.Fitzgerald	107	1023	9.6	32	6
D.Johnson	80	879	11.0	58	4
J.Brown	39	517	13.3	30t	2
J.Gresham	37	391	10.6	34	2
J.Nelson	34	568	16.7	80t	6
M.Floyd	33	446	13.5	39	4
D.Fells	14	154	11.0	37t	1
A.Ellington	12	85	7.1	16	0
Ja.Brown	11	187	17.0	51t	1
B.Golden	8	82	10.3	22	1
J.Ross	4	37	9.3	15	1
I.Momah	2	50	25.0	27	0
K.Williams	1	6	6.0	6	0
T.Niklas	1	0	0.0	0	0
H.Valles	0	0	0	0	0
C.Johnson	0	0	0	0	0
<b>Team</b>	<b>383</b>	<b>4425</b>	<b>11.6</b>	<b>80t</b>	<b>28</b>
<b>Opponents</b>	<b>344</b>	<b>3739</b>	<b>10.9</b>	<b>71</b>	<b>21</b>

### INTERCEPTIONS

	No.	Yds	Avg	Long	TD
M.Cooper	4	95	23.8	60t	1
P.Peterson	3	27	9.0	25	0
D.Swearinger	3	13	4.3	12	0
J.Bethel	1	66	66.0	66t	1
H.Miller	1	52	52.0	52	0
T.Mathieu	1	9	9.0	5	0
C.Campbell	1	1	1.0	1	0
<b>Team</b>	<b>14</b>	<b>263</b>	<b>18.8</b>	<b>66t</b>	<b>2</b>
<b>Opponents</b>	<b>17</b>	<b>226</b>	<b>13.3</b>	<b>100t</b>	<b>1</b>

### PUNT RETURNS

	Ret	FC	Yds	Avg	Long	TD
J.Brown	17	11	119	7.0	32	0
P.Peterson	13	12	81	6.2	17	0
B.Golden	7	0	30	4.3	8	0
C.Jones	1	0	0	0.0	0	0
J.Ross	0	1	0	0	0	0
<b>Team</b>	<b>38</b>	<b>24</b>	<b>230</b>	<b>6.1</b>	<b>32</b>	<b>0</b>
<b>Opponents</b>	<b>33</b>	<b>29</b>	<b>310</b>	<b>9.4</b>	<b>47</b>	<b>0</b>

### KICKOFF RETURNS

	No.	Yds	Avg	Long	TD
B.Golden	11	266	24.2	49	0
A.Ellington	10	163	16.3	25	0
J.Nelson	2	53	26.5	39	0
J.Brown	1	51	51.0	51	0
P.Peterson	1	11	11.0	11	0
<b>Team</b>	<b>25</b>	<b>544</b>	<b>21.8</b>	<b>51</b>	<b>0</b>
<b>Opponents</b>	<b>29</b>	<b>671</b>	<b>23.1</b>	<b>104t</b>	<b>1</b>

### PUNTING

	No	Yds	Avg	Net	TB	In	Lg	B
R.Quigley	34	1416	41.6	37.2	2	13	55	1
D.Butler	32	1350	42.2	35.6	0	10	62	0
M.Wile	10	437	43.7	37.5	0	2	59	1
C.Catanzaro	2	66	33.0	33.0	0	0	47	0
<b>Team</b>	<b>80</b>	<b>3269</b>	<b>40.9</b>	<b>36.5</b>	<b>2</b>	<b>25</b>	<b>62</b>	<b>2</b>
<b>Opponents</b>	<b>80</b>	<b>3633</b>	<b>45.4</b>	<b>42.0</b>	<b>2</b>	<b>23</b>	<b>73</b>	<b>0</b>

### FIELD GOALS

	1-19	20-29	30-39	40-49	50+
C.Catanzaro	1/1	5/6	6/7	6/8	3/6
<b>Team</b>	<b>1/1</b>	<b>5/6</b>	<b>6/7</b>	<b>6/8</b>	<b>3/6</b>
<b>Opponents</b>	<b>1/1</b>	<b>6/7</b>	<b>7/7</b>	<b>7/9</b>	<b>4/4</b>

### USUAL STARTING LINEUP

Offense	Defense
WR ... Larry Fitzgerald	DT ... Calais Campbell
LT ... Jared Veldheer	NT ... Corey Peters
LG ... Mike Iupati	DT ... Josh Mauro
C ... A.Q. Shipley	SAM ... Chandler Jones
RG ... Earl Watford	SLB ... Deone Bucannon
RT ... D.J. Humphries	ILB ... Kevin Minter
WR ... John Brown	DB ... D.J. Swearinger
WR ... J.J. Nelson	CB ... Patrick Peterson
TE ... Jermaine Gresham	CB ... Marcus Cooper
QB ... Carson Palmer	SS ... Tony Jefferson
RB ... David Johnson	FS ... Tyrann Mathieu

### NOTES

The Cardinals finished 7-8-1, second in the NFC West ... had the #2 ranked defense and #9 ranked offense in the NFL, marking the second consecutive season ranking in the top 10 on both sides of the ball ... led the NFL with 48 sacks, the second time in franchise history the team lead the NFL in sacks ... finished the season with 418 points, the fourth-best total in franchise history ... went 4-1-1 against the NFC West, including 3-0 on the road for the second straight season ... head coach **Bruce Arians** moved up to third on franchise all-time wins list with 41 ... **David Johnson** earned first-team All-Pro and Pro Bowl honors after leading the NFL and establishing new franchise records with 2,118 scrimmage yards (1,239 rushing, 879 receiving) and 20 total TDs ... Johnson also became the first player in NFL history with 100+ scrimmage in each of the first 15 games of a season ... **Larry Fitzgerald** earned 10th career Pro Bowl selection after leading the NFL with 107 receptions ... Fitzgerald moved into third on NFL's all-time receptions with 1,125 and surpassed 200 career games played and 100 career TD receptions ... **Carson Palmer** threw for 4,233 yards and 26 TDs, marking his third 4,000-yard season with the Cardinals and joining Kurt Warner (3 times, 2007-09) as only QBs in franchise history with 25+ TD passes in multiple seasons ... **J.J. Nelson** set career highs with 34 receptions for 568 yards and seven total TDs, with all seven TDs coming in the final nine games of the season ... **Patrick Peterson** was selected to his sixth consecutive Pro Bowl (fifth at CB), joining Hall of Famers Jim Brown, Barry Sanders and Emmitt Smith as only players in NFL history with six Pro Bowls before their 27th birthday ... **Markus Golden** led the team with 12.5 sacks and 16 tackles for loss; his 12.5 sacks ranked third in the NFL and marked the highest total by a linebacker in franchise history ... **Chandler Jones** recorded 11.0 sacks in his first season in Arizona, giving the Cardinals multiple players with double-digit sacks in a season for just the third time (1983, 1984) ... **Calais Campbell** was second-team All-Pro and moved into second on the franchise's all-time sacks list with 56.5 after recording 8.0 on the year, his seventh season with six or more sacks ... **Tony Jefferson** established career highs with 92 tackles and 13 tackles for loss, which led all NFL defensive backs ... **Deone Bucannon** led the team with 100 tackles despite missing the last three games after being placed on IR with an ankle injury ... for the 11th consecutive season, the team sold out every home game, bringing the streak to 114 consecutive sellouts dating back to 2006.

### FINAL NFC WEST

#### STANDINGS

Team	W	L	T	Pct.	Pts.	OP
Seattle	10	5	1	.656	354	292
Arizona	7	8	1	.469	418	362
Los Angeles	4	12	0	.250	224	394
San Francisco	2	14	0	.125	309	480



## 2017 (8-8)

### HEAD COACH BRUCE ARIANS

Sept. 10	At Detroit	L	23-35	60,957
Sept. 17	At Indianapolis	W	16-13	63,137
Sept. 25	Dallas	L	17-28	65,102
Oct. 1	San Francisco	W	18-15	64,121
Oct. 8	At Philadelphia	L	7-34	69,596
Oct. 15	Tampa Bay	W	38-33	63,999
Oct. 22	At LA Rams (London)	L	0-33	73,736
Oct. 29	Open Date			
Nov. 5	At San Francisco	W	20-10	70,133
Nov. 9	Seattle	L	16-22	64,639
Nov. 19	At Houston	L	21-31	71,680
Nov. 26	Jacksonville	W	27-24	63,891
Dec. 3	LA Rams	L	16-32	63,986
Dec. 10	Tennessee	W	12-7	64,153
Dec. 17	At Washington	L	15-20	71,026
Dec. 24	NY Giants	W	23-0	63,850
Dec. 31	At Seattle	W	26-24	69,078

Home 5-3 (513,741). Away 3-5 (549,343).

### TEAM STATISTICS

	Cards	Opp.
<b>Total First Downs</b> .....	<b>310</b>	<b>283</b>
Rushing	66	68
Passing	200	187
Penalty	44	28
3rd Down: Made/Att	82/233	80/224
3rd Down Pct.	35.2%	35.7%
4th Down: Made/Att	7/16	7/16
4th Down Pct.	43.8%	43.8%
<b>Possession Avg.</b> .....	<b>30:47</b>	<b>29:13</b>
<b>Total Net Yards</b> .....	<b>5026</b>	<b>4975</b>
Avg. Per Game	314.1	310.9
Total Plays	1059	1007
Avg. Per Play	4.7	4.9
<b>Net Yards Rushing</b> .....	<b>1386</b>	<b>1434</b>
Avg. Per Game	86.6	89.6
Total Rushes	409	406
<b>Net Yards Passing</b> .....	<b>3640</b>	<b>3541</b>
Avg. Per Game	227.5	221.3
Sacked/Yards Lost	52/339	37/255
Gross Yards	3979	3796
Att./Completions	598/339	564/343
Completion Pct.	56.7%	60.8%
Had Intercepted	18	15
<b>Punts/Average</b> .....	<b>88/47.3</b>	<b>95/46.7</b>
<b>Net Punting Avg.</b> .....	<b>39.7</b>	<b>42.6</b>
<b>Penalties/Yards</b> .....	<b>110/880</b>	<b>129/1128</b>
<b>Fumbles/Ball Lost</b> .....	<b>19/7</b>	<b>20/6</b>
<b>Touchdowns</b> .....	<b>29</b>	<b>41</b>
Rushing	6	12
Passing	21	24
Returns	2	5

### SCORE BY PERIODS

	Q1	Q2	Q3	Q4	OT	Pts
Team	57	100	55	74	9	295
Opponents	74	80	76	128	3	361

### SCORING

	TD	Ru	Pa	Rt	PAT	FG	Pt	Pts
P.Dawson	0	0	0	0	23/26	32/40	0	119
L.Fitzgerald	6	0	6	0	0/0	0/0	1	38
Ja.Brown	4	0	4	0	0/0	0/0	0	24
R.Seals-Jones	3	0	3	0	0/0	0/0	0	18
Jo.Brown	3	0	3	0	0/0	0/0	0	18
J.Nelson	2	0	2	0	0/0	0/0	0	12
E.Penny	2	2	0	0	0/0	0/0	0	12
A.Peterson	2	2	0	0	0/0	0/0	0	12
J.Gresham	2	0	2	0	0/0	0/0	0	12
J.Bethel	1	0	0	1	0/0	0/0	0	6
K.Williams	1	1	0	0	0/0	0/0	0	6
A.Ellington	1	1	0	0	0/0	0/0	0	6
T.Niklas	1	0	1	0	0/0	0/0	0	6
R.Nkemdiche	1	0	0	1	0/0	0/0	0	6
<b>Team</b>	<b>29</b>	<b>6</b>	<b>21</b>	<b>2</b>	<b>23/26</b>	<b>32/40</b>	<b>1</b>	<b>1295</b>
<b>Opponents</b>	<b>41</b>	<b>12</b>	<b>24</b>	<b>5</b>	<b>33/34</b>	<b>26/29</b>	<b>1</b>	<b>361</b>

### PASSING

	Att	Cmp	Yds	Cmp%	Yds/Att	TD	TD%	Int	Int%	Long	Sack/Lost	Rating
C.Palmer	267	164	1978	61.4%	7.4	9	3.4%	7	2.6%	46	22/150	84.5
B.Gabbert	171	95	1086	55.6%	6.4	6	3.5%	6	3.5%	52t	23/149	71.9
D.Stanton	159	79	894	49.7%	5.6	6	3.8%	5	3.1%	52	7/40	66.4
L.Fitzgerald	1	1	21	100.0%	21.0	0	0.0%	0	0.0%	21	0/0	118.8
<b>Team</b>	<b>598</b>	<b>339</b>	<b>3979</b>	<b>56.7%</b>	<b>6.7</b>	<b>21</b>	<b>3.5%</b>	<b>18</b>	<b>3.0%</b>	<b>52t</b>	<b>52/339</b>	<b>76.2</b>
<b>Opponents</b>	<b>564</b>	<b>343</b>	<b>3796</b>	<b>60.8%</b>	<b>6.7</b>	<b>24</b>	<b>4.3%</b>	<b>15</b>	<b>2.7%</b>	<b>72t</b>	<b>37/255</b>	<b>83.9</b>

### SACKS

C.Jones 17.0, O.Pierre 5.5, H.Reddick 2.5, F.Rucker 1.5, A.Bethea 1.0, J.Mauro 1.0, K.Dansby 1.0, B.Baker 1.0, D.Bucannon 1.0, R.Gunter 1.0, K.Martin 1.0, C.Peters 1.0, T.Mathieu 1.0, J.Bynes 1.0, X.Williams 0.5 Team: 37.0, Opponents: 51.0

### RUSHING

	No.	Yds	Avg	Long	TD
A.Peterson	129	448	3.5	27t	2
K.Williams	120	426	3.6	25	1
E.Penny	31	124	4.0	14	2
C.Johnson	45	114	2.5	11	0
B.Gabbert	22	82	3.7	12	0
A.Ellington	15	53	3.5	14	1
J.Nelson	3	37	12.3	16	0
C.Williams	2	33	16.5	33	0
D.Johnson	11	23	2.1	6	0
D.Foster	6	19	3.2	5	0
C.Palmer	14	12	0.9	4	0
Jo.Brown	1	10	10.0	10	0
D.Stanton	9	7	0.8	5	0
B.Hill	1	-2	-2.0	-2	0
<b>Team</b>	<b>409</b>	<b>1386</b>	<b>3.4</b>	<b>33</b>	<b>6</b>
<b>Opponents</b>	<b>406</b>	<b>1434</b>	<b>3.5</b>	<b>37</b>	<b>12</b>

### RECEIVING

	No.	Yds	Avg	Long	TD
L.Fitzgerald	109	1156	10.6	37	6
J.Gresham	33	322	9.8	21	2
A.Ellington	33	297	9.0	24	0
Ja.Brown	31	477	15.4	52t	4
J.Nelson	29	508	17.5	46	2
Jo.Brown	21	299	14.2	52	3
D.Foster	17	133	7.8	20	0
R.Seals-Jones	12	201	16.8	29t	3
T.Niklas	11	132	12.0	21	1
K.Williams	10	93	9.3	25	0
A.Peterson	9	66	7.3	13	0
D.Johnson	6	67	11.2	24	0
B.Golden	5	70	14.0	29	0
C.Johnson	5	43	8.6	15	0
E.Penny	4	38	9.5	18	0
C.Williams	3	31	10.3	15	0
I.Momah	1	46	46.0	46	0
G.Holmes	0	0	0	0	0
<b>Team</b>	<b>339</b>	<b>3979</b>	<b>11.7</b>	<b>52t</b>	<b>21</b>
<b>Opponents</b>	<b>343</b>	<b>3796</b>	<b>11.1</b>	<b>72t</b>	<b>24</b>

### INTERCEPTIONS

	No.	Yds	Avg	Long	TD
A.Bethea	5	51	10.2	21	0
T.Mathieu	2	16	8.0	15	0
T.Williams	2	12	6.0	12	0
J.Bethel	1	82	82.0	82t	1
D.Bucannon	1	39	39.0	39	0
J.Bynes	1	25	25.0	25	0
P.Peterson	1	22	22.0	22	0
K.Martin	1	7	7.0	7	0
K.Dansby	1	4	4.0	4	0
<b>Team</b>	<b>15</b>	<b>258</b>	<b>17.2</b>	<b>82t</b>	<b>1</b>
<b>Opponents</b>	<b>18</b>	<b>308</b>	<b>17.0</b>	<b>46</b>	<b>2</b>

### PUNT RETURNS

	Ret	FC	Yds	Avg	Long	TD
K.Williams	21	20	137	6.5	20	0
P.Peterson	13	9	88	6.8	19	0
B.Golden	7	1	63	9.0	15	0
<b>Team</b>	<b>41</b>	<b>30</b>	<b>288</b>	<b>7.0</b>	<b>20</b>	<b>0</b>
<b>Opponents</b>	<b>48</b>	<b>13</b>	<b>506</b>	<b>10.5</b>	<b>76</b>	<b>0</b>

### KICKOFF RETURNS

	No.	Yds	Avg	Long	TD
K.Williams	16	326	20.4	28	0
D.Foster	8	184	23.0	55	0
B.Golden	4	81	20.3	26	0
T.Niklas	1	1	1.0	1	0
<b>Team</b>	<b>29</b>	<b>592</b>	<b>20.4</b>	<b>55</b>	<b>0</b>
<b>Opponents</b>	<b>40</b>	<b>880</b>	<b>22.0</b>	<b>99t</b>	<b>1</b>

### PUNTING

	No	Yds	Avg	Net	TB	In	Lg	B
A.Lee	88	4159	47.3	39.7	8	29	63	0
<b>Team</b>	<b>88</b>	<b>4159</b>	<b>47.3</b>	<b>39.7</b>	<b>8</b>	<b>29</b>	<b>63</b>	<b>0</b>
<b>Opponents</b>	<b>95</b>	<b>4433</b>	<b>46.7</b>	<b>42.6</b>	<b>5</b>	<b>32</b>	<b>70</b>	<b>0</b>

### FIELD GOALS

	1-19	20-29	30-39	40-49	50+
P.Dawson	1/1	7/7	10/14	10/13	4/5
<b>Team</b>	<b>1/1</b>	<b>7/7</b>	<b>10/14</b>	<b>10/13</b>	<b>4/5</b>
<b>Opponents</b>	<b>0/0</b>	<b>7/7</b>	<b>7/8</b>	<b>9/10</b>	<b>3/4</b>

### USUAL STARTING LINEUP

Offense	Defense
WR... Larry Fitzgerald	DL... Josh Mauro
LT... D.J. Humphries	DL... Corey Peters
LG... Alex Boone	DL... Frostee Rucker
C... A.Q. Shipley	SAM... Chandler Jones
RG... Earl Watford	SLB... Deone Bucannon
RT... Jared Veldheer	ILB... Karlos Dansby
WR... Jaron Brown	WILL... Kareem Martin
WR... J.J. Nelson	CB... Patrick Peterson
TE... Jermaine Gresham	CB... Tramon Williams
QB... Carson Palmer	SS... Tyvon Branch
RB... Adrian Peterson	FS... Tyrann Mathieu

### NOTES

The Cardinals endured 179 combined missed games by 31 different injured players, including 15 on injured reserve, to finish 8-8 ... posted a 5-3 record at State Farm Stadium, marking a franchise-record five consecutive seasons with a winning record at home ... had the NFL's #6 ranked defense (310.9 ypg), marking the first three-year stretch since the 1970 NFL-AFL merger in which Arizona has had top-10 defenses (#2 in 2016 and #5 in 2015) ... won both overtime contests to improve Arizona's NFL-best OT win percentage to .611 (26-16-3) ... became the first team since 2007 (Bears and Panthers) to have three QBs win multiple games: **Carson Palmer** (three), **Drew Stanton** (three) and **Blaine Gabbert** (two) ... head coach **Bruce Arians** announced his retirement after claiming his franchise-record 50th win (including postseason) in the season finale ... Arizona's 50 wins during the Arians era (2013-17) marked the most victories during any five-year stretch in club history ... **Chandler Jones** led the NFL with a franchise record 17 sacks, 28 tackles for loss and 38 QB hits, earning Pro Bowl and first-team All-Pro recognition ... **Larry Fitzgerald** earned his franchise record 11th career Pro Bowl selection after matching his own single-season team record with 109 receptions, becoming the oldest player in NFL history to collect 100+ catches in a season ... Palmer announced his retirement after a five-year Cardinals tenure in which he totaled a 38-21-1 record (642) as a starter and became just the fourth QB in NFL history to throw at least 100 TD passes with multiple teams: Arizona (105) and Cincinnati (154) ... **Patrick Peterson** joined Hall of Famers Jim Brown and Barry Sanders as the only NFL players to be chosen to seven Pro Bowls before their 28th birthday ... Arizona's second-round selection, **Budda Baker**, was named first-team All-Pro as a special teamer and became the first Cardinals rookie since Peterson in 2011 to earn a Pro Bowl invite ... **Antoine Bethea** completed his 12th NFL season, first with the Cardinals, with a team-leading and career-high five INTs ... **Karlos Dansby** returned for his third stint with the Cardinals and recorded a team-high 106 tackles (his 10th-career 100-tackle campaign) and his 20th-career INT, making him just the fifth player in NFL history to collect 20+ INTs and 40+ sacks ... **Andy Lee** established a single-season franchise record with a 47.3-yard punting average ... for the 12th consecutive season, the team sold out every home game, bringing the streak to 124 consecutive sellouts dating back to 2006.

### FINAL NFC WEST

Team	W	L	T	Pct.	Pts.	OP
Los Angeles	11	5	0	.688	478	329
Seattle	9	7	0	.563	366	332
Arizona	8	8	0	.500	295	361
San Francisco	6	10	0	.375	331	383





## 2018 (3-13)

### HEAD COACH STEVE WILKS

Sept. 9	Washington	L	6-24	61,613
Sept. 16	At LA Rams	L	0-34	66,515
Sept. 23	Chicago	L	14-16	62,163
Sept. 30	Seattle	L	17-20	61,845
Oct. 7	At San Francisco	W	28-18	68,337
Oct. 14	At Minnesota	L	17-27	66,801
Oct. 18	Denver	L	10-45	62,359
Oct. 28	San Francisco	W	18-15	61,923
Nov. 4	Open Date			
Nov. 11	At Kansas City	L	14-26	76,712
Nov. 18	Oakland	L	21-23	62,435
Nov. 25	At LA Chargers	L	10-45	25,343
Dec. 2	At Green Bay	W	20-17	77,234
Dec. 9	Detroit	L	3-17	62,014
Dec. 16	At Atlanta	L	14-40	72,084
Dec. 23	LA Rams	L	9-31	61,759
Dec. 30	At Seattle	L	24-27	68,990

Home 1-7 (496,111). Away 2-6 (522,016).

### TEAM STATISTICS

<b>Total First Downs</b> .....	<b>239</b>	<b>Opp. 357</b>
Rushing	76	139
Passing	137	186
Penalty	26	32
3rd Down: Made/Att	58/199	78/205
3rd Down Pct.	29.1%	38.0%
4th Down: Made/Att	6/16	8/13
4th Down Pct.	37.5%	61.5%
<b>Possession Avg.</b> .....	<b>26:33</b>	<b>Opp. 33:27</b>
<b>Total Net Yards</b> .....	<b>3865</b>	<b>Opp. 5741</b>
Avg. Per Game	241.6	358.8
Total Plays	902	1065
Avg. Per Play	4.3	5.4
<b>Net Yards Rushing</b> .....	<b>1342</b>	<b>Opp. 2479</b>
Avg. Per Game	83.9	154.9
Total Rushes	355	510
<b>Net Yards Passing</b> .....	<b>2523</b>	<b>Opp. 3262</b>
Avg. Per Game	157.7	203.9
Sacked/Yards Lost	52/361	49/333
Gross Yards	2884	3595
Att./Completions	495/283	506/342
Completion Pct.	57.2%	67.6%
Had Intercepted	18	7
<b>Punts/Average</b> .....	<b>94/48.6</b>	<b>Opp. 80/45.5</b>
<b>Net Punting Avg.</b> .....	<b>42.6</b>	<b>Opp. 39.3</b>
<b>Penalties/Yards</b> .....	<b>101/786</b>	<b>Opp. 100/790</b>
<b>Fumbles/Ball Lost</b> .....	<b>23/10</b>	<b>Opp. 20/9</b>
<b>Touchdowns</b> .....	<b>27</b>	<b>Opp. 50</b>
Rushing	9	25
Passing	15	21
Returns	3	4

### SCORE BY PERIODS

	Q1	Q2	Q3	Q4	OT	Pts
Team	71	50	32	72	0	225
Opponents	87	158	100	80	0	425

### SCORING

	TD	Ru	Pa	Rt	PAT	FG	2Pt	Pts
D.Johnson	10	7	3	0	0/0	0/0	1	62
L.Fitzgerald	6	0	6	0	0/0	0/0	1	38
P.Dawson	0	0	0	0	15/15	5/8	0	30
Z.Gonzalez	0	0	0	0	5/6	7/9	0	26
C.Kirk	3	0	3	0	0/0	0/0	0	18
C.Edmonds	2	2	0	0	0/0	0/0	0	12
T.Sherfield	1	0	1	0	0/0	0/0	0	6
B.Baker	1	0	0	1	0/0	0/0	0	6
C.Williams	1	0	1	0	0/0	0/0	0	6
D.Gardeck	1	0	0	1	0/0	0/0	0	6
J.Bynes	1	0	0	1	0/0	0/0	0	6
R.Seals-Jones	1	0	1	0	0/0	0/0	0	6
M.McCrane	0	0	0	0	3/3	0/0	0	3
<b>Team</b>	<b>27</b>	<b>9</b>	<b>15</b>	<b>3</b>	<b>23/24</b>	<b>12/17</b>	<b>2</b>	<b>225</b>
<b>Opponents</b>	<b>50</b>	<b>25</b>	<b>21</b>	<b>4</b>	<b>42/42</b>	<b>25/31</b>	<b>3</b>	<b>425</b>

2-Pt. Conversions: Team 2/3, Opponents: 3/8

### PASSING

	Att	Cmp	Yds	Cmp%	Yds/Att	TD	TD%	Int	Int%	Long	Sack/Lost	Rating
J.Rosen	393	217	2278	55.2%	5.8	11	2.8%	14	3.6%	75t	45/320	66.7
S.Bradford	80	50	400	62.5%	5.0	2	2.5%	4	5.0%	35t	6/33	62.5
M.Glennon	21	15	174	71.4%	8.3	1	4.8%	0	0.0%	26	1/8	112.0
L.Fitzgerald	1	1	32	100.0%	32.0	1	100.0%	0	0.0%	32t	0/0	158.3
<b>Team</b>	<b>495</b>	<b>283</b>	<b>2884</b>	<b>57.2%</b>	<b>5.8</b>	<b>15</b>	<b>3.0%</b>	<b>18</b>	<b>3.6%</b>	<b>75t</b>	<b>52/361</b>	<b>69.0</b>
<b>Opponents</b>	<b>506</b>	<b>342</b>	<b>3595</b>	<b>67.6%</b>	<b>7.1</b>	<b>21</b>	<b>4.2%</b>	<b>7</b>	<b>1.4%</b>	<b>64t</b>	<b>49/333</b>	<b>96.1</b>

### SACKS

C.Jones 13.0, R.Gunter 4.5, R.Nkemdiche 4.5, H.Reddick 4.0, B.Mayowa 4.0, Z.Moore 3.5, A.Bethea 3.0, M.Golden 2.5, C.Peters 2.5, J.Bynes 2.0, B.Baker 2.0, D.Bucannon 1.0, C.Malveaux 1.0, P.Peterson 1.0, B.Benwikere 0.5 **Team: 49.0, Opponents: 52.0**

### RUSHING

	No.	Yds	Avg	Long	TD
D.Johnson	258	940	3.6	53	7
C.Edmonds	60	208	3.5	29	2
J.Rosen	23	138	6.0	33	0
C.Kirk	3	35	11.7	23	0
C.Williams	1	9	9.0	9	0
S.Bradford	2	7	3.5	8	0
D.Coleman	2	3	1.5	2	0
T.Logan	2	2	1.0	5	0
J.Nelson	4	0	0.0	8	0
<b>Team</b>	<b>355</b>	<b>1342</b>	<b>3.8</b>	<b>53</b>	<b>9</b>
<b>Opponents</b>	<b>510</b>	<b>2479</b>	<b>4.9</b>	<b>65</b>	<b>25</b>

### RECEIVING

	No.	Yds	Avg	Long	TD
L.Fitzgerald	69	734	10.6	37	6
D.Johnson	50	446	8.9	40	3
C.Kirk	43	590	13.7	75t	3
R.Seals-Jones	34	343	10.1	40	1
C.Edmonds	20	103	5.2	13	0
T.Sherfield	19	210	11.1	21	1
C.Williams	17	171	10.1	22t	1
J.Gresham	9	94	10.4	26	0
J.Nelson	7	64	9.1	17	0
T.Logan	7	37	5.3	17	0
J.Phillips	3	38	12.7	24	0
J.Tolliver	3	37	12.3	15	0
D.Coleman	2	17	8.5	12	0
<b>Team</b>	<b>283</b>	<b>2884</b>	<b>10.2</b>	<b>75t</b>	<b>15</b>
<b>Opponents</b>	<b>342</b>	<b>3595</b>	<b>10.5</b>	<b>64t</b>	<b>21</b>

### INTERCEPTIONS

	No.	Yds	Avg	Long	TD
T.Boston	3	9	3.0	9	0
P.Peterson	2	0	0.0	0	0
D.Amerson	1	25	25.0	25	0
B.Benwikere	1	21	21.0	21	0
<b>Team</b>	<b>7</b>	<b>55</b>	<b>7.9</b>	<b>25</b>	<b>0</b>
<b>Opponents</b>	<b>18</b>	<b>298</b>	<b>16.6</b>	<b>67t</b>	<b>4</b>

### PUNT RETURNS

	Ret	FC	Yds	Avg	Long	TD
C.Kirk	21	17	164	7.8	44	0
P.Peterson	9	4	64	7.1	16	0
P.Cooper	6	0	67	11.2	45	0
<b>Team</b>	<b>36</b>	<b>21</b>	<b>295</b>	<b>8.2</b>	<b>45</b>	<b>0</b>
<b>Opponents</b>	<b>44</b>	<b>24</b>	<b>420</b>	<b>9.5</b>	<b>60</b>	<b>0</b>

### KICKOFF RETURNS

	No.	Yds	Avg	Long	TD
T.Logan	12	296	24.7	36	0
B.Williams	10	192	19.2	29	0
C.Edmonds	3	48	16.0	18	0
<b>Team</b>	<b>25</b>	<b>536</b>	<b>21.4</b>	<b>36</b>	<b>0</b>
<b>Opponents</b>	<b>27</b>	<b>583</b>	<b>21.6</b>	<b>40</b>	<b>0</b>

### PUNTING

	No	Yds	Avg	Net	TB	In	Lg	B
A.Lee	94	4568	48.6	42.6	7	32	64	0
<b>Team</b>	<b>94</b>	<b>4568</b>	<b>48.6</b>	<b>42.6</b>	<b>7</b>	<b>32</b>	<b>64</b>	<b>0</b>
<b>Opponents</b>	<b>80</b>	<b>3638</b>	<b>45.5</b>	<b>39.3</b>	<b>10</b>	<b>29</b>	<b>65</b>	<b>1</b>

### FIELD GOALS

	1-19	20-29	30-39	40-49	50+
Z.Gonzalez	0/0	1/1	2/2	2/2	2/4
P.Dawson	0/0	2/2	2/2	1/3	0/1
<b>Team</b>	<b>0/0</b>	<b>3/3</b>	<b>4/4</b>	<b>3/5</b>	<b>2/5</b>
<b>Opponents</b>	<b>0/0</b>	<b>7/7</b>	<b>7/8</b>	<b>10/13</b>	<b>1/3</b>

### USUAL STARTING LINEUP

<b>Offense</b>	<b>Defense</b>
WR.....Larry Fitzgerald	DE.....Markus Golden
LT.....D.J. Humphries	DT.....Corey Peters
LG.....Mike Iupati	DT.....Rodney Gunter
C.....Mason Cole	DE.....Chandler Jones
RG.....Justin Pugh	LB.....Josh Bynes
RT.....Andre Smith	LB.....Haason Reddick
WR.....Christian Kirk	S.....Tre Boston
WR.....Chad Williams	CB.....Patrick Peterson
TE.....Jermaine Gresham	CB.....Bené Benwikere
QB.....Josh Rosen	SS.....Budda Baker
RB.....David Johnson	FS.....Antoine Bethea

### NOTES

The Cardinals finished 3-13 with an injury-stricken roster that underwent 307 transactions and featured an NFL-high 77 different players who appeared in at least one game for the team ... had 17 players finish the season on injured reserve, including 10 who were placed on IR in final five weeks ... played 14 different rookies, eight of whom started at least one game, and four appeared in all 16 contests ... started 10 different combinations along the offensive line, including a different starting five in seven consecutive games (Weeks 7-14) ... had an NFL-high 11 players record multiple sacks (1.5 or more) and tied for fifth in the league with 49 sacks, the fourth-highest single-season total in franchise history ... swept the season series against San Francisco for the fourth consecutive season, extending the NFL's longest active winning streak against a division opponent to eight ... won a 20-17 road battle over the Packers in Week 13, giving Arizona its first-ever win at Lambeau Field and first road win against Green Bay since 1949 ... **Larry Fitzgerald** finished his 15th NFL season with 16,279 career receiving yards and 1,303 career receptions, ranking second and third in league history, respectively ... passed Hall of Famer Jerry Rice (1,281 with the 49ers) for the most receptions with a single team in NFL history ... tied Jim Bakken for the most games played in franchise history with 234 ... **Patrick Peterson** joined Hall of Famers Jim Brown and Barry Sanders as the only NFL players to be chosen to eight Pro Bowls before their 29th birthday ... he allowed the NFL's fewest receptions (30) among cornerbacks who played at least 80 percent of defensive snaps, according to PFF ... **Chandler Jones** recorded 13.0 sacks, becoming the first player in franchise history with at least 10.0 sacks in three consecutive seasons (17.0 in 2017 and 11.0 in 2016) ... **David Johnson** had his third season with at least 10 TDs (seven rushing and three receiving), joining Fitzgerald (five) as the only players in team history with at least three such campaigns ... **Antoine Bethea** played his 13th NFL season and had his 10th-career 100-tackle season with a team-leading 133 stops ... **Josh Rosen** became the youngest quarterback to start (21 years, 232 days) and win (21 years, 239 days) a game in team history ... also became the youngest Super Bowl era quarterback (21 years, 260 days) to lead a double-digit fourth-quarter comeback win (Week 8 against the 49ers) ... **Budda Baker** was one of just three NFL safeties with at least 100 tackles, 2.0 sacks and eight tackles for loss in 2018 ... **Mason Cole** was the only Cardinal and one of just three rookie offensive linemen in the NFL to play every offensive snap ... **Christian Kirk** ranked second and third among rookie receivers, respectively, with 43 receptions and 590 receiving yards through Week 13 before suffering a season-ending injury ... **Andy Lee** led the NFL and broke his own single-season franchise record with a 48.6-yard gross punting average ... for the 13th consecutive season, the team sold out every home game, bringing the streak to 134 consecutive sellouts at State Farm Stadium dating back to 2006.

### FINAL NFC WEST STANDINGS

<b>Team</b>	<b>W</b>	<b>L</b>	<b>T</b>	<b>Pct.</b>	<b>Pts.</b>	<b>OP</b>
Los Angeles	13	3	0	.813	527	384
Seattle	10	6	0	.625	428	347
San Francisco	4	12	0	.250	342	435
Arizona	3	13	0	.188	225	425



2019 (5-10-1)

HEAD COACH KLIFF KINGSBURY

Table of game results for the 2019 season, including dates, opponents, scores, and cumulative records.

Home 2-5-1 (490,586). Away 3-5 (509,923).

TEAM STATISTICS

Summary of team statistics including Total First Downs, Net Yards Rushing, Net Yards Passing, and Touchdowns.

SCORE BY PERIODS

Score by period table showing Q1, Q2, Q3, Q4, OT, and Pts for Team and Opponents.

SCORING

Scoring summary table with columns for TD, Ru, Pa, Rt, PAT, FG, and Pt.

PASSING

Passing statistics table with columns for Att, Cmp, Yds, Cmp%, Yds/Att, TD, TD%, Int, Int%, Long, Sack/Lost, and Rating.

SACKS

C.Jones 19.0, T.Suggs 5.5, R.Gunter 3.0, C.Peters 2.5, C.Marsh 2.5, J.Hicks 1.5, J.Bullard 1.5, P.Peterson 1.0, B.Reed 1.0, T.Vallejo 1.0, H.Reddick 1.0, B.Baker 0.5 Team: 40.0, Opponents: 48.0

RUSHING

Rushing statistics table with columns for No., Yds, Avg, Long, TD.

RECEIVING

Receiving statistics table with columns for No., Yds, Avg, Long, TD.

INTERCEPTIONS

Interceptions statistics table with columns for No., Yds, Avg, Long, TD.

PUNT RETURNS

Punt returns statistics table with columns for Ret, FC, Yds, Avg, Long, TD.

KICKOFF RETURNS

Kickoff returns statistics table with columns for No., Yds, Avg, Long, TD.

PUNTING

Punting statistics table with columns for No, Yds, Avg, Net, TB, In, Lg, B.

FIELD GOALS

Field goals statistics table with columns for 1-19, 20-29, 30-39, 40-49, 50+.

USUAL STARTING LINEUP

Usual starting lineup table with columns for Offense and Defense.

NOTES

Under first-year NFL head coach Kliff Kingsbury, the Cardinals improved dramatically from the 2018 season with a 60.4% increase in points scored and a 91.7% jump in the number of scoring drives in 2019 ... established a single-season franchise record and ranked second in the NFL with a 5.03-yard rushing average ... had a top-10 rushing attack that gained 1,990 yards, the team's highest mark since 1998 (2,027 yards) ... scored 25 or more points in nine games, gained at least 400 net yards four times and did not commit a turnover in a franchise-record seven contests ... ranked top-10 in the NFL over the season's final four games by allowing 5.1 yards per play (eighth), two rushing TDs (fifth) and 205.0 passing yards per game (eighth) ... claimed its eighth win at CenturyLink Field, the most by any visiting team, with a 27-13 victory over the Seahawks in Week 16 ... Larry Fitzgerald passed Hall of Famer Tony Gonzalez for second on the NFL's all-time receptions list, finishing the season ranked second in league history in both receptions (1,378) and receiving yards (17,083) ... capped his 16th season with his franchise-record 250th career game in the season finale, becoming the 13th NFL player and first WR to play at 250 games with one team ... Kyler Murray earned Associated Press NFL Offensive Rookie of the Year, Pro Bowl alternate status and PFWA All-Rookie team honors ... established franchise rookie records for passing yards (3,772), TD passes (20), completions (349), pass attempts (542) and completion percentage (64.4) ... became the sixth NFL QB and second rookie (Cam Newton) with 3,500+ passing yards and 500+ rushing yards ... Chandler Jones received first-team All-Pro and Pro Bowl accolades with a single-season franchise-record 19.0 sacks (second in NFL), eight forced fumbles (tied for first) and seven strip-sacks (first) ... joined Robert Mathis (19.5 sacks and 10 forced fumbles in 2013) as the only NFL players with at least 19.0 sacks and eight forced fumbles in a season ... Budda Baker was selected to the Pro Bowl after leading all NFL DBs with 147 tackles (fourth overall), including a league-high 104 solo tackles ... Kenyan Drake led the team with 643 rushing yards and eight rushing TDs after joining the Cardinals in a Week 9 trade with the Dolphins ... had more 100-yard rushing performances in eight games with Arizona (three) than in 54 games with Miami (two) ... Jordan Hicks played all 1,132 defensive snaps, which led the league, and ranked third in the NFL with a career and team-high 150 tackles ... had at least 10 tackles in nine games, which tied for the league lead ... Zane Gonzalez, a Pro Bowl alternate, ranked fourth in the NFL with 31 made FGs and 127 total points, which rank third and tied for third in team history, respectively ... D.J. Humphries, Justin Pugh, A.Q. Shipley and J.R. Sweezy started all 16 games, marking the first time Arizona had at least four offensive linemen start every game since 2014 ... for the 14th consecutive season, the team sold out every home game, bringing the streak to 144 consecutive sellouts at State Farm Stadium dating back to 2006.

FINAL NFC WEST STANDINGS

Final NFC West Standings table with columns for Team, W, L, T, Pct., Pts., OP.



## 2020 (8-8)

### HEAD COACH KLIFF KINGSBURY

Sept. 13	At San Francisco	W	24-20	0
Sept. 20	Washington	W	30-15	0
Sept. 27	Detroit	L	23-26	0
Oct. 4	At Carolina	L	21-31	5/120
Oct. 11	At NY Jets	W	30-10	0
Oct. 19	At Dallas	W	38-10	25/174
Oct. 25	Seattle	W	37-34 (OT)	1,200
Nov. 1	Open Date			
Nov. 8	Miami	L	31-34	4,200
Nov. 15	Buffalo	W	32-30	4,200
Nov. 19	At Seattle	L	21-28	0
Nov. 29	At New England	L	17-20	0
Dec. 6	LA Rams	L	28-38	0
Dec. 13	At NY Giants	W	26-7	0
Dec. 20	Philadelphia	W	33-26	0
Dec. 26	San Francisco	L	12-20	0
Jan. 3	At LA Rams	L	7-18	0
			410-367	
Home 4-4 (9,600). Away 4-4 (30,294).				

### TEAM STATISTICS

<b>Total First Downs</b> .....	<b>381</b>	<b>Opp. 363</b>
Rushing	136	118
Passing	211	207
Penalty	34	38
3rd Down: Made/Att	80/202	80/202
3rd Down Pct.	39.6%	39.6%
4th Down: Made/Att	17/25	14/21
4th Down Pct.	68.0%	66.7%
<b>Possession Avg.</b> .....	<b>28:46</b>	<b>31:14</b>
<b>Total Net Yards</b> .....	<b>6153</b>	<b>5631</b>
Avg. Per Game	384.6	351.9
Total Plays	1083	1054
Avg. Per Play	5.7	5.3
<b>Net Yards Rushing</b> .....	<b>2237</b>	<b>2008</b>
Avg. Per Game	139.8	125.5
Total Rushes	479	436
<b>Net Yards Passing</b> .....	<b>3916</b>	<b>3623</b>
Avg. Per Game	244.8	226.4
Sacked/Yards Lost	29/186	48/326
Gross Yards	4102	3949
Att./Completions	575/387	570/365
Completion Pct.	67.3%	64.0%
Had Intercepted	13	11
<b>Punts/Average</b> .....	<b>58/44.8</b>	<b>67/44.6</b>
<b>Net Punting Avg.</b> .....	<b>39.6</b>	<b>40.1</b>
<b>Penalties/Yards</b> .....	<b>113/868</b>	<b>104/841</b>
<b>Fumbles/Ball Lost</b> .....	<b>22/8</b>	<b>19/10</b>
<b>Touchdowns</b> .....	<b>49</b>	<b>42</b>
Rushing	22	13
Passing	27	26
Returns	0	3

### SCORE BY PERIODS

	Q1	Q2	Q3	Q4	OT	Pts
Team	98	109	90	110	3	410
Opponents	72	128	70	97	0	367

### SCORING

	TD	Ru	Pa	Rt	PAT	FG	2Pt	Pts
Z.Gonzalez	0	0	0	0	38/39	16/22	0	86
K.Murray	11	11	0	0	0/0	0/0	0	66
K.Drake	10	10	0	0	0/0	0/0	0	60
D.Hopkins	6	0	6	0	0/0	0/0	0	36
C.Kirk	6	0	6	0	0/0	0/0	0	36
C.Edmonds	5	1	4	0	0/0	0/0	0	30
M.Nugent	0	0	0	0	7/7	7/8	0	28
D.Arnold	4	0	4	0	0/0	0/0	0	24
A.Isabella	2	0	2	0	0/0	0/0	0	12
J.Ward	1	0	1	0	0/0	0/0	0	6
J.Thomas	1	0	1	0	0/0	0/0	0	6
D.Daniels	1	0	1	0	0/0	0/0	0	6
L.Fitzgerald	1	0	1	0	0/0	0/0	0	6
M.Williams	1	0	1	0	0/0	0/0	0	6
<b>Team</b>	<b>49</b>	<b>22</b>	<b>27</b>	<b>0</b>	<b>45/46</b>	<b>23/30</b>	<b>0</b>	<b>410</b>
<b>Opponents</b>	<b>42</b>	<b>13</b>	<b>26</b>	<b>3</b>	<b>36/38</b>	<b>25/30</b>	<b>0</b>	<b>367</b>

2-Pt. Conversions: Team 0/3, Opponents: 0/4

### PASSING

	Att	Cmp	Yds	Cmp%	Yds/Att	TD	TD%	Int	Int%	Long	Sack/Lost	Rating
K.Murray	558	375	3971	67.2%	7.1	26	4.7%	12	2.2%	80t	27/176	94.3
C.Streveler	16	11	105	68.8%	6.6	1	6.3%	1	6.3%	19	2/10	81.5
A.Lee	1	1	26	100.0%	26.0	0	0.0%	0	0.0%	26	0/0	118.8
<b>Team</b>	<b>575</b>	<b>387</b>	<b>4102</b>	<b>67.3%</b>	<b>7.1</b>	<b>27</b>	<b>4.7%</b>	<b>13</b>	<b>2.3%</b>	<b>80t</b>	<b>29/186</b>	<b>94.1</b>
<b>Opponents</b>	<b>570</b>	<b>365</b>	<b>3949</b>	<b>64.0%</b>	<b>6.9</b>	<b>26</b>	<b>4.6%</b>	<b>11</b>	<b>1.9%</b>	<b>76t</b>	<b>48/326</b>	<b>91.5</b>

### SACKS:

H.Reddick	12.5	D.Gardeck	7.0	M.Golden	3.0
D.Kennard	3.0	A.Blackson	2.5	B.Baker	2.0
C.Peters	2.0	Z.Allen	2.0	D.Campbell	2.0
I.Simmons	2.0	J.Phillips	2.0	B.Murphy	2.0
J.Mauro	1.0	L.Fotu	1.0	C.Jones	1.0
T.Coley	1.0	T.Vallejo	1.0	<b>Team:</b>	<b>48.0</b>
<b>Opponents:</b>	<b>29.0</b>				

### RUSHING

	No.	Yds	Avg	Long	TD
K.Drake	239	955	4.0	69t	10
K.Murray	133	819	6.2	48	11
C.Edmonds	97	448	4.6	32	1
C.Streveler	4	15	3.8	12	0
C.Kirk	2	3	1.5	3	0
D.Foster	2	2	1.0	2	0
D.Hopkins	1	1	1.0	1	0
A.Isabella	1	-6	-6.0	-6	0
<b>Team</b>	<b>479</b>	<b>2237</b>	<b>4.7</b>	<b>69t</b>	<b>22</b>
<b>Opponents</b>	<b>436</b>	<b>2008</b>	<b>4.6</b>	<b>38t</b>	<b>13</b>

### RECEIVING

	No.	Yds	Avg	Long	TD
D.Hopkins	115	1407	12.2	60	6
L.Fitzgerald	54	409	7.6	18	1
C.Edmonds	53	402	7.6	30	4
C.Kirk	48	621	12.9	80t	6
D.Arnold	31	438	14.1	59t	4
K.Drake	25	137	5.5	18	0
A.Isabella	21	224	10.7	54	2
K.Johnson	15	173	11.5	45	0
M.Williams	8	102	12.8	42	1
D.Daniels	8	92	11.5	31	1
T.Sherfield	5	50	10.0	26	0
E.Turner	1	26	26.0	26	0
J.Ward	1	11	11.0	11t	1
D.Foster	1	7	7.0	7	0
J.Thomas	1	3	3.0	3t	1
S.DeValve	0	0	0.0	0	0
<b>Team</b>	<b>387</b>	<b>4102</b>	<b>10.6</b>	<b>80t</b>	<b>27</b>
<b>Opponents</b>	<b>365</b>	<b>3949</b>	<b>10.8</b>	<b>76t</b>	<b>26</b>

### INTERCEPTIONS

	No.	Yds	Avg	Long	TD
D.Kirkpatrick	3	13	4.3	13	0
P.Peterson	3	7	2.3	7	0
B.Baker	2	90	45.0	90	0
I.Simmons	1	12	12.0	12	0
J.Hicks	1	6	6.0	6	0
M.Golden	1	1	1.0	1	0
<b>Team</b>	<b>11</b>	<b>129</b>	<b>11.7</b>	<b>90</b>	<b>0</b>
<b>Opponents</b>	<b>13</b>	<b>229</b>	<b>17.6</b>	<b>84t</b>	<b>2</b>

### PUNTING

	No	Yds	Avg	Net	TB	In	Lg	B
A.Lee	58	2600	44.8	39.6	5	21	61	0
<b>Team</b>	<b>58</b>	<b>2600</b>	<b>44.8</b>	<b>39.6</b>	<b>5</b>	<b>21</b>	<b>61</b>	<b>0</b>
<b>Opponents</b>	<b>67</b>	<b>2985</b>	<b>44.6</b>	<b>40.1</b>	<b>8</b>	<b>25</b>	<b>66</b>	<b>2</b>

### PUNT RETURNS

	Ret	FC	Yds	Avg	Long	TD
C.Kirk	22	10	132	6.0	24	0
B.Murphy	2	1	3	1.5	3	0
A.Isabella	1	4	1	1.0	1	0
<b>Team</b>	<b>25</b>	<b>15</b>	<b>136</b>	<b>5.4</b>	<b>24</b>	<b>0</b>
<b>Opponents</b>	<b>22</b>	<b>20</b>	<b>201</b>	<b>9.1</b>	<b>58</b>	<b>0</b>

### KICKOFF RETURNS

	No.	Yds	Avg	Long	TD
C.Edmonds	18	417	23.2	54	0
D.Foster	2	49	24.5	28	0
A.Isabella	2	30	15.0	15	0
C.Kirk	1	20	20.0	20	0
D.Daniels	1	9	9.0	9	0
<b>Team</b>	<b>24</b>	<b>525</b>	<b>21.9</b>	<b>54</b>	<b>0</b>
<b>Opponents</b>	<b>46</b>	<b>895</b>	<b>19.5</b>	<b>53</b>	<b>0</b>

### FIELD GOALS

	1-19	20-29	30-39	40-49	50+
Z.Gonzalez	0/0	4/4	2/2	8/13	2/3
M.Nugent	0/0	1/1	4/5	2/2	0/0
<b>Team</b>	<b>0/0</b>	<b>5/5</b>	<b>6/7</b>	<b>10/15</b>	<b>2/3</b>
<b>Opponents</b>	<b>0/0</b>	<b>9/9</b>	<b>6/8</b>	<b>3/5</b>	<b>7/8</b>

### USUAL STARTING LINEUP

<b>Offense</b>	<b>Defense</b>
WR ... Larry Fitzgerald	DT ... Jordan Phillips
LT ... D.J. Humphries	NT ... Corey Peters
LG ... Justin Pugh	DT ... Zach Allen
C ... Mason Cole	SAM ... Haason Reddick
RG ... Justin Murray	ILB ... Jordan Hicks
RT ... Kelvin Beachum	ILB ... DeVondre Campbell
TE ... Maxx Williams	WILL ... Markus Golden
WR ... DeAndre Hopkins	CB ... Patrick Peterson
WR ... Christian Kirk	CB ... Dre Kirkpatrick
QB ... Tyler Murray	SS ... Jalen Thompson
RB ... Kenyan Drake	FS ... Budda Baker

### NOTES

In a season defined by a COVID-19 pandemic that changed the sports landscape throughout the world, the Cardinals showed yet more growth under second-year head coach Kliff Kingsbury while fighting through a missed offseason, no preseason and mostly empty stadiums around the country ... with fans barred from attending games at most NFL venues, Arizona's streak of 144 consecutive sellouts at State Farm Stadium was halted ... on the field, the Cardinals finished top-10 in total offense (#6), rushing yards/game (#7), rushing TDs (#4) and offensive TDs (#10) ... team's 6,153 total net yards were the third-most in franchise history, its 410 points the fifth-most in team history and for just the sixth time in team annals the Cardinals posted 2,000+ rushing yards and 20+ rushing TDs in a single season ... had a streak of five consecutive games in which they put up 30+ points and 400+ net yards of offense, the longest such streak in franchise history ... despite 20 different players combining to miss 100 games on the defensive side of the ball, ended the year ranked in the top-10 in sacks (#4), tackles for loss (#4), rushing TDs allowed (#7), offensive TDs allowed (#8), yards allowed/play (#8) and pass defense (#10) ... had an NFL-high 18 players who recorded at least 1.0 sack in 2020 and an NFL-high 12 players who recorded 2.0+ sacks ... Larry Fitzgerald started all 13 games played and finished with 54 receptions, marking his 17th consecutive season with 50+ catches, the longest streak in NFL history ... Tyler Murray was voted a team captain and earned his first career Pro Bowl nod, becoming the first QB in franchise history named to the Pro Bowl within his first two NFL seasons and the youngest QB to earn a Pro Bowl selection for the Cardinals (23) ... his 67.2 completion percentage set a franchise record while his 819 rushing yards and 11 rushing TDs also set franchise QB records ... with 26 passing TDs and 11 rushing TDs in 2020, joined Cam Newton (2015) as the only players in NFL history with 25+ passing TDs and 10+ rushing TDs in a season ... Deandre Hopkins was named to his fifth Pro Bowl as a starter and received 2nd-team All-Pro honors after posting a franchise record 115 receptions (#2 in the NFL) for 1,407 yards (#3 in the NFL) and six TDs during his first season in Arizona ... Budda Baker was selected to his third Pro Bowl as a starter (second consecutive at safety) and received 1st-team All-Pro recognition after recording a team-high-tying 118 tackles, 7 TFL, 2.0 sacks, 3 QB hits, 2 INTs, 6 PD and a FF in 15 games (all starts) ... tied for the NFL lead among DBs with 118 tackles including 84 solo stops, which led all DBs ... Haason Reddick was the player in the NFL who ranked in the top-5 in sacks (#4 - 12.5), tackles for loss (#3 - 15) and forced fumbles (#2 - 6) in 2020 ... D.J. Humphries was named a team captain and received the fifth-highest overall grade (88.3) and third-best run-blocking grade (90.8) among offensive tackles by Pro Football Focus, who credited him with just 3.0 sacks allowed on 695 pass-blocking snaps ... Dennis Gardeck was named a team captain for the first time in his career and had 7.0 sacks, 7 TFL and 10 QB hits in just 93 defensive snaps.

### FINAL NFC WEST STANDINGS

<b>Team</b>	<b>W</b>	<b>L</b>	<b>T</b>	<b>Pct.</b>	<b>Pts.</b>	<b>OP</b>
Seattle	12	4	0	.750	459	371
Los Angeles	10	6	0	.625	372	296
Arizona	8	8	0	.500	410	367
San Francisco	6	10	0	.375	376	390





## 2021 (11-6)

### HEAD COACH KLIFF KINGSBURY

Sept. 12	At Tennessee	W	38-13	67,216
Sept. 19	Minnesota	W	34-33	61,264
Sept. 26	At Jacksonville	W	31-19	58,012
Oct. 3	At LA Rams	W	37-20	70,003
Oct. 10	San Francisco	W	17-10	62,716
Oct. 17	At Cleveland	W	37-14	67,431
Oct. 24	Houston	W	31-5	60,297
Oct. 28	Green Bay	L	21-24	63,696
Nov. 7	At San Francisco	W	31-17	59,012
Nov. 14	Carolina	L	10-34	62,400
Nov. 21	At Seattle	W	23-13	68,833
Nov. 28	Open Date			
Dec. 5	At Chicago	W	33-22	60,803
Dec. 13	LA Rams	L	23-30	63,999
Dec. 19	At Detroit	L	12-30	45,211
Dec. 25	Indianapolis	L	16-22	63,900
Jan. 2	At Dallas	W	25-22	93,459
Jan. 9	Seattle	L	30-38	63,858

Home 3-5 (502,130). Away 8-1 (589,980).

NFC Wild Card Game				
Jan. 17	At LA Rams	L	11-34	70,625

### TEAM STATISTICS

	Cards	Opp.
Total First Downs	367	336
Rushing	127	109
Passing	214	192
Penalty	26	35
3rd Down: Made/Att	100/221	79/207
3rd Down Pct.	45.2%	38.2%
4th Down: Made/Att	17/29	14/30
4th Down Pct.	58.6%	46.7%
Possession Avg.	31:15	28:45
Total Net Yards	6352	5597
Avg. Per Game	373.6	329.2
Total Plays	1126	1028
Avg. Per Play	5.6	5.4
Net Yards Rushing	2076	1952
Avg. Per Game	122.1	114.8
Total Rushes	496	426
Net Yards Passing	4276	3645
Avg. Per Game	251.5	214.4
Sacked/Yards Lost	39/343	41/227
Gross Yards	4619	3872
Att./Completions	591/415	561/367
Completion Pct.	70.2%	65.4%
Had Intercepted	11	13
Punts/Average	52/48.8	58/46.8
Net Punting Avg.	41.8	42
Penalties/Yards	114/990	100/896
Fumbles/Ball Lost	30/4	28/14
Touchdowns	52	42
Rushing	23	10
Passing	27	30
Returns	2	2

### SCORE BY PERIODS

	Q1	Q2	Q3	Q4	OT	Pts
Team	106	123	128	92	0	449
Opponents	60	133	87	86	0	366

### SCORING

	TD	Ru	Pa	Rt	PAT	FG	Pt	Pts
M.Prater	0	0	0	0	47/49	30/37	0	137
J.Conner	18	15	3	0	0/0	0/0	0	108
D.Hopkins	8	0	8	0	0/0	0/0	0	48
C.Kirk	5	0	5	0	0/0	0/0	0	30
K.Murray	5	5	0	0	0/0	0/0	0	30
A.Wesley	3	0	3	0	0/0	0/0	0	18
A.Green	3	0	3	0	0/0	0/0	0	18
Z.Ertz	3	0	3	0	0/0	0/0	0	18
C.Edmonds	2	2	0	0	0/0	0/0	0	12
M.Williams	1	0	1	0	0/0	0/0	0	6
B.Murphy	1	0	0	1	0/0	0/0	0	6
Z.Allen	1	0	0	1	0/0	0/0	0	6
E.Benjamin	1	1	0	0	0/0	0/0	0	6
R.Moore	1	0	1	0	0/0	0/0	0	6
Team	52	23	27	2	47/49	30/37	0	449
Opponents	42	10	30	2	35/39	23/28	3	366

2-Pt. Conversions: Team 0/3, Opponents: 3/3

### PASSING

	Att	Cmp	Yds	Cmp%	Yds/Att	TD	TD%	Int	Int%	Long	Sack/Lost	Rating
K.Murray	481	333	3787	69.2%	7.9	24	5.0%	10	2.1%	77t	31/286	100.5
C.McCoy	99	74	740	74.7%	7.5	3	3.0%	1	1.0%	50	6/40	101.4
C.Streveler	9	6	36	66.7%	4.0	0	0.0%	0	0.0%	17	2/17	74.3
C.Kirk	1	1	33	100.0%	33.0	0	0.0%	0	0.0%	33	0/0	118.8
C.Banjo	1	1	23	100.0%	23.0	0	0.0%	0	0.0%	23	0/0	118.8
A.Lee	0	0	0	0.0%	0.0	0	0.0%	0	0.0%	0	0/0	0.0
Team	591	415	4619	70.2%	7.8	27	4.6%	11	1.9%	77t	39/343	100.6
Opponents	561	367	3872	65.4%	6.9	30	5.3%	13	2.3%	64t	41/227	93.5

### SACKS

M.Golden 11.0, C.Jones 10.5, J.Hicks 4.0, Z.Allen 4.0, J.Phillips 3.0, B.Baker 2.0, I.Simmons 1.5, M.Dogbe 1.0, J.Watt 1.0, J.Mauro 1.0, B.Murphy 0.5, T.Vallejo 0.5 Team: 40.0, Opponents: 39.0

### RUSHING

	No.	Yds	Avg	Long	TD
J.Conner	202	752	3.7	35	15
C.Edmonds	116	592	5.1	54	2
K.Murray	88	423	4.8	57	5
E.Benjamin	34	118	3.5	21t	1
R.Moore	18	76	4.2	26	0
C.McCoy	22	37	1.7	11	0
J.Ward	9	33	3.7	7	0
G.Dortch	1	24	24.0	24	0
C.Kirk	1	11	11.0	11	0
C.Streveler	3	6	2.0	4	0
Z.Ertz	1	4	4.0	4	0
A.Lee	1	0	0.0	0	0
Team	496	2076	4.2	57	23
Opponents	426	1952	4.6	62t	10

### RECEIVING

	No.	Yds	Avg	Long	TD
C.Kirk	77	982	12.8	50	5
Z.Ertz	56	574	10.3	47t	3
A.Green	54	848	15.7	42	3
R.Moore	54	435	8.1	77t	1
C.Edmonds	43	311	7.2	36	0
D.Hopkins	42	572	13.6	55	8
J.Conner	37	375	10.1	45t	3
A.Wesley	19	208	10.9	33	3
M.Williams	16	193	12.1	34	1
E.Benjamin	6	42	7.0	12	0
J.Ward	3	34	11.3	23	0
G.Dortch	3	15	5.0	10	0
D.Harris	3	10	3.3	7	0
A.Isabella	1	13	13.0	13	0
D.Daniels	1	0	0.0	0	0
K.Murray	0	7	0.0	7	0
Team	415	4619	11.1	77t	27
Opponents	367	3872	10.6	64t	30

### INTERCEPTIONS

	No.	Yds	Avg	Long	TD
B.Murphy	4	49	12.3	29t	1
B.Baker	3	101	33.7	77	0
J.Thompson	3	49	16.3	33	0
Z.Allen	1	25	25.0	25	0
R.Alford	1	23	23.0	23	0
I.Simmons	1	0	0.0	0	0
Team	13	247	19.0	77	1
Opponents	11	228	20.7	50	1

### PUNTING

	No	Yds	Avg	Net	TB	In	Lg	B
A.Lee	51	2501	49.0	41.9	5	12	62	0
R.Winslow	1	39	39.0	39.0	0	0	39	0
Team	52	2540	48.8	41.8	5	12	62	0
Opponents	58	2714	46.8	42.0	2	25	69	0

### PUNT RETURNS

	Ret	FC	Yds	Avg	Long	TD
R.Moore	21	10	171	8.1	27	0
G.Dortch	3	0	24	8.0	17	0
B.Murphy	1	0	48	48.0	48	0
C.Kirk	1	6	-5	-5.0	0	0
Team	26	16	238	9.2	48	0
Opponents	30	8	265	8.8	27	0

### KICKOFF RETURNS

	No.	Yds	Avg	Long	TD
R.Moore	13	291	22.4	32	0
E.Benjamin	7	162	23.1	29	0
G.Dortch	4	79	19.8	31	0
D.Harris	2	26	13.0	14	0
A.Isabella	1	31	31.0	31	0
J.Ward	1	16	16.0	16	0
D.Daniels	1	6	6.0	6	0
Team	29	611	21.1	32	0
Opponents	20	421	21.1	35	0

### FIELD GOALS

	1-19	20-29	30-39	40-49	50+
M.Prater	0/0	11/11	9/11	3/5	7/10
Team	0/0	11/11	9/11	3/5	7/10
Opponents	0/0	6/6	5/6	8/11	4/5

### USUAL STARTING LINEUP

Offense	Defense
WR... DeAndre Hopkins	DE... J.J. Watt
LT... D.J. Humphries	NT... Corey Peters
LG... Justin Pugh	DT... Zach Allen
C... Rodney Hudson	OLB... Chandler Jones
RG... Max Garcia	ILB... Jordan Hicks
RT... Kelvin Beachum	ILB... Isaiah Simmons
TE... Zach Ertz	OLB... Markus Golden
WR... Christian Kirk	CB... Byron Murphy, Jr.
WR... A.J. Green	CB... Marco Wilson
QB... Kyle Murray	SS... Jalen Thompson
RB... James Conner	FS... Budda Baker

### NOTES

Under third-year head coach Kliff Kingsbury, the Cardinals posted an 11-6 record and made their first postseason appearance since 2015 ... after posting an NFL-low three wins in 2018, Arizona has now improved its win total by multiple games in each of Kingsbury's first three seasons: 5 in 2019, 8 in 2020 and 11 in 2021 ... Cardinals started season with a 7-0 record, tying the franchise record for wins to open a season (also had 7 in 1974) ... with fans back in stadiums across the country, the Cardinals sold out all eight games played at State Farm Stadium ... Arizona also led the NFL with an 8-1 home record in 2021, establishing a franchise record for road wins in a season ... the Cardinals ranked #1 in the NFL in points scored (267), total TDs (31), rushing TDs (12), passer rating (111.2), turnover margin (+18), forced fumbles (14) and fumble recoveries (11) on the road ... Arizona (7 in 2021) joined San Francisco (7 in 1984) and Dallas (7 in 1968) as the only teams in NFL history to win seven consecutive road games by 10+ points ... Cardinals 15 turnovers were the fewest in a season in franchise history and their four fumbles lost were the fewest in team annals ... team finished with 4,276 net passing yards and 2,076 rushing yards, marking just second time in team history (1984) with 4,000+ passing yards and 2,000+ rushing yards in a season ... highly successful season came despite a rash of injuries, particularly on offense, as the starting unit in Week 1 played just three games together all season ... Kyle Murray was voted a team captain for the second time and earned his second straight Pro Bowl selection, becoming the first QB in franchise history named to multiple Pro Bowls in his first three NFL seasons ... became the first player in NFL history with 70+ passing TDs and 20+ rushing TDs in his first three seasons ... established a franchise single-season record with a 69.2 completion percentage, best his mark of 67.2% in 2020 ... at 24 years, 120 old he became the fourth-youngest player in NFL history to reach 10,000 career passing yards ... Murray (110.6) joined Carson Palmer (104.6 in 2015) as the only QBs in franchise history to post a 100.0+ passer rating for a full season ... Budda Baker was selected to his fourth Pro Bowl as a starter (third straight at safety) and received 2nd-team All Pro honors ... James Conner earned his second career Pro Bowl selection after scoring 18 TDs (15 rushing; 3 receiving), the second-highest single-season total in franchise history ... his 15 rushing TDs ranked second in the NFL and marked the second-highest season total in team history ... Zach Ertz, despite playing just 11 games in Arizona after being acquired in an in-season trade, caught 56 passes for 574 yards and three TDs, tying the franchise single-season record for receptions by a TE ... DeAndre Hopkins, despite missing seven games due to injury, led the team with eight TD receptions ... Matt Prater scored 137 points (30 FG, 47 PAT), the second-highest single-season total in team history ... connected on a franchise record 62-yard FG in Week 2 vs. Minnesota and set a team season record with seven FGs of 50+ yards ... Andy Lee established a franchise single-season record with a 49.0-yard punting average.

### FINAL NFC WEST STANDINGS

Team	W	L	T	Pct.	Pts.	OP
Los Angeles	12	5	0	.706	460	372
Arizona	11	6	0	.647	449	366
San Francisco	10	7	0	.588	427	365
Seattle	7	10	0	.412	395	366



# HISTORY

## 2022 (4-13)

### HEAD COACH KLIFF KINGSBURY

Sept. 11	Kansas City	L	21-44	63,697
Sept. 18	at Las Vegas	W	29-23 (OT)	61,707
Sept. 25	LA Rams	L	12-20	63,243
Oct. 2	at Carolina	W	26-16	69,810
Oct. 9	Philadelphia	L	17-20	63,919
Oct. 16	at Seattle	L	9-19	68,867
Oct. 20	New Orleans	W	42-34	63,290
Oct. 30	at Minnesota	L	26-34	66,742
Nov. 6	Seattle	L	21-31	63,982
Nov. 13	at LA Rams	W	27-17	71,752
Nov. 21	San Francisco	L	10-38	78,427
Nov. 27	LA Chargers	L	24-25	63,628
Dec. 4	Open Date			
Dec. 12	New England	L	13-27	63,251
Dec. 18	at Denver	L	15-24	75,179
Dec. 25	Tampa Bay	L	16-19 (OT)	63,393
Jan. 1	at Atlanta	L	19-20	69,269
Jan. 8	at San Francisco	L	13-38	71,638
			340-449	
Home 1-8 (508,403), Away 3-5 (554,964).				

### TEAM STATISTICS

	Cards	Opp.
<b>Total First Downs</b>	<b>326</b>	<b>363</b>
Rushing	115	124
Passing	189	218
Penalty	22	21
3rd Down: Made/Att	82/233	87/203
3rd Down Pct.	35.2%	42.9%
4th Down: Made/Att	18/41	8/16
4th Down Pct.	43.9%	50.0%
<b>Possession Avg.</b>	<b>29:52</b>	<b>30:08</b>
<b>Total Net Yards</b>	<b>5499</b>	<b>5931</b>
Avg. Per Game	323.5	348.9
Total Plays	1144	1075
Avg. Per Play	4.8	5.5
<b>Net Yards Rushing</b>	<b>1873</b>	<b>2016</b>
Avg. Per Game	110.2	118.6
Total Rushes	434	446
<b>Net Yards Passing</b>	<b>3626</b>	<b>3915</b>
Avg. Per Game	213.3	230.3
Sacked/Yards Lost	46/340	36/266
Gross Yards	3966	4181
Attempts/Completions	664/433	593/414
Completion Pct.	65.2%	69.8%
Had Intercepted	17	11
<b>Punts/Average</b>	<b>68/46.4</b>	<b>71/47.4</b>
<b>Net Punting Avg.</b>	<b>40.3</b>	<b>41.6</b>
<b>Penalties/Yards</b>	<b>118/916</b>	<b>94/757</b>
<b>Fumbles/Ball Lost</b>	<b>25/8</b>	<b>23/9</b>
<b>Touchdowns</b>	<b>37</b>	<b>52</b>
Rushing	15	21
Passing	17	29
Returns	5	2

### SCORE BY PERIODS

	Q1	Q2	Q3	Q4	OT	Pts
Team	41	128	56	109	6	340
Opponents	74	141	112	119	3	449

### SCORING

	TD	Ru	Pa	Rt	PAT	FG	2Pt	Pts
M.Prater	0	0	0	0	17/18	22/25	0	83
J.Conner	8	7	1	0	0/0	0/0	0	48
Z.Ertz	4	0	4	0	0/0	0/0	2	28
K.Murray	3	3	0	0	0/0	0/0	1	20
M.Brown	3	0	3	0	0/0	0/0	0	18
D.Hopkins	3	0	3	0	0/0	0/0	0	18
A.Green	2	0	2	0	0/0	0/0	1	14
E.Benjamin	2	2	0	0	0/0	0/0	1	14
G.Dortch	2	0	2	0	0/0	0/0	0	12
T.Vizcaino	0	0	0	3	3/3	2/2	0	9
M.Ammendola	0	0	0	2	2/3	2/3	0	8
R.Blankenship	0	0	0	2	2/3	2/2	0	8
I.Simmons	1	0	0	1	0/0	0/0	0	6
B.Murphy	1	0	0	1	0/0	0/0	0	6
M.Wilson	1	0	0	1	0/0	0/0	0	6
C.Clement	1	1	0	0	0/0	0/0	0	6
D.Williams	1	1	0	0	0/0	0/0	0	6
C.Banjo	1	0	0	1	0/0	0/0	0	6
Z.Collins	1	0	0	1	0/0	0/0	0	6
R.Moore	1	0	1	0	0/0	0/0	0	6
K.Ingram	1	1	0	0	0/0	0/0	0	6
T.McBride	1	0	1	0	0/0	0/0	0	6
<b>Team</b>	<b>37</b>	<b>15</b>	<b>17</b>	<b>5</b>	<b>24/27</b>	<b>28/32</b>	<b>5</b>	<b>340</b>
<b>Opponents</b>	<b>52</b>	<b>21</b>	<b>29</b>	<b>2</b>	<b>48/50</b>	<b>29/31</b>	<b>1</b>	<b>449</b>
2-Pt. Conversions: Team 5/9, Opponents: 1/2								

### PASSING

	Att	Cmp	Yds	Cmp%	Yds/Att	TD	TD%	Int	Int%	Long	Sack/Lost	Rating
K.Murray	390	259	2368	66.4%	6.1	14	3.6%	7	1.8%	38t	25/192	87.2
C.McCoy	132	90	780	68.2%	5.9	1	0.8%	3	2.3%	47	13/97	76.6
T.McSorley	83	45	412	54.2%	5.0	0	0.0%	5	6.0%	47	3/27	42.8
D.Blough	58	38	402	65.5%	6.9	2	3.4%	2	3.4%	77t	5/24	82.7
A.Lee	1	1	4	100.0%	4.0	0	0.0%	0	0.0%	4	0/0	83.3
<b>Team</b>	<b>664</b>	<b>433</b>	<b>3966</b>	<b>65.2%</b>	<b>6.0</b>	<b>17</b>	<b>2.6%</b>	<b>17</b>	<b>2.6%</b>	<b>77t</b>	<b>46/340</b>	<b>79.2</b>
<b>Opponents</b>	<b>593</b>	<b>414</b>	<b>4181</b>	<b>69.8%</b>	<b>7.0</b>	<b>29</b>	<b>4.9%</b>	<b>11</b>	<b>1.9%</b>	<b>64</b>	<b>36/266</b>	<b>89.2</b>

### SACKS:

J.Watt 12.5, Z.Allen 5.5, I.Simmons 4.0, M.Sanders 3.0, C.Thomas 3.0, M.Golden 2.5, Z.Collins 2.0, D.Gardeck 1.0, T.Hill 1.0, J.Ledbetter 1.0, B.Murphy 0.5  
**Team: 36.0, Opponents: 45.0**

### RUSHING

	No.	Yds	Avg	Long	TD
J.Conner	183	782	4.3	23	7
K.Murray	67	418	6.2	42	3
E.Benjamin	70	299	4.3	45	2
D.Williams	21	102	4.9	30	1
T.McSorley	15	61	4.1	14	0
K.Ingram	27	60	2.2	13	1
C.Clement	15	55	3.7	12	1
G.Dortch	7	44	6.3	20	0
C.McCoy	14	36	2.6	9	0
P.Cooper	4	15	3.8	6	0
D.Blough	4	5	1.3	4	0
M.Brown	1	1	1.0	1	0
R.Moore	6	-5	-0.8	9	0
<b>Team</b>	<b>434</b>	<b>1873</b>	<b>4.3</b>	<b>45</b>	<b>15</b>
<b>Opponents</b>	<b>446</b>	<b>2016</b>	<b>4.5</b>	<b>44</b>	<b>21</b>

### RECEIVING

	No.	Yds	Avg	Long	TD
M.Brown	67	709	10.6	47	3
D.Hopkins	64	717	11.2	33t	3
G.Dortch	52	467	9.0	47	2
Z.Ertz	47	406	8.6	32	4
J.Conner	46	300	6.5	22	1
R.Moore	41	414	10.1	38t	1
T.McBride	29	265	9.1	29	1
A.Green	24	236	9.8	77t	2
E.Benjamin	24	184	7.7	22	0
R.Anderson	7	76	10.9	21	0
A.Baccellia	7	45	6.4	11	0
C.Clement	5	54	10.8	21	0
K.Ingram	4	21	5.3	24	0
D.Williams	4	9	2.3	6	0
M.Williams	3	18	6.0	7	0
S.Anderson	3	9	3.0	6	0
A.Isabella	2	21	10.5	11	0
P.Cooper	2	6	3.0	3	0
T.Williams	1	5	5.0	5	0
K.Grugier-Hill	1	4	4.0	4	0
<b>Team</b>	<b>433</b>	<b>3966</b>	<b>9.2</b>	<b>77t</b>	<b>17</b>
<b>Opponents</b>	<b>414</b>	<b>4181</b>	<b>10.1</b>	<b>64</b>	<b>29</b>

### INTERCEPTIONS

	No.	Yds	Avg	Long	TD
M.Wilson	3	77	25.7	39	1
I.Simmons	2	61	30.5	56t	1
B.Baker	2	54	27.0	53	0
Z.Collins	1	30	30.0	30t	1
D.Gardeck	1	24	24.0	24	0
J.Thompson	1	0	0.0	0	0
A.Hamilton	1	0	0.0	0	0
<b>Team</b>	<b>11</b>	<b>246</b>	<b>22.4</b>	<b>56t</b>	<b>3</b>
<b>Opponents</b>	<b>17</b>	<b>185</b>	<b>10.9</b>	<b>33t</b>	<b>1</b>

### PUNTING

	No	Yds	Avg	Net	TB	In	Lg	B
A.Lee	67	3157	47.1	40.3	4	18	65	1
<b>Team</b>	<b>68</b>	<b>3157</b>	<b>46.4</b>	<b>40.3</b>	<b>4</b>	<b>18</b>	<b>65</b>	<b>1</b>
<b>Opponents</b>	<b>71</b>	<b>3365</b>	<b>47.4</b>	<b>41.6</b>	<b>6</b>	<b>26</b>	<b>66</b>	<b>0</b>

### PUNT RETURNS

	Ret	FC	Yds	Avg	Long	TD
G.Dortch	26	5	172	6.6	18	0
P.Cooper	9	6	117	13.0	28	0
<b>Team</b>	<b>35</b>	<b>11</b>	<b>289</b>	<b>8.3</b>	<b>28</b>	<b>0</b>
<b>Opponents</b>	<b>37</b>	<b>16</b>	<b>337</b>	<b>9.1</b>	<b>22</b>	<b>0</b>

### KICKOFF RETURNS

	No.	Yds	Avg	Long	TD
P.Cooper	12	288	24.0	33	0
G.Dortch	11	218	19.8	31	0
E.Benjamin	8	180	22.5	44	0
<b>Team</b>	<b>31</b>	<b>686</b>	<b>22.1</b>	<b>44</b>	<b>0</b>
<b>Opponents</b>	<b>20</b>	<b>424</b>	<b>21.2</b>	<b>33</b>	<b>0</b>

### FIELD GOALS

	1-19	20-29	30-39	40-49	50+
M.Prater	0/0	1/1	10/10	6/8	5/6
M.Ammendola	0/0	2/2	0/0	0/1	0/0
R.Blankenship	0/0	1/1	0/0	0/0	1/1
T.Vizcaino	0/0	0/0	1/1	1/1	0/0
<b>Team</b>	<b>0/0</b>	<b>4/4</b>	<b>11/11</b>	<b>7/10</b>	<b>6/7</b>
<b>Opponents</b>	<b>0/0</b>	<b>10/10</b>	<b>8/9</b>	<b>6/6</b>	<b>5/6</b>

### USUAL STARTING LINEUP

Offense	Defense
<b>WR.</b> DeAndre Hopkins	<b>DE.</b> J.J. Watt
<b>LT.</b> D.J. Humphries	<b>NT.</b> Leki Fotu
<b>LG.</b> Justin Pugh	<b>DT.</b> Zach Allen
<b>C.</b> Rodney Hudson	<b>OLB.</b> Markus Golden
<b>RG.</b> Will Hernandez	<b>ILB.</b> Isaiah Simmons
<b>RT.</b> Kelvin Beachum	<b>ILB.</b> Zaven Collins
<b>TE.</b> Zach Ertz	<b>OLB.</b> Myjai Sanders
<b>WR.</b> A.J. Green	<b>CB.</b> Byron Murphy, Jr.
<b>WR.</b> Marquise Brown	<b>CB.</b> Marco Wilson
<b>QB.</b> Kyler Murray	<b>SS.</b> Jalen Thompson
<b>RB.</b> James Conner	<b>FS.</b> Budda Baker

### NOTES

In a season marked by slew of injuries, the Cardinals finished 4-13 and ended the year with many of their key components forced out of the lineup ... Arizona had 41 different players miss a combined 261 games due to injury/illness in 2022, with just two players starting all 17 games ... '22 season saw a franchise record 84 different players see action ... Cardinals sold out all eight games at State Farm Stadium in 2022, and have now sold out 162 games at the venue since it opened in 2006 (every non-pandemic game played there) ... completed a historic comeback victory over Las Vegas in Week 2; trailing 20-0 at halftime, came back to earn a 29-23 OT victory; prior to the victory, the Cardinals had never won a game when trailing by 20+ points at halftime ... victory over Raiders was the Cardinals 28th all-time OT win, tied with Denver for the most in NFL history ... on Thursday Night Football in Week 7, defeated the Saints 42-34 at State Farm Stadium; the 42 points scored were the most ever by the Cardinals in a primetime game ... Arizona ranked second in the NFL with five return TDs in 2022 and finished eighth in the NFL with 78 points off turnovers ... with their Week 11 matchup vs. San Francisco in Mexico City, Arizona played its third-ever regular season international game and its seventh all-time game outside the U.S. (including exhibition and preseason) ... Arizona's 26-16 win against the Panthers in Week 4 was the Cardinals first regular season road win at Carolina since 2002 ... **S Budda Baker** was selected to his 5th Pro Bowl as a starter (4th straight at safety) after leading the team with 111 tackles, seven passes defended, two INTs, two QB hits and a fumble recovery; became just the 3rd player in team history to receive at least five Pro Bowl nods in his first six seasons ... **DL J.J. Watt** wrapped up Hall of Fame career by leading Arizona in sacks (12.5), QB hits (25) and tackles for loss (18) while adding 39 tackles, seven passes defended, a forced fumble and a fumble recovery; his 12.5 sacks were the most in a single season in team history by a player 30 years of age or older ... **QB Kyler Murray** missed six starts but completed 259-of-390 pass attempts (66.4%) for 2,368 yards and 14 TDs while also rushing for 418 yards and three TDs on 67 rush attempts; became just the 4th player in NFL history with 13,000+ passing yards and 2,000+ rushing yards in his first four seasons ... **LB Zaven Collins** finished third on the team with 100 tackles, while adding 2.0 sacks, an INT (returned for a TD), 11 tackles for loss, four QB hits, a forced fumble and six passes defended ... In a three-game stretch between Weeks 15-17, **K Matt Prater** connected on all five FG attempts from 50+ yards; despite having played in just 30 games in two seasons with AZ, ranks second in franchise history with 12 made FGs of 50+ yards; also extended his all-time NFL record to 71 career made FGs of 50+ yards.

### FINAL NFC WEST STANDINGS

Team	W	L	T	Pct.	Pts.	OP
San Francisco	13	4	0	.765	450	277
Seattle	9	8	0	.529	407	401
Los Angeles	5	12	0	.294	307	384
Arizona	4	13	0	.235	340	449



## 2023 (4-13)

### HEAD COACH JONATHAN GANNON

Sept. 10	at Washington	L	16-20	64,693
<b>Sept. 17</b>	<b>NY Giants</b>	<b>L</b>	<b>28-31</b>	<b>62,080</b>
<b>Sept. 24</b>	<b>Dallas</b>	<b>W</b>	<b>28-16</b>	<b>62,915</b>
Oct. 1	at San Francisco	L	16-35	71,521
<b>Oct. 8</b>	<b>Cincinnati</b>	<b>L</b>	<b>20-34</b>	<b>62,651</b>
Oct. 15	at LA Rams	L	9-26	71,202
Oct. 22	at Seattle	L	10-20	68,781
<b>Oct. 29</b>	<b>Baltimore</b>	<b>L</b>	<b>24-31</b>	<b>63,064</b>
Nov. 5	at Cleveland	L	0-27	67,919
<b>Nov. 12</b>	<b>Atlanta</b>	<b>W</b>	<b>25-23</b>	<b>62,861</b>
Nov. 19	at Houston	L	16-21	70,247
<b>Nov. 26</b>	<b>LA Rams</b>	<b>L</b>	<b>14-27</b>	<b>62,177</b>
Dec. 3	at Pittsburgh	W	24-10	66,436
Dec. 10	Open Date			
<b>Dec. 17</b>	<b>San Francisco</b>	<b>L</b>	<b>29-45</b>	<b>63,967</b>
Dec. 24	at Chicago	L	16-27	59,978
Dec. 31	at Philadelphia	W	35-31	69,879
<b>Jan. 7</b>	<b>Seattle</b>	<b>L</b>	<b>20-21</b>	<b>63,197</b>

Home 2-6 (502,912). Away 2-7 (610,656).  
330-455

### TEAM STATISTICS

Cards		Opp.
<b>Total First Downs</b>	<b>300</b>	<b>369</b>
Rushing	127	141
Passing	173	198
Penalty	30	30
3rd Down: Made/Att	88/225	97/205
3rd Down Pct.	39.1%	47.3%
4th Down: Made/Att	15/34	7/15
4th Down Pct.	44.1%	46.7%
<b>Possession Avg.</b>	<b>29:18</b>	<b>30:42</b>
<b>Total Net Yards</b>	<b>5509</b>	<b>6047</b>
Avg. Per Game	324.1	355.7
Total Plays	1068	1060
Avg. Per Play	5.2	5.7
<b>Net Yards Rushing</b>	<b>2365</b>	<b>2434</b>
Avg. Per Game	139.1	143.2
Total Rushes	471	521
<b>Net Yards Passing</b>	<b>3144</b>	<b>3613</b>
Avg. Per Game	184.9	212.5
Sacked/Yards Lost	42/286	33/233
Gross Yards	3430	3846
Attempts/Comp.	555/355	506/347
Completion Pct.	64.0%	68.6%
Had Intercepted	12	11
<b>Punts/Average</b>	<b>64/49.6</b>	<b>60/48.8</b>
<b>Net Punting Avg.</b>	<b>42.9</b>	<b>42.1</b>
<b>Penalties/Yards</b>	<b>101/859</b>	<b>92/765</b>
<b>Fumbles/Ball Lost</b>	<b>21/6</b>	<b>9/6</b>
<b>Touchdowns</b>	<b>36</b>	<b>54</b>
Rushing	17	19
Passing	18	32
Returns	1	3

### SCORE BY PERIODS

	Q1	Q2	Q3	Q4	OT	Pts
Team	66	110	74	80	0	330
Opponents	92	148	74	141	0	455

### SCORING

	TD	Ru	Pa	Rt	PAT	FG	2Pt	Pts
M.Prater	0	0	0	0	22/23	28/33	0	106
J.Conner	9	7	2	0	0/0	0/0	0	54
M.Brown	4	0	4	0	0/0	0/0	0	24
J.Dobbs	3	3	0	0	0/0	0/0	2	22
M.Wilson	3	0	3	0	0/0	0/0	1	20
T.McBride	3	0	3	0	0/0	0/0	0	18
K.Murray	3	3	0	0	0/0	0/0	0	18
E.Demercado	2	2	0	0	0/0	0/0	0	12
G.Dortch	2	0	2	0	0/0	0/0	0	12
R.Moore	2	1	1	0	0/0	0/0	0	12
C.Tune	1	1	0	0	0/0	0/0	1	8
M.Carter	1	0	1	0	0/0	0/0	0	6
Z.Ertz	1	0	1	0	0/0	0/0	0	6
E.Higgins	1	0	1	0	0/0	0/0	0	6
C.Thomas	1	0	0	1	0/0	0/0	0	6
<b>Team</b>	<b>36</b>	<b>17</b>	<b>18</b>	<b>1</b>	<b>22/23</b>	<b>28/33</b>	<b>4</b>	<b>330</b>
<b>Opponents</b>	<b>54</b>	<b>19</b>	<b>32</b>	<b>3</b>	<b>51/52</b>	<b>26/31</b>	<b>1</b>	<b>455</b>

2-Pt. Conversions: Team 4/13, Opponents: 1/2

### SACKS:

D.Gardeck 6.0, B.Ojulari 4.0, V.Dimukeje 4.0, Z.Collins 3.5, D.Stills 3.5, K.Strong 2.5, L.Fotu 2.5, K.White 2.0, J.Ledbetter 1.5, J.Thompson 1.0, C.Watkins 1.0, B.Stille 1.0, J.Woods 0.5 **Team: 33.0**, **Opponents: 41.0**

### PASSING

	Att	Cmp	Yds	Cmp%	Yds/Att	TD	TD%	Int	Int%	Long	Sack/Lost	Rating
K.Murray	268	176	1799	65.7%	6.7	10	3.7%	5	1.9%	48t	18/119	89.5
J.Dobbs	266	167	1569	62.8%	5.9	8	3.0%	5	1.9%	69	17/126	81.2
C. Tune	21	12	62	57.1%	3.0	0	0.0%	2	9.5%	14	7/41	22.6
<b>Team</b>	<b>555</b>	<b>355</b>	<b>3430</b>	<b>64.0%</b>	<b>6.2</b>	<b>18</b>	<b>3.2%</b>	<b>12</b>	<b>2.2%</b>	<b>69</b>	<b>42/286</b>	<b>82.9</b>
<b>Opponents</b>	<b>506</b>	<b>347</b>	<b>3846</b>	<b>68.6%</b>	<b>7.6</b>	<b>32</b>	<b>6.3%</b>	<b>11</b>	<b>2.2%</b>	<b>63t</b>	<b>33/233</b>	<b>102.9</b>

### RUSHING

	No.	Yds	Avg	Long	TD
J.Conner	208	1040	5.0	44	7
E.Demercado	58	284	4.9	49t	2
J.Dobbs	47	258	5.5	44	3
K.Murray	44	244	5.5	33	3
R.Moore	28	178	6.4	45t	1
M.Carter	22	149	6.8	21	0
K.Ingram	35	74	2.1	14	0
D.Williams	11	43	3.9	9	0
C.Tune	8	30	3.8	11	1
T.Jones	5	25	5.0	13	0
M.Brown	2	23	11.5	29	0
B.Gillikin	1	10	10.0	10	0
G.Dortch	1	5	5.0	5	0
E.Turner	1	2	2.0	2	0
<b>Team</b>	<b>471</b>	<b>2365</b>	<b>5.0</b>	<b>49t</b>	<b>17</b>
<b>Opponents</b>	<b>521</b>	<b>2434</b>	<b>4.7</b>	<b>56</b>	<b>19</b>

### RECEIVING

	No.	Yds	Avg	Long	TD
T.McBride	81	825	10.2	38	3
M.Brown	51	574	11.3	41	4
R.Moore	40	352	8.8	48t	1
M.Wilson	38	565	14.9	69	3
Z.Ertz	27	187	6.9	17	1
J.Conner	27	165	6.1	34	2
G.Dortch	24	280	11.7	38t	2
E.Demercado	21	119	5.7	22	0
E.Higgins	14	163	11.6	26	1
G.Swaim	10	94	9.4	26	0
M.Carter	9	33	3.7	8	1
K.Ingram	4	26	6.5	9	0
Z.Pascal	4	19	4.8	9	0
T.Jones	3	16	5.3	11	0
D.Williams	2	12	6.0	8	0
<b>Team</b>	<b>355</b>	<b>3430</b>	<b>9.7</b>	<b>69</b>	<b>18</b>
<b>Opponents</b>	<b>347</b>	<b>3846</b>	<b>11.1</b>	<b>63t</b>	<b>32</b>

### INTERCEPTIONS

	No.	Yds	Avg	Long	TD
J.Thompson	4	49	12.3	35	0
K.Barnes	1	46	46.0	46	0
K.Wallace	1	2	2.0	2	0
Z.Collins	1	1	1.0	1	0
J.Blount	1	0	0.0	0	0
A.Hamilton	1	0	0.0	0	0
K.White	1	0	0.0	0	0
G.Williams	1	0	0.0	0	0
<b>Team</b>	<b>11</b>	<b>98</b>	<b>8.9</b>	<b>46</b>	<b>0</b>
<b>Opponents</b>	<b>12</b>	<b>219</b>	<b>18.3</b>	<b>99t</b>	<b>3</b>

### PUNTING

	No	Yds	Avg	Net	TB	In	Lg	B
B. Gillikin	51	2580	50.6	43.6	2	11	77	0
N. Cooney	13	592	45.5	40.3	1	2	56	0
<b>Team</b>	<b>64</b>	<b>3172</b>	<b>49.6</b>	<b>42.9</b>	<b>3</b>	<b>13</b>	<b>77</b>	<b>0</b>
<b>Opponents</b>	<b>60</b>	<b>2930</b>	<b>48.8</b>	<b>42.1</b>	<b>6</b>	<b>24</b>	<b>76</b>	<b>0</b>

### PUNT RETURNS

	Ret	FC	Yds	Avg	Long	TD
G.Dortch	29	8	275	9.5	49	0
R.Moore	1	3	11	11.0	11	0
A.Hamilton	1	0	0	0.0	0	0
<b>Team</b>	<b>31</b>	<b>11</b>	<b>286</b>	<b>9.2</b>	<b>49</b>	<b>0</b>
<b>Opponents</b>	<b>36</b>	<b>12</b>	<b>366</b>	<b>10.2</b>	<b>32</b>	<b>0</b>

### KICKOFF RETURNS

	No.	Yds	Avg	Long	TD
G.Dortch	17	360	21.2	40	0
A.Baccellia	1	22	22.0	22	0
R.Moore	0	0	0.0	0	0
<b>Team</b>	<b>18</b>	<b>382</b>	<b>21.2</b>	<b>40</b>	<b>0</b>
<b>Opponents</b>	<b>6</b>	<b>133</b>	<b>22.2</b>	<b>26</b>	<b>0</b>

### FIELD GOALS

	1-19	20-29	30-39	40-49	50+
M.Prater	0/0	6/6	7/8	6/7	9/12
<b>Team</b>	<b>0/0</b>	<b>6/6</b>	<b>7/8</b>	<b>6/7</b>	<b>9/12</b>
<b>Opponents</b>	<b>0/0</b>	<b>9/9</b>	<b>7/7</b>	<b>10/13</b>	<b>0/2</b>

### USUAL STARTING LINEUP

Offense	Defense
<b>WR</b> ... Marquise Brown	<b>DE</b> ..... Dante Stills
<b>LT</b> ..... D.J. Humphries	<b>NT</b> ..... Lekki Fotu
<b>LG</b> ..... Elijah Wilkinson	<b>DE</b> ... Jonathan Ledbetter
<b>C</b> ..... Hjalte Froholdt	<b>OLB</b> ... Dennis Gardeck
<b>RG</b> ... Will Hernandez	<b>ILB</b> ..... Kyzir White
<b>RT</b> ... Paris Johnson Jr.	<b>ILB</b> ..... Josh Woods
<b>TE</b> ..... Trey McBride	<b>OLB</b> ..... Zaven Collins
<b>WR</b> ... Michael Wilson	<b>CB</b> ... Antonio Hamilton
<b>WR</b> ... Rondale Moore	<b>CB</b> ... Starling Thomas V
<b>QB</b> ..... Tyler Murray	<b>SS</b> ..... Jalen Thompson
<b>RB</b> ... James Conner	<b>FS</b> ..... Budda Baker

### NOTES

First-year head coach **Jonathan Gannon** led NFL's third-youngest team that relied heavily on rookies but was also highly competitive in 2023; despite playing the league's second-toughest schedule with 8 games vs. playoff teams, the Cards held a lead in 14-of-17 games ... **AZ** was highly competitive despite 32 players missing a combined 139 games due to injury, 16 players ending the year on IR, 77 different players seeing action and the team going through 17 different starting lineups on defense ... two of Cards wins came on the road in December at Pittsburgh (Week 13) and at Philadelphia (Week 17) against a pair of playoff teams ... **AZ** featured one of NFL's best rushing attacks, ranking 4th in the NFL in rushing yards (2,365) and 2nd in rushing average (5.02) while leading the league with four games of 200+ rushing yards ... **AZ's** rookie class led the NFL in combined starts (64) and combined snaps on offense and defense (4,654); Cards were only team in the NFL to have rookies combine for 2,000+ snaps on offense and 2,000+ snaps on defense ... **AZ** was among the best teams in the NFL at protecting the football, tying for the NFL lead with eight games in which it committed zero turnovers ... Cardinals sold out all nine games at State Farm Stadium in 2023, and have now sold out 172 games at the venue since it opened in 2006 (every non-pandemic game played there) ... **S Budda Baker** was selected to his 6th Pro Bowl as a starter (5th straight at safety), becoming the only safety in the NFL named to the Pro Bowl each of the last five seasons ... **RB James Conner** turned in his first-ever 1,000-yard rushing season, running for 1,040 yards and 7 TDs on 208 carries (5.0 avg.); led the NFL in runs of 20+ yards (11), ranked 2nd in rushing yards/game (80.0), 3rd in runs of 10+ yards (31), 6th in rushing yards (1,040), 7th in rushing average (5.00) and tied for 3rd with four games of 100+ rushing yards; joined RB Otis Anderson as only players in franchise history with 1,000+ scrimmage yards in each of his first three seasons with the team ... **TE Trey McBride** led the Cards in receptions (81) and receiving yards (825) while adding 3 TD catches; shattered previous franchise record for receptions by a TE (record was 56) while his 825 receiving yards were the second-most in team history by a TE (Jackie Smith - 1,205 in 1967) ... **QB Tyler Murray** returned from knee injury suffered in 2022 that forced him out of action for 335 days and started the final eight games; in final three starts, completed 71-of-99 pass attempts (71.7%) for 724 yards, 6 TDs, 1 INT and a 108.3 passer rating ... **S Jalen Thompson** started all 15 games played and totaled 78 tackles, a team-high 4 INTs, 9 passes defended, 5 tackles for loss, a sack, 3 QB hits and a forced fumble; had career highs in INTs, passes defended and tackles for loss ... **K Matt Prater** totaled 106 points (28 FGs, 22 PATs), marking his 12th career season with 100+ points; established franchise single-season record with 9 FGs of 50+ yards, including an NFL single-season record 6 FGs of 55+ yards; tied his own franchise record with 62-yard FG in Week 3 vs. Dallas ... **P Blake Gillikin** punted 51 times for 2,580 yards, averaging a franchise single-season record 50.6 yards per punt - a total that also ranked 3rd in the NFL in '23 ... despite missing the final six games, **LB Kyzir White** led the Cards with 90 tackles and 9 tackles for loss while adding 2.0 sacks, 2 QB hits, 3 passes defended and the game-sealing INT in the Week 3 win vs. Dallas.

### FINAL NFC WEST STANDINGS

Team	W	L	T	Pct.	Pts.	OP
San Francisco	12	5	0	.706	491	298
Los Angeles	10	7	0	.588	404	377
Seattle	9	8	0	.529	364	402
Arizona	4	13	0	.235	330	455





## PRESEASON RESULTS

### 1946 (2-0)

Sept. 8	At Newark Bears	W	48-6	10,800
Sept. 13	Greensboro Generals	W	47-0	5,000

### 1947 (3-0)

Sept. 5	Philadelphia (At Buffalo, N.Y.)	W	38-21	16,282
Sept. 10	N.Y. Giants	W	52-21	39,850
Sept. 19	Boston Yanks (At Dallas, Tex.)	W	7-3	16,000

### 1948 (4-0)

Aug. 20	College All-Stars (At Chicago-Soldier Field)	W	28-0	101,220
Sept. 6	Washington (At Denver, Colo.)	W	46-20	17,782
Sept. 10	At Philadelphia	W	23-9	65,000
Sept. 19	Pittsburgh (At Chicago-Wrigley Field)	W	35-14	16,834

### 1949 (4-1)

Aug. 29	Philadelphia	L	14-51	36,236
Sept. 2	N.Y. Bulldogs (At Allentown, Pa.)	W	24-21	8,316
Sept. 10	Washington (At Birmingham, Ala.)	W	24-10	25,000
Sept. 14	At Pittsburgh	W	30-7	17,983
Sept. 18	Wilkes-Barre Barons (At Pittston, Pa.)	W	49-6	3,519

### 1950 (1-5)

Aug. 16	At Green Bay	L	14-17	20,136
Aug. 19	N.Y. Yanks (At Des Moines, Ia.)	L	10-23	12,000
Aug. 23	At L.A. Rams	L	31-34	16,919
Aug. 26	Washington (At Denver, Colo.)	L	7-31	17,302
Sept. 1	San Francisco	W	28-21	29,207
Sept. 9	Detroit (Birmingham, Ala.)	L	16-24	15,000

### 1951 (2-3)

Aug. 25	At Green Bay	L	14-17	16,168
Aug. 31	N.Y. Yanks	W	28-7	20,165
Sept. 8	L.A. Rams (At Salt Lake City, Utah)	W	36-21	18,000
Sept. 15	Detroit (At San Antonio, Tex.)	L	7-21	19,510
Sept. 23	San Francisco (At Omaha, Neb.)	L	17-37	10,000

### 1952 (3-3)

Aug. 18	Detroit (At Amarillo, Tex.)	L	13-28	10,500
Aug. 24	At San Francisco	L	14-38	34,109
Aug. 30	L.A. Rams (At Portland, Ore.)	L	14-24	30,000
Sept. 7	Green Bay	W	38-7	15,497
Sept. 13	Camp Polk (At Camp Polk, La.)	W	66-7	6,000
Sept. 20	Dallas Texans (At Houston, Tex.)	W	10-0	12,500

### 1953 (2-2-1)

Aug. 22	Baltimore Colts (At Lubbock, Tex.)	L	7-10	3,000
Aug. 29	Green Bay (At Spokane, Wash.)	W	13-7	17,000
Sept. 7	L.A. Rams (At Portland, Ore.)	W	23-10	26,210
Sept. 13	At San Francisco	T	14-14	22,736
Sept. 20	At Chicago Bears	L	13-14	25,840

### 1954 (2-5)

Aug. 14	Green Bay (At Minneapolis, Minn.)	W	27-10	21,000
Aug. 18	Chicago Bears (At Chattanooga, Tenn.)	W	19-0	12,000

Aug. 21	N.Y. Giants (At Spokane, Wash.)	L	0-30	10,000
Aug. 29	At San Francisco	L	7-42	24,559
Sept. 4	L.A. Rams (At Portland, Ore.)	L	17-51	19,295
Sept. 11	Philadelphia (At St. Louis, Mo.)	L	0-30	10,000
Sept. 15	Baltimore Colts	L	2-20	18,581

### 1955 (1-4)

Aug. 20	Chicago Bears (At Jacksonville, Fla.)	W	21-6	24,000
Aug. 28	Detroit	L	16-17	12,621
Sept. 4	At San Francisco	L	7-43	33,579

### 1956 (1-5)

Aug. 18	Chicago Bears (At Jacksonville, Fla.)	L	7-31	22,000
Aug. 25	Detroit (At Mobile, Ala.)	W	20-17	20,000
Sept. 2	At San Francisco	L	13-14	28,758
Sept. 7	At L.A. Rams	L	21-69	35,855
Sept. 15	Green Bay (At St. Louis, Mo.)	L	20-21	31,454
Sept. 23	N.Y. Giants (At Memphis, Tenn.)	L	7-42	Unknown

### 1957 (1-5)

Aug. 16	Green Bay (At Miami, Fla.)	L	16-20	20,820
Aug. 24	Green Bay (At Austin, Tex.)	L	14-17	20,000
Aug. 31	L.A. Rams (At Portland, Ore.)	L	21-63	21,108
Sept. 7	San Francisco (At Seattle, Wash.)	L	21-27	28,000
Sept. 15	Baltimore Colts (At Louisville, Ky.)	L	9-27	17,216
Sept. 21	Baltimore Colts (At St. Louis, Mo.)	W	27-21	21,182

### 1958 (2-3-1)

Aug. 17	Chicago Bears (At Buffalo, N.Y.)	L	7-10	15,000
Aug. 23	Baltimore Colts (At Austin, Tex.)	T	31-31	14,000
Aug. 31	At San Francisco	L	31-55	23,997
Sept. 6	L.A. Rams (At Seattle, Wash.)	W	27-26	31,500
Sept. 12	Pittsburgh (At St. Louis, Mo.)	L	31-55	25,302
Sept. 21	Green Bay (At Minneapolis, Minn.)	W	31-24	18,520

### 1959 (4-3)

Aug. 5	At Toronto Argonauts	W	55-27	27,152
Aug. 15	Detroit (At Norman, Okla.)	L	19-21	40,000
Aug. 22	Pittsburgh	W	21-10	15,000
Aug. 29	At L.A. Rams	L	21-34	52,013
Sept. 5	San Francisco (At Seattle, Wash.)	W	27-24	23,000
Sept. 11	Pittsburgh (At St. Louis, Mo.)	L	13-21	30,055
Sept. 20	Baltimore Colts (At Louisville, Ky.)	W	31-17	16,671

### 1960 (4-2)

Aug. 13	Dallas (At San Antonio, Tex.)	W	20-13	14,000
Aug. 20	Detroit (At Toledo, Ohio)	L	21-24	8,036
Aug. 26	Baltimore (At Charleston, S.C.)	W	31-21	14,000
Sept. 5	At Green Bay	L	14-35	20,668
Sept. 9	Philadelphia	W	35-14	23,666
Sept. 18	At San Francisco	W	24-17	13,021



## 1961 (1-4)

Aug. 2	At Toronto (Vs. CFL Argonauts)	W	36-7	24,376
Aug. 18	Green Bay	L	10-31	31,056
Aug. 26	Pittsburgh (At Jacksonville, Fla.)	L	14-24	13,090
Sept. 1	At Detroit	L	7-20	12,621
Sept. 9	Philadelphia (At Hershey, Pa.)	L	0-27	13,392

## 1962 (1-3-1)

Aug. 11	N.Y. Giants (At Canton, Ohio)	T	21-21	15,000
Aug. 18	Green Bay (At Jacksonville, Fla.)	L	14-21	21,622
Aug. 25	At Minnesota	W	24-21	15,500
Sept. 1	Detroit (At Omaha, Neb.)	L	14-19	13,319
Sept. 7	Detroit	L	0-14	32,439

## 1963 (2-2)

Aug. 16	San Francisco (At Salt Lake City, Utah)	W	24-22	19,038
Aug. 24	Detroit (At Omaha, Neb.)	L	17-22	14,400
Aug. 31	At Chicago Bears	W	17-14	60,884
Sept. 6	Minnesota	L	0-35	30,842

## 1964 (3-2)

Aug. 8	Green Bay (At New Orleans, La.)	W	20-7	63,000
Aug. 15	Minnesota (At Atlanta, Ga.)	L	10-24	10,500
Aug. 21	Baltimore	W	30-21	32,069
Aug. 28	At Chicago Bears	W	7-3	50,173
Sept. 5	Washington (At Norfolk, Va.)	L	10-17	20,642

## 1965 (1-3-1)

Aug. 14	Baltimore (At New Orleans, La.)	L	10-22	75,229
Aug. 21	Washington (At Richmond, Va.)	L	7-13	19,000
Aug. 27	San Francisco	T	17-17	29,831
Sept. 3	At Chicago Bears	W	25-3	52,648
Sept. 11	At Green Bay	L	13-31	50,858

## 1966 (2-3)

Aug. 6	Atlanta	W	20-10	34,303
Aug. 11	At Detroit	W	28-14	24,011
Aug. 19	Baltimore	L	7-33	28,304
Aug. 27	At L.A. Rams	L	14-32	33,172
Sept. 2	At Chicago Bears	L	20-22	58,620

## 1967 (1-4)

Aug. 12	New Orleans (At Shreveport, La.)	L	14-23	28,500
Aug. 21	Baltimore	W	9-5	34,054
Aug. 26	Pittsburgh (At Nashville, Tenn.)	L	13-24	10,376
Sept. 1	At Chicago Bears	L	14-42	41,079
Sept. 8	Detroit	L	7-21	18,083

## 1968 (3-2)

Aug. 9	Pittsburgh	W	24-7	26,811
Aug. 17	At Kansas City	L	10-13	47,462
Aug. 25	N.Y. Giants (At New Haven, Conn.)	W	18-10	53,776
Sept. 1	Minnesota	W	31-28	25,233
Sept. 6	At Chicago Bears	L	17-19	59,681

## 1969 (4-2)

Aug. 9	N.Y. Jets	W	13-6	50,372
Aug. 16	Pittsburgh (At Norfolk, Va.)	W	27-13	13,815
Aug. 23	Minnesota (At Memphis, Tenn.)	L	13-41	34,416
Aug. 29	Kansas City	L	21-31	48,006
Sept. 7	At San Francisco	W	21-10	32,506
Sept. 21	At Chicago Bears	W	37-31	61,227

## 1970 (3-2)

Aug. 15	At Denver	L	16-26	36,327
Aug. 22	Cincinnati	W	41-20	15,864
Aug. 29	Chicago Bears	W	24-3	38,888
Sept. 5	San Diego (At Cleveland, Ohio)	L	27-38	83,043
Sept. 12	Kansas City	W	34-24	50,661

## 1971 (2-2-1)

Aug. 14	Houston	W	16-14	40,993
Aug. 21	At Washington	L	13-20	40,228
Aug. 28	At Cincinnati	L	21-22	55,493
Sept. 4	At Kansas City	T	17-17	36,743
Sept. 10	Cleveland	W	27-13	46,171

## 1972 (4-2)

Aug. 4	At Buffalo	W	27-10	38,338
Aug. 12	At Kansas City	L	14-24	78,190
Aug. 19	Denver	W	17-13	34,506
Aug. 24	At Houston	L	24-33	38,596
Sept. 2	At Green Bay	W	31-10	56,263
Sept. 9	Chicago Bears	W	33-14	48,112

## 1973 (2-3)

Aug. 11	At San Diego	W	17-13	40,447
Aug. 18	At Denver	L	17-38	39,088
Aug. 25	N.Y. Jets	W	13-10	41,040
Sept. 1	At Chicago Bears	L	20-31	55,701
Sept. 7	Kansas City	L	7-16	49,486

## 1974 (3-4)

July 27	Buffalo (At Canton, Ohio)	W	17-13	17,286
Aug. 3	Chicago (At Champaign, Ill.)	W	10-0	12,877
Aug. 10	Green Bay (At Milwaukee, Wis.)	L	0-13	43,000
Aug. 17	San Diego, (At Seattle, Wash.)	W	48-14	5,383
Aug. 23	N.Y. Jets	L	7-20	39,643
Aug. 31	Minnesota	L	10-14	38,040
Sept. 6	At Kansas City	L	16-31	46,067

## 1975 (3-3)

Aug. 9	At Kansas City	W	10-3	40,081
Aug. 16	N.Y. Jets	L	13-14	41,265
Aug. 23	Chicago (At Champaign, Ill.)	L	13-14	19,127
Aug. 30	San Diego	W	14-9	37,468
Sept. 6	At Minnesota	W	13-6	46,975
Sept. 14	At Denver	L	17-21	45,631

## 1976 (4-2)

July 31	N.Y. Jets	W	13-12	16,168
Aug. 7	Oakland (At Tempe, Ariz.)	L	9-20	33,216
Aug. 16	San Diego (At Tokyo)	W	20-10	38,000
Aug. 21	At Chicago Bears	W	20-14	55,755
Aug. 28	Denver	L	17-21	39,808
Sept. 3	Kansas City	W	31-14	42,997

## 1977 (1-5)

Aug. 6	Atlanta	L	0-3	24,667
Aug. 13	At Denver	L	7-15	44,001
Aug. 19	At Cleveland	L	10-19	31,308
Aug. 27	Cincinnati	L	9-33	44,876
Sept. 2	Chicago Bears	W	23-14	45,074
Sept. 10	At Kansas City	L	20-37	38,480

## 1978 (2-2)

Aug. 5	At Miami	L	7-28	46,657
Aug. 12	At Chicago Bears	W	26-14	52,732
Aug. 19	At Green Bay	L	17-23	50,423
Aug. 26	At Kansas City	W	12-7	40,884

## 1979 (2-2)

Aug. 2	At Houston	L	7-9	46,252
Aug. 9	Atlanta	W	42-17	39,705
Aug. 18	At Kansas City	L	3-20	43,214
Aug. 25	Chicago Bears	W	10-7	43,541



# HISTORY

## 1980 (2-2)

Aug. 9	At New Orleans	L	13-17	57,923
Aug. 16	At Tampa Bay	W	21-14	68,384
Aug. 23	Kansas City	L	10-20	41,687
Aug. 30	At Chicago Bears	W	21-13	56,866

## 1981 (3-1)

Aug. 8	At San Diego	W	12-10	49,234
Aug. 14	At Seattle	W	30-21	55,520
Aug. 22	At Kansas City	W	16-3	42,550
Aug. 29	Chicago Bears	L	27-31	48,793

## 1982 (1-3)

Aug. 13	At Seattle	L	0-14	55,525
Aug. 21	At San Francisco	L	13-16	51,931
Aug. 28	At Chicago Bears	W	10-3	62,078
Sept. 4	Kansas City	L	6-10	39,926

## 1983 (1-3)

Aug. 6	Minnesota (At London)	L	10-28	32,847
Aug. 13	Chicago Bears (OT)	W	27-24	31,375
Aug. 20	At Kansas City	L	16-17	34,070
Aug. 27	Green Bay	L	27-39	33,041

## 1984 (3-1)

Aug. 4	At Chicago Bears	W	19-10	34,399
Aug. 10	Kansas City	W	14-10	30,223
Aug. 17	At Seattle	L	7-17	53,772
Aug. 24	Minnesota	W	31-0	31,210

## 1985 (2-2)

Aug. 9	Chicago Bears	W	10-3	36,305
Aug. 15	At L.A. Rams	L	7-39	40,518
Aug. 23	Pittsburgh	W	14-6	36,237
Aug. 31	At Kansas City	L	13-17	38,618

## 1986 (2-3)

Aug. 2	New England (At Canton, OH)	L	16-21	22,739
Aug. 9	At Tampa Bay	W	26-10	31,550
Aug. 16	Kansas City	L	26-27	30,305
Aug. 23	At Chicago Bears	W	14-7	66,030
Aug. 29	At San Diego	L	17-24	44,744

## 1987 (2-2)

Aug. 15	At Cleveland	L	16-31	78,650
Aug. 22	Seattle	W	28-21	25,309
Aug. 31	At Chicago Bears	W	20-16	66,030
Sept. 6	Kansas City (OT) (At Memphis, Tenn.)	L	10-13	62,353

## 1988 (1-3)

Aug. 4	At Seattle	L	7-21	54,778
Aug. 12	New Orleans*	L	28-33	51,987
Aug. 21	Minnesota (OT)	L	16-19	46,249
Aug. 25	At Kansas City	W	41-21	36,883

\*First game in Arizona as Phoenix Cardinals

## 1989 (1-3)

Aug. 11	Seattle	L	10-16	37,158
Aug. 21	At L.A. Rams	L	20-23	39,666
Aug. 26	Cleveland	W	21-7	36,667
Sept. 1	At San Diego	L	20-21	41,453

## 1990 (0-4)

Aug. 11	Seattle	L	9-34	31,316
Aug. 18	Chicago	L	9-17	42,016
Aug. 25	At L.A. Rams	L	7-27	44,134
Aug. 31	At Denver	L	14-25	71,082

## 1991 (4-0)

Aug. 3	At Seattle	W	31-13	49,448
Aug. 11	At Chicago	W	12-10	55,513
Aug. 17	New England	W	46-0	51,070
Aug. 23	Denver	W	34-10	38,372

## 1992 (3-1)

Aug. 8	San Diego	W	35-14	28,298
Aug. 15	Chicago	W	20-17	47,026
Aug. 22	At Seattle	L	10-17	51,007
Aug. 26	At Denver	W	21-17	66,743

## 1993 (3-1)

Aug. 7	L.A. Rams	W	24-13	36,803
Aug. 14	At Chicago	W	11-10	51,748
Aug. 21	At San Diego	L	3-10	52,309
Aug. 27	Denver	W	34-9	44,207

## 1994 (1-3)

Aug. 5	San Francisco	W	17-7	61,619
Aug. 13	Chicago	L	0-16	52,502
Aug. 19	At Detroit	L	16-24	40,657
Aug. 25	At Denver	L	21-30	70,075

## 1995 (3-1)

Aug. 5	At Houston	W	16-13	39,899
Aug. 11	Kansas City	W	22-17	37,622
Aug. 20	At Chicago	W	17-16	52,116
Aug. 25	Cleveland	L	17-31	40,903

## 1996 (1-3)

Aug. 2	Oakland	L	3-26	36,869
Aug. 10	Cincinnati	W	13-10	22,490
Aug. 17	At San Diego	L	10-32	49,442
Aug. 23	At Atlanta	L	30-31	29,306

## 1997 (1-3)

Aug. 2	At Seattle	L	6-34	49,445
Aug. 8	At St. Louis	L	0-12	56,799
Aug. 17	At Chicago	L	10-22	22,331
Aug. 22	Oakland	W	15-13	30,584

## 1998 (2-2)

Aug. 7	At Detroit (OT)	L	10-13	46,331
Aug. 14	Chicago	W	27-24	30,983
Aug. 22	Seattle	L	24-31	32,683
Aug. 29	At Oakland	W	21-14	31,858

## 1999 (1-3)

Aug. 14	At Denver	L	7-38	67,941
Aug. 20	Tennessee	W	27-17	39,641
Aug. 28	At Seattle	L	7-41	66,277
Sept. 3	Oakland	L	7-43	42,076

## 2000 (1-3)

Aug. 5	Denver	L	17-31	37,781
Aug. 12	Seattle	W	21-3	34,774
Aug. 18	At Minnesota	L	17-35	63,563
Aug. 25	At San Diego	L	20-24	42,403

## 2001 (3-1)

Aug. 11	Oakland	L	7-10	33,482
Aug. 18	At Seattle (OT)	W	16-13	47,553
Aug. 25	At Chicago	W	24-20	66,944
Aug. 31	San Diego	W	16-3	27,301

## 2002 (3-1)

Aug. 10	At San Diego	W	24-17	39,537
Aug. 17	Green Bay	L	21-29	35,716
Aug. 24	Denver	L	13-19	26,736
Aug. 29	At Oakland	L	3-31	35,738

## 2003 (4-0)

Aug. 9	Dallas	W	13-0	23,838
Aug. 16	At San Diego	W	16-10	41,267
Aug. 22	Chicago	W	27-17	22,968
Aug. 28	At Minnesota	W	31-27	63,473

## 2004 (1-3)

Aug. 15	At Minnesota	L	6-23	63,658
Aug. 21	San Diego	L	13-38	23,654
Aug. 28	Oakland	L	16-17	35,070
Sept. 2	At Denver	W	33-21	71,986

## 2005 (3-1)

Aug. 13	Dallas	W	13-11	36,787
Aug. 20	At Kansas City	W	24-17	76,173
Aug. 26	At Oakland	W	17-16	36,408
Sept. 2	Denver	L	21-30	40,888

## 2006 (2-2)

Aug. 12	Pittsburgh	W	21-13	63,400
Aug. 19	At New England	L	3-30	68,756
Aug. 25	At Chicago	W	23-16	60,828
Aug. 31	Denver	L	23-29	62,937





## 2007 (0-4)

Aug. 11	At Oakland	L	23-27	39,911
Aug. 18	Houston	L	20-33	64,405
Aug. 25	San Diego	L	31-33	64,216
Aug. 30	At Denver	L	3-21	73,282

## 2008 (2-2)

Aug. 7	New Orleans	L	10-24	63,109
Aug. 16	At Kansas City	W	27-17	70,203
Aug. 23	At Oakland	W	24-0	39,331
Aug. 29	Denver	L	14-28	63,215

## 2009 (0-4)

Aug. 13	At Pittsburgh	L	10-20	58,330
Aug. 22	San Diego	L	6-17	61,681
Aug. 28	Green Bay	L	37-44	61,753
Sept. 3	At Denver	L	0-19	72,088

## 2010 (3-1)

Aug. 14	Houston	W	19-16	61,489
Aug. 23	At Tennessee	L	10-24	69,143
Aug. 28	At Chicago	W	14-9	60,834
Sept. 2	Washington	W	20-10	61,509

## 2011 (2-2)

Aug. 11	At Oakland	W	24-18	25,699
Aug. 23	At Green Bay	L	20-28	67,688
Aug. 27	San Diego	L	31-34	60,041
Sept. 1	Denver	W	26-7	59,910

## 2012 (1-4)

Aug. 5	New Orleans (At Canton, Ohio)	L	10-17	18,100
Aug. 10	At Kansas City	L	17-27	64,212
Aug. 17	Oakland	W	31-27	59,605
Aug. 23	At Tennessee	L	27-32	69,143
Aug. 30	Denver	L	13-16	59,773

## 2013 (3-1)

Aug. 9	At Green Bay	W	17-0	73,738
Aug. 17	Dallas	W	12-7	59,698
Aug. 24	San Diego	L	7-24	59,773
Aug. 29	At Denver	W	32-24	75,465

## 2014 (1-3)

Aug. 9	Houston	W	32-0	60,540
Aug. 16	at Minnesota	L	28-30	51,763
Aug. 24	Cincinnati	L	13-19	60,580
Aug. 28	At San Diego	L	9-12	51,489

## 2015 (2-2)

Aug. 15	Kansas City	L	19-34	62,313
Aug. 22	San Diego	L	19-22	62,295
Aug. 30	At Oakland	W	30-23	50,500
Sept. 3	At Denver	W	22-20	75,032

## 2016 (1-3)

Aug. 12	Oakland	L	10-31	64,853
Aug. 19	At San Diego	L	3-19	46,524
Aug. 28	At Houston	L	24-34	71,515
Sept. 1	Denver	W	38-17	64,551

## 2017 (2-3)

Aug. 3	Dallas (At Canton, Ohio)	L	18-20	21,126
Aug. 12	Oakland	W	20-10	64,183
Aug. 19	Chicago	L	23-24	64,016
Aug. 26	At Atlanta	W	24-14	70,237
Aug. 31	At Denver	L	2-30	75,347

## 2018 (3-1)

Aug. 11	L.A. Chargers	W	24-17	61,328
Aug. 17	At New Orleans	W	20-15	73,065
Aug. 26	At Dallas	W	27-3	85,546
Aug. 30	Denver	L	10-21	61,661

## 2019 (1-3)

Aug. 8	L.A. Chargers	W	17-13	60,146
Aug. 15	Oakland	L	26-33	60,221
Aug. 24	At Minnesota	L	9-20	66,698
Aug. 29	At Denver	L	7-20	72,328

## 2020

Cancelled due to COVID-19 pandemic

## 2021 (1-1)

Aug. 13	Dallas	W	19-16	59,954
Aug. 20	Kansas City	L	10-17	56,271
Aug. 28	At New Orleans	Cancelled due to Hurricane Ida		

## 2022 (1-2)

Aug. 12	At Cincinnati	W	36-23	60,760
Aug. 21	Baltimore	L	17-24	60,924
Aug. 27	At Tennessee	L	23-26	63,004

## 2023 (2-1)

Aug. 11	Denver	W	18-17	61,717
Aug. 19	Kansas City	L	10-38	62,190
Aug. 26	At Minnesota	W	18-17	66,641

## PRESEASON RESULTS (1970-23)

Since 1970 • Team-By-Team

Opponent	W	L	T	Meeting	Opponent	W	L	T	Meeting	Opponent	W	L	T	Meeting	Opponent	W	L	T	Meeting
Atlanta	2	2	0	2017	Denver	10	19	0	2023	Minnesota	4	7	0	2023	San Francisco	1	1	0	1994
Baltimore	0	1	0	2022	Detroit	0	2	0	1998	New England	1	2	0	2006	Seattle	5	9	0	2001
Buffalo	2	0	0	1974	Green Bay	2	6	0	2013	New Orleans	1	4	0	2018	Tampa Bay	2	0	0	1986
Chicago	22	7	0	2017	Houston	2	2	0	2016	New York Jets	2	2	0	1976	Tennessee/Houston3	5	0	0	2022
Cincinnati	3	3	0	2022	Kansas City	10	15	1	2023	Oakland	8	9	0	2019	Washington	2	0	0	2010
Cleveland	2	3	0	1995	L.A./St. Louis	1	4	0	1997	Pittsburgh	2	1	0	2009					
Dallas	5	1	0	2021	Miami	0	1	0	1978	San Diego/L.A.	11	14	0	2019					

## STEVE SCHOENFELD MEMORIAL PRESS BOX



The press box at State Farm Stadium is named in honor of Steve Schoenfeld, who covered the team and the NFL for The Arizona Republic from 1988 until 2000 when he was killed by a hit-and-run driver.

Schoenfeld worked in Tulsa and Dallas before coming to Arizona and spent the last few months of his life covering the NFL for CBS SportsLine. A tough, but fair, reporter and an eloquent writer, he was president of the Pro Football Writers Association from 1997-99, and his untimely death stunned the league.

Steve was a loving family man as well. He was devoted to his wife, Robin, and was a loving son, brother and uncle. He cared deeply about his friends, and he seemed to have thousands of them.

Said Republic colleague and current sports columnist Kent Somers, "Steve never met a stranger. He not only knew everyone, he had phone numbers for them, too - and didn't hesitate to call them. It's fitting the press box is named in honor of Steve, because to him there was no better place to be on a Sunday afternoon."





## TEAM-BY-TEAM RESULTS

### ATLANTA FALCONS (18-16)

1966.....	Falcons	.....A	.....16-10
1968.....	Cardinals	.....H	.....17-12
1971.....	Cardinals	.....A	.....26-9
1973.....	Cardinals	.....A	.....32-10
1975.....	Cardinals	.....H	.....23-20
1978.....	Cardinals	.....H	.....42-21
1980.....	Falcons (OT)	.....H	.....33-27
1981.....	Falcons	.....A	.....41-20
1982.....	Cardinals	.....A	.....23-20
1986.....	Falcons	.....A	.....33-13
1987.....	Cardinals	.....A	.....34-21
1989.....	Cardinals	.....H	.....34-20
1990.....	Cardinals	.....A	.....24-13
1991.....	Cardinals	.....H	.....16-10
1992.....	Falcons	.....A	.....20-17
1993.....	Cardinals	.....A	.....27-10
1994.....	Falcons	.....A	.....10-6
1995.....	Cardinals (OT)	.....H	.....40-37
1997.....	Cardinals	.....H	.....29-26
1999.....	Falcons	.....A	.....37-14
2001.....	Falcons	.....H	.....34-14
2004.....	Falcons	.....A	.....6-3
2006.....	Falcons	.....A	.....32-10
2007.....	Cardinals (OT)	.....H	.....30-27
2008.....	Cardinals	.....H	.....*30-24
2010.....	Falcons	.....A	.....41-7
2012.....	Falcons	.....A	.....23-19
2013.....	Cardinals	.....H	.....27-13
2014.....	Falcons	.....A	.....29-18
2016.....	Falcons	.....A	.....38-19
2018.....	Falcons	.....A	.....40-14
2019.....	Cardinals	.....H	.....34-33
2022.....	Falcons	.....A	.....20-19
2023.....	Cardinals	.....H	.....25-23

\*Wild Card Playoff

### BALTIMORE RAVENS (2-6)

1997.....	Cardinals	.....A	.....16-13
2000.....	Ravens	.....H	.....13-7
2003.....	Ravens	.....H	.....26-18
2007.....	Ravens	.....A	.....26-23
2011.....	Ravens	.....A	.....30-27
2015.....	Cardinals	.....H	.....26-18
2019.....	Ravens	.....A	.....23-17
2023.....	Ravens	.....H	.....31-24

### BUFFALO BILLS (5-7)

1971.....	Cardinals	.....A	.....28-23
1975.....	Bills	.....H	.....32-14
1981.....	Cardinals	.....H	.....24-0
1984.....	Cardinals	.....H	.....37-7
1986.....	Bills	.....A	.....17-10
1990.....	Bills	.....A	.....45-14
1999.....	Bills	.....H	.....31-21
2004.....	Bills	.....A	.....38-14
2008.....	Cardinals	.....H	.....41-17
2012.....	Bills (OT)	.....H	.....19-16
2016.....	Bills	.....A	.....33-18
2020.....	Cardinals	.....H	.....32-30

### CAROLINA PANTHERS (6-14)

1995.....	Panthers	.....A	.....27-7
2001.....	Cardinals	.....A	.....30-7
2002.....	Cardinals	.....A	.....16-13
2003.....	Panthers	.....H	.....20-17
2004.....	Panthers	.....A	.....35-10
2005.....	Panthers	.....H	.....24-20
2007.....	Panthers	.....H	.....25-10
2008.....	Panthers	.....A	.....27-23
2008.....	Cardinals	.....A	.....*33-13
2009.....	Panthers	.....H	.....34-21
2010.....	Panthers	.....A	.....19-12
2011.....	Cardinals	.....H	.....28-21
2013.....	Cardinals	.....H	.....22-6

2014.....	Panthers	.....A	.....*27-16
2015.....	Panthers	.....A	.....*49-15
2016.....	Panthers	.....A	.....30-20
2019.....	Panthers	.....H	.....38-20
2020.....	Panthers	.....A	.....31-21
2021.....	Panthers	.....H	.....31-17
2022.....	Cardinals	.....A	.....26-16

\*Postseason Game

### CHICAGO BEARS (29-58-6)

1920.....	Cardinals	.....A	.....7-6
.....	Bears	.....H	.....10-0
1921.....	Tie	.....H	.....0-0
1922.....	Cardinals	.....H	.....6-0
.....	Cardinals	.....A	.....9-0
1923.....	Bears	.....A	.....3-0
1924.....	Bears	.....A	.....6-0
.....	Bears	.....H	.....21-0
1925.....	Cardinals	.....H	.....9-0
.....	Tie	.....A	.....0-0
1926.....	Bears	.....H	.....16-0
.....	Bears	.....A	.....10-0
.....	Tie	.....A	.....0-0
1927.....	Bears	.....H	.....9-0
.....	Cardinals	.....A	.....3-0
1928.....	Bears	.....H	.....15-0
.....	Bears	.....A	.....34-0
1929.....	Tie	.....A	.....0-0
.....	Cardinals	.....H	.....40-6
1930.....	Bears	.....H	.....32-6
.....	Bears	.....A	.....6-0
1931.....	Bears	.....A	.....26-13
.....	Bears	.....H	.....18-7
1932.....	Tie	.....A	.....0-0
.....	Bears	.....H	.....34-0
1933.....	Bears	.....H	.....12-9
.....	Bears	.....A	.....22-6
1934.....	Bears	.....A	.....20-0
.....	Bears	.....A	.....17-6
1935.....	Tie	.....A	.....7-7
.....	Bears	.....H	.....13-0
1936.....	Bears	.....A	.....7-3
.....	Cardinals	.....H	.....14-7
1937.....	Bears	.....A	.....16-7
.....	Bears	.....H	.....42-28
1938.....	Bears	.....H	.....16-13
.....	Bears	.....A	.....34-28
1938.....	Bears	.....A	.....44-7
.....	Bears	.....H	.....48-7
1940.....	Cardinals	.....H	.....21-7
.....	Bears	.....A	.....31-23
1941.....	Bears	.....A	.....53-7
.....	Bears	.....H	.....34-24
1942.....	Bears	.....A	.....41-14
.....	Bears	.....H	.....21-7
1943.....	Bears	.....A	.....20-0
.....	Bears	.....H	.....35-24
1945.....	Cardinals	.....A	.....16-7
.....	Bears	.....H	.....28-20
1946.....	Bears	.....H	.....34-17
.....	Cardinals	.....A	.....35-28
1947.....	Cardinals	.....H	.....31-7
.....	Cardinals	.....A	.....30-21
1948.....	Bears	.....H	.....28-17
.....	Cardinals	.....A	.....24-21
1949.....	Bears	.....H	.....17-7
.....	Bears	.....A	.....52-21
1950.....	Bears	.....A	.....27-6
.....	Cardinals	.....H	.....20-10
1951.....	Cardinals	.....H	.....28-14
.....	Cardinals	.....A	.....24-14
1952.....	Cardinals	.....H	.....21-10
.....	Bears	.....A	.....10-7
1953.....	Cardinals	.....A	.....24-17
1954.....	Bears	.....H	.....29-7
1955.....	Cardinals	.....H	.....53-14
1956.....	Bears	.....A	.....10-3
1957.....	Bears	.....H	.....14-6

1958.....	Bears	.....A	.....30-14
1959.....	Bears	.....H	.....31-7
1965.....	Bears	.....A	.....34-13
1966.....	Cardinals	.....H	.....24-17
1967.....	Bears	.....A	.....30-3
1969.....	Cardinals	.....H	.....20-17
1972.....	Bears	.....H	.....27-10
1975.....	Cardinals	.....A	.....34-20
1977.....	Cardinals	.....H	.....16-13
1978.....	Bears	.....A	.....17-10
1979.....	Bears	.....A	.....42-6
1982.....	Cardinals	.....A	.....10-7
1984.....	Cardinals	.....H	.....38-21
1990.....	Bears	.....H	.....31-21
1994.....	Bears (OT)	.....H	.....19-16
1998.....	Cardinals	.....H	.....20-7
2001.....	Bears	.....A	.....20-13
2003.....	Bears	.....A	.....28-3
2006.....	Bears	.....H	.....24-23
2009.....	Cardinals	.....A	.....41-21
2012.....	Bears	.....H	.....28-13
2015.....	Cardinals	.....A	.....48-23
2018.....	Bears	.....H	.....16-14
2021.....	Cardinals	.....A	.....33-22
2023.....	Bears	.....A	.....27-16

### CINCINNATI BENGALS (6-7)

1973.....	Bengals	.....A	.....42-24
1979.....	Bengals	.....A	.....34-28
1985.....	Cardinals	.....H	.....41-27
1988.....	Bengals	.....A	.....21-14
1994.....	Cardinals	.....H	.....28-7
1997.....	Bengals	.....A	.....24-21
2000.....	Bengals	.....A	.....24-13
2003.....	Cardinals	.....H	.....17-14
2007.....	Cardinals	.....A	.....35-27
2011.....	Bengals	.....A	.....23-16
2015.....	Cardinals	.....H	.....34-31
2019.....	Cardinals	.....A	.....26-23
2023.....	Bengals	.....H	.....34-20

### CLEVELAND BROWNS (16-34-3)

1950.....	Browns	.....A	.....34-24
.....	Browns	.....H	.....10-7
1951.....	Browns	.....H	.....34-17
.....	Browns	.....A	.....49-28
1952.....	Browns	.....A	.....28-13
.....	Browns	.....H	.....10-0
1953.....	Browns	.....H	.....27-7
.....	Browns	.....A	.....27-16
1954.....	Browns	.....A	.....31-7
.....	Browns	.....H	.....35-3
1955.....	Browns	.....H	.....26-20
.....	Browns	.....A	.....35-24
1956.....	Cardinals	.....H	.....9-7
.....	Cardinals	.....A	.....24-7
1957.....	Browns	.....H	.....17-7
.....	Browns	.....A	.....31-0
1958.....	Browns	.....A	.....35-28
.....	Browns	.....H	.....38-24
1959.....	Browns	.....H	.....34-7
.....	Browns	.....A	.....17-7
1960.....	Browns	.....A	.....28-27
.....	Tie	.....H	.....17-17
1961.....	Browns	.....A	.....20-17
.....	Browns	.....H	.....21-10
1962.....	Browns	.....H	.....34-7
.....	Browns	.....A	.....38-14
1963.....	Cardinals	.....A	.....20-14
.....	Browns	.....H	.....24-10
1964.....	Tie	.....A	.....33-33
.....	Cardinals	.....H	.....28-19
1965.....	Cardinals	.....A	.....49-13
.....	Browns	.....H	.....27-24
1966.....	Cardinals	.....A	.....34-28
.....	Browns	.....H	.....38-10
1967.....	Browns	.....A	.....20-16



.....	Browns.....	H.....	20-16
1968.....	Cardinals.....	A.....	27-21
.....	Cardinals.....	H.....	27-16
1969.....	Tie.....	A.....	21-21
.....	Browns.....	H.....	27-21
1974.....	Cardinals.....	H.....	29-7
1979.....	Browns.....	H.....	38-20
1985.....	Cardinals (OT).....	A.....	27-24
1988.....	Browns.....	H.....	29-21
1994.....	Browns.....	A.....	32-0
2000.....	Cardinals.....	H.....	29-21
2003.....	Browns.....	A.....	44-6
2007.....	Cardinals.....	H.....	27-21
2011.....	Cardinals (OT).....	H.....	20-17
2015.....	Cardinals.....	A.....	34-20
2019.....	Cardinals.....	H.....	38-24
2021.....	Cardinals.....	A.....	37-14
2023.....	Browns.....	A.....	27-0

### DALLAS COWBOYS (35-56-1)

1960.....	Cardinals.....	H.....	12-10
1961.....	Cardinals.....	A.....	31-17
.....	Cardinals.....	H.....	31-13
1962.....	Cardinals.....	A.....	28-24
.....	Cardinals.....	H.....	52-20
1963.....	Cardinals.....	A.....	34-7
.....	Cowboys.....	H.....	28-24
1964.....	Cardinals.....	A.....	16-6
.....	Cowboys.....	H.....	31-13
1965.....	Cardinals.....	H.....	20-13
.....	Cowboys.....	A.....	27-13
1966.....	Tie.....	H.....	10-10
.....	Cowboys.....	A.....	31-17
1967.....	Cowboys.....	A.....	46-21
1968.....	Cowboys.....	H.....	27-10
1969.....	Cowboys.....	A.....	24-3
1970.....	Cardinals.....	H.....	20-7
.....	Cardinals.....	A.....	38-0
1971.....	Cowboys.....	H.....	16-13
.....	Cowboys.....	A.....	31-13
1972.....	Cowboys.....	A.....	33-24
.....	Cowboys.....	H.....	27-6
1973.....	Cowboys.....	A.....	45-10
.....	Cowboys.....	H.....	30-3
1974.....	Cardinals.....	H.....	31-28
.....	Cowboys.....	A.....	17-14
1975.....	Cowboys (OT).....	A.....	37-31
.....	Cardinals.....	H.....	31-17
1976.....	Cardinals.....	H.....	21-17
.....	Cowboys.....	A.....	19-14
1977.....	Cowboys.....	H.....	30-24
.....	Cardinals.....	A.....	24-17
1978.....	Cowboys.....	A.....	21-12
.....	Cowboys (OT).....	H.....	24-21
1979.....	Cowboys.....	H.....	22-21
.....	Cowboys.....	A.....	22-13
1980.....	Cowboys.....	H.....	27-24
.....	Cowboys.....	A.....	31-21
1981.....	Cowboys.....	A.....	30-17
.....	Cardinals.....	H.....	20-17
1982.....	Cowboys.....	H.....	24-7
1983.....	Cowboys.....	H.....	34-17
.....	Cowboys.....	A.....	35-14
1984.....	Cardinals.....	A.....	31-20
.....	Cowboys.....	H.....	24-17
1985.....	Cardinals.....	H.....	21-10
.....	Cowboys.....	A.....	35-17
1986.....	Cowboys.....	H.....	31-7
.....	Cowboys.....	A.....	37-6
1987.....	Cardinals.....	H.....	24-13
.....	Cowboys.....	A.....	21-16
1988.....	Cowboys.....	H.....	*17-14
.....	Cardinals.....	A.....	16-10
1989.....	Cardinals.....	A.....	19-10
.....	Cardinals.....	H.....	24-20
1990.....	Cardinals.....	H.....	20-3
.....	Cowboys.....	A.....	41-10
1991.....	Cowboys.....	H.....	17-9
.....	Cowboys.....	A.....	27-7
1992.....	Cowboys.....	A.....	31-20

.....	Cowboys.....	H.....	16-10
1993.....	Cowboys.....	H.....	17-10
.....	Cowboys.....	A.....	20-15
1994.....	Cowboys.....	A.....	38-3
.....	Cowboys.....	H.....	28-21
1995.....	Cowboys.....	A.....	34-20
.....	Cowboys.....	H.....	37-13
1996.....	Cowboys.....	A.....	17-3
.....	Cowboys.....	H.....	10-6
1997.....	Cardinals (OT).....	H.....	25-22
.....	Cowboys.....	A.....	24-6
1998.....	Cowboys.....	A.....	38-10
.....	Cowboys.....	H.....	35-28
.....	Cardinals.....	A.....	**20-7
1999.....	Cowboys.....	A.....	35-7
.....	Cardinals.....	H.....	13-9
2000.....	Cardinals.....	H.....	32-31
.....	Cowboys.....	A.....	48-7
2001.....	Cowboys.....	A.....	17-3
.....	Cardinals.....	H.....	17-10
2002.....	Cardinals.....	H.....	9-6
2003.....	Cowboys.....	A.....	24-7
2005.....	Cowboys.....	A.....	34-13
2006.....	Cowboys.....	H.....	27-10
2008.....	Cardinals (OT).....	H.....	30-24
2010.....	Cardinals.....	H.....	27-26
2011.....	Cardinals (OT).....	H.....	19-13
2014.....	Cardinals.....	A.....	28-17
2017.....	Cowboys.....	H.....	28-17
2020.....	Cardinals.....	A.....	38-10
2021.....	Cardinals.....	A.....	25-22
2023.....	Cardinals.....	H.....	28-16

\*First regular-season game in Arizona

\*\*Wild Card Playoff

### DENVER BRONCOS (1-10-1)

1973.....	Tie.....	H.....	17-17
1977.....	Broncos.....	A.....	7-0
1989.....	Broncos.....	H.....	37-0
1991.....	Broncos.....	A.....	24-19
1995.....	Broncos.....	A.....	38-6
2001.....	Broncos.....	H.....	38-17
2002.....	Broncos.....	A.....	37-7
2006.....	Broncos.....	H.....	37-20
2010.....	Cardinals.....	H.....	43-13
2014.....	Broncos.....	A.....	41-20
2018.....	Broncos.....	H.....	45-10
2022.....	Broncos.....	A.....	24-15

### DETROIT LIONS (28-35-6)

1930.....	Tie.....	A.....	0-0
.....	Cardinals.....	H.....	23-0
1931.....	Spartans.....	A.....	13-3
.....	Cardinals.....	H.....	20-19
1932.....	Tie.....	A.....	7-7
1933.....	Spartans.....	A.....	7-6
1934.....	Lions.....	A.....	6-0
.....	Lions.....	H.....	17-13
1935.....	Tie.....	A.....	10-10
.....	Lions.....	H.....	7-6
1936.....	Lions.....	A.....	39-0
.....	Lions.....	H.....	14-7
1937.....	Lions.....	A.....	16-7
.....	Lions.....	H.....	16-7
1938.....	Lions.....	A.....	10-0
.....	Lions.....	H.....	7-3
1939.....	Lions.....	A.....	21-13
.....	Lions.....	H.....	17-3
1940.....	Tie.....	H.....	0-0
.....	Lions.....	A.....	43-14
1941.....	Tie.....	H.....	14-14
.....	Lions.....	A.....	21-3
1942.....	Cardinals.....	H.....	13-0
.....	Cardinals.....	A.....	7-0
1943.....	Lions.....	A.....	35-17
.....	Lions.....	H.....	7-0
1944.....	Lions.....	H.....	27-6
.....	Lions.....	A.....	21-7
1945.....	Lions.....	H.....	10-0

.....	Lions.....	A.....	26-0
1946.....	Cardinals.....	H.....	34-14
.....	Cardinals.....	A.....	36-14
1947.....	Cardinals.....	H.....	45-21
.....	Cardinals.....	A.....	17-7
1948.....	Cardinals.....	H.....	56-20
.....	Cardinals.....	A.....	28-14
1949.....	Lions.....	H.....	24-7
.....	Cardinals.....	A.....	42-19
1959.....	Lions.....	A.....	45-21
1961.....	Lions.....	H.....	45-14
1967.....	Cardinals.....	H.....	38-28
1969.....	Lions.....	A.....	20-0
1970.....	Lions.....	A.....	16-3
1973.....	Lions.....	H.....	20-16
1975.....	Cardinals.....	A.....	24-13
1978.....	Cardinals.....	H.....	21-14
1980.....	Lions.....	A.....	20-7
.....	Cardinals.....	H.....	24-23
1989.....	Cardinals.....	A.....	16-13
1993.....	Lions.....	A.....	26-20
.....	Lions.....	H.....	21-14
1995.....	Cardinals.....	A.....	20-17
1998.....	Cardinals.....	A.....	17-15
1999.....	Cardinals.....	H.....	23-19
2001.....	Cardinals.....	H.....	45-38
2002.....	Cardinals.....	H.....	23-20
2003.....	Lions.....	A.....	42-24
2004.....	Lions.....	A.....	26-12
2005.....	Lions.....	A.....	29-21
2006.....	Cardinals.....	H.....	17-10
2007.....	Cardinals.....	H.....	31-21
2009.....	Cardinals.....	A.....	31-24
2012.....	Cardinals.....	H.....	38-10
2013.....	Cardinals.....	H.....	25-21
2014.....	Cardinals.....	H.....	14-6
2015.....	Cardinals.....	A.....	42-17
2017.....	Lions.....	A.....	35-23
2018.....	Lions.....	H.....	17-3
2019.....	Tie (OT).....	H.....	27-27
2020.....	Lions.....	H.....	26-23
2021.....	Lions.....	A.....	30-12

### GREEN BAY PACKERS (26-46-4)

1921.....	Tie.....	H.....	3-3
1922.....	Cardinals.....	H.....	16-3
1924.....	Cardinals.....	H.....	3-0
1925.....	Cardinals.....	H.....	9-6
1926.....	Cardinals.....	A.....	13-7
.....	Packers.....	H.....	3-0
1927.....	Packers.....	A.....	13-0
.....	Tie.....	H.....	6-6
1928.....	Packers.....	A.....	20-0
1929.....	Packers.....	A.....	9-2
.....	Packers.....	H.....	7-6
.....	Packers.....	H.....	12-0
1930.....	Packers.....	A.....	14-0
.....	Cardinals.....	H.....	13-6
1931.....	Packers.....	A.....	26-7
.....	Cardinals.....	H.....	21-13
1932.....	Packers.....	A.....	15-7
.....	Packers.....	H.....	19-9
1933.....	Packers.....	H.....	14-6
1934.....	Packers.....	A.....	15-0
.....	Cardinals.....	A.....	9-0
.....	Cardinals.....	H.....	6-0
1935.....	Cardinals.....	A.....	7-6
.....	Cardinals.....	A.....	3-0
.....	Cardinals.....	H.....	9-7
1936.....	Packers.....	A.....	10-7
.....	Packers.....	A.....	24-0
.....	Tie.....	H.....	0-0
1937.....	Cardinals.....	A.....	14-7
.....	Packers.....	A.....	34-13
1938.....	Packers.....	A.....	28-7
.....	Packers.....	H.....	24-22
1939.....	Packers.....	A.....	14-10
.....	Packers.....	A.....	27-20
1940.....	Packers.....	A.....	31-6
.....	Packers.....	H.....	28-7





1941	..... Packers	..... A	..... 14-13
	..... Packers	..... A	..... 17-9
1942	..... Packers	..... H	..... 17-13
	..... Packers	..... A	..... 55-24
1943	..... Packers	..... H	..... 28-7
	..... Packers	..... A	..... 35-14
1945	..... Packers	..... A	..... 33-14
1946	..... Packers	..... H	..... 19-7
	..... Cardinals	..... A	..... 24-6
1947	..... Cardinals	..... A	..... 14-10
	..... Cardinals	..... H	..... 21-20
1948	..... Cardinals	..... A	..... 17-7
	..... Cardinals	..... H	..... 42-7
1949	..... Cardinals	..... A	..... 39-17
	..... Cardinals	..... H	..... 41-21
1955	..... Packers	..... A	..... 31-14
1956	..... Packers	..... H	..... 24-21
1962	..... Packers	..... A	..... 17-0
1963	..... Packers	..... H	..... 30-7
1967	..... Packers	..... H	..... 31-23
1969	..... Packers	..... A	..... 45-28
1971	..... Tie	..... H	..... 16-16
1973	..... Packers	..... A	..... 25-21
1976	..... Cardinals	..... H	..... 29-0
1982	..... Packers	..... A	..... +41-16
1984	..... Packers	..... A	..... 24-23
1985	..... Cardinals	..... H	..... 43-28
1988	..... Packers	..... H	..... 26-17
1990	..... Packers	..... H	..... 24-21
1999	..... Packers	..... A	..... 49-24
2000	..... Packers	..... H	..... 29-3
2003	..... Cardinals	..... H	..... 20-13
2006	..... Packers	..... A	..... 31-14
2009	..... Packers	..... H	..... 33-7
	..... Cardinals (OT)	..... H	..... *51-45
2012	..... Packers	..... A	..... 31-17
2015	..... Cardinals	..... H	..... 38-8
2015	..... Cardinals (OT)	..... H	..... *26-20
2018	..... Cardinals	..... A	..... 20-17
2021	..... Packers	..... H	..... 24-21
	+First Round, Super Bowl Tournament		
	*Postseason Game		

### HOUSTON TEXANS (3-3)

2005	..... Texans	..... A	..... 30-19
2009	..... Cardinals	..... H	..... 28-21
2013	..... Cardinals	..... H	..... 27-24
2017	..... Texans	..... A	..... 31-21
2021	..... Cardinals	..... H	..... 31-5
2023	..... Texans	..... A	..... 21-16

### INDIANAPOLIS COLTS (8-9)

1961	..... Colts	..... A	..... 16-0
1964	..... Colts	..... A	..... 47-27
1968	..... Colts	..... A	..... 27-0
1972	..... Cardinals	..... A	..... 10-3
1976	..... Cardinals	..... H	..... 24-17
1978	..... Colts	..... H	..... 30-17
1980	..... Cardinals	..... A	..... 17-10
1981	..... Cardinals	..... A	..... 35-24
1984	..... Cardinals	..... A	..... 34-33
1990	..... Cardinals	..... H	..... 20-17
1992	..... Colts	..... A	..... 16-13
1996	..... Colts	..... A	..... 20-13
2005	..... Colts	..... A	..... 17-13
2009	..... Colts	..... H	..... 31-10
2013	..... Cardinals	..... H	..... 40-11
2017	..... Cardinals (OT)	..... A	..... 16-13
2021	..... Colts	..... H	..... 22-16

### JACKSONVILLE JAGUARS (4-2)

2000	..... Jaguars	..... A	..... 44-10
2005	..... Jaguars	..... H	..... 24-17
2009	..... Cardinals	..... A	..... 31-17
2013	..... Cardinals	..... A	..... 27-14
2017	..... Cardinals	..... H	..... 27-24
2021	..... Cardinals	..... A	..... 31-18

### KANSAS CITY CHIEFS (3-10-1)

1970	..... Tie	..... A	..... 6-6
1974	..... Chiefs	..... H	..... 17-13
1980	..... Chiefs	..... H	..... 21-13
1983	..... Chiefs	..... A	..... 38-14
1986	..... Cardinals	..... H	..... 23-14
1995	..... Chiefs	..... H	..... 24-3
1998	..... Chiefs	..... A	..... 34-24
2001	..... Cardinals	..... H	..... 24-16
2002	..... Chiefs	..... A	..... 49-0
2006	..... Chiefs	..... H	..... 23-20
2010	..... Chiefs	..... A	..... 31-13
2014	..... Cardinals	..... H	..... 17-14
2018	..... Chiefs	..... A	..... 26-14
2022	..... Chiefs	..... H	..... 44-21

### LOS ANGELES CHARGERS (4-11)

1971	..... Chargers	..... A	..... 20-17
1976	..... Chargers	..... A	..... 43-24
1983	..... Cardinals	..... H	..... 44-14
1987	..... Chargers	..... A	..... 28-24
1989	..... Chargers	..... H	..... 24-13
1992	..... Chargers	..... H	..... 27-21
1995	..... Chargers	..... A	..... 28-25
1998	..... Cardinals	..... H	..... 16-13
2001	..... Cardinals	..... A	..... 20-17
2002	..... Chargers	..... H	..... 23-15
2006	..... Chargers	..... A	..... 27-20
2010	..... Chargers	..... A	..... 41-10
2014	..... Cardinals	..... H	..... 18-17
2018	..... Chargers	..... A	..... 45-10
2022	..... Chargers	..... H	..... 25-24

### LOS ANGELES RAMS (40-50-2)

1937	..... Cardinals	..... A	..... 6-0
	..... Cardinals	..... H	..... 13-7
1938	..... Cardinals	..... A	..... 7-6
	..... Cardinals	..... H	..... 31-17
1939	..... Rams	..... H	..... 24-0
	..... Rams	..... A	..... 14-0
1940	..... Rams	..... A	..... 26-14
	..... Cardinals	..... H	..... 17-7
1941	..... Rams	..... A	..... 10-6
	..... Cardinals	..... H	..... 7-0
1942	..... Cardinals	..... H	..... 7-0
	..... Rams	..... A	..... 7-3
1945	..... Rams	..... A	..... 21-0
	..... Rams	..... H	..... 35-21
1946	..... Cardinals	..... H	..... 34-10
	..... Rams	..... A	..... 17-14
1947	..... Rams	..... A	..... 27-7
	..... Cardinals	..... H	..... 17-10
1948	..... Cardinals	..... A	..... 27-22
	..... Cardinals	..... H	..... 27-24
1949	..... Tie	..... H	..... 28-28
	..... Cardinals	..... A	..... 31-27
1951	..... Rams	..... A	..... 45-21
1953	..... Tie	..... H	..... 24-24
1954	..... Rams	..... A	..... 28-17
1958	..... Rams	..... H	..... 20-14
1960	..... Cardinals	..... A	..... 43-21
1965	..... Rams	..... H	..... 27-3
1968	..... Rams	..... H	..... 24-13
1970	..... Rams	..... A	..... 34-13
1972	..... Cardinals	..... H	..... 24-14
1975	..... Rams	..... A	..... *35-23
1976	..... Cardinals	..... A	..... 30-28
1979	..... Rams	..... A	..... 21-0
1980	..... Rams	..... H	..... 21-13
1984	..... Rams	..... H	..... 16-13
1985	..... Rams	..... A	..... 46-14
1986	..... Rams	..... H	..... 16-10
1987	..... Rams	..... H	..... 27-24
1988	..... Cardinals	..... A	..... 41-27
1989	..... Rams	..... A	..... 37-14
1991	..... Cardinals	..... A	..... 24-14

1992	..... Cardinals	..... A	..... 20-14
1993	..... Cardinals	..... H	..... 38-10
1994	..... Rams	..... A	..... 14-12
1996	..... Cardinals (OT)	..... H	..... 31-28
1998	..... Cardinals	..... A	..... 20-17
2002	..... Rams	..... H	..... 27-14
	..... Rams	..... A	..... 30-28
2003	..... Rams	..... A	..... 37-13
	..... Rams (OT)	..... H	..... 30-27
2004	..... Rams	..... A	..... 17-10
	..... Cardinals	..... H	..... 31-7
2005	..... Rams	..... H	..... 17-12
	..... Cardinals	..... A	..... 38-28
2006	..... Rams	..... H	..... 16-14
	..... Cardinals	..... A	..... 34-20
2007	..... Cardinals	..... A	..... 34-31
	..... Cardinals	..... H	..... 48-19
2008	..... Cardinals	..... A	..... 34-13
	..... Cardinals	..... H	..... 34-10
2009	..... Cardinals	..... A	..... 21-13
	..... Cardinals	..... H	..... 31-10
2010	..... Cardinals	..... A	..... 17-13
	..... Rams	..... H	..... 19-6
2011	..... Cardinals (OT)	..... H	..... 19-13
	..... Cardinals	..... A	..... 23-20
2012	..... Rams	..... A	..... 17-3
	..... Rams	..... H	..... 31-17
2013	..... Rams	..... A	..... 27-24
	..... Cardinals	..... H	..... 30-10
2014	..... Cardinals	..... H	..... 31-14
	..... Cardinals	..... A	..... 12-6
2015	..... Rams	..... H	..... 24-22
	..... Cardinals	..... A	..... 27-3
2016	..... Rams	..... H	..... 17-13
	..... Cardinals	..... A	..... 44-6
2017	..... Rams	..... A	..... #33-0
	..... Rams	..... H	..... 32-16
2018	..... Rams	..... A	..... 34-0
	..... Rams	..... H	..... 31-9
2019	..... Rams	..... H	..... 34-7
	..... Rams	..... A	..... 31-24
2020	..... Rams	..... H	..... 38-28
	..... Rams	..... A	..... 18-7
2021	..... Cardinals	..... A	..... 37-20
	..... Rams	..... H	..... 30-23
	..... Rams	..... A	..... *34-11
2022	..... Rams	..... H	..... 20-12
	..... Cardinals	..... A	..... 27-17
2023	..... Rams	..... A	..... 26-9
	..... Rams	..... H	..... 37-14
	*Postseason Game #London		

### LAS VEGAS RAIDERS (5-6)

1973	..... Raiders	..... H	..... 17-10
1983	..... Cardinals	..... A	..... 34-24
1989	..... Raiders	..... A	..... 16-14
1998	..... Raiders	..... H	..... 23-20
2001	..... Cardinals (OT)	..... A	..... 34-31
2002	..... Raiders	..... H	..... 41-20
2006	..... Raiders	..... A	..... 22-9
2010	..... Cardinals	..... H	..... 24-23
2014	..... Cardinals	..... A	..... 24-13
2018	..... Raiders	..... H	..... 23-21
2022	..... Cardinals (OT)	..... A	..... 29-23

### MIAMI DOLPHINS (3-10)

1972	..... Dolphins	..... A	..... 31-10
1977	..... Dolphins	..... H	..... 55-14
1978	..... Dolphins	..... A	..... 24-10
1981	..... Dolphins	..... H	..... 20-7
1984	..... Dolphins	..... H	..... 36-28
1990	..... Dolphins	..... A	..... 23-3
1996	..... Dolphins	..... H	..... 38-10
1999	..... Dolphins	..... A	..... 19-16
2004	..... Cardinals	..... A	..... 24-23
2008	..... Cardinals	..... H	..... 31-10
2012	..... Cardinals (OT)	..... H	..... 24-21
2016	..... Dolphins	..... A	..... 26-23
2020	..... Dolphins	..... H	..... 34-31



## MINNESOTA VIKINGS (12-17)

1963.....	Cardinals.....	A.....	56-14
1967.....	Cardinals.....	A.....	34-24
1969.....	Vikings.....	H.....	27-10
1972.....	Cardinals.....	A.....	19-17
1974.....	Vikings.....	H.....	28-24
.....	Vikings.....	A.....	*30-14
1977.....	Cardinals.....	A.....	27-7
1979.....	Cardinals.....	H.....	37-7
1981.....	Cardinals.....	H.....	30-17
1983.....	Cardinals.....	H.....	41-31
1991.....	Vikings.....	A.....	34-7
.....	Vikings.....	H.....	28-0
1994.....	Cardinals.....	H.....	17-7
1995.....	Vikings (OT).....	H.....	30-24
1996.....	Vikings.....	A.....	41-17
1997.....	Vikings.....	H.....	20-19
1998.....	Vikings.....	A.....	*41-21
2000.....	Vikings.....	A.....	31-14
2003.....	Cardinals.....	H.....	18-17
2006.....	Vikings.....	A.....	31-26
2008.....	Vikings.....	H.....	35-14
2009.....	Cardinals.....	H.....	30-17
2010.....	Vikings (OT).....	A.....	27-24
2011.....	Vikings.....	A.....	34-10
2012.....	Vikings.....	A.....	21-14
2015.....	Cardinals.....	H.....	23-20
2016.....	Vikings.....	A.....	30-24
2018.....	Vikings.....	A.....	27-17
2021.....	Cardinals.....	H.....	34-33
2022.....	Vikings.....	A.....	34-26

\*NFC Divisional Playoff

## NEW ENGLAND PATRIOTS (7-9)

1970.....	Cardinals.....	H.....	31-0
1975.....	Cardinals.....	H.....	24-17
1978.....	Patriots.....	H.....	16-6
1981.....	Cardinals.....	A.....	27-20
1984.....	Cardinals.....	A.....	33-10
1990.....	Cardinals.....	H.....	34-14
1991.....	Cardinals.....	H.....	24-10
1993.....	Patriots.....	H.....	23-21
1996.....	Patriots.....	A.....	31-0
1999.....	Patriots.....	H.....	27-3
2004.....	Patriots.....	H.....	23-12
2008.....	Patriots.....	A.....	47-7
2012.....	Cardinals.....	A.....	20-18
2016.....	Patriots.....	H.....	23-21
2020.....	Patriots.....	A.....	20-17
2022.....	Patriots.....	H.....	27-13

## NEW ORLEANS SAINTS (16-16)

1967.....	Cardinals.....	H.....	31-20
1968.....	Cardinals.....	A.....	21-20
.....	Cardinals.....	H.....	31-17
1969.....	Saints.....	H.....	51-42
1970.....	Cardinals.....	H.....	24-17
1974.....	Saints.....	A.....	14-0
1977.....	Cardinals.....	H.....	49-31
1980.....	Cardinals.....	A.....	40-7
1981.....	Cardinals.....	H.....	30-3
1982.....	Cardinals.....	A.....	21-7
1983.....	Saints.....	A.....	28-17
1984.....	Saints.....	A.....	34-24
1985.....	Cardinals.....	H.....	28-16
1986.....	Saints.....	H.....	16-7
1987.....	Cardinals.....	H.....	24-19
1990.....	Saints.....	A.....	28-7
1991.....	Saints.....	H.....	27-3
1992.....	Saints.....	H.....	30-21
1993.....	Saints.....	H.....	20-17
1996.....	Cardinals.....	A.....	28-14
1997.....	Saints.....	A.....	27-10
1998.....	Cardinals.....	H.....	19-17
2000.....	Saints.....	H.....	21-10
2004.....	Cardinals.....	H.....	34-10

2007.....	Saints.....	A.....	31-24
2009.....	Saints.....	A.....	*45-14
2010.....	Cardinals.....	H.....	30-20
2013.....	Saints.....	A.....	31-7
2015.....	Cardinals.....	H.....	31-19
2016.....	Saints.....	H.....	48-41
2019.....	Saints.....	A.....	31-9
2022.....	Cardinals.....	H.....	42-34

\*Divisional Playoff Game

## NEW YORK GIANTS (46-81-2)

1926.....	Giants.....	A.....	20-0
1927.....	Giants.....	A.....	28-7
1929.....	Giants.....	A.....	24-21
1930.....	Giants.....	A.....	25-12
.....	Giants.....	H.....	13-7
1935.....	Cardinals.....	A.....	14-13
1936.....	Giants.....	A.....	14-6
1938.....	Giants.....	A.....	6-0
1939.....	Giants.....	A.....	17-7
1941.....	Cardinals.....	A.....	10-7
1942.....	Giants.....	A.....	21-7
1943.....	Giants.....	A.....	24-13
1946.....	Giants.....	A.....	28-24
1947.....	Giants.....	A.....	35-31
1948.....	Cardinals.....	A.....	63-35
1949.....	Giants.....	H.....	41-38
1950.....	Cardinals.....	H.....	17-3
.....	Giants.....	A.....	51-21
1951.....	Giants.....	A.....	28-17
.....	Giants.....	H.....	10-0
1952.....	Cardinals.....	A.....	24-23
.....	Giants.....	H.....	28-6
1953.....	Giants.....	A.....	21-7
.....	Giants.....	H.....	23-20
1954.....	Giants.....	H.....	41-10
.....	Giants.....	A.....	31-17
1955.....	Cardinals.....	H.....	28-17
.....	Giants.....	A.....	10-0
1956.....	Cardinals.....	H.....	35-27
.....	Giants.....	A.....	23-10
1957.....	Giants.....	A.....	27-14
.....	Giants.....	H.....	28-21
1958.....	Giants.....	H.....	37-7
.....	Cardinals.....	A.....	23-6
1959.....	Giants.....	A.....	9-3
.....	Giants.....	H.....	30-20
1960.....	Giants.....	H.....	35-14
.....	Cardinals.....	A.....	20-13
1961.....	Cardinals.....	A.....	21-10
.....	Giants.....	H.....	24-9
1962.....	Giants.....	H.....	31-14
.....	Giants.....	A.....	31-28
1963.....	Giants.....	H.....	38-21
.....	Cardinals.....	A.....	24-17
1964.....	Giants.....	A.....	34-17
.....	Tie.....	H.....	10-10
1965.....	Giants.....	A.....	14-10
.....	Giants.....	H.....	28-15
1966.....	Cardinals.....	H.....	24-19
.....	Cardinals.....	A.....	20-17
1967.....	Giants.....	H.....	37-20
.....	Giants.....	A.....	37-14
1968.....	Cardinals.....	A.....	28-21
1969.....	Cardinals.....	H.....	42-17
.....	Giants.....	A.....	49-6
1970.....	Giants.....	A.....	35-17
.....	Giants.....	H.....	34-17
1971.....	Giants.....	H.....	21-20
.....	Cardinals.....	A.....	24-7
1972.....	Giants.....	A.....	27-21
.....	Giants.....	H.....	13-7
1973.....	Cardinals.....	H.....	35-27
.....	Giants.....	A.....	24-13
1974.....	Cardinals.....	A.....	23-21
.....	Cardinals.....	H.....	26-14
1975.....	Cardinals.....	H.....	26-14
.....	Cardinals.....	A.....	20-13
1976.....	Cardinals.....	H.....	27-21

.....	Cardinals.....	A.....	17-14
1977.....	Cardinals.....	H.....	28-0
.....	Giants.....	A.....	27-7
1978.....	Cardinals.....	H.....	20-10
.....	Giants.....	A.....	17-0
1979.....	Cardinals.....	A.....	27-14
.....	Cardinals.....	H.....	29-20
1980.....	Giants.....	H.....	41-35
.....	Cardinals.....	A.....	23-7
1981.....	Giants.....	A.....	34-14
.....	Giants.....	H.....	20-10
1982.....	Cardinals.....	H.....	24-21
1983.....	Tie (OT).....	H.....	20-20
.....	Cardinals.....	A.....	10-6
1984.....	Giants.....	A.....	16-10
.....	Cardinals.....	H.....	31-21
1985.....	Giants.....	A.....	27-17
.....	Giants.....	H.....	34-3
1986.....	Giants.....	H.....	13-6
.....	Giants.....	A.....	27-7
1987.....	Giants.....	A.....	30-7
.....	Cardinals.....	H.....	27-24
1988.....	Cardinals.....	H.....	24-17
.....	Giants.....	A.....	44-7
1989.....	Giants.....	A.....	35-7
.....	Giants.....	H.....	20-13
1990.....	Giants.....	A.....	20-19
.....	Giants.....	H.....	24-21
1991.....	Giants.....	A.....	20-9
.....	Giants.....	H.....	21-14
1992.....	Giants.....	A.....	31-21
.....	Cardinals.....	H.....	19-0
1993.....	Giants.....	A.....	19-17
.....	Cardinals.....	H.....	16-7
1994.....	Giants.....	H.....	20-17
.....	Cardinals.....	A.....	10-9
1995.....	Giants (OT).....	A.....	27-21
.....	Giants.....	H.....	10-6
1996.....	Giants.....	A.....	16-8
.....	Cardinals.....	H.....	31-23
1997.....	Giants.....	H.....	27-13
.....	Giants.....	A.....	19-10
1998.....	Giants.....	A.....	34-7
.....	Giants.....	H.....	23-19
1999.....	Cardinals.....	H.....	14-3
.....	Cardinals.....	A.....	34-24
2000.....	Giants.....	A.....	33-14
.....	Giants.....	H.....	31-7
2001.....	Giants.....	H.....	17-10
.....	Giants.....	A.....	17-13
2002.....	Cardinals.....	H.....	21-7
2004.....	Cardinals.....	H.....	17-14
2005.....	Giants.....	A.....	42-19
2008.....	Giants.....	H.....	37-29
2009.....	Cardinals.....	A.....	24-17
2011.....	Cardinals.....	H.....	31-27
2014.....	Cardinals.....	A.....	25-14
2017.....	Cardinals.....	H.....	23-0
2019.....	Cardinals.....	A.....	27-21
2020.....	Cardinals.....	A.....	26-7
2023.....	Giants.....	H.....	31-28

## NEW YORK JETS (4-6)

1971.....	Cardinals.....	H.....	17-10
1975.....	Cardinals.....	A.....	37-6
1978.....	Jets.....	A.....	23-10
1996.....	Jets.....	H.....	31-21
1999.....	Jets.....	A.....	12-7
2004.....	Jets.....	H.....	13-3
2008.....	Jets.....	A.....	56-35
2012.....	Jets.....	A.....	7-6
2016.....	Cardinals.....	H.....	28-3
2020.....	Cardinals.....	A.....	30-10

## PHILADELPHIA EAGLES (61-57-5)

1935.....	Cardinals.....	H.....	12-3
1936.....	Cardinals.....	H.....	13-0
1937.....	Tie.....	A.....	6-6



1938.....	Eagles.....	H.....	7-0
1941.....	Eagles.....	A.....	21-14
1945.....	Eagles.....	A.....	21-6
1947.....	Cardinals.....	A.....	45-21
	Cardinals.....	H.....	+28-21
1948.....	Cardinals.....	H.....	21-14
	Eagles.....	A.....	+7-0
1949.....	Eagles.....	A.....	28-3
1950.....	Eagles.....	H.....	45-7
	Cardinals.....	A.....	14-10
1951.....	Eagles.....	H.....	17-14
1952.....	Eagles.....	A.....	10-7
	Cardinals.....	H.....	28-22
1953.....	Eagles.....	H.....	56-17
	Eagles.....	A.....	38-0
1954.....	Eagles.....	H.....	35-16
	Eagles.....	A.....	30-14
1955.....	Tie.....	H.....	24-24
	Eagles.....	A.....	27-3
1956.....	Cardinals.....	A.....	20-6
	Cardinals.....	H.....	28-17
1957.....	Eagles.....	H.....	38-21
	Cardinals.....	A.....	31-27
1958.....	Tie.....	H.....	21-21
	Eagles.....	A.....	49-21
1959.....	Eagles.....	H.....	28-24
	Eagles.....	A.....	27-17
1960.....	Eagles.....	A.....	31-27
	Eagles.....	H.....	20-6
1961.....	Cardinals.....	A.....	30-27
	Eagles.....	H.....	20-7
1962.....	Cardinals.....	A.....	27-21
	Cardinals.....	H.....	45-35
1963.....	Cardinals.....	A.....	28-24
	Cardinals.....	H.....	38-14
1964.....	Cardinals.....	A.....	38-13
	Cardinals.....	H.....	36-34
1965.....	Eagles.....	A.....	34-27
	Eagles.....	H.....	28-24
1966.....	Cardinals.....	H.....	16-13
	Cardinals.....	A.....	41-10
1967.....	Cardinals.....	H.....	48-14
1968.....	Cardinals.....	A.....	45-17
1969.....	Eagles.....	H.....	34-30
1970.....	Cardinals.....	A.....	35-20
	Cardinals.....	H.....	23-14
1971.....	Eagles.....	H.....	37-20
	Eagles.....	A.....	19-7
1972.....	Tie.....	A.....	6-6
	Cardinals.....	H.....	24-23
1973.....	Cardinals.....	A.....	34-23
	Eagles.....	H.....	27-24
1974.....	Cardinals.....	H.....	7-3
	Cardinals.....	A.....	13-3
1975.....	Cardinals.....	H.....	31-20
	Cardinals.....	A.....	24-23
1976.....	Cardinals.....	H.....	31-14
	Cardinals.....	A.....	17-14
1977.....	Cardinals.....	A.....	21-17
	Cardinals.....	H.....	21-16
1978.....	Cardinals.....	A.....	16-10
	Eagles.....	H.....	14-10
1979.....	Eagles.....	H.....	24-20
	Eagles.....	A.....	16-13
1980.....	Cardinals.....	H.....	24-14
	Eagles.....	A.....	17-3
1981.....	Eagles.....	H.....	52-10
	Eagles.....	A.....	38-0
1982.....	Cardinals.....	A.....	23-20
1983.....	Cardinals.....	A.....	14-11
	Cardinals.....	H.....	31-7
1984.....	Cardinals.....	A.....	34-14
	Cardinals.....	H.....	17-16
1985.....	Eagles.....	A.....	30-7
	Eagles.....	H.....	24-14
1986.....	Cardinals.....	H.....	13-10
	Tie (OT).....	A.....	10-10
1987.....	Eagles.....	H.....	28-23
	Cardinals.....	A.....	31-19
1988.....	Eagles.....	A.....	31-21
	Eagles.....	H.....	23-17

1989.....	Eagles.....	H.....	17-5
	Eagles.....	A.....	31-14
1990.....	Cardinals.....	A.....	23-21
	Eagles.....	H.....	23-21
1991.....	Cardinals.....	A.....	26-10
	Eagles.....	H.....	34-14
1992.....	Eagles.....	H.....	31-14
	Eagles.....	A.....	7-3
1993.....	Eagles.....	A.....	23-17
	Cardinals.....	H.....	16-3
1994.....	Eagles.....	A.....	17-7
	Cardinals.....	H.....	12-6
1995.....	Eagles.....	H.....	31-19
	Eagles.....	A.....	21-20
1996.....	Cardinals.....	H.....	36-30
	Eagles.....	A.....	29-19
1997.....	Eagles (OT).....	A.....	13-10
	Cardinals.....	H.....	31-21
1998.....	Cardinals.....	H.....	17-3
	Cardinals (OT).....	A.....	20-17
1999.....	Cardinals.....	A.....	25-24
	Cardinals.....	H.....	21-17
2000.....	Eagles.....	H.....	33-14
	Eagles.....	A.....	34-9
2001.....	Cardinals.....	A.....	21-20
	Eagles.....	H.....	21-7
2002.....	Eagles.....	A.....	38-14
2005.....	Cardinals.....	H.....	27-21
2008.....	Eagles.....	A.....	48-20
	Cardinals.....	H.....	**32-25
2011.....	Cardinals.....	A.....	21-17
2012.....	Cardinals.....	H.....	27-6
2013.....	Eagles.....	A.....	24-21
2014.....	Cardinals.....	H.....	24-20
2015.....	Cardinals.....	A.....	40-17
2017.....	Eagles.....	A.....	34-7
2020.....	Cardinals.....	H.....	33-26
2022.....	Eagles.....	H.....	20-17
2023.....	Cardinals.....	A.....	35-31

\*\*NFC Championship Game  
+NFL Championship Game

### PITTSBURGH STEELERS (24-35-3)

1933.....	Steelers.....	H.....	14-13
1935.....	Steelers.....	A.....	17-13
1936.....	Cardinals.....	H.....	14-6
1937.....	Cardinals.....	A.....	13-7
1939.....	Cardinals.....	A.....	10-0
1940.....	Tie.....	A.....	7-7
1942.....	Steelers.....	A.....	19-3
1945.....	Steelers.....	A.....	23-0
1946.....	Steelers.....	A.....	14-7
1948.....	Cardinals.....	A.....	24-7
1950.....	Steelers.....	H.....	28-17
	Steelers.....	A.....	28-7
1951.....	Steelers.....	H.....	28-14
1952.....	Steelers.....	H.....	34-28
	Steelers.....	A.....	17-14
1953.....	Steelers.....	A.....	31-28
	Steelers.....	H.....	21-17
1954.....	Cardinals.....	H.....	17-14
	Steelers.....	A.....	20-17
1955.....	Steelers.....	A.....	14-7
	Cardinals.....	H.....	27-13
1956.....	Steelers.....	A.....	14-7
	Cardinals.....	H.....	38-27
1957.....	Steelers.....	A.....	29-20
	Steelers.....	H.....	27-2
1958.....	Steelers.....	H.....	27-20
	Steelers.....	A.....	38-21
1959.....	Cardinals.....	H.....	45-24
	Steelers.....	A.....	35-20
1960.....	Steelers.....	A.....	27-14
	Cardinals.....	H.....	38-7
1961.....	Steelers.....	A.....	30-27
	Cardinals.....	H.....	20-0
1962.....	Steelers.....	H.....	26-17
	Steelers.....	A.....	19-7
1963.....	Steelers.....	A.....	23-10
	Cardinals.....	H.....	24-23

1964.....	Cardinals.....	H.....	34-30
	Cardinals.....	A.....	21-20
1965.....	Cardinals.....	A.....	20-7
	Cardinals.....	H.....	21-17
1966.....	Steelers.....	A.....	30-9
	Cardinals.....	A.....	6-3
1967.....	Cardinals.....	A.....	28-14
	Tie.....	H.....	14-14
1968.....	Tie.....	H.....	28-28
	Cardinals.....	A.....	20-10
1969.....	Cardinals.....	A.....	27-14
	Cardinals.....	H.....	47-10
1972.....	Steelers.....	H.....	25-19
1979.....	Steelers.....	H.....	24-21
1985.....	Steelers.....	A.....	23-10
1988.....	Cardinals.....	H.....	31-14
1994.....	Cardinals (OT).....	H.....	20-17
1997.....	Steelers (OT).....	H.....	26-20
2003.....	Steelers.....	A.....	28-15
2007.....	Cardinals.....	H.....	21-14
2008.....	Steelers.....	H.....	**27-23
2011.....	Steelers.....	H.....	32-20
2015.....	Steelers.....	A.....	25-13
2019.....	Steelers.....	H.....	23-17
2023.....	Cardinals.....	A.....	24-10

\*\*Super Bowl XLIII

### SAN FRANCISCO 49ERS (29-34)

1951.....	Cardinals.....	A.....	27-21
1957.....	Cardinals.....	A.....	20-10
1962.....	49ers.....	H.....	24-17
1964.....	Cardinals.....	A.....	23-13
1968.....	49ers.....	A.....	35-17
1971.....	49ers.....	H.....	26-14
1974.....	Cardinals.....	A.....	34-9
1976.....	Cardinals (OT).....	H.....	23-20
1978.....	Cardinals.....	A.....	16-10
1979.....	Cardinals.....	H.....	13-10
1980.....	49ers (OT).....	A.....	24-21
1982.....	49ers.....	H.....	31-20
1983.....	49ers.....	H.....	42-27
1986.....	49ers.....	A.....	43-17
1987.....	49ers.....	A.....	34-28
1988.....	Cardinals.....	H.....	24-23
1991.....	49ers.....	A.....	14-10
1992.....	Cardinals.....	H.....	24-14
1993.....	49ers.....	A.....	28-14
1999.....	49ers.....	H.....	24-10
2000.....	49ers.....	A.....	27-20
2002.....	49ers.....	A.....	38-28
	49ers.....	H.....	17-14
2003.....	Cardinals (OT).....	H.....	16-13
	49ers.....	A.....	50-14
2004.....	49ers (OT).....	A.....	31-28
	49ers (OT).....	H.....	31-28
2005.....	Cardinals.....	H*.....	31-14
	Cardinals.....	A.....	17-10
2006.....	Cardinals.....	H+.....	34-27
	Cardinals.....	A.....	26-20
2007.....	49ers.....	A.....	20-17
	49ers (OT).....	H.....	37-31
2008.....	Cardinals.....	A.....	23-13
	Cardinals.....	H.....	29-24
2009.....	49ers.....	H.....	20-16
	49ers.....	A.....	24-9
2010.....	49ers.....	H.....	27-6
	49ers.....	A.....	38-7
2011.....	49ers.....	A.....	23-7
	Cardinals.....	H.....	21-19
2012.....	49ers.....	H.....	24-3
	49ers.....	A.....	27-13
2013.....	49ers.....	A.....	32-20
	49ers.....	H.....	23-20
2014.....	Cardinals.....	H.....	23-14
	49ers.....	A.....	20-17
2015.....	Cardinals.....	H.....	47-7
	Cardinals.....	A.....	19-13
2016.....	Cardinals.....	A.....	33-21
	Cardinals.....	H.....	23-20
2017.....	Cardinals (OT).....	H.....	18-15





.....	Cardinals.....	A.....	20-10
2018.....	Cardinals.....	A.....	28-18
.....	Cardinals.....	H.....	18-15
2019.....	49ers.....	H.....	28-25
.....	49ers.....	A.....	36-26
2020.....	Cardinals.....	A.....	24-20
.....	49ers.....	H.....	20-12
2021.....	Cardinals.....	H.....	17-10
.....	Cardinals.....	A.....	31-17
2022.....	49ers.....	H*	38-10
.....	49ers.....	A.....	38-13
2023.....	49ers.....	A.....	35-16
.....	49ers.....	H.....	45-29

+First regular season game at State Farm Stadium

\*Mexico City

## SEATTLE SEAHAWKS (22-27-1)

1976.....	Cardinals.....	A.....	30-24
1983.....	Cardinals.....	H.....	33-28
1989.....	Cardinals.....	A.....	34-24
1993.....	Cardinals (OT).....	A.....	30-27
1995.....	Cardinals (OT).....	H.....	20-14
1998.....	Seahawks.....	A.....	33-14
2002.....	Cardinals.....	A.....	27-14
.....	Seahawks.....	H.....	27-6
2003.....	Seahawks.....	H.....	38-0
.....	Seahawks.....	A.....	28-10
2004.....	Cardinals.....	H.....	25-17
.....	Seahawks.....	A.....	24-21
2005.....	Seahawks.....	A.....	37-12
.....	Seahawks.....	H.....	33-19
2006.....	Seahawks.....	A.....	21-10
.....	Cardinals.....	H.....	27-21
2007.....	Cardinals.....	H.....	23-20
.....	Seahawks.....	A.....	42-21
2008.....	Cardinals.....	A.....	26-20
.....	Cardinals.....	H.....	34-21
2009.....	Cardinals.....	A.....	27-3
.....	Cardinals.....	H.....	31-20
2010.....	Seahawks.....	A.....	22-10
.....	Seahawks.....	H.....	36-18
2011.....	Seahawks.....	A.....	13-10
.....	Cardinals (OT).....	H.....	23-20
2012.....	Cardinals.....	H.....	20-16
.....	Seahawks.....	A.....	58-0
2013.....	Seahawks.....	H.....	34-22
.....	Cardinals.....	A.....	17-10
2014.....	Seahawks.....	A.....	19-3
.....	Seahawks.....	H.....	35-6
2015.....	Cardinals.....	A.....	39-32
.....	Seahawks.....	H.....	36-6
2016.....	Tie.....	H.....	6-6
.....	Cardinals.....	A.....	34-31
2017.....	Seahawks.....	H.....	22-16
.....	Cardinals.....	A.....	26-24
2018.....	Seahawks.....	H.....	20-17
.....	Seahawks.....	A.....	27-24
2019.....	Seahawks.....	H.....	27-10
.....	Cardinals.....	A.....	27-13
2020.....	Cardinals (OT).....	H.....	37-34
.....	Seahawks.....	A.....	28-21
2021.....	Cardinals.....	A.....	23-13
.....	Seahawks.....	H.....	38-30
2022.....	Seahawks.....	A.....	19-9
.....	Seahawks.....	H.....	31-21
2023.....	Seahawks.....	A.....	20-10
.....	Seahawks.....	H.....	21-20

## TAMPA BAY BUCCANEERS (11-11)

1977.....	Buccaneers.....	A.....	17-7
1981.....	Buccaneers.....	A.....	20-10
1983.....	Cardinals.....	A.....	34-27
1985.....	Buccaneers.....	A.....	16-0
1986.....	Cardinals.....	A.....	21-17
.....	Cardinals.....	H.....	30-19
1987.....	Cardinals.....	H.....	31-28
.....	Cardinals.....	A.....	31-14
1988.....	Cardinals.....	A.....	30-24

1989.....	Buccaneers.....	H.....	14-13
1992.....	Buccaneers.....	A.....	23-7
.....	Buccaneers.....	H.....	7-3
1996.....	Cardinals.....	H.....	13-9
1997.....	Buccaneers.....	A.....	19-18
2004.....	Cardinals.....	H.....	12-7
2007.....	Buccaneers.....	A.....	17-10
2010.....	Buccaneers.....	H.....	38-35
2013.....	Cardinals.....	A.....	13-10
2016.....	Cardinals.....	H.....	40-7
2017.....	Cardinals.....	H.....	38-33
2019.....	Buccaneers.....	A.....	30-27

## TENNESSEE TITANS (8-4)

1970.....	Cardinals.....	H.....	44-0
1974.....	Cardinals.....	A.....	31-27
1979.....	Cardinals.....	A.....	24-17
1985.....	Oilers.....	H.....	20-10
1988.....	Oilers.....	A.....	38-20
1994.....	Cardinals.....	A.....	30-12
1997.....	Oilers.....	H.....	41-14
2005.....	Cardinals.....	H.....	20-10
2009.....	Titans.....	A.....	20-17
2013.....	Cardinals (OT).....	A.....	37-34
2017.....	Cardinals.....	H.....	12-7
2021.....	Cardinals.....	A.....	38-13
2022.....	Buccaneers (OT).....	H.....	19-16

## WASHINGTON COMMANDERS (47-76-2)

1932.....	Cardinals.....	A.....	9-0
.....	Braves.....	H.....	8-6
1933.....	Washington.....	H.....	10-0
.....	Tie.....	A.....	0-0
1934.....	Washington.....	A.....	9-0
1935.....	Cardinals.....	A.....	6-0
1936.....	Washington.....	A.....	13-10
1937.....	Cardinals.....	A.....	21-14
1939.....	Washington.....	A.....	28-7
1940.....	Washington.....	A.....	28-21
1942.....	Washington.....	A.....	28-0
1943.....	Washington.....	A.....	13-7
1945.....	Washington.....	A.....	24-21
1947.....	Washington.....	A.....	45-21
1949.....	Cardinals.....	H.....	38-7
1950.....	Cardinals.....	A.....	38-28
1951.....	Washington.....	H.....	7-3
.....	Washington.....	A.....	20-17
1952.....	Washington.....	H.....	23-7
.....	Cardinals.....	A.....	17-6
1953.....	Washington.....	H.....	24-13
.....	Washington.....	A.....	28-17
1954.....	Cardinals.....	H.....	38-16
.....	Washington.....	A.....	37-20
1955.....	Cardinals.....	A.....	24-10
.....	Washington.....	H.....	31-0
1956.....	Cardinals.....	A.....	31-13
.....	Washington.....	H.....	17-14
1957.....	Washington.....	H.....	37-14
.....	Cardinals.....	A.....	44-14
1958.....	Cardinals.....	H.....	37-10
.....	Washington.....	A.....	45-31
1959.....	Cardinals.....	H.....	49-21
.....	Washington.....	A.....	23-14
1960.....	Cardinals.....	H.....	44-7
.....	Cardinals.....	A.....	26-14
1961.....	Cardinals.....	A.....	24-0
.....	Cardinals.....	H.....	38-24
1962.....	Washington.....	A.....	24-14
.....	Tie.....	H.....	17-17
1963.....	Cardinals.....	A.....	21-7
.....	Cardinals.....	H.....	24-20
1964.....	Cardinals.....	A.....	23-17
.....	Cardinals.....	H.....	38-24
1965.....	Cardinals.....	A.....	37-16
.....	Washington.....	H.....	24-20
1966.....	Cardinals.....	H.....	23-7
.....	Washington.....	A.....	26-20
1967.....	Cardinals.....	A.....	27-21
1968.....	Cardinals.....	H.....	41-14

1969.....	Washington.....	A.....	33-17
1970.....	Cardinals.....	H.....	27-17
.....	Washington.....	A.....	28-27
1971.....	Washington.....	H.....	24-17
.....	Washington.....	A.....	20-0
1972.....	Washington.....	A.....	24-10
.....	Washington.....	H.....	33-3
1973.....	Cardinals.....	H.....	34-27
.....	Washington.....	A.....	31-13
1974.....	Cardinals.....	A.....	17-10
.....	Cardinals.....	H.....	23-20
1975.....	Washington.....	A.....	27-17
.....	Cardinals (OT).....	H.....	20-17
1976.....	Washington.....	A.....	20-10
.....	Washington.....	H.....	20-16
1977.....	Washington.....	A.....	24-14
.....	Washington.....	H.....	26-20
1978.....	Washington.....	H.....	28-10
.....	Cardinals.....	A.....	27-17
1979.....	Washington.....	H.....	17-7
.....	Washington.....	A.....	30-28
1980.....	Washington.....	A.....	23-0
.....	Washington.....	H.....	31-7
1981.....	Cardinals.....	H.....	40-30
.....	Washington.....	A.....	42-21
1982.....	Washington.....	H.....	12-7
.....	Washington.....	A.....	28-0
1983.....	Washington.....	H.....	38-14
.....	Washington.....	A.....	45-7
1984.....	Cardinals.....	H.....	26-24
.....	Washington.....	A.....	29-27
1985.....	Washington.....	A.....	27-10
.....	Washington.....	H.....	27-16
1986.....	Washington.....	A.....	28-21
.....	Washington.....	H.....	20-17
1987.....	Washington.....	A.....	28-21
.....	Washington.....	H.....	34-17
1988.....	Cardinals.....	H.....	30-21
.....	Washington.....	A.....	33-17
1989.....	Washington.....	A.....	30-28
.....	Washington.....	H.....	29-10
1990.....	Washington.....	A.....	31-0
.....	Washington.....	H.....	38-10
1991.....	Washington.....	A.....	34-0
.....	Washington.....	H.....	20-14
1992.....	Cardinals.....	H.....	27-24
.....	Washington.....	A.....	41-3
1993.....	Cardinals.....	A.....	17-10
.....	Cardinals.....	H.....	36-6
1994.....	Cardinals (OT).....	A.....	19-16
.....	Cardinals.....	H.....	17-15
1995.....	Washington.....	A.....	27-7
.....	Cardinals.....	H.....	24-20
1996.....	Cardinals (OT).....	A.....	37-34
.....	Cardinals.....	H.....	27-26
1997.....	Washington (OT).....	A.....	19-13
.....	Washington.....	H.....	38-28
1998.....	Cardinals.....	H.....	29-27
.....	Cardinals.....	A.....	45-42
1999.....	Washington.....	H.....	24-10
.....	Washington.....	A.....	28-3
2000.....	Cardinals.....	H.....	16-15
.....	Washington.....	A.....	20-3
2001.....	Washington.....	H.....	20-10
.....	Washington.....	A.....	17-10
2002.....	Washington.....	A.....	31-21
2005.....	Washington.....	H.....	17-13
2007.....	Washington.....	A.....	21-19
2008.....	Washington.....	A.....	24-17
2011.....	Washington.....	A.....	22-21
2014.....	Cardinals.....	H.....	30-20
2016.....	Cardinals.....	H.....	31-23
2017.....	Washington.....	A.....	20-15
2018.....	Washington.....	H.....	24-6
2020.....	Cardinals.....	H.....	30-15
2023.....	Commanders.....	A.....	20-16



## ANNUAL STATISTICAL LEADERS

### SCORING

Year	Player	TDs	PAT	FG	Pts.
1945	Leo Cantor	5	0	0	30
1946	Ward Cuff	2	28-30	5-12	55
1947	Pat Harder	7	39-40	7-10	102
1948	Pat Harder	6	*53-53	7-17	110
1949	Pat Harder	8	45-47	3-5	102
1950	Bob Shaw	12	0	0	72
1951	Billy Cross	6	0	0	36
1952	Ollie Matson	9	0	0	54
1953	Pat Summerall	0	23-23	9-24	50
1954	Ollie Matson	9	0	0	54
1955	Pat Summerall	1	23-25	8-19	53
1956	Pat Summerall	0	30-30	10-18	60
1957	Ollie Matson	9	0	0	54
1958	Ollie Matson	10	0	0	60
1959	Bobby Joe Conrad	6	30-31	6-9	84
1960	Sonny Randle	15	0	0	90
1961	Sonny Randle	9	0	0	54
1962	John David Crow	17	0	0	102
1963	Jim Bakken	0	44-44	11-21	77
1964	Jim Bakken	0	40-40	25-38	115
1965	Jim Bakken	0	33-33	21-31	96
1966	Jim Bakken	0	27-28	23-40	96
1967	Jim Bakken	0	36-36	27-39	117
1968	Jim Bakken	0	40-40	15-24	85
1969	Jim Bakken	0	38-40	12-24	74
1970	Jim Bakken	0	37-38	20-32	97
1971	Jim Bakken	0	24-24	21-32	87
1972	Jim Bakken	0	19-21	14-22	61
1973	Jim Bakken	0	31-31	23-32	100
1974	Jim Bakken	0	30-36	13-22	69
1975	Jim Bakken	0	40-41	19-24	97
1976	Jim Bakken	0	33-35	20-27	93
1977	Jim Bakken	0	35-36	7-16	56
1978	Jim Bakken	0	27-31	11-22	60
1979	Ottis Anderson	10	0	0	60
1980	Ottis Anderson	9	0	0	54
1981	Neil O'Donoghue	0	36-37	19-32	93
1982	Neil O'Donoghue	0	15-16	8-13	39
1983	Neil O'Donoghue	0	45-47	15-29	90
1984	Neil O'Donoghue	0	48-51	23-35	117

Year	Player	TDs	PAT	FG	Pts.
1985	Stump Mitchell	10	0	0	60
1986	John Lee	0	14-17	8-13	38
1987	Jim Gallery	0	30-31	9-19	57
1988	Al Del Greco	0	42-44	12-21	78
1989	Al Del Greco	0	28-29	18-26	82
1990	Al Del Greco	0	31-31	17-27	82
1991	Greg Davis	0	19-19	21-30	82
1992	Greg Davis	0	28-28	13-26	67
1993	Greg Davis	0	37-37	21-28	100
1994	Greg Davis	0	17-17	20-26	77
1995	Greg Davis	0	19-19	30-39	109
1996	Kevin Butler	0	17-19	14-17	59
1997	Joe Nedney	0	19-19	11-17	52
1998	Joe Nedney	0	30-30	13-19	69
1999	Chris Jacke	0	26-26	19-27	83
2000	Cary Blanchard	0	18-19	16-23	66
2001	Bill Gramatica	0	25-25	16-20	73
2002	Bill Gramatica	0	29-29	15-21	74
2003	Anquan Boldin	8	0	0	48
2004	Neil Rackers	0	28-28	22-29	94
2005	Neil Rackers	0	20-20	*40-*42	*140
2006	Neil Rackers	0	32-32	28-37	116
2007	Neil Rackers	0	47-48	21-30	110
2008	Neil Rackers	0	44-44	25-28	119
2009	Neil Rackers	0	37-38	16-17	85
2010	Jay Feely	1	29-29	24-27	107
2011	Jay Feely	0	33-33	19-24	90
2012	Jay Feely	0	25-25	25-28	100
2013	Jay Feely	0	37-37	30-36	127
2014	Chandler Catanzaro	0	27-27	29-33	114
2015	Chandler Catanzaro	0	*53-*58	28-31	137
2016	David Johnson	*20	0	0	122
2017	Phil Dawson	0	23-26	32-40	119
2018	David Johnson	10	0	0	62
2019	Zane Gonzalez	0	34-35	31-35	127
2020	Zane Gonzalez	0	38/39	16-22	86
2021	Matt Prater	0	47-49	30-37	137
2022	Matt Prater	0	17-18	22-25	83
2023	Matt Prater	0	22-23	28-33	106

\*Cardinal record

### RUSHING

Year	Player	Att.	Yards	Avg.	Long	TDs
1945	Frank Seno	93	355	3.0	47	2
1946	Pat Harder	106	545	5.1	55	4
1947	Elmer Angsman	110	412	3.7	18	7
1948	Charley Trippi	128	690	5.4	50	6
1949	Elmer Angsman	125	674	5.4	82t	6
1950	Pat Harder	99	454	4.6	22	1
1951	Charley Trippi	78	501	6.4	32	4
1952	Charley Trippi	72	350	4.9	59	4
1953	Charley Trippi	97	443	4.5	21	0
1954	Ollie Matson	101	506	5.0	79	4
1955	Ollie Matson	109	475	4.3	54	1
1956	Ollie Matson	192	924	4.8	79	5
1957	Ollie Matson	134	577	4.3	57	6
1958	Ollie Matson	129	505	3.9	55	5
1959	John David Crow	140	666	4.8	73t	3
1960	John David Crow	183	1,071	*5.9	57	6
1961	Prentice Gautt	129	523	4.1	54t	3
1962	John David Crow	192	751	3.9	35	14
1963	Joe Childress	174	701	4.0	28	2
1964	John David Crow	163	554	3.4	57	7
1965	Bill Triplett	174	617	3.5	59t	6
1966	Johnny Roland	192	695	3.6	50	5
1967	Johnny Roland	234	876	3.7	70	10

Year	Player	Att.	Yards	Avg.	Long	TDs
1968	Willis Crenshaw	203	813	4.0	66t	6
1969	Cid Edwards	107	504	4.7	48	3
1970	MacArthur Lane	206	977	4.7	75	11
1971	MacArthur Lane	150	592	3.9	40	3
1972	Donny Anderson	153	536	3.5	19	4
1973	Donny Anderson	167	679	4.1	54	10
1974	Terry Metcalf	152	718	4.7	75	6
1975	Jim Otis	269	1,076	4.0	30	5
1976	Jim Otis	233	891	3.8	23	2
1977	Terry Metcalf	149	739	5.0	62	4
1978	Jim Otis	197	664	3.4	17	8
1979	Ottis Anderson	331	*1,605	4.8	76	8
1980	Ottis Anderson	301	1,352	4.5	52	9
1981	Ottis Anderson	328	1,376	4.2	28	9
1982	Ottis Anderson	145	587	4.0	64	3
1983	Ottis Anderson	296	1,270	4.3	43	5
1984	Ottis Anderson	289	1,174	4.1	24	6
1985	Stump Mitchell	183	1,006	5.5	64	7
1986	Stump Mitchell	174	800	4.6	44	5
1987	Stump Mitchell	203	781	3.8	42	3
1988	Earl Ferrell	202	924	4.6	47	7
1989	Earl Ferrell	149	502	3.4	44t	6



Year	Player	Att.	Yards	Avg.	Long	TDs	Year	Player	Att.	Yards	Avg.	Long	TDs
1990	Johnny Johnson	234	924	4.0	41	5	2007	Edgerrin James	324	1,222	3.8	27	7
1991	Johnny Johnson	196	666	3.4	21	4	2008	Edgerrin James	133	514	3.9	35	3
1992	Johnny Johnson	178	734	4.1	42t	6	2009	Beanie Wells	176	793	4.5	33	7
1993	Ronald Moore	263	1,018	3.9	20	9	2010	Tim Hightower	153	736	4.8	80t	5
1994	Ronald Moore	232	780	3.4	24	4	2011	Beanie Wells	245	1,047	4.3	71	10
1995	Garrison Hearst	284	1,070	3.8	38	1	2012	LaRod Stephens-Howling	110	356	3.2	52	4
1996	LeShon Johnson	141	634	4.5	70t	3	2013	Rashard Mendenhall	217	687	3.2	28	8
1997	Leeland McElroy	135	424	3.1	18	2	2014	Andre Ellington	201	660	3.3	22	3
1998	Adrian Murrell	274	1,042	3.8	32	8	2015	Chris Johnson	196	814	4.2	62	3
1999	Adrian Murrell	193	553	2.9	22	0	2016	David Johnson	293	1,239	4.2	58t	*16
2000	Michael Pittman	184	719	3.9	29	4	2017	Adrian Peterson	129	448	3.5	27t	2
2001	Michael Pittman	241	846	3.5	42	5	2018	David Johnson	258	940	3.6	53	7
2002	Marcel Shipp	188	834	4.4	56	6	2019	Kenyan Drake	123	643	5.2	80t	8
2003	Marcel Shipp	228	830	3.6	36	0	2020	Kenyan Drake	239	955	4.0	69t	10
2004	Emmitt Smith	267	937	3.5	29t	9	2021	James Conner	202	752	3.7	35	15
2005	Marcel Shipp	157	451	2.9	19	0	2022	James Conner	183	782	4.3	23	7
2006	Edgerrin James	*337	1,159	3.4	18	6	2023	James Conner	208	1,040	5.0	44	7

\*Cardinal record

## PASSING

Year	Player	Att.	Comp.	Pct.	Yards	Long	TDs	Int.	Rating
1945	Paul Christman	219	89	40.6	1,147	70	5	12	42.5
1946	Paul Christman	229	100	43.7	1,656	82t	13	18	54.7
1947	Paul Christman	301	138	45.8	2,191	80	17	22	59.1
1948	Ray Mallouf	143	73	51.0	1,160	54t	13	6	91.2
1949	Paul Christman	151	75	49.7	1,015	50t	11	13	60.0
1950	Jim Hardy	257	117	45.5	1,636	58t	17	24	49.8
1951	Charley Trippi	191	88	46.1	1,191	80t	8	13	52.1
1952	Charley Trippi	181	84	46.4	890	56t	5	13	40.5
1953	Jim Root	192	80	41.9	1,149	77	8	11	52.1
1954	Lamar McHan	255	105	41.2	1,475	70	6	22	32.6
1955	Lamar McHan	207	78	38.8	1,085	74t	11	19	35.5
1956	Lamar McHan	152	72	47.4	1,159	75	10	8	73.3
1957	Lamar McHan	200	87	43.5	1,568	83t	11	15	58.0
1958	M.C. Reynolds	195	105	53.8	1,422	91t	11	11	72.6
1959	King Hill	181	82	45.3	1,015	31t	7	13	46.2
1960	John Roach	188	87	46.3	1,423	57t	17	18	62.6
1961	Sam Etcheverry	196	96	48.9	1,275	78	14	11	70.3
1962	Charley Johnson	308	150	48.7	2,440	86t	16	20	65.9
1963	Charley Johnson	423	222	52.5	3,280	78t	28	21	79.3
1964	Charley Johnson	420	223	53.1	3,045	78t	21	24	69.4
1965	Charley Johnson	322	155	48.1	2,439	78t	18	15	72.8
1966	Charley Johnson	205	103	50.2	1,334	69t	10	11	64.8
1967	Jim Hart	397	192	48.4	3,008	76t	19	*30	58.3
1968	Jim Hart	316	140	44.3	2,059	80t	15	18	58.4
1969	Charley Johnson	260	131	50.4	1,847	84t	13	13	69.5
1970	Jim Hart	373	171	45.8	2,574	79	14	18	61.6
1971	Jim Hart	243	110	45.3	1,626	57t	8	14	54.5
1972	Gary Cuozzo	158	69	43.7	897	68t	5	11	43.6
1973	Jim Hart	320	178	55.6	2,223	69t	15	10	80.1
1974	Jim Hart	388	200	51.6	2,411	80t	20	8	79.5
1975	Jim Hart	345	182	52.8	2,507	80t	19	19	71.8
1976	Jim Hart	388	218	56.2	2,946	77t	18	13	81.7
1977	Jim Hart	354	185	52.3	2,534	69	13	20	64.5
1978	Jim Hart	477	240	50.3	3,121	74	16	18	66.7
1979	Jim Hart	378	194	51.3	2,218	48	9	20	55.2
1980	Jim Hart	425	228	53.7	2,946	69t	16	20	68.8
1981	Jim Hart	241	134	55.6	1,694	58t	11	14	70.1
1982	Neil Lomax	205	109	53.2	1,367	42	5	6	70.4
1983	Neil Lomax	354	209	59.0	2,636	71t	24	11	92.0
1984	Neil Lomax	560	345	61.6	4,614	83t	28	16	92.5
1985	Neil Lomax	471	266	56.5	3,214	47	18	12	79.9
1986	Neil Lomax	421	240	57.0	2,583	48t	13	12	73.4
1987	Neil Lomax	463	275	59.4	3,387	57	24	12	88.5
1988	Neil Lomax	443	255	57.6	3,395	93t	20	11	86.7
1989	Gary Hogeboom	364	204	56.0	2,591	59t	14	19	69.5
1990	Timm Rosenbach	437	237	54.2	3,098	68t	16	17	72.8
1991	Tom Tupa	315	165	52.4	2,053	65t	6	13	62.0
1992	Chris Chandler	413	245	59.3	2,832	72t	15	15	77.1





## PASSING

Year	Player	Att	Comp	Pct	Yds	TD	Int	QBR
1993	Steve Beuerlein	418	258	61.7	3,164	65t	18	17
1994	Steve Beuerlein	255	130	51.0	1,545	63	5	9
1995	Dave Krieg	521	304	58.3	3,554	48	16	21
1996	Boomer Esiason	339	190	56.0	2,293	64t	11	14
1997	Jake Plummer	296	157	53.0	2,203	70t	15	15
1998	Jake Plummer	547	324	59.2	3,737	57	17	20
1999	Jake Plummer	381	201	52.8	2,111	63	9	24
2000	Jake Plummer	475	270	56.8	2,946	70t	13	21
2001	Jake Plummer	525	304	57.9	3,653	68t	18	14
2002	Jake Plummer	530	284	53.6	2,972	80t	18	20
2003	Jeff Blake	367	208	56.7	2,247	71t	13	15
2004	Josh McCown	408	233	57.1	2,511	48	11	10
2005	Kurt Warner	375	242	64.5	2,713	63	11	9
2006	Matt Leinart	377	214	56.8	2,547	57	11	12
2007	Kurt Warner	451	281	62.3	3,417	62	27	17
2008	Kurt Warner	*598	*401	67.1	4,583	79t	30	14
2009	Kurt Warner	513	339	66.1	3,753	45	26	14
2010	Derek Anderson	327	169	51.7	2,065	43	7	10
2011	Kevin Kolb	253	146	57.7	1,955	73t	9	8
2012	Kevin Kolb	183	109	59.6	1,169	46t	8	3
2013	Carson Palmer	572	362	63.3	4,274	91t	24	22
2014	Drew Stanton	240	132	55.0	1,711	49	7	5
2015	Carson Palmer	537	342	63.7	*4,671	68	*35	11
2016	Carson Palmer	597	364	61.0	4,233	80t	26	14
2017	Carson Palmer	267	164	61.4	1,978	46	9	7
2018	Josh Rosen	393	217	55.2	2,278	75t	11	14
2019	Kyler Murray	542	349	64.4	3,722	88t	20	12
2020	Kyler Murray	558	375	67.2	3,971	80t	26	12
2021	Kyler Murray	481	333	*69.2	3,787	77t	24	10
2022	Kyler Murray	390	259	66.4	2,368	38t	14	7
2023	Kyler Murray	268	176	65.7	1,799	48t	10	5

\*Cardinal record

## QUARTERBACK SACKS (OFFICIAL STATISTIC BEGAN IN 1982)

Year	Player, Position	Total	Year	Player, Position	Total
1970	Chuck Walker, DE	.9	1999	Simeon Rice, DE	16.5
1971	Bob Rowe, DT	.5	2000	Simeon Rice, DE	7.5
1972	Ron Yankowski, DE	.6	2001	Rob Fredrickson, LB	4.0
1973	Bob Rowe, DT	.6	2002	Kyle Vanden Bosch, DE	4.0
1974	Ron Yankowski, DE	.9	2003	Dennis Johnson, DE	3.0
1975	Bob Bell, DE	.6		Ray Thompson, LB	3.0
1976	John Zook, DE	.9	2004	Bertrand Berry, DE	14.5
1977	Mike Dawson, DT	.8	2005	Adrian Wilson, SS	^8.0
1978	Mike Dawson, DT	.9	2006	Chike Okefor, DE	8.5
1979	Bob Pollard, DE	.9	2007	Darnell Dockett, DT	9.0
1980	Curtis Greer, DE	.6	2008	Bertrand Berry, DE	.5
1981	Curtis Greer, DE	12.5	2009	Darnell Dockett, DT	7.0
1982	Curtis Greer, DE	7.5		Calais Campbell, DE	7.0
1983	Curtis Greer, DE	16.0	2010	Calais Campbell, DE	6.0
1984	Curtis Greer, DE	14.0	2011	Calais Campbell, DE	8.0
1985	Curtis Greer, DE	7.0	2012	Daryl Washington, LB	9.0
1986	Al Baker, DE	10.0	2013	John Abraham, LB	11.5
1987	Freddie Joe Nunn, DE	11.0	2014	Alex Okafor, LB	8.0
1988	Freddie Joe Nunn, DE	14.0	2015	Dwight Freene, LB	8.0
1989	Ken Harvey, LB	7.0	2016	Markus Golden, LB	12.5
1990	Ken Harvey, LB	10.0	2017	Chandler Jones, LB	++17.0
1991	Ken Harvey, LB	9.0	2018	Chandler Jones, DE	13.0
1992	Ken Harvey, LB	6.0	2019	Chandler Jones, LB	*19.0
1993	Ken Harvey, LB	9.5	2020	Haason Reddick, LB	12.5
1994	Eric Swann, DT	7.0	2021	Markus Golden, LB	11.0
1995	Clyde Simmons, DE	11.0	2022	J.J. Watt, DL	12.5
1996	Simeon Rice, DE	12.5	2023	Dennis Gardeck, LB	6.0
1997	Eric Swann, DT	7.5			
1998	Simeon Rice, DE	10.0			

\*Cardinal record ^NFL record for DB ++NFL leader



## RECEIVING

Year	Player	No.	Yards	Avg.	Long	TDs
1945	Billy Dewell	26	370	14.2	70	1
1946	Billy Dewell	27	643	*23.8	82t	7
	Mal Kutner	27	634	23.5	63	5
1947	Mal Kutner	43	994	21.9	70	7
1948	Mal Kutner	41	943	23.0	71	14
1949	Charley Trippi	34	484	14.1	49	6
1950	Bob Shaw	48	971	20.2	65	12
1951	Fran Polsfoot	57	796	14.0	80t	4
1952	Don Stonesifer	54	617	11.4	26	0
1953	Don Stonesifer	56	684	12.2	46	2
1954	Don Stonesifer	44	607	13.8	39	3
1955	Don Stonesifer	28	330	11.8	28	5
1956	Don Stonesifer	22	320	14.5	58	2
1957	Gern Nagler	27	475	17.6	83t	4
1958	Woodley Lewis	46	690	15.0	64	4
1959	Woodley Lewis	34	534	15.7	85t	3
1960	Sonny Randle	62	892	14.4	57	*15
1961	Sonny Randle	44	591	13.4	41	9
1962	Sonny Randle	63	1,158	18.4	86t	7
1963	Bobby Joe Conrad	73	967	13.2	48	10
1964	Bobby Joe Conrad	61	780	12.8	53	6
1965	Bobby Joe Conrad	58	909	15.7	71	5
1966	Jackie Smith	45	810	18.0	69	3
1967	Jackie Smith	56	1,205	21.5	76t	9
1968	Jackie Smith	49	789	16.1	65	2
1969	Dave Williams	56	702	12.5	61	7
1970	John Gilliam	45	952	21.1	79	5
1971	John Gilliam	42	837	19.9	54	3
1972	Johnny Roland	38	321	8.4	27	2
1973	Jackie Smith	41	600	14.6	42	1
	Donny Anderson	41	409	10.0	44	3
1974	Terry Metcalf	50	377	7.5	22	1
1975	Mel Gray	48	926	19.3	74	11
1976	Ike Harris	52	782	15.0	40	1
1977	Ike Harris	40	547	13.7	38	3
1978	Pat Tilley	62	900	14.5	43	3
1979	Pat Tilley	57	938	16.4	51t	6
1980	Pat Tilley	68	966	14.2	60t	6
1981	Pat Tilley	66	1,040	15.7	75	3
1982	Pat Tilley	36	465	14.5	34	2
1983	Roy Green	78	1,227	15.7	71t	14

## PUNTING

Year	Player	No.	Avg.	Long	Blocked
1945	James Reynolds	38	36.4	48	0
1946	William Blackburn	35	41.9	60	0
1947	Ray Mallouf	43	39.9	62	0
1948	Ray Mallouf	45	39.0	61	0
1949	John Cochran	52	42.0	66	0
1950	Jim Hardy	56	39.4	76	0
1951	Fran Polsfoot	47	40.7	56	0
1952	Frank Tripucka	35	37.5	57	0
1953	Charley Trippi	54	42.8	63	0
1954	Charley Trippi	59	39.1	62	0
1955	Dave Mann	43	40.0	60	0
1956	Dave Mann	36	37.4	58	1
1957	Dave Mann	59	42.5	67	0
1958	Bobby Gordon	55	38.0	66	0
1959	Jerry Norton	59	44.9	60	0
1960	Jerry Norton	39	45.6	62	0
1961	Jerry Norton	85	44.7	78	1
1962	Sam Etcheverry	59	38.3	61	1
1963	Jerry Stovall	65	40.7	69	0
1964	Jackie Smith	41	40.4	64	0
1965	Jackie Smith	39	39.3	62	1
1966	Jackie Smith	47	37.9	56	1
1967	Chuck Latourette	62	40.8	67	0
1968	Chuck Latourette	65	41.6	55	0
1969	King Hill	73	37.6	57	1
1970	Chuck Latourette	65	40.9	59	0
1971	Chuck Latourette	56	38.5	55	1
1972	Donny Anderson	72	39.5	61	0
1973	Gary Kiethley	66	37.5	55	1
1974	Hal Roberts	81	38.7	57	0
1975	Jeff West	64	37.7	58	1
1976	Terry Joyce	64	36.4	54	2
1977	Duane Carrell	49	35.9	53	0
1978	Mike Wood	51	37.6	*81	0
1979	Steve Little	80	38.2	56	2
1980	Larry Swider	99	41.5	66	1
1981	Carl Birdsong	69	41.8	75	0
1982	Carl Birdsong	54	43.8	65	0
1983	Carl Birdsong	85	41.5	59	0
1984	Carl Birdsong	67	38.7	59	1

Year	Player	No.	Yards	Avg.	Long	TDs
1984	Roy Green	78	1,555	19.9	83t	12
1985	Roy Green	50	693	13.9	47	5
1986	J.T. Smith	80	1,014	12.7	45	6
1987	J.T. Smith	91	1,117	12.3	38	8
1988	J.T. Smith	83	986	11.9	29	5
1989	J.T. Smith	62	778	12.5	31	5
1990	Ricky Proehl	56	802	14.3	45t	4
1991	Ernie Jones	61	957	15.7	53	4
1992	Ricky Proehl	60	744	12.4	63t	3
1993	Larry Centers	66	603	9.1	29	3
1994	Larry Centers	77	647	8.4	36	2
1995	Larry Centers	101	962	9.5	32	2
1996	Larry Centers	99	766	7.7	39	7
1997	Rob Moore	97	1,584	16.3	47t	8
1998	Frank Sanders	89	1,145	12.9	42	3
1999	Frank Sanders	79	954	12.1	63	1
2000	Michael Pittman	73	579	7.9	36t	2
2001	David Boston	98	++*1,598	16.3	63t	8
2002	Freddie Jones	44	358	8.1	24	1
2003	Anquan Boldin	101	1,377	13.6	71t	8
2004	Larry Fitzgerald	58	780	13.4	48	8
2005	Larry Fitzgerald	++103	1,409	13.7	47	10
2006	Anquan Boldin	83	1,203	14.5	64	4
2007	Larry Fitzgerald	+100	+1,409	14.1	48t	10
2008	Larry Fitzgerald	+96	+1,431	14.9	78t	++12
2009	Larry Fitzgerald	97	1,092	11.3	34t	++13
2010	Larry Fitzgerald	90	1,137	12.6	41	6
2011	Larry Fitzgerald	80	1,411	17.6	73t	8
2012	Larry Fitzgerald	71	798	11.2	37t	4
2013	Larry Fitzgerald	82	954	11.6	75t	10
2014	Larry Fitzgerald	63	784	12.4	80t	2
2015	Larry Fitzgerald	109	1,215	11.1	44	9
2016	Larry Fitzgerald	++107	1,023	9.6	32	6
2017	Larry Fitzgerald	+109	1,156	10.6	37	6
2018	Larry Fitzgerald	69	734	10.6	37	6
2019	Larry Fitzgerald	75	804	10.7	54	4
2020	DeAndre Hopkins	*115	1,407	12.2	60	6
2021	Christian Kirk	77	982	12.8	50	5
2022	Marquise Brown	67	709	10.6	47	3
2023	Trey McBride	81	825	10.2	38	3

\*Cardinal record ++NFL Leader +NFC Leader

Year	Player	No.	Avg.	Long	Blocked
1985	Carl Birdsong	85	41.7	67	2
1986	Greg Cater	61	37.2	52	1
1987	Greg Horne	24	40.5	51	0
1988	Greg Horne	79	40.9	66	1
1989	Rich Camarillo	76	43.4	58	0
1990	Rich Camarillo	67	42.8	63	0
1991	Rich Camarillo	76	45.3	60	1
1992	Rich Camarillo	54	42.9	73	0
1993	Rich Camarillo	73	43.7	61	0
1994	Jeff Feagles	98	40.8	54	0
1995	Jeff Feagles	72	43.8	60	0
1996	Jeff Feagles	76	43.8	68	1
1997	Jeff Feagles	91	44.3	62	1
1998	Scott Player	81	41.7	67	1
1999	Scott Player	94	42.0	60	0
2000	Scott Player	65	44.2	55	0
2001	Scott Player	67	41.5	58	0
2002	Scott Player	88	43.9	58	1
2003	Scott Player	82	42.8	64	1
2004	Scott Player	98	43.2	57	1
2005	Scott Player	73	43.9	60	1
2006	Scott Player	66	44.9	58	2
2007	Mike Barr	59	40.4	61	1
2008	Dirk Johnson	40	41.8	59	0
2009	Ben Graham	86	47.0	64	0
2010	Ben Graham	94	43.4	65	0
2011	Dave Zastudil	87	45.2	66	0
2012	Dave Zastudil	*112	46.5	70	0
2013	Dave Zastudil	78	45.7	60	0
2014	Drew Butler	79	42.1	67	2
2015	Drew Butler	60	42.9	58	1
2016	Ryan Quigley	34	41.6	55	1
2017	Andy Lee	88	47.3	63	0
2018	Andy Lee	94	++48.6	64	0
2019	Andy Lee	61	47.8	64	1
2020	Andy Lee	58	44.8	61	0
2021	Andy Lee	51	49.0	62	0
2022	Andy Lee	67	47.1	65	1
2023	Blake Gillikin	51	*50.6	77	0

\*Cardinal record ++NFL Leader



## PUNT RETURNS

Year	Player	No.	Yards	Avg.	Long	TDs
1945	Frank Seno	10	103	10.3	25	0
1946	Frank Seno	17	176	10.3	21	0
1947	John Cochran	10	147	14.7	31	0
1948	Jerry Davis	16	334	*20.9	70t	2
1949	John Cochran	15	314	*20.9	71t	2
1950	Don Paul	18	194	10.8	82	1
1951	Don Paul	19	143	7.5	23	0
1952	Billy Cross	21	177	8.4	38	0
1953	Charley Trippi	21	239	11.4	38	0
1954	Ollie Matson	11	100	9.1	59	1
1955	Ollie Matson	13	245	18.8	78	2
1956	Frank Bernardi	18	217	12.1	95t	1
1957	Woodley Lewis	24	175	7.3	31	0
1958	Bobby Joe Conrad	19	129	6.8	16	0
1959	Bill Stacy	29	281	9.7	74	2
1960	Bill Stacy	14	62	4.4	24	0
1961	Willie West	11	98	8.9	28	0
1962	Norm Beal	7	46	6.6	14	0
1963	Billy Gambrell	11	111	10.0	49	0
1964	Billy Gambrell	12	126	10.5	36	0
	Jim Burson	12	125	10.4	68t	1
1965	Abe Woodson	17	7	0.4	13	0
1966	Johnny Roland	20	221	11.1	86t	1
1967	Phil Spiller	15	124	8.3	33	0
1968	Chuck Latourette	28	345	12.3	86t	1
1969	Roger Wehrli	13	65	5.0	25	0
1970	Chuck Latourette	30	171	5.7	16	0
1971	Larry Willingham	10	84	8.4	34	0
1972	Larry Willingham	9	41	4.6	13	0
1973	Gary Hammond	11	80	7.3	51	0
1974	Terry Metcalf	26	340	13.1	43	0
1975	Terry Metcalf	23	285	12.4	69t	1
1976	Terry Metcalf	17	188	11.1	39	0
1977	Terry Metcalf	14	108	7.7	23	0
1978	Willard Harrell	21	196	9.3	70t	1
1979	Willard Harrell	32	205	6.4	68	0
1980	Mark Bell	22	195	8.9	54	0
1981	Stump Mitchell	42	445	10.6	50t	1
1982	Stump Mitchell	27	165	6.1	15	0
1983	Stump Mitchell	38	337	8.9	34	0

## KICKOFF RETURNS

Year	Player	No.	Yards	Avg.	Long	TDs
1945	Frank Seno	19	408	21.4	31	0
1946	Frank Seno	13	408	31.3	105t	1
1947	Charley Trippi	15	321	21.4	33	0
1948	Jerry Davis	15	437	29.2	83	0
1949	Charley Trippi	18	427	23.7	48	0
1950	Don Paul	28	693	24.7	46	0
1951	Emil Stiko	17	429	25.2	41	0
1952	Ollie Matson	20	623	31.2	100t	*2
1953	Billy Cross	12	257	21.4	39	0
1954	Les Goble	27	749	27.7	94t	*2
1955	Ollie Matson	15	368	24.5	37	0
1956	Ollie Matson	13	362	27.7	105t	1
1957	Woodley Lewis	26	682	26.2	52	0
1958	Ollie Matson	14	497	*35.5	101t	*2
1959	Bobby Joe Conrad	18	388	21.7	33	0
1960	Willie West	13	370	28.5	87	0
1961	Pat Fischer	17	426	25.1	53	0
1962	Bill Triplett	24	608	25.3	49	0
1963	Jerry Stovall	15	419	27.9	55	0
1964	Jerry Stovall	24	566	23.6	47	0
1965	Abe Woodson	27	665	24.6	65	0
1966	Roy Shivers	27	762	28.2	94t	1
1967	Bobby Williams	24	583	24.3	38	0
1968	Chuck Latourette	46	1,237	26.9	75	0
1969	MacArthur Lane	20	523	26.2	69	0
1970	Chuck Latourette	13	254	19.5	24	0
1971	Mel Gray	30	740	24.7	65	0
1972	Bobby Moore	20	437	21.9	37	0
1973	Les Shy	16	445	27.8	97t	1
1974	Terry Metcalf	20	623	31.2	94t	1
1975	Terry Metcalf	35	960	27.4	93t	1
1976	Jerry Latin	16	357	22.3	39	0
	Terry Metcalf	16	325	20.3	33	0
1977	Terry Metcalf	32	772	24.1	51	0
1978	Willard Harrell	19	389	20.5	32	0
1979	Roy Green	41	1,007	24.6	106t	1
1980	Roy Green	32	745	23.3	37	0
1980	Roy Green	32	745	23.3	37	0
1981	Stump Mitchell	55	1,292	23.5	67	0
1982	Stump Mitchell	16	364	22.8	33	0
1983	Stump Mitchell	36	778	21.6	66	0

Year	Player	No.	Yards	Avg.	Long	TDs
1984	Stump Mitchell	38	333	8.8	39	0
1985	J.T. Smith	26	283	10.9	31	0
1986	Vai Sihakema	43	522	12.1	71t	2
1987	Vai Sihakema	44	550	12.5	76t	1
1988	Vai Sihakema	33	341	10.3	28	0
1989	Vai Sihakema	37	433	11.7	53	0
1990	Vai Sihakema	36	306	8.5	20	0
1991	John Jackson	31	244	7.9	19	0
1992	Johnny Bailey	20	263	13.2	65	0
1993	Johnny Bailey	35	282	8.1	58t	1
1994	Patrick Robinson	41	285	7.0	23	0
1995	Anthony Edwards	18	131	7.3	16	0
1996	Marcus Dowdell	34	297	8.7	35	0
1997	Kevin Williams	40	462	11.6	50	0
1998	Eric Metcalf	43	295	6.9	24	0
1999	Mac Cody	32	373	11.7	31	0
2000	Mac Cody	31	222	7.2	25	0
2001	Arnold Jackson	40	461	11.5	55	0
2002	Arnold Jackson	31	182	5.9	22	0
2003	Anquan Boldin	20	130	6.5	19	0
2004	Karl Williams	42	286	6.8	38	0
2005	Reggie Swinton	42	334	8.0	32	0
2006	Troy Walters	24	250	10.4	37	0
2007	Steve Breaston	42	395	9.4	73t	1
2008	Steve Breaston	33	237	7.2	25	0
2009	Steve Breaston	38	253	6.7	64	0
2010	Andre Roberts	35	263	7.5	25	0
2011	Patrick Peterson	44	***699	15.9	*99t	**4
2012	Patrick Peterson	*51	426	8.4	26	0
2013	Patrick Peterson	33	198	6.0	22	0
2014	Ted Ginn, Jr.	26	277	10.7	71t	1
2015	Patrick Peterson	32	260	8.1	38	0
2016	John Brown	17	119	7.0	32	0
2017	Kerwynn Williams	21	137	6.5	20	0
2018	Christian Kirk	21	164	7.8	44	0
2019	Pharoh Cooper	17	129	7.6	29	0
2020	Christian Kirk	22	132	6.0	24	0
2021	Rondale Moore	21	171	8.1	27	0
2022	Greg Dortch	26	172	6.6	18	0
2023	Greg Dortch	29	275	9.5	49	0

\*Cardinal record \*\*NFL Record \*\*\*NFL rookie record

Year	Player	No.	Yards	Avg.	Long	TDs
1984	Stump Mitchell	35	804	23.0	56	0
1985	Clyde Duncan	28	550	19.6	34	0
1986	Vai Sihakema	37	847	22.9	44	0
1987	Vai Sihakema	34	761	22.4	50	0
1988	Vai Sihakema	23	475	20.7	39	0
1989	Vai Sihakema	43	874	20.3	52	0
1990	Vai Sihakema	27	544	20.1	32	0
1991	Larry Centers	16	330	20.6	39	0
1992	Johnny Bailey	28	690	24.6	63	0
1993	Johnny Bailey	31	699	22.5	48	0
1994	Chuck Levy	26	513	19.7	31	0
1995	Ryan Terry	37	808	21.8	53	0
1996	Leeland McElroy	54	1,148	21.3	92	0
1997	Kevin Williams	59	1,458	24.7	63	0
1998	Eric Metcalf	57	1,218	21.4	59	0
1999	Mario Bates	52	1,231	23.7	68	0
2000	MarTay Jenkins	**82	**2,186	26.7	98t	1
2001	MarTay Jenkins	49	1,120	22.9	70	0
2002	Kevin Kasper	32	722	22.6	40	0
2003	Josh Scobey	73	1,684	23.1	100t	1
2004	Josh Scobey	32	723	22.6	71	0
2005	Reggie Swinton	63	1,456	23.1	90	0
2006	J.J. Arrington	66	1,503	22.8	99t	1
2007	Steve Breaston	62	1,391	22.7	59	0
2008	J.J. Arrington	36	923	25.6	93t	1
2009	LaRod Stephens-Howling	52	1,257	24.2	99t	1
2010	LaRod Stephens-Howling	57	++1,548	27.2	102t	*2
2011	LaRod Stephens-Howling	36	857	23.8	37	0
2012	William Powell	21	507	24.1	65	0
2013	Javier Arenas	23	493	21.4	46	0
2014	Ted Ginn, Jr.	22	417	19.0	43	0
2015	David Johnson	22	598	27.2	*108t	1
2016	Brittan Golden	11	266	24.2	49	0
2017	Kerwynn Williams	16	326	20.4	28	0
2018	T.J. Logan	12	296	24.7	36	0
2019	Pharoh Cooper	25	561	22.4	39	0
2020	Chase Edmonds	18	417	23.2	54	0
2021	Rondale Moore	13	291	22.4	32	0
2022	Pharoh Cooper	12	288	24.0	33	0
2023	Greg Dortch	17	360	21.2	40	0

\*Cardinal record \*\*NFL record ++NFL Leader





## FIELD GOALS

Year	Player	Att.	Made	Pct.	Long
1945	Conway Baker	1	0	.000	—
1946	Ward Cuff	12	5	.417	42
1947	Pat Harder	10	7	.700	35
1948	Pat Harder	17	7	.412	36
1949	Ventan Yablonski	6	5	.833	34
1950	Pat Harder	9	4	.444	47
1951	Cliff Patton	8	5	.625	27
1952	Joe Geri	18	2	.111	40
1953	Pat Summerall	24	9	.375	49
1954	Pat Summerall	19	8	.421	50
1955	Pat Summerall	19	8	.421	42
1956	Pat Summerall	22	10	.455	42
1957	Pat Summerall	17	6	.353	34
1958	Bobby Joe Conrad	17	6	.353	45
1959	Bobby Joe Conrad	9	6	.667	37
1960	Gerry Perry	20	13	.650	44
1961	Gerry Perry	16	7	.438	38
1962	Gerry Perry	12	5	.417	42
1963	Jim Bakken	21	11	.524	45
1964	Jim Bakken	38	25	.659	51
1965	Jim Bakken	31	21	.677	45
1966	Jim Bakken	40	23	.575	47
1967	Jim Bakken	39	27	.692	47
1968	Jim Bakken	24	15	.625	47
1969	Jim Bakken	24	12	.500	46
1970	Jim Bakken	32	20	.625	49
1971	Jim Bakken	32	21	.656	45
1972	Jim Bakken	22	14	.636	49
1973	Jim Bakken	32	23	.719	46
1974	Jim Bakken	22	13	.591	47
1975	Jim Bakken	24	19	.792	47
1976	Jim Bakken	27	20	.741	43
1977	Jim Bakken	16	7	.438	49
1978	Jim Bakken	22	11	.500	45
1979	Steve Little	19	10	.526	51
1980	Neil O'Donoghue	15	11	.733	43
1981	Neil O'Donoghue	32	19	.594	47
1982	Neil O'Donoghue	13	8	.615	48
1983	Neil O'Donoghue	29	15	.517	52
1984	Neil O'Donoghue	35	23	.657	52

Year	Player	Att.	Made	Pct.	Long
1985	Neil O'Donoghue	18	10	.556	49
1986	John Lee	13	8	.615	47
1987	Jim Gallery	19	9	.474	48
1988	Al Del Greco	21	12	.571	51
1989	Al Del Greco	26	18	.692	50
1990	Al Del Greco	27	17	.629	50
1991	Greg Davis	30	21	.700	52
1992	Greg Davis	26	13	.500	49
1993	Greg Davis	28	21	.750	55
1994	Greg Davis	26	20	.769	51
1995	Greg Davis	39	30	.769	55
1996	Kevin Butler	17	14	.824	41
1997	Joe Nedney	17	11	.647	45
1998	Joe Nedney	19	13	.684	53
1999	Chris Jacke	27	19	.704	49
2000	Cary Blanchard	23	16	.696	54
2001	Bill Gramatica	20	16	.800	50
2002	Bill Gramatica	21	15	.714	50
2003	Neil Rackers	12	9	.750	49
2004	Neil Rackers	29	22	.758	55
2005	Neil Rackers	*42	*40	*.952	54
2006	Neil Rackers	37	28	.757	50
2007	Neil Rackers	30	21	.700	52
2008	Neil Rackers	28	25	.893	54
2009	Neil Rackers	17	16	.941	48
2010	Jay Feely	27	24	.888	55
2011	Jay Feely	24	19	.792	51
2012	Jay Feely	28	25	.893	61
2013	Jay Feely	36	30	.833	52
2014	Chandler Catanzaro	33	29	.879	51
2015	Chandler Catanzaro	31	28	.903	47
2016	Chandler Catanzaro	28	21	.750	60
2017	Phil Dawson	32	40	.800	57
2018	Zane Gonzalez	9	7	.778	55
2019	Zane Gonzalez	35	31	.886	54
2020	Zane Gonzalez	22	16	.727	56
2021	Matt Prater	37	30	.811	*62
2022	Matt Prater	25	22	.880	57
2023	Matt Prater	33	28	.848	*62

\*Cardinal record

## INTERCEPTIONS

Year	Player	No.	Yards	Avg.	Long	TDs
1945	Leo Cantor	5	70	14.0	26	0
1946	Mal Kutner	5	29	5.8	24	0
1947	John Cochran	8	122	15.3	39	0
1948	John Cochran	7	111	15.9	32	0
1949	Bob Nussbaumer	*12	157	13.1	68	0
1950	Jerry Davis	9	40	4.4	15	0
1951	S.J. Whitman	7	102	14.6	31	0
1952	Roy Barni	6	70	11.7	38	0
1953	Ray Ramsey	10	*237	23.7	46	1
1954	Dick Lane	10	181	18.1	64	0
1955	Dick Lane	6	69	11.5	31	0
1956	Lindon Crow	11	170	15.5	0	0
1957	Jim Hill	3	52	17.3	0	0
1958	Dick Nolan	5	30	6.0	0	0
1959	Billy Stacy	5	114	22.8	0	0
1960	Jerry Norton	10	96	9.6	0	0
1961	Jerry Norton	7	136	19.4	47t	2
1962	Bill Stacy	6	72	12.0	53	0
1963	Pat Fischer	8	169	21.1	55	0
1964	Pat Fischer	10	164	16.4	39t	2
1965	Larry Wilson	6	153	25.5	96t	1
1966	Larry Wilson	10	180	18.0	91t	2
1967	Pat Fischer	4	85	21.3	69t	1
	Larry Wilson	4	75	18.8	44	0
	Jerry Stovall	4	6	1.5	6	0
1968	Larry Wilson	4	14	3.5	8	0
1969	Bob Atkins	3	74	24.7	42	0
	Roger Wehrli	3	44	14.7	44	0
1970	Roger Wehrli	6	50	8.3	41	0
1971	Larry Wilson	4	46	11.5	23	0
	Norm Thompson	4	45	11.3	25	0
1972	Larry Wilson	3	35	11.7	24	0
	Miller Farr	3	21	7.0	21	0
1973	Jim Tolbert	2	34	17.0	26	0
	Clarence Duren	2	13	6.5	13	0
1974	Norm Thompson	6	190	31.7	56t	1
1975	Norm Thompson	7	141	20.1	61t	1
1976	Norm Thompson	4	83	20.8	38	0
	Mike Sensibaugh	4	60	15.0	35t	1
	Roger Wehrli	4	31	7.8	26	0
1977	Roger Wehrli	5	44	8.8	41	0
1978	Ken Stone	9	139	15.4	33	0
1979	Ken Stone	6	70	11.6	30	0
1980	Ken Stone	5	63	12.6	20	0
1981	Ken Greene	7	111	15.9	47	0
1982	Benny Perrin	1	35	35.0	35	0
	Jeff Griffin	1	8	8.0	8	0
	Lee Nelson	1	7	7.0	7	0
	Ken Greene	1	2	2.0	2	0
	Carl Allen	1	0	0.0	0	0
	Mike Dawson	1	0	0.0	0	0

Year	Player	No.	Yards	Avg.	Long	TDs
1983	Lionel Washington	8	92	11.5	26	0
1984	Lionel Washington	5	42	8.4	18	0
1985	E.J. Junior	5	109	21.8	53	0
1986	Cedric Mack	4	42	10.5	24	0
1987	Travis Curtis	5	65	13.0	31	0
1988	Cedric Mack	3	33	11.0	12	0
	Carl Carter	3	0	0.0	0	0
1989	Tim McDonald	7	170	24.3	53t	1
1990	Tim McDonald	4	63	15.8	38	0
1991	Aeneas Williams	6	60	10.0	32	0
1992	Robert Massey	5	147	29.4	46t	*3
1993	Lorenzo Lynch	3	13	4.3	13	0
1994	Aeneas Williams	9	89	9.9	43	0
1995	Aeneas Williams	6	86	14.3	48t	2
1996	Aeneas Williams	6	89	14.8	65t	1
1997	Aeneas Williams	6	95	15.8	42t	2
1998	Kwamie Lassiter	8	80	10.0	29	0
1999	Kwamie Lassiter	2	110	*55.0	78t	1
	Rob Fredrickson	2	57	28.5	34t	1
	Tom Knight	2	16	8.0	16	0
	Pat Tillman	2	7	3.5	6	0
	Aeneas Williams	2	5	2.5	8	0
2000	Aeneas Williams	5	102	20.4	48	0
2001	Kwamie Lassiter	9	80	8.9	25	0
2002	Adrian Wilson	4	35	8.8	35	0
2003	Dexter Jackson	6	122	20.3	30	0
2004	David Macklin	4	18	4.5	16	0
2005	Karlos Dansby	3	31	10.3	18	2
2006	Adrian Wilson	4	146	36.5	99t	1
2007	Antrel Rolle	5	231	46.2	57	*3
	Rod Hood	5	196	39.2	71t	2
2008	D. Rodgers-Cromartie	4	129	32.3	99t	1
2009	D. Rodgers-Cromartie	6	77	12.8	49t	1
2010	Kerry Rhodes	4	174	43.5	66	0
2011	Richard Marshall	3	83	27.7	49	0
2012	Patrick Peterson	7	64	9.1	31	0
2013	Karlos Dansby	4	48	12.0	23t	2
2014	Rashad Johnson	4	146	36.5	88t	2
2015	Tyrann Mathieu	5	92	18.4	33t	1
	Rashad Johnson	5	14	2.8	11	0
2016	Marcus Cooper	4	95	23.8	60t	1
2017	Antoine Bethea	5	51	10.2	21	0
2018	Tre Boston	3	9	3.0	9	0
2019	Jordan Hicks	3	64	21.3	48	0
2020	Patrick Peterson	3	7	2.3	7	0
	Dre Kirkpatrick	3	13	4.3	13	0
2021	Byron Murphy, Jr.	4	49	12.3	29t	1
2022	Marco Wilson	3	77	25.7	39	1
2023	Jalen Thompson	4	49	12.3	35	0

\*Cardinal record



## ANNUAL TURNOVER DIFFERENTIALS

Year	Giveaways			Takeaways			Net
	INTs	Fumbles/Lost	Total	INTs	Fumbles/Lost	Total	
2023	12	21/6	18	11	9/6	17	-1
2022	17	25/8	25	11	23/9	20	-5
2021	11	30/4	15	13	28/14	27	+12
2020	13	22/8	21	11	19/10	21	Even
2019	12	9/6	18	7	23/10	17	-1
2018	18	23/10	28	7	20/9	16	-12
2017	18	19/7	25	15	20/6	21	-4
2016	17	27/11	28	14	30/14	28	Even
2015	13	23/11	24	19	31/14	33	+9
2014	12	16/5	17	18	13/7	25	+8
2013	22	22/9	31	20	20/10	30	-1
2012	21	25/13	34	22	17/11	33	-1
2011	23	24/9	32	10	15/9	19	-13
2010	19	33/16	35	17	22/13	30	-5
2009	18	32/18	36	21	20/8	29	-7
2008	15	27/15	30	13	26/17	30	Even
2007	24	27/12	36	18	23/11	29	-7
2006	17	31/13	30	16	29/17	33	+3
2005	21	26/16	37	15	24/11	26	-11
2004	18	34/11	29	15	32/15	30	+1
2003	22	29/14	36	13	21/10	23	-13
2002	22	26/13	35	17	15/8	25	-10
2001	14	26/13	27	17	27/7	24	-3
2000	24	32/20	44	10	17/10	20	-24
1999	30	31/10	40	17	28/10	27	-13
1998	20	30/16	36	20	31/19	39	+3
1997	22	27/20	42	15	16/5	20	-22
1996	21	29/14	35	11	24/14	25	-10
1995	24	41/19	43	19	39/23	42	-1
1994	19	25/10	29	23	28/13	36	+7
1993	20	23/11	31	9	27/17	26	-5
1992	24	26/18	42	16	25/12	28	-14
1991	25	31/14	39	17	37/21	38	-1
1990	18	25/14	32	16	28/11	27	-5
1989	30	24/14	44	16	18/11	27	-17
1988	19	34/16	35	16	27/13	29	-6
1987	15	23/12	27	14	34/19	33	+6
1986	19	25/10	29	10	40/12	22	-7
1985	18	36/16	34	13	28/14	27	-7
1984	16	32/20	36	21	20/12	33	-3
1983	21	50/27	48	28	32/20	48	Even
1982	6	17/10	16	6	14/9	15	-1
1981	24	34/21	45	21	33/16	37	-8
1980	24	24/13	37	20	27/14	34	-3
1979	24	42/21	45	18	40/19	37	-8
1978	21	28/14	35	26	33/16	42	+7
1977	21	30/16	37	19	19/12	31	-6
1976	13	44/24	37	19	32/20	39	+2
1975	20	33/19	39	22	26/15	37	-2
1974	8	27/9	17	16	24/9	25	+8
1973	15	37/14	29	10	31/17	27	-2
1972	23	43/16	39	11	31/16	27	-12
1971	26	35/20	46	17	28/16	33	-13
1970	19	24/15	34	21	20/14	35	+1
1969	25	24/10	35	15	19/12	27	-8
1968	20	24/11	31	13	19/8	21	-10
1967	35	23/11	46	19	19/13	32	-14
1966	19	26/18	37	21	20/10	31	-6
1965	25	15/7	32	17	29/15	32	Even
1964	24	29/16	40	25	24/14	39	-1
1963	21	29/18	39	18	32/18	36	-3
1962	30	37/21	51	16	23/15	31	-20
1961	23	39/18	41	24	36/20	44	+3
1960	25	43/21	46	21	35/23	44	-2
1959	19	48/36	55	15	25/15	30	-25
1958	27	37/21	48	15	29/16	31	-17
1957	22	22/15	37	12	27/13	25	-12
1956	14	29/21	35	33	23/12	45	+10
1955	25	35/20	45	29	23/18	47	+2
1954	30	32/22	52	24	30/19	43	-9
1953	27	39/21	48	24	23/12	36	-12
1952	22	33/23	45	25	30/18	43	-2
1951	24	26/20	44	27	21/16	43	-1
1950	31	25/14	45	22	37/24	46	+1
1949	26	20/16	42	33	26/21	54	+12
1948	12	21/16	28	23	30/24	47	+19
1947	25	32/16	41	27	25/18	45	+4
1946	20	44/29	49	25	39/20	45	-4
1945	18	35/13	31	12	26/12	24	-7
1944	41	30/12	53	16	23/12	28	-25
1943	39	17/5	44	16	19/12	28	-16
1942	29	25/11	40	25	19/8	33	-7
1941	20	19/12	32	16	27/15	31	-1



ALL-TIME CARDINAL SHUTOUTS

Date	Opponent	Score	Date	Opponent	Score
Dec. 24, 2017	N.Y. Giants	23-0	Nov. 10, 1929	Minneapolis Red Jackets	8-0
Dec. 12, 1992	N.Y. Giants	19-0	Nov. 6, 1929	At Providence Steam Roller	16-0
Nov. 15, 1981	Buffalo Bills	24-0	Oct. 20, 1929	At Chicago Bears	0-0
Oct. 31, 1977	N.Y. Giants	28-0	Oct. 7, 1928	Dayton Triangles	7-0
Sept. 19, 1976	Green Bay Packers	29-0	Nov. 24, 1927	At Chicago Bears	3-0
Nov. 16, 1970	At Dallas Cowboys	38-0	Oct. 9, 1927	Dayton Triangles	7-0
Nov. 8, 1970	Boston Patriots	31-0	Nov. 25, 1926	At Chicago Bears	0-0
Nov. 1, 1970	Houston Oilers	44-0	Oct. 3, 1926	Racine Tornadoes	20-0
Dec. 17, 1961	Pittsburgh Steelers	20-0	Sept. 26, 1926	L.A. Buccaneers	15-0
Oct. 22, 1961	At Washington	24-0	Sept. 19, 1926	Columbus Tigers	14-0
Oct. 18, 1942	At Detroit Lions	7-0	Dec. 10, 1925	Milwaukee Badgers	59-0
Sept. 20, 1942	Detroit Lions	13-0	Nov. 29, 1925	Rock Island Independents	7-0
Sept. 13, 1942	Cleveland Rams (at Buffalo)	7-0	Nov. 26, 1925	At Chicago Bears	0-0
Nov. 23, 1941	At Cleveland Rams	7-0	Nov. 22, 1925	Dayton Triangles	14-0
Sept. 15, 1940	Detroit Lions (at Buffalo)	0-0	Oct. 25, 1925	Chicago Bears	9-0
Sept. 24, 1939	At Pittsburgh Pirates	10-0	Oct. 14, 1925	Milwaukee Badgers	24-0
Oct. 3, 1937	At Cleveland Rams	6-0	Nov. 16, 1924	Akron Indians	13-0
Dec. 6, 1936	Green Bay Packers	0-0	Nov. 9, 1924	Dayton Triangles	23-0
Nov. 8, 1936	Philadelphia Eagles	13-0	Oct. 12, 1924	Minneapolis Marines	13-0
Nov. 24, 1935	At Boston	6-0	Oct. 5, 1924	Green Bay Packers	3-0
Oct. 13, 1935	At Green Bay Packers	3-0	Nov. 18, 1923	Duluth Kelleys	10-0
Nov. 29, 1934	Green Bay Packers	6-0	Nov. 11, 1923	Hammond Pros	6-0
Nov. 18, 1934	At Green Bay Packers	9-0	Oct. 21, 1923	Minneapolis Marines	9-0
Nov. 6, 1934	At Brooklyn Dodgers	21-0	Oct. 14, 1923	Akron Indians	19-0
Oct. 7, 1934	At Cincinnati Reds	16-0	Oct. 7, 1923	Rochester Jeffersons	60-0
Sept. 23, 1934	At Cincinnati Reds	9-0	Sept. 30, 1923	Buffalo All-Americans	3-0
Dec. 3, 1933	Boston	0-0	Dec. 10, 1922	Chicago Bears	9-0
Oct. 8, 1933	At Cincinnati Reds	3-0	Nov. 30, 1922	Chicago Bears	6-0
Oct. 16, 1932	At Boston Braves	9-0	Nov. 12, 1922	Akron Pros	7-0
Oct. 9, 1932	Chicago Bears	0-0	Oct. 22, 1922	Minneapolis Marines	3-0
Nov. 28, 1931	Cleveland Indians	21-0	Oct. 1, 1922	Milwaukee Badgers	3-0
Nov. 2, 1930	Frankford Yellow Jackets	6-0	Dec. 18, 1921	At Chicago Staleys	0-0
Oct. 8, 1930	At Newark Tornadoes	13-0	Nov. 6, 1921	Hammond Pros	7-0
Oct. 5, 1930	At Portsmouth Spartans	0-0	Oct. 2, 1921	Minneapolis Marines	20-0
Dec. 8, 1929	At Orange Tornadoes	26-0	Oct. 31, 1920	Detroit Heralds	21-0
Nov. 24, 1929	Dayton Triangles	19-0	Oct. 10, 1920	At Chicago Tigers	0-0

ALL-TIME OPPONENT SHUTOUTS

Date	Opponent	Score	Date	Opponent	Score
Nov. 5, 2023	At Cleveland Browns	0-27	Oct. 2, 1938	At Brooklyn Dodgers	0-13
Sept. 16, 2018	At Los Angeles Rams	0-34	Dec. 6, 1937	Green Bay Packers	0-0
Oct. 22, 2017	Los Angeles Rams (at London)	0-33	Oct. 25, 1936	At Brooklyn Dodgers	0-9
Dec. 9, 2012	At Seattle Seahawks	0-58	Oct. 4, 1936	At Green Bay Packers	0-24
Sept. 14, 2003	Seattle Seahawks	0-38	Sept. 28, 1936	At Detroit Lions	0-39
Dec. 1, 2002	At Kansas City Chiefs	0-49	Dec. 8, 1935	Chicago Bears	0-13
Sept. 15, 1996	At New England Patriots	0-31	Oct. 28, 1934	At Boston	0-9
Sept. 18, 1994	At Cleveland Browns	0-32	Oct. 21, 1934	At Green Bay Packers	0-15
Oct. 27, 1991	Minnesota Vikings	0-28	Oct. 14, 1934	At Chicago Bears	0-20
Sept. 15, 1991	At Washington	0-34	Sept. 30, 1934	At Detroit Lions	0-6
Sept. 9, 1990	At Washington	0-31	Dec. 3, 1933	Boston	0-0
Dec. 17, 1989	Denver Broncos	0-37	Nov. 19, 1933	Brooklyn Dodgers	0-3
Nov. 10, 1985	At Tampa Bay Buccaneers	0-16	Oct. 29, 1933	At Brooklyn Dodgers	0-7
Jan. 2, 1983	At Washington	0-28	Oct. 22, 1933	At Boston	0-10
Dec. 20, 1981	At Philadelphia Eagles	0-38	Nov. 24, 1932	At Chicago Bears	0-34
Oct. 19, 1980	At Washington	0-23	Nov. 13, 1932	At Brooklyn Dodgers	0-3
Sept. 30, 1979	At L.A. Rams	0-21	Oct. 9, 1932	Chicago Bears	0-0
Dec. 10, 1978	At N.Y. Giants	0-17	Nov. 27, 1930	At Chicago Bears	0-6
Sept. 18, 1977	At Denver Broncos	0-7	Oct. 5, 1930	At Portsmouth Spartans	0-0
Dec. 8, 1974	At New Orleans Saints	0-14	Sept. 21, 1930	At Green Bay Packers	0-14
Oct. 17, 1971	At Washington	0-20	Nov. 17, 1929	Green Bay Packers	0-12
Nov. 17, 1968	At Baltimore Colts	0-27	Nov. 2, 1929	At Frankford Yellow Jackets	0-8
Sept. 23, 1962	At Green Bay Packers	0-17	Oct. 20, 1929	At Chicago Bears	0-0
Nov. 19, 1961	At Baltimore Colts	0-16	Nov. 29, 1928	At Chicago Bears	0-34
Dec. 1, 1957	At Cleveland Browns	0-31	Nov. 25, 1928	At N.Y. Yankees	0-19
Nov. 20, 1955	Washington	0-31	Nov. 24, 1929	At Frankford Yellow Jackets	0-19
Oct. 16, 1955	At N.Y. Giants	0-10	Oct. 14, 1928	At Green Bay Packers	0-20
Nov. 21, 1953	At Philadelphia Eagles	0-38	Sept. 23, 1928	Chicago Bears	0-15
Nov. 25, 1951	N.Y. Giants	0-10	Oct. 16, 1927	At Green Bay Packers	0-13
Nov. 11, 1945	At Pittsburgh Steelers	0-23	Sept. 25, 1927	Chicago Bears	0-9
Oct. 21, 1945	At Detroit Lions	0-26	Nov. 25, 1926	At Chicago Bears	0-0
Sept. 30, 1945	At Cleveland Rams	0-21	Nov. 11, 1926	At Chicago Bears	0-10
Sept. 23, 1945	Detroit Lions (at Milwaukee)	0-10	Nov. 7, 1926	At N.Y. Giants	0-20
Nov. 12, 1944	At Detroit Lions	0-10	Oct. 31, 1926	Green Bay Packers	0-3
Nov. 5, 1944	Detroit Lions (at Pittsburgh)	0-27	Oct. 17, 1926	At Chicago Bears	0-16
Oct. 22, 1944	At N.Y. Giants	0-23	Nov. 26, 1935	At Chicago Bears	0-0
Nov. 7, 1943	At Brooklyn Dodgers	0-7	Nov. 27, 1924	Chicago Bears	0-21
Oct. 17, 1943	Detroit Lions (at Buffalo)	0-7	Oct. 19, 1924	At Chicago Bears	0-6
Oct. 10, 1943	Chicago Bears	0-20	Nov. 29, 1923	At Chicago Bears	0-3
Nov. 8, 1942	At Washington	0-28	Nov. 19, 1922	Canton Bulldogs	0-7
Sept. 15, 1940	Detroit Lions (at Buffalo)	0-0	Dec. 18, 1921	At Chicago Staleys	0-0
Nov. 5, 1939	At Cleveland Rams	0-14	Dec. 4, 1921	Akron Pros	0-7
Oct. 22, 1939	Cleveland Rams	0-24	Oct. 9, 1921	Akron Pros	0-23
Nov. 6, 1938	At N.Y. Giants	0-6	Dec. 5, 1920	At Decatur Staleys	0-10
Oct. 26, 1938	Philadelphia Eagles (at Erie)	0-7	Oct. 24, 1920	At Rock Island Independents	0-7
Oct. 23, 1938	At Detroit Lions	0-10	Oct. 10, 1920	At Chicago Tigers	0-0





## ALL-TIME TWO-POINT CONVERSIONS

### ANNUAL RESULTS

Year	Results	Year	Results	Year	Results
1994	1-3	2004	1-3	2014	2-5
1995	5-6	2005	3-5	2015	0-0
1996	2-2	2006	0-1	2016	1-4
1997	3-3	2007	0-1	2017	1-2
1998	0-0	2008	1-3	2018	1-2
1999	0-1	2009	0-0	2019	3-3
2000	0-5	2010	1-2	2020	0-3
2001	1-1	2011	0-2	2021	0-3
2002	1-2	2012	0-0	2022	5-9
2003	1-5	2013	1-4	2023	4-13
			<b>Overall</b>	<b>39-92</b>	

### SUCCESSFUL CONVERSIONS

Date	Opponent	Play	Outcome, Score
Dec. 31, 2023	At Philadelphia	Michael Wilson pass from Kyler Murray	W, 35-31
Nov. 26, 2023	LA Rams	Clayton Tune run	L, 14-37
Oct. 29, 2023	Baltimore	Joshua Dobbs run	L, 24-31
Sept. 17, 2023	NY Giants	Joshua Dobbs run	L, 28-31
Oct. 20, 2022	New Orleans	Zach Ertz pass from Kyler Murray	W, 42-34
Oct. 20, 2022	New Orleans	Eno Benjamin run	W, 42-34
Sept. 18, 2022	At Las Vegas	A.J. Green pass from Kyler Murray	W (OT), 29-23
Sept. 18, 2022	At Las Vegas	Kyler Murray run	W (OT), 29-23
Sept. 11, 2022	Kansas City	Zach Ertz pass from Kyler Murray	L, 21-44
Oct. 31, 2019	San Francisco	Kenyan Drake pass from Kyler Murray	L, 25-28
Sept. 15, 2019	At Baltimore	KeeSean Johnson pass from Kyler Murray	L, 17-23
Sept. 8, 2019	Detroit	Christian Kirk pass from Kyler Murray	T, 27-27
Dec. 30, 2018	At Seattle	David Johnson run	L, 24-27
Oct. 28, 2018	San Francisco	Larry Fitzgerald pass from Josh Rosen	W, 18-15
Nov. 26, 2017	Jacksonville	Larry Fitzgerald pass from Blaine Gabbert	W, 27-24
Dec. 11, 2016	At Miami	David Johnson pass from Carson Palmer	L, 23-26
Dec. 7, 2014	Kansas City	John Carlson pass from Drew Stanton	W, 17-14
Nov. 30, 2014	At Atlanta	Stepfan Taylor run	L, 18-29
Dec. 22, 2013	At Seattle	Rashard Mendenhall run	W, 17-10
Nov. 14, 2010	Seattle	Larry Fitzgerald pass from Derek Anderson	L, 18-36
Sept. 28, 2008	At N.Y. Jets	Edgerrin James run	L, 35-56
Dec. 4, 2005	At San Francisco	Obafemi Ayanbadejo run	W, 17-10
Nov. 20, 2005	At St. Louis	Anquan Boldin pass from Kurt Warner	W, 38-28
Nov. 13, 2005	At Detroit	Obafemi Ayanbadejo run	L, 21-29
Dec. 12, 2004	San Francisco	Josh McCown run	L (OT), 28-31
Oct. 2, 2003	Baltimore	Jeff Blake run	L, 18-26
Sept. 22, 2002	San Diego	Frank Sanders pass from Jake Plummer	L, 15-23
Dec. 2, 2001	At Oakland	Jake Plummer run	W (OT), 34-31
Dec. 21, 1997	Atlanta	Jake Plummer run	W, 29-26
Sept. 28, 1997	At Tampa Bay	Frank Sanders pass from Kent Graham	L, 18-19
Sept. 7, 1997	Dallas	Rob Moore pass from Kent Graham	W, 25-22
Nov. 3, 1996	At N.Y. Giants	Boomer Esiason run	L, 8-16
Sept. 22, 1996	At New Orleans	Rob Moore pass from Kent Graham	W, 28-14
Dec. 17, 1995	At Philadelphia	Stevie Anderson pass from Dave Krieg	L, 20-21
Dec. 9, 1995	At San Diego	Stevie Anderson pass from Dave Krieg	L, 25-28
Nov. 12, 1995	Minnesota	Rob Moore pass from Dave Krieg	L, 24-30
Oct. 8, 1995	At N.Y. Giants	Frank Sanders pass from Dave Krieg	L, 21-27
Sept. 17, 1995	At Detroit	Frank Sanders pass from Dave Krieg	W, 20-17
Dec. 4, 1994	At Houston	Ronald Moore run	W, 30-12

Note: Two-point conversion rule instituted in NFL in 1994.

## CARDINALS ALL-TIME OPPONENTS

Akron Indians	Cincinnati Bengals	Hammond Pros	Minneapolis Marines	Providence Steam Rollers
Akron Pros	Cincinnati Reds	Houston Oilers	Minneapolis Red Jackets	Racine American Legion
Atlanta Falcons	Cleveland Browns	Houston Texans	Minnesota Vikings	Racine Legion
Baltimore Colts	Cleveland Bulldogs	Indianapolis Colts	Moline Athletics	Racine Tornadoes
Baltimore Ravens	Cleveland Indians	Indianapolis Indians	New England Patriots	Rochester Jeffersons
Battle Creek Maroons	Cleveland Rams	Jacksonville Jaguars	New Orleans Saints	Rock Island Independents
Berkeley Giants	College All-Stars	Kansas City Blues	New York Bulldogs	San Diego Chargers
Boston Braves	Columbus Panhandles	Kansas City Chiefs	New York Giants	San Francisco 49ers
Boston	Columbus Tigers	Kansas City Cowboys	New York Jets	Seattle Seahawks
Boston Yankees	Dallas Cowboys	Kenosha Cardinals	New York Yanks	Southern CA Maroons
Brooklyn Dodgers	Dallas Texans	LaCrosse Lagers	New York Yankees	St. Louis Gunners
Buffalo All-Americans	Dayton Triangles	Lansing Oldsmobile	Newark Bears	St. Louis Rams
Buffalo Bills	Decatur Staleys	Los Angeles Buccaneers	Oakland Raiders	Stanford Braves
Buffalo Bisons	Denver Broncos	Los Angeles Bulldogs	Oorang Indians	Staten Island Stapletons
Camp Polk	Detroit Herolds	Los Angeles Raiders	Orange Tornadoes	Tampa Bay Buccaneers
Canton Bulldogs	Detroit Lions	Los Angeles Chargers	PCFL All-Stars	Tennessee Titans
Carolina Panthers	Duluth Kelleys	Los Angeles Rams	Philadelphia Eagles	Toronto Argonauts
Chicago Bears	Frankford Yellow Jackets	Maplewood Rovers	Phila.-Pitt. Steagles	Tulsa Oilers
Chicago Staleys	Freeport Lions	Memphis Tigers	Pittsburgh Pirates	Washington Commanders
Chicago Stayms	Gary Elks	Miami Dolphins	Pittsburgh Steelers	Western Army All-Stars
Chicago Tigers	Green Bay Packers	Milwaukee Badgers	Portsmouth Spartans	Wichita Aero Commanders
Cincinnati Bengals	Greensboro Generals	Milwaukee Nighthawks	Pottsville Maroons	Wilkes-Barre Barons



DEFENSIVE TOUCHDOWNS

1960-2023

Date	Opponent	Play	Outcome, Score
Sept. 10, 2023	At Washington	Cameron Thomas 2-yard fumble return	L, 16-20
Nov. 6, 2022	Seattle	Zaven Collins 30-yard interception return	L, 21-31
Oct. 20, 2022	New Orleans	Isaiah Simmons 56-yard interception return	W, 42-34
Oct. 20, 2022	New Orleans	Marco Wilson 38-yard interception return	W, 42-34
Sept. 18, 2022	At Las Vegas	Byron Murphy 59-yard fumble return in OT	W, 29-23 (OT)
Jan. 9, 2022	Seattle	Zach Allen 16-yard fumble return	L, 30-38
Sept. 26, 2021	At Jacksonville	Byron Murphy, Jr. 29-yard interception return	W, 31-19
Oct. 14, 2018	At Minnesota	Budda Baker 36-yard fumble return	L, 17-27
Oct. 7, 2018	At San Francisco	Josh Byner 23-yard fumble return	W, 28-18
Dec. 24, 2017	N.Y. Giants	Robert Nkemdiche 21-yard fumble return	W, 23-0
Sept. 10, 2017	At Detroit	Justin Bethel 82-yard interception return	L, 23-35
Jan. 1, 2017	At LA Rams	Justin Bethel 66-yard interception return	W, 44-6
Dec. 18, 2016	New Orleans	Calais Campbell 53-yard fumble return	L, 41-48
Sept. 18, 2016	Tampa Bay	Marcus Cooper 60-yard interception return	W, 40-7
Dec. 27, 2015	Green Bay	Cory Redding 36-yard fumble return	W, 38-8
Dec. 27, 2015	Green Bay	Jeraud Powers 7-yard fumble return	W, 38-8
Dec. 20, 2015	At Philadelphia	Deone Bucannon 39-yard interception return	W, 40-17
Sept. 27, 2015	San Francisco	Tyrann Mathieu 33-yard interception return	W, 47-7
Sept. 27, 2015	San Francisco	Justin Bethel 21-yard interception return	W, 47-7
Sept. 20, 2015	At Chicago	Tony Jefferson 26-yard interception return	W, 48-23
Nov. 30, 2014	At Atlanta	Rashad Johnson 88-yard interception return	L, 18-29
Nov. 9, 2014	St. Louis	Antonio Cromartie 14-yard fumble return	W, 31-14
Nov. 9, 2014	St. Louis	Patrick Peterson 30-yard interception return	W, 31-14
Oct. 12, 2014	Washington	Rashad Johnson 28-yard interception return	W, 30-20
Dec. 15, 2013	At Tennessee	Antoine Cason 20-yard interception return	W, 37-34 (OT)
Dec. 8, 2013	St. Louis	Karlos Dansby 23-yard interception return	W, 30-10
Nov. 24, 2013	Indianapolis	Karlos Dansby 22-yard interception return	W, 40-11
Nov. 10, 2013	Houston	Matt Shaughnessy 6-yard fumble return	W, 27-24
Sept. 8, 2013	At St. Louis	Dan Williams 2-yard interception return	L, 24-27
Dec. 16, 2012	Detroit	Greg Toler 102-yard interception return	W, 38-10
Dec. 16, 2012	Detroit	Rashad Johnson 53-yard interception return	W, 38-10
Sept. 23, 2012	Philadelphia	James Sanders 93-yard fumble return	W, 27-6
Dec. 25, 2010	Dallas	Greg Toler 66-yard interception return	W, 27-26
Dec. 25, 2010	Dallas	Dominique Rodgers-Cromartie 32-yard interception return	W, 27-26
Oct. 31, 2010	Tampa Bay	Gerald Hayes 21-yard fumble return	L, 35-38
Oct. 10, 2010	New Orleans	Dominique Rodgers-Cromartie 28-yard interception return	W, 30-20
Oct. 10, 2010	New Orleans	Kerry Rhodes 27-yard fumble return	W, 30-20
Oct. 3, 2010	At San Diego	Kerry Rhodes 42-yard fumble return	L, 10-41
Jan. 10, 2010	Green Bay*	Karlos Dansby 17-yard fumble return in OT	W, 51-45 (OT)
Oct. 11, 2009	Houston	Dominique Rodgers-Cromartie 49-yard interception return	W, 28-21
Jan. 3, 2009	Atlanta*	Antrel Rolle 27-yard fumble return	W, 30-24
Dec. 7, 2008	St. Louis	Dominique Rodgers-Cromartie 99-yard interception return	W, 34-10
Dec. 7, 2008	St. Louis	Darnell Dockett 11-yard fumble return	W, 34-10
Nov. 2, 2008	At St. Louis	Antrel Rolle 40-yard interception return	W, 34-13
Dec. 30, 2007	St. Louis	Gerald Hayes 30-yard interception return	W, 48-19
Dec. 30, 2007	St. Louis	Antrel Rolle 47-yard interception return	W, 48-19
Dec. 2, 2007	Cleveland	Rod Hood 71-yard interception return	W, 27-21
Nov. 18, 2007	At Cincinnati	Antrel Rolle 54-yard interception return	W, 35-27
Nov. 18, 2007	At Cincinnati	Antrel Rolle 55-yard interception return	W, 35-27
Oct. 7, 2007	At St. Louis	Rod Hood 68-yard interception return	W, 34-31
Dec. 17, 2006	Denver	Antonio Smith 4-yard fumble return	L, 20-37
Nov. 26, 2006	At Minnesota	Adrian Wilson 99-yard fumble return	L, 26-31
Oct. 1, 2006	At Atlanta	Adrian Wilson 99-yard interception return	L, 10-32
Dec. 24, 2005	Philadelphia	Karlos Dansby 11-yard interception return	W, 27-21
Oct. 23, 2005	Tennessee	David Macklin 60-yard interception return	W, 20-10
Sept. 11, 2005	At N.Y. Giants	Karlos Dansby 18-yard interception return	L, 19-42
Nov. 7, 2004	At Miami	Duane Starks 41-yard interception return	W, 24-23
Oct. 3, 2004	New Orleans	Adrian Wilson 35-yard fumble return	W, 34-10
Nov. 23, 2003	St. Louis	Renaldo Hill 70-yard interception return	L, 27-30 (OT)
Nov. 3, 2002	St. Louis	Justin Lucas 35-yard return with lateral from interception	L, 14-27
Sept. 29, 2002	N.Y. Giants	Justin Lucas 38-yard interception return	W, 21-7
Jan. 6, 2002	At Washington	Adrian Wilson 61-yard interception return	L, 17-20
Dec. 30, 2001	At Carolina	Ronald McKinnon 25-yard fumble return	W, 30-7
Dec. 23, 2001	Dallas	Ronald McKinnon 24-yard interception return	W, 17-10
Nov. 18, 2001	Detroit	Fred Wakefield 20-yard interception return	W, 45-38
Oct. 7, 2001	At Philadelphia	Kyle Vanden Bosch 9-yard fumble return	W, 21-20
Nov. 5, 2000	Washington	Aeneas Williams 103-yard fumble return	W, 16-15
Dec. 5, 1999	Philadelphia	Kwamie Lassiter 78-yard interception return	W, 21-17
Nov. 28, 1999	At N.Y. Giants	Eric Swann 42-yard interception return	W, 34-24
Sept. 19, 1999	At Miami	Rob Fredrickson 34-yard interception return	L, 16-19
Dec. 13, 1998	At Philadelphia	Tommy Bennett 70-yard interception return	W, 20-17
Nov. 2, 1997	Philadelphia	Bernard Wilson 66-yard interception return	W, 31-21
Oct. 12, 1997	N.Y. Giants	Aeneas Williams 30-yard interception return	L, 13-27
Sept. 28, 1997	At Tampa Bay	Aeneas Williams 42-yard interception return	L, 18-19
Dec. 22, 1996	At Philadelphia	Aeneas Williams 65-yard interception return	L, 19-29
Dec. 15, 1996	Washington	Jamir Miller 26-yard return with lateral from fumble	W, 27-26
Dec. 25, 1995	Dallas	Aeneas Williams 48-yard interception return	L, 13-37
Dec. 9, 1995	At San Diego	Clyde Simmons 25-yard interception return	L, 25-28
Oct. 29, 1995	Seattle	Lorenzo Lynch 72-yard interception return	W, 20-14
Oct. 29, 1995	Seattle	Keith McCants 5-yard fumble return	W, 20-14
Oct. 15, 1995	Washington	Aeneas Williams 28-yard interception return	W, 24-20
Nov. 27, 1994	Chicago	Keith McCants 46-yard interception return	L, 16-19
Oct. 31, 1993	New Orleans	Aeneas Williams 20-yard fumble return	L, 17-20
Oct. 31, 1993	New Orleans	Aeneas Williams 46-yard interception return	L, 17-20
Sept. 5, 1993	At Philadelphia	Lorenzo Lynch 55-yard fumble return	L, 17-23
Nov. 15, 1992	At Atlanta	Robert Massey 46-yard interception return	L, 17-20
Oct. 4, 1992	Washington	Robert Massey 31-yard interception return	W, 27-24
Oct. 4, 1992	Washington	Robert Massey 41-yard interception return	W, 27-24
Nov. 24, 1991	Philadelphia	Lorenzo Lynch 35-yard interception return	L, 14-34
Sept. 8, 1991	At Philadelphia	Rod Saddler 7-yard fumble return	W, 26-10
Sept. 1, 1991	At L.A. Rams	Eric Hill 85-yard fumble return	W, 24-14
Dec. 9, 1990	At Atlanta	Marcus Turner 47-yard interception return	W, 24-13
Dec. 2, 1990	Indianapolis	Marcus Turner 21-yard return with lateral from interception	W, 20-17
Nov. 12, 1989	Dallas	Tim McDonald 53-yard interception return	W, 24-20
Oct. 29, 1989	At Dallas	Michael Zordich 16-yard interception return	W, 19-10
Dec. 10, 1988	Philadelphia	E.J. Junior 36-yard fumble return	L, 17-23
Oct. 25, 1988	Washington	Cedric Mack 47-yard fumble return	W, 30-21
Oct. 2, 1988	At L.A. Rams	Rod Saddler 16-yard fumble return	W, 41-27
Nov. 8, 1987	Tampa Bay	Niko Noga 23-yard fumble return	W, 31-28
Oct. 11, 1987	New Orleans	Mark Jackson 77-yard fumble return	W, 24-19
Oct. 11, 1987	New Orleans	Leonard Smith 29-yard fumble return	W, 24-19
Oct. 4, 1987	At Washington	Peter Noga 60-yard interception return	L, 21-28



# HISTORY

Date	Opponent	Play	Outcome, Score
Sept. 8, 1985	At Cleveland	Lionel Washington 48-yard interception return	W, 27-24
Dec. 2, 1984	At New England	Thomas Howard 29-yard fumble return	W, 33-10
Sept. 16, 1984	At Indianapolis	Leonard Smith 25-yard interception return	W, 34-33
Dec. 11, 1983	At L.A. Raiders	Elois Grooms 40-yard fumble return	W, 34-24
Oct. 24, 1983	N.Y. Giants	Benny Perrin 32-yard fumble return	T, 20-20
Oct. 2, 1983	At Kansas City	Lee Nelson 36-yard fumble return	L, 14-38
Nov. 25, 1981	At Baltimore	Dave Ahrens 14-yard interception return	W, 35-24
Sept. 28, 1980	Philadelphia	Eric Allen 70-yard interception return	W, 24-14
Nov. 4, 1979	Minnesota	Roger Wehrli 9-yard interception return	W, 37-7
Oct. 28, 1979	Cleveland	Steve Neils 72-yard fumble return	L, 20-38
Sept. 9, 1979	At N.Y. Giants	Mark Arneson 29-yard fumble return	W, 27-14
Oct. 31, 1977	N.Y. Giants	Mike Sensibaugh 79-yard interception return	W, 28-0
Oct. 9, 1977	Dallas	Charlie Davis 36-yard fumble return	L, 24-30
Oct. 3, 1976	N.Y. Giants	Mike Sensibaugh 35-yard interception return	W, 27-21
Nov. 23, 1975	At N.Y. Jets	Norm Thompson 61-yard interception return	W, 37-6
Oct. 27, 1974	Washington	Roger Wehrli 53-yard interception return	W, 23-20
Sept. 29, 1974	Cleveland	Norm Thompson 56-yard interception return	W, 29-7
Sept. 22, 1974	At Washington	Ron Yankowski 71-yard fumble return	W, 17-10
Dec. 10, 1972	L.A. Rams	Norm Thompson 58-yard fumble return	W, 24-14
Nov. 28, 1971	At N.Y. Giants	Larry Stallings 26-yard interception return	W, 24-7
Dec. 20, 1970	At Washington	Chuck Latourette 32-yard fumble return	L, 27-28
Nov. 1, 1970	Houston	Don Parish 41-yard interception return	W, 44-0
Sept. 27, 1970	Washington	Miller Farr 19-yard interception return	W, 27-17
Dec. 21, 1969	At Green Bay	Larry Wilson 88-yard fumble return	L, 28-45
Oct. 19, 1969	Minnesota	Bob Rowe 18-yard interception return	L, 10-27
Sept. 28, 1969	Chicago	Larry Stallings 62-yard fumble return	W, 20-17
Sept. 22, 1968	At San Francisco	Don Brumm 17-yard fumble return	L, 17-35
Oct. 22, 1967	Philadelphia	Pat Fischer 69-yard interception return	W, 48-14
Oct. 31, 1966	Chicago	Larry Wilson 29-yard interception return	W, 24-17
Oct. 2, 1966	At Philadelphia	Jerry Stovall 18-yard interception return	W, 41-10
Oct. 2, 1966	At Philadelphia	Larry Wilson 91-yard interception return	W, 41-10
Dec. 18, 1965	Cleveland	Larry Wilson 95-yard interception return	L, 24-27
Nov. 28, 1965	Philadelphia	Larry Stallings 17-yard fumble return	L, 24-28
Sept. 26, 1965	At Cleveland	Don Brumm 10-yard fumble return	W, 49-13
Dec. 13, 1964	Philadelphia	Jerry Stovall 31-yard interception return	W, 36-24
Nov. 29, 1964	At Pittsburgh	Pat Fischer 49-yard fumble return	W, 21-20
Nov. 22, 1964	At Philadelphia	Larry Wilson 42-yard interception return	W, 38-13
Nov. 8, 1964	Pittsburgh	Dale Meinert 18-yard interception return	W, 34-30
Oct. 18, 1964	Washington	Pat Fischer 39-yard interception return	W, 38-24
Oct. 4, 1964	At Washington	Pat Fischer 33-yard interception return	W, 23-17
Dec. 8, 1963	Philadelphia	Larry Wilson 42-yard fumble return	W, 32-14
Oct. 6, 1963	At Minnesota	John Symank 31-yard interception return	W, 56-14
Sept. 14, 1963	At Dallas	Jimmy Hill 58-yard interception return	W, 34-7
Oct. 28, 1962	At Dallas	Larry Wilson 57-yard interception return	W, 28-24
Dec. 17, 1961	Pittsburgh	Billy Stacy 25-yard fumble return after lateral from Joe Robb	W, 20-0
Nov. 26, 1961	At Pittsburgh	Jerry Norton 47-yard interception return	L, 27-30
Nov. 26, 1961	At Pittsburgh	Jerry Norton 37-yard interception return	L, 27-30
Nov. 5, 1961	At Dallas	Billy Stacy 31-yard interception return	W, 31-17
Nov. 5, 1961	At Dallas	Billy Stacy 34-yard interception return	W, 31-17
Oct. 22, 1961	At Washington	Jimmy Hill 35-yard interception return	W, 24-0
Sept. 17, 1961	At N.Y. Giants	William West fumble recovery in end zone	W, 21-10
Oct. 30, 1960	At N.Y. Giants	Billy Stacy 33-yard fumble return	W, 20-13

\* Postseason

## SPECIAL TEAMS TOUCHDOWNS

### 1960-2023

Date	Opponent	Play	Outcome, Score
Oct. 16, 2022	At Seattle	Chris Banjo recovers fumble by punter in end zone	L, 9-19
Dec. 30, 2018	At Seattle	Dennis Gardeck blocked punt recovery in end zone	L, 24-27
Sept. 20, 2015	At Chicago	David Johnson 108-yard kickoff return	W, 48-23
Sept. 14, 2014	At N.Y. Giants	Ted Ginn, Jr. 71-yard punt return	W, 25-14
Dec. 23, 2012	Chicago	Justin Bethel 82-yard return of blocked Adrian Wilson field goal	L, 13-28
Nov. 27, 2011	At St. Louis	Patrick Peterson 80-yard punt return	W, 23-20
Nov. 6, 2011	St. Louis	Patrick Peterson 99-yard punt return	W, 19-13 (OT)
Oct. 30, 2011	At Baltimore	Patrick Peterson 82-yard punt return	L, 27-30
Sept. 11, 2011	Carolina	Patrick Peterson 89-yard punt return	W, 28-21
Nov. 7, 2010	At Minnesota	Michael Adams 30-yard fumble return	L, 24-27 (OT)
Nov. 7, 2010	At Minnesota	LaRod Stephens-Howling 96-yard kickoff return	L, 24-27 (OT)
Sept. 26, 2010	Oakland	LaRod Stephens-Howling 102-yard kickoff return	W, 24-23
Nov. 29, 2009	At Tennessee	LaRod Stephens-Howling 99-yard kickoff return	L, 17-20
Sept. 20, 2009	At Jacksonville	Antrel Rolle 83-yard return of blocked Calais Campbell field goal	W, 31-17
Dec. 14, 2008	Minnesota	Rod Hood 68-yard return of blocked D. Rodgers-Cromartie field goal	L, 14-35
Oct. 12, 2008	Dallas	Monty Beisel three-yard return of Sean Morey blocked punt in OT	W, 30-24 (OT)
Oct. 12, 2008	Dallas	J.J. Arrington 93-yard kickoff return TD to begin game	W, 30-24 (OT)
Sept. 30, 2007	Pittsburgh	Steve Breaston 73-yard punt return	W, 21-14
Nov. 26, 2006	At Minnesota	J.J. Arrington 99-yard kickoff return	L, 26-31
Sept. 28, 2003	At St. Louis	Josh Scobey 100-yard kickoff return	L, 13-37
Sept. 15, 2002	At Seattle	MarTay Jenkins 95-yard kickoff return	W, 24-13
Nov. 12, 2000	At Minnesota	MarTay Jenkins 98-yard kickoff return	L, 14-31
Sept. 14, 1997	At Washington	Tommy Bennett blocked punt recovery in end zone	L, 13-19
Nov. 19, 1995	At Carolina	Aeneas Williams 72-yard return of blocked field goal	L, 7-27
Sept. 12, 1993	At Washington	Johnny Bailey 58-yard punt return	W, 17-10
Dec. 13, 1987	N.Y. Giants	Vai Sikahema 76-yard punt return	W, 27-24
Dec. 21, 1986	Tampa Bay	Vai Sikahema 71-yard punt return	W, 21-17
Dec. 21, 1986	Tampa Bay	Vai Sikahema 60-yard punt return	W, 21-17
Sept. 20, 1981	Washington	Stump Mitchell 50-yard punt return	L, 10-30
Dec. 7, 1980	Detroit	Roy Green 57-yard punt return	W, 24-23
Oct. 21, 1979	At Dallas	Roy Green 106-yard kickoff return	L, 13-22
Nov. 19, 1978	At Washington	Willard Harrell 70-yard punt return	W, 27-17
Oct. 13, 1975	At Washington	Terry Metcalf 93-yard kickoff return	L, 17-27
Nov. 2, 1975	New England	Terry Metcalf 69-yard punt return	W, 24-17
Dec. 21, 1975	At Detroit	Dwayne Crump 64-yard return of blocked field goal	W, 24-13
Sept. 29, 1974	Cleveland	Terry Metcalf 94-yard kickoff return	W, 29-7
Sept. 23, 1973	Washington	Don Shy 97-yard kickoff return	W, 34-27
Oct. 1, 1972	Pittsburgh	Norm Thompson 8-yard return of blocked punt	L, 19-25
Nov. 21, 1971	Philadelphia	George Hoey 103-yard kickoff return	L, 20-37
Nov. 16, 1970	At Dallas	Johnny Roland 74-yard punt return	W, 38-0
Dec. 21, 1969	At Green Bay	John Gilliam 100-yard kickoff return	L, 28-45
Sept. 29, 1968	At New Orleans	Chuck Latourette 86-yard punt return	W, 21-20
Sept. 25, 1966	At Cleveland	Roy Shivers 94-yard kickoff return	W, 34-28
Oct. 2, 1966	At Philadelphia	Johnny Roland 86-yard punt return	W, 41-10
Sept. 27, 1964	At San Francisco	Jim Burson 68-yard punt return	W, 23-13
Oct. 15, 1961	Philadelphia	Bobby Joe Conrad 73-yard punt return	L, 7-20





**CARDINALS QUARTERBACKS**

**STARTING QUARTERBACK WON-LOSS (1960-2023)**

Player	Record	Player	Record	Player	Record	Player	Record
Derek Anderson	2-7	Sammy Garza	0-1	Kevin Kolb	6-8	Carson Palmer	38-21-1
Pete Beathard	2-3	Stan Gelbaugh	0-3	Dave Kreig	4-12	Steve Pisarkiewicz	2-2
Steve Beuerlein	9-12	Kent Graham	5-10	Charley Johnson	36-28-5	Jake Plummer	30-52
Jeff Blake	3-10	Ralph Gugliemi	3-2	Matt Leinart	7-10	John Roach	4-5-1
David Blough	0-2	Shawn Halloran	1-1	Ryan Lindley	1-5	Josh Rosen	3-10
Sam Bradford	0-3	Max Hall	1-2	Neil Lomax	47-53-2	Timm Rosenbach	5-15
Dave Brown	3-4	Jim Hart	87-87-5	Mike Loyd	0-1	Jay Schroeder	5-3
Stoney Case	0-1	King Hill	0-1	Josh McCown	10-12	John Skelton	8-9
Chris Chandler	5-12	Gary Hogeboom	5-8	Colt McCoy	3-3	Drew Stanton	9-4
Gary Cuozzo	1-5	Brian Hoyer	0-1	Jim McMahon	0-1	Cliff Stoudt	0-4
Joshua Dobbs	1-7	Buddy Humphrey	0-3	Trace McSorley	0-1	Clayton Tune	0-1
Boomer Esiason	3-5	George Izo	1-0	Kyler Murray	28-36-1	Tom Tupa	4-9
Sam Etcheverry	5-8	Gary Keithley	1-1	John Navarre	0-1	Tim Van Galder	1-3-1
Blaine Gabbert	2-3	Shaun King	0-2	Terry Nofsinger	1-4	Kurt Warner	27-30

**STARTING QUARTERBACKS (1960-2023)**

Year	Quarterbacks	Year	Quarterbacks
2023	Kyler Murray (3-5), Joshua Dobbs (1-7), Clayton Tune (0-1)	1992	Timm Rosenbach (0-3), Chris Chandler (4-9)
2022	Kyler Murray (3-8), Colt McCoy (1-2), David Blough (0-2), Trace McSorley (0-1)	1991	Tom Tupa (4-7), Stan Gelbaugh (0-3), Chris Chandler (0-2)
2021	Kyler Murray (9-5), Colt McCoy (2-1)	1990	Timm Rosenbach (5-11)
2020	Kyler Murray (8-8)	1989	Gary Hogeboom (5-8), Tom Tupa (0-2), Timm Rosenbach (0-1)
2019	Kyler Murray (5-10-1)	1988	Neil Lomax (7-7), Cliff Stoudt (0-2)
2018	Josh Rosen (3-10), Sam Bradford (0-3)	1987	Neil Lomax (6-6), Shawn Halloran (1-1), Sammy Garza (0-1)
2017	Carson Palmer (3-4), Drew Stanton (3-1), Blaine Gabbert (2-3)	1986	Neil Lomax (4-9-1), Cliff Stoudt (0-2)
2016	Carson Palmer (6-8-1), Drew Stanton (1-0)	1985	Neil Lomax (5-11)
2015	Carson Palmer (13-3)	1984	Neil Lomax (9-7)
2014	Carson Palmer (6-0), Drew Stanton (5-3), Ryan Lindley (0-2)	1983	Neil Lomax (7-6-1), Jim Hart (1-1)
2013	Carson Palmer (10-6)	1982	Neil Lomax (5-4)
2012	John Skelton (1-5), Kevin Kolb (3-2), Ryan Lindley (1-3), Brian Hoyer (0-1)	1981	Jim Hart (3-6), Neil Lomax (4-3)
2011	Kevin Kolb (3-6), John Skelton (5-2)	1980	Jim Hart (5-10), Mike Loyd (0-1)
2010	Derek Anderson (2-7), John Skelton (2-2), Max Hall (1-2)	1979	Jim Hart (3-10), Steve Pisarkiewicz (2-1)
2009	Kurt Warner (10-5), Matt Leinart (0-1)	1978	Jim Hart (6-9), Steve Pisarkiewicz (0-1)
2008	Kurt Warner (9-7)	1977	Jim Hart (7-7)
2007	Kurt Warner (5-6), Matt Leinart (3-2)	1976	Jim Hart (10-4)
2006	Matt Leinart (4-7), Kurt Warner (1-4)	1975	Jim Hart (11-3)
2005	Kurt Warner (2-8), Josh McCown (3-3)	1974	Jim Hart (10-4)
2004	Josh McCown (6-7), Shaun King (0-2), John Navarre (0-1)	1973	Jim Hart (3-8-1), Gary Keithley (1-1)
2003	Jeff Blake (3-10), Josh McCown (1-2)	1972	Tim Van Galder (1-3-1), Gary Cuozzo (1-5), Jim Hart (2-1)
2002	Jake Plummer (5-11)	1971	Jim Hart (2-6-1), Pete Beathard (2-3)
2001	Jake Plummer (7-9)	1970	Jim Hart (8-5-1)
2000	Jake Plummer (3-11), Dave Brown (0-2)	1969	Charley Johnson (2-6-1), Jim Hart (2-3)
1999	Jake Plummer (3-8), Dave Brown (3-2)	1968	Jim Hart (8-3-1), Charley Johnson (1-1)
1998	Jake Plummer (9-7)	1967	Jim Hart (6-7-1)
1997	Kent Graham (1-5), Stoney Case (0-1), Jake Plummer (3-6)	1966	Charley Johnson (7-1-1), Terry Nofsinger (1-4)
1996	Boomer Esiason (3-5), Kent Graham (4-4)	1965	Charley Johnson (5-6), Buddy Humphre (0-3)
1995	Dave Krieg (4-12)	1964	Charley Johnson (9-3-2)
1994	Steve Beuerlein (3-4), Jim McMahon (0-1), Jay Schroeder (5-3)	1963	Charley Johnson (9-5)
1993	Steve Beuerlein (6-8), Chris Chandler (1-1)	1962	Sam Etcheverry (1-3), Charley Johnson (3-6-1)
		1961	Sam Etcheverry (4-5), Ralph Gugliemi (3-2)
		1960	King Hill (1-0), John Roach (4-5-1), George Izo (1-0)

**QUARTERBACKS ON ROSTER (1988-2023)**

Year	Starter (Games)	Non-Starter (Games)
2023	Kyler Murray (8), Joshua Dobbs (8), Clayton Tune (1)	Jeff Driskel
2022	Kyler Murray (11), Colt McCoy (3), David Blough (2), Trace McSorley (1)	None
2021	Kyler Murray (14), Colt McCoy (3)	Chris Streveler (2), Trace McSorley
2020	Kyler Murray (16)	Chris Streveler (5), Brett Hundley
2019	Kyler Murray (16)	Brett Hundley (3), Drew Anderson, *Kyle Sloter
2018	Josh Rosen (13), Sam Bradford (3)	Mike Glennon (2), Charles Kanoff
2017	Carson Palmer (7), Drew Stanton (4), Blaine Gabbert (5)	Matt Barkley, *Mike Bercovici
2016	Carson Palmer (15), Drew Stanton (1)	Zac Dysert
2015	Carson Palmer (16)	Drew Stanton (7), Matt Barkley
2014	Drew Stanton (8), Carson Palmer (6), Ryan Lindley (2)	Logan Thomas (2), *Dennis Dixon, *Jeff Mathews
2013	Carson Palmer (16)	Drew Stanton, Ryan Lindley
2012	John Skelton (6), Kevin Kolb (5), Ryan Lindley (4), Brian Hoyer (1)	None
2011	Kevin Kolb (9), John Skelton (7)	Richard Bartel (2)
2010	Derek Anderson (9), John Skelton (4), Max Hall (3)	Richard Bartel (1)
2009	Kurt Warner (15), Matt Leinart (1)	Brian St. Pierre (1)
2008	Kurt Warner (16)	Matt Leinart (4), Brian St. Pierre
2007	Kurt Warner (11), Matt Leinart (5)	Tim Rattay (4), Tim Hasselbeck (1)
2006	Matt Leinart (11), Kurt Warner (5)	John Navarre (1), Shane Boyd
2005	Kurt Warner (10), Josh McCown (6)	John Navarre (1), Rohan Davey
2004	Josh McCown (13), Shaun King (2), John Navarre (1)	*Chris Lewis
2003	Jeff Blake (13), Josh McCown (3)	Preston Parsons
2002	Jake Plummer (16)	Josh McCown (2), Preston Parsons
2001	Jake Plummer (16)	Dave Brown, Chris Greisen
2000	Jake Plummer (14), Dave Brown (2)	Chris Greisen (2), *Sean Keenan
1999	Jake Plummer (11), Dave Brown (5)	Sherdrick Bonner, Chris Greisen (2)
1998	Jake Plummer (16)	Dave Brown (1), Stoney Case, *Cory Sauter
1997	Kent Graham (6), Stoney Case (1), Jake Plummer (9)	None
1996	Boomer Esiason (8), Kent Graham (8)	Stoney Case, Chad May, *Mark Butterfield
1995	Dave Krieg (16)	Mike Buck (4), Stoney Case (2)
1994	Steve Beuerlein (7), Jim McMahon (1), Jay Schroeder (8)	Chris Swartz
1993	Steve Beuerlein (14), Chris Chandler (2)	Will Furrer, Tony Sacca
1992	Timm Rosenbach (3), Chris Chandler (13)	Tony Sacca (2), Erik Wilhelm
1991	Tom Tupa (11), Stan Gelbaugh (3), Chris Chandler (2)	Craig Kupp (1)
1990	Timm Rosenbach (16)	*Craig Kupp, Tom Tupa
1989	Gary Hogeboom (13), Tom Tupa (2), Timm Rosenbach (1)	#Neil Lomax
1988	Neil Lomax (13), Cliff Stoudt (3)	Tom Tupa (2)
		#Injured Reserve

\*Practice squad only




## PRIME TIME GAMES

### MONDAY NIGHT FOOTBALL

Date	Site/Opponent	Result	Att.
Dec. 12, 2022	New England	L, 13-27	63,251
**Nov. 21, 2022	San Francisco	L, 10-38	78,427
Dec. 13, 2021	Los Angeles Rams	L, 30-23	63,999
Oct. 19, 2020	at Dallas	W, 38-10	25,174
Sept. 25, 2017	Dallas	L, 28-17	65,102
Oct. 17, 2016	New York Jets	W, 28-3	64,709
Oct. 26, 2015	Baltimore	W, 26-18	64,722
Sept. 8, 2014	San Diego	W, 18-17	61,292
Oct. 29, 2012	San Francisco	L, 24-3	62,810
Nov. 29, 2010	San Francisco	L, 27-6	63,208
Dec. 14, 2009	at San Francisco	L, 24-9	69,732
Nov. 10, 2008	San Francisco	W, 29-24	64,519
Sept. 10, 2007	at San Francisco	L, 20-17	68,111
Oct. 16, 2006	Chicago	L, 24-23	63,977
Sept. 27, 1999	San Francisco	L, 24-10	70,993
Dec. 25, 1995	Dallas	L, 37-13	72,394
Sept. 12, 1988	Dallas	L, 17-14	67,139
Sept. 29, 1986	Dallas	L, 31-7	49,077
Nov. 4, 1985	Dallas	W, 21-10	49,337
Oct. 7, 1985	at Washington	L, 27-10	53,134
Oct. 24, 1983	New York Giants	T, 20-20	45,530
Nov. 14, 1977	at Dallas	W, 24-17	63,038
Oct. 31, 1977	New York Giants	W, 28-0	50,323
Oct. 25, 1976	at Washington	L, 20-10	48,325
Oct. 13, 1975	at Washington	L, 27-17	54,693
Nov. 11, 1974	Minnesota	L, 28-24	50,183
Nov. 27, 1972	at Miami	L, 31-10	80,010
Nov. 15, 1971	at San Diego	L, 20-17	46,486
Sept. 27, 1971	New York Jets	W, 17-10	50,358
Nov. 16, 1970	at Dallas	W, 38-0	69,232
Overall: 10-19-1 (Home: 7-12-1; Away: 3-7)			

### SUNDAY-THURSDAY NIGHT FOOTBALL

Date	Site/Opponent	Result	Att.
Dec. 25, 2022	Tampa Bay	L, 16-19 (OT)	63,393
*Oct. 20, 2022	New Orleans	W, 42-34	63,290
*Oct. 28, 2021	Green Bay	L, 24-21	63,696
*Nov. 19, 2020	at Seattle	L, 28-21	0
Oct. 25, 2020	Seattle	W, 37-34 (OT)	1,200
*Oct. 31, 2019	San Francisco	L, 28-25	60,986
*Oct. 18, 2018	Denver	L, 45-10	62,359
*Nov. 9, 2017	Seattle	L, 22-16	64,639
Oct. 23, 2016	Seattle	T, 6-6	65,089
*Oct. 6, 2016	at San Francisco	W, 33-21	70,178
Sept. 11, 2016	New England	L, 23-21	64,864
&Dec. 20, 2015	at Philadelphia	W, 40-17	69,596
*Dec. 10, 2015	Minnesota	W, 23-20	64,784
&Nov. 22, 2015	Cincinnati	W, 34-31	64,745
Nov. 15, 2015	at Seattle	W, 39-32	69,005
Dec. 21, 2014	Seattle	L, 35-6	63,806
*Dec. 11, 2014	at St. Louis	W, 12-6	55,880
*Oct. 17, 2013	Seattle	L, 34-22	61,200
*Oct. 4, 2012	at St. Louis	L, 17-3	54,653
&Dec. 6, 2009	Minnesota	W, 30-17	64,121
Oct. 25, 2009	at New York Giants	W, 24-17	78,299
Sept. 27, 2009	Indianapolis	L, 31-10	62,692
*Nov. 27, 2008	at Philadelphia	L, 48-20	69,144
**Oct. 2, 2005	San Francisco	W, 31-14	+103,467
Dec. 15, 2002	at St. Louis	L, 30-28	65,939
Sept. 23, 2001	Denver	L, 38-17	47,239
Nov. 26, 2000	New York Giants	L, 31-7	38,909
Sept. 10, 2000	Dallas	W, 32-31	58,303
Dec. 19, 1999	Buffalo	L, 31-21	59,509
Oct. 17, 1999	Washington	L, 24-10	51,789
Sept. 20, 1998	Philadelphia	W, 17-3	36,717
Sept. 7, 1997	Dallas	W, 25-22 (OT)	70,060
Sept. 8, 1996	Miami	L, 38-10	55,444
*Nov. 30, 1995	New York Giants	L, 10-6	44,246
Sept. 10, 1995	Philadelphia	L, 31-19	45,004
Oct. 30, 1994	Pittsburgh	W, 20-17 (OT)	65,690
Sept. 11, 1994	New York Giants	L, 20-17	60,066
Sept. 19, 1993	Dallas	L, 17-10	73,025
Sept. 13, 1992	Philadelphia	L, 31-14	42,533
Sept. 22, 1991	Dallas	L, 17-9	68,814
Sept. 30, 1990	Washington	L, 38-10	49,303
Overall: 15-25-1 (Home: 10-21-1; Away: 5-4)			
*denotes Thursday night game, all others are Sunday night games    ** denotes Mexico City			
+ denotes NFL attendance record    & denotes flexed into Sunday night game			



The Cardinals and 49ers made history by playing the NFL's first regular-season game outside the United States. The two teams played at Estadio Azteca in Mexico City in front of 103,467 fans on 10/2/05.



### THANKSGIVING GAMES

Date	Site/Opponent	Result	Att.
Nov. 27, 2008	at Philadelphia Eagles	L, 48-20	69,144
Nov. 28, 1985	at Dallas Cowboys	L, 35-17	54,125
Nov. 24, 1983	at Dallas Cowboys	L, 35-17	60,764
Nov. 24, 1977	Miami Dolphins	L, 55-14	50,269
Nov. 25, 1976	at Dallas Cowboys	L, 19-14	62,498
Nov. 27, 1975	Buffalo Bills	L, 32-14	41,899
Nov. 23, 1967	at Dallas Cowboys	L, 46-21	68,787
Nov. 23, 1950	Pittsburgh Steelers	L, 28-17	11,622
Nov. 25, 1948	at Detroit Lions	W, 28-14	22,957
Nov. 28, 1935	Green Bay Packers	W, 9-7	7,500
Nov. 29, 1934	Green Bay Packers	W, 6-0	3,500
Nov. 30, 1933	Chicago Bears	L, 22-6	8,000
Nov. 24, 1932	at Chicago Bears	L, 34-0	6,800
Nov. 26, 1931	at Chicago Bears	L, 18-7	14,000
Nov. 27, 1930	at Chicago Bears	L, 6-0	8,175
Nov. 28, 1929	at Chicago Bears	W, 40-6	7,000
Nov. 29, 1928	at Chicago Bears	L, 34-0	10,000
Nov. 24, 1927	at Chicago Bears	W, 3-0	6,000
Nov. 25, 1926	at Chicago Bears	T, 0-0	8,000
Nov. 26, 1925	at Chicago Bears	T, 0-0	39,000
Nov. 27, 1924	Chicago Bears	L, 21-0	13,000
Nov. 29, 1923	at Chicago Bears	L, 3-0	13,500
Nov. 30, 1922	Chicago Bears	W, 6-0	14,000
Overall: 6-15-2			

### HOTTEST/COLDEST (1960-2023)

#### HOTTEST GAMES

Kickoff Temperature	Opponent, Site	Date	Result
104°	Atlanta, Sun Devil Stadium	Sept. 30, 2001	L, 34-14
103°	Denver, Sun Devil Stadium	Sept. 23, 2001	L, 38-17
102°	Green Bay, Sun Devil Stadium	Sept. 21, 2003	W, 20-13
101°	Dallas, Sun Devil Stadium	Sept. 7, 1997	W, 25-22
101°	Miami, Sun Devil Stadium	Sept. 8, 1996	L, 38-10
100°	San Diego, Sun Devil Stadium	Sept. 22, 2002	L, 23-15
100°	Dallas, Sun Devil Stadium	Sept. 10, 2000	W, 32-31
100°	Philadelphia, Sun Devil Stadium	Sept. 13, 1992	L, 31-14
99°	Philadelphia, Sun Devil Stadium	Sept. 10, 1995	L, 31-19
99°	Dallas, Texas Stadium	Sept. 20, 1992	L, 31-20
98°	Seattle, Sun Devil Stadium	Sept. 14, 2003	L, 38-0
98°	Philadelphia, Sun Devil Stadium	Sept. 20, 1998	W, 17-3
98°	N.Y. Giants, Sun Devil Stadium	Sept. 11, 1994	L, 20-17
98°	Dallas, Sun Devil Stadium	Sept. 12, 1988	L, 17-14
98°	Dallas, Texas Stadium	Sept. 13, 1981	L, 30-17

#### COLDEST GAMES

Kickoff Temperature	Opponent, Site	Date	Result
10°	Philadelphia, Busch Stadium	Dec. 18, 1983	W, 31-7
14°	Washington, Busch Stadium	Dec. 10, 1977	L, 26-20
15°	Philadelphia, Veterans Stadium	Dec. 24, 1989	L, 14-31
15°	L.A. Rams, Busch Stadium	Dec. 10, 1972	W, 24-14
16°	Dallas, Busch Stadium	Dec. 15, 1963	L, 28-24
17°	Cleveland, Busch Stadium	Dec. 14, 1968	W, 27-16
*20°	At Green Bay, Lambeau Field	Jan. 8, 1983	L, 41-16
20°	At Chicago, Soldier Field	Dec. 16, 1979	L, 42-6
21°	Washington, Busch Stadium	Dec. 21, 1980	L, 31-7
22°	Washington, Busch Stadium	Dec. 12, 1982	L, 12-7
22°	Dallas, Busch Stadium	Dec. 16, 1973	L, 30-3
24°	Washington, Busch Stadium	Dec. 21, 1985	L, 27-16

\*Postseason





## HEAD COACHES

Years	Coach	Regular & Postseason Record
1920	Marshall Smith	3-2-1
1921-22	John "Paddy" Driscoll	11-6-2
1923-24	Arnie Horween	13-8-1
1925-26	Norm Barry	16-8-2
1927	Guy Chamberlin	3-7-1
1928	Fred Gillies	1-5-0
1929	Dewey Scanlon	6-6-1
1930	Ernie Nevers	5-6-2
1931	LeRoy Andrews*	0-1-0
1931	Ernie Nevers	5-3-0
1932	Jack Chevigny	2-6-2
1933-34	Paul Schissler	6-15-1
1935-38	Milan Creighton	16-26-4
1939	Ernie Nevers	1-10-0
1940-42	Jimmy Conzelman	8-22-3
1943-45	Phil Handler**	1-29-0
1946-48	Jimmy Conzelman	27-10-0
1949	Phil Handler	2-4-0
	Buddy Parker***	
1949	Buddy Parker	4-1-1
1950-51	Earl "Curly" Lambeau	8-16-0
1952	Joe Kuharich	4-8-0

\* Resigned after one game in 1931  
 \*\* Co-coach with Walt Kiesling of 1944 Card-Pitt. team  
 \*\*\* Co-head coaches for first six games in 1949  
 \*\*\*\* Resigned after 12 games in 1961

Years	Coach	Regular & Postseason Record
1953-54	Joe Stydahar	3-20-1
1955-57	Ray Richards	14-21-1
1958-61	Frank "Pop" Ivy****	15-31-2
1961	Chuck Drulis	2-0-0
	Ray Prochaska	
	Ray Willsey+	
1962-65	Wally Lemm	27-26-3
1966-70	Charley Winner	35-30-5
1971-72	Bob Hollway	8-18-2
1973-77	Don Coryell	42-29-1
1978-79	Bud Wilkinson++	9-20-0
1979	Larry Wilson	2-1-0
1980-85	Jim Hanifan	39-50-1
1986-89	Gene Stallings+++	23-34-1
1989	Hank Kuhlmann	0-5
1990-93	Joe Bugel	20-44
1994-95	Buddy Ryan	12-20
1996-2000	Vince Tobin^	29-44
2000-03	Dave McGinnis^^	17-40
2004-06	Dennis Green	16-32
2007-12	Ken Whisenhunt	49-53
2013-17	Bruce Arians	50-32-1

+ Co-head coaches for final two games in 1961  
 ++ Released after 13 games in 1979  
 +++ Released after 11 games in 1989  
 ^ Released after seven games in 2000

Years	Coach	Regular & Postseason Record
2018	Steve Wilks	3-13
2019-22	Kliff Kingsbury	28-38-1
2023-	Jonathan Gannon	4-13



**Jonathan Gannon was named head coach of the Arizona Cardinals on February 14, 2023.**

^^ Interim head coach for eight games in 2000; named permanent head coach prior to season finale

## ASSISTANT COACHES (1936-2023)

Coach	Position	Years
Achuff, Chris	Defensive Line	2019
	Assistant Defensive Line	2018
Adams, Clayton	Offensive Line	2023-
Aiken Ron	Defensive Line	2007-12
Allen, Terry	Bill Bidwill Fellowship/RBs	2017-18
Alosi, Pete	Asst. Strength & Conditioning	2010-14
Atkins, Bill	Defensive Secondary	1980-81
Atkins, Dave	Offensive Coordinator	1994-95
Austin, Bill	Offensive Line/Running Game	1972
Austin, Teryl	Defensive Backs	2007-09
Banker, Chuck	Offensive Backfield	1985
	Special Teams/Defensive Assistant	1983-84
	Special Teams	1980-82
Badovinac, Peter	Assistant Wide Receivers	2019
Bell, Kenny	Director, Football Strategy	2023-
	Chief of Staff/Offensive Assistant	2022
Benguiche, Jason	Assistant Strength & Conditioning	2023-
Bennett, Leeman	Offensive Backs	1970-71
Bercovici, Mike	Offensive Assistant	2022
Bettcher, James	Defensive Coordinator	2015-17
	Outside Linebackers	2013-14
Bettis, Tom	Defensive Coordinator	1978-84
Blevins, Anthony	Coaching Assistant/Special Teams	2013-17
Blue, Ken	Linebackers	1970
Booker, Ronald	Defensive Quality Control	2023-
	Defensive Assistant	2021-22
	Defensive Coordinator	2013-14
Bowles, Todd	Special Teams	1986-89
Braden, Marv	Offensive Line	1986-88
Bresnahan, Tom	Offensive Line	1986-89
Brooks, Dan	Special Assignments	1977
Brooks, Larry	Defensive Line	2006
Brown, Don	Flexibility and Strength	1979-84
Brown, Ray	Offensive Line	2018
Buckner, Brentson	Defensive Line	2013-17; 2020-21
Bullen, Charlie	Outside Linebackers	2020-22
	Assistant Linebackers	2019
Burke, Matt	Defensive Line	2022
Bush, Frank	Asst. Head Coach/Linebackers	2004-06
Caldwell, Mike	Linebackers	2013-14
Capretta, Ryan	Asst. Strength and Conditioning	2003-2005
Carpenter, Lew	Offensive Coordinator/Receivers	1971-72
Carthon, Maurice	Running Backs	2007-08
Caruthers, LeBaron	Strength and Conditioning	1986-89
Cavanaugh, Matt	Quarterbacks	1995
Champion, Jim	Defensive Line	1966, 1974-75
Chiurco, Mike	Defensive Asst./Asst. DBs	2015-17
Christophel, Rick	Tight Ends	2013-17
Chryst, Geep	Quarterbacks	1998, 2001-03
	Tight Ends/Quality Control	1996-97
	Defensive Backs	2011-12
Cioffi, Louie	Intern	1991-92
Clark, Sam	Pass Game Coordinator/QBs	2019-20
Clements, Tom	Offensive Backs	1968-69
Cochran, Red	Assistant Offensive Line	2023-
Cook, Chris	Linebackers	1994
Cottrell, Ted	Defensive Line	1990-93
Courtright, Rick	Defensive Quality Control/Asst. Secondary	2004-10
Curzi, Jim	Strength	1976
Daddio, Bill	Assistant Coach	1952
Davis, Bill	Linebackers	2019-22
	Linebackers/Defensive Coordinator	2007-10
Denson, Autry	Running Backs	2023-
Devlin, Mike	Asst. Off. Line/Off. Quality Control	2000-03
Dewell, Billy	Ends	1950
Diaz-Infante, David	Offensive Assistant	2013-14
Douglas, Otis	Line	1955
Dowhower, Rod	Offensive Coordinator	1983-84

	Quarterbacks and Receivers	1973
Drake, Darryl	Wide Receivers	2013-17
Dray, Jim	Offensive Quality Control	2020-21
Drulis, Chuck	Defensive Coordinator/Linebackers	1972
	Defensive Backs	1971
	Defensive Coach	1962-70
	Assistant Coach	1958-61
	Defensive Line	1956-57
Elliott, Pete	Offensive Backfield	1978
Escalante, Alonso	Offensive Quality Control	2018
Evans, Dick	Assistant Coach	1952
Everest, Al	Special Teams	1996-99
Fassel, Jim	Offensive Coordinator	1996
Feldman, Rudy	Linebackers	1982-85
Feldman, Rudy	Defensive Line	1978-81
FitzGerald, Jeff	Linebackers	2001-03
	Quality Control	2000
Fitzsimmons, Devin	Assistant Special Teams	2021-22
Foote, Larry	Linebackers	2018
	Inside Linebackers	2015-17
Ford, Robert	Wide Receivers	2004
Forzano, Rick	Offensive Backs/Game Scouting	1966-67
Galbraith, Marty	Tight Ends	2003
Gallagher, Dick	Ends	1953
Garrett, John	Quarterbacks	1999-2000
Garver, Kevin	Wide Receivers	2018
	Offensive Asst./Asst. WRs	2013-17
Gathron, Everett	Assistant Strength & Conditioning	2023-
Gautier, Blaine	Bill Bidwill Fellowship	2023-
Gibbs, Joe	Offensive Backs	1973-77
Gilmer, Harry	Quarterbacks	1967-69, 81-82
	Quarterbacks and Receivers	1975-80
Glick, Fred	Defensive Secondary	1978-79
Godette, Cary	Defensive Line Assistant	2003
Goldberg, Marshall	Assistant Coach/Chief Scout	1949
Goodwin, Harold	Offensive Coordinator	2013-17
Greene, Joe	Defensive Line	1996-2003
Grimm, Chad	Offensive Quality Control	2009-12
Grimm, Russ	Asst. Head Coach/Offensive Line/Run Game Coordinator	2007-12
Grosso, Rob	Defensive Quality Control	2019-22
Haley, Todd	Offensive Coordinator	2007-08
Hall, Sid	Linebackers	1974-75
	Defensive Line	1973
Hammond, Bobby	Running Backs	1990-91
Handler, Phil	Line	1946-48, 50-51
	Assistant Coach	1936-42
Hanifan, Jim	Offensive Line	1973-78
Harbigson, Charlie	Assistant Defensive Backs	2018
Hargrave, Carl	Offensive Consultant	2004
	Tight Ends	2005-06
Heiden, Steve	Tight Ends	2019-22
	Assistant Offensive Line	2018
	Asst. Special Teams/Asst. Tight Ends	2013-17
Henderson, Donnie	Defensive Backs	2010
Henke, Ed	Player-Coach (Defensive Line)	1963
Hoener, Pete	Offensive Line	2003
	Tight Ends	2001-02
	Tight Ends	1985-86
Hogan, Jordan	Bill Bidwill Fellowship/QBs	2020-21
Holcomb, Al	Defensive Coordinator	2018
Horton, Ray	Defensive Coordinator	2011-12
Isbell, Cecil	Backfield	1950-51



**J**

Jackson, Bobby ..... Running Backs ..... 1992-93  
 Jamieson, Dick ..... Offensive Coordinator ..... 1985, 1997  
 ..... Offensive Backfield ..... 1980-84  
 Jefferson, Shawn ..... Associate Head Coach/Wide WRs ..... 2022  
 ..... Wide Receivers ..... 2021  
 Johnson, Don ..... Sr. Asst./Defensive Line ..... 2018  
 Johnson, Jim ..... Defensive Backs ..... 1990-93  
 ..... Defensive Line ..... 1986-89  
 Jones, Amos ..... Special Teams Coordinator ..... 2013-17  
 Jones, Ronnie ..... Defensive Coordinator ..... 1994-95  
 Jorge, Ernie ..... Line ..... 1953-54  
 Joseph, Vance ..... Defensive Coordinator ..... 2019-22

**K**

Keane, Tom ..... Assistant Coach ..... 1957  
 Kellison, John ..... Assistant Coach/Talent Scout ..... 1955-56  
 Khayat, Bill ..... Offensive Quality Control ..... 2004-06  
 Kingdom, Roger ..... Asst. Strength and Conditioning ..... 2014-17  
 Kirkland, Levon ..... Bill Bidwill Fellowship/OLBs ..... 2015-16  
 Kitchens, Freddie ..... TEs/QBs/RBs ..... 2007-17  
 Kruczek, Mike ..... Quarterbacks ..... 2004-06  
 Kugler, Sean ..... Run Game Coordinator/Offensive Line ..... 2021-22  
 ..... Offensive Line ..... 2019-20  
 Kuhlmann, Hank ..... Special Teams ..... 2000-03  
 ..... Tight Ends ..... 1998-99  
 ..... Running Backs ..... 1986-89  
 Kwan, Stan ..... Sp. Teams Asst./Def. Quality Control ..... 2001-03

**L**

Lanham, Paul ..... Special Teams ..... 1972  
 Lawrence, Daryl ..... Asst. Strength and Conditioning ..... 2004-06  
 Lawrence, Don ..... Tight Ends ..... 2000  
 Leach, Bob ..... Defensive Line ..... 1971-72  
 LeBlanc, Derrick ..... Defensive Line ..... 2023-  
 Leftwich, Byron ..... QBs/Offensive Coordinator ..... 2018  
 ..... Quarterbacks ..... 2017  
 Lemm, Wally ..... Assistant Coach ..... 1956, 1959  
 Lindsay, Everett ..... Offensive Line ..... 2004-05  
 Loney, Steve ..... Offensive Assistant/Offensive Line ..... 1993, 2006  
 Lott, John ..... Strength & Conditioning ..... 2007-13  
 Lovat, Tom ..... Offensive Line ..... 1980-84, 1990-91

**M**

Marcus, Evan ..... Head Strength & Conditioning ..... 2023-  
 Marmie, Larry ..... Defensive Coordinator ..... 2001-03  
 ..... Defensive Backs ..... 1996-2000  
 Martinez, George ..... Running Backs ..... 1995  
 ..... Quality Control ..... 1994  
 Matsko, John ..... Offensive Line ..... 1992-93  
 Mauck, Carl ..... Offensive Line ..... 1996-97  
 McCoy, Mike ..... Offensive Coordinator ..... 2018  
 McCray, Randall ..... Assistant Special Teams ..... 2018-19  
 McDaniel, LeCharls ..... Wide Receivers ..... 1993  
 McGinnis, Dave ..... Defensive Coordinator ..... 1996-2000  
 McKinney, Rusty ..... Defensive Assistant ..... 2019-22  
 McLaughlin, Leon ..... Special Assistant/Quality Control ..... 1986-89  
 ..... Special Assistant to the Head Coach ..... 1980-85  
 ..... Special Assistant ..... 1979  
 McMillan, Ernie ..... Offensive Line ..... 1985  
 McNulty, John ..... Quarterbacks/Wide Receivers ..... 2009-12  
 Merritt, Sr, Dave ..... Defensive Backs ..... 2018  
 Michael, Jason ..... Tight Ends ..... 2018  
 Miller, Chris ..... Quarterbacks ..... 2009-11  
 Miller, Mike ..... Wide Receivers/Passing Game Coordinator/ ..... 2007-12  
 ..... Offensive Coordinator ..... 1966-70  
 Miller, Red ..... Offensive Line ..... 2003  
 Milus, Ron ..... Defensive Backs ..... 2013-16  
 Mitchell, Stump ..... Running Backs ..... 2009  
 Modkins, Curtis ..... Running Backs ..... 1986-89  
 Moore, Mal ..... Wide Receivers ..... 2013-17  
 Moore, Tom ..... Assistant Head Coach/Offense ..... 2023-  
 Morris, Buddy ..... Senior Reconditioning Coordinator ..... 2014-22  
 ..... Strength & Conditioning ..... 1994  
 Morriss, Guy ..... Offensive Line Assistant ..... 1954  
 Muha, Joe ..... Backfield ..... 1991-93  
 Murphy, Mike ..... Inside Linebackers/Quality Control ..... 1990  
 ..... Defensive Assistant/Quality Control

**N**

Natkin, Brian ..... Assistant Offensive Line ..... 2019-22  
 Naylor, Mark ..... Assistant Strength & Conditioning ..... 2020-23  
 Neal, Dan ..... Offensive Line ..... 1994-95  
 Nixon, Mike ..... Assistant Coach ..... 1952  
 Nowaskey, Bob ..... Ends ..... 1954-57, 1956

**O**

O'Dea, Kevin ..... Special Teams ..... 2004-05  
 Olson, Rich ..... Offensive Coordinator ..... 2001-02

**P**

Parker, Buddy ..... Special Assistant ..... 1978  
 ..... Assistant Coach ..... 1943, 1945-48  
 Pascale, Joe ..... Linebackers ..... 1986-89  
 ..... Outside Linebackers ..... 1991-93  
 ..... Defensive Coordinator ..... 1990  
 Peagler, William ..... Assistant Defensive Line ..... 2023-  
 Pendergast, Clancy ..... Defensive Coordinator ..... 2004-08  
 Peters, Floyd ..... Assistant Head Coach/Defense ..... 1982-85  
 Pires, Glenn ..... Linebackers ..... 1996-2000  
 Piroli, Anthony ..... Asst. Strength & Conditioning ..... 2016-17  
 Plasman, Dick ..... Assistant Coach ..... 1947-49  
 Plumb, Ted ..... Receivers/Tight Ends ..... 1994-95  
 ..... Tight Ends ..... 1993  
 ..... Wide Receivers ..... 1990-92  
 Pollard, Deek ..... Defensive Line ..... 2004-05  
 Polsfoot, Fran ..... Wide Receivers ..... 1962-67  
 Pratt, Tom ..... Pass Rush Specialist ..... 2013-17  
 Prochaska, Ray ..... Offensive Line ..... 1962-65  
 ..... Assistant Coach ..... 1958-61  
 Putnam, Duane ..... Offensive Line ..... 1979-80

**R**

Raich, Matt ..... Defensive Assistant/Linebackers ..... 2007-12  
 Raih, David ..... Wide Receivers ..... 2019-20  
 Ramsey, Buster ..... Player-Coach (Defense) ..... 1951

Ramsey, Kevin ..... Defensive Backs ..... 2001-02  
 Rapone, Nick ..... Defensive Backs ..... 2013-17  
 Rapp, Vic ..... Wide Receivers ..... 1996-2000  
 Razzano, Jay ..... Coaching Assistant ..... 2023-  
 Reich, Frank ..... Wide Receivers ..... 2012  
 Renfro, Mel ..... Defensive Backs ..... 1986-87  
 Rhome, Jerry ..... Offensive Coordinator ..... 1990-93  
 Richards, Ray ..... Assistant Coach ..... 1954  
 Roberts, Al ..... Special Teams ..... 1994-95  
 Robertson, Marcus ..... Defensive Backs ..... 2019-22  
 Robinson, Tommie ..... Running Backs ..... 2010-12  
 Rodgers, Jeff ..... Special Teams Coordinator/Asst. Head Coach ..... 2019-  
 ..... Special Teams Coordinator ..... 2018  
 Rodriguez, Pete ..... Special Teams ..... 1990-93  
 Rodriguez, Rob ..... Outside Linebackers ..... 2023-  
 Rogucki, Bob ..... Strength and Conditioning ..... 1990-2003  
 Roland, Johnny ..... Running Backs ..... 1997-2003  
 Ross, Kevin ..... Cornerbacks ..... 2013-17  
 Rothenbuhler ..... Offensive Quality Control ..... 2018  
 Rowen, Keith ..... Offensive Coordinator ..... 2005-06  
 Rutledge, Jeff ..... Quarterbacks ..... 2007-08  
 Ryan, Rex ..... Linebackers ..... 1995  
 ..... Defensive Line ..... 1994  
 Ryan, Rob ..... Defensive Backs ..... 1994-95

**S**

Sammons, Kyle ..... Sports Science/Asst. Strength & Cond. .... 2023-  
 Sanders, Bob ..... Linebackers ..... 2015-17  
 Saxon, James ..... Running Backs ..... 2019-21  
 Schlinkman, Walt ..... Defensive Backs ..... 1964  
 ..... Assistant Coach ..... 1959  
 Schwab, Brandon ..... Assistant to the Head Coach ..... 2023-  
 Senger, Connor ..... Offensive Quality Control ..... 2022  
 ..... Bill Bidwill Fellowship/Quarterbacks ..... 2022  
 Sevier, Wayne ..... Special Assignments ..... 1974-75  
 Sewell, Sam ..... Assistant Special Teams ..... 2023-  
 Shipp, Ken ..... Receivers/Game Scouting ..... 1968-70  
 Shofner, Jim ..... Offensive Coordinator ..... 1986-89  
 Shroyer, Don ..... Linebackers ..... 1961-69  
 ..... Defensive Backs ..... 1963  
 ..... Offensive Backs ..... 1962  
 Shumpert, Don ..... Offensive Assistant ..... 2020-21  
 ..... Bill Bidwill Fellowship/RBs ..... 2019  
 Shurmur, Fritz ..... Defensive Coordinator ..... 1991-93  
 Siefkes, Sam ..... Linebackers ..... 2023-  
 Simpson, Jackie ..... Defensive Backs ..... 1973  
 Skipper, Jim ..... Running Backs ..... 1996  
 Slowik, Ryan ..... Outside Linebackers/Def. Quality Control ..... 2009-14  
 ..... Defensive Asst./Asst. Defensive Backs ..... 1985  
 Smith, Jerry ..... Special Teams ..... 2023-  
 Smith, Ryan ..... Cornerbacks ..... 1989  
 Solari, Mike ..... Offensive Line ..... 2004-06  
 Solomon, Richard ..... Defensive Backs ..... 1971  
 Spencer, Joe ..... Offensive Line ..... 2007-12  
 Spencer, Kevin ..... Special Teams ..... 1963  
 Stahley, Skip ..... Backfield ..... 1995  
 Stanley, Jim ..... Defensive Line ..... 2023-  
 Steele, Ben ..... Tight Ends ..... 2018-19  
 Stephens, Vernon ..... Assistant Strength and Conditioning ..... 1965-67  
 Stuber, Abe ..... Assistant/Talent Scout ..... 1958  
 ..... Assistant Coach ..... 2019-21  
 Sullivan, Jerry ..... Offensive Assistant ..... 2003  
 ..... Offensive Coordinator ..... 2001-02  
 ..... Wide Receivers ..... 1979  
 Sweeney, Jim ..... Offensive Backfield ..... 2020  
 Swinton II, Derius ..... Assistant Special Teams

**T**

Thurman, Dennis ..... Defensive Backs ..... 1988-89  
 Thompson, Jerry ..... Special Teams ..... 1978-79  
 Thompson, Shea ..... Director, Football Performance ..... 2023-  
 Thompson, Tommy ..... Backfield ..... 1955  
 Thomas, Emmitt ..... Receivers ..... 1981-85  
 Thornton, Bill ..... Running Backs ..... 1982  
 Tolbert, Tyke ..... Wide Receivers ..... 2003  
 Toney, Patrick ..... Defensive Backs ..... 2023-  
 Townsend, Deshea ..... Asst. Defensive Backs ..... 2011-12  
 Trestman, Marc ..... Offensive Coordinator ..... 1998-2000  
 Trippi, Charley ..... Offensive Backs ..... 1963-65  
 ..... Assistant Coach ..... 1956-57  
 Turner, Cameron ..... Co-Pass Game Coordinator/Quarterbacks ..... 2022  
 ..... Quarterbacks ..... 2021  
 ..... Offensive Asst./Asst. Quarterbacks ..... 2018-20

**V**

Van Zandt, Lance ..... Defensive Backfield ..... 1985  
 Versaci, Tony ..... Special Teams/Special Assignments ..... 1971  
 Voris, Dick ..... Defensive Coordinator/Linebackers ..... 1971  
 ..... Defensive Line ..... 1968-70

**W**

Walsh, Charles ..... Assistant Coach ..... 1940-41  
 Ward, Dedic ..... Offensive Quality Control ..... 2007-08  
 Warhop, George ..... Offensive Line ..... 1998-02  
 Weber, Chuck ..... Defensive Backs ..... 1976-77  
 Wetzel, Steve ..... Strength and Conditioning ..... 2004-06  
 Whipple, Spencer ..... Pass Game Specialist ..... 2023-  
 ..... Co-Pass Game Coordinator ..... 2022  
 ..... Assistant Wide Receivers ..... 2020-21  
 ..... Offensive Quality Control ..... 2019  
 Williams, Greg ..... Cornerbacks ..... 2019-22  
 Willsey, Ray ..... Defensive Coordinator ..... 1973-77  
 ..... Assistant Coach ..... 1960-61  
 Wilson, Kirby ..... Running Backs ..... 2004-06, '18  
 Wilson, Larry ..... Player-Coach (Defensive Backs) ..... 1972  
 Wilson, Mike ..... Tight Ends ..... 2004  
 ..... Wide Receivers ..... 2005-06  
 Wood, Alex ..... Offensive Coordinator ..... 2004  
 Woolfork, Israel ..... Quarterbacks ..... 2023-  
 Wylie, Bob ..... Offensive Line ..... 2004

**Z**

Zapalac, Willie ..... Defensive Line ..... 1976-77  
 Zauner, Gary ..... Special Teams ..... 2006  
 Zierlein, Larry ..... Assistant Offensive Line ..... 2013-17



## CARDINALS RING OF HONOR



### ERNIE NEVERS

**Pro Football Hall of Fame Class of 1963**

**Fullback 6-0, 204 (Stanford)**

**1926-27 Duluth Eskimos, 1929-31 Chicago Cardinals**

Ernest Alonzo Nevers ... Stanford all-America, 1925 Rose Bowl hero ... Lured from pro baseball career by Eskimos ... Truly a do-everything iron man, playing 1,714 of 1,740 minutes in 29-game 1926 season ... Missed 1928 with injuries, returned with Cardinals, 1929 ... Scored NFL-record 40 points (six touchdowns, four conversions) in one game against Bears on Thanksgiving Day, 1929 ... All-league all five NFL seasons ... Player-coach one year in Duluth, two in Chicago ... Born June 11, 1903 in Willow River, Minnesota ... Died May 3, 1976, at age of 72 ... Inducted into ROH in 2006.



### JIMMY CONZELMAN

**Pro Football Hall of Fame Class of 1964**

**Quarterback 6-0, 175 Coach-Owner (Washington University-St. Louis)**

**1920 Decatur Staleys, 1921-22 Rock Island Independents, 1922-24 Milwaukee Badgers, 1925-26 Detroit Panthers, 1927-30 Providence Steam Roller, 1940-42, 1946-48 Chicago Cardinals**

James Gleason Conzelman ... Multi-talented, athlete, editor, executive, songwriter, orator ... Began NFL career with Staleys, 1920 ... Player-coach of four NFL teams in the 1920s, including 1928 champion Providence ... Player-coach-owner of Detroit, 1925-26 ... Knee injury ended 10-year playing career, 1929 ... Coached Cardinals to 1947 NFL Championship, 1948 Western Division crown ... Born March 6, 1898 in St. Louis, Missouri ... Died July 31, 1970, at age of 72 ... Inducted into ROH in 2006.



### JOHN (PADDY) DRISCOLL

**Pro Football Hall of Fame Class of 1965**

**Quarterback 5-11, 160 (Northwestern)**

**1919 Hammond Pros (pre-NFL), 1920-25 Chicago Cardinals, 1926-29 Chicago Bears**

John Leo Driscoll ... Triple-threat on attack, flawless on defense ... Led Cardinals to 1925 NFL Championship ... Dropkicked record four field goals in one game, 1925 ... Dropkicked 50-yard field goal, 1924 ... Scored 27 points in one game, 1923 ... 23 precision punts stymied Red Grange's NFL debut, 1925 ... Traded by Cardinals to Bears, 1926, to thwart signing with rival AFL ... Sparked Bears for four years ... All-NFL six times ... Born January 11, 1896, in Evanston, Illinois ... Died June 29, 1968, at age 72 ... Inducted into ROH in 2006.



### CHARLES W. BIDWILL, SR.

**Pro Football Hall of Fame Class of 1967**

**Owner-Administrator (Loyola-Chicago)**

**1933-1947 Chicago Cardinals**

Charles W. Bidwill, Sr. ... Purchased Cardinals' franchise, 1933 ... Staunch faith in professional football stood as guiding light during dark depression years ... Dealt rival All-America Football Conference most stunning blow with \$100,000 signing of two-time Georgia all-America halfback Charley Trippi, 1947 ... Built famous "Dream Backfield" but died before it could bring him a Cardinals' championship ... Financial help saved Bears' ownership for George Halas, 1932 ... Born September 16, 1895, in Chicago, Illinois ... Died April 19, 1947, at age of 51 ... Inducted into ROH in 2006.



### CHARLEY TRIPPI

**Pro Football Hall of Fame Class of 1968**

**Halfback, Quarterback 6-0, 186 (Georgia)**

**1947-1955 Chicago Cardinals**

Charles Louis Trippi ... Cards' No. 1 future draft pick, 1945 ... Georgia all-America, 1946 ... Played in four Chicago All-Star games as collegian ... \$100,000 signee during AAFC-NFL war, 1947 ... Final link in Cards' famed "Dream Backfield" ... Scored two touchdowns in 1947 NFL Championship Game as Cardinals defeated Philadelphia 28-21 ... All-NFL, 1948 ... Extremely versatile—played halfback five years, quarterback two years, defense two years ... Gained nearly 10,000 yards and accounted for 53 touchdowns during Cardinal career ... Born December 14, 1922 in Pittston, Pennsylvania ... Died October 19, 2022 ... Inducted into ROH in 2006.



### OLLIE MATSON

**Pro Football Hall of Fame Class of 1972**

**Halfback 6-2, 220 (San Francisco)**

**1952, 1954-58 Chicago Cardinals, 1959-62 Los Angeles Rams, 1963 Detroit Lions, 1964-66 Philadelphia Eagles**

Ollie Genoa Matson ... San Francisco all-America ... U.S. Olympic medalist in track, 1952 ... No. 1 draft pick, 1952 ... All-NFL 1954-57 ... In six seasons with Cards, did not miss a game ... Rushed for 3,331 yards and 24 touchdowns, caught 130 passes for 2,150 yards and 24 touchdowns ... Added nine touchdowns on kick returns ... Traded to Rams for nine players, 1959 ... Career ledger: 12,844 combined yards, 5,173 yards rushing, 222 receptions, 438 points ... Elected to six Pro Bowls ... MVP in 1956 Pro Bowl ... Born May 1, 1930 in Trinity, Texas ... Inducted into ROH in 2006.



### DICK (NIGHT TRAIN) LANE

**Pro Football Hall of Fame Class of 1974**

**Cornerback 6-1, 194 (Scottsbluff - NE Junior College)**

**1952-53 Los Angeles Rams, 1954-59 Chicago Cardinals, 1960-65 Detroit Lions**

Richard Lane ... Joined Rams as free agent after four years in Army ... Set NFL interceptions record (14) as rookie, 1952 ... All-NFL six years ... Named to seven Pro Bowls ... Selected all-time NFL cornerback, 1969 ... Career interception record: 68 for 1,207 yards, five touchdowns ... Averaged more than 20 yards on 30 interception returns for Cardinals, 1960-65 ... Gambler on field, spectacular playmaker ... Deadly open-field tackler ... Very fast, agile, aggressive ... Born April 16, 1928 in Austin, Texas ... Died January 29, 2002, at age of 73 ... Inducted into ROH in 2006.





### **MARSHALL GOLDBERG**

**Halfback, Defensive Back 5-11, 190 (Pittsburgh)  
1939-1948 Chicago Cardinals**

Marshall "Biggie" Goldberg ... Two-time all-America at Pittsburgh ... All-around performer starred as ball carrier, defensive back, and return specialist ... Played with Cardinals 1939-43, 1946-48 ... Earned second-team All-Pro notice in 1941 when, at midseason, led the league in rushing, punt and kickoff returns, and interceptions ... Key member of Cards' 1947 NFL Championship team ... Original member of Cards' "Dream Backfield" of Paul Chrisman, Pat Harder, Charley Trippi, Elmer Angsman, and Goldberg ... Born October 25, 1917 in Elkins, West Virginia ... Died April 3, 2006, at age of 88 ... Inducted into ROH in 2006.



### **DAN DIERDORF**

**Pro Football Hall of Fame Class of 1996  
Tackle 6-3, 275 (Michigan)  
1971-1983 St. Louis Cardinals**

Daniel Lee Dierdorf ... No. 2 draft pick, 1971 ... Michigan all-America ... Possessed size, speed, quickness, discipline, intelligence, consistency ... Equally effective as pass protector, run blocker ... Right tackle, anchored offensive line which led the NFL three years, NFC five years in fewest quarterback sacks allowed ... All-Pro five times, played in six Pro Bowls ... Named best blocker three years by NFL Players Association ... Born June

19, 1949 in Canton, Ohio ... Inducted into ROH in 2006.



### **PAT TILLMAN**

**Safety 5-11, 202 (Arizona State)  
1998-2001 Arizona Cardinals**

Patrick Daniel Tillman ... Seventh round selection (226th overall) in 1998 NFL Draft out of Arizona State ... Former college linebacker converted to safety ... Was a fierce competitor who defied odds to become a three-year starting safety that set a franchise single-season record with 224 tackles in 2000 ... Finished four-year career with 478 tackles (247 solos) ... Tillman turned down a three-year contract and left the Cardinals prior to the 2002 season to enlist in the U.S. Army and become a member of the elite Army Ranger unit ... He was

killed in action on April 22, 2004 in Afghanistan ... His jersey #40 became the fifth retired number in team history ... Born November 6, 1976 in Fremont, California ... Inducted into ROH in 2006.



### **LARRY WILSON**

**Pro Football Hall of Fame Class of 1978  
Free Safety 6-0, 190 (Utah)**

**1960-1972 St. Louis Cardinals**

Lawrence Frank Wilson ... Two-way star at Utah, No. 7 draft pick, 1960 ... Cat-like defender, exceptional team leader ... Became NFL's top free safety, made "safety blitz" famous ... All-NFL six times, played in eight Pro Bowls ... Interceptions in seven straight games, led NFL with 10 thefts, 1966 ... In 1965 vs. Pittsburgh, with casts on two broken hands, intercepted a pass to set up go-ahead touchdown in 21-17 victory ... 52 career

interceptions, 800 return yards, five touchdowns ... Career as Cardinal stretched from 1960 rookie season through retirement as team vice president in 2003 ... Born May 24, 1938, in Rigby, Idaho ... Inducted into ROH in 2006.



### **ROGER WEHRLI**

**Pro Football Hall of Fame Class of 2007  
Cornerback 6-0, 190 (Missouri)**

**1969-1982 St. Louis Cardinals**

Roger Russel Wehrli ... Missouri all-America and Cardinals' first-round draft choice in 1969 ... Day-one starter as a rookie ... Flawless technician in pass coverage ... Appeared in 193 games and amassed 40 career interceptions, franchise record-tying 19 fumble recoveries ... Named to NFL's All-Decade Team of the 1970s ... Selected to seven Pro Bowls, named All-Pro five times ... Defensive cornerstone for the exciting Cardinals

teams of the mid-70s that forged a three-year record of 31-11 (10-4, 11-3, 10-4) from 1974-76 ... Born November 26, 1947 in New Point, Missouri ... Inducted into ROH in 2007.



### **AENEAS WILLIAMS**

**Pro Football Hall of Fame Class of 2014  
Cornerback 5-11, 200 (Southern)**

**1991-2000 Arizona Cardinals, 2001-04 St. Louis Rams**

Aeneas Demetrius Williams ... Third round selection (59th overall) in the 1991 NFL Draft out of Southern University ... Played in every game as a Cardinal, including 157 consecutive starts ... Named to NFL team of the 1990's ... Was a six-time Pro Bowler (1994-99), including the first four as a starter ... Held or shared the NFC interception lead among cornerbacks three-times (1991-4, 1994-9, 1997-4) ... Seven-time Cardinal interceptions

leader or co-leader 1991, '94-97, '99-00) ... Second on Cards all-time interception list with 46 ... Holds franchise record with six career interception returns for touchdowns ... Born January 29, 1968 in New Orleans, Louisiana ... Inducted into ROH in 2008.



### **KURT WARNER**

**Pro Football Hall of Fame Class of 2017  
Quarterback 6-2, 214 (Northern Iowa)**

**1998-03 St. Louis Rams, 2004 New York Giants, 2005-09 Arizona Cardinals**

Kurtis Eugene Warner ... Author of one of the NFL's most unique success stories, went undrafted after attending college at Northern Iowa and went on to a Hall of Fame career following a three-year stint in the Arena Football League ... Played for the Cardinals from 2005-09, leading the team to back-to-back division titles in 2008 and '09 and the franchise's first-ever Super Bowl appearance (2008) ... In 2008, set franchise single-

season records for pass attempts (598), completions (401), completion percentage (67.1%), passer rating (96.9, since broken) and TD passes (30, since broken) ... One of just three QBs in NFL history (Peyton Manning and Craig Morton) to take two different teams to the Super Bowl ... One of the greatest postseason performers in NFL history, Warner owns three of the top-six passing totals in Super Bowl history ... Born June 22, 1971 in Burlington, Iowa ... Inducted into ROH in 2014.



## **ADRIAN WILSON**

**Safety 6-3, 230 (North Carolina State)  
2001-12 Arizona Cardinals**

Adrian Lemar Wilson ... Third round selection (64th overall) in the 2001 NFL Draft out of North Carolina State University ... A five-time Pro Bowl selection and three-time All-Pro selection, played in 181 games (162 starts) with the Cardinals and finished his career with 987 tackles, 25.5 sacks, 27 INTs, 106 passes defended, 15 forced fumbles, eight fumble recoveries and four touchdowns ... Five-time team captain and one of just six players in NFL history with at least 25 sacks and 25 INTs ... His eight sacks in 2005 remain an NFL single-season record for a defensive back ... Born October 12, 1979 in High Point, North Carolina ... Inducted into the ROH in 2015.



## **ROY GREEN**

**Wide Receiver, Defensive Back 6-0, 195 (Henderson State)  
1979-87 St. Louis Cardinals, 1988-90 Phoenix Cardinals, 1991-92 Philadelphia Eagles**

Roy Calvin Green ... NAIA All-American at Henderson State and the Cardinals fourth round selection (89th overall) in the 1979 NFL Draft ... Two-time Pro Bowler and two-time first-team All-Pro selection, played 168 games (127 starts) with the Cardinals while starring on offense, defense and special teams ... Finished his Cardinals career with 522 receptions for 8,496 yards and 66 touchdowns ... Returned 84 kickoffs for 1,932 yards (23.0 average) and one touchdown, had 27 punt returns for 230 yards and one touchdown and had 140 yards and one touchdown on 23 rushes ... Also played defensive back with the Cards and had four interceptions and four fumble recoveries ... Ranks second in Cardinals history in career touchdowns (69), third in all-purpose yards (10,798) and his 26 touchdowns scored between 1983-84 are the most by any player in franchise history over a two-year span ... Born June 30, 1957 in Magnolia, Arkansas ... Inducted into the ROH in 2016.



## **JIM HART**

**Quarterback 6-2, 206 (Southern Illinois)  
1966-83 St. Louis Cardinals, 1984 Washington**

James Warren Hart ... Played 18 of his 19 NFL seasons with the Cardinals after joining the team as an undrafted rookie free agent out of Southern Illinois in 1966 ... Selected to four consecutive Pro Bowls (1974-77) and named NFC Player of the Year in 1974 ... Established franchise records for attempts (5,069), completions (2,590), passing yards (34,639), passing touchdowns (209) and wins by a quarterback (87) ... Played 199 games for the Cardinals, more than all but two players in franchise history - Jim Bakken (234) and Larry Fitzgerald (218) ... One of six players in NFL history to have spent 18 or more seasons with one club and the only player in Cardinals history to have accomplished that feat ... Led team to back-to-back division titles (1974-75) and directed 10 game-winning drives during the 'Cardiac Cards' three consecutive 10-win seasons (1974-76) ... Born April 29, 1944 in Evanston, Illinois ... Inducted into the ROH in 2017.



## **CARSON PALMER**

**Quarterback 6-5, 235 (Southern California)  
2003-10 Cincinnati Bengals, 2011-12 Oakland Raiders, 2013-17 Arizona Cardinals**

Carson Hilton Palmer ... The first overall pick in the 2003 NFL Draft by Cincinnati, spent 10 seasons with the Bengals (2003-10) and Raiders (2011-12) before spending his final five seasons (2013-17) in Arizona ... acquired by Arizona in a trade with Oakland in 2013 in which the Cardinals gave up a sixth-round pick ... Started 60 games for the Cardinals, completing 1,373-of-2,197 pass attempts (62.5%) for 16,782 yards, 105 TDs, 57 INTs and a 91.1 passer rating while posting a 38-21-1 record as a starter ... His .642 winning percentage is the best for a starting QB in Cardinals history ... Holds franchise's single-season records for passing yards (4,671), TDs (35) and passer rating (104.6), all of which he set in 2015 when he led the Cardinals to a franchise record 13 wins and an appearance in the NFC Championship Game ... Born December 27, 1979 in Fresno, California ... Inducted into the ROH in 2019.



## **BILL BIDWILL**

**Owner (Georgetown University)  
1960-2019 St. Louis/Arizona Cardinals**

William V. Bidwill ... association with the Cardinals began as a child ball boy on Chicago's South Side and continued through eight different decades until his passing in 2019 ... Upon graduating from Georgetown University and serving proudly in the United States Navy, took on a full-time role with the Cardinals in 1960 ... Became sole owner of the team in 1972 ... Presided over team's first-ever Super Bowl appearance in Super Bowl XLIII ... At the forefront of diversity in his employment practices, was honored with the Paul "Tank" Younger Award from the Fritz Pollard Alliance in 2010 for his dedication to promoting diversity and equality of job opportunities in the NFL ... Born July 31, 1931 in Chicago, Illinois ... Died October 2, 2019 at the age of 88 ... Inducted into ROH in 2022.



**PRO BOWL SELECTIONS BY YEAR**

(Year represents the season for which they were selected, not the year the game was played)

- 1938 .....Gaynell Tinsley, E
- 1939 .....Tony Blazine, T; Phil Dougherty, C; Jimmy Lawrence, HB; Bill Smith, E
- 1940 .....Ki Aldrich, C; John Shirk, E
- 1941 .....Ray Apolskis, C; Bill Dewell, E; Joe Kuharich, G
- 1942 .....Frank Ivy, E
- 1950 .....Elmer Angsman, HB; Bob Dove, E; Bill Fischer, G; Pat Harder, FB; Jim Hardy, QB; Bob Shaw, E
- 1951 .....Bill Fischer, G; Fran Polsfoot, E; Tom Wham, E
- 1952 .....Bill Fischer, G; Ollie Matson, HB; Charley Trippi, QB-HB
- 1953 .....Johnny Olszewski, FB; Don Paul, HB-S; Bill Svoboda, HB; Charley Trippi, QB-HB
- 1954 .....Jerry Groom, T; Dick Lane, DB; Ollie Matson, HB
- 1955 .....Dick Lane, DB; Ollie Matson, HB; Jerry Olszewski, FB; Fred Wallner, G
- 1956 .....Lindon Crow, DB; Ollie Matson, HB; Dick Lane, DB; Leo Sanford, LB-C; Jack Simmons, C
- 1957 .....Lindon Crow, DB; Ollie Matson, HB; Leo Sanford, LB-C
- 1958 .....Dick Lane, DB; Ollie Matson, HB; Gem Nagler, E; Leo Sugar, DE
- 1959 .....John David Crow, HB; Frank Fuller, T; Jerry Norton, S; Ken Panfil, T
- 1960 .....John David Crow, HB; Jimmy Hill, DB; Leo Sugar, DE; Jerry Norton, S; Sonny Randle, SE
- 1961 .....Ken Gray, G; Jimmy Hill, DB; Jerry Norton, S; Sonny Randle, SE; Billy Stacy, DB
- 1962 .....John David Crow, HB; Jimmy Hill, DB; Bill Koman, DE; Sonny Randle, SE; Larry Wilson, S
- 1963 .....Bob DeMarco, C; Ken Gray, G; Charley Johnson, QB; Dale Meinert, LB; Larry Wilson, S
- 1964 .....Bobby Joe Conrad, FL; Pat Fischer, CB; Irv Goode, G; Ken Gray, G; Bill Koman, DE
- 1965 .....Jim Bakken, K; Bob DeMarco, C; Pat Fischer, CB; Ernie McMillan, T; Dale Meinert, LB; Sonny Randle, SE; Sam Silas, DT; Larry Wilson, S
- 1966 .....Ken Gray, G; Bob Reynolds, T; Joe Robb, DE; Johnny Roland, HB; Jackie Smith, TE; Jerry Stovall, DB; Chuck Walker, DT; Larry Wilson, S
- 1967 .....Jim Bakken, K; Ken Gray, G; Bob DeMarco, C; Irv Goode, G; Ernie McMillan, T; Dale Meinert, LB; Johnny Roland, HB\*; Jackie Smith, TE; Jerry Stovall, DB; Larry Wilson, S
- 1968 .....Don Brumm, DE; Ken Gray, G; Bob Reynolds, T; Bob Rowe, DT; Jackie Smith, TE; Larry Wilson, S
- 1969 .....Ernie McMillan, T; Bob Reynolds, T; Jackie Smith, TE; Jerry Stovall, DB; Larry Wilson, S
- 1970 .....MacArthur Lane, RB; Ernie McMillan, T; Jackie Smith, TE; Larry Stallings, LB; Roger Wehrli, DB; Larry Wilson, DB
- 1971 .....Roger Wehrli, DB
- 1974 .....Dan Dierdorf, T; Mel Gray, WR; Jim Hart, QB; Terry Metcalf, RB; Roger Wehrli, CB
- 1975 .....Jim Bakken, K; Tom Banks, C; Dan Dierdorf, T; Conrad Dobler, G; Mel Gray, WR; Jim Hart, QB; Terry Metcalf, RB; Jim Otis, RB; Roger Wehrli, CB
- 1976 .....Jim Bakken, K; Tom Banks, C; Leo Brooks, DT; Dan Dierdorf, T; Conrad Dobler, G; Mel Gray, WR; Jim Hart, QB; Roger Wehrli, CB
- 1977 .....Tom Banks, C; Conrad Dobler, G; Dan Dierdorf, T; Mel Gray, WR; Jim Hart, QB; Terry Metcalf, RB; Roger Wehrli, CB
- 1978 .....Tom Banks, C; Dan Dierdorf, T; Bob Young, G
- 1979 .....Ottis Anderson, RB; Roger Wehrli, CB; Bob Young, G
- 1980 .....Ottis Anderson, RB; Dan Dierdorf, T; Pat Tilley, WR\*
- 1983 .....Carl Birdsong, P; Roy Green, WR
- 1984 .....Roy Green, WR; E.J. Junior, ILB; Neil Lomax, QB
- 1985 .....E.J. Junior, ILB
- 1986 .....Vai Sikahema, PR; Ron Wolfley, ST
- 1987 .....Neil Lomax, QB; Luis Sharpe, T; Vai Sikahema, KR; Ron Wolfley, ST
- 1988 .....Luis Sharpe, T; Ron Wolfley, ST; J.T. Smith, WR
- 1989 .....Rich Camarillo, P; Tim McDonald, SS; Luis Sharpe, T; Ron Wolfley, ST
- 1990 .....Johnny Johnson, RB
- 1991 .....Rich Camarillo, P; Tim McDonald, SS\*
- 1992 .....Johnny Bailey, KR; Rich Camarillo, P; Robert Massey, CB; Tim McDonald, SS
- 1993 .....Rich Camarillo, P
- 1994 .....Aeneas Williams, CB; Seth Joyner, OLB
- 1995 .....Aeneas Williams, CB; Eric Swann, DT; Larry Centers, FB; Jeff Feagles, P
- 1996 .....Lomas Brown, T; Larry Centers, FB; Eric Swann, DT; Aeneas Williams, CB
- 1997 .....Rob Moore, WR; Aeneas Williams, CB
- 1998 .....Aeneas Williams, CB
- 1999 .....Simeon Rice, DE; Aeneas Williams, CB
- 2000 .....Scott Player, P
- 2001 .....David Boston, WR
- 2003 .....Anquan Boldin, WR
- 2004 .....Bertrand Berry, DE
- 2005 .....Larry Fitzgerald, WR; Neil Rackers, K
- 2006 .....Anquan Boldin, WR; Adrian Wilson, SS
- 2007 .....Darnell Dockett, DT; Larry Fitzgerald, WR
- 2008 .....Anquan Boldin, WR; Larry Fitzgerald, WR; Sean Morey, ST; Kurt Warner, QB; Adrian Wilson, SS
- 2009 .....Darnell Dockett, DT; Larry Fitzgerald, WR; Dominique Rodgers-Cromartie, CB; Antrel Rolle, FS; Adrian Wilson, SS
- 2010 .....Darnell Dockett, DT; Larry Fitzgerald, WR; Adrian Wilson, SS
- 2011 .....Larry Fitzgerald, WR; Patrick Peterson, KR; Adrian Wilson, SS
- 2012 .....Larry Fitzgerald, WR; Patrick Peterson, CB; Daryl Washington, LB
- 2013 .....John Abraham, LB; Justin Bethel, ST; Larry Fitzgerald, WR; Patrick Peterson, CB
- 2014 .....Justin Bethel, ST; Calais Campbell, DE; Antonio Cromartie, CB; Patrick Peterson, CB
- 2015 .....Justin Bethel, ST; Calais Campbell, DT; Larry Fitzgerald, WR; Mike Iupati, G; Tyrann Mathieu, S; Carson Palmer, QB; Patrick Peterson, CB
- 2016 .....Larry Fitzgerald, WR; David Johnson, RB; Patrick Peterson, CB
- 2017 .....Budda Baker, ST; Larry Fitzgerald, WR; Chandler Jones, LB; Patrick Peterson, CB
- 2018 .....Patrick Peterson, CB
- 2019 .....Budda Baker, S; Chandler Jones, LB
- 2020 .....Budda Baker, S; DeAndre Hopkins, WR; Kyler Murray, QB
- 2021 .....Budda Baker, S; James Conner, RB; D.J. Humphries, T; Chandler Jones, LB; Kyler Murray, QB
- 2022 .....Budda Baker, S
- 2023 .....Budda Baker, S

**YEAR-BY-YEAR LEAGUE OFFENSIVE RANKINGS SINCE 1970 MERGER**

Year	Total	Rush	Pass	Year	Total	Rush	Pass
2023	19	4	26	1996	13	25	6
2022	22	22	18	1995	24	29	17
2021	8	10	10	1994	25	17	21
2020	6	7	17	1993	8	11	9
2019	21	10	24	1992	17	26	13
2018	32	32	32	1991	27	26	26
2017	22	30	15	1990	18	12	19
2016	9	18	9	1989	25	26	15
2015	1	8	2	1988	4	13	5
2014	24	31	14	1987	6	15	6
2013	12	23	13	1986	26	14	22
2012	32	32	28	1985	17	15	18
2011	19	24	17	1984	3	9	3
2010	31	32	31	1983	17	7	24
2009	14	28	12	1982	23	7	26
2008	4	32	2	1981	19	9	22
2007	12	29	5	1980	22	9	25
2006	18	30	10	1979	10	3	20
2005	8	32	1	1978	7	25	4
2004	27	22	24	1977	7	12	2
2003	27	29	23	1976	3	8	5
2002	27	15	29	1975	5t	6	6
2001	18	27	13	1974	10	13	7
2000	24	27	17	1973	12	22	5
1999	29	29	27	1972	25	26	18t
1998	13	21	8	1971	14	21	5
1997	24	30	10	1970	3	6	9





## ALPHABETICAL PRO BOWLERS

Name	Pos	Selections	Year	Name	Pos	Selections	Year
John Abraham	LB	1	2013	Neil Lomax	QB	2	1984, 1987
Ki Aldrich	C	1	1940	Robert Massey	CB	1	1992
Ottis Anderson	RB	2	1979-80	Tyrann Mathieu	S	1	2015*
Elmer Angsman	HB	1	1950	Ollie Matson	HB	6	1952, 1954-58
Ray Apolskis	C	1	1941	Tim McDonald	S	3	1989, 1991*, 1992
Johnny Bailey	KR	1	1992	Eric McMillan	T	4	1965, 1967, 1969-70
Budda Baker	ST/S	6	2017, 2019-23	Dale Meinert	LB	3	1963, 1965, 1967
Jim Bakken	K	4	1965, 1967, 1975-76	Terry Metcalf	RB	3	1974-75, 1977
Tom Banks	C	4	1975-78	Rob Moore	WR	1	1997
Bertrand Berry	DE	1	2004	Sean Morey	ST	1	2008
Justin Bethel	ST	3	2013-15	Kyler Murray	QB	2	2020-21
Carl Birdsong	P	1	1983	Gern Nagler	E	1	1958
Tony Blazine	T	1	1939	Jerry Norton	S	3	1959-61
Anquan Boldin	WR	3	2003, 2006, 2008	Johnny Olszewski	FB	2	1953, 1955
David Boston	WR	1	2001	Jim Otis	RB	1	1975
Leo Brooks	DT	1	1976	Carson Palmer	QB	1	2015*
Lomas Brown	T	1	1996	Ken Panfil	T	1	1959
Don Brumm	DE	1	1968	Don Paul	HB-S	1	1953
Rich Camarillo	P	4	1989, 1991-93	Patrick Peterson	KR/CB	8	2011-14, 15*, 16-18
Calais Campbell	DE/DT	2	2014-2015	Scott Player	P	1	2000
Larry Centers	FB	2	1995*, 1996	Fran Polsoot	E	1	1951
James Conner	RB	1	2021	Neil Rackers	K	1	2005
Bobby Joe Conrad	FL	1	1964	Sonny Randle	SE	4	1960-62, 1965
Antonio Cromartie	CB	1	2014	Bob Reynolds	T	3	1966, 1968-69
John David Crow	HB	3	1959-60, 1962	Simeon Rice	DE	1	1999
Lindon Crow	DB	2	1956-57	Joe Robb	DE	1	1966
Bob DeMarco	C	3	1963, 1965, 1967*	Dominique Rodgers-Cromartie	CB	1	2009*
Bill Dewell	E	1	1941	Johnny Roland	HB	2	1966, 1967*
Dan Dierdorf	T	6	1974-78, 1980	Antrel Rolle	FS	1	2009
Conrad Dobler	G	3	1975-77	Bob Rowe	DT	1	1968
Darnell Dockett	DT	3	2007, 2009-10	Leo Sanford	LB-C	2	1956-57
Phil Dougherty	C	1	1939	Luis Sharpe	T	3	1987-89
Bob Dove	E	1	1950	Bob Shaw	E	1	1950
Jeff Feagles	P	1	1995	John Shirk	E	1	1940
Bill Fischer	G	3	1950-52	Vai Sihakema	KR	2	1986-87
Pat Fischer	CB	2	1964-65	Sam Silas	DT	1	1965
Larry Fitzgerald	WR	11	2005, 07-08, 09*, 10-13, 15-17*	Jack Simmons	C	1	1956
Frank Fuller	T	1	1959	Bill Smith	E	1	1939
Irv Goode	G	2	1964, 1967	J.T. Smith	KR-WR	1	1988
Ken Gray	G	6	1961, 1963-64, 1966-68	Jackie Smith	TE	5	1966-70
Mel Gray	WR	4	1974-77	Billy Stacy	DB	1	1961
Roy Green	WR	2	1983-84	Larry Stallings	LB	1	1970
Jerry Groom	T	1	1954	Jerry Stovall	DB	3	1966-67, 1969
Pat Harder	FB	1	1950	Leo Sugar	DE	2	1958, 1960
Jim Hardy	QB	1	1950	Bill Svoboda	HB	1	1953
Jim Hart	QB	4	1974-77	Eric Swann	IL	2	1995-96
Jimmy Hill	DB	3	1960-62	Pat Tilley	WR	1	1980*
DeAndre Hopkins	WR	1	2020	Gaynell Tinsley	E	1	1938
D.J. Humphries	T	1	2021	Charley Trippi	QB-HB	2	1952-53
Mike Iupati	G	1	2015*	Chuck Walker	DT	1	1966
Frank Ivy	E	1	1942	Fred Wallner	G	1	1955
Charley Johnson	QB	1	1963	Kurt Warner	QB	1	2008
David Johnson	RB	1	2016*	Daryl Washington	LB	1	2012
Johnny Johnson	RB	1	1990	Roger Wehrli	CB	7	1970-71, 1974-77, 1979
Chandler Jones	LB	3	2017, 2019, 2021	Tom Wham	E	1	1951
Seth Joyner	LB	1	1994	Aeneas Williams	CB	6	1994-99
E.J. Junior	LB	2	1984-85	Adrian Wilson	SS	5	2006, 08, 09*, 10-11
Bill Koman	DE	2	1962, 1964	Larry Wilson	S	8	1962-63, 1965-70
Joe Kuharich	G	1	1941	Ron Wolfley	ST	4	1986-89
Dick Lane	DB	4	1954-56, 1958	Bob Young	G	2	1978-79
MacArthur Lane	RB	1	1970				
Jimmy Lawrence	HB	1	1939				

\* Selected but did not play  
 Note: The year listed indicates the season for which a player was selected and not the year in which the game was played

## YEAR-BY-YEAR LEAGUE DEFENSIVE RANKINGS SINCE 1970 MERGER

Year	Total	Rush	Pass	Year	Total	Rush	Pass
2023	25	32	13	1996	21	21	21
2022	21	14	24	1995	26	30	15
2021	11	20	7	1994	3	4	4
2020	13	22	10	1993	21	19	19
2019	32	24	31	1992	24	10	27
2018	20	32	4	1991	16	26	7
2017	6	6	14	1990	18	26	8
2016	2	9	4	1989	26	27	22
2015	5	6	8	1988	14	16	12
2014	24	13	29	1987	25	19	25
2013	6	1	14	1986	4	25	1
2012	12	28	5	1985	15	24	8
2011	18	21	17	1984	8	14	9
2010	29	30	23	1983	6	8	14
2009	20	17	23	1982	14t	12	7
2008	19	16	22	1981	23	25	16
2007	17	9	28	1980	19	16	20
2006	29	16	30	1979	16	14	16
2005	8	10	12	1978	13	19t	7t
2004	12	27	9	1977	24	22	26
2003	26	19	29	1976	12	12	15
2002	29	30	28	1975	18	10	24
2001	28	24	26	1974	17	15	19
2000	30	30	11	1973	26	17	26
1999	22	30	10	1972	25	20	25
1998	21	20	17	1971	20	18	21
1997	27	27	15	1970	10	16	7



ALL-TIME PLAYER OF THE WEEK SELECTIONS, 1984-2023

<b>1984</b>	Neil Lomax Ottis Anderson E.J. Junior Neil Lomax	Offensive Offensive Defensive Offensive	Oct. 7 at Dallas (Week 6) Nov. 18 at N.Y. Giants (Week 12) Nov. 25 vs. Philadelphia (Week 13) Dec. 16 at Washington (Week 16)	<b>2008</b>	Kurt Warner Sean Morey Antrel Rolle Neil Rackers Gerald Hayes	Offensive Special Teams Defensive Special Teams Defensive	Sept. 14 vs. Miami (Week 2) Oct. 12 vs. Dallas (Week 6) Nov. 2 at St. Louis (Week 9) Nov. 16 at Seattle (Week 11) Dec. 7 vs. St. Louis (Week 14)
<b>1985</b>	Leonard Smith Lonnie Young	Defensive Defensive	Nov. 4 vs. Dallas (Week 9) Dec. 8 vs. New Orleans (Week 14)	<b>2009</b>	Calais Campbell D. Rodgers-Cromartie Adrian Wilson Kurt Warner LaRod Stephens-Howling Kurt Warner Ben Graham	Special Teams Defensive Defensive Offensive Special Teams Offensive Special Teams	Sept. 20 at Jacksonville (Week 2) Oct. 11 vs. Houston (Week 5) Oct. 25 at New York Giants (Week 7) Nov. 8 at Chicago (Week 9) Nov. 29 at Tennessee (Week 12) Dec. 6 vs. Minnesota (Week 13) Dec. 20 at Detroit (Week 15)
<b>1986</b>	Leonard Smith	Defensive	Dec. 7 at Philadelphia (Week 14)	<b>2010</b>	Adrian Wilson Jay Feely	Defensive Special Teams	Sept. 12 at St. Louis (Week 1) Dec. 12 vs. Denver (Week 14)
<b>1987</b>	Curtis Greer Neil Lomax	Defensive Offensive	Sept. 13 at Dallas (Week 1) Dec. 20 at Tampa Bay (Week 15)	<b>2011</b>	Patrick Peterson Larry Fitzgerald Patrick Peterson	Special Teams Offensive Special Teams	Nov. 6 vs. St. Louis (Week 9) Nov. 13 at Philadelphia (Week 10) Nov. 27 at St. Louis (Week 12)
<b>1988</b>	Neil Lomax Freddie Joe Nunn Roy Green	Offensive Defensive Offensive	Oct. 2 at L.A. Rams (Week 5) Oct. 30 at Dallas (Week 9) Nov. 13 vs. N.Y. Giants (Week 11)	<b>2012</b>	Calais Campbell Larry Fitzgerald	Defensive Offensive	Sept. 16 at New England (Week 2) Sept. 23 vs. Philadelphia (Week 3)
<b>1989</b>	Tim McDonald	Defensive	Nov. 12 vs. Dallas (Week 10)	<b>2013</b>	Patrick Peterson Carson Palmer John Abraham Jay Feely	Defensive Offensive Defensive Special Teams	Sept. 29 at Tampa Bay (Week 4) Nov. 24 vs. Indianapolis (Week 12) Dec. 8 vs. St. Louis (Week 14) Dec. 15 at Tennessee (Week 15)
<b>1991</b>	Tim McDonald	Defensive	Oct. 20 vs. Atlanta (Week 8)	<b>2014</b>	Ted Ginn, Jr. Chandler Catanzaro Larry Fitzgerald Justin Bethel Patrick Peterson Chandler Catanzaro	Special Teams Special Teams Offensive Special Teams Defensive Special Teams	Sept. 14 at New York Giants (Week 2) Oct. 12 vs. Washington (Week 6) Oct. 26 vs. Philadelphia (Week 8) Nov. 2 at Dallas (Week 9) Nov. 9 vs. St. Louis (Week 10) Dec. 11 at St. Louis (Week 15)
<b>1992</b>	Robert Massey Johnny Johnson	Defensive Offensive	Oct. 4 vs. Washington (Week 5) Nov. 8 at L.A. Rams (Week 10)	<b>2015</b>	Larry Fitzgerald David Johnson Tyran Mathieu Chandler Catanzaro Deone Bucannon Dwight Freeney	Offensive Special Teams Defensive Special Teams Defensive Defensive	Sept. 20 at Chicago (Week 2) Sept. 20 at Chicago (Week 2) Sept. 27 vs. San Francisco (Week 3) Dec. 10 vs. Minnesota (Week 14) Dec. 20 at Philadelphia (Week 15) Dec. 27 vs. Green Bay (Week 16)
<b>1993</b>	Johnny Bailey Eric Swann Ron Moore Ron Moore	Special Teams Defensive Offensive Offensive	Sept. 12 at Washington (Week 2) Oct. 17 vs. Washington (Week 7) Dec. 5 vs. L.A. Rams (Week 14) Dec. 26 vs. N.Y. Giants (Week 17)	<b>2016</b>	Marcus Cooper David Johnson David Johnson	Defensive Offensive Offensive	Sept. 18 vs. Tampa Bay (Week 2) Oct. 6 at San Francisco (Week 5) Dec. 4 vs. Washington (Week 13)
<b>1994</b>	Aeneas Williams Seth Joyner	Defensive Defensive	Oct. 16 at Washington (Week 7) Nov. 20 vs. Philadelphia (Week 12)	<b>2017</b>	J.J. Nelson Adrian Peterson Carlos Dansby Phil Dawson	Offensive Offensive Defensive Special Teams	Sept. 17 at Indianapolis (Week 2) Oct. 15 vs. Tampa Bay (Week 6) Nov. 5 at San Francisco (Week 9) Nov. 26 vs. Jacksonville (Week 12)
<b>1995</b>	Jeff Feagles	Special Teams	Nov. 26 vs. Atlanta (Week 13)	<b>2018</b>	Chandler Jones	Defensive	Oct. 7 at San Francisco (Week 5)
<b>1996</b>	LeShon Johnson Kent Graham Boomer Esiason Boomer Esiason	Offensive Offensive Offensive Offensive	Sept. 22 at New Orleans (Week 4) Sept. 29 vs. St. Louis (Week 5) Nov. 10 at Washington (Week 11) Nov. 24 vs. Philadelphia (Week 13)	<b>2019</b>	Kyler Murray Chandler Jones Patrick Peterson Chandler Jones	Offensive Defensive Defensive Defensive	Oct. 13 vs. Atlanta (Week 6) Oct. 20 at N.Y. Giants (Week 7) Dec. 15 vs. Cleveland (Week 15) Dec. 22 at Seattle (Week 16)
<b>1997</b>	Aeneas Williams	Defensive	Sept. 7 vs. Dallas (Week 2)	<b>2020</b>	Kyler Murray Budda Baker Kyler Murray DeAndre Hopkins Haason Reddick Kyler Murray	Offensive Defensive Defensive Offensive Defensive Offensive	Oct. 11 at N.Y. Jets (Week 5) Oct. 19 at Dallas (Week 6) Oct. 25 vs. Seattle (Week 7) Nov. 15 vs. Buffalo (Week 10) Dec. 13 at N.Y. Giants (Week 14) Dec. 20 vs. Philadelphia (Week 15)
<b>1998</b>	Simeon Rice Ronald McKinnon Joe Nedney Tommy Bennett Chris Jacke Kwamie Lassiter	Defensive Defensive Special Teams Defensive Special Teams Defensive	Sept. 20 vs. Philadelphia (Week 3) Oct. 11 vs. Chicago (Week 6) Nov. 8 vs. Washington (Week 10) Dec. 13 at Philadelphia (Week 15) Dec. 20 vs. New Orleans (Week 16) Dec. 27 vs. San Diego (Week 17)	<b>2021</b>	Chandler Jones Kyler Murray Byron Murphy, Jr. Matt Prater Chandler Jones Jordan Hicks Matt Prater	Defensive Offensive Defensive Special Teams Defensive Defensive Special Teams	Sept. 12 at Tennessee (Week 1) Sept. 19 vs. Minnesota (Week 2) Sept. 26 at Jacksonville (Week 3) Oct. 17 at Cleveland (Week 6) Nov. 21 at Seattle (Week 11) Dec. 5 at Chicago (Week 13) Jan. 2, 2022 at Dallas (Week 17)
<b>1999</b>	Chris Jacke	Special Teams	Sept. 12 at Philadelphia (Week 1)	<b>2022</b>	Marco Wilson	Defensive	Oct. 20, 2022 vs. New Orleans (Week 7)
<b>2000</b>	Jake Plummer Aeneas Williams	Offensive Defensive	Sept. 10 vs. Dallas (Week 2) Nov. 5 vs. Washington (Week 10)	<b>2023</b>	Matt Prater	Special Teams	Sept. 24, 2023 vs. Dallas (Week 3)
<b>2001</b>	Bill Gramatica Bill Gramatica	Special Teams Special Teams	Nov. 18 vs. Detroit (Week 11) Nov. 25 at San Diego (Week 12)				
<b>2002</b>	MarTay Jenkins Bill Gramatica Adrian Wilson	Special Teams Special Teams Defensive	Sept. 15 at Seattle (Week 2) Oct. 6 at Carolina (Week 5) Oct. 20 vs. Dallas (Week 7)				
<b>2003</b>	Dexter Jackson	Defensive	Sept. 21 vs. Green Bay (Week 3)				
<b>2004</b>	Adrian Wilson Neil Rackers Bertrand Berry	Defensive Special Teams Defensive	Oct. 3 vs. New Orleans (Week 4) Oct. 24 vs. Seattle (Week 7) Nov. 14 vs. N.Y. Giants (Week 10)				
<b>2005</b>	Kurt Warner Neil Rackers	Offensive Special Teams	Nov. 20 at St. Louis (Week 11) Oct. 2 vs. San Francisco (Week 4)				
<b>2006</b>	Kurt Warner	Offensive	Sept. 10 vs. San Francisco (Week 1)				
<b>2007</b>	Steve Breaston Rod Hood Karlos Dansby Antrel Rolle Antrel Rolle	Special Teams Defensive Defensive Defensive Defensive	Sept. 30 vs. Pittsburgh (Week 4) Oct. 7 at St. Louis (Week 5) Nov. 11 vs. Detroit (Week 10) Nov. 18 at Cincinnati (Week 11) Dec. 30 vs. St. Louis (Week 17)				



## OVERTIME GAMES (REGULAR AND POSTSEASON)

Total OT Games: ..... 51      Home: ..... 22-10-3      Winning the Toss: ..... 15-10-4  
 Record: ..... 30-17-4      Road: ..... 8-7-1      Losing the Toss: ..... 15-7

Date	Opponent	Result	Game-winning score	Coin Toss
Sun., Dec. 25, 2022	Tampa Bay	L, 16-19	40-yard Ryan Succop FG (3:46)	Won
Sun., Sept. 18, 2022	at Las Vegas	W, 29-23	59-yard Byron Murphy Jr. fumble return (3:51)	Won
Sun., Oct. 25, 2020*	Seattle	W, 37-34	48-yard Zane Gonzalez FG (0:15)	Lost
Sun., Sept. 8, 2019	Detroit	T, 27-27	None	Won
Sun., Oct. 1, 2017	San Francisco	W, 18-15	19-yard TD pass, Carson Palmer to Larry Fitzgerald (0:32)	Lost
Sun., Sept. 17, 2017	at Indianapolis	W, 16-13	30-yard Phil Dawson FG (8:02)	Lost
Sun., Oct. 23, 2016	Seattle Seahawks	T, 6-6	None	Won
Sat., Jan. 16, 2016	Green Bay Packers	W, 26-20	5-yard TD pass, Carson Palmer to Larry Fitzgerald (13:55)	Won
Sun., Dec. 15, 2013	at Tennessee Titans	W, 37-34	41-yard Jay Feely FG (10:18)	Lost
Sun., Oct. 14, 2012	Buffalo Bills	L, 16-19	25-yard Rian Lindell FG (11:10)	Lost
Sun., Sept. 30, 2012	Miami Dolphins	W, 24-21	46-yard Jay Feely FG (8:29)	Won
Sun., Jan. 1, 2012	Seattle Seahawks	W, 23-20	28-yard Jay Feely FG (5:59)	Lost
Sun., Dec. 18, 2011	Cleveland Browns	W, 20-17	22-yard Jay Feely FG (10:56)	Lost
Sun., Dec. 4, 2011	Dallas Cowboys	W, 19-13	52-yard TD pass, Kevin Kolb to LaRod Stephens-Howling	Won
Sun., Nov. 6, 2011	St. Louis Rams	W, 19-13	99-yard Patrick Peterson punt return TD	Lost
Sun., Nov. 7, 2010	at Minnesota Vikings	L, 24-27	35-yard Ryan Longwell FG (9:49)	Won
Sun., Jan. 10, 2010	Green Bay Packers	W, 51-45	Dansby 17-yard TD on fumble caused by M. Adams sack (13:42)	Lost
Sun., Oct. 12, 2008	Dallas Cowboys	W, 30-24	M. Beisel 3-yard TD return on S. Morey blocked punt (14:05)	Lost
Sun., Dec. 23, 2007	Atlanta Falcons	W, 30-27	31-yard Neil Rackers FG (9:30)	Won
Sun., Nov. 25, 2007	San Francisco 49ers	L, 31-37	Banta-Cain fumble recovery in endzone (4:56)	Won
Sun., Dec. 12, 2004	San Francisco 49ers	L, 28-31	31-yard Todd Peterson FG (6:22)	Lost
Sun., Oct. 10, 2004	at San Francisco 49ers	L, 28-31	32-yard Todd Peterson FG (3:23)	Lost
Sun., Nov. 30, 2003	St. Louis Rams	L, 27-30	49-yard Jeff Wilkins FG (3:38)	Lost
Sun., Oct. 26, 2003	San Francisco 49ers	W, 16-13	39-yard Tim Duncan FG (4:59)	Won
Sun., Dec. 8, 2002	Detroit Lions	W, 23-20	42-yard Bill Gramatica FG (4:12)	Won
Sun., Oct. 20, 2002	Dallas Cowboys	W, 9-6	40-yard Bill Gramatica FG (11:45)	Lost
Sun., Dec. 2, 2001	at Oakland Raiders	W, 34-31	36-yard Bill Gramatica FG (7:29)	Lost
Sun., Dec. 13, 1998	at Philadelphia Eagles	W, 20-17	32-yard Chris Jacke FG (4:30)	Won
Sun., Nov. 30, 1997	Pittsburgh Steelers	L, 20-26	10-yard Jerome Bettis TD run (5:34)	Won
Sun., Oct. 19, 1997	at Philadelphia Eagles	L, 10-13	24-yard Chris Boniol FG (4:02)	Won
Sun., Sept. 14, 1997	at Washington	L, 13-19	40-yard TD pass, Gus Frerotte to Michael Westbrook (1:36)	Won
Sun., Sept. 7, 1997*	Dallas Cowboys	W, 25-22	20-yard Kevin Butler FG (8:30)	Lost
Sun., Nov. 10, 1996	at Washington	W, 37-34	32-yard Kevin Butler FG (14:27)	Won
Sun., Sept. 29, 1996	St. Louis Rams	W, 31-28	24-yard Greg Davis FG (1:54)	Won
Sun., Nov. 26, 1995	Atlanta Falcons	W, 40-37	28-yard Greg Davis FG (1:43)	Lost
Sun., Nov. 12, 1995	Minnesota Vikings	L, 24-30	50-yard TD pass, Warren Moon to Qadry Ismail (2:16)	Lost
Sun., Oct. 29, 1995	Seattle Seahawks	W, 20-14	72-yard Lorenzo Lynch INT return (11:16)	Won
Sun., Oct. 8, 1995	at New York Giants	L, 21-27	58-yard Jessie Armstead INT return (4:05)	Won
Sun., Nov. 27, 1994	Chicago Bears	L, 16-19	27-yard Kevin Butler FG (8:11)	Won
Sun., Oct. 30, 1994	Pittsburgh Steelers	W, 20-17	51-yard Greg Davis FG (1:40)	Lost
Sun., Oct. 16, 1994	at Washington	W, 19-16	29-yard Todd Peterson FG (10:00)	Lost
Sun., Dec. 19, 1993	at Seattle Seahawks	W, 30-27	41-yard Greg Davis FG (6:45)	Won
Sun., Dec. 7, 1986	at Philadelphia Eagles	T, 10-10	None	Won
Sun., Sept. 8, 1985	at Cleveland Browns	W, 27-24	35-yard Neil O'Donoghue FG (5:27)	Won
Mon., Oct. 24, 1983	New York Giants	T, 20-20	None	Won
Sun., Nov. 9, 1980	Atlanta Falcons	L, 27-33	21-yard Ray Strong TD run (4:20)	Lost
Sun., Sept. 14, 1980	at San Francisco 49ers	L, 21-24	33-yard Ray Wersching FG (4:12)	Won
Sun., Oct. 15, 1978	Dallas Cowboys	L, 21-24	27-yard Rafael Septien FG (3:28)	Lost
Sun., Oct. 31, 1976	San Francisco 49ers	W, 23-20	21-yard Jim Bakken FG (6:42)	Won
Sun., Nov. 16, 1975	Washington	W, 20-17	37-yard Jim Bakken FG (7:00)	Won
Sun., Sept. 28, 1975	at Dallas Cowboys	L, 31-37	3-yard TD pass, Roger Staubach, to Billy Jo DuPree (7:53)	Won

\* Sunday Night Football





## ALL-NFL/POSTSEASON AWARDS

**1960****All-Pro**

Jerry Norton, S (AP, UPI)  
Sonny Randle, E (AP, UPI)

**1961****All-Pro**

Jimmy Hill, DHB (NEA)  
Jerry Norton, S (NEA)

**1963****All-Pro**

Bobby Joe Conrad, FL (AP, UPI)  
Len Gray, G (UPI)  
Larry Wilson, S (UPI)

**1964****All-Pro**

Bob DeMarco, C (NEA)  
Pat Fischer, DB (AP, NEA, UPI)  
Ken Gray, G (AP, UPI)  
Dale Meinert, LB (NEA)

**1965****All-Pro**

Ken Gray, G (UPI)

**1966****All-Pro**

Larry Wilson, S (AP, NEA, UPI)

**1967****All-Pro**

Bob DeMarco, C (AP)  
Ernie McMillan, T (NEA)  
Jackie Smith, TE (UPI)  
Larry Wilson, S (AP, NEA)

**1968****All-Pro**

Larry Wilson, S (AP, NEA, UPI)

**1969****All-Pro**

Larry Wilson, S (AP, NEA, UPI)

**1970****All-Pro**

MacArthur Lane, RB (NEA)  
Roger Wehrli, CB (NEA)  
Larry Wilson, S (PFWA)

**All-NFC**

MacArthur Lane, RB (UPI)  
Ernie McMillan, T (UPI)  
Larry Stallings, LB (UPI)  
Roger Wehrli, CB (UPI)  
Larry Wilson, S (AP, UPI)

**1971****All-NFC**

Ernie McMillan, T (UPI)  
Roger Wehrli, CB (UPI)

**1974****All-Pro**

Mel Gray, WR (NEA)  
Roger Wehrli, CB (NEA)

**All-NFC**

Jim Hart, QB (AP, UPI, *Sporting News*)  
Roger Wehrli, CB (AP, UPI, *Sporting News*)

**NFC Player-of-the-Year**

Jim Hart, QB (UPI)

Terry Metcalf, RB (New York PFWA)

**NFL Coach-of-the-Year**

Don Coryell (AP, *Sporting News*)

**NFC Coach-of-the-Year**

Don Coryell (UPI, PFWA)

(Note: Metcalf was runner-up for NFL MVP by AP and NFC player-of-the-year by UPI.)

**1975****All-Pro**

Jim Bakken, K (AP, NEA, PFWA, *Pro Football Weekly*, *N.Y. News*)  
Dan Dierdorf, T (PFWA, *N.Y. News*)  
Mel Gray, WR (AP, PFWA, *N.Y. News*, *Pro Football Weekly*, *Football News*)  
Terry Metcalf, KR (*Football News*)  
Roger Wehrli, CB (AP, PFWA, *N.Y. News*, *Pro Football Weekly*)

**All-NFC**

Jim Bakken, K (AP, *Inside Football Report*, *Pro Football Weekly*, *Sporting News*)  
Tom Banks, C (Pro Football Weekly)  
Dan Dierdorf, T (AP, UPI, *Inside Football Report*, *Pro Football Weekly*, *N.Y. News*)  
Mel Gray, WR (AP, UPI, *Inside Football Report*, *Pro Football Weekly*, *N.Y. News*, *Sporting News*)  
Terry Metcalf, RB (AP, UPI, *Inside Football Report*, *Pro Football Weekly*, *N.Y. News*, *Sporting News*); (*Pro Football Weekly* as KR)  
Roger Wehrli, CB (AP, UPI, *Inside Football Report*, *Pro Football Weekly*, *N.Y. News*, *Sporting News*)

**NFL MVP**

Terry Metcalf, RB (*N.Y. News*)

**NFC Coach-of-the-Year**

Don Coryell (*Inside Football Report*)

**1976****All-Pro**

Jim Bakken, K (AP, NEA, PFWA, *Pro Football Weekly*)  
Tom Banks, C (AP, *Football Digest*)  
Dan Dierdorf, T (AP, NEA, PFWA, *N.Y. News*, *N.Y. Post*)

Conrad Dobler, G (NEA)

Roger Wehrli, CB (AP, PFWA)

**All-Pro (Second Team)**

Tom Banks, C (NEA, PFWA)

Conrad Dobler, G (AP)

**All-NFC**

Jim Bakken, K (AP, UPI, *Sporting News*, *N.Y. News*, *Pro Football Weekly*)  
Conrad Dobler, G (AP, UPI, *Sporting News*)  
Mel Gray, WR (AP, *Sporting News*)  
Roger Wehrli, CB (AP, UPI, *Sporting News*, *Pro Football Weekly*, *N.Y. News*)  
Bob Young, G (*N.Y. News*)  
**NFC Offensive Lineman-of-the-Year**  
Dan Dierdorf, T (NFC players)

**1977****All-Pro**

Dan Dierdorf, T (AP, PFWA, NEA)  
Roger Wehrli, CB (AP, NEA)

**All-Pro (Second Team)**

Tom Banks, C (AP)

**All-NFC**

Tom Banks, C (UPI, *Sporting News*)  
Dan Dierdorf, T (UPI, *Sporting News*)  
Bob Young, G (*Sporting News*)  
**NFC Offensive Lineman-of-the-Year**  
Dan Dierdorf, T (NFC players)

**1978****All-Pro**

Dan Dierdorf, T (AP, NEA, PFWA, *Pro Football Weekly*)

**All-NFC**

Dan Dierdorf, T (*Sporting News*, UPI)  
Tom Banks, C (*Sporting News*, UPI, *Pro Football Weekly*)  
Bob Young, G (*Sporting News*, *Pro Football Weekly*)

**Honorable Mention All-NFC**

Ken Stone, S (UPI)  
Pat Tilley, WR (UPI)  
Roger Wehrli, CB (UPI)

**All-Rookie NFC**

Ken Greene, S (UPI, *Pro Football Weekly*)  
**NFC Offensive Lineman-of-the-Year**  
Dan Dierdorf, T (NFC players)

**1979****All-Pro**

Ottis Anderson, RB (AP, PFWA)  
Bob Young, G (AP, *Pro Football Weekly*)

**All-NFC**

Ottis Anderson, RB (UPI, *Sporting News*, *Pro Football Weekly*)  
Tom Banks, C (UPI, *Sporting News*)  
Roy Green, KR (*Sporting News*, *Pro Football Weekly*)  
Roger Wehrli, CB (UPI, *Sporting News*, *Pro Football Weekly*)  
Bob Young, G (UPI, *Sporting News*, *Pro Football Weekly*)

**NFL All-Rookie**

Ottis Anderson, RB (*Pro Football Weekly*, UPI, *Football Digest*)

Joe Bostic, T (*Football Digest*)

**NFL Player-of-the-Year**

Ottis Anderson, RB (AP, UPI, *Sporting News*, *Pro Football Weekly*, PFWA, *Football Digest*. Offense-*N.Y. News*)

**NFC Rookie-of-the-Year**

Ottis Anderson, RB (UPI, *Sporting News*)

**1980****All-Pro**

Pat Tilley, WR (*Sports Illustrated*)  
Dan Dierdorf, T (NEA)

**NFL All-Rookie**

Rush Brown, T (UPI, *Pro Football Weekly*, *Football Digest*)

**All-NFC (Second Team)**

Ottis Anderson, RB (AP, UPI)

Dan Dierdorf, T (AP, UPI)

Pat Tilley, WR (UPI)

**1981****All-Pro**

Roy Green, WR/DB (*Sports Illustrated*)

**All-NFC**

Roy Green, WR/DB (*Pro Football Weekly*)

**NFL All-Rookie**

Neil Lomax, QB (UPI, PFWA, *Football Digest*, *Pro Football Weekly*)

E.J. Junior, LB (UPI, *Football Digest*, *Pro Football Weekly*)

Carl Birdsong, P (UPI)

Stump Mitchell, RB (*Pro Football Weekly*)

Greg LaFleur, TE (PFWA, *Football Digest*)

**1982****NFL All-Rookie**

Luis Sharpe, T (*Pro Football Weekly*, PFWA, *Football Digest*)

Tootie Robbins, T (*Football Digest*, *Pro Football Weekly*, PFWA)

Benny Perrin, S (*Pro Football Weekly*, PFWA)

**1983****All-Pro**

Roy Green, WR (AP, NEA, PFWA, *Football Digest*, *Pro Football Weekly*, *Sporting News*, *College & Pro Football Newsweek*, *Football Digest*)

**All-NFC**

Carl Birdsong, P (UPI, *Pro Football Weekly*)

Roy Green, WR (UPI, *Pro Football Weekly*)



## 1984

### All-Pro

Roy Green, WR (AP, NEA, PFWA, *Sporting News, College & Pro Football Newsweekly, Pro Football Weekly, Football Digest, Seagram Sports Award*)

E.J. Junior, ILB (AP, NEA, PFWA, *Football Digest*)

### All-NFC

Roy Green, WR (UPI, *Pro Football Weekly*)

E.J. Junior, ILB (UPI)

Curtis Greer, DE (UPI)

Stump Mitchell, KR (*Pro Football Weekly*)

Randy Clark, C (NEA)

Luis Sharpe, T (UPI)

Neil Lomax, QB (UPI)

## 1985

### All-NFC

E.J. Junior, ILB (UPI)

### All-Rookie

Lance Smith, T (UPI)

Freddie Joe Nunn, OLB (UPI, *Football Digest*)

Lonnie Young, S (UPI, *Football Digest*)

## 1986

### All-Pro (Second Team)

Leonard Smith, SS (AP, UPI, NEA)

Vai Sihakema, PR-KR (AP)

### All-NFC

Vai Sihakema, PR-KR (*Pro Football Weekly*)

Ron Wolfley, Special Teams (PFWA)

### All-Rookie

Gene Chilton, C (*Pro Football Weekly*)

Vai Sihakema, PR-KR (*Pro Football Weekly*)

John Lee, K (PFWA, *Pro Football Weekly*)

## 1987

### All-Pro

J.T. Smith, WR (*Pro Football Weekly, Sporting News*)

Ron Wolfley, special teams (*Pro Football Weekly*)

Vai Sihakema, KR (AP)

### All-Pro (Second Team)

Robert Awalt, TE (NEA)

Luis Sharpe, T (UPI)

J.T. Smith, WR (AP, *Sporting News*)

### NFL All-Rookie

Robert Awalt, TE (UPI, PFWA, *Pro Football Weekly, Football Digest*)

Todd Peat, G (UPI, PFWA, *Pro Football Weekly, Football Digest*)

### All-NFC

Leonard Smith, SS (*Football News*)

J.T. Smith, WR (UPI)

### All-NFC (Second Team)

Neil Lomax, QB (UPI)

### NFL Rookie-of-the-Year

Robert Awalt, TE (*Sporting News*)

### NFC Rookie-of-the-Year

Robert Awalt, TE (UPI)

## 1988

### All-Pro (Second Team)

Luis Sharpe, T (AP)

### All-Pro (Honorable Mention)

Derek Kennard, C (AP)

Freddie Joe Nunn, DE (AP)

Lonnie Young, FS (AP)

### All-NFC

Luis Sharpe, T (UPI)

### All-NFC (Second Team)

Freddie Joe Nunn, DE (UPI)

## 1989

### All-Pro (Second Team)

Rich Camarillo, P (AP)

### All-NFC

Tim McDonald, S (UPI, *Pro Football Weekly*)

Ron Wolfley, special teams (*Pro Football Weekly*)

### All-NFC Second Team

Rich Camarillo, P (UPI)

### All-Rookie

Eric Hill, LB (UPI, *Pro Football Newsweekly, Pro Football Weekly, Football Digest*)

Joe Wolf, T (UPI, *Pro Football Newsweekly, Pro Football Weekly, Football Digest*)

Jim Wahler, DT (*Pro Football Newsweekly, Pro Football Weekly*)

## 1990

### All-Pro (Second Team)

Luis Sharpe, T (AP)

Rich Camarillo, P (UPI)

### NFL Rookie-of-the-Year

Johnny Johnson, RB (*Football Digest*)

### NFL Offensive Rookie-of-the-Year

Johnny Johnson, RB (*College & Pro Football Newsweekly*)

### NFL All-Rookie

Johnny Johnson, RB (UPI, PFWA, *Pro Football Weekly, College & Pro Football Newsweekly, Football Digest, Football News*)

Ricky Proehl, WR (UPI, PFWA, *Pro Football Weekly, College & Pro Football Newsweekly, Football Digest, Football News*)

Ricky Proehl, WR (UPI, PFWA, *Pro Football Weekly, College & Pro Football Newsweekly, Football Digest*)

## 1991

### All-Pro

Tim McDonald, SS (AP)

### All-Pro (Second Team)

Tim McDonald, SS (NEA)

### NFL All-Rookie Team

Aeneas Williams, CB (PFWA, *College & Pro Football Newsweekly, Pro Football Weekly, Football News, Football Digest*)

### All-NFC

Rich Camarillo, P (UPI, *Pro Football Weekly*)

Tim McDonald, SS (*Pro Football Weekly, Football News*)

## 1992

### All-Pro

Rich Camarillo, P (PFWA, *Pro Football Weekly, AP*)

Tim McDonald, SS (NEA)

### All-Pro (Second Team)

Rich Camarillo, P (NEA)

Tim McDonald, SS (AP, *College & Pro Football Newsweekly*)

### All-NFC

Rich Camarillo, P (UPI)

Johnny Bailey, KR (UPI)

### Golden Toe Award

Rich Camarillo, P

## 1993

### All-Pro (Second Team)

Rich Camarillo, P (AP, *College & Pro Football Newsweekly*)

### All-NFC

Rich Camarillo, P (UPI, *Football News*)

## 1994

### All-Pro

Aeneas Williams, CB (*Sports Illustrated, USA Today*)

Jeff Feagles, P (*USA Today*)

### All-Pro (Second Team)

Aeneas Williams, CB (AP, *College & Pro Football Newsweekly, Football Digest*)

### All-NFC

Aeneas Williams, CB (*Football News, UPI*)

### All-NFC (Second Team)

Seth Joyner, LB (UPI)

### All-Rookie

Anthony Redmon, G (*Football News, Pro Football Weekly, PFWA*)

## 1995

### All-Pro

Larry Centers, RB (*Sports Illustrated*)

Eric Swann, DT (*The Sporting News*)

Aeneas Williams, CB (AP, *College & Pro Football Newsweekly, Pro Football Weekly, PFWA, The Sporting News, USA Today*)

### All-Pro (Second Team)

Larry Centers, RB (*College & Pro Football Newsweekly*)

Jeff Feagles, P (*Football Digest*)

Eric Hill, LB (*Football Digest*)

Aeneas Williams, CB (*Football Digest*)

### All-NFC

Jeff Feagles, P (*Football News, UPI*)

Aeneas Williams, CB (*Football News, UPI*)

### All-NFC (Second Team)

Eric Swann, DT (UPI)

## 1996

### All-Pro

Larry Centers, FB (AP, *Football Digest, Sports Illustrated*)

Eric Swann, DT (*College & Pro Football Newsweekly*)

Aeneas Williams, CB (*Pro Football Weekly/ PFWA*)

### All-Pro (Second Team)

Aeneas Williams, CB (*Football Digest*)

### All-NFC

Lomas Brown, T (*Football News*)

Aeneas Williams, CB (*Football News, UPI*)

### All-NFC (Second Team)

Seth Joyner, LB (UPI)

Simeon Rice, DE (UPI)

Eric Swann, DT (UPI)

### All-Rookie

Simeon Rice, DE (*College & Pro Football Newsweekly, Football News, Pro Football Weekly/PFWA*)

Aaron Graham, C (*Pro Football Weekly/ PFWA*)

### Defensive Rookie-of-the-Year

Simeon Rice, DE (AP, *Pro Football Weekly/ PFWA, College & Pro Football Newsweekly*)

### NFC Rookie-of-the-Year

Simeon Rice, DE (UPI)

## 1997

### All-Pro

Aeneas Williams, CB (AP, *Sports Illustrated, Pro Football Weekly, The Sporting News, Football Digest, USA Today*)

Rob Moore, WR (AP, *Sports Illustrated, Pro Football Weekly, College & Pro Football Weekly, Football Digest*)

### All-Pro (Second Team)

Aeneas Williams, CB (*College & Pro Football Weekly*)

### All-NFC

Rob Moore, WR (*Pro Football Weekly*)

Aeneas Williams, CB (*Pro Football Weekly, Football News*)

### All-Rookie

Jake Plummer, QB (*Pro Football Weekly, College & Pro Football Weekly, Football News*)

Mark Smith, DT (*College & Pro Football Weekly*)

**1998**

**All-Pro (Second Team)**  
Kwamie Lassiter, FS (*College & Pro Football Weekly*)

**All-Rookie**  
Andre Wadsworth, DE (*College & Pro Football Newsweekly, Pro Football Weekly, Football Digest*)

Corey Chavous, CB (*College & Pro Football Newsweekly*)

**1999**

**All-Pro (Second Team)**  
Simeon Rice, DE (AP, *Football Digest*)

**2000**

**All-Pro**  
Pat Tillman, S (*Sports Illustrated*)

**All-Pro (Second Team)**  
Scott Player, P (*Pro Football Weekly*)  
MarTay Jenkins, KR (*Football Digest*)

**All-NFL (First Team)**  
Scott Player, P (*Football News*)

**2001**

**All-Pro**  
David Boston, WR (*Associated Press, Sports Illustrated, Pro Football Weekly, The Sporting News*)

**All-Pro (Second Team)**  
David Boston, WR (*Football Digest, College & Pro Football Newsweekly*)

**All-Rookie (First Team)**  
Leonard Davis, G (*Pro Football Weekly, Football News*)

Arnold Jackson, PR (*Football News*)

**All-NFC (First Team)**  
David Boston, WR (*Pro Football Weekly, Football News*)

**2003**

**Offensive Rookie-of-the-Year**  
Anquan Boldin, WR (*Associated Press, Pro Football Weekly/PFWA, Football Digest*)

**Rookie-of-the-Year**  
Anquan Boldin, WR (*The Sporting News, Sports Illustrated*)

**All-Pro**  
Anquan Boldin, WR (*Associated Press, Sports Illustrated, Pro Football Weekly, The Sporting News*)

**All-Rookie (First Team)**  
Anquan Boldin, WR (*Pro Football Weekly*)

**2004**

**All-Pro (Second Team)**  
Bertrand Berry, DE (*Associated Press, College & Pro Football Weekly*)

**All-Conference**  
Bertrand Berry, DE (*Pro Football Weekly*)

**All-Rookie**  
Karlos Dansby (*Pro Football Weekly*)  
Darnell Dockett (*Pro Football Weekly*)  
Alex Stepanovich (*Pro Football Weekly*)

**2005**

**All-Pro**  
Neil Rackers, K (*Associated Press, Sports Illustrated, Pro Football Weekly, Sporting News*)

**All-Conference**  
Neil Rackers, K (*Pro Football Weekly*)

**All-NFL**  
Neil Rackers, K (*Associated Press, Pro Football Weekly*)

**2006**

**All-Pro (Second Team)**  
Adrian Wilson, SS (AP)  
**All-NFL**  
Adrian Wilson, SS (PFW) (*The Sporting News*)

**All Conference**  
Adrian Wilson, SS (PFW)

**2007**

**All-Pro (First Team)**  
Larry Fitzgerald, (AP) (*The Sporting News*)

**All-Pro (Second Team)**  
Adrian Wilson, (AP)

**All-NFL**  
Larry Fitzgerald, (PFW/PFWA)

**All-NFC**  
Larry Fitzgerald, (PFW/PFWA)

Adrian Wilson, (PFW/PFWA)

Sean Morey, (PFW/PFWA)  
**All-Rookie**  
Dominique Rodgers-Cromartie  
(*The Sporting News*) (PFW/PFWA)

**2008**

**All-Pro (First Team)**  
Larry Fitzgerald, WR (AP) (*The Sporting News*)

**All-Pro (Second Team)**  
Adrian Wilson, SS (AP)

**All-NFL**  
Larry Fitzgerald, WR (PFW/PFWA)

**All-NFC**  
Larry Fitzgerald, WR (PFW/PFWA)

Adrian Wilson, SS (PFW/PFWA)

Sean Morey, ST (PFW/PFWA)  
**All-Rookie**  
Dominique Rodgers-Cromartie, CB  
(*The Sporting News*) (PFW/PFWA)

**2009**

**All-Pro (First Team)**  
Adrian Wilson, SS (AP)

**All-Pro (Second Team)**  
Larry Fitzgerald, WR (AP)

Darnell Dockett, DT (AP)

**All-Pro (Sporting News)**  
Larry Fitzgerald, WR, Darnell Dockett, DT

**All-NFL**  
Adrian Wilson, SS (PFW/PFWA)

**All-Rookie**  
Beanie Wells, RB (PFWA)  
LaRod Stephens-Howling, ST (PFWA)

**2011**

**All-Pro (First Team)**  
Patrick Peterson, KR (AP)

**All-Pro (Second Team)**  
Larry Fitzgerald, WR (AP)

**All-NFL**  
Patrick Peterson, PR (PFW/PFWA)

**All-Rookie**  
Patrick Peterson, CB/PR (PFW/PFWA)

**All-Pro (Sporting News)**  
Patrick Peterson, PR

**2012**

**All-Pro (Second Team)**  
Daryl Washington, LB (AP)

**2013**

**All-Pro (First Team)**  
Patrick Peterson, CB (AP)

**All-Pro (Second Team)**  
Karlos Dansby, LB (AP)

**All-NFL**  
Patrick Peterson, CB (PFWA)

Justin Bethel, ST (PFWA)

**All-NFC**  
Patrick Peterson, CB (PFWA)

Justin Bethel, ST (PFWA)

**All-Rookie**  
Tyrann Mathieu, CB (PFWA)

Daryl Washington, LB (AP)

**Executive of the Year**  
Steve Keim (Pro Football Talk)

**2014**

**All-Pro (Second Team)**  
Calais Campbell, DE (AP)

**All-NFC**  
Justin Bethel, ST (PFWA)

Calais Campbell, DE (PFWA)

**All-Rookie**  
Deonne Bucannon, S (PFWA)

**Executive of the Year**  
Steve Keim (Sporting News, Pro Football Talk)

**Coach of the Year**  
Bruce Arians (AP, PFWA, Sporting News)

**2015**

**All-Pro (First Team)**  
Tyrann Mathieu, S (AP)

Patrick Peterson, CB (AP)

**All-Pro (Second Team)**  
Mike Iupati, G (AP)

Carson Palmer, QB (AP)

**All-NFL**  
Justin Bethel, ST (PFWA)

Tyrann Mathieu, S (PFWA)

Patrick Peterson, CB (PFWA)

**All-NFC**  
Justin Bethel, ST (PFWA)

Tyrann Mathieu, S (PFWA)

Patrick Peterson, CB (PFWA)

**Comeback Player of the Year**  
Carson Palmer, QB (Sporting News)

**FedEx Air Player of the Year**  
Carson Palmer, QB

**2016**

**All-Pro (First Team)**  
David Johnson, Flex (AP)

**All-Pro (Second Team)**  
Calais Campbell, DT (AP)

**All-NFL**  
David Johnson, RB (PFWA)

**All-NFC**  
David Johnson, RB (PFWA)

Patrick Peterson, CB (PFWA)

**2017**  
**All-Pro (First Team)**  
Chandler Jones, LB (AP, Sporting News)

Budda Baker, ST (AP)

**All-NFL**  
Chandler Jones, OLB (PFWA)

Budda Baker, ST (PFWA)

**All-Rookie**  
Budda Baker, ST (PFWA)

**2018**  
**All-Rookie**  
Zeke Turner, ST (PFWA)

**2019**  
**Offensive Rookie of the Year**  
Kyler Murray, QB (Associated Press)

**All-Rookie**  
Kyler Murray, QB (PFWA)

**All-Pro (First Team)**  
Chandler Jones, Edge (AP)

**All-NFL**  
Chandler Jones (PFWA, Sporting News)

**2020**  
**All-Pro (First Team)**  
Budda Baker, S (Associated Press)

**All-Pro (Second Team)**  
DeAndre Hopkins, WR (Associated Press)

All-Rookie  
Isaiah Simmons, LB (PFWA)

**2021**  
**All-Pro (Second Team)**  
Budda Baker, S (Associated Press)





## DRAFT HISTORY

### CARDINALS FIRST-ROUND DRAFT CHOICES

Year	Player (overall pick)	Position	School	Year	Player (overall pick)	Position	School
2024	Marvin Harrison Jr. (4)	WR	Ohio State	1979	Ottis Anderson (8)	RB	Miami (Fla.)
	Darius Robinson (27)	DL	Missouri	1978	Steve Little (15)	P/K	Arkansas
2023	Paris Johnson, Jr. (6)	OL	Ohio State	1978	Ken Greene (19)	DB	Washington State
2022	Traded			1977	Steve Pisarkiewicz (19)	QB	Missouri
2021	Zaven Collins (16)	LB	Tulsa	1976	Mike Dawson (22)	DT	Arizona
2020	Isaiah Simmons (8)	LB	Clemson	1975	Tim Gray (21)	CB	Texas A&M
2019	Kyler Murray (1)	QB	Oklahoma	1974	J.V. Cain (7)	TE	Colorado
2018	Josh Rosen (10)	QB	UCLA	1973	Dave Butz (5)	DT	Purdue
2017	Haason Reddick (13)	LB	Temple	1972	Bobby Moore (4)	WR	Oregon
2016	Robert Nkemdiche (29)	DT	Mississippi	1971	Norm Thompson (17)	DB	Utah
2015	D.J. Humphries (24)	T	Florida	1970	Larry Stegert (8)	RB	Texas A&M
2014	Deone Bucannon (27)	S	Washington State	1969	Roger Wehrli (19)	DB	Missouri
2013	Jonathan Cooper (7)	G	North Carolina	1968	MacArthur Lane (13)	RB	Utah State
2012	Michael Floyd (13)	WR	Notre Dame	1967	Dave Williams (16)	WR	Washington
2011	Patrick Peterson (5)	CB	Louisiana State	1966	Carl McAdams (8)	LB	Oklahoma
2010	Dan Williams (26)	DT	Tennessee	1965	Joe Namath (12)	QB	Alabama
2009	Beanie Wells (31)	RB	Ohio State	1964	Ken Kortas (9)	T	Louisville
2008	Dominique Rodgers-Cromartie (16)	CB	Tennessee State	1963	Jerry Stovall (2)	HB	Louisiana State
2007	Levi Brown (5)	T	Penn State		Don Brumm (13)	E	Purdue
2006	Matt Leinart (10)	QB	Southern California	1962	Fate Echlos (6)	T	Northwestern
2005	Antrel Rolle (8)	CB	Miami (Fla.)		Irv Goode (12)	C	Kentucky
2004	Larry Fitzgerald (3)	WR	Pittsburgh	1961	Ken Rice (8)	T	Auburn
2003	Bryant Johnson (17)	WR	Penn State	1960	George Izo (2)	QB	Notre Dame
	Calvin Pace (18)	DE	Wake Forest	1959	Billy Stacy (3)	B	Mississippi State
2002	Wendell Bryant (12)	DT	Wisconsin	1958	King Hill (bonus choice)	QB	Rice
2001	Leonard Davis (2)	T	Texas		John David Crow (1)	B	Texas A&M
2000	Thomas Jones (7)	RB	Virginia	1957	Jerry Tubbs (9)	C	Oklahoma
1999	David Boston (8)	WR	Ohio State	1956	Joe Childress (6)	B	Auburn
	L.J. Shelton (21)	T	Eastern Michigan	1955	Max Boydston (1)	E	Oklahoma
1998	Andre Wadsworth (3)	DE	Florida State	1954	Lamar McHan (1)	QB	Arkansas
1997	Tom Knight (9)	CB	Iowa	1953	Johnny Olszewski	B	California
1996	Simeon Rice (3)	DE	Illinois	1952	Ollie Matson (2)	B	San Francisco
1995	Traded			1951	Jerry Groom (5)	C	Notre Dame
1994	Jamir Miller (10)	OLB	UCLA	1950	Choice to L.A. Rams		
1993	Garrison Hearst (3)	RB	Georgia	1949	Bill Fischer	G	Notre Dame
	Ernest Dye (18)	T	South Carolina	1948	Jim Spavital	B	Oklahoma State
1992	Traded			1947	DeWitt "Tex" Coulter (6)	T	Army
1991	Eric Swann (6)	DL	None	1946	Dub Jones (1)	B	Tulane
1990	None			1945	Charley Trippi (1)	B	Georgia
1989	Eric Hill (10)	LB	Louisiana State	1944	Pat Harder (2)	B	Wisconsin
	Joe Wolf (17)	OL	Boston College	1943	Glenn Dobbs (3)	B	Tulsa
1988	Ken Harvey (12)	OLB	California	1942	Steve Lach (4)	G	Duke
1987	Kelly Stouffer (6)	QB	Colorado State		Lloyd Cheatham (14)	B	Auburn
1986	Anthony Bell (5)	LB	Michigan State	1941	John Kimbrough (2)	B	Texas A&M
1985	Freddie Joe Nunn (18)	LB	Mississippi	1940	George Cafego (1)	B	Tennessee
1984	Clyde Duncan (17)	WR	Tennessee	1939	Ki Aldrich (1)	C	Texas Christian
1983	Leonard Smith (17)	CB	McNeese State	1938	Jack Robbins (5)	B	Arkansas
1982	Luis Sharpe (16)	T	UCLA		Milt Popovich (15)	B	Montana
1981	E.J. Junior (5)	LB	Alabama	1937	Ray "Buzz" Buivid (3)	B	Marquette
1980	Curtis Greer (6)	DE	Michigan	1936	Jim Lawrence (5)	B	Texas Christian

#### Round - Name, Position, School (Overall)

#### 2024

- 1a. Marvin Harrison Jr., WR, Ohio State (4)
- 1b. Darius Robinson, DL, Missouri (27)
2. Max Melton, CB, Rutgers (43)
- 3a. Trey Benson, RB, Florida State (66)
- 3b. Isaiah Adams, OL, Illinois (71)
- 3c. Tip Reiman, TE, Illinois (82)
- 3d. Elijah Jones, CB, Boston College (90)
4. Dadrion Taylor-Demerson, S, Texas Tech (104)
- 5a. Xavier Thomas, LB, Clemson (138)
- 5b. Christian Jones, OL, Texas (162)
6. Tejhaun Palmer, WR, Alabama-Birmingham (191)
7. Jaden Davis, CB, Miami (FL) (226)

#### 2023

1. Paris Johnson, Jr., OL, Ohio State (6)
2. BJ Ojulari, LB, LSU (41)
- 3a. Garrett Williams, CB, Syracuse (72)
- 3b. Michael Wilson, WR, Stanford (94)
4. Jon Gaines II, OL, UCLA (122)
- 5a. Clayton Tune, QB, Houston (139)
- 5b. Owen Pappoe, LB, Auburn (168)
- 6a. Kei'Trel Clark, CB, Louisville (180)
- 6b. Dante Stills, DL, West Virginia (213)

#### 2022

1. Traded to Ravens for WR Marquise Brown
2. Trey McBride, TE, Colorado State (55)
- 3a. Cameron Thomas, LB, San Diego State (87)
- 3b. Myjai Sanders, LB, Cincinnati (100)
- 6a. Keaontay Ingram, RB, USC (201)

- 6b. Lecitus Smith, OL, Virginia Tech (215)
- 7a. Christian Matthew, CB, Valdosta State (244)
- 7b. Jesse Luketa, LB, Penn State (256)
- 7c. Marquis Hayes, OL, Oklahoma (257)

#### 2021

1. Zaven Collins, LB, Tulsa (16)
2. Rondale Moore, WR, Purdue (49)
4. Marco Wilson, CB, Florida (136)
- 6a. Victor Dimukeje, LB, Duke (210)
- 6b. Tay Gowan, CB, Central Florida (223)
- 7a. James Wiggins, S, Cincinnati (243)
- 7b. Michal Menet, OL, Penn State (247)

#### 2020

1. Isaiah Simmons, LB, Clemson (8)
3. Josh Jones, OL, Houston (72)
- 4a. Leki Fotu, DL, Utah (114)
- 4b. Rashard Lawrence, DL, Louisiana State (131)
6. Evan Weaver, LB, California (202)
7. Eno Benjamin, RB, Arizona State (222)

#### 2019

1. Kyler Murray, QB, Oklahoma (1)
- 2a. Byron Murphy, CB, Washington (33)
- 2b. Andy Isabella, WR, Massachusetts (62)
3. Zach Allen, DL, Boston College (65)
4. Hakeem Butler, WR, Iowa State (103)
5. Deionte Thompson, S, Alabama (139)
- 6a. KeeSean Johnson, WR, Fresno State (174)
- 6b. Lamont Gaillard, OL, Georgia (179)

- 7a. Josh Miles, OL, Morgan State (248)
- 7b. Michael Dogbe, DL, Temple (249)
- 7c. Caleb Wilson, TE, UCLA (254)

#### 2018

1. Josh Rosen, QB, UCLA (10)
2. Christian Kirk, WR, Texas A&M (47)
3. Mason Cole, OL, Michigan (97)
4. Chase Edmunds, RB, Fordham (134)
6. Chris Campbell, CB, Penn State (182)
7. Korey Cunningham, OL, Cincinnati (254)

#### 2017

1. Haason Reddick, LB, Temple (13)
2. Budda Baker, S, Washington (36)
3. Chad Williams, WR, Grambling St. (98)
4. Dorian Johnson, G, Pittsburgh (115)
- 5a. Will Holden, T, Vanderbilt (157)
- 5b. T.J. Logan, RB, North Carolina (179)
6. Rudy Ford, CB, Auburn (208)

#### 2016

1. Robert Nkemdiche, DT, Mississippi (29)
3. Brandon Williams, CB, Texas A&M (92)
4. Evan Boehm, C, Missouri (128)
- 5a. Marqui Christian, S, Midwestern State (167)
- 5b. Cole Toner, G, Harvard (170)
6. Harlan Miller, CB, SE Louisiana (205)

#### 2015

1. D.J. Humphries, T, Florida (24)
2. Markus Golden, OLB, Missouri (58)



- David Johnson, RB, Northern Iowa (86)
- Rodney Gunter, DE, Delaware State (116)
- Shaq Riddick, OLB, West Virginia (158)
- J.J. Nelson, WR, Alabama-Birmingham (159)
- Gerald Christian, TE, Louisville (256)

### 2014

- Deone Bucannon, S, Washington State (27)
- Troy Niklas, TE, Notre Dame (52)
- Kareem Martin, DE, North Carolina (84)
- John Brown, WR, Pittsburg State (91)
- Logan Thomas, QB, Virginia Tech (120)
- Ed Stinson, DE, Alabama (160)
- Walt Powell, WR, Murray State (196)

### 2013

- Jonathan Cooper, G, North Carolina (7)
- Kevin Minter, LB, Louisiana State (45)
- Tyrann Mathieu, S, Louisiana State (69)
- Alex Okafor, LB, Texas (103)
- Earl Watford, G, James Madison (116)
- Stephan Taylor, RB, Stanford (140)
- Ryan Swope, WR, Texas A&M (174)
- Andre Ellington, RB, Clemson (187)
- D.C. Jefferson, TE, Rutgers (219)

### 2012

- Michael Floyd, WR, Notre Dame (13)
- Jamell Fleming, CB, Oklahoma (80)
- Bobby Massie, T, Mississippi (112)
- Senio Kelemete, G, Washington (151)
- Justin Bethel, S, Presbyterian (177)
- Ryan Lindley, QB, San Diego State (185)
- Nate Potter, T, Boise State (221)

### 2011

- Patrick Peterson, CB, Louisiana State (5)
- Ryan Williams, RB, Virginia Tech (38)
- Rob Housler, TE, Florida Atlantic (69)
- Sam Acho, LB, Texas (103)
- Anthony Sherman, FB, UConn (136)
- Quan Sturdivant, LB, North Carolina (171)
- David Carter, DE, UCLA (184)
- DeMarco Sampson, WR, San Diego State (249)

### 2010

- Dan Williams, DT, Tennessee (26)
- Daryl Washington, LB, Texas Christian (47)
- Andre Roberts, WR, The Citadel (88)
- O'Brien Schofield, OLB, Wisconsin (130)
- John Skelton, QB, Fordham (155)
- Jorrick Calvin, CB, Troy (201)
- Jim Dray, TE, Stanford (233)

### 2009

- Beanie Wells, RB, Ohio State (31)
- Cody Brown, OLB, UConn (63)
- Rashad Johnson, S, Alabama (95)
- Greg Toler, CB, Saint Paul's College (131)
- Herman Johnson, G, Louisiana State (167)
- Will Davis, OLB, Illinois (204)
- LaRod Stephens-Howling, RB, Pittsburgh (240)
- Trevor Canfield, G, Cincinnati (254)

### 2008

- Dominique Rodgers-Cromartie, CB, Tennessee State (16)
- Calais Campbell, DE, Miami (Fla.) (50)
- Early Doucet, WR, Louisiana State (81)
- Kenny Iwebema, DE, Iowa (116)
- Tim Hightower, RB, Richmond (149)
- Chris Harrington, LB, Texas A&M (185)
- Brandon Keith, T, Northern Iowa (225)

### 2007

- Levi Brown, T, Penn State (5)
- Alan Branch, DT, Michigan (33)
- Buster Davis, LB, Florida State (69)
- Steve Breaston, WR, Michigan (142)
- Ben Patrick, TE, Delaware (215)

### 2006

- Matt Leinart, QB, Southern California (10)
- Duce Lului, G, Southern California (41)
- Leonard Pope, TE, Georgia (72)
- Gabe Watson, DT, Michigan (107)
- Brandon Johnson, OLB, Louisville (142)

- Jonathan Lewis, DT, Virginia Tech (177)
- Todd Watkins, WR, Brigham Young (218)

### 2005

- Antrel Rolle, CB, Miami (Fla.) (8)
- J.J. Arrington, RB, California (44)
- Eric Green, CB, Virginia Tech (75)
- Darryl Blackstock, LB, Virginia (95)
- Elton Brown, G, Virginia (111)
- Lance Mitchell, LB, Oklahoma (168)
- LeRon McCoy, WR, Indiana (Pa.) (226)

### 2004

- Larry Fitzgerald, WR, Pittsburgh (3)
- Karlos Dansby, LB, Auburn (33)
- Darnell Dockett, DT, Florida State (64)
- Alex Stepanovich, C, Ohio State (100)
- Antonio Smith, DE, Oklahoma State (135)
- Nick Leckey, G, Kansas State (167)
- John Navarre, QB, Michigan (202)

### 2003

- Bryant Johnson, WR, Penn State (17)
- Calvin Pace, DE, Wake Forest (18)
- Anquan Boldin, WR, Florida State (54)
- Gerald Hayes, LB, Pittsburgh (70)
- Kenny King, DE, Alabama (141)
- Reggie Wells, T, Clarion (177)
- Tony Gilbert, LB, Georgia (210)
- Traded to Detroit for WR Larry Foster

### 2002

- Wendell Bryant, DT, Wisconsin (12)
- Levar Fisher, LB, North Carolina State (49)
- Josh McCown, QB, Sam Houston State (81)
- Dennis Johnson, DE, Kentucky (98)
- Nate Dwyer, DT, Kansas (113)
- Jason McAddley, WR, Alabama (149)
- Josh Scobey, RB, Kansas State (185)
- Mike Banks, TE, Iowa State (223)

### 2001

- Leonard Davis, T, Texas (2)
- Kyle Vanden Bosch, DE, Nebraska (34)
- Michael Stone, CB, Memphis (54)
- Adrian Wilson, S, North Carolina State (64)
- Bill Gramatica, K, South Florida (98)
- Marcus Bell, DT, Memphis (123)
- Mario Fatafeh, DT, Kansas State (133)
- Bobby Newcombe, WR, Nebraska (166)
- Renaldo Hill, CB, Michigan State (202)
- Tevita Ofahengaue, TE, Brigham Young (246)

### 2000

- Thomas Jones, RB, Virginia (7)
- Ray Thompson, OLB, Tennessee (41)
- Darwin Walker, DT, Tennessee (71)
- David Barrett, CB, Arkansas (102)
- Mao Tosi, DL, Idaho (136)
- Jay Tant, TE, Northwestern (164)
- Jabari Issa, DL, Washington (176)
- Sékou Sanyika, OLB, California (215)

### 1999

- David Boston, WR, Ohio State (8)
- L.J. Shelton, T, Eastern Michigan (21)
- Johnny Rutledge, LB, Florida (51)
- Thomas Burke, DE, Wisconsin (83)
- Joel Makovicka, FB, Nebraska (116)
- Paris Johnson, S, Miami (Ohio) (155)
- Yusuf Scott, G, Arizona (168)
- Coby Rhinehart, CB, S. Methodist (190)
- Melvin Bradley, LB, Arkansas (202)
- Dennis McKinley, FB, Mississippi St. (206)
- Chris Greisen, QB, N.W. Missouri St. (239)

### 1998

- Andre Wadsworth, DE, Florida State (3)
- Corey Chavous, DB, Vanderbilt (33)
- Anthony Clement, T, S.W. Louisiana (36)
- Michael Pittman, RB, Fresno State (95)
- Terry Hardy, TE, Southern Mississippi (125)
- Zack Walz, LB, Dartmouth (158)
- Phil Savoy, WR, Colorado (193)
- Jomo Cousins, DE, Florida A&M (209)
- Pat Tillman, LB/DB, Arizona State (226)
- Ron Janes, FB, Missouri (233)

### 1997

- Tom Knight, CB, Iowa (9)
- Jake Plummer, QB, Arizona State (42)
- Ty Howard, CB, Ohio State (84)
- Chris Dishman, OL, Nebraska (106)
- Chad Carpenter, WR, Washington State (139)
- Rod Brown, FB, North Carolina State (175)
- Tony McCombs, LB, Eastern Kentucky (188)
- Mark Smith, DE, Auburn (212)

### 1996

- Simeon Rice, DE, Illinois (3)
- Leeland McElroy, RB, Texas A&M (32)
- Johnny McWilliams, TE, Southern California (64)
- Aaron Graham, C, Nebraska (112)
- James Dexter, T, South Carolina (137)
- Harry Stamps, T, Oklahoma (161)
- Dell McGee, CB, Auburn (162)
- Mike Foley, DT, New Hampshire (169)
- Jarius Hayes, TE, North Alabama (212)

### 1995

- Traded to Jets for Rob Moore, WR
- Frank Sanders, WR, Auburn (47)
- Stoney Case, QB, New Mexico (80)
- Traded to Jets for Rob Moore, WR
- Cedric Davis, CB, Tennessee State (150)
- Lance Scott, C, Utah (165)
- Tito Paul, DB, Ohio State (167)
- Anthony Bridges, CB, North Texas State (205)
- Billy Williams, WR, Tennessee (212)
- Wesley Leasy, LB, Mississippi State (224)
- Chad Eaton, DT, Washington State (241)

### 1994

- Jamir Miller, OLB, UCLA (10)
- Chuck Levy, RB, Arizona (38)
- Rich Braham, G, West Virginia (76)
- Eric England, DE, Texas A&M (89)
- Perry Carter, CB, Southern Mississippi (107)
- John Reece, CB, Nebraska (113)
- Terry Irving, OLB, McNeese State (115)
- Anthony Redmon, G, Auburn (139)
- Terry Samuels, TE, Kentucky (172)
- Frank Harvey, FB, Georgia (204)

### 1993

- Garrison Hearst, RB, Georgia (3)
- Ernest Dye, T, South Carolina (18)
- Ben Coleman, T, Wake Forest (32)
- Ronald Moore, RB, Pittsburg State (Kan.) (87)
- Brett Wallerstedt, LB, Arizona State (143)
- Will White, S, Florida (172)
- Chadrick Brown, DE, Mississippi (199)
- Stevie Anderson, WR, Grambling State (215)

### 1992

- Traded to Miami Dolphins Sept. 3, 1991 for Randal Hill, WR.
- Tony Sacca, QB, Penn State (46)
- Ed Cunningham, C, Washington (61)
- Jeff Christy, OL, Pittsburgh (91)
- Michael Bankston, NG, Sam Houston St. (100)
- Traded to New Orleans Saints with G Derek Kennard for Robert Massey, CB.
- Brian Brauninger, T, Oklahoma (146)
- Derek Ware, TE, Central State (Okla.) (175)
- Eric Blount, WR, North Carolina (202)
- David Henson, NG, Arkansas Central (229)
- Tyrone Williams, WR, Western Ontario (239)
- Reggie Yarbrough, FB, Calif. St.-Fullerton (259)
- Rob Baxley, T, Iowa (286)
- Lance Wilson, NG, Texas (313)

### 1991

- Eric Swann, DL, None (6)
- Mike Jones, DT, North Carolina State (32)
- Aeneas Williams, CB, Southern (59)
- Dexter Davis, CB, Clemson (86)
- Vance Hammond, DT, Clemson (117)
- Ed Vega, T, Memphis State (144)
- Ivory Lee Brown, RB, Arkansas-Pine Bluff (171)
- Greg Amsler, RB, Tennessee (198)
- Jerry Evans, TE, Toledo (204)
- Scott Evans, DE, Oklahoma (209)



- 9. None
- 10. Herbie Anderson, CB, Texas A&I (255)
- 11. Nathan LaDuke, S, Arizona State (282)
- 12. Jeff Bridewell, QB, California-Davis (309)

## 1990

- 1. None. (Exercised in July, 1989 supplemental draft for Timm Rosenbach, QB)
- 2. Anthony Thompson, RB, Indiana (31)
- 3. Ricky Proehl, WR, Wake Forest (58)
- 4. Travis Davis, DL, Michigan State (85)
- 5. Larry Centers, RB, Stephen F. Austin (115)
- 6. Tyrone Shavers, WR, Lamar (142)
- 7. Johnny Johnson, RB, San Jose State (169)
- 8. Mickey Washington, CB, Texas A&M (199)
- 9. David Bavaro, LB, Syracuse (225)
- 10. David Elle, TE, South Dakota (252)
- 11. Dempsey Norman, WR, St. Francis (IL) (282)
- 12a. Donnie Riley, RB, Central Michigan (308)
- 12b. Ken McMichel, LB, Oklahoma (330)

## 1989

- 1a. Eric Hill, LB, Louisiana State (10)
- 1b. Joe Wolf, OL, Boston College (17)
- 2. Walter Reeves, TE, Auburn (40)
- 3. Mike Zandofsky, OL, Washington (67)
- 4. Jim Wahler, DL, UCLA (94)
- 5a. Richard Tardits, OB, Georgia (123)
- 5b. David Edeen, DE, Wyoming (128)
- 6. Jay Taylor, CB, San Jose State (150)
- 7. Rickey Royal, CB, Sam Houston State (177)
- 8. John Burch, RB, Tennessee-Martin (207)
- 9. Kendall Trainor, K, Arkansas (234)
- 10. Chris Becker, P, Texas Christian (261)
- 11. Jeff Hunter, DE, Albany State (Ga.) (291)
- 12. Todd Nelson, OL, Wisconsin (318)

## 1988

- 1. Ken Harvey, OLB, California (12)
- 2. Tony Jeffery, RB, Texas Christian (38)
- 3. Tom Tupa, QB/P, Ohio State (68)
- 4. Michael Brim, CB, Virginia Union (95)
- 5a. Chris Gaines, ILB, Vanderbilt (120)
- 5b. Tony Jordan, RB, Kansas State (132)
- 6. Jon Phillips, G, Oklahoma (148)
- 7. Ernie Jones, WR, Indiana (179)
- 8. Tim Moore, OLB, Michigan State (206)
- 9. Scott Dill, G, Memphis State (233)
- 10. Andy Schillinger, WR, Miami (Ohio) (260)
- 11. Keith McCoy, DB, Fresno State (291)
- 12. Chris Carrier, S, Louisiana State (318)

## 1987

- 1. Kelly Stouffer, QB, Colorado State (6)
- 2. Tim McDonald, DB, Southern California (34)
- 3a. Robert Awalt, TE, San Diego State (62)
- 3b. Colin Scotts, DE, Hawaii (70)
- 4. Rod Saddler, DT, Texas A&M (90)
- 5a. George Swann, RB, Miami (Ohio) (118)
- 5b. John Bruno, P, Penn State (126)
- 5c. Ilija Jarostchuk, LB, New Hampshire (127)
- 6. Mark Garalczyk, DT, Western Michigan (146)
- 7a. Tim Peoples, DB, Washington (174)
- 7b. William Harris, TE, Bishop (Texas) (195)
- 8. Steve Alvord, DT, Washington (201)
- 9. Wayne Davis, LB, Alabama (229)
- 10. Charles Wright, DB, Tulsa (257)
- 11. Todd Peat, G, Northern Illinois (285)

## 1986

- 1. Anthony Bell, LB, Michigan State (5)
- 2. John Lee, K, UCLA (32)
- 3. Gene Chilton, C, Texas (59)
- 4. Carl Carter, CB, Texas Tech (89)
- 5. Jeff Tupper, DE, Oklahoma (116)
- 7. Eric Swanson, WR, Tennessee (170)
- 8. Ray Brown, OL, Arkansas State (201)
- 9. Kent Kafentzis, S, Hawaii (227)
- 10a. Vai Sikahema, FB, Brigham Young (254)
- 10b. Wes Smith, WR, East Texas State (255)
- 11. Wayne Dillard, LB, Alcorn State (281)
- 12. Kent Austin, QB, Mississippi (312)

## 1985

- 1. Freddie Joe Nunn, LB, Mississippi (8)
- 2. Scott Bergold, T, Wisconsin (51)
- 3. Lance Smith, G, Louisiana State (72)

- 4. Ron Wolfley, RB, West Virginia (104)
- 5a. K.D. Dunn, TE, Clemson (116)
- 5b. Louis Wong, T, Brigham Young (131)
- 6. Jay Novacek, WR, Wyoming (158)
- 8. Rob Monaco, T, Vanderbilt (212)
- 9. Scott Williams, TE, Georgia (244)
- 10. Dennis Williams, RB, Furman (271)
- 11. Ricky Anderson, K, Vanderbilt (298)
- 12. Lonnie Young, DB, Michigan State (325)

## 1984

- 1. Clyde Duncan, WR, Tennessee (17)
- 2. Doug Dawson, G, Texas (45)
- 3. Rick McIvor, QB, Texas (80)
- 4. Martin Bayless, S, Bowling Green (101)
- 5a. Jeff Leiding, LB, Texas (129)
- 5b. John Goode, TE, Youngstown State (136)
- 6. Rod Clark, LB, Southwest Texas State (157)
- 7. Quentin Walker, RB, Virginia (185)
- 8a. Falaniko Noga, LB, Hawaii (201)
- 8b. Bob Paulling, K, Clemson (213)
- 9. John Walker, RB, Texas (241)
- 10. Mark Smythe, DT, Indiana (269)
- 11. Kyle Mackey, QB, East Texas State (296)
- 12. Paul Parker G, Oklahoma (325)

## 1983

- 1. Leonard Smith, CB, McNeese State (17)
- 2. Cedric Mack, CB, Baylor (44)
- 3. Ramsey Dardar, DT, Louisiana State (71)
- 4a. Mark Duda, DT, Maryland (96)
- 4b. Lionel Washington, DB, Tulane (103)
- 5. Steve Bird, WR, Eastern Kentucky (130)
- 6. George Schmitt, CB, Delaware (157)
- 7. Carlos Scott, C, Texas (184)
- 8. Bob Harris, S, Auburn (211)
- 9. Otis Brown, RB, Jackson State (242)
- 10. Tim Lucas, LB, California (269)
- 11. Aaron Williams, RB, Washington (296)
- 12. James Lane, LB, Alabama State (323)

## 1982

- 1. Luis Sharpe, T, UCLA (16)
- 2. David Galloway, DE, Florida (38)
- 3a. Benny Perrin, DB, Alabama (65)
- 3b. Rusty Guilbeau, DE, McNeese State (73)
- 4. Tootie Robbins, T, East Carolina (90)
- 5a. Vance Bedford, DB, Texas (119)
- 5b. Earl Ferrell, RB, E. Tennessee State (125)
- 6. Craig Shaffer, LB, Indiana State (150)
- 7. Bob Sebro, T, Colorado (178)
- 8. Chris Lindstrom, DT, Boston University (205)
- 9. Darnell Dailey, LB, Maryland (232)
- 10. Eddie McGill, TE, Western Carolina (259)
- 11. James Williams, DE, North Carolina A&T (290)
- 12. Bob Atha, K, Ohio State (317)

## 1981

- 1. E.J. Junior, LB, Alabama (5)
- 2. Neil Lomax, QB, Portland State (33)
- 3. Jeff Griffin, DB, Utah (61)
- 4. Steve Rhodes, WR, Oklahoma (88)
- 5. John Gillen, LB, Illinois (116)
- 6. Dave Ahrens, LB, Wisconsin (143)
- 7. Kevin Donnalley, DB, North Dakota State (171)
- 8. Mike Fisher, WR, Baylor (198)
- 9. Stump Mitchell, RB, Citadel (226)
- 10a. James Mallard, WR, Alabama (253)
- 10b. Jim Joiner, WR, Miami (263)
- 11. Mike Sherrod, TE, Illinois (281)
- 12. Joe Adams, G, Nebraska (309)

## 1980

- 1. Curtis Greer, DE, Michigan (6)
- 2. Doug Marsh, TE, Michigan (33)
- 3a. John Sinnott, RT, Brown (60)
- 3b. Charles Baker, LB, New Mexico (81)
- 4. Rusty Lisch, QB, Notre Dame (89)
- 5. (Traded to Kansas City)
- 6. Bill Acker, DT, Texas (142)
- 7. Ben Apuna, LB, Arizona State (171)
- 8a. Dupree Branch, DB, Colorado State (198)
- 8b. Grant Hudson, DT, Virginia (211)
- 9. Stafford Mays, DE, Washington (225)
- 10. Rush Brown, DT, Ball State (255)
- 11. Delrick Brown, DB, Houston (282)
- 12. Tyrone Gray, WR, Washington State (309)

## 1979

- 1. Ottis Anderson, RB, Miami (8)
- 2a. Theotis Brown, RB, UCLA (35)
- 2b. Calvin Favron, LB, Southeast Louisiana (46)
- 3. Joe Bostic, T, Clemson (64)
- 4. Roy Green, WR, Henderson State (89)
- 5a. Steve Henry, DB, Emporia State (118)
- 5b. Mark Bell, WR, Colorado State (130)
- 6. Thomas Lott, RB, Oklahoma (144)
- 7. Kirk Gibson, WR, Michigan State (173)
- 8. Larry Miller, LB, Brigham Young (199)
- 9. Bob Rozier, DE, California (228)
- 10. Jerry Holloway, TE, Western Illinois (255)
- 11. Nate Henderson, T, Florida State (283)
- 12. Rick McBride, LB, Georgia (309)

## 1978

- 1a. Steve Little, P/K, Arkansas (15)
- 1b. Ken Greene, DB, Washington State (19)
- 2. John Barefield, LB, Texas A&I (42)
- 3. Doug Greene, DB, Texas A&I (69)
- 4a. George Collins, G, Georgia (96)
- 4b. Jim Childs, WR, Calif. Poly-San Luis Obispo (97)
- 5. Earl Carr, RB, Florida (124)
- 6. Jack Williams, DE, Bowling Green (151)
- 7. Dave Stief, WR, Portland State (181)
- 9. Joe Mosley, TE, Central State (Ohio) (235)
- 10. Randy Gill, LB, San Jose State (265)
- 12. Anthony Clay, LB, South Carolina State (319)

## 1977

- 1a. Traded to Atlanta
- 1b. Steve Pisarkiewicz, QB, Missouri (19)
- 2. George Franklin, RB, Texas A&I (47)
- 3a. Kurt Allerman, LB, Penn State (78)
- 3b. Terdell Middleton, RB, Memphis State (80)
- 4. Traded to Cincinnati
- 5a. Ernest Lee, DT, Texas (131)
- 5b. Andy Spiva, LB, Tennessee (135)
- 6. Traded to Philadelphia
- 7. Traded to Cleveland
- 8. Eric Williams, LB, Southern California (216)
- 9. Johnny Jackson, DT, Southern (243)
- 10. Jim Lelay, WR, San Jose State (270)
- 11. Greg Lee, DB, Western Illinois (301)
- 12. Rick Fenlaw, LB, Texas (328)

## 1976

- 1. Mike Dawson, DT, Arizona (22)
- 2. Traded To Buffalo
- 3. Brad Oates, T, Brigham Young (83)
- 4. Pat Tilley, WR, Louisiana Tech (114)
- 5. Wayne Morris, RB, Southern Methodist(141)
- 6. Traded to San Francisco
- 7. Phil Rogers, RB, Virginia Tech (203)
- 8. Randall Burks, WR, S.E. Oklahoma State (233)
- 9. Traded to Denver
- 10. Randy Walker, RB, Bethune-Cookman (285)
- 11. Marty Atkins, S, Texas (315)
- 12. Traded to Miami
- 13. Greg Brewton, T, Michigan State (369)
- 14. Raymond Crosier, DE, Abilene Christian (399)
- 15. Lee Nelson, S, Florida State (420)
- 16. Cecil Beaird, WR, Fisk (453)
- 17. Dan Myers, S, Georgia Tech (483)

## 1975

- 1. Tim Gray, CB, Texas A&M (21)
- 2. Jim Germany, RB, New Mexico State (46)
- 3. Traded to San Francisco
- 4. Traded to New Orleans
- 5. Harvey Goodman, T, Colorado (124)
- 6. Larry Jameson, DT, Indiana (152)
- 7. Steve Beaird, RB, Baylor (177)
- 8a. John Adams, DT, West Virginia (188)
- 8b. Louis Lauriano, CB, Long Beach State (202)
- 9. Traded to San Francisco
- 10. Mike McGraw, LB, Wyoming (255)
- 11. Jerry Latin, RB, Northern Illinois (280)
- 12. Ben Jones, WR, Louisiana State (308)
- 13. Steve Lindgren, DT, Hamline (Minn) (333)
- 14. Ritch Bahe, WR, Nebraska (358)
- 15. Ron Franklin, DT, Boise State (386)
- 16. Mark Miller, WR, Missouri (411)
- 17. Ken Monroe, RB, Indiana State (436)



**1974**

- J.V. Cain, TE, Colorado (7)
- Greg Kindler, T, Tennessee State (33)
- Steve George, T, Houston (60)
- Durwood Keeton, DB, Oklahoma (85)
- Ike Harris, WR, Iowa State (91)
- Steve Neils, LB, Minnesota (111)
- Traded to N.Y. Jets
- Traded to Cleveland
- Sergio Albert, K, U.S. International (189)
- Reggie Harrison, RB, Cincinnati (215)
- Greg Hartle, LB, Newberry (S.C.) (251)
- Traded to N.Y. Jets
- Roger Wallace, WR, Bowling Green (293)
- Jimmy Poulis, RB, Georgia (319)
- Charles Smith, RB, Yankton (SD) (345)
- Vincent Ancell, DB, Arkansas State (371)
- Alonzo Emery, RB, Arizona State (397)
- John Moseley, DB, Missouri (423)

**1973**

- Dave Butz, DT, Purdue (5)
- Gary Keithley, QB, Texas-El Paso (45)
- Fred Sturt, G, Bowling Green (59)
- Terry Metcalf, RB, Long Beach State (63)
- Traded to San Diego
- Tom Brahaney, C, Oklahoma (109)
- Dwayne Crump, DB, Fresno State (137)
- Phil Andre, DB, Washington (148)
- Ken Jones, T, Oklahoma (164)
- Ken Garrett, RB, Wake Forest (188)
- Ken King, LB, Kentucky (213)
- Bonnie Sloan, DT, Austin-Peay (242)
- Don Sanspre, DE, Auburn (267)
- Dean Unruh, T, Oklahoma (292)
- Ed Robinson, DB, Lamar (317)
- Dan Peiffer, G, Southeast Missouri State (346)
- Mel Parker, LB, Duke (371)
- Jim Hann, LB, Montana (396)
- Eric Crone, QB, Harvard (421)

**1972**

- Bobby Moore, WR, Oregon (4)
- Mark Arneson, LB, Arizona (32)
- Tom Beckman, DE, Michigan (57)
- Jeff Lynam, LB, Brigham Young (82)
- Martin Imhof, DT, San Diego State (84)
- Conrad Dabler, G, Wyoming (110)
- Don Heater, RB, Montana Tech (135)
- Council Rudolph, DE, Kentucky State (160)
- Bob Wicks, WR, Utah State (188)
- Gene Macken, C, South Dakota (213)
- Eric Washington, DB, Texas-El Paso (238)
- Mike Franks, QB, E. New Mexico (250)
- Ron Jones, LB, Arkansas (265)
- Tommy Gay, DT, Arkansas AM&N (291)
- Tom Campana, DB, Ohio State (316)
- Pat McTeer, K, New Mexico State (344)
- Mark Herman, TE, Yankton (S.D.) (369)
- Henry Alford, DE, Pittsburgh (394)
- Kent Carter, LB, Southern California (422)

**1971**

- Norm Thompson, DB, Utah (17)
- Dan Dierdorf, T, Michigan (43)
- Jim Livesay, WR, Richmond (61)
- Larry Willingham, DB, Auburn (95)
- Rocky Wallace, LB, Missouri (121)
- Mel Gray, WR, Missouri (147)
- Jim Cooch, DB, Colorado (173)
- Ron Yankowski, DE, Kansas State (199)
- Mike Savoy, WR, Black Hills (S.D.) (225)
- Ron Miller, T, McNeese State (251)
- Rick Ogle, LB, Colorado (277)
- Tim Von Dulin, QB, Portland State (303)
- Jeff Allen, DB, Iowa State (329)
- Doug Klausen, T, Arizona (355)
- Ted Heiskell, RB, Houston (381)
- Lawrence Brame, LB, Western Kentucky (407)
- Preston Watkins, WR, Bluefield State (W.V.) (433)

**1970**

- Larry Stegent, RB, Texas A&M (8)
- Jim Corrigan, LB, Kent State (33)
- Chuck Hutchison, G, Ohio State (38)
- Charlie Pittman, RB, Penn State (58)

- Eric Harris, DB, Colorado (69)
- Greg Lens, DT, Trinity (Texas) (86)
- Don Parish, LB, Stanford (91)
- Tom Lloyd, T, Bowling Green (111)
- Barry Pierson, DB, Michigan (127)
- James Manuel, T, Toledo (136)
- Jim McFarland, TE, Nebraska (164)
- Tom Banks, C, Auburn (189)
- Mike Holmgren, QB, Southern California (201)
- Paul White, RB, Texas-El Paso (214)
- Tony Plummer, DB, Pacific (242)
- Mike Siwek, DT, Western Michigan (267)
- Charles Collins, WR, Kansas State (292)
- Jack Thomas, G, Mississippi State (320)
- Ray Groth, WR, Utah (345)
- Ron Wilson, WR, Illinois (370)
- Gary Fowler, RB, California (398)
- Cliff Powell, LB, Arkansas (423)

**1969**

- Roger Wehrli, DB, Missouri (19)
- Rolf Kruger, DT, Texas A&M (35)
- Chip Healy, LB, Vanderbilt (71)
- Terry Brown, DB, Oklahoma State (73)
- Bill Rhodes, G, Florida State (97)
- Walter Shockley, RB, San Jose State (108)
- Gene Huey, FL, Wyoming (123)
- Amos Van Pelt, RB, Ball State (149)
- Traded to Pittsburgh
- Wayne Mulligan, C, Clemson (201)
- Cal Snowden, DE, Indiana (227)
- Gerald Warren, K, North Carolina State (252)
- Gary Kerl, LB, Utah (279)
- Howard Taylor, RB, New Mexico State (305)
- Richard Heinz, DT, Santa Barbara (331)
- Ed Roseborough, QB, Arizona State (357)
- Fritz Latham, T, Tuskegee (Ala.) (383)
- Junior Riggins, RB, Kansas (409)
- George Hummer, C, Arizona State (435)

**1968**

- MacArthur Lane, RB, Utah State (13)
- Fred Hyatt, FL, Auburn (40)
- Robert Atkins, DB, Grambling (42)
- Traded to Green Bay
- Don Fitzgerald, RB, Kent State (87)
- Joe Schmieging, LB, New Mexico State (96)
- Rocky Rosema, LB, Michigan (123)
- Frank Lane, LB, Stephen F. Austin (151)
- Frank Henry, FL, Wake Forest (177)
- Jerry Daanen, FL, Miami (Fla.) (205)
- Billy Sinkule, DE, Central Michigan (231)
- Tom Busch, FL/K, Iowa State (259)
- Larry Slagle, G, UCLA (285)
- Vern Emerson, T, Minnesota-Duluth (313)
- Mack Sauls, DB, Southwest Texas (339)
- Vic Bender, C, N.W. Louisiana State (367)
- Dave Lovich, DE, Northwest Louisiana (393)
- Dan Lankas, LB, Kansas State (421)
- Robert Lee, FL, Minnesota (447)

**1967**

- Dave Williams, E, Washington (16)
- Bob Rowe, DE, Western Michigan (43)
- Vidal Carlin, QB, North Texas State (69)
- Mike Barnes, DB, Arlington State (97)
- Andy Bowling, LB, Virginia Tech (105)
- Jamie Rivers, TE, Bowling Green (123)
- Mike Campbell, HB, Lenoir-Rhyne (150)
- Joe Randall, K, Brown (175)
- Mike Gold, T, Utah State (193)
- Ted Wheeler, TE, West Texas State (227)
- Lavern Barrs, DB, Furman (254)
- Ed Marcontell, G, Lamar Tech (279)
- Steve Dundas, FL, Pomona (305)
- Bob Duncum, T, West Texas State (331)
- Bo Hickey, FB, Maryland (357)
- Phil Wosilius, LB, Syracuse (383)
- Phil Spiller, DB, Los Angeles State (410)
- Terry Bacigalupo, DE, Oklahoma State (435)

**1966**

- Carl McAdams, LB, Oklahoma (8)
- Harold Lucas, T, Michigan State (23)
- Dave Long, DE, Iowa (43)
- Gary Snook, QB, Iowa (58)

- Jack Clancy, FL, Michigan (73)
- Tim Van Galder, QB, Iowa State (88)
- Charles Artwright, T, Georgia (102)
- Dan Goich, E, California (121)
- Charles Bryant, FL, Allen (S.C.) (135)
- Mike Ringer, HB, Oklahoma (149)
- Bobby Williams, HB, Central State (Okla.) (163)
- Rickey Johnson, T, Clemson (177)
- James Brown, G, Nebraska (196)
- \*14. LaVerle Pratt, LB, Idaho (210)
- Darryl Alleman, E, Wyoming (224)
- Dick Kasperek, C, Iowa State (238)
- \*17. Benny Russell, QB, Louisville (252)
- Willie Jones, DE, Kansas State (271)
- Tony Golmont, HB, North Carolina State (285)
- Tom Gallagher, DE, Indiana (299)

**1965**

- Joe Namath, QB, Alabama (12)
- Dave Simmons, LB, Georgia Tech (26)
- \*3. Ray Ogden, E, Alabama (40)
- Johnny Roland, RB, Missouri (54)
- Bob Bonds, HB, San Jose State (68)
- \*6. Glenn Hines, T, Arkansas (82)
- Frank Roy, E, Utah (96)
- John Meyer, LB, Notre Dame (110)
- \*9. Jimmy Heidel, HB, Mississippi (124)
- \*10. Chuck Drulis, Jr., E, Duke (138)
- Bud French, HB, Alabama (152)
- Glen Sasser, E, North Carolina State (166)
- Steve Murphy, HB, Northwestern (180)
- Mike Alford, C, Auburn (194)
- Harlan Lane, HB, Baylor (208)
- Carl Silvestri, HB, Wisconsin (222)
- Mike Melinkovich, T, Grays Harbor J.C. (Wash.) (236)
- Ed McQuarters, G, Oklahoma (250)
- \*19. Roy Shivers, HB, Utah State (264)
- Anthony Giacobazzi, E, Iowa (278)

**1964**

- Ken Kortas, T, Louisville (9)
- Herschel Turner, G, Kentucky (24)
- \*3. Remi Prudhomme, T, Louisiana State (37)
- Traded to N.Y. Giants
- \*5. Charles Brooks, E, Michigan State (65)
- Richard Bowman, E, Syracuse (80)
- \*7. Jerry Lamb, E, Arkansas (93)
- Robert Johnson, E, Wisconsin (104)
- George Bednar, G, Notre Dame (108)
- Willie Ross, HB, Nebraska (121)
- \*10. Anthony Lawrence, T, Bowling Green (136)
- Richard Hard, T, Wenatchee Valley J.C. (Wash.) (149)
- Rick Sortun, G, Washington (164)
- Jake Adams, E, Virginia Tech (177)
- Leonard Slaby, C, Syracuse (192)
- Clifford Stallings, HB, New Mexico (205)
- Jack Anderson, RB, Ripon (Wisc.) (220)
- \*17. John Evans, T, Memphis (233)
- Dave Hoover, HB, Iowa State (248)
- \*19. Bob Young, T, Howard Payne (261)
- Ralph Kubinski, G, Missouri (276)

**1963**

- Jerry Stovall, HB, Louisiana State (2)
- Don Brumm, E, Purdue (13)
- Bob Reynolds, T, Bowling Green (17)
- Dan Brabham, DE, Arkansas (30)
- \*3b. Mike Fracchia, HB, Alabama (33)
- Don Estes, T, Louisiana State (45)
- Bill Thornton, HB, Nebraska (58)
- Bob Paremora, HB, Florida A&M (73)
- Jim Moss, T, South Carolina (86)
- Jim Cook, G, Oklahoma (101)
- \*9. Willis Crenshaw, HB, Kansas State (114)
- Jackie Smith, E, Northwest Louisiana (129)
- Jim Burson, HB, Auburn (142)
- \*12. Chuck Walker, G, Duke (157)
- Alex Zyskowski, HB, Wichita State (170)
- Paul Lea, HB, Oklahoma (185)
- Ed Scrutchins, E, Toledo (198)
- John Slafkosky, T, Notre Dame (213)
- Dave Meggyesy, LB, Syracuse (226)
- Larry Stallings, LB, Georgia Tech (241)
- Darnell Haney, T, Utah State (254)
- \*20. Bill Clay, E, Arkansas (269)



## 1962

- 1a. Fate Echols, T, Northwestern (6)
- 1b. Irv Goode, C, Kentucky (12)
2. Robert Jackson, FB, New Mexico State (19)
3. Charley Bryant, E, Ohio State (34)
- \*4. Roger Kochman, HB, Penn State (47)
5. Bill Rice, E, Alabama (69)
6. John Elwell, E, Purdue (75)
7. Bill Kirchiro, G, Maryland (90)
- \*8. George Cross, T, Auburn (103)
9. Wilburn Hollis, QB, Iowa (118)
10. George Francovitch, G, Syracuse (131)
11. James Saxton, HB, Texas (146)
12. Bob O'Billovich, HB, Montana State (159)
13. Bill Diamond, G, Miami (Fla.) (174)
14. George Mans, E, Michigan (187)
15. Dick Barlund, E, Maryland (202)
16. Bill Wegener, G, Missouri (215)
17. Don Kasso, HB, Oregon State (230)
18. Don Donatelli, C, Florida State (243)
19. Don Smith, HB, Langston (Okla.) (258)
20. Judge Dickson, HB, Minnesota (271)

## 1961

1. Ken Rice, T, Auburn (8)
2. Fred Arbanas, E, Michigan State (22)
- \*3. Billy Wilson, T, Auburn (31)
4. Ron McDole, T, Nebraska (50)
5. Glenn Bass, WR, East Carolina (64)
- \*6. Dale Evans, HB, Kansas State (78)
- \*6b. Dick Thornton, QB, Northwestern (83)
- \*7a. George Hultz, T, Southern Mississippi (92)
- 7b. Al Bemiller, C, Syracuse (94)
8. Marshall Starks, HB, Illinois (106)
- \*9. Charles Graning, HB, Georgia Tech (120)
- \*10. Jim King, T, Clemson (134)
11. Bill Kinnune, G, Washington (148)
12. Mike Stock, HB, Northwestern (162)
13. Ernie McMillan, T, Eastern Illinois (176)
14. Bob Elliot, FB, North Carolina (190)
15. Mel West, HB, Missouri (204)
16. Jake Bradley, T, Florida A&M (218)
17. Pat Fischer, HB, Nebraska (232)
18. Art Browning, G, Duke (246)
19. Dick Schnell, T, Wyoming (260)
20. Leo Reed, E, Colorado State (274)

## 1960

1. George Izo, QB, Notre Dame (2)
- 2a. Harold Olson, T, Clemson (13)
- 2b. Mike McGee, G, Duke (14)
- 3a. Hugh McInnis, E, Southern Mississippi (26)
- 3b. Charles Ellzey, C, Southern Mississippi (29)
- 4a. Willie West, HB, Oregon (37)
- 4b. Silas Woods, E, Marquette (38)
- 5a. Bill Burrell, LB, Illinois (50)
- 5b. George Phelps, HB, Cornell (54)
- 5c. Ed Mazurek, T, Xavier (Ohio) (60)
6. Jack Lee, QB, Cincinnati (61)
7. Larry Wilson, HB, Utah (74)
8. Wayne Crow, HB, California (85)
9. Dewitt Hoopes, T, Northwestern (98)
- \*10a. Charley Johnson, QB, New Mexico State (109)
- 10b. Paul Oglesby, T, UCLA (113)
11. Robert Towns, HB, Georgia (122)
12. Tom Chapman, E, Detroit (133)
13. Vic Jones, HB, Indiana (146)
- \*14. Bob DeMarco, T, Dayton (157)
15. Frank Mestnik, HB, Marquette (170)
16. Jim Hunt, T, Prairie View (181)
17. Joe Davis, T, The Citadel (194)
18. Bob Haas, HB, Missouri (205)
19. Herman Alexander, T, Findlay (Ohio) (218)
20. Thomas Day, G, North Carolina A&T (229)

## 1959

1. Billy Stacy, B, Mississippi State (3)
2. Jerry Wilson, E, Auburn (14)
3. Jimmy Butler, B, Vanderbilt (27)
4. Ken Beck, T, Texas A&M (38)
- 5a. Maury Schleicher, E, Penn State (50)
- 5b. Ted Bates, T, Oregon State (from Wash.) (52)
- 6a. Tom Redmond, T, Vanderbilt (63)
- 6b. Mac Lewis, T, Iowa (from Detroit) (64)
7. Choice to San Francisco
8. Choice to Cleveland

9. Gary Ferguson, T, Southern Methodist (98)
10. Emil DeCantis, B, North Carolina (111)
11. Floyd Faucette, B, Georgia Tech (122)
12. Ted Edmondson, E, Hardin-Simmons (135)
13. Pat Lamberti, E, Richmond (146)
14. Bob Bobo, T, Texas-El Paso (159)
15. John Schroeder, E, North Carolina (170)
16. John Dingens, T, Detroit (183)
17. Pete Hart, B, Hardin-Simmons (194)
18. Darrell DeDecker, T, Illinois (207)
19. Billy Dunn, B, Southern Methodist (218)
20. Jerry Lee Murphy, T, Ohio State (231)
21. Dale Memmelaar, G, Wyoming (242)
22. Glenn Shamblyn, B, West Virginia (255)
23. Freddie Glick, B, Colorado State (266)
24. Jim Reed, G, East Texas State (279)
25. Jim Jeffrey, T, Auburn (290)
26. Joe Chuha, C, Southern California (303)
27. Bob Corrigan, G, Indiana (314)
28. Don Fleming, B, Florida (327)
29. Jim O'Connor, C, Marshall (338)
30. Rabe Walton, B, North Carolina (351)

## 1958

- 1a. King Hill, QB, Rice (1) (bonus choice)
- 1b. John David Crow, B, Texas A&M (2)
- 2a. Jim McCusker, T, Pittsburgh (14)
- 2b. Bobby Jack Oliver, T, Baylor (from Detroit) (21)
3. Larry Cowart, C, Baylor (26)
4. Choice to L.A. Rams
5. Choice to Baltimore
6. Bobby Gordon, B, Tennessee (63)
7. Jon Jelacic, E, Minnesota (74)
8. Choice to San Francisco
9. John Keelan, T, Kansas State (98)
10. Gil Robertshaw, T, Brown (111)
11. Dean Philpott, B, Fresno State (122)
12. Bill Hinton, G, Louisiana Tech (135)
13. Charlie Jackson, B, Southern Methodist (146)
14. Bob Schmidt, T, Minnesota (159)
15. Ray Dunlap, B, Marshall (170)
16. Wade Patterson, E, Idaho (183)
17. Mac Starnes, C, Abilene Christian (194)
18. Mario Cheppo, E, Louisville (207)
19. Sonny Randle, B, Virginia (218)
20. Jim Matheny, C, UCLA (231)
21. Ray Toole, B, North Texas State (242)
22. Tony Aloisio, E, Indiana (255)
23. John Harbour, T, S.E. Missouri State (266)
24. Eric Soesbe, T, Vanderbilt (279)
25. J.C. Riekenberg, B, Northwestern St. (La.) (290)
26. Ray Masters, B, Southern Methodist (303)
27. Will Lewis, B, Tennessee-Chattanooga (314)
28. Gale McGinty, B, West Texas State (327)
29. Ken Irby, T, Mississippi State (338)

## 1957

1. Jerry Tubbs, C, Oklahoma (10)
2. Tom Maentz, E, Michigan (22)
3. Bill Hudson, T, Clemson (34)
4. Choice to San Francisco
5. Wayne Bock, T, Illinois (58)
6. Choice to Green Bay
7. Choice to Cleveland through N.Y. Giants
8. Choice to L.A. Rams
9. Don McCumby, T, Washington (106)
10. Don Carothers, E, Bradley (118)
11. Bob Kraus, G, Kansas (130)
12. Bob Derrick, B, Oklahoma (142)
13. Ed Ritt, T, Montana State (154)
14. Bob Fee, B, Indiana (166)
15. Bill Livingston, C, Southern Methodist (178)
16. Terry Hurley, E, Montana (190)
17. Buddy Terry, T, Houston (202)
18. Hal Smith, B, UCLA (214)
19. Paul Barrington, G, Minnesota (226)
20. Tom Homer, T, Kansas (238)
21. Joe Kopniksy, E, West Virginia (250)
22. Don Sizemore, B, Hardin-Simmons (262)
23. Milt Konicek, T, Duke (274)
24. Ron Klim, C, West Virginia (286)
25. Ray Volz, B, Denison (298)
26. Ted Rohde, B, Kansas (310)
27. Bob Butorovich, T, Montana State (322)
28. Hugh Husser, E, Southwestern Louisiana (334)
29. Lee Corso, B, Florida State (346)
30. Frank Gibson, T, Kansas (357)

## 1956

1. Joe Childress, B, Auburn (7)
2. Norm Masters, T, Michigan State (18)
3. John Roach, QB, Southern Methodist (31)
4. Sam Salerno, T, Colorado (42)
5. Choice to L.A. Rams
- 6a. Charlie Dupre, B, Baylor (66)
- 6b. John Dittrich, G, Wisconsin (70)
7. Bob Konovsky, T, Wisconsin (77)
8. Dave Lunceford, T, Baylor (90)
9. Bob Lovely, T, Tampa (101)
10. Willis Towne, E, Wichita State (114)
11. Fob James, B, Auburn (125)
12. Jerry Walker, T, Texas Tech (138)
13. Bo Bolinger, G, Oklahoma (149)
14. Carnell Neuman, B, Illinois (162)
- 15a. Charley Anderson, E, Louisiana Tech (173)
- 15b. Tom Spiers, QB, Ark. St. (from Wash.) (179)
16. George Welsh, QB, Navy (186)
17. Ron Beagle, E, Navy (197)
18. Jim Brown, G, UCLA (210)
19. Ray Zagar, B, Marquette (221)
20. Dickie Mattison, B, Georgia Tech (234)
21. Ronnie Herr, B, Texas Tech (245)
22. Jim Murphy, T, Stephen F. Austin (258)
23. Tony Branoff, B, Michigan (269)
24. Orville Trask, T, Rice (282)
25. Bill Wheeler, T, Kentucky (293)
26. Chuck Zickefoose, E, Kansas State (306)
27. Jack Hutchinson, T, Oklahoma State (317)
28. Jim Miller, QB, Wisconsin (330)
29. Jim Troglio, B, Northwestern (341)
30. Bill Kucera, T, Colorado (353)

## 1955

1. Max Boydston, E, Oklahoma (2)
2. Lindon Crow, B, Southern California (14)
- 3a. Mal Hammack, B, Florida (26)
- 3b. Tony Pasquesi, T, Notre Dame (from N.Y. Giants) (32)
4. Frank Bernardi, B, Colorado (38)
5. Mario DaRe, T, Southern California (50)
6. Jack Bowersox, G, Maryland (62)
7. Dave Leggett, B, Ohio State (74)
8. Sam Irvine, C, Maryland (89)
9. Charlie McGinty, E, North Texas State (98)
10. Frank Scaffidi, T, Marquette (110)
11. Tom Pepsin, C, Miami (Fla.) (121)
12. Dale Sandstrom, B, Concordia (Minn.) (134)
13. Tom McLuckie, G, Maryland (146)
14. Gordy Brown, E, Louisiana Tech (158)
15. Dick Brubaker, E, Ohio State (170)
- 16a. Bob Herndon, B, Oklahoma (182)
- 16b. Al Dennis, E, Middlebury (from Chicago) (191)
17. Larry White, C, New Mexico (194)
18. Fred Campbell, T, Duke (206)
19. Dick Coy, T, St. John's (Minn.) (218)
20. Jim Burst, B, Washington (Mo.) (230)
21. Howie Wright, B, Virginia Tech (242)
22. Vic Berra, E, Montana State (254)
23. Karl Bays, T, Eastern Kentucky (266)
24. Max Pierce, B, Utah (278)
25. Bob Scott, E, Evansville (290)
26. Billy Hooper, B, Baylor (302)
27. Bruce Schwager, T, Merchant Marine (314)
28. Bob Ems, B, Southern Illinois (326)
29. Gene Renzi, T, Northeastern (338)
30. Bob Sweet, B, Trinity (Tex.) (350)

## 1954

1. Lamar McHan, QB, Arkansas (2)
2. Gary Knafelc, E, Colorado (14)
3. Bobby Cavazos, B, Texas Tech (26)
4. Bill Bredde, B, Oklahoma State (38)
5. Don Dohoney, E, Michigan State (50)
6. Tom McHugh, B, Notre Dame (62)
7. Dave Mann, B, Oregon State (74)
8. Paul Larson, B, California (86)
9. Dean Chambers, T, Washington (98)
10. Tommy Lewis, B, Alabama (110)
11. Homer Smith, B, Princeton (122)
12. Howard Pitt, E, Duke (134)
13. Les Goble, B, Alfred (146)
14. Sammy Dumas, G, Arkansas (158)
15. Cecil Harp, E, Pacific (170)
16. Al Kilgore, T, Kent State (182)
17. Jack Troxell, B, Arkansas (194)



18. Dick Young, B, Tennessee-Chattanooga (206)
19. Jerry Sazio, T, William & Mary (218)
20. Stan Huntsman, B, Wabash (230)
21. Jim Stander, T, Colorado (242)
22. Ledio Fanucchi, T, Fresno State (254)
23. Charley Oakley, B, Louisiana State (266)
24. Lou Sawchik, E, Ohio (278)
25. Jerry Marchand, B, Louisiana State (290)
26. Ralph Carrigan, C, Alabama (302)
27. John Culver, B, Harvard (314)
28. Tom Koller, B, William & Mary (326)
29. Bill Albrecht, B, Washington (338)
30. Alex Burl, B, Colorado State (350)

### 1953

1. Johnny Olszewski, B, California (4)
2. Jim Psaltis, B, Southern California (15)
3. Dale Samuels, QB, Purdue (28)
4. Buck Martin, E, Georgia Tech (39)
5. Bill Shalosos, G, Cincinnati (52)
6. Tony Curcillo, B, Ohio State (63)
6. Tom Higgins, T, N. Carolina (from Phila.) (70)
7. Choice to Philadelphia
8. Jerry Watford, G, Alabama (87)
- 9a. Ed Husmann, G, Nebraska (from Wash.) (99)
- 9b. Avatus Stone, B, Syracuse (100)
10. Charley Berndt, T, Wisconsin (111)
11. Ed Woodsum, E, Yale (124)
12. Chuck Spaulding, B, Wyoming (135)
- 13a. Frank McPhee, E, Princeton (from Wash.) (147)
- 13b. Ronnie Morris, B, Tulsa (148)
14. Dick Sprague, B, Washington (159)
15. Nick Chickillo, G, Miami (172)
16. Jimmy Lear, B, Mississippi (183)
17. Earl Heninger, B, Purdue (196)
18. Joe Yukica, E, Penn State (207)
19. Tom Donahue, C, Wake Forest (220)
20. Len D'Errico, G, Boston (231)
21. Joe Curtis, E, Alabama (244)
22. Hal Lokovsek, T, Washington State (255)
23. Jim Root, B, Miami (Ohio) (268)
24. Brad Glass, G, Princeton (279)
25. Haywood Sullivan, B, Florida (292)
26. Don Ringe, T, Idaho (303)
27. C.O. Brocato, C, Baylor (316)
28. Mike Prokopiak, B, New Mexico (327)
29. Earl Wrightenberry, T, Clemson (340)
30. Bill Gaudreau, B, Notre Dame (351)

### 1952

1. Ollie Matson, B, San Francisco (3)
2. Johnny Karras, B, Illinois (16)
3. Darrell (Pete) Brewster, E, Purdue (from Detroit) (21)
3. Choice to San Francisco
4. Choice to L.A. Rams
5. Dick Fugler, T, Tulane (51)
6. John Hancock, G, Baylor (64)
7. Harry Jabbusch, C, South Carolina (75)
8. Don Coleman, G, Michigan State (88)
9. Malcolm Cook, B, Georgia (99)
10. John Felch, T, Holy Cross (112)
11. Leo Sugar, E, Purdue (123)
12. Joe Masnaghetti, T, Marquette (136)
13. Mel Massucco, B, Holy Cross (147)
14. Tom Tofaute, C, North Carolina State (160)
15. John Davis, B, Indiana (171)
16. Mike Mergen, G, San Francisco (184)
17. Darrell Crawford, B, Georgia Tech (195)
18. Bill Pyron, T, Mississippi State (208)
19. Ed Listopad, T, Wake Forest (219)
20. Frank Fischel, E, Arkansas (232)
21. Wade Musgrove, G, Hardin-Simmons (243)
22. Glenn Lippman, B, Texas A&M (256)
23. Louis (Red) Stephens, G, San Francisco (267)
24. E.J. Moore, G, Abilene Christian (280)
25. Cliff Anderson, E, Indiana (291)
26. Charley Fry, T, Maryland (304)
27. Sam Moses, T, Texas A&M (315)
28. Harold Lutz, E, Alabama (328)
29. Don Kasperan, B, Purdue (339)
30. Will Stolk, B, Miami (352)

### 1951

1. Jerry Groom, C, Notre Dame (6)
2. Don Joyce, T, Tulane (18)

3. Don Stonesifer, E, Northwestern (30)
4. Dick Doyno, B, Lehigh (42)
5. Lynn Lynch, G, Illinois (from Wash.) (51)
6. Ed Jaseonek, B, Furman (66)
7. Dick Panches, T, Colorado (78)
8. Leo Sanford, C, Louisiana Tech (90)
9. Neil Schmidt, B, Purdue (102)
10. Ken Cooper, G, Vanderbilt (from Balt.) (115)
11. Tom Bienemann, E, Drake (127)
12. Jack Landry, B, Notre Dame (139)
13. Volney Peters, T, Southern California (151)
14. Bill Leskovar, B, Kentucky (163)
15. John Simcic, G, Wisconsin (175)
16. Gene Miller, B, Northwestern (187)
17. Henry May, C, Southwest Missouri State (199)
18. Russ Pomeroy, T, Stanford (211)
19. Gene Ackerman, E, Missouri (223)
20. Fred Wallner, G, Notre Dame (235)
21. Dick Bunting, E, Drake (247)
22. S.J. Whitman, B, Tulsa (259)
23. Jim Owens, E, Oklahoma (from Balt.) (271)
24. Billy Cross, B, West Texas State (283)
25. Vernon Quick, G, Wofford (295)
26. Jeff Fleischmann, B, Cornell (307)
27. Ken Huxhold, T, Wisconsin (319)
28. Dick Martin, B, Kentucky (331)
29. Bob Livingston, B, Notre Dame (from Balt.) (343)
30. Leon Root, B, Rutgers (355)

### 1950

1. Choice to L.A. Rams
2. Jack Jennings, T, Ohio State (21)
3. Bill Svoboda, B, Tulane (from N.Y. Bulldogs) (29)
3. Fran Pofsfoot, E, Washington State (35)
4. Don Paul, B, Washington State (47)
5. Carl Kiilsgaard, T, Idaho (61)
6. Warren Wood, G, Puget Sound (73)
7. Billy Gay, B, Notre Dame (from N.Y. Giants) (85)
8. Eddie Badgon, G, Michigan State (87)
8. John Hock, T, Santa Clara (99)
9. Vito Ragazzo, E, William & Mary (113)
10. Walt Grothaus, C, Notre Dame (125)
10. Milt Lavigne, B, S.E. La. (from Pitt.) (126)
11. J.D. Ison, E, Baylor (139)
12. Frank Wallheiser, E, Western Kentucky (151)
12. Bob Sharpe, G, Davidson (from Pitt.) (152)
13. Jerry Hennessey, E, Santa Clara (165)
14. Dee Andros, G, Oklahoma (177)
15. Al Langford, B, Howard Payne (191)
16. Harry Bierman, E, Furman (203)
17. Tom Palmer, T, Wake Forest (217)
18. Ray Espenan, E, Notre Dame (229)
19. Loran Day, B, Northwestern (243)
20. Webb Halbert, B, Iowa State (255)
21. Howard Blumhardt, B, South Dakota (269)
22. Jim Lipinski, T, Fairmont State (281)
23. Bill Montgomery, B, Fresno State (295)
24. Bob Gambold, B, Washington State (307)
25. Lee Truman, B, Kentucky (321)
26. Jim Pittman, B, Mississippi State (333)
27. Tom Bienemann, E, Drake (347)
28. Sonny Jones, B, Wyoming (359)
29. Bill Montagne, B, California (373)
30. Vic Banonis, C, Georgetown (Wash., D.C.) (385)

### 1949

1. Bill Fischer, G, Notre Dame (10)
2. Dick McKissack, B, Southern Methodist (21)
3. Choice to Boston
4. John Goldsberry, T, Indiana (40)
5. Tom Wham, E, Furman (50)
6. Bernie Hanula, T, Wake Forest (60)
7. Myrl Greathouse, B, Oklahoma (from Det.) (62)
7. Jim Cain, E, Alabama (70)
8. Joe E. Brown, B, Georgia Tech (80)
9. Hal Herring, C, Auburn (90)
10. Bob Hecker, B, Baldwin-Wallace (100)
11. Stan Flowers, E, Redlands (110)
12. Billy Stone, B, Bradley (120)
13. Bob Todd, T, Louisville (130)
14. Tony Klimek, E, Illinois (140)
15. Bob McQuade, B, Xavier (150)
16. Tom Murdock, B, Appalachian State (160)
17. Eddie Rupp, B, Denison (170)
18. Webb Halbert, B, Iowa (180)
19. Dean Laun, E, Iowa State (190)

20. Earl Rowan, T, Hardin-Simmons (200)
21. Leon Joslin, B, Texas Christian (210)
22. Bill Sprang, C, Purdue (220)
23. Bob Cox, E, North Carolina (230)
24. Stan Szymakowski, B, Lehigh (240)
25. Choice to N.Y. Giants

### 1948

1. Jim Spavital, B, Oklahoma State (11)
2. Bill Smith, T, North Carolina (23)
3. Jay Smith, E, Southern Mississippi (35)
4. Choice to Pittsburgh
5. Jim Cason, B, Louisiana State (55)
6. Jim Camp, B, North Carolina (65)
7. Choice to N.Y. Giants
8. Carl Weisner, E, St. Louis (85)
9. Gene Corum, G, West Virginia (95)
10. Clarence Self, B, Wisconsin (105)
11. John Hollar, B, Appalachian State (115)
12. Bob Hanlon, B, Loras (125)
13. George Petrovich, T, Texas (135)
14. Jim Still, B, Georgia Tech (145)
15. Clay Davis, C, Oklahoma State (155)
16. Harry Caughron, T, William & Mary (165)
17. Jerry Davis, B, Southeastern Louisiana (175)
18. Gene Dwyer, E, St. Ambrose (185)
19. Harry Waters, B, Colorado College (195)
20. Dick Monroe, C, Kansas (205)
21. H.M. (Hindu) Reynolds, E, S. Mississippi (215)
22. Dick Wedel, G, Wake Forest (225)
23. Paul Shoults, B, Miami (Ohio) (235)
24. Fred Wendt, B, Texas-El Paso (245)
25. Doug Belden, B, Florida (255)
26. Ray Stackhouse, T, Xavier (265)
27. Bernie Reid, G, Georgia (275)
28. Jim Powell, E, Tennessee (285)
30. Bob Polidor, B, Villanova (293)
30. Bill Fischer, G, Notre Dame (300)

### 1947

1. DeWitt (Tex) Coulter, T, Army (7)
2. Eral Allen, B, Kentucky (18)
3. Choice to Chicago Bears
4. Ben Raimondi, B, Indiana (41)
5. Howard Turner, B, North Carolina State (50)
6. George Maddock, T, Northwestern (60)
7. Art Dufelmeier, B, Illinois (70)
8. Ray Ramsey, B, Bradley (82)
9. Dave Wallace, B, Oklahoma (90)
10. Charley Sarratt, B, Oklahoma (101)
11. Hardin Cooper, T, Tulsa (112)
12. Carl Russ, B, Rice (120)
13. Buddy Mulligan, B, Duke (131)
14. Charlie Smith, B, Georgia (142)
15. Bob Ravensberg, E, Indiana (150)
16. Barney Barnett, E, N.E. Oklahoma (162)
17. Scotty Deeds, B, Brigham Young (171)
18. Clarence Esser, T, Wisconsin (180)
19. Shelton Ballard, C, Louisiana State (192)
20. Wade Walker, T, Oklahoma (201)
21. Tom Carroll, T, Minnesota (210)
22. Tom Dorsey, B, Brown (222)
23. Otto Schnellbacher, E, Kansas (231)
24. Larry Joe, B, Penn State (240)
25. Dick Abrams, B, Washington State (252)
26. Joe Smith, E, Texas Tech (260)
27. Tony Rotunno, B, St. Ambrose (270)
28. Clyde Lindsey, E, Louisiana State (282)
29. Bob Callahan, C, Michigan (289)
30. Johnny Karamigios, B, Denver (296)

### 1946

1. Dub Jones, B, Tulane (2)
2. Mac Wenskunas, C, Illinois (11)
3. Elmer Angsman, B, Notre Dame (16)
4. Ham Nichols, G, Rice (26)
5. Joe Golding, B, Oklahoma (31)
6. Len Dickey, T, Texas A&M (41)
7. Pat Lenshan, E, Tennessee (51)
8. Phil Tinsley, E, Alabama (61)
9. J.C. Colhouer, G, Oklahoma State (71)
10. Tom Barber, T, Tennessee-Chattanooga (81)
11. Dick Loepfe, T, Wisconsin (91)
12. Venton Yablonski, B, Columbia (101)
13. Lee Lewis, B, Washington (111)
14. Bob Russell, B, Miami (Ohio) (121)





15. Fred Rovai, G, Notre Dame (131)
16. Ray Evans, T, Texas-El Paso (141)
17. Bob Loubie, B, Miami (Ohio) (151)
18. Frank Irwin, T, Duke (161)
19. Pride Ratteree, G, Wake Forest (171)
20. Bill Heywood, B, Notre Dame (181)
21. Al Traught, B, Miami (Ohio) (191)
22. Clem Andrulowicz, T, Villanova (201)
23. Adam Rakowski, E, Pennsylvania (211)
24. Jack McKenzie, B, Northwestern (221)
25. Tom Worthington, T, Tulsa (231)
26. Jim Vugrin, G, Tennessee (241)
27. Jesse Herschberger, E, S. Methodist (251)
28. Newman Ledbetter, T, Texas Tech (261)
29. Alton Baldwin, E, Arkansas (271)
30. Jim LaRue, B, Duke (281)

## 1945

1. Charley Trippi, B, Georgia (1)
2. Paul Collins, B, Missouri (14)
3. Walt Watt, B, Miami (18)
4. Bob Dobelstein, G, Tennessee (28)
5. Zeke Chronister, E, Texas Christian (35)
6. Corwin Clatt, B, Notre Dame (45)
7. Ziggy Czarowski, T, Notre Dame (55)
8. John Harrington, E, Marquette (68)
9. Gene Meeks, B, Kentucky (78)
10. Bill Huber, E, Notre Dame (88)
11. Halley Heard, T, Louisiana State (101)
12. Bob Cowan, B, Indiana (111)
13. Elmore (Buddy) Luper, B, Duke (121)
14. Solon (Bobo) Barnett, G, Baylor (134)
15. Gordon Carver, B, Duke (144)
16. John Cannady, B, Indiana (154)
17. Ben Cittadino, E, Duke (167)
18. Ralph Strayhorn, G, North Carolina (177)
19. John Andretich, B, Purdue (187)
20. John Kramer, T, Marquette (200)
21. J.D. (Red) Cheek, G, Baylor (210)
22. Fred Grant, B, Wake Forest (220)
23. Johnny Cook, B, Georgia (233)
24. Ardie McClure, T, Georgia (243)
25. Hugo Norige, B, Wooster (253)
26. Gene (Red) Knight, B, Louisiana State (266)
27. Don Fambrough, B, Texas (276)
28. Garland (Bulldog) Williams, T, Duke (286)
29. Ed Dusek, B, Texas A&M (299)
30. Otto Payne, B, Texas A&M (309)
31. Did not draft
32. Did not draft

## 1944

1. Pat Harder, B, Wisconsin (2)
2. Paul Mitchell, T, Minnesota (12)
3. Saxon Judd, E, Tulsa (17)
4. Jack Tavener, C, Indiana (28)
5. Bill Blackburn, C, Rice (33)
6. Bill Garnas, B, Minnesota (44)
7. Rodger Smith, B, Texas Tech (55)
8. John (Red) Cochran, B, Wake Forest (66)
9. Frank Scanlan, B, Loyola (Calif.) (77)
10. Lou Saban, B, Indiana (88)
11. Fran Griffin, T, Holy Cross (99)
12. Leo Daniels, B, Texas A&M (110)
13. Bobby Dodds, B, Tulsa (121)
14. Van Hall, B, Texas Christian (132)
15. Jack Carpenter, T, Missouri (143)
16. Charley Csuri, T, Ohio State (154)
17. Joe Magliolo, B, Texas (165)
18. Walt Szot, T, Bucknell (176)
19. Jack Adams, E, Presbyterian (187)
20. Ray Kuffel, E, Marquette (198)
21. Jack West, E, Texas (209)
22. Jack Esorcja, B, Illinois State (220)
23. Don Buffmire, B, Northwestern (231)
24. Bob Nanni, T, Duke (242)
25. John McGinnis, E, Notre Dame (253)
26. Warren Hodges, T, Kansas (264)
27. Bill Earley, B, Notre Dame (275)
28. Bob Davis, G, Oregon (286)
29. Vince DiFrancesca, T, Northwestern (297)
30. Lloyd Ott, C, North Carolina State (308)
31. Did not draft
32. Did not draft

## 1943

1. Glenn Dobbs, B, Tulsa (3)
2. Johnny Grigas, B, Holy Cross (14)
3. Don Currian, E, Boston College (18)
4. Al Hust, E, Tennessee (29)
5. George Hecht, G, Alabama (33)
6. Al Klug, T, Marquette (44)
7. Stan Mauldin, T, Texas (53)
8. Bill Godwin, C, Georgia (64)
9. Moffatt Storer, B, Duke (73)
10. Fondren Mitchell, B, Florida (84)
11. Emil Lussow, E, Dubuque (93)
12. Paul Hirsbrunner, T, Wisconsin (104)
13. Bill Baumgartner, E, Minnesota (113)
14. Gerard (Buster) Ramsey, G, Wm. & Mary (124)
15. Earl Doloway, B, Indiana (133)
16. Nick Burke, G, Northwestern (144)
17. Bill Campbell, B, Oklahoma (153)
18. Clarence Booth, T, Southern Methodist (164)
19. Elvis (Boots) Simmons, E, Texas A&M (173)
20. Roy Ericson, G, Villanova (184)
21. George (Locomotive) Smith, B, Villanova (193)
22. George Sutch, B, Temple (204)
23. Cliff Kinsey, B, Georgia (213)
24. Weldon Humble, G, Rice (224)
25. Cal Purdin, B, Tulsa (233)
26. Eddie McGovern, B, Illinois (244)
27. Al Drulis, G, Temple (253)
28. Ken MacDonald, C, Rutgers (264)
29. Bill Edwards, G, Louisiana State (273)
30. Pete Hecomovich, B, Idaho (284)
31. Did not draft
32. Did not draft

## 1942

1. Steve Lach, B, Duke (4)
2. Lloyd Cheatham, B, Auburn (14)
3. Wilson (Bud) Schwenk, B, Wash. (Mo.) (19)
4. Vince Banonis, C, Detroit (29)
5. Bob Reinhard, T, California (34)
6. Chal Daniel, G, Texas (44)
7. Rube Thornton, G, Santa Clara (54)
8. Doug Renzel, B, Marquette (64)
9. Chet Wetterlund, B, Illinois Wesleyan (74)
10. Jud Ringer, E, Minnesota (84)
11. Jim Fitzharris, E, St. Thomas (Minn.) (94)
12. Dick Brye, T, Marquette (104)
13. Charley Givler, G, Wake Forest (114)
14. Hugh Swink, T, Oklahoma State (124)
15. Marv Harshman, B, Pacific Lutheran (134)
16. George Arabian, B, St. Mary's (Calif.) (144)
17. Jackie Crain, B, Texas (154)
18. Carl Suntheimer, C, North Carolina (164)
19. Jimmy Nelson, B, Alabama (174)
20. Norvell Wallach, T, Missouri (184)

## 1941

1. John Kimbrough, B, Texas A&M (2)
2. Paul Christman, QB, Missouri (13)
3. Bob Foxx, B, Tennessee (17)
4. John Clement, B, Southern Methodist (28)
5. Ray Apolskis, C, Marquette (32)
6. Marshall Robnett, G, Texas A&M (43)
7. John Kuzman, T, Fordham (52)
8. George Kracum, B, Pittsburgh (63)
9. Tom Vargo, E, Penn State (72)
10. Ray Mallouf, B, Southern Methodist (83)
11. Jack Sommers, C, UCLA (92)
12. Charley Armstrong, B, Mississippi College (103)
13. Wayne Pitts, B, Arizona State (112)
14. Joe Lokanc, G, Northwestern (123)
15. Claude White, C, Ohio State (132)
16. Gates Kimball, T, North Carolina (143)
17. Ray Schultz, G, Missouri (152)
18. Fred Harris, T, Southern Methodist (163)
19. Mel Aussieker, B, St. Louis (172)
20. Frank Platt, T, Penn State (183)

## 1940

1. George Cafego, B, Tennessee (1)
2. George (Snuffy) Stirnweiss, B, North Carolina (11)
3. Lloyd Madden, B, Colorado Mines (16)
4. Cecil (Jack) Shirk, E, Oklahoma (26)
5. Marty Christiansen, B, Minnesota (31)
6. Vic Reginato, E, Oregon (41)

7. Andy Chisick, C, Villanova (51)
8. Ben Kish, B, Pittsburgh (61)
9. Luke Pappas, T, Utah (71)
10. Jack Roche, B, Santa Clara (81)
11. Bill Davis, T, Texas Tech (91)
12. Stan Anderson, T, Stanford (101)
13. Alton Coppage, E, Oklahoma (111)
14. Judson Hudson, B, Davis & Elkins (122)
15. Joe Ziemba, E, St. Benedict (131)
16. Beryl Clark, B, Oklahoma (141)
17. Ralph Foster, T, Oklahoma A&M (151)
18. Lowell Bryant, B, Clemson (161)
19. Russ Buckley, B, Gustavus-Adolphus (171)
20. Rupert Pate, T, Wake Forest (181)

## 1939

1. Ki Aldrich, C, Texas Christian (1)
2. Marshall (Biggie) Goldberg, B, Pittsburgh (12)
3. Alvord Wolff, T, Santa Clara (16)
4. Hal (Curly) Stebbins, B, Pittsburgh (27)
5. Bill Daddio, E, Pittsburgh (31)
6. George Faust, B, Minnesota (42)
7. Bill Dwyer, B, New Mexico (51)
8. Sherm Hinkebein, C, Kentucky (62)
9. Earl Brown, E, Notre Dame (71)
10. Earl Crowder, QB, Oklahoma (82)
11. Bowden Wyatt, E, Tennessee (91)
12. Jim Thomas, G, Oklahoma (102)
13. Andy Sabados, G, The Citadel (111)
14. Blase Miatovich, T, San Francisco (122)
15. Russ Clarke, G, Santa Clara (131)
16. Gus Goins, E, Clemson (142)
17. Everett Elkins, B, Marshall (151)
18. Frank Huffman, E, Marshall (162)
19. Mike Kochel, G, Fordham (171)
20. Tom Rice, T, San Francisco (182)

## 1938

1. Jack Robbins, B, Arkansas (5)
2. Milt Popovich, B, Montana (15)
3. Frank Patrick, B, Pittsburgh (20)
4. Bob Herwig, C, California (30)
5. Al Barbatsky, T, Fordham (35)
6. Joe Brunansky, T, Duke (45)
7. Ed Cherry, B, Hardin-Simmons (55)
8. Leon Lavington, E, Colorado (65)
9. Phil Dougherty, C, Santa Clara (75)
10. Dwight Sloan, B, Arkansas (85)
11. Bob Kenderdine, E, Indiana (95)
12. Bob Mauther, C, Holy Cross (105)

## 1937

1. Ray (Buzz) Buiuid, B, Marquette (3)
2. Gaynell Tinsley, E, Louisiana State (12)
3. Art Guepe, B, Marquette (23)
4. H.K. (Bucky) Bryan, B, Tulane (32)
5. Harn Harmon, C, Tulsa (43)
6. Phil Dickens, B, Tennessee (52)
7. Herm Dickerson, B, Virginia Tech (63)
8. John Reynolds, C, Baylor (72)
9. Dwight Hafeli, E, Washington (Mo.) (83)
10. Middleton Fitzsimmons, G, Georgia Tech (92)

## 1936

1. Jim Lawrence, B, Texas Christian (5)
2. Gomer Jones, C, Ohio State (15)
3. Eddie Erdelalz, E, St. Mary's (Calif.) (23)
4. Ed Brett, E, Washington State (33)
5. Stan Riordan, E, Oregon (41)
6. Ettore Antonini, E, Indiana (51)
7. Tack Dennis, B, Tulsa (59)
8. Ross Carter, G, Oregon (69)
9. Niels Larsen, T, Stanford (77)

\*Future draft choice



**MISCELLANEOUS**





## ABOUT STATE FARM STADIUM

State Farm Stadium is a prime example of sophisticated engineering, technology, and design. The venue features both a retractable roof and retractable natural grass playing field, setting an industry standard for design excellence and providing the ultimate in fan comfort. The field allows flexibility to transform State Farm Stadium from a football-ready field to an unrestricted stadium floor in just over an hour at the push of a button.



Because of the truly unique multi-purpose nature of the facility, State Farm Stadium is able to host some of the country's most high-profile events - including, most recently, the 2024 NCAA Men's Final Four. It marked the second time (2017) State Farm Stadium hosted the tournament, and it is the only venue west of Texas to host the event since 1995.

Since opening in August of 2006, the building has also hosted three Super Bowls, the 2015 Pro Bowl, the first-ever BCS National Championship game (Florida-Ohio State), Fiesta Bowls, international soccer matches, high school football championships, high school proms, monster truck and motocross events, trade shows and conventions and countless other events. In 2023 alone, State Farm Stadium hosted the kickoff of Taylor Swift's Eras Tour and Beyonce's Renaissance World Tour as the artists joined the list of notable musical acts such as The Rolling Stones, U2, Garth Brooks, Guns N' Roses and Metallica who have played the venue.

Hosting some of the world's most high-profile sports and entertainment events has resulted in over \$5 billion in economic impact for the state of Arizona.

On February 12, 2023 State Farm Stadium hosted its third Super Bowl when a record 115.1 million viewers watched the Kansas City Chiefs defeat

the Philadelphia Eagles 38-35 in Super Bowl LVII. The venue also played host to Arizona's largest international soccer match in history as Haiti and Mexico took the pitch for the 2019 Concacaf Gold Cup Semifinal.

State Farm Stadium also served as a critical site during the COVID-19 pandemic. The venue hosted three blood drives at the beginning of the outbreak and in 2021 it became one of the first, and most successful, mass vaccination sites in the nation.

**UPGRADING THE NEST:** Already considered one of the finest venues in sports, fans at State Farm Stadium will be introduced to first-of-their-kind field-level seating experiences beginning in the 2024 season. New this season, the Cardinals introduced bold plans to re-shape the in-stadium experience in ways that will re-define the standards and expectations for high-end, premium spectator offerings not only in Arizona but across the sports landscape.

These innovative, new premium products are characterized by two primary features. First, they offer some of the most unique, exclusive, comfortable, and convenient luxury experiences available in sports. And secondly, their proximity to the field - literally just feet away from the sidelines - means only the players in the game will be closer to the action.







These innovative, new premium products are characterized by two primary features. First, they offer some of the most unique, exclusive, comfortable, and convenient luxury experiences available in sports. And secondly, their proximity to the field - literally just feet away from the sidelines - means only the players in the game will be closer to the action.

#### **South End of Stadium**

**Casitas:** Perhaps the most unique of the new offerings, the custom-built, field-level luxury casitas are designed specifically for State Farm Stadium and introduce a concept never before seen in the industry. The NFL equivalent of beachfront property, they sit just feet from the south end zone.

**Casita Garden Club:** The spacious 13,400-square foot club has the feel of an outdoor garden patio situated inside an NFL stadium. Located at the south end of field level directly behind the Casitas, this area spans the width of the south end zone. Its location on the field level just feet away from the home locker room offers an incredible, behind-the-scenes perspective as Cardinals players make their way to the playing field.

**Field Boxes:** Located on the east and west sidelines at the south end of the playing field, these private four and six-person field boxes offer the ultimate in terms of comfort and proximity to the action.

#### **North End of Stadium**

**Morgan Athletic Club hosted by The Global Ambassador:** In partnership with The Global Ambassador - Arizona's prestigious luxury hotel created by prolific hospitality and restaurant innovator Sam Fox - this ground-breaking collaboration will offer an unparalleled luxury experience at State Farm Stadium starting this season.

Part of the new luxury offerings available at State Farm Stadium in 2024, "Morgan Athletic Club" - which borrows from the Cardinals' original name when they were founded in 1898 - is a high-end club located at the north end of field level and

just steps away from the playing field. Spanning nearly 12,500 square feet, its vibe is a throwback to that of a private, 1920s supper club with low lighting and a lavishly furnished moody lounge. Since its debut in December 2023, The Global Ambassador has quickly established itself as Arizona's boldest new luxury hotel. The Global Ambassador is internationally inspired and seamlessly blends exceptional hospitality, culinary artistry, and wellness experiences within one precisely curated destination.

**Field Suites:** Located near the 20-yard line and just steps from the playing field, Fans who choose this option can enjoy everything gameday has to offer with room for 12 guests as well as all-inclusive food and beverage.

**Sideline and End Zone Seats:** After enjoying all the perks and amenities of the Morgan Athletic Club, guests make a short walk to their amazingly comfortable seats either on the sideline or looking head-on at the action from the north end zone.

**Tunnel Suites:** All-inclusive food and beverage offerings are provided to members in this area that is located just steps from the back of the end zone and Morgan Athletic Club.

**OTHER RECENT RENOVATIONS:** In the years prior to the venue hosting Super Bowl LVII at the conclusion of the 2022 season, over \$150 million in renovations occurred in and around State Farm Stadium.





**Stadium Club Area Renovation (\$28 million):** In 2017, the Cardinals revealed the first part of a two-phase expansion and renovation of the Club areas on the east and west sides of the stadium.

In addition to enhancing and expanding the pre-existing areas, the project included the creation of "Flight Lounge" which provides an intimate bar setting and features different brands of wine each week. Another major addition was the high-end "Bubble Lounge," a full-service bar that specializes in champagne and wine and features a ticketed pregame brunch experience through kickoff and an upscale a la carte menu beginning with the second quarter.

That phase also included the renovation of the bar areas on the Club level, going from six beer taps to 16. The primary 50-Yard lounges now include large (12' x 60') videoboards to easily permit viewing of eight games at one time.

Completed in 2018, phase two entailed completely renovating the balance of the Club level. A highlight of phase two was "The Tail Feather," a new speakeasy style lounge and full-service bar that offers fans an electric, Art Deco atmosphere. Located on the northeast side of the stadium, "The Tail Feather rivals the "Bubble Lounge" on the west side.

The phase two renovation also included new bars and food service areas in all four corners, new flooring and lighting, additional TVs, a new sound system and all new furniture.

A specialty lounge area, the "Bird's Nest," also has a new bar and food buffet, extensive millwork finishes and new furniture. Finally, all restrooms were completely renovated with new flooring, ceilings, lighting, wall tile, and a stone vanity.

**New Parking Lot, Pedestrian Tunnel & Bridge, Security Structures (\$28 million):** The "Black Lot" which features 4,015 additional parking spaces, opened prior to the 2018 season. Located between 95th and 91st avenues along Cardinals Way, the lot has access to the stadium grounds via a pedestrian underpass and a pedestrian bridge.

The tailgating areas were also upgraded and permanent shaded structures were built for security checkpoints.

**Stadium Loft Renovations (\$17 million):** In 2021, the Cardinals completed a two-year renovation of all 88 private lofts at State Farm Stadium. The improvements include enhanced cabinetry, flooring, furniture, appliances and finishes that complement the recently renovated Club spaces. The Loft level concourse was also improved with new flooring, restroom renovations, redesigned loft entryways and the addition of Arizona themed artwork sourced by local area artists.

**ARCHITECTURE:** World-renowned architect Peter Eisenman, in partnership with HOK Sport and Hunt Construction Group, created a state-of-the-art design that has already become a distinctive Arizona landmark. The stadium's exterior skin takes its design cue from the barrel cactus and features alternating sections of shimmering metal panels intended to reflect the shifting desert light alongside 21 magnificent vertical glass slots allowing fans a spectacular view of the horizon from any level of the interior.

**RETRACTABLE FIELD:** State Farm Stadium also features a unique rollout natural grass playing field, contained in a single tray weighing 18.9 million pounds (234 feet wide, 403 feet long). The first completely retractable field in the United States, it is positioned inside the stadium on game days to offer the preferred natural-grass playing surface for football and outside the stadium for the remaining days of the year to receive sunlight and watering. The field tray is powered by electric motors mounted on steel wheels riding on tracks embedded in the concrete floor and takes approximately 70 minutes to move completely. The flexibility of this unique design allows State Farm Stadium to serve as a true multipurpose venue featuring a 164,000 square-foot event floor for other events.

**RETRACTABLE ROOF:** Atop the stadium roof are two large retractable panels that open and close on an arc. The panels and much of the roof





are made of a translucent fabric called Birdair that enables light to penetrate and gives the venue an open, airy feel. When closed it also allows for an air-conditioned environment during the hot months, but the roof can be opened during cooler times of the year to take advantage of Arizona's patented sunshine. The roof takes about 12 minutes to open or close.

**MULTI-PURPOSE:** Because of the truly unique multi-purpose nature of the facility, State Farm Stadium is able to host far more than just Cardinals home games. Since opening in August of 2006, the building has hosted three Super Bowls, the 2015 Pro Bowl, two NCAA Men's basketball tournaments, the first-ever BCS National Championship game (Florida-Ohio State), Fiesta Bowls, international soccer matches, high school football championships, high school proms, monster truck and motocross events, and a variety of trade shows and conventions.

In December of 2016, State Farm Stadium hosted its 11th Fiesta Bowl and for the first time ever the game served as one of two College Football Playoff Semi-Final contests. Ohio State and Clemson met on New Year's Eve for a chance to play in the BCS National Championship Game. In December of 2019, State Farm Stadium again served as the site of a BCS semi-final as the Buckeyes and Tigers held a Fiesta Bowl rematch.

State Farm Stadium hosted Arizona's largest international soccer match in history as Haiti and Mexico took the pitch for the 2019 Concacaf Gold Cup Semifinal.

During the COVID-19 outbreak, State Farm Stadium served a number of important function as the site of numerous blood drives, PPE (Personal



Protective Equipment) drives, testing drives and as one of the nation's first, and most successful, vaccination sites. Early in the pandemic, one area hit particularly hard by the COVID-19 crisis was the local blood donation community, where the supply reached critically low levels. The stadium's size and the event's operational set-up ensured adherence to the necessary physical and social distancing guidelines while still accommodating the greatest possible number of donors. In April of 2020, the Cardinals and Project C.U.R.E hosted a PPE drive at State Farm Stadium to help meet the pressing need within the local healthcare community. On two separate occasions in May, the Cardinals and Dignity Health participated in the state's drive-through COVID-19 testing blitz in Orange Lot at State Farm Stadium.

In 2021, State Farm Stadium was also host to one of the first, and most successful, vaccination sites in the nation. Between January and April, more than 800,000 COVID-19 vaccines were administered at State Farm Stadium, which

accounted for nearly 20% of the total doses administered in Arizona during that period. The site was so successful that President Joe Biden and Vice President Kamala Harris participated in a virtual tour on February 8 and the administration called the operation "an incredible model." Biden told Arizona Department of Health Services Director Dr. Cara Christ during the tour; "I got a call during the Super Bowl from the commissioner of football (Roger Goodell) offering us, the federal government, the 30 major stadiums. They're going to be coming to you to look at how you did it because you're doing such a great job."

In a given year, ASM Global (the building's operator) successfully books 225+ event days for gatherings large, small and in between.







## HERITAGE AT SPORTSMAN'S PARK

"Heritage at Sportsman's Park" opened during the 2021 football season and was a \$12M project as part of the \$150M in renovations that took place between SB49 and SB57 and part of continued investment to make State Farm Stadium the most fan-friendly environment in the nation.



On game days, fans can purchase tickets for the "Cardinals Tailgate Party at Heritage Pavilion" and the venue is able to host additional events at Great Lawn on non-gamedays.

The Heritage Pavilion is a multi-level structure that provides fan comfort and convenience, featuring:

- ◊ Exclusive setting in private, shaded space
- ◊ Outdoor beer garden
- ◊ All-inclusive, high-end menu
- ◊ Beer, wine, well-liquor and signature cocktails
- ◊ Numerous TVs to catch "early game" action
- ◊ Private restrooms



## BETMGM SPORTSBOOK OPENS AT STATE FARM STADIUM

BetMGM, a leading sports betting and iGaming operator, and the Arizona Cardinals partnered on the nearly 17,000-square-foot BetMGM Sportsbook that opened for the start of the 2022 football season. The milestone opening marked the first sportsbook at an NFL stadium.



fans can also place wagers at trading windows or utilize user-friendly betting kiosks conveniently placed throughout the space.

"The Arizona Cardinals and BetMGM are both committed

The two-story sports and entertainment destination operates on both event and non-event days. The BetMGM Sportsbook, located on the north side of The Great Lawn, combines the energy and viewing options of a state-of-the-art sportsbook with the amenities of a world-class sports bar. Featuring dual entrances from both sides of The Great Lawn, guests can experience a massive video wall to watch games, enhanced gameday parking options, as well as both indoor and outdoor dining options. Sports

to enhancing the gameday experience for fans in new and creative ways," said BetMGM CEO Adam Greenblatt. "The BetMGM Sportsbook at State Farm Stadium is one of the most unique and innovative additions to a venue that the sports and entertainment industry has ever seen."

The BetMGM Sportsbook at State Farm Stadium complements the BetMGM mobile app that launched statewide in Arizona in September 2021. The BetMGM Sportsbook is the latest phase of BetMGM's exclusive partnership with the Arizona Cardinals.

## BETMGM SPORTSBOOK AT STATE FARM STADIUM

- ◊ **Size:** 16,800-square-feet
- ◊ **Betting Kiosks:** More than 25
- ◊ **TVs:** 265-square-foot Video Wall and 38 TVs
- ◊ **Capacity:** 500



SPORTSMAN'S PARK

The area that surrounds and encompasses State Farm Stadium is known as Sportsman's Park. The 160-acre footprint includes carparks, grass areas and an abundance of trees and other landscape native to the area.




acres, the Great Lawn extends west from 95th Avenue to the Loop 101. The lawn stretches over 1,000 feet and 4.61 acres total, which is designed for use by fans while tailgating at games or to use during other activities outside the stadium. Surrounding the Great Lawn is a 50-foot wide promenade. In addition to the uninterrupted expanse of grass, the Great Lawn includes areas for vendors and musicians.

On-site parking accommodates 14,000 cars as part of an innovative site plan designed to create a truly unique tailgating experience for fans. A tree-lined expanse of grass covering eight

PAT TILLMAN MEMORIAL

The plaza surrounding State Farm Stadium is known as the Pat Tillman Freedom Plaza, in honor of the former Cardinals safety who was killed in action on April 22, 2004 while serving his country as a member of the elite Army Ranger unit.



consulted with the team and Pat's wife, Marie, who worked to select the image of Tillman that would best convey his character and spirit. Serving as a backdrop to the sculpture is a nine-foot tall curved wall made of concrete that measures 42 feet across, symbolic of Tillman's jersey number at Arizona State.

Fans attending home games can visit the Pat Tillman Memorial located at the northwest side of the plaza. The memorial includes a large bronze sculpture of Tillman on the eastern side and a circular reflection pond on its western side.

The brimming pool of water on the western side consists of a large 60-foot circular pond made of black concrete and stainless steel. Intended to create a pool of tranquility, it has a surface area of 2,300 square feet.

The sculpture is approximately eight-feet tall, weighs over 500 pounds, and took nearly nine months to complete. After an extensive search, the Cardinals selected artists Omri Amrany and Gary Tillery to create the sculpture. The sculptors

To the west of the memorial is a grove of 40 Oak trees that symbolizes the jersey number Tillman wore as an Arizona Cardinal and the entire area is surrounded by a grove of Ash and Oak trees.

CARDINALS PRESERVE PAT TILLMAN'S LOCKER AT TEMPE FACILITY

On September 11, 2015, the 14th anniversary of the 9/11 terrorist attacks, the Cardinals unveiled the locker of former safety Pat Tillman at the team's Tempe Training Facility.

A new locker room was built as part of a two-year, \$15 million renovation of the facility, but Tillman's locker was preserved to display in a glass enclosure between the weight room and cafeteria. Included in the locker are Tillman's jersey, helmet, shoulder pads and draft card, along with a description of his life and career.

"We've decided to preserve Pat Tillman's locker, and tell his story," team owner Michael Bidwill said at the unveiling ceremony. "Many of our future players, and even current players, may not know the stories of the Cardinals. But we wanted to tell the stories and talk about the history, the history of our organization and the history of Pat Tillman."

After a decorated career at Arizona State University, Tillman was selected in the seventh round (226th overall) of the 1998 NFL Draft by the Cardinals and he played for Arizona from 1998-2001 before enlisting in the U.S. Army in 2002. He was killed in action in Afghanistan on April 22, 2004.

Tillman's No. 40 is retired by the Cardinals and he is a member of the team's Ring of Honor.







## CARDINALS COMPLETE ANOTHER SUCCESSFUL YEAR IN THE COMMUNITY

The 2023 season marked another successful year for the Arizona Cardinals Football Club and its various community-based activities.

Cardinals players, coaches, cheerleaders, mascot Big Red, alumni and front office staff continued the organization's ongoing efforts of being a champion in the community. Throughout the 2023 season, dozens of different players, alumni and members of the Cardinals Women's club took part in different community events and appearances that



impacted over 100,000 adults and children. The Cardinals also donated more than 500 pieces of merchandise and memorabilia throughout the past year.

The Cardinals signature community programs during the 2023 season included but were not limited to - the SRP and Albertsons/Safeway Milk and Cookies Reading program, Cardinals Youth Training Camps, and the NFL Flag Football program - these programs will all be back in 2024.

### **SRP/SAFEWAY MILK AND COOKIES PROGRAM**

- ◇ Entering its 23rd consecutive season.
- ◇ Each Tuesday during the season, a different Cardinals player along with team mascot Big Red read to students at various Valley elementary schools and distribute milk and cookies provided by Albertsons and Safeway.

### **YOUTH TRAINING CAMPS**

- ◇ Entering its 27th consecutive season. Current and former Cardinals players and Big Red provide football instruction and guidance to students across the Valley at elementary schools and State Farm Stadium. The players and Big Red also help promote the NFL's Play 60 message to encourage kids to receive 60 minutes of daily exercise.

### **NFL FLAG FOOTBALL PROGRAM**

- ◇ Entering its 22nd consecutive season and presented by Albertsons and Safeway.
- ◇ 5-on-5 non-contact flag football league for boys and girls to provide basic fundamentals of football throughout the southwest with teams in Arizona and New Mexico. The Cardinals NFL Flag Football Program has developed into one of the league's largest.
- ◇ In 2023, the annual regional tournament hosted over 750 athletes from six states participating throughout the weekend. Since its inception, 30 teams from the Cardinals NFL Flag program have been crowned as national champions.

The Cardinals also also continued their involvement with Arizona high school football with the weekly "High School Coach-of-the-Week" and "High School Player-of-the-Week" awards during the 2023 season. Both programs are back for the 2024 season.

### **"HIGH SCHOOL COACH-OF-THE-WEEK"**

- ◇ Starting its 30th consecutive season.
- ◇ Every week during the high school football season, a local panel selects a High School Coach of the Week and awards him a certificate signed by team Owner Michael Bidwill and Head Coach Jonathan Gannon in addition to a \$2,000 check to the coach's school.
- ◇ In 2023, 11 coaches were selected and a total of \$10,000 was awarded to Arizona high school football programs.
- ◇ Co-Coaches-of-the-Year were selected following the 2023 high school season and Mark and Marcus Carter from Desert Edge H.S. were awarded an additional \$4,000 for their school.

### **"HIGH SCHOOL PLAYER-OF-THE-WEEK"**

- ◇ Starting its 22nd consecutive season.
- ◇ Every week during the high school football season, a local panel selects a High School Player of the Week who receives a football trophy acknowledging the award at the players' school during an awards ceremony.
- ◇ In 2023, 10 players were selected and each was awarded at their school in front of their peers with team mascot Big Red and a Cardinals alumni.
- ◇ A "Player-of-the-Year" was selected following the high school season and quarterback Desmond Williams from Basha H.S. was given a customized Cardinals jersey and a football trophy engraved with his season stats. Williams will be attending the University of Washington this fall.

The Cardinals also remained busy during the holidays giving back to those less fortunate. Along with hosting a game day toy drive to benefit The Foster Alliance and several food drives benefiting the United Food Bank, two of the marquee programs that the Cardinals participate in each season during that time of year are "Feed the Hungry" and "Paw Express."


### **HELP FEED THE HUNGRY**

- ◇ Last year, Cardinals players and their families along with owner Michael Bidwill, front office personnel, cheerleaders and Big Red helped serve Thanksgiving dinner at the Phoenix Rescue Mission for more than 500 people.
- ◇ The 2023 season marked the 21st consecutive year of working with the Phoenix Rescue Mission during Thanksgiving.

In addition to being active throughout the community with various player appearances and events, the Cardinals also gave back to the people of Arizona with donations of merchandise and memorabilia.

### **CARDINALS DONATIONS**

- ◇ In 2023, the Cardinals donated over 6,000 game tickets, 700 pairs of cleats and 650 autographed footballs.







CARDINALS BROADCASTING

**CARDINALS ON THE RADIO**

The Cardinals are pleased to continue their partnership with Bonneville and Arizona Sports, 98.7 FM in 2024. Arizona Sports has been the flagship radio station for the Cardinals since 2005.

**GAME-DAY RADIO PROGRAMMING**

In 2024, Cardinals games will air on Arizona Sports, 98.7 FM. Arizona Sports will also air pre-game and post-game programming for every contest.

Calling the play-by-play for his 23rd season with the Cardinals is Dave Pasch. He joined the team in 2002 after three seasons as the football and basketball voice of Syracuse University. In addition to Cardinals broadcasts, Pasch can be seen on ESPN calling NBA action as well as college football and basketball.

Joining Pasch for his 20th year as radio color analyst is former fullback Ron Wolfley, a four-time Pro Bowl selection and special-teams standout with the Cardinals who selected him in the fourth round of the 1985 draft. One-half of the "Wolf and Luke Show" on Arizona Sports, 98.7 FM, the Buffalo, NY native played collegiately at West Virginia before enjoying a 10-year NFL career with the Cardinals (1985-91), Browns (1992-93) and Rams (1995).

For the 20th consecutive season, Cardinals reporter Paul Calvisi will provide sideline commentary during the game broadcasts.

Game-day programming begins four-and-a-half hours prior to kickoff on Arizona Sports, 98.7 FM with "Cardinals Early Bird," a half-hour look at the week of preparation including exclusive features, game previews and interviews with head coach Jonathan Gannon and his players.

Three hours prior to kickoff is "The Arizona Cardinals NFL Kickoff Show" hosted by Cardinals digital content coordinator Craig Grialou. Grialou is joined by azcardinals.com insider Darren Urban and team reporter Dani Sureck. The show spotlights the upcoming Cardinals matchup and the latest game day news from around the NFL.

Two hours prior to kickoff, sideline reporter Paul Calvisi is joined by former Cardinals linebacker Rob Fredrickson, former defensive end Kyle Vanden



Dave Pasch



Ron Wolfley



Paul Calvisi

Bosch and Cardinals Ring of Honor member Roy Green for the "Arizona Cardinals Pregame Huddle." Fredrickson played for the Cardinals from 1999-2002 during his nine-year career while Vanden Bosch made three Pro Bowls during his 12 NFL seasons which included time in Arizona from 2001-04. Green was an all-pro receiver for the Cardinals from 1979-1990 and remains near the top of many statistical categories in the team record book. Other contributors to the show are Cardinals reporter Dani Sureck, former Arizona Republic Cardinals beat writer Kent Somers and award-winning reporter Jody Jackson.

"Cardinal Talk," a post-game fan-interactive program, can be heard immediately following each contest on Arizona Sports, 98.7 FM. Hosted by Grialou, "Cardinal Talk" allows fans to voice their opinion on each game and hear expert analysis from a rotation of Fredrickson, Vanden Bosch, Somers and Jackson.

**WEEKDAY RADIO PROGRAMMING**

Grialou hosts "The Cardinals Red Sea Report," a one-hour show airing each Tuesday at 11:00 AM on ESPN 620 AM. The program reviews the previous Cardinals game, provides NFL updates and features expert analysis from Vanden Bosch and Fredrickson.

Back for its 24th year is "The Big Red Rage presented by San Tan Ford." The hour-long show is co-hosted by Paul Calvisi and Ron Wolfley, who will be joined by players each week during the season. The year-round show airs Thursday evenings from 6:00-7:00 PM on Arizona Sports, 98.7 FM. If there is a scheduling conflict with a Diamondbacks or Suns game, the show will air on ESPN 620 AM. Check [www.azcardinals.com](http://www.azcardinals.com) or @AZCardinals on Twitter for date and time updates.



CARDINALS RADIO AFFILIATES

Name	Call Letters	Station City	Name	Call Letters	Station City
KTAR	98.7 FM	Phoenix	KVNA	600 AM & 104.7 FM	Flagstaff
KATO	1230 AM	Safford	KZUA	92.1 FM	Holbrook
KAZM	780 AM	Sedona	KNKI	106.7 FM	Show Low
KNTR	980 AM	Lake Havasu	KIKO	1340 AM	Miami
KDDL	94.3 FM & 100.7 FM	Prescott Valley	KGMM	100.1 FM	Kingman
KQNA	1130 AM/99.9 FM/95.5 FM	Prescott Valley	KWRK/KCAZ	96.1 FM	Window Rock
KTZR	1450 AM	Tucson	KCAZ	99.5 FM	Window Rock



## SPANISH RADIO

Over the last 24 seasons, the Cardinals have connected with its Spanish language speaking fans by becoming the first professional team in Arizona to offer all games on Spanish radio (2000). The team has Spanish-language social media accounts on Instagram (@azcardenales) and Twitter (@azcardenales).

Mexico City native Luis Hernández will handle the play-by-play call for the Cardinals, his fifth season in that role and his 16th season in a broadcast capacity with the club. Joining Hernandez for his first year as a color analyst is Irving Villanueva, a bilingual reporter/producer for the Cardinals.


The Cardinals Spanish-language game broadcast airs locally in Phoenix on Fuego 106.7 FM.

In addition to the game broadcasts, Fuego 106.7 FM will also air two pregame shows – Primera Y Diez (First & 10), a Spanish-language pregame show summarizing the latest NFL news as well as Conteo Progresivo (Countdown), a Spanish-language pregame show focusing specifically on the Cardinals and their upcoming opponent.

Following each Cardinals game, Fuego 106.7 FM



Luis Hernandez



Irving Villanueva

will also broadcast the team's postgame show, Punto Extra (Extra Point), a 15-minute Spanish-language show recapping the action.

For the 17th straight season, the Cardinals will also bring the Spanish language broadcast to fans in Mexico.

## CARDINALS ON TELEVISION

### PRE-SEASON TV

The Cardinals are pleased to continue their partnership with KPNX 12 News, the exclusive home for preseason television and other Cardinals programs. 12 News will carry all three preseason telecasts in 2023. Dave Pasch (play-by-play) will be joined by Ron Wolfley (analyst) on the call with Cardinals reporter Dani Sureck on the sideline.

### TEAM SHOWS

There will be three Cardinals TV programs available throughout the 2023 season and into next year: "Cardinals In Focus," "Cardinals Game Plan with Head Coach Jonathan Gannon," and "Cardinals Locker Room." The programs can be found on NBC 12 News (KPNX-TV), and FOX 11 (KMSB-TV) in Tucson.

"Cardinals In Focus" is a weekly half-hour program dedicated to providing a close-up view of the team, on and off the field. Each week, Emmy-award winning segments such as the popular "Wired" tell

the story of the season and shed light on the personalities within the team. The show is hosted by Paul Calvisi and Dani Sureck (NBC 12 News, Saturday 6:30 PM)

"Cardinals Game Plan with Head Coach Jonathan Gannon" allows viewers to see and hear the inside story straight from the man in charge. Co-hosted by Calvisi and Ron Wolfley, the show will feature an in-depth look at key plays from the previous week's game with an eye on the upcoming opponent and the Cardinals plan for victory (NBC 12 News, Friday 6:30 PM)

"Cardinals Locker Room" will air immediately following Sunday Night Football on NBC and will provide all of the highlights and analysis from the Cardinals game as well as around the NFL. The program will include appearances from Cardinals players and coaches following the game (NBC 12 News, Sunday evenings following SNF\*)

\*Check weekly local listings for specific times or log on to [www.azcardinals.com](http://www.azcardinals.com) for up-to-date show-times.

### CARDINALS PODCASTS

Episodes of Cardinals Podcasts like The Dave Pasch Podcast, Cardinals Underground, Cardinals Cover 2, Big Red Rage and The Cardinals Red Sea Report can be downloaded via Apple Podcasts and Spotify. For the full listing of podcasts, visit [www.azcardinals.com/podcasts](http://www.azcardinals.com/podcasts).







## CARDINALS CHEERLEADERS

Whether it's performing at all Arizona Cardinals home games, community service involvement, appearances at other sporting and civic events, or just signing autographs, the Arizona Cardinals Cheerleaders are recognized throughout the country for their talent, exciting dance routines and professionalism.

The cheerleaders have performed throughout the United States, Mexico, and Canada.



## CARDINALS CHEERLEADERS

At the invitation of the Pentagon, the cheerleaders also have entertained U.S. military troops in Saudi Arabia, Kuwait, Bosnia, Egypt, Greenland, Kosovo, Bahrain and China.

Through their talent, showmanship, enthusiasm and dedication to their community and

country, the cheerleaders have established themselves as an integral part of the Cardinals organization.



## BIG RED

### Biography

**Hatched:** October 4, 1998

**Home:** State Farm Stadium

**Height:** 6'-4"

**Wingspan:** Seven feet

**Position:** Center (of attention!)

**Favorite Foods:** Bird seed and gummy worms (no chicken wings)

**Favorite Song:** "Bird Is The Word"

**Off The Field:** Big Red can be found throughout Arizona at schools, charity events, and birthday parties.







## INDEX

100-Yard Receiving Games.....	213-215	Miscellaneous Stats, 2023.....	204-205
100-Yard Rushing Games .....	211-212	New Seating Options in 2024.....	65
1947 Championship Team .....	244-245	NFL Calendar (2024-25).....	11
2023 Final Statistics.....	178	Offensive Rankings, Year-By-Year.....	359
300-Yard Passing Games .....	216-217	Ossenfort, Monti (Bio) .....	9-10
All-Time Roster, Alpha & Numerical.....	248-263	Overtime Games .....	362
Arizona's Family Partnership .....	73	Participation, 2023 .....	203
Assistant Coaches, All-Time .....	354-355	Passing Yards, Single-Game Best .....	208-209
Assistant Coaches (Bios) .....	14-42	PFWA Awards, 2023 .....	153
Athletic Training/Equipment/Video (Bios) .....	51-52	Player Bios, 2024 .....	59-176
Attendance Records, Game/Season .....	232	Player of the Week, All-Time .....	361
Awards (All-NFL/Postseason).....	363-365	Player Personnel (Bios).....	43-51
Bidwill, Michael J. (Bio).....	6-8	Playoffs, All-Time .....	233
Bidwill Coaching Fellowship .....	69	Postseason Records, Individual/Team .....	233-235
Big Red .....	383	PR Contacts (Cardinals) .....	384
Birthdays, Cardinals Players & Coaches .....	150	Preseason Results, All-Time .....	330-333
Broadcasting Info.....	381-382	Primetime Games, All-Time .....	352-353
Cheerleaders .....	383	Pro Bowlers, Alphabetical.....	360
Civics Matters Arizona (2024) .....	17	Pro Bowlers, By Year .....	359
Community Involvement .....	380	Quarterbacks, 1960-2023 .....	351
Daylight Saving .....	21	Radio Affiliates .....	381
Defensive Rankings, Year-By-Year .....	360	Receiving Yards, Single-Game Best.....	209
Defensive Statistics, 2023 .....	179-182	Records, Individual .....	217-225
Defensive Touchdowns, 1960-2023.....	349-350	Records, Team.....	229-232
Directory, Cardinals Staff.....	4-5	Results, Year-By-Year.....	266-329
Draft History .....	366-372	Retired Jerseys .....	264
Draft Party, 2024 .....	92	Ring of Honor Inductees.....	356-358
Game Summaries, 2023.....	186-202	Rod Graves Scouting Award .....	160
Game Summaries, Postseason in Arizona.....	236-241	Rushing Yards, Single-Game Best .....	207-208
Game-By-Game Stats, 2023.....	184-185	Sacks, Single-Game Bests .....	209
Gannon, Jonathan (Bio).....	12-13	Schoenfeld Memorial Press Box .....	333
Girls Flag Football, 2023 Award Winners.....	136	Shutouts, All-Time .....	347
Girls Flag Football, Live of Arizona's Family in 2024 .....	10	Spanish Broadcasts .....	382
Greatest Comebacks, All-Time.....	226-228	Special Teams Touchdowns, 1960-2023 .....	350
Hall of Fame Cardinals .....	263	State Farm Stadium, Info.....	374-377
Head Coaches, All-Time.....	354	Statistical Leaders, Year-By-Year .....	340-345
Headshots, Administrative Staff.....	53-57	Team-By-Team Results, NFL .....	334-339
Heritage at Sportsman's Park / BetMGM Sportsbook.....	378	Thanksgiving Games .....	353
High School Football 2023 Award Winners .....	111	Tillman Locker at Training Facility .....	379
History of Franchise .....	243-247	Tillman Memorial.....	379
Stadiums.....	114	Turnover Differentials, Year-By-Year .....	346
Longest Plays .....	209-211	Two-Point Conversions, All-Time .....	348
Longevity Records, Individual.....	225	Walls, Jeremy (Bio).....	11
Miscellaneous Records, Team .....	232		

## CARDINALS MEDIA RELATIONS CONTACTS

<b>Mark Dalton</b> .....	<b>Senior Vice President, Media Relations</b>
Direct Phone.....	.602/379-1720
E-mail.....	mdalton@cardinals.nfl.net
<b>Chris Melvin</b> .....	<b>Senior Director, Media Relations</b>
Direct Phone.....	.602/379-1882
E-mail.....	cmelvin@cardinals.nfl.net
<b>Mike Helm</b> .....	<b>Senior Manager, Media Relations</b>
Direct Phone.....	.602/379-1647
E-mail.....	mhelm@cardinals.nfl.net
<b>Clint Cohen</b> .....	<b>Coordinator, Corporate &amp; Football Communications</b>
Direct Phone.....	.602/379-1620
E-mail.....	ccohen@cardinals.nfl.net
<b>Jocelyn Jones</b> .....	<b>Media Relations Coordinator</b>
Direct Phone.....	.602/379-1724
E-mail.....	jjones@cardinals.nfl.net

**2024 Media Guide Credits:** Written and edited by the Arizona Cardinals Media Relations department: Mark Dalton, Chris Melvin, Mike Helm, Clint Cohen and Jocelyn Jones with special acknowledgement to all past Cardinals public and media relations staff members who have contributed to this publication through the years. Primary photography provided by Caitlyn Espes, Derrick Spencer, Gene Lower and Peter Vander Stoep. Special editorial and statistical assistance provided by Santo Labombarda and the Elias Sports Bureau as well as Pete Fierle and the Pro Football Hall of Fame. Additional editorial assistance from T.J. Troup and Michael Brenner.  
**Design:** Mike Chavez.

