

2025 TENNESSEE TITANS

MEDIA GUIDE

ASCENSION SAINT THOMAS SPORTS PARK

460 Great Circle Rd.

Nashville, TN 37228

615-565-4000

(same for training camp)

**NISSAN STADIUM/TICKET SALES**

One Titans Way

Nashville, TN 37213

615-565-4200 (Ticket Sales)

615-565-4300 (Nissan Stadium Administration)

Capacity: 69,143

Online: NissanStadium.com, TennesseeTitans.com/tickets**TITANS COMMUNICATIONS**

615-565-4100

Kate Guerra Vice President of Communications & Corporate Affairs

Evert Geerlings Vice President of Football Communications

Jim Wyatt Senior Writer/Editor

Dwight Spradlin Director of Football Communications

Jared Puffer Associate Director of Football Communications

Kaylee Connors Coordinator of Football Communications

Travis McDaniel Football Communications Assistant

Preston Anderson Communications Fellow

TITANS' OFFICIAL WEBSITEwww.TennesseeTitans.com**MOBILE APP**apps.yinzcam.com/nfl/ten**SOCIAL MEDIA**

Facebook: @titans

Instagram: @titans

TikTok: @titans

X: @titans

YouTube: /titans

ONLINE MEDIA RESOURCESwww.TennesseeTitans.com/mediawww.TennesseeTitans.com/mediaguide**TITANS COLORS**

Titans Blue (Pantone 279), Titans Navy (289), Titans Red (186), Titans Silver (877 metallic), White, DK Steel Grey (425), Wolf Grey (429)

DIVISION/CONFERENCE/LEAGUE TITLES

- Two AFL Championships (1960, 1961)
- One AFC Championship (1999)
- Four AFL Eastern Division Championships (1960, 1961, 1962, 1967)
- Four AFC South Division Championships (2002, 2008, 2020, 2021)
- Three AFC Central Division Championships (1991, 1993, 2000)
- Four AFL Championship Game Appearances (1960, 1961, 1962, 1967)
- Five AFC Championship Game Appearances (1978, 1979, 1999, 2002, 2019)
- One Super Bowl Appearance (XXXIV)
- 25 Playoff Appearances (1960, 1961, 1962, 1967, 1969, 1978, 1979, 1980, 1987, 1988, 1989, 1990, 1991, 1992, 1993, 1999, 2000, 2002, 2003, 2007, 2008, 2017, 2019, 2020, 2021)

TITANS/OILERS ALL-TIME RECORD**Regular Season: 479-515-6**

Home: 274-224-2

Road: 205-291-4

As Titans: 212-208-0

As Oilers: 267-307-6

Postseason: 17-23

Home: 6-7

Road: 11-15

Super Bowl (XXXIV): 0-1

2025 TITANS SCHEDULE**PRESEASON**

DAY	DATE	OPPONENT	TIME (CT)	TV
Saturday	Aug. 9	at Tampa Bay	6:30 p.m.	WKRN
Friday	Aug. 15	at Atlanta	6 p.m.	WKRN
Friday	Aug. 22	MINNESOTA	7 p.m.	CBS

REGULAR SEASON

DAY	DATE	OPPONENT	TIME (CT)	TV
Sunday	Sept. 7	at Denver	3:05 p.m.	FOX
Sunday	Sept. 14	L.A. RAMS	12 p.m.	CBS
Sunday	Sept. 21	INDIANAPOLIS	12 p.m.	CBS
Sunday	Sept. 28	at Houston	12 p.m.	CBS
Sunday	Oct. 5	at Arizona	3:05 p.m.*	CBS*
Sunday	Oct. 12	at Las Vegas	3:05 p.m.*	FOX*
Sunday	Oct. 19	NEW ENGLAND	12 p.m.*	CBS*
Sunday	Oct. 26	at Indianapolis	3:25 p.m.*	CBS*
Sunday	Nov. 2	L.A. CHARGERS	12 p.m.*	CBS*
Sunday	Nov. 16	HOUSTON	12 p.m.*	FOX*
Sunday*	Nov. 23*	SEATTLE	12 p.m.*	FOX*
Sunday*	Nov. 30*	JACKSONVILLE	12 p.m.*	CBS*
Sunday*	Dec. 7*	at Cleveland	12 p.m.*	FOX*
Sunday*	Dec. 14*	at San Francisco	3:25 p.m.*	FOX*
Sunday*	Dec. 21*	KANSAS CITY	12 p.m.*	CBS*
Sunday*	Dec. 28*	NEW ORLEANS	12 p.m.*	CBS*
TBD	TBD	at Jacksonville	TBD	TBD

* Subject to flex scheduling

All games on Titans Radio

FRANCHISE TIMELINE

1960–1996	Houston Oilers
1997	Team Relocates from Houston to Nashville
1997	Tennessee Oilers (Liberty Bowl, Memphis)
1998	Tennessee Oilers (Vanderbilt Stadium, Nashville)
1999–Present	Tennessee Titans (Nissan Stadium, Nashville)

FRANCHISE CAREER RECORD HOLDERS

Rushing Yards	Eddie George (1996–2003)	10,009
Passing Yards	Warren Moon (1984–1993)	33,685
Receiving Yards	Ernest Givins (1986–1994)	7,935
Receptions	Ernest Givins (1986–1994)	542
Interceptions	Jim Norton (1960–1968)	45
Sacks	Elvin Bethea (1968–1983)	105
Field Goals	Al Del Greco (1991–2000)	246
Points	Al Del Greco (1991–2000)	1,060
Touchdowns	Derrick Henry (2016–2023)	93
Wins (Coach)	Jeff Fisher (1994–2010)	147
Wins (QB)	Steve McNair (1995–2005)	81

FRANCHISE SEASON RECORD HOLDERS

Rushing Yards	Derrick Henry (2020)	2,027
Passing Yards	Warren Moon (1991)	4,690
Receiving Yards	Charlie Hennigan (1961)	1,746
Receptions	Charlie Hennigan (1964)	101
Interceptions	Fred Glick (1963)	12
	Mike Reinfeldt (1979)	12
Sacks	Elvin Bethea (1973)	17
Field Goals	Al Del Greco (1998)	36
Points	Ryan Succop (2017)	136
	Al Del Greco (1998)	136
Touchdowns	Earl Campbell (1979)	19



MEDIA GUIDE TABLE OF CONTENTS

TEAM INFORMATION (2-7)

Fingertip Information	2
Table of Contents	3
Staff Directory	4-7

TITANS EXECUTIVES (8-18)

Amy Adams Strunk	9
Burke Nihill	10
Chad Brinker	11
Mike Borgonzi	12
Adolpho Birch	13
Haley Davidson	13
Vin Marino	14
Andrew McIntyre	14
Reggie McKenzie	15
Shannon Myers	16
Adam Nuse	16
Erin Swartz	17
Dan Werly	17
Dave Ziegler	18

COACHING STAFF (19-57)

Brian Callahan	20-21
John Fassel	22-23
Nick Holz	24-25
Dennard Wilson	26-27
Dylan Autenrieth	27
Brian Bell	28
Ben Bloom	29
Trevor Browder	30
Frank Bush	31-32
Kylan Butler	32
Bill Callahan	33-34
Steve Donatell	35
Scott Fuchs	36
Bo Hardegree	37
Steve Jackson	38
Matt Jones	39
Tom Jones	40
Randy Jordan	40-41
Lori Locust	42
Mark Lovat	43
Payton McCollum	44
Mike McCoy	45
Tony Oden	46-47
Tracy Rocker	47-48
John Shaw	49
Travis Smith	50
Rayna Stewart	51-52
Luke Stocker	53
Grant Thorne	54
Tyke Tolbert	55-56
Zac Woodfin	57

PLAYER BIOS (58-278)

Rosters	59-65
Alphabetical	59-60
Numerical	60-62
Pronunciation Guide	62
Positional	63-64
How They Were Built	65
Brandon Allen	66-69
Elic Ayomanor	70-71
Darrell Baker Jr.	72-73
Cody Barton	74-76
Philip Bliidi	77
Tim Boyle	78-81
Chandler Brewer	82-83
Kendell Brooks	84-85
Mike Brown	86-87
Jarvis Brownlee Jr.	88-89
Treyton Burks	90-92
Amari Burney	93-94
Julius Chestnut	95-97
Keondre Coburn	98-99
Morgan Cox	100-102
Brandon Crenshaw-Dickson	103
Lloyd Cushenberry III	104-105
Drake Dabney	106
Chimere Dike	107-108

Colton Dowell	109-110
Jaelyn Duncan	111-112
Desmond Evans	113
Ali Gaye	114-115
David Gbenda	116
Cedric Gray	117-118
Blake Hance	119-120
Jaylen Harrell	121-122
Jermari Harris	123
Marcus Harris	124-125
Johnny Hekker	126-131
Gunnar Helm	132-33
Amani Hooker	134-138
Timmy Horne	139-140
Cam Horsley	141
Jha'Quan Jackson	142-143
Curtis Jacobs	144-145
Brenden Jaimes	146
Jermar Jefferson	147-148
Van Jefferson	149-151
Gabe Jeudy-Lally	152-153
Dre'Mont Jones	154-157
Sebastian Joseph-Day	158-161
Arden Key	162-165
Jalen Kimber	166
Mason Kinsey	167-169
JC Latham	170-171
Titus Leo	172-173
Corey Levin	174-175
Will Levis	176-179
Clarence Lewis	180
Tyler Lockett	181-186
James Lynch	187-189
David Martin-Robinson	190-191
Roger McCreary	192-194
Jordan Mims	195-196
Dan Moore Jr.	197
Kalel Mullings	198-199
Sam Mustipher	200-201
Thomas Odukoya	202-203
John Ojukwu	204
Chig Okonkwo	205-207
Oluwafemi Oladejo	208-209
Bryce Oliver	210-211
Devonte O'Malley	212
Anfernee Orji	213-214
Amani Oruwariye	215-217
Mark Perry	218
Tony Pollard	219-223
James Proche II	224-225
Isaiah Raikes	226
Otis Reese IV	227-228
Xavier Restrepo	229
Calvin Ridley	230-233
Davion Ross	234
Andrew Rupcich	235
TJ Sheffield	236
Jeffery Simmons	237-243
Peter Skoronski	244-245
Jackson Slater	246
Joey Slye	247-249
L'Jarius Sneed	250-253
Tyjae Spears	254-256
T'Vondre Sweat	257-259
Olisaemeka Udoh	259-260
Cameron Ward	261-263
Carlos Watkins	264-266
Josh Whyle	267-268
James Williams Sr.	269-270
Kevin Winston Jr.	271
Julius Wood	272-273
Xavier Woods	274-276
Kevin Zeitler	277-278

2024 REVIEW (279-328)

2024-25 Transactions	280-83
Participation Chart	284-285
Regular Season Stats	286
Regular Season Defensive Stats	287

Game-by-Game Team Stats	288-289
Game-by-Game Starters	290
Game-by-Game Leaders	291
Game-by-Game Individual Stats	292-307
Field Goals and Scoring	308-311
Game Summaries	312-328

RECORDS (329-352)

All-Pro and Pro Bowl Leaders	330
League Season Leaders	330
Leaders by Category	331-335
Year-by-Year Leaders	335-339
Individual Records	340-351
Team Records	352-359
Two-Point Conversions	359-361
Shutouts	361
Game-Winning Field Goals	362
All-Time Return Touchdowns	362-364
Top Performances	364-371
100-Yard Rushing Games	364-366
300-Yard Passing Games	366-367
100-Yard Receiving Games	367-369
Career 100- and 300-Yard Games	370
Top Performances by Teammates	371
Largest Win/Loss Margins	372

HISTORY (373-562)

Year-by-Year Stats, 1960-2023	374-438
Preseason	439-441
All-Time Summary	439
Year-by-Year Results	439-444
Titans vs. the NFL	442-449
Summary	442
Team-by-Team Results	443-449
Titans and the NFL Draft	450-465
All-Time First-Rounders	450
All-Time Selections	451-464
Picks by University	465
Trade History, 1997-2025	466-473
Free Agency History	474-476
All-Time Coaches Roster	477
Head Coaches Summary	478
All-Time Player Roster	479-489
All-Time Jersey Numbers	489-498
Practice Squad Players	499-501
NFL Europa Players	502
Starting Quarterback Summary	502
Year-by-Year Starting Quarterbacks	503-509
Honors	509-517
All-Pro Selections	509-513
Pro Bowl Selections	513-514
Miscellaneous Honors	514-517
Titans/Oilers Hall of Fame & Ring of Honor	518
Pro Football Hall of Famers	519-529
Retired Jersey Numbers	530
Oilers Logo History	531
Stadium History	532
Historical Highlights	533-550
Win/Loss Records	551-553
Home/Away Records	551
Month-by-Month Records	552
Situational Win-Loss Records	553
Hottest/Coldest Games	553
Primetime Results	554-555
Overtime History	556-558
All-Time Offensive Yards/Rankings	559
All-Time Defensive Yards/Rankings	560
Attendance	561-562

PLAYOFF HISTORY (563-605)

Franchise Playoff Game History	564
All-Time Playoff Leaders	565
Individual Records	566-571
Team Records	571-576
Big Days/Playoffs	576
Game Summaries	577-605



TITANS STAFF DIRECTORY

OWNERSHIP

Amy Adams Strunk Controlling Owner/Board of Directors Co-Chairman
Kenneth S. Adams Board of Directors Co-Chairman
Barclay Adams
Susan Lewis

BUSINESS EXECUTIVE LEADERSHIP

Burke Nihill President & Chief Executive Officer
Adolpho Birch III Senior Vice President and Chief External & League Affairs Officer
Haley Davidson Chief of Staff
Andrew McIntyre Senior Vice President, Technology & Innovation
Shannon Myers Senior Vice President & Chief Financial Officer
Adam Nuse Senior Vice President & Chief Revenue Officer
Erin Swartz Senior Vice President, Brand Marketing
Dan Werly Senior Vice President & Chief Operating Officer

FOOTBALL EXECUTIVE LEADERSHIP

Chad Brinker President of Football Operations
Mike Borgonzi General Manager

COACHING

Brian Callahan Head Coach
John Fassel Special Teams Coordinator
Nick Holz Offensive Coordinator
Dennard Wilson Defensive Coordinator
Ben Bloom Outside Linebackers Coach
Frank Bush Linebackers Coach
Bill Callahan Offensive Line Coach
Bo Hardegree Quarterbacks Coach
Steve Jackson Secondary & Safeties Coach
Randy Jordan Running Backs Coach
Tony Oden Defensive Passing Game Coordinator
Tracy Rucker Defensive Line Coach
Travis Smith Run Game Coordinator
Luke Stocker Tight Ends Coach
Tyke Tolbert III Wide Receivers Coach
Dylan Autenrieth Defensive Quality Control Assistant Coach
Trevor Browder Offensive Assistant Coach
Kylan Butler Offensive Assistant Coach
Steve Donatell Defensive Assistant Coach
Scott Fuchs Offensive Line Assistant Coach
Matt Jones Offensive Assistant Coach
Tom Jones Assistant to the Head Coach
Lori Locust Defensive Quality Control Assistant Coach
Payton McCollum Assistant Wide Receivers Coach
Michael McCoy Offensive Assistant Coach
Kevin Perez Coaching Assistant
Rayna Stewart II Special Teams Assistant Coach

COMMUNICATIONS

Kate Guerra Vice President, Communications & Corporate Affairs
Evert Geerlings Vice President, Football Communications
Dwight Spradlin Director, Football Communications
Jared Puffer Associate Director, Football Communications
Jim Wyatt Senior Writer & Editor
Kaylee Connors Coordinator, Football Communications
Travis McDaniel Assistant, Football Communications

Preston Anderson Communications Fellow

EQUIPMENT OPERATIONS

Joey Barranco Director, Equipment Operations
Matt Thompson Senior Manager, Equipment Operations
Jerome Kline Coordinator, Equipment Technology
Trey Reid Assistant, Equipment Operations

FOOTBALL ADMINISTRATION

Vin Marino Senior Vice President, Football Administration
Leland Taylor Director, Football Administration
Bryce Wasserman Chief of Staff, Football Operations
Nicole Kesten Assistant to the President, Football Operations

FOOTBALL INFORMATION SYSTEMS

Adam Bondi Director, Football Information Systems
Matt Iammarino Football Analytics Developer
David Pelo Full Stack Software Engineer

FOOTBALL RESEARCH AND DEVELOPMENT

Sarah Bailey Director, Football Research and Development
Erin Psajdl Davis Coordinator, Football Research and Development
Alex Rogers Football Data Analyst

FOOTBALL STRATEGY

Scott Cohen Director, Football Strategy
Rob Riederer Director, Game Management & Strategic Initiatives

FOOTBALL VIDEO OPERATIONS

Joey Glennon Jr. Director, Video Operations
Tyler Woodruff Manager, Video Operations
Rylan Ballou Assistant, Video Operations
Alec Lambert Assistant, Video Operations

PLAYER ENGAGEMENT

Chic Ejiasi Director, Player Engagement
Ansley Moore Director, Player & Family Affairs

PLAYER PERSONNEL

Dave Ziegler Assistant General Manager
Reggie McKenzie Vice President/Football Advisor
Dan Saganey Vice President, Player Personnel
Jon Salge Director, Player Personnel
Kevin Turks Director, Pro Personnel
Mike Boni Assistant Director, College Scouting
Dale Thompson Assistant Director, College Scouting
Sam Summerville Senior National Scout
Casey Callahan College Scout
T.J. Earley College Scout
Matt Miller College Scout
Kalan Reed College Scout
Jack Turner College Scout
Wes Slay College Scout
Keenan Agnew Pro Scout
Patrick Woo Coordinator, Scouting
Alex Kline Assistant, Scouting



TITANS STAFF DIRECTORY

Geo Leins Assistant, Scouting
Kristen Van Iderstine . . . Executive Assistant to the General Manager

SECURITY

Benny Allen Director, Team Security
Craig Smith Manager, Security
Sarah Lund Senior Coordinator, Security
Michael Hamilton Coordinator, Security
Jeb Johnston Coordinator, Security
Enoch Lankford Coordinator, Security

SPORTS FIELD

Terry Porch Director, Sports Field
Michael Henry Manager, Sports Field
Dudley Johnson Manager, Sports Field
Zachary McPherson . . . Assistant, Sports Field
Chris Olson Assistant, Sports Field
Elijah Potter Assistant, Sports Field
Joey Thomas Assistant, Sports Field

SPORTS MEDICINE

Matt Gregg Director, Sports Medicine
Dan Lynch Assistant Athletic Trainer & Senior Physical Therapist
Brett Sigley Assistant Athletic Trainer & Physician Assistant
Rachel Hunt Assistant Athletic Trainer & Physical Therapist
Cam Baker Assistant, Athletic Trainer
Jon Takahashi Assistant, Athletic Trainer
Clay Taylor Assistant, Athletic Trainer
Regan Chapman Intern, Athletic Training
Xavier Normand Intern, Athletic Training
Dr. John Williams Head Team Physician
Dr. Damon Petty Head Team Orthopedic Surgeon
Dr. Thomas Byrd Team Orthopedic Surgeon
Dr. Daniel Lamar Team Orthopedic Consultant
Dr. John Zvijac Team Orthopedic Consultant
Dr. Ethan Kellum Team Orthopedist/Stem Cell Specialist

SPORTS PERFORMANCE

Zac Woodfin Director, Sports Performance
Brian Bell Assistant Director, Sports Performance
Mark Lovat Assistant, Strength & Conditioning
John Shaw Assistant, Sports Performance & Speed Development
Grant Thorne Assistant, Strength & Conditioning
Lauren Silvio Nutrition Coordinator
Lauren Antle Nutrition Assistant

TEAM DEVELOPMENT

Chip Pugh Director, Team Development

TEAM OPERATIONS

Chris Matussek Vice President, Team Operations
Nick Hardesty Senior Manager, Team Operations
Luke Morrow Senior Manager Team Operations
David Maynor Manager, Football Facilities & Team Operations
Kieran Gilbert Assistant, Team Operations

BRAND & CREATIVE

Charles Jensen Vice President, Creative
Nate Bain Director, Social Media
Julia Bender Director, Project Management
Nik Conklin Director, Original Content
Donald Page Director, Team Photography
Amie Wells Director, Broadcasting
Christine Zambetti Director, Design
Taylor Zarzour Broadcaster
Allie Mobley Project Manager
Katie Moseley Manager, Social Media
Todd Gray Senior Producer, Original Content
Michael Fertig Senior Producer, Original Content
Maggie Roberts Production Coordinator, Original Content
Darrell Hughes Producer, Broadcasting
Israel Vaides Producer, Original Content
Troy Wisneski Producer, Original Content
Katelyn Carney Graphic Designer
Jessie Rogers Photographer
Tiara Gillespie Coordinator, Social Media
Jack Mummert Coordinator, Broadcast Production
Max Walsh Assistant, Broadcasting
Jules Velliquette Associate Producer, Original Content
Beau Brune Photography Fellow
Vincent King Graphic Design Fellow
Avery Meder Social Media Fellow
Brady Palmer Original Content Fellow
Chloe Smarz Broadcast Fellow
Kam Watson Graphic Design Fellow

BUSINESS STRATEGY & ANALYTICS

Cam Cooper Vice President, Strategy & Analytics
Josh Foster Manager, CRM
Cody King Manager, Data & Analytics
Parker Shelton Manager, Financial Planning & Analysis
Sara DeVene Coordinator, CRM
Brandt Callahan Data Analyst
Noah Haworth Strategy & Analytics Fellow

CAUSE MARKETING

Josh Corey Vice President, Cause Marketing
Caroline Palmer Senior Manager, Alumni & Cause Marketing
Keith Bremer Manager, Football Development & Cause Marketing
Brooke Johnson Coordinator, Cause Marketing
Gabe McFerrin Coordinator, Football Development & Cause Marketing
Liliana Mazawey Cause Marketing Fellow

CLIENT SERVICES & HOSPITALITY

Stephanie Atkins Vice President, Client Services & Hospitality
Erica Gallardo Senior Director, Membership Services
Haley Miller Director, Client Services & Hospitality
Jamie Parham Director, Premium Sales & Services
Kady Cox Associate Director, Premium Services
Jacob Carli Manager, Membership Services
Taylor Dawson Manager, Titans House Experience
Cameron Faulkner Manager, Premium Sales
Cat Hunt Manager, Client Services & Hospitality



TITANS STAFF DIRECTORY

Katie Kudrna Coordinator, Client Services & Hospitality
 Caroline Brennan Coordinator, Client Services & Hospitality
 Nathan Brubaker Coordinator, Premium Sales & Services
 Drew Nipper Senior Account Executive, Membership Services
 - Titans House
 Meg Hartley Account Executive, Membership Services
 Makalyn Heaslett Account Executive, Membership Services
 Myah Menfee Account Executive, Membership Services
 Riley Titsworth Account Executive, Membership Services
 Camden Johnson Client Services & Hospitality Fellow

CORPORATE PARTNERSHIPS

Brad McClanahan Vice President, Corporate Partnerships
 Patrick Scully Senior Director, Corporate Partnerships
 Kaity Diskerud Director, Business Solutions
 Amanda Lockwood Director, Partnerships
 Drew Silver Director, Business Development
 Ellen Graham Manager, Corporate Partnerships Activation
 Helen Roddey Manager, Corporate Partnerships Activation
 Shin Nagahama Manager, Corporate Partnerships
 Jack Babuka Coordinator, Corporate Partnerships Activation
 Lauren Van Stone Coordinator, Corporate Partnerships Activation
 Jake Johnson Associate, Sales & Solutions
 Darryl Williams Corporate Partnerships Fellow

ENTERTAINMENT & FAN ENGAGEMENT

Jenny DeLoach Vice President, Entertainment & Fan
 Engagement
 David Schindler Senior Director & Executive Producer, Event
 Presentation & Production
 Jackie Goodwin Director, Branded Programming & Presentation
 Chris Lee Manager, Fan Engagement
 Shaala Mosley Manager, Brand Extensions
 Justin Sullivan Manager, Mascot
 Steve Wisinski Manager, Gameday Content & Presentation
 CJ Zavada Coordinator, Fan Engagement
 Madison Wallace Entertainment & Fan Engagement Fellow
 Gabe Wilson Mascot Fellow

EXTERNAL & LEAGUE AFFAIRS

Tina Ruffin Vice President, Engagement
 Josh Vaughn External & League Affairs Fellow

FINANCE

Patrick Byrd Vice President, Finance
 Sandi Krzynski Director, Controller
 Mac Maguire Manager, Tax & Compliance
 Kendall Miller Manager, Accounting
 LeeAnder Holden Coordinator, Accounting
 Makayla Gagnon Coordinator, Accounts Payable
 Michael Sanderson Coordinator, Accounting

LEGAL

Valeria Williams Vice President, General Counsel
 John Shumate Associate General Counsel
 Jasmine Francis Coordinator, Legal
 Steve Underwood Advisor to the Controlling Owner

MARKETING STRATEGY & INSIGHTS

Jordan McCarren Vice President, Marketing - Advertising &
 Analytics
 Mary Overend Senior Director, Digital & Lifecycle Marketing
 Jeff Harding Director, Digital Strategy
 Catie Hopkins Director, Marketing
 Claire Stefanelli Senior Manager, Digital Marketing
 Alyssa Gallegos Manager, Marketing
 Gabrielle Harman Manager, Marketing
 Zach Jones Manager, Email Marketing
 Emily Kennedy Manager, Consumer Insights
 Estrella Bencomo Coordinator, Digital Platforms
 Brandon Do Coordinator, Email Marketing
 Molli Hillman Marketing Fellow
 Max Murphy Marketing Fellow

ONE COMMUNITY

Johari Matthews Vice President & Executive Director, ONE
 Community & Titans Foundation
 Miranda McDonald Director, ONE Community Programs
 Spencer Shore Manager, Development & ONE Community
 Partnerships
 Sydney Brooks ONE Community & Titans Foundation Fellow

PEOPLE & CULTURE

Allie Lessmiller Vice President, People & Culture
 Hailey Langowski Director, Benefits & Compensation
 Ryan Thramer Director, Benefits & Compensation
 Shannon McPeters Director, Payroll Services
 Susanna Adams Manager, Employee Engagement
 Erin Martindale People & Culture Generalist
 Morgan Gellner People & Culture Fellow

SPECIAL EVENTS

Chelsea Lipocky Head of Stadium, Revenue & Strategy
 Dan Boyd Vice President, Special Events
 Rachel Guymon Director, Special Events Sales
 Courtney Taylor Manager, Special Event Services
 Lydia Urban Manager, Special Event Sales
 Jaylan Brown Coordinator, Special Events Services
 Mary Darden Shears Special Events Fellow

STADIUM EVENTS & EXPERIENCE

Ashlee Stokely Head of Stadium, Operations & Experience
 David Haywood Senior Director, Security - Event & Facilities
 Sam Apple Director, Stadium Experience
 Austin Mitchell Director, Stadium Events
 Gabby Bardfield Manager, Stadium Events
 Larry Burcher Manager, Event Logistics & Operations
 Les Carlisle Manager, Security – Stadium Transportation
 Safety
 Colleen Coomes Manager, Stadium Events
 Liz Hall Manager, Team Member Experience
 James Strohmeier Manager, Security – Stadium Compliance &
 Operations
 Travis Williams Manager, Guest Experience
 Jeni Zahn Manager, Security – Stadium Credentialing &
 Operations
 Haile Cook Coordinator, Stadium Experience
 Matthew McCloy Coordinator, Guest Safety



TITANS STAFF DIRECTORY

Alexa Jakubowitz Stadium Experience Fellow
Dominic Porcaro Stadium Events Fellow

STADIUM OPERATIONS

Bob Flynn Vice President, Facilities & Game Day Operations
Jeremy Wells Senior Director, Stadium Operations
Kellen DeCoursey New Stadium Project Executive
James Arel Senior Manager, Stadium Operations & Sustainability
George Sargent Senior Manager, Engineering
Wray Gabelmann Senior Coordinator, Stadium Operations
Alejandro Rodriguez Coordinator, Stadium Operations
Scot Baldwin Electrician
Dustin Rogers Plumber
Samuel Uldrich Maintenance Technician
Jerry Woodall Maintenance Technician
Tim Young Maintenance Technician
Jim Bohling Operations Technician
Clifford Thomas Operations Technician
Megan George Stadium Operations - Sustainability Fellow

STRATEGIC OPERATIONS

Ginny Needham Associate Chief of Staff
Carter Speers Director, Strategic Operations
Jaeleigh Griffey Project Manager
Maddie Burnett Office Manager
Teresa Beech-Brewer Receptionist
Leticia Johnson Manager, Strategic Operations
Katie Lilford Administrative Officer
TJ Lane Strategic Operations Fellow

TECHNOLOGY AND INNOVATION

Russ Hudson Vice President, Information Technology
Canton Cooper Senior Director, Information Technology
Tommy Francis Senior Director, Enterprise Applications
Brian Myers Senior Director, Production, Broadcast & Technology
Ken Buker Director, DevOps
Paul Fenner Director, Systems Administration
Rob Sternberg Director, Stadium & Studio Production
Matthew McElroy Senior Audio Systems Engineer
Jacob Heinrich Manager, Data & ETL Engineer
Derek Amelunke Manager, Security & Facility Technology
Anthony King Manager, Information Technology Service Team
Robert Togliatti Manager, Production & A/V
Philip Holley Cybersecurity Analyst
Dustin Thomas Network Engineer
Calvin Conaway A/V Engineer
Colton Belmondo Infrastructure & Security Administrator
Fabian Ortiz Technology Support Specialist
Argenis Paredes-Macedo IT Service Desk Analyst
Bradnon Bagwell Production, Broadcast & Technology Fellow
Robert Brundage-Moore Information Technology Fellow
Megan Healy Information Technology Fellow

TICKET OPERATION & STRATEGY

Chris Sprunger Vice President, Ticket Operations & Strategy

Lauren Dilger Director, Ticket Operations – Stadium Events & Finance
Matt Mango Director, Ticket Sales
Matt Youtsey Director, Ticket Operations
Bryanna Graham Manager, Group Sales
Jordan Johnson Manager, Inside Sales
Justin Serovich Manager, Ticket Operations - Events
Burke Dugan Coordinator, Ticketing Contract Compliance
Leah Makuch Coordinator, Ticketing Finance
Hailey Schmitt Coordinator, Ticket Operations
Megan Witt Coordinator, Ticketing Finance
Kevin Larney Account Executive, Group Sales
Natalie Logan Account Executive, Group Sales
Ryan Ruff Account Executive, Group Sales
Wyatt Gatewood Inside Sales Executive
Jack Gentry Inside Sales Executive
Sophia Goossen Inside Sales Executive
Alex Ann Heim Inside Sales Executive
Micah Moore Inside Sales Executive
Sasha Soriano Inside Sales Executive
Brandon Turner Inside Sales Executive
Lyndi Vantiger Inside Sales Executive

TITANS HOUSE

Jim Rice Vice President, Ticket Sales
Andy Bradshaw Senior Director, Premium Sales & Development
Joey Meredith Senior Director, Ticket Sales
Ali MirRasekhian Senior Manager, Premium Sales New Nissan Stadium
Tramaine Parks Manager, Ticket Sales
Tyler Gerstein Manager, Ticket Sales
Leah Cover Manager, Premium Sales New Nissan Stadium
Jordan Crane Manager, Premium Sales New Nissan Stadium
Jackson Duncan Senior Sales Consultant, New Nissan Stadium
Michael Kiel Senior Sales Consultant, New Nissan Stadium
Kevin Kummerow Senior Sales Consultant, New Nissan Stadium
Dan Schaefer Senior Sales Consultant, New Nissan Stadium
Carli Anderson Sales Consultant, New Nissan Stadium
Nicolas Clark Sales Consultant, New Nissan Stadium
Easton Cornelius Sales Consultant, New Nissan Stadium
Claudia Davis Sales Consultant, New Nissan Stadium
Julian Dais Sales Consultant, New Nissan Stadium
Alexa DiGiorgio Sales Consultant, New Nissan Stadium
Brooke Dubler Sales Consultant, New Nissan Stadium
Sara Gonzalez Sales Consultant, New Nissan Stadium
Nick Gorski Sales Consultant, New Nissan Stadium
Sam Hutcheson Sales Consultant, New Nissan Stadium
Fletcher Meyers Sales Consultant, New Nissan Stadium
Kyle Richards Sales Consultant, New Nissan Stadium
Daniel Schaefer Sales Consultant, New Nissan Stadium
Mike Scharfenberg Sales Consultant, New Nissan Stadium
Seth Suckow Sales Consultant, New Nissan Stadium
Olivia Torres Sales Consultant, New Nissan Stadium
Chris Tracy Sales Consultant, New Nissan Stadium
Cameron Vinson Sales Consultant, New Nissan Stadium
Brandon Yunker Sales Consultant, New Nissan Stadium



TENNESSEE TITANS

EXECUTIVES



AMY ADAMS STRUNK

CONTROLLING OWNER/
BOARD OF DIRECTORS CO-CHAIRMAN



Amy Adams Strunk is the Controlling Owner of the Tennessee Titans. She assumed the role of controlling owner in March 2015 and also serves as co-chairman of the franchise's Board of Directors.

Daughter of Titans franchise founder K.S. "Bud" Adams, Jr., Adams Strunk was raised on football and is proud of her father's role in co-founding the American Football League and the decades of leadership he provided within the National Football League. Her goal is to build upon that legacy and establish the Titans as one of the league's elite franchises.

In her time as controlling owner, Adams Strunk transformed the franchise. The Titans went from a three-win team in 2015 to posting six consecutive winning seasons (2016-21), a trip to the AFC Championship game in 2019, back-to-back division titles (2020, 2021), and the top seed in the AFC in the 2021 NFL Playoffs.

Adams Strunk's dedication to enabling a modern, innovative business has facilitated significant growth in the organization's staff, increasing by over 150 percent since 2015. Over the years, she has committed significant resources to upgrade Nissan Stadium and the team's headquarters, Ascension Saint Thomas Sports Park. In 2023, her direction was instrumental in state and local government approval of a new, enclosed stadium on the east bank of the Cumberland River, which is slated to open in 2027.

In the spring of 2018, she collaborated with Nashville city officials to secure the 2019 NFL Draft for downtown Nashville. The Titans and the NFL transformed lower Broadway into one of the most dynamic and successful drafts in NFL history.

Impacting communities has also been an important centerpiece of her ownership tenure, with both monetary and in-kind donations pledged to the Waverly community after its 2021 flooding disaster, tornado relief to Middle Tennessee in 2022, local business support during the effects of COVID-19, and a number of other causes benefitting the Nashville and greater Tennessee communities.

A graduate of the University of Texas with a degree in history, Adams Strunk is an avid horse enthusiast whose other interests include farming, ranching, tennis, and a variety of other outdoor activities.

She is married to her husband, Bill. She has three children, Tracy, Tommy, and Blanche, who are all avid sports fans and outdoor enthusiasts.



Amy Adams Strunk with Brian Callahan and Chad Brinker during the 2025 NFL Draft.

BURKE NIHILL

PRESIDENT AND CEO



Burke Nihill is President and Chief Executive Officer for the Tennessee Titans. During his time with the Titans, Nihill has overseen the team's bid for Nashville's record-breaking 2019 NFL Draft; the expansion and renovation of Ascension Saint Thomas Sports Park, the Titans practice facility; and the approval, design, and construction of the team's new, enclosed stadium as the anchor of a transformational new town center on Nashville's East Bank.

Among his first projects as CEO, Nihill led the team's development of a new mission statement – "Win, Serve, Entertain" – which has become a centering statement for the franchise. The statement guides strategy and decision-making throughout the organization, from the football team and content creators to human resources and fan engagement.

In his previous roles with the team, Burke led the club's legal and human resources functions and worked on club initiatives related to state and

local government, company culture, and general business planning and strategy for both the Titans and Nissan Stadium.

Before joining the Titans, Burke worked in various legal and management roles across a range of industries, including technology, big-box retail and professional services.

Nihill was recently named 'Most Admired CEO' by the Nashville Business Journal. He also serves on the Board of Directors at the United Way of Greater Nashville, Nashville Convention & Visitors Corp., Belmont University, Nashville Chamber of Commerce, and Nashville Major Events Committee.

He resides in the Nashville area with his wife, Holly, and their three children.



Burke Nihill speaking at the New Nissan Stadium groundbreaking.

CHAD BRINKER

PRESIDENT, FOOTBALL OPERATIONS



Chad Brinker serves as President of Football Operations for the Tennessee Titans. He joined the Titans in 2023 as Assistant General Manager before being promoted to his current position in 2024. As President of Football Operations, Brinker provides executive leadership and direct oversight for the entire football staff, reporting directly to Titans Controlling Owner Amy Adams Strunk.

Since his arrival in Tennessee, Brinker's progressive approach has led to several initiatives aimed at moving the organization forward. He spearheaded the club's extensive search for a new general manager in 2025, resulting in the hiring of Mike Borgonzi. Brinker was also a pillar in the team's comprehensive search for Head Coach Brian Callahan in 2024. Additionally, he reshaped and refined the foundation of the team's analytics department from the ground up, while building and executing the 2024 and 2025 offseason strategies for player acquisitions in both free agency and the draft.

An NFL personnel veteran, Brinker embodies core strengths focused in executive leadership, strategic operations, financial analysis, and talent evaluation. His dual background in football operations merged with a business acumen gained from an MBA at Northwestern University's Kellogg School of Management further developed his skills as a team builder and strategic leader both on and off the field.

Prior to joining the Titans, Brinker spent 13 years with the Green Bay Packers in a variety of roles as a talent evaluator and strategic counselor to Packers leadership. In his initial season with the Packers, he collected his first Super Bowl championship when the team defeated the Pittsburgh Steelers in Super Bowl XLV.

Throughout his experience with the Packers, he served as a pro and college scout; led strategy for unrestricted free agency and undrafted free agent processes; handled player contracts, salary cap administration, and roster management; and advised the General Manager and Executive Vice President of Football Operations on team needs in free agency and drafts, always with an eye on long-term vision. The Packers won the NFC North Division eight times and drafted 13 Pro Bowl Players during his tenure.

Brinker also owns corporate business experience with two Fortune 100 companies in the pharmaceutical and medical device industries. He serves as an Executive Council Member on the Freed-Hardeman University President's Council and has shared his expertise as a guest lecturer in the Sports Marketing program at Freed-Hardeman and the Sports Administration program at his alma mater, Ohio University.

A native of Martins Ferry, Ohio, Brinker first entered the NFL in 2003 as an undrafted free agent running back with the New York Jets. He holds two degrees from Ohio University, including a master's degree in sports administration, where he was a two-sport athlete and a two-time All-Mid-American Conference selection at running back. He was also selected as Ohio University's Male Athlete of the Year in 2003.

Brinker and his wife, Rachelle, have three children. In addition to prioritizing time with his family, he enjoys reading, teaching, traveling, and spending time outdoors.

CHAD BRINKER'S TIMELINE

EXECUTIVE TIMELINE

- 2024-25:** President of Football Operations – Tennessee Titans
- 2023:** Assistant General Manager – Tennessee Titans
- 2021-22:** Personnel/Football Administration Executive – Green Bay Packers
- 2018-20:** Assistant Director of Pro Scouting/Salary Cap Analyst – Green Bay Packers
- 2012-17:** Pro Scout – Green Bay Packers
- 2010-11:** Scouting Assistant – Green Bay Packers
- 2009:** Scouting Intern – Green Bay Packers

PLAYING TIMELINE


- 2004:** Cologne Centurions – NFL Europe
- 2003-04:** New York Jets
- 1998-02:** Ohio University

EDUCATION

- 2021:** Northwestern University – Master of Business Administration at the Kellogg School of Management
- 2014:** Ohio University – Master of Sports Administration
- 2003:** Ohio University – Bachelor of Specialized Studies

MIKE BORGONZI

GENERAL MANAGER



Mike Borgonzi was named the 15th General Manager in franchise history on Jan. 17, 2025.

Borgonzi arrived in Tennessee with 16 years of experience with the Kansas City Chiefs. During his final four seasons in Kansas City, he served as Assistant General Manager.

"Mike's experience speaks for itself: he has been part of the core team that delivered five AFC championships and three Super Bowls over the past six seasons," said Titans Controlling Owner Amy Adams Strunk. "It's the type of standard I want to build here in Tennessee. I know we have a lot of work ahead of us, and I'm excited for Mike to get started."

"During Mike's 16 years in the league, he has been a key part of transforming the Chiefs from a two-win team to a three-time Super Bowl champion," said Titans President of Football Operations Chad Brinker. "During our meetings, he articulated a clear plan to build a championship standard in Nashville through consistency, discipline and hard work. I've admired him for many years and I'm thrilled to add him to the team as our general manager."

During Borgonzi's time in Kansas City, he contributed to 12 playoff seasons (2010, 2013, 2015-24) and 10 AFC West titles (2010, 2016-24). Borgonzi helped construct a roster over a five-season span that won the AFC five times (2019-20, 2022-24) and captured three Super Bowl championships (2019, 2022-23).

For the last eight seasons (2017-24), Borgonzi worked under Chiefs General Manager Brett Veach. As the Assistant General Manager from 2021 through 2024, he supervised and directed the college and professional scouting operations while closely supporting and advising Veach with the club's roster management and player acquisition via the NFL Draft, free agency, waiver claims and trades. During his four seasons as Assistant General Manager, the Chiefs built a league-best 52-16 regular-season record (.765). In the same four-year span, 10 different Kansas City players earned a combined 23 Pro Bowl selections: tackle Orlando Brown Jr. (2021-22), wide receiver Tyreek Hill (2021), center Creed Humphrey (2022-24), defensive tackle Chris Jones (2021-24), tight end Travis Kelce (2021-24), quarterback Patrick Mahomes (2021-23), safety Tyrann Mathieu (2021), guard Trey Smith (2024), guard Joe Thuney (2022-24) and punter Tommy Townsend (2022).

The Chiefs entered the 2024 postseason after capturing their ninth consecutive AFC West crown. They tied the Detroit Lions for the NFL's best record at 15-2, setting a franchise record for wins in a regular season and securing the AFC's top seed. Twenty original Chiefs draft picks started at least six games for the team during the 2024 regular season. Kansas City had five players voted to the Pro Bowl, marking the seventh consecutive year in which it had at least five players earn the honor.

Prior to his promotion to Assistant General Manager, Borgonzi served as Director of Football Operations (2018-20), Director of Player Personnel (2017), Co-Director of Player Personnel (2015-16), Assistant Director of

Pro Scouting (2013-14), Pro Personnel Scout (2011-12) and Manager of Football Operations (2010). He joined the Chiefs in 2009 as the club's College Scouting Administrator.

Before landing in the NFL with the Chiefs, Borgonzi spent the 2007 and 2008 seasons at Boston College, where he was the Assistant Recruiting Coordinator. He also coached tight ends at Amherst College in 2002 before working in the financial sector in Boston for several years.

A native of Everett, Mass., Borgonzi graduated from Brown University, where he was a four-year starter at fullback and was a three-time All-Ivy League selection.

He and his wife, Jill, have a son, Joseph, and a daughter, Nina. His brother, Dave, has served as the Linebackers Coach for the Indianapolis Colts and Chicago Bears and currently serves as the Linebackers Coach for the Dallas Cowboys.

MIKE BORGONZI'S TIMELINE

EXECUTIVE TIMELINE

2025: General Manager – Tennessee Titans
2021-24: Assistant General Manager – Kansas City Chiefs
2018-20: Director of Football Operations – Kansas City Chiefs
2017: Director of Player Personnel – Kansas City Chiefs
2015-16: Co-Director of Player Personnel – Kansas City Chiefs
2013-14: Assistant Director of Pro Scouting – Kansas City Chiefs
2011-12: Pro Personnel Scout – Kansas City Chiefs
2010: Manager of Football Operations – Kansas City Chiefs
2009: College Scouting Administrator – Kansas City Chiefs
2007-08: Assistant Recruiting Coordinator – Boston College

COACHING TIMELINE

2002: Tight Ends – Amherst College

PLAYING TIMELINE

1998-01: Fullback – Brown University



ADOLPHO BIRCH III

SENIOR VICE PRESIDENT AND CHIEF EXTERNAL & LEAGUE AFFAIRS OFFICER



Adolpho Birch is Senior Vice President and Chief External & League Affairs Officer for the Tennessee Titans. Birch is tasked with enhancing the team's Community Impact footprint. He also serves a key role in the advancement of the New Nissan Stadium and overall development along the city's East Bank.

Prior to joining the Titans, Birch served as an advisor to Commissioners Paul Tagliabue and Roger Goodell, holding multiple senior-level roles during his 23-year tenure at the NFL. He oversaw the negotiation and enforcement of policies critical to the integrity of the game, in addition to the advancement of legislative efforts on key issues such as youth concussion prevention and treatment, the league's tax status and the FCC's blackout rule. Leading the NFL's player engagement efforts, he focused on continuing education, financial education, career development

and clinical assistance designed to support player and employee off-field success.

Birch serves on several professional and philanthropic boards, including the Vanderbilt University Board of Trust; Sports Lawyers Association; Nashville Ballet; Partnership Tennessee; Tennessee Access to Justice Commission. He was named a 'Best of the Bar' honoree by the Nashville Business Journal for the past four consecutive years.

HALEY DAVIDSON

CHIEF OF STAFF



Haley Davidson serves as Chief of Staff for the Tennessee Titans. Davidson oversees many facets of the organization, driving alignment across various workstreams and leading the Strategic Operations, Communications, and ONE Community teams. She also plays a key role in the planning, vision, strategy, and development for the New Nissan Stadium.

Previously, Davidson spent more than a decade in strategic communications. Most recently, Davidson served as the Chief Operating

Officer for Nashville-based consulting firm, Calvert Street Group, supporting many government affairs projects and large-scale development efforts throughout the city and state. Prior to her time at Calvert Street, she served as a communications aide for former U.S. Rep. Jim Cooper.

Haley serves on the board of the Nashville Downtown Partnership.

VIN MARINO

SENIOR VICE PRESIDENT, FOOTBALL ADMINISTRATION



Vincent Marino is in his 19th season with the Titans and first as Senior Vice President of Football Administration in 2025. He originally joined the organization in 2007, as the Senior Director of Football Administration after spending 18 years at the NFL offices in New York.

Marino's primary responsibilities include the management of the Titans' salary cap and player contract negotiations. He interacts closely with Titans President of Football Operations Chad Brinker and General Manager Ran Carthon on numerous football-related issues.

Marino also serves as the Titans liaison with the NFL office regarding labor and contract issues, as well as player personnel matters. In 2014, he was selected to participate in the prestigious NFL's Career Development Symposium at the Wharton School of Business in Philadelphia. Currently, he is a member of the NFL Player Insurance Trust; and additionally, he sits on the appeals panels for the NFL Player Tuition Assistance Plan and the NFL Severance Pay Plan.

During his time with the NFL's Management Council, Marino spent eight years in the Player Personnel Department (Analyst, 1990-95; Manager/Player Personnel, 1995-98) and eight years in Labor Operations (Sr. Manager of Labor Operations, 1998-03), the last three as the Director of Labor Operations (2003-06). Marino gained expertise in various capacities and his experience includes: being a primary club contact for player contract valuations, enforcing the rules of the CBA (collective bargaining agreement), salary cap regulation and participating in a strategic group related to forming the CBA between the league and the players.

Additionally, he assisted the league in Super Bowl game operations and

served as a replay communicator at numerous games during his tenure. He originally joined the NFL as an assistant in the Public Relations department, where he spent two years.

Born and raised in the Bronx, N.Y., Marino graduated from the Bronx High School of Science and went on to earn summa cum laude honors from Fordham University. While at Fordham, he earned a communications degree and is a member of Phi Beta Kappa.

Marino and his wife, Nikoleta, have two sons: Nikolas and Alexander.

VIN MARINO'S TIMELINE

EXECUTIVE TIMELINE

- 2025:** Senior Vice President of Football Administration – Tennessee Titans
- 2011-24:** Vice President of Football Administration – Tennessee Titans
- 2007-11:** Senior Director of Football Administration – Tennessee Titans
- 2003-06:** Director of Labor Operations – NFL Management Council
- 1998-03:** Senior Manager of Labor Operations – NFL Management Council
- 1995-98:** Manager/Player Personnel – NFL Management Council
- 1990-95:** Analyst – NFL Management Council

ANDREW MCINTYRE

SENIOR VICE PRESIDENT, TECHNOLOGY AND INNOVATION



Andrew joined the Tennessee Titans in July of 2024 as Senior Vice President of Technology & Innovation. Andrew is responsible for the Information Technology and Audio Visual & Broadcast Technology departments supporting the Titans, Nissan Stadium, Ascension Saint Thomas Sports Park and the Titans House.

Prior to joining the Titans, Andrew spent five years with the Vinik Sports Group (VSG) as Senior Vice President of Technology & Innovation. VSG creates world-class experiences that grow brands, drive revenue, and impact the Tampa community. It is the parent company of the Tampa Bay Lightning and Amalie Arena, Tampa Bay Entertainment Properties, and marketing rightsholder for University of South Florida Athletics and Yuengling Center. As the leader of Technology & Innovation practice, Andrew's responsibilities include technology infrastructure & operations,

audio visual & technical production, and software development. VSG leverages these competencies to support their operations throughout Tampa Bay.

Before joining VSG, Andrew spent the previous eight years with the Chicago Cubs. Andrew was responsible for software development and system implementation for enterprise business applications as well as the technology infrastructure and operations across Wrigley Field and the Chicago campus, the spring training facility in Mesa AZ, and the training academy in the Dominican Republic.

Andrew graduated from the University of Illinois Urbana-Champaign with a bachelor's degree in Mechanical Engineering and earned a Masters of Business Administration from the University of Illinois Urbana-Champaign.



REGGIE MCKENZIE

VICE PRESIDENT/FOOTBALL ADVISOR



Reggie McKenzie enters his first season with the Titans as a Vice President/Football Advisor.

McKenzie spent the past six seasons (2019 – 24) with the Miami Dolphins as Senior Personnel Executive, assisting General Manager Chris Grier and Assistant General Manager Marvin Allen in national college and pro scouting.

In joining the Titans, McKenzie returns to his home state, where he was raised in Knoxville, was an all-state linebacker and valedictorian at Austin-East High School, and played linebacker at the University of Tennessee from 1981-84. McKenzie was inducted into the Tennessee Sports Hall of Fame in 2018.

After a professional playing career that included time with the Los Angeles Raiders (1985-88), Phoenix Cardinals (1989-90) and San Francisco 49ers (1992), he spent 1993 as a graduate assistant for the Volunteers.

In 1994, McKenzie embarked on a career working in NFL front offices that is now entering its 32nd campaign. He totaled 18 seasons (1994 - 2011) with the Green Bay Packers, rising in the ranks from Pro Personnel Assistant (1994-96) to Director of Pro Personnel (1997-2007) and finally Director of Football Operations (2008-11). In his final role with the team, McKenzie oversaw Green Bay's scouting efforts as well as evaluating current players and potential free agents, working closely with the head coach and general manager in day-to-day transactions and in preparation for the NFL Draft. During his time in Green Bay, the team earned eight division titles, three conference championships and two Super Bowls (XXXI and XLV), while totaling the second-best record (185-103) in the NFL over that period.

In 2012, the Raiders hired McKenzie as General Manager, a role he maintained for seven seasons (2012-18). Oakland's first general manager since Al Davis assumed the role in 1963, McKenzie was named the NFL's Executive of the Year by Sporting News, The MMQB and the PFWA (Pro Football Writers Association) in 2016 as the Raiders posted a 12-4

record and their first playoff appearance in 14 years. The players drafted during McKenzie's tenure include 2016 AP Defensive Player of the Year linebacker Khalil Mack (2014), quarterback Derek Carr (2014), and wide receiver Amari Cooper (2015), the latter two receiving three Pro Bowl honors, respectively, while under McKenzie. The Raiders also signed offensive tackle Donald Penn (2014) and offensive guard Kelechi Osemele (2016) in free agency during McKenzie's tenure. The two veterans were each selected to the Pro Bowl in 2016 and 2017, with Osemele receiving first-team All-Pro honors in 2016.

McKenzie is married to June, a retired attorney. The couple has two daughters, Jasmin and Mahkayla, and two sons, Kahlil and Jalen. Kahlil attended Tennessee and was drafted by Kansas City in 2018 and Jalen attended Southern California and most recently played for Las Vegas in 2024. McKenzie's twin brother, Raleigh, also played 16 seasons in the NFL and was inducted into the Tennessee Sports Hall of Fame alongside McKenzie in 2018.

REGGIE MCKENZIE'S TIMELINE

EXECUTIVE TIMELINE

2025: Vice President/Football Advisor – Tennessee Titans
2019-24: Senior Personnel Executive – Miami Dolphins
2012-18: General Manager – Oakland Raiders
2008-11: Director of Football Operations – Green Bay Packers
1997-07: Pro Personnel Director – Green Bay Packers
1994-96: Pro Personnel Assistant – Green Bay Packers

PLAYING TIMELINE

1992: Linebacker – San Francisco 49ers
1992: Linebacker – Montreal Machine
1989-90: Linebacker – Phoenix Cardinals
1985-88: Linebacker – Los Angeles Raiders



SHANNON MYERS

SENIOR VICE PRESIDENT AND CHIEF FINANCIAL OFFICER



Shannon Myers is Senior Vice President and Chief Financial Officer for the Tennessee Titans.

Myers oversees the financial operations, the Legal team, as well as the People and Culture team, which focuses on employee engagement and development and compensation administration, while ensuring the club prioritizes diversity, equity, and inclusion. Myers also serves as the executive sponsor for the Titans Professional Women's Network and the Sustainability Committee.

Prior to joining the club, Myers worked in public accounting with Ernst & Young (EY) in Nashville for over 10 years. As an Assurance Senior Manager with EY, she advised clients on technical accounting issues,

financial reporting requirements, process improvement opportunities, and strengthening internal controls. While at EY, she held several leadership roles including co-leading the Nashville Professional Women's Network, founding/leading the Nashville Working Mom's Network, and more.

Myers also serves as a board member for the Adventure Science Center, as well as participates in its Development and Executive Committees.

ADAM NUSE

SENIOR VICE PRESIDENT AND CHIEF REVENUE OFFICER



Adam Nuse is Senior Vice President and Chief Revenue Officer for the Tennessee Titans. Nuse leads many of the team's revenue generating areas, including Ticketing, Titans House, and Client Services & Hospitality. He also serves a key role in the development and vision of the New Nissan Stadium.

Prior to joining the Titans in 2021, Nuse spent five seasons as General Manager and Chief Operating Officer of the Nashville Sounds, overseeing all day-to-day operations related to the organization. Under his leadership, the Sounds broke attendance records and were regularly recognized by industry publications as leaders in operational excellence and fan experience. In 2019, Baseball America awarded the Sounds with its prestigious Freitas Award in recognition of the club's community involvement, long-term business success and consistent operational excellence.

Nuse currently serves on the National Sports Forum Steering Committee, Nashville Sports Authority's Women's Professional Sports Committee, as well as the board of directors for Boy Scouts of America of Middle Tennessee, Wichita State University Barton School of Marketing, Western Kentucky University Sports Management, and the Bowling Green East Little League.

ERIN SWARTZ

SENIOR VICE PRESIDENT, BRAND MARKETING



Erin Swartz serves as Senior Vice President of Brand Marketing for the Tennessee Titans. Overseeing the Creative, Marketing, Fan Engagement, and Cause Marketing teams, Erin leads the strategy and execution of the Titans' brand vision across all fan touchpoints. She plays a central role in unifying the team's identity locally in Tennessee and extending its presence across the NFL landscape.

Before joining the Titans, Swartz built a successful career in brand and marketing within the NFL and broader entertainment industry. Her experience includes leading creative and strategic efforts that have helped shape and grow team identities, deepen fan engagement, and deliver memorable brand experiences. She brings a fan-first mindset and a passion for creating meaningful, consistent brand experiences.

Erin lives in Franklin with her husband and three sons. Their family enjoys exploring Nashville's food and music scene.

DAN WERLY

SENIOR VICE PRESIDENT AND CHIEF OPERATING OFFICER



Dan Werly is a Senior Vice President and Chief Operating Officer for the Tennessee Titans. Werly oversees Strategy & Analytics and the construction and operation of New Nissan Stadium. He also plays a key role in the vision and development of the New Stadium.

Prior to joining the Titans, Werly was the first General Counsel of Major League Soccer's Nashville Soccer Club and worked at several law firms, primarily focusing on representing professional sports teams and leagues.

He sits on the board of W.O. Smith School of Music and the Pedigree Foundation and is on the Advisory Board of the American Bar Association's Sports Division. He also served as an Adjunct Professor of Law at Vanderbilt University Law School and Charleston School of Law.

DAVE ZIEGLER

ASSISTANT GENERAL MANAGER



Ziegler enters his first season as Assistant General Manager for the Titans after being hired in January 2025.

Ziegler arrives in Tennessee with 15 years of NFL personnel experience. He served as General Manager for the Las Vegas Raiders from 2022-2023 and spent the 2024 season as Senior Personnel Advisor for the New Orleans Saints.

Ziegler broke into the NFL with the Denver Broncos in 2010. While in Denver, he assisted in the scouting and evaluation process of pro and college players, departing after the 2012 season as a pro scout. Ziegler then headed to the New England Patriots, where he was the Assistant Director of Pro Personnel (2013-15), Director of Pro Personnel (2016-19), Assistant Director of Player Personnel (2020) and Director of Player Personnel (2021). During his nine seasons (2013-21) with New England, the Patriots won seven division titles, advanced to six conference championship games and claimed three Super Bowl (XLIX, LI, LIII) titles.

As General Manager in Las Vegas, Ziegler led the Raiders' acquisition of wide receiver Davante Adams via trade with Green Bay during the 2022 offseason. That season, Adams was selected to the Pro Bowl and named first-team All-Pro, finishing with 100 receptions for 1,516 yards and a league-high 14 scores. In Ziegler's first draft as general manager, the Raiders selected offensive guard Dylan Parham in the third round. Parham was named to the PFWA All-Rookie Team after starting 17 games on an offensive line that helped Raiders running back Josh Jacobs lead the league with 1,653 rushing yards.

Before entering the NFL, Ziegler enjoyed a high school and college coaching career with stops at Chaparral High School in Scottsdale, Ariz., as special teams coordinator, at Iona College as a wide receivers and

special teams coach, and at his alma mater, John Carroll University, serving in the same role.

A native of Tallmadge, Ohio, Ziegler was an accomplished wide receiver and returner at John Carroll University. He holds several program records including career return yards, return average and return touchdowns.

Ziegler is married to Carissa, and the couple has two sons, Asher and Camden, and a daughter, Georgina.

DAVE ZIEGLER'S TIMELINE

EXECUTIVE TIMELINE

- 2025:** Assistant General Manager – Tennessee Titans
- 2024:** Personnel Executive – New Orleans Saints
- 2022-23:** General Manager – Las Vegas Raiders
- 2021:** Director of Player Personnel – New England Patriots
- 2020:** Assistant Director of Player Personnel – New England Patriots
- 2016-19:** Director of Pro Personnel – New England Patriots
- 2013-15:** Assistant Director of Pro Scouting – New England Patriots
- 2011-12:** Scout – Denver Broncos
- 2010:** Player Personnel Assistant – Denver Broncos

COACHING TIMELINE

- 2007-09:** Assistant Coach – Chaparral (Ari.) High School
- 2006:** Wide Receivers/Special Teams Coach – Iona
- 2004-05:** Graduate Assistant – John Carroll



TENNESSEE TITANS

COACHING STAFF



BRIAN CALLAHAN

HEAD COACH



Brian Callahan enters his second season with the Titans in 2025. He was hired as the 20th head coach in franchise history on Jan. 24, 2024.

Callahan arrived in Tennessee with 18 total years of coaching experience and 14 years of NFL coaching experience, including the previous five seasons (2019-23) as the offensive coordinator for the Cincinnati Bengals.

During his first season as head coach, Callahan guided a team that underwent significant personnel changes from 2023 to 2024. In Week 1, 11 players started for the team who were added during the 2024 offseason—five players on offense and six on defense. Two of those players on offense, running back Tony Pollard (1,079 rushing yards) and wide receiver Calvin Ridley (1,017 receiving yards), went on to produce 1,000-yard seasons rushing and receiving, respectively.

All seven members of the Titans' 2024 draft class saw action in at least seven games as rookies. First-rounder JC Latham was the NFL's only rookie in 2024 to start 17 games at left tackle, while second-rounder T'Vondre Sweat appeared in every game and led all rookie defensive linemen in defensive snaps (667). Fifth-round cornerback Jarvis Brownlee Jr. was one of five NFL rookie defensive backs to start at least 14 games in 2024.

During his time in Cincinnati, Callahan served under head coach Zac Taylor and was part of two AFC North titles, two AFC Championship appearances and a Super Bowl berth. He also helped guide quarterback Joe Burrow from the No. 1 overall draft pick in 2020 to multiple single-season franchise records by his second year and Pro Bowl honors within three years.

"Brian has a track record of success and a range of experience that has prepared him for this opportunity," said Titans controlling owner Amy Adams Strunk at the time he was hired. "His football knowledge and his enthusiasm for the game really stand out, and beyond that, we think his ability to lead will make him the ideal fit for our franchise."

"If you look at his history, Brian has been a part of a Super Bowl winning team (Denver, 2015) and two other teams that advanced to the Super

Bowl (Denver, 2013; Cincinnati, 2021). He's worked in a variety of dynamic offenses with top-flight quarterbacks. At each step of his career, he's shown the flexibility and intelligence to make an impact.

"During his time with the Bengals, he was trusted with a number of responsibilities—offensive design, quarterback development, a contributor to the free agency and draft processes—and showed the ability to be a resource in all of those areas. As we seek sustained success and pursue a championship, Brian has seen firsthand what that looks like, and he is the right person to lead us there."

In the three seasons (2021-23) prior to Callahan joining the Titans, the Bengals offense ranked in the NFL's top 10 in several categories: sixth in scoring (24.9), seventh in passing (250.8 yards per game), seventh in red-zone efficiency (61.5 percent), 10th in third-down percentage (41.0) and sixth in time of possession (31:00).

From the time Burrow entered the NFL in 2020 through the 2023 campaign, he recorded the league's seventh-best passer rating (98.6) and tied for the third-best completion percentage (68.0). His 270.8 passing yards per game in that period ranked fifth.

Additionally, Cincinnati's offense under Callahan featured a trio of 1,000-yard wide receivers in Ja'Marr Chase (2021-23), Tee Higgins (2021-22) and Tyler Boyd (2019). Chase quickly emerged as one of the NFL's top wide receivers after being drafted in the first round in 2021. He earned three consecutive Pro Bowl nods and became the eighth player in NFL history to reach 1,000 receiving yards in each of his first three career seasons, including 1,216 yards on a career-high 100 receptions in 2023. Boyd's statistical highlights included 1,046 receiving yards in 2019, while Higgins contributed 1,091 yards in 2021 and 1,029 yards in 2022.

Bengals running back Joe Mixon exceeded 1,000 scrimmage yards four times in five seasons with Callahan as his offensive coordinator. From 2019 through 2023, he joined Christian McCaffrey and Aaron Jones as the NFL's only players with at least 4,500 rushing yards (4,618) and 1,500 receiving yards (1,556). Mixon was named to the Pro Bowl in 2021.

In 2023, Burrow was limited to 10 total games due to multiple injuries. Backup Jake Browning stepped into the lineup, and in the first action of his career, he registered a season passer rating of 98.4—qualifying as the seventh-best number in the NFL.

In 2022, the Bengals ranked seventh in the NFL in points per game (26.1), eighth in total offense (360.5 yards per game) and fifth in passing offense (265.0). Burrow earned his first career Pro Bowl selection while setting single-season franchise records for completions (414) and touchdown passes (35). The third-year signal caller also placed fifth in the NFL with 4,475 passing yards. The team's new-look offensive line came together during the season and did not allow more than two sacks in any of the final eight games of the regular season.

En route to an appearance in Super Bowl LVI, the 2021 Bengals ranked seventh in passing offense (259.0 yards per game) and tied for seventh in points per game (27.1). Burrow, after returning from a knee injury suffered in 2020, led the NFL in completion percentage (70.4) and established single-season Bengals records for passing yards (4,611) and passer rating (108.3). Chase was named the AP Offensive Rookie of the Year after posting a team-record 1,455 receiving yards, while Mixon placed





third in the NFL in rushing yards (1,205).

In 2020, Callahan helped develop Burrow as a rookie despite facing the challenges associated with the COVID-19 pandemic, including the cancellation of all in-person NFL offseason programs. Before a knee injury ended his rookie campaign in Week 11, Burrow's 264 completions were the most ever by an NFL quarterback through his first 10 career games, while his 2,688 passing yards were fifth.

Callahan joined the Bengals after spending 2018 as the quarterbacks coach for the Oakland Raiders. Under his tutelage, Raiders quarterback Derek Carr passed for a then-career-high 4,049 yards and led the AFC with a 68.9 completion percentage.

From 2016 to 2017, Callahan was the quarterbacks coach for the Detroit Lions. Working with Matthew Stafford, he helped the veteran finish third in passing yards (4,446) and fourth in passing touchdowns (29) in 2017, while posting a then-career-best 99.3 passer rating. In 2016, Stafford's eight game-winning drives were the most by a quarterback in a season since the 1970 AFL-NFL merger.

Callahan broke into the NFL with the Denver Broncos in 2010 and served in multiple roles for the franchise through 2015. He began as a coaching assistant (2010) before transitioning to offensive quality control coach

(2011-12), offensive assistant coach (2013-14) and finally offensive assistant/quarterbacks coach (2015). In 2013, Broncos quarterback Peyton Manning won the AP NFL MVP award after completing a league-record 55 touchdown passes. Callahan's tenure in Denver was capped by the team's victory in Super Bowl 50 following the 2015 campaign.

Before reaching the NFL, Callahan spent time at his alma mater, UCLA, as a graduate assistant in 2006 and 2007. He then spent two years (2008-09) as the offensive coordinator and quarterbacks coach for Junipero Serra High School in San Mateo, Calif.

As a former walk-on quarterback at UCLA, he appeared in 13 games as a holder on PATs. He earned a bachelor's degree in sociology in 2006 and added a master's in education in 2008.

Born in Champaign, Ill., Callahan attended De La Salle High School in Concord, Calif., where he was a part of the school's national-record 151-game winning streak and a No. 1 national ranking.

He and his wife, Allyson, have a son, Ronan, and a daughter, Norah. He is the son of longtime NFL coach Bill Callahan, the current offensive line coach with the Titans.

BRIAN CALLAHAN'S TIMELINE

COACHING

2024-25: Head Coach – Tennessee Titans
2019-23: Offensive Coordinator – Cincinnati Bengals
2018: Quarterbacks Coach – Oakland Raiders
2016-17: Quarterbacks Coach – Detroit Lions
2015: Offensive Assistant/Quarterbacks Coach – Denver Broncos
2013-14: Offensive Assistant – Denver Broncos
2011-12: Offensive Quality Control – Denver Broncos
2010: Coaching Assistant – Denver Broncos
2008-09: Offensive Coordinator/Quarterbacks Coach – Junipero Serra High School
2006-07: Graduate Assistant – UCLA



JOHN FASSEL

SPECIAL TEAMS COORDINATOR



Special teams coordinator John Fassel is in his first season with the Titans and his 21st season coaching in the NFL. Prior to joining the Titans, he spent five years as special teams coordinator with the Dallas Cowboys. He also coordinated special teams for the St. Louis/Los Angeles Rams (2012-19) and Oakland Raiders (2009-11).

Fassel arrived in Dallas in 2020, and from that point through the end of the 2024 campaign, the Cowboys consistently ranked among the NFL leaders in several special teams categories. They were fifth in gross punting average (48.3 yards per punt), fourth in net punting average (43.2 net yards per punt), second in kickoff return average (26.4 yards per return), first in total kick/punt return touchdowns (five), first in field goals made (168) and third in kickoff touchback percentage (74.0).

Three Cowboys players coached by Fassel earned a total of six Pro Bowl selections: punter Bryan Anger (2021 and 2023), returner KaVontae Turpin (2022 and 2024) and kicker Brandon Aubrey (2023 and 2024). Each member of the trio also enjoyed Associated Press All-Pro recognition under Fassel, with Anger taking second-team honors in 2021 and 2023, Turpin garnering first-team honors in 2024, and Aubrey named first-team All-Pro in 2023 and second-team All-Pro in 2024.

In 2024, the Cowboys set an all-time NFL record with an average of 32.1 yards per kickoff return (1,091 yards on 34 returns). Turpin averaged a league-best 33.5 yards per kickoff return and scored touchdowns on a 99-yard kickoff return and a 60-yard punt return. Aubrey ranked second in field goals made (40), including a league-high 14 field goals of 50-plus yards. Meanwhile, the team's coverage units ranked 11th in opponent kickoff return average (27.1).

The 2023 season marked the second straight year that the Cowboys signed a kicker in the summer prior to preseason, as Dallas added Aubrey, a former soccer player and USFL kicker, to compete for the kicking job in training camp. Under Fassel, Aubrey set the franchise record for most points in a single season and most points in a first season in NFL history with 157. Aubrey also established the NFL record for consecutive field goals made without a miss to start a career, connecting on 35 straight field goals before his first miss, and led the NFL with 36 made kicks on the year, finishing third in the league with a 94.7 field goal percentage. He became the first Cowboys kicker to win NFC Special Teams Player of the Month (October and December) since Richie Cunningham in 1997 and established a team record with 10 field goals of 50-plus yards on the year, capping off 2023 with a Pro Bowl berth and first-team All-Pro honors.

Anger also had a career year in 2023, earning his second career Pro Bowl nod under Fassel. The punter set single-season franchise records with a 44.9 net average and led the NFL with a 51.4 gross average.

Midway through 2022 training camp, Dallas tried out multiple kickers in Oxnard, Calif., and signed Brett Maher, a veteran kicker who spent 2018 and most of the 2019 season with the Cowboys. Fassel helped Maher have a career season, making 29 of 32 field goals for a career-high 90.6 field goal percentage. Maher's nine 50-plus yard field goals in 2022 were the second most in a season in team history. He also racked up 137 kicking points, second in franchise history and tied for the third-most in the NFL in 2022. One other valuable addition in training camp was Turpin. The rookie wide receiver/return specialist finished the 2022 campaign fifth in punt return average (10.4) and was the only NFL player with a 50-yard kick return and 50-yard punt return. Turpin earned his first Pro Bowl selection and became the first player in Cowboys history to be named to

the Pro Bowl as a return specialist.

In 2021, Fassel's special teams unit was one of the most effective groups in the NFL, highlighted by a league-high three blocked punts—two of which were recovered for a touchdown. Fassel's unit also led the NFL with four total blocked kicks (three punts, one PAT) while tallying an NFL-high three special teams touchdowns. Fassel had a major influence in signing Anger in free agency prior to the 2021 season. Under Fassel in 2021, Anger was selected to his first career Pro Bowl after leading the NFL and setting a then-team record with a 44.6 net average, which was also the fourth-highest in NFL history. Anger also established the then-franchise record in gross average (48.4).

In 2020, Fassel helped Dallas secure kicker Greg Zuerlein, a player Fassel coached through his entire tenure with the Rams. Zuerlein was 34-of-41 on field goals and 33-of-36 on extra points, allowing him to set the club record for field goal attempts in a season, tie for the most field goals made and tie for second in single-season points (135). Tony Pollard settled in as the kickoff returner for Dallas, and he tied for second in the league with 32 returns, was fourth with 766 yards and eighth with an average of 23.9 yards-per-return.

In 2019, the Rams special teams unit returned two of the NFL's top specialists in Zuerlein and punter Johnny Hekker. Zuerlein's 24 field goals (24-of-33) tied for fourth in his career, and he connected on all 42 PAT tries. Called on for only 66 punts in 2019, Hekker finished third in the NFL with a 47.4 gross average and seventh with a 42.4 net, along with 22 punts downed inside the opponent's 20-yard line and a long of 71 yards (second-longest of his career).

Fassel's group continued to flourish in 2018 in all four phases of special teams, despite using multiple kickers and returners during the regular season. Cory Littleton blocked a pair of punts and posted an additional deflected punt en route to earning his first career Pro Bowl selection. It marked the ninth Rams special teams Pro Bowl selection since Fassel took over in 2012. Zuerlein converted a 57-yard game-winning field goal in overtime of the NFC Championship game to send the Rams to the Super Bowl, marking the longest game-winning kick in playoff history.



In 2017, four Rams special teamers were named to the Pro Bowl: returner Pharoh Cooper, Hekker, long snapper Jake McQuaide and Zuerlein. Zuerlein led the league in scoring (158 points) despite playing only 14 games before going on the reserve/injured list.

In 2016, Hekker earned his third trip to the Pro Bowl after setting an NFL record with 51 punts downed inside the 20. He also established an NFL record for single-season net punting average (46.0), breaking the previous record that Hekker himself set in 2013. McQuaide became the first long snapper in franchise history to earn a Pro Bowl berth. From 2013-17, Benny Cunningham averaged 27.1 yards-per-kickoff return, a franchise career record. In addition to his special teams duties, Fassel served as interim head coach for the final three games in 2016.

In 2015, Hekker produced one of the best punting seasons in NFL history to earn his second Pro Bowl honor. The fourth-year pro led the NFL in punts (96), gross average (47.9), net average (43.7) and punts downed inside the 20-yard line (41), becoming the first player to lead the league in all three categories since the NFL began tracking punts inside the 20 in 1976.

In Fassel's 2014 campaign, his units finished among the league's best in several categories. As a team, St. Louis was fifth in net punt average (41.8) and second in punt return average (13.0). The team's net punting average was the third-highest ever by a Rams special teams unit. Individually, Tavon Austin finished fifth in punt return average (11.2) and was an alternate to the Pro Bowl, while Cunningham led the NFC and was fifth in the NFL in kick return average (27.5).

In 2013, Fassel's punt team, set a single-season NFL record for net punting average (44.2) and Hekker was named first-team All-Pro along with his first trip to the Pro Bowl. Zuerlein connected on the first 15 field goal attempts of his career and set a team record with eight field goals from 50-plus yards.

Fassel spent a total of four seasons with the Raiders as assistant special teams coordinator (2008) and special teams coordinator (2009-11). While with the Raiders, his units led the NFL in takeaways, turnover differential and points scored in 2009 and 2010. Under Fassel's tutelage, punter Shane Lechler earned a Pro Bowl spot three consecutive years. In addition, Sebastian Janikowski achieved a single-season career-high 89.7 field goal percentage, missing only three attempts (47, 57 and 66 yards) in 2011. Janikowski also converted the then-third-longest field goal in NFL history, a team-record 61-yarder at Cleveland in December 2009 and tied

a then NFL record with a 63-yarder in 2011. Additionally, long snapper Jon Condo earned two Pro Bowl berths.

From 2005 to 2007, Fassel was Baltimore's assistant special teams coach and helped the team to top-10 finishes in punt and kick return average from 2006 to 2007.

From 2003 to 2004, he was the head coach and assistant athletic director at New Mexico Highlands University. Fassel also served six months as the school's interim athletic director and taught undergraduate and graduate courses. He earned a master's degree in athletic administration at Idaho State, where he was a graduate assistant and sports science instructor from 2000 to 2001. In 1999 and 2001, Fassel coached wide receivers and recruited for Bucknell. In Spring 2000, Fassel was the strength & conditioning and wide receivers coach for the Amsterdam Admirals of NFL Europe.

Fassel played wide receiver at Weber State, graduating in 1999 with a degree in exercise science. He signed as a rookie free agent wide receiver with the Indianapolis Colts.

Fassel is the son of late NFL coach Jim Fassel, who guided the New York Giants to the Super Bowl during the 2000 season. John is a triathlete who has finished three Ironman distance triathlons. He and his wife, Elizabeth, have three daughters: Lilah, Avery and Anna.

JOHN FASSEL'S TIMELINE

COACHING

2025:	Special Teams Coordinator – Tennessee Titans
2020-24:	Special Teams Coordinator – Dallas Cowboys
2017-19:	Special Teams Coordinator – Los Angeles Rams
2016:	Interim Head Coach (Three games) – Los Angeles Rams
2012-16:	Special Teams Coordinator – St. Louis/Los Angeles Rams
2009-11:	Special Teams Coordinator – Oakland Raiders
2008:	Assistant Special Teams – Oakland Raiders
2005-07:	Assistant Special Teams – Baltimore Ravens
2003-04:	Head Coach/Assistant Athletic Director – New Mexico Highlands University
2002:	Wide Receivers – Bucknell University
2001:	Graduate Assistant – Idaho State University
2000:	Strength & Conditioning/Wide Receivers – Amsterdam Admirals

NICK HOLZ

OFFENSIVE COORDINATOR



Nick Holz is in his second season with the Titans as offensive coordinator. He arrived in Tennessee in 2024 with 11 years of NFL coaching experience and 16 total years of coaching experience.

During his first year in Tennessee, Holz helped direct a Titans offense that featured running back Tony Pollard and wide receiver Calvin Ridley, who produced 1,000-yard seasons rushing and receiving, respectively. Pollard ranked third in the AFC with a career-best 1,079 rushing yards, while Ridley led the Titans offense with 1,017 receiving yards. Ridley's 15.9-yard receiving average ranked fifth in the NFL among qualifiers. The passing offense showed significant signs of improvement during the season. From Week 10 to Week 18, the Titans tied for eighth in the NFL in gross passing yards (2,116) and ranked seventh in yards per attempt (7.64).

Holz (pronounced "HOLTS") joined the Titans after spending the 2023 campaign as the passing game coordinator for the Jacksonville Jaguars. Working in an offense that featured quarterback Trevor Lawrence, Holz helped the unit rank ninth in passing (242.7 yards per game) and 13th in points scored (22.2 points per game). Calvin Ridley posted 1,016 receiving yards and eight touchdowns, while Evan Engram led all NFL tight ends with 114 receptions for 963 yards. Engram's reception total was the second-best number in the Super Bowl era among all NFL tight ends (116 by Zach Ertz in 2018).

Before his stint in Jacksonville, Holz was the offensive coordinator for UNLV in 2022, which followed 10 campaigns with the Oakland/Las Vegas Raiders (2012-21). With the Raiders, he served in a variety of roles on offense, mostly focused on wide receivers. He served on the staff of three different Raiders head coaches and worked with a notable list of offensive minds, including Greg Knapp, Greg Olson, Bill Musgrave and Jon Gruden.

With Holz employed as Raiders assistant wide receivers coach in 2021, Hunter Renfrow earned Pro Bowl honors after posting career-best numbers with 103 catches for 1,038 yards and nine touchdowns. The team fielded the league's sixth-ranked passing offense (268.6 yards per game), and the team's wide receivers averaged 9.1 yards per target to finish fourth in the NFL.



In 2020, Holz helped oversee a position group that posted an NFL-best average of 15.2 yards per reception, the highest average yards per reception by a Raiders wide receiving corps since 2004. He continued to aid in the development of Renfrow, as the second-year receiver recorded then-career highs in receptions (56) and receiving yards (656), while adding two touchdown receptions. Renfrow's 105 receptions were the third-most by a player through his first two seasons in Raiders history. Newly-acquired Nelson Agholor posted 48 receptions for a career-high 896 receiving yards while tying a career high with eight touchdown receptions. Agholor was second in the NFL with six touchdown receptions of at least 20 yards, including five that were at least 40 yards—tied for fourth. His 18.7 yards per reception marked a career high and finished second in the NFL, while being etched in Raiders lore as the 10th-best all-time mark.

Holz helped guide fifth-round draft pick Renfrow in 2019 as he recorded one of the most productive rookie campaigns in club history. Renfrow recorded the second-most receptions (49) by a rookie in team annals, while his 30 receptions for first downs ranked first among fifth-round draft picks or later in Raiders franchise history. Under Holz, Renfrow became the eighth wide receiver since 2000 to be drafted in the fifth-round or later and record at least 600 receiving yards and four touchdown receptions as a rookie. Holz also aided wide receiver Tyrell Williams, who in his first season with the Silver and Black led the team in receiving touchdowns (six).

In 2018, the Raiders offense featured a 100-yard receiver through the team's first four contests, marking the first time the club had done so since 2005. Under Holz, veteran Jordy Nelson finished with 63 receptions, 739 yards and three touchdowns. Seth Roberts set career highs with 45 receptions and 494 yards and moved into second place in franchise history for the most touchdowns by an undrafted free agent (13).

Holz was named assistant wide receivers coach in 2017 and helped in the development of veteran duo Michael Crabtree and Amari Cooper's continued success. Crabtree led the club's receivers in receptions (58) and receiving touchdowns (eight) for the second straight year and became the first Raider since Tim Brown to record at least eight touchdowns in three straight years. Cooper totaled 48 receptions for 680 yards and a then-career-high seven touchdowns on the year. Cooper also earned AFC Offensive Player of the Week honors in Week 7 against Kansas City after he totaled 210 receiving yards, the second most in a game in club history.

In 2016, Holz helped Cooper earn his second consecutive Pro Bowl selection. Cooper led the team with 1,153 receiving yards on 83 catches (13.9 avg.) with five touchdowns, becoming the third player in NFL history with at least 1,000 yards and 70 catches in each of his first two seasons. Crabtree recorded his first 1,000-plus yard season since 2012, and led the team with 89 receptions, becoming the third Raider with multiple 85-catch seasons. Crabtree also recorded eight touchdowns, which ranked fourth among AFC receivers.

With Holz's assistance in 2015, first-round draft pick Cooper set rookie franchise benchmarks for receptions (72), receiving yards (1,070) and 100-yard games (five). His reception total established the NFL record for a wide receiver 21 years old or younger. Holz also helped Crabtree thrive during his first season in Oakland, leading the team with 85 receptions for 922 yards and nine touchdowns.

In 2014, Holz groomed the team's receiving corps while helping several free-agent acquisitions adapt into productive roles. Andre Holmes set career highs with 47 receptions and 693 yards, and second-year wideout



Brice Butler emerged as a deep threat with 21 receptions and two touchdowns.

Holz's first season in Oakland was 2012, when he served on the staff that helped Rod Streater produce one of the most productive campaigns in recent history among undrafted rookies. His 39 catches tied for the third most among undrafted rookies since 2000 as well as the fourth most by any Raiders rookie. In Holz's second season with Streater in 2013, the second-year wideout led the offense with 60 catches and 888 yards.

Prior to joining the Raiders, Holz was an assistant at Stanford under head coach Jim Harbaugh (2008-10) and David Shaw (2011). Holz served as an offensive and operations assistant for the Cardinal and helped the team to appearances in the Sun Bowl, Orange Bowl and Fiesta Bowl. As an assistant quarterbacks coach, he helped Andrew Luck earn first-team All-American honors and finish as the runner-up in Heisman Trophy voting two times.

Holz began his collegiate coaching career in 2007 at Nebraska, where he served as offensive quality control coach and video intern for the Cornhuskers under head coach Bill Callahan.

At the University of Colorado, Holz was a three-year letter winner (2004-06) as a wide receiver and holder. He was voted by teammates as the recipient of The Regiment Award, presented annually to the Colorado senior who makes the greatest contribution to the team with the least

recognition. He earned a bachelor's degree in communications.

A native of Danville, Calif., Holz attended De La Salle High School in Concord, Calif., where he was teammates with Brian Callahan and a part of the school's national-record 151-game winning streak and a No. 1 national ranking. He was named the team's most inspirational player following the Spartans' 2002 national championship season.

He is married to Christine.

NICK HOLZ'S TIMELINE

COACHING

- 2024-25:** Offensive Coordinator – Tennessee Titans
- 2023:** Passing Game Coordinator – Jacksonville Jaguars
- 2022:** Offensive Coordinator – UNLV
- 2021:** Assistant Wide Receivers – Las Vegas Raiders
- 2018-20:** Offensive Quality Control – Oakland/Las Vegas Raiders
- 2017:** Assistant Wide Receivers – Oakland Raiders
- 2014-16:** Offensive Quality Control – Oakland Raiders
- 2012-13:** Offensive Assistant – Oakland Raiders
- 2008-11:** Offensive & Operations Assistant – Stanford
- 2007:** Offensive Quality Control – Nebraska

DENNARD WILSON

DEFENSIVE COORDINATOR



Dennard Wilson is in his second season with the Titans as defensive coordinator. He arrived in Tennessee with 12 years of NFL coaching experience, including nine seasons leading defensive back units.

During Wilson's first year in Tennessee, the Titans ranked second overall in total defense (311.2 opponent yards per game)—the team's highest ranking since leading the NFL in total defense in 2000. The 2024 Titans also finished second in passing defense (177.3), which also was their best ranking since 2000 (first). Wilson's defense tied for the fifth-fewest first downs allowed per game (18.5) and tied for the fifth-fewest opponent yards allowed per play (5.2) in 2024. Defensive tackle Jeffery Simmons was named to the Pro Bowl, while a pair of rookies, second-round nose tackle T'Vondre Sweat and fifth-round cornerback Jarvis Brownlee Jr., started 16 and 14 games, respectively.

Prior to joining the Titans, Wilson spent the 2023 campaign as the defensive backs coach with the Baltimore Ravens, working with head coach John Harbaugh and defensive coordinator Mike Macdonald. The Ravens defense ranked first in points allowed (16.5 per game), sixth overall (301.4 yards allowed per game), sixth in pass defense (191.9 yards per game), seventh in third-down percentage (36.4), first in sacks (60) and third in interceptions (18). Second-year safety Kyle Hamilton earned All-Pro and Pro Bowl honors after totaling 75 tackles, three sacks and four interceptions.

Before he joined the Ravens, Wilson spent two seasons with the Philadelphia Eagles, where he served as defensive passing game coordinator/defensive backs (2022) and a defensive backs coach (2021). In 2022, his defensive backs led the way as the Eagles ranked first in the NFL in pass defense (179.8 yards per game), third in opposing quarterback rating (81.6) and had the fourth-most takeaways (17 interceptions and 10 fumble recoveries) en route to an appearance in Super Bowl LVII. James Bradberry and Pro Bowler Darius Slay were the only cornerback tandem to each produce 14 passes defended and three interceptions. Bradberry, a second-team All-Pro, posted the NFL's third-lowest passer rating allowed (55.9) and the third-most passes defended (17) among players targeted at least 50 times.

In 2021, Slay was named to the Pro Bowl after pacing the team with nine passes defended, five takeaways (three interceptions and two fumble recoveries) and an NFL-best three defensive touchdowns. Avonte Maddox finished the season as the only NFL cornerback with at least five tackles for loss and multiple forced fumbles (two). Philadelphia tied New England



for the NFL's second-fewest completions of 20-plus yards allowed and ranked 11th in pass defense (220.9 yards per game).

Wilson spent four total seasons (2017-20) with the New York Jets—initially as defensive backs coach (2017-18) and then passing game coordinator/defensive backs (2019-20). While there he oversaw the development of safeties Jamal Adams and Marcus Maye. Adams earned three Pro Bowl nods and first team All-Pro honors during their time together.

In 2020, Maye enjoyed a career year that saw him record single-season highs in all major defensive categories, including tackles (88), tackles for loss (four), sacks (two), interceptions (two), forced fumbles (two) and passes defended (11).

In 2019, the Jets fielded the NFL's seventh-ranked overall defense (323.1 yards per game), while Wilson continued to oversee the development of Adams, who was voted the Curtis Martin Team MVP by his teammates for the second-straight year and earned first-team All-Pro and Pro Bowl honors. Adams led all NFL defensive backs with a then-career-high 6.5 sacks.

In 2018, the Jets finished eighth in opponent completion percentage (63.1) and sixth in opponent third-down conversion percentage on pass attempts (31.6). Wilson coached Adams to his first-career Pro Bowl nod, following a season in which the safety posted a career-best 115 tackles (86 solo), which ranked third among defensive backs. Adams' totals also included 3.5 sacks, one interception and 12 passes defended.

In 2017, Wilson helped integrate the Jets' first- and second-round picks, Adams and Maye, who became the first pair of rookie safeties in league history to start all 16 games. Adams earned PFWA All-Rookie honors, and the Jets' 59.0 percent opponent completion rate ranked eighth.

Wilson's initial NFL coaching job was with the St. Louis/Los Angeles Rams under head coach Jeff Fisher. He began his tenure with the Rams as a defensive quality control coach (2012-14) and then spent two years as the defensive backs coach (2015-16).

In 2016, Wilson mentored a group of defensive backs that helped the Rams post the ninth overall defense (337.0 yards per game) and third-down defense (37.3 percent).

DENNARD WILSON'S TIMELINE

COACHING

- 2024-25:** Defensive Coordinator – Tennessee Titans
- 2023:** Defensive Backs – Baltimore Ravens
- 2022:** Defensive Passing Game Coordinator/Defensive Backs – Philadelphia Eagles
- 2021:** Defensive Backs – Philadelphia Eagles
- 2019-20:** Passing Game Coordinator/Defensive Backs – New York Jets
- 2017-18:** Defensive Backs – New York Jets
- 2015-16:** Defensive Backs – St. Louis/Los Angeles Rams
- 2012-14:** Defensive Quality Control – St. Louis Rams
- 2008-11:** Pro Scout – Chicago Bears
- 2007-08:** Graduate Assistant – University of Maryland
- 2004-06:** Defensive Backs/Passing Game Coordinator – DeMatha Catholic (Md.) High School



In 2015, Wilson led a defensive back unit that helped the Rams defense rank sixth in third-down percentage (34.7) and second in red-zone efficiency (41.7 percent).

Wilson broke into the NFL in player personnel. From 2008 to 2011, he was employed by the Chicago Bears as a pro scout.

He originally entered coaching as a defensive backs coach and passing game coordinator for his high school alma mater, DeMatha Catholic (Md.) from 2004 to 2006. He then went to his college alma mater, the University of Maryland, as a graduate assistant (2007-08).


The Upper Marlboro, Md., native was a three-year starter and team captain as a corner and safety at Maryland. He appeared in 42 total collegiate games with 30 starts from 2000 to 2003, totaling 158 career tackles for the Terrapins. As a senior captain in 2003, he was an honorable mention All-ACC performer after leading the Terrapins with 12 passes defended. In 2001, he was part of the school's ACC Championship squad. He earned a degree in communications from Maryland.

Wilson entered the NFL in 2004 as a rookie free agent with Washington. He landed on the team's practice squad before suffering a season-ending injury.

He and his wife, Taihitia, have a daughter, Riley, and a son, Reece.

DYLAN AUTENRIETH

DEFENSIVE QUALITY CONTROL



Dylan Autenrieth joined the NFL coaching ranks in 2025 after being hired by the Titans as a defensive quality control coach.

Prior to arriving with the Titans, Autenrieth was working in Nashville at Vanderbilt University, where he was most recently the assistant offensive line coach. He originally joined the Commodores staff in 2022 as a graduate assistant, working with the offensive line.

In 2024, Autenrieth partnered with offensive line coach Chris Klenakis to rebuild the Vanderbilt line and help the team produce its first winning season and bowl win in over a decade. Implementing a new scheme, the Commodores blended three returners with three veteran transfers to produce results that produced significant offensive improvement. The line blocked for Diego Pavia as he set school records for rushing yards by a quarterback (801) and fewest interceptions (four). The Vandy offense finished third nationally in red-zone scoring percentage (93.3 percent), 25th in tackles for loss allowed (4.46 per game) and 28th in third-down conversions (44.4 percent).

Autenrieth was hired by Vanderbilt following one year as a graduate assistant at Colorado State (2021), where he worked with the offensive line and tight ends. In his time with the Rams, he helped mentor a Mackey

Award finalist, tight end Trey McBride, and a pair of honorable mention all-conference offensive linemen (Cam Reddy and Barry Wesley). He got his start in coaching as an offensive analyst at North Carolina State, his alma mater, in 2020.

The Dallas, Georgia, native played for North Carolina State from 2016 to 2020. The two-time team captain played in 27 career games as a tight end. He was a top-100 signee out of North Paulding (Dallas, Ga.) High School.

Autenrieth graduated from North Carolina State in 2019 with a degree in sport management.

DYLAN AUTENRIETH'S TIMELINE

COACHING

2025:	Defensive Quality Control – Tennessee Titans
2023-24:	Assistant Offensive Line – Vanderbilt University
2022:	Graduate Assistant – Vanderbilt University
2021:	Graduate Assistant – Colorado State University
2020:	Offensive Analyst – North Carolina State

BRIAN BELL

ASSISTANT DIRECTOR, SPORTS PERFORMANCE



Brian Bell is in his 11th season coaching in the NFL and his eighth season with the Titans. After joining the Titans in 2018 as a strength and conditioning assistant, he was named sports performance coordinator in 2022 and then promoted to his current title of assistant director of sports performance in 2023.

During his first 10 NFL seasons, Bell was a part of five playoff teams and four division winners.

In 2021, Bell was on a coaching staff that earned its third consecutive playoff appearance. The Titans won their second straight AFC South title, compiling a 12-5 record during a season in which they used an NFL-record 91 total players. In 2020, the Titans went 11-5 to win their division for the first time since 2008. The 2019 Titans advanced to the AFC Championship Game for the first time since 2002.

Prior to joining the Titans, Bell spent three seasons with the Houston Texans as assistant strength and conditioning coach. He was a member of back-to-back AFC South division championships in his first two campaigns in Houston.

Bell was an assistant strength and conditioning coach at Penn State from 2012 to 2013.

Prior to accepting his position with the Texans, Bell was co-owner of The Athletic Factory, a sports performance center in Bowie, Md. From 2011 to 2012, he served as the head football strength and conditioning coach at

his high school alma mater, DeMatha Catholic, in Hyattsville, Md.

Bell was a tight end and fullback at Kent State from 2002 to 2006. In 2007, Bell signed with the Washington Commanders as an undrafted free agent and served on the team's practice squad.

He and his wife, Crystal, have two daughters, Logan and Parker, and a son, Brian Jr.

BRIAN BELL'S TIMELINE

COACHING

2023-25: Assistant Director of Sports Performance – Tennessee Titans

2022: Sports Performance Coordinator – Tennessee Titans

2018-21: Strength and Conditioning Assistant – Tennessee Titans

2015-17: Assistant Strength and Conditioning – Houston Texans

2012-13: Assistant Strength and Conditioning – Penn State

2011-12: Head Strength and Conditioning – DeMatha Catholic High School

PLAYING

2007: Tight End – Washington Commanders

BEN BLOOM

OUTSIDE LINEBACKERS



Ben Bloom is in his 17th year coaching in the NFL and his second season with the Titans. He was hired by Tennessee in 2024 as outside linebackers coach after spending the previous four campaigns with the Cleveland Browns.

In 2024, Bloom helped outside linebackers Harold Landry III (9.0 sacks) and Arden Key (6.5) rank first and second in sacks on the team, respectively, and combine for 15.5 sacks. Key's total tied a career high. Landry was one of three NFL players in 2024 that recorded at least 70 tackles and 15 tackles for loss (Andrew Van Ginkel and Brian Burns).

During his most recent stint with the Browns, Bloom served as senior defensive assistant in 2020, run game coordinator in 2021 and 2022, and defensive line coach in 2023. He broke into the NFL with the Browns from 2009 to 2010 and then worked nine seasons on the Dallas Cowboys staff (2011-19) before heading back to Cleveland.

In 2023, Bloom worked with Browns defensive end Myles Garrett, who was named the AP Defensive Player of the Year after leading the Browns and tying for seventh in the NFL with 14 sacks. As a unit, the Browns led the NFL in total defense (270.2 opponent yards per game), passing defense (164.7) and third-down defense (29.1 percent).

Garrett was named to the Pro Bowl every season from 2020 to 2023 and was named to the AP All-Pro first team in 2020, 2021 and 2023. He garnered second-team honors in 2022. His 16 sacks in 2021 established the franchise record, and he matched the mark during the following campaign.

In 2021, the Browns finished fifth in the NFL in total defense, allowing 311.5 yards per contest. It was the third time since 1970 the team finished in the top-five and the club's highest finish since 1987.

In 2020, the Browns finished ninth in the league in run defense (110.8 opponent rushing yards per game), a dramatic improvement from 30th place in 2019.

Bloom was the linebackers coach for the Cowboys in his final two seasons with the organization (2018-19) and was instrumental in a pair of young standouts earning Pro Bowl honors. In 2018, he helped develop first-rounder Leighton Vander Esch, who became the first rookie linebacker in

Cowboys history to be named to the Pro Bowl after leading the defense with a franchise-rookie-record 176 tackles. Vander Esch added second-



BEN BLOOM'S TIMELINE

COACHING

- 2024-25:** Outside Linebackers – Tennessee Titans
- 2023:** Defensive Line – Cleveland Browns
- 2021-22:** Run Game Coordinator – Cleveland Browns
- 2020:** Senior Defensive Assistant – Cleveland Browns
- 2018-19:** Linebackers – Dallas Cowboys
- 2016-17:** Assistant Coach/Special Projects – Dallas Cowboys
- 2015:** Defensive Ends – Dallas Cowboys
- 2014:** Assistant Defensive Line/Defensive Ends – Dallas Cowboys
- 2011-13:** Defensive Quality Control/Assistant Linebackers – Dallas Cowboys
- 2010:** Defensive Quality Control – Cleveland Browns
- 2009:** Team Operations Assistant/Quality Control Coach – Cleveland Browns
- 2008:** Assistant Defensive Line – Harvard University
- 2005-07:** Defensive Line/Graduate Assistant – Tufts University

team AP All-Pro honors. Then, in 2019, linebacker Jaylon Smith was selected to his first career Pro Bowl after leading Dallas with a career-high 142 tackles.

In 2016 and 2017, Bloom served on the Cowboys staff as the club's assistant coach/special projects. He advised the head coach on the game plan, personnel group strategies, film and statistical analysis, game management and situational football strategy.

Coaching defensive ends in 2015, Bloom helped DeMarcus Lawrence pace the Cowboys with eight sacks while finishing second on the defense with 31 pressures. Along with Greg Hardy's six sacks, the pass rushing duo accounted for 14 of the club's 31 sacks on the year.

With Bloom working as assistant defensive line/defensive ends coach for the Cowboys in 2014, Jeremy Mincey led the club with six sacks and 39 quarterback pressures.

Bloom initially joined the Cowboys staff in 2011 as defensive quality control/assistant linebackers coach, working alongside linebackers coach Matt Eberflus. He served in that capacity through 2013. DeMarcus Ware and Anthony Spencer earned Pro Bowl berths in 2012 with 11.5 and 11.0 sacks, respectively. Ware also garnered Pro Bowl and first-team All-Pro recognition in 2011 and second-team All-Pro honors in 2012.

In 2009, Bloom's first season with the Browns, he was an assistant in team operations and quality control. He then moved to a defensive assistant role in 2010.

Prior to entering the NFL, Bloom spent four years in the college coaching ranks, lastly as the assistant defensive line coach at Harvard University in 2008. That followed three years (2005-07) as defensive line/graduate assistant at Tufts University, where he earned a bachelor's degree in history in 2005 and master's in education in 2008.


A native of Wellesley, Mass., Bloom was a three-year letter winner on the Tufts offensive line.

He and his wife, Eliot, have a son, Bern, and two daughters, Georgia and Edie.



TREVOR BROWDER

OFFENSIVE ASSISTANT



Trevor Browder was hired by the Titans into a full-time coaching role as an offensive assistant prior to the start of the 2024 season after spending the offseason as a Bill Walsh Diversity Fellow for the club.

Browder's main duties include assisting with the wide receivers.

Prior to joining the Titans, Browder was the senior offensive analyst for the University of Alabama Birmingham. He was promoted after spending the 2023 season as an offensive analyst.

In 2022, Browder worked as a defensive quality control coach for Indiana University.

Browder also worked as an offensive graduate assistant for Ball State University (2021) and an offensive student assistant for Marian University (2020).

Prior to joining the college ranks, Browder spent four years coaching high school football. From 2019 to 2020, Browder was at his alma mater, Cardinal Ritter (Indianapolis) High School. In 2019, he was the wide receivers and defensive backs coach before transitioning to the defensive coordinator and outside linebackers coach in 2020.

Browder began his coaching career at Danville (Ill.) High School coaching

wide receivers.

Browder attended Marian University where he was a two-time MSFA Midwest League Champion and a member of the 2019 NAIA national runner-up team.


TREVOR BROWDER'S TIMELINE

COACHING

- 2024-25:** Offensive Assistant – Tennessee Titans
- 2024:** Senior Offensive Analyst – University of Alabama Birmingham
- 2023:** Offensive Analyst – University of Alabama Birmingham
- 2022:** Defensive Quality Control – Indiana University
- 2021:** Offensive Graduate Assistant – Ball State University
- 2020:** Offensive Student Assistant – Marian University
- 2019:** Defensive Coordinator/Outside Linebackers – Cardinal Ritter (Ind.) High School
- 2018:** Wide Receivers/Defensive Backs – Cardinal Ritter (Ind.) High School
- 2017-18:** Wide Receivers – Danville (Ill.) High School

FRANK BUSH

LINEBACKERS



Frank Bush is in his 41st overall NFL season as a player (1985-86), scout (1987-91) and coach (1992-present). He rejoined the Titans as linebackers coach in 2024, beginning his third coaching stint with the franchise that also drafted him as a player in 1985.

In 2024, Bush helped newcomer Kenneth Murray Jr. lead the defense with 95 total tackles. Bush's group was forced to overcome a significant number of games missed due to injuries to Murray (three games), Jack Gibbens (seven), Otis Reese IV (four) and Chance Campbell (17) while also absorbing the midseason trade of starter Ernest Jones IV.

Bush spent three seasons coaching linebackers with the Atlanta Falcons from 2021 to 2023. In his final season there, his platoon was part of an overall unit that ranked eighth in passing defense (202.9 opponent yards per game), third in third-down efficiency (33.8 percent) and fourth in red-zone efficiency (45.3 touchdown percent). Kaden Elliss logged a career-high 17 starts and placed second on the squad with a career-high 122 tackles.

In 2022, Atlanta's defense led the league in fewest penalties per game (1.06) and limited opponents to the second-fewest second half points per game, allowing an average of only 7.9 points after halftime. Under Bush's guidance, Rashaan Evans (159) and Mykal Walker (107) both set single-season career highs for total tackles. In Evans' first season with Atlanta, he finished with the sixth-most total tackles in the NFL and had double-digit tackles in a career-high eight games.

In 2021, Bush's first season coaching linebackers in Atlanta, Foye Oluokun finished with a league-leading 192 tackles, the most by any player in a single season since at least 2000. His 12 games with double-digit tackles were the most by a Falcon in a single season since 2000. Oluokun also tied for the team lead with three interceptions.

Prior to joining Atlanta's staff, Bush spent two seasons (2019-20) with the New York Jets as assistant head coach defense/linebackers coach and was promoted to defensive coordinator for the final four games of the 2020 season. Bush's defense held the Rams and Browns offenses to 20 and 16 points, respectively, leading to the Jets' only two wins of the season. From his linebacker corps in 2020, Neville Hewitt led the team with 131 tackles (89 solo), including six for a loss, four passes defended and one forced fumble.



FRANK BUSH'S TIMELINE

COACHING

2024-25: Linebackers – Tennessee Titans
2021-23: Linebackers – Atlanta Falcons
2019-20: Assistant Head Coach Defense/Linebackers – New York Jets
2017-18: Assistant Head Coach/Linebackers – Miami Dolphins
2013-16: Linebackers – St. Louis/Los Angeles Rams
2011-12: Linebackers – Tennessee Titans
2009-10: Defensive Coordinator – Houston Texans
2007-08: Senior Defensive Assistant – Houston Texans
2006: Assistant Head Coach/Linebackers – Arizona Cardinals
2004-05: Linebackers – Arizona Cardinals
2001-03: Special Teams – Denver Broncos
2000: Secondary/Nickel – Denver Broncos
1995-99: Linebackers – Denver Broncos
1993-94: Defensive Quality Control/Linebackers – Houston Oilers
1992: Linebackers – Houston Oilers
1987-91: College Scout – Houston Oilers

PLAYING

1985-86: Linebacker – Houston Oilers

Prior to joining the Jets, Bush served two seasons with the Dolphins as the team's assistant head coach/linebackers coach (2017-18). During the 2018 campaign, linebacker Kiko Alonso finished tied for 10th in the league in total tackles (125) after finishing 13th a season earlier.

Bush spent four years as the linebackers coach with the Rams in St. Louis (2013-15) and Los Angeles (2016). He helped Alec Ogletree finish ninth among all NFL linebackers in total tackles (408) in just 52 games played in that span, while James Laurinaitis (335) finished 20th in just 48 games (2013-15). Ogletree's 11 forced fumbles were tied for the fourth-most among all linebackers in that period, while his five interceptions ranked tied for eighth and his 33 passes defended were tied for second-most. Additionally, Bush helped Mark Barron, selected seventh overall in 2012 as a safety, switch to linebacker in the middle of the 2015 season. That season, Barron finished with 117 tackles, which ranked second on the team.

Returning to the Oilers/Titans organization in 2011, Bush spent two seasons in Tennessee (2011-12) and helped a trio of young linebackers—Akeem Ayers, Colin McCarthy and Zach Brown—earn starting roles. In 2011, Ayers, a second-round pick, became the first Titans rookie defender

to start all 16 games since 2002. Ayers followed his rookie performance by leading the club in tackles during his second year (110) while also ranking second with six sacks. McCarthy, a fourth-rounder in 2011, led the defense in tackles for loss as a rookie (eight) and was named a team captain in his second campaign. Brown, a second-round selection in 2012, was the only player to finish among the top five 2012 rookies in interceptions (three interceptions tied for fourth) and sacks (5.5 sacks tied for fifth).

Bush spent four seasons with the Texans, the first two as a senior defensive assistant (2007-08), working primarily with the defensive line, before serving as the team's defensive coordinator (2009-10). During his time in Houston, he saw the emergence of defensive end Mario Williams and linebackers DeMeco Ryans and Brian Cushing as Pro Bowl players, with Cushing earning Defensive Rookie of the Year honors in 2009.



Before joining the Texans, Bush spent three seasons (2004-06) with Arizona as the linebackers coach, adding the assistant head coach title in 2006. While he was with the Cardinals, Karlos Dansby, a second-round rookie in 2004, produced three-year totals of 222 tackles, 17.0 sacks, five forced fumbles and four interceptions, including two returned for touchdowns. In that span, he was one of only four players to produce at least 200 tackles, 15.0 sacks, five forced fumbles and four interceptions and the only one to score multiple touchdowns.

In his time with Denver (1995-2003), Bush earned two Super Bowl rings (XXXII and XXXIII), serving several different roles, including special teams coach (2001-03), secondary/nickel coach (2000) and linebackers coach (1995-99).

A three-year starter at North Carolina State, he was selected in the fifth round by the Oilers in the 1985 NFL Draft. A starter at linebacker as a rookie, Bush earned All-Rookie honors before an injury in his second season and subsequent diagnosis of a narrow spinal canal forced an early end to his playing career.

Following his on-field career with Houston, he joined the team as a college scout for five seasons (1987-91) before transitioning to the coaching staff, initially as the team's linebackers coach (1992) and then as the defensive quality control/linebackers coach (1993-94).

Bush was born in Athens, Ga., and is married to Stephanie.

KYLAN BUTLER

OFFENSIVE ASSISTANT



Kylan Butler is in his fifth season with the Titans in 2025. He initially arrived in Tennessee for the 2021 season as part of the NFL Bill Walsh Diversity Coaching Fellowship and earned a full-time role in 2022. He previously spent seven years coaching at the collegiate level.

In 2024, Butler contributed to a Titans offense that featured a 1,000-yard running back in Tony Pollard (1,079) and a 1,000-yard wide receiver in Calvin Ridley (1,017), each of whom was in his first season with the organization.

In 2023, Butler was part of an offensive coaching staff that helped Derrick Henry rank second in the NFL with 1,167 rushing yards, resulting in his second consecutive Pro Bowl appearance. Wide receiver DeAndre Hopkins registered the seventh season in franchise history in which a player recorded at least 75 receptions, 1,000 receiving yards (1,057) and seven receiving touchdowns. Meanwhile, quarterback Will Levis, running back Tyjae Spears and left guard Peter Skoronski headlined a rookie class that led the NFL in offensive snaps by rookies from Week 8 through the end of the regular season (2,072).

In 2022, Henry ranked second in the NFL with 1,538 rushing yards, and quarterback Ryan Tannehill's 94.6 passer rating was the 11th best in the league. As an offense, the Titans ranked sixth in the NFL in red-zone efficiency (64.3 percent) and first in goal-to-go efficiency (93.8 percent).

The 2021 Titans ranked fifth in rushing offense (141.4 yards per game) despite missing Henry for nine games due to injury. The offense also ranked eighth on third down (43.6 percent), fifth in the red zone (63.9 percent) and first in goal-to-go efficiency (87.5 percent).

Prior to his arrival in Tennessee, Butler spent two seasons coaching wide receivers at Morehead State University. He also served as co-special teams coordinator in 2019 and was promoted to associate head coach for 2020-21.

After Morehead State's fall 2020 season was postponed due to the COVID-19 pandemic, the team played in the spring of 2021. Butler helped wide receiver BJ Byrd earn unanimous first-team All-Pioneer League honors as the senior finished as the conference's leader with eight

touchdown receptions.

Butler spent two years at Glenville (W.Va.) State College, first as running backs coach in 2017 and then as offensive coordinator/wide receivers coach in 2018.

Butler began his coaching career at his alma mater, the University of Arizona, breaking in with Rich Rodriguez's staff in 2014 and spending three total seasons as an offensive graduate assistant. He worked with the receivers while assisting with all facets of the offense and recruiting as a part of two bowl teams and one division championship team (2014).

A native of Antioch, Calif., he won a state championship at De La Salle High School prior to his career at Arizona. Butler appeared in 35 career games as a running back and on special teams for the Wildcats. He played on four bowl teams and was a founding member and vice president of Arizona's chapter of Uplifting Athletes, an organization dedicated to raising funds and awareness in support of the rare disease community. He also served as a member of Arizona's student-athlete advisory committee.

Butler earned his bachelor's degree in social behavior and human understanding in May 2013 and earned his master's in educational psychology in December 2016.

He has one daughter, Morgan.

KYLAN BUTLER'S TIMELINE

COACHING

- 2021-25:** Offensive Assistant – Tennessee Titans
- 2020:** Associate Head Coach/Wide Receivers – Morehead State
- 2019:** Wide Receivers/Co-Special Teams Coordinator – Morehead State
- 2018:** Offensive Coordinator/Wide Receivers – Glenville State
- 2017:** Running Backs – Glenville State
- 2014-16:** Offensive Graduate Assistant – University of Arizona



BILL CALLAHAN

OFFENSIVE LINE



Bill Callahan was hired by the Titans as offensive line coach in 2024. The 2025 campaign is his 48th year in coaching and his 27th year coaching in the NFL.

Callahan spent a total of six full seasons as a head coach with the Oakland Raiders (2002-03) and the University of Nebraska (2004-07), in addition to part of one season as an interim head coach with the Washington Commanders (2019).

During his time in the NFL, Callahan has spent 23 seasons coaching offensive lines and seven years as an offensive coordinator. His teams have gone to the playoffs 11 times, totaling 22 career postseason contests. He has helped his side of the ball finish with the No. 1 ranked rushing offense in 2000 (Raiders) and 2009 (Jets), as well as the top ranked passing offense in 2002 (Raiders). He has served on teams that finished in the top five in the NFL in rushing or passing 13 times. In the process, 14 offensive linemen under his tutelage have been selected to a total of 35 Pro Bowls.

When he joined the Titans, it marked the first time that he and his son, Titans head coach Brian Callahan, were employed by the same organization.

During his first campaign in Tennessee, Bill Callahan helped develop first-round pick JC Latham, who started all 17 games at left tackle. Second-year left guard Peter Skoronski also started every game, while right guard Dillon Radunz established a career high with 15 starts.

Callahan was recognized by the Professional Football Writers of America (PFWA) as one of two winners of the 2024 Paul "Dr. Z" Zimmerman Award, sharing the honors with Steve Spagnuolo. The award is given annually for lifetime achievement as an assistant coach in the NFL.

Prior to working with the Titans, Callahan spent four years as the offensive line coach for the Cleveland Browns (2020-23). During that span, the Browns qualified for the playoffs twice and ranked third in the NFL with an average of 139.6 rushing yards per game. The team's 4.61-yard rushing average ranked sixth during that period.

In 2023, Browns guard Joel Bitonio was voted to his fourth consecutive Pro Bowl under Callahan's mentorship (his sixth consecutive Pro Bowl

overall). Cleveland tied for the league's 10th-best scoring offense with an average of 23.9 points per game despite being the first team since Atlanta, Kansas City and New England during the strike season of 1987 to use five different starting quarterbacks.

In 2022, the Browns recorded the third-highest rushing total in club history with 2,490 yards. Running back Nick Chubb finished third in the NFL with 1,525 rushing yards, and Bitonio and Wyatt Teller were named to the Pro Bowl. Bitonio also garnered AP first-team All-Pro honors for the second consecutive season.

In 2021, Callahan helped the Browns lead the NFL with an average of 5.09 yards per rushing attempt, the highest mark by a Browns team since 1966. The offensive line opened holes for Chubb, who finished second in the league with 1,259 rushing yards. Bitonio and Teller earned Pro Bowl honors, marking the first time a pair of Browns guards made the Pro Bowl in the same season since 1967. In addition, Bitonio was an AP first-team All-Pro honoree and Teller was named to the second team.

During his first season with the Browns, Callahan helped the club finish third in the league in rushing with an average of 148.4 yards per game—the team's best average since 1978. Right tackle Jack Conklin earned first-team AP All-Pro honors, while Bitonio and Teller earned second-team honors. Bitonio was also selected to the Pro Bowl, while first-round left tackle Jedrick Wills Jr. was voted the NFL Pepsi Zero Sugar Rookie of the Week for Week 10, becoming just the fourth offensive lineman to win the award since its inception in 2002 and first since 2013.

Callahan was on Washington's coaching staff from 2015 to 2019, working mostly with the offensive line and serving as interim head coach for the final 11 games in 2019. Guard Brandon Scherff was named to the Pro Bowl in 2019, giving him three such appearances in five seasons with Callahan.

In 2018, Callahan helped to steady a Washington offensive line that lost four of its five Week 1 starters for extended periods of time during the season. The unit aided running back Adrian Peterson in becoming the first Washington running back to rush for 1,000-plus yards in a single season since 2014. Tackle Trent Williams was also selected to his fourth consecutive Pro Bowl under Callahan.

In 2017, injuries forced Washington to use a total of 36 unique groups of offensive linemen (including seven different combinations of six-lineman groupings), as well as eight different starting lineups along the offensive front. In total, Callahan coached 28 different offensive linemen during the 2017 calendar year, including players on the offseason roster and on the practice squad. Among the newcomers Callahan developed were rookies Chase Roullier and Tyler Catalina, the former of whom blossomed from a sixth-round pick into a seven-game starter at center and the latter of whom performed at multiple positions after making the team as a college free agent. Scherff and Williams became the franchise's first offensive line duo to be named to the Pro Bowl in consecutive seasons since Russ Grimm and Joe Jacoby earned four straight selections from 1983 to 1986.

In the team's first two seasons under Callahan, Washington allowed 50 total sacks after allowing 58 sacks in the 2014 season alone. The 2016 squad set single-season team records in yards per game (403.4), yards per play (6.40), net passing yards (4,758), completions (407), passing first downs (226) and 500-yard games (three). Their 23 sacks allowed in 2016 was the fourth-fewest in the NFL and tied for the seventh-fewest for the



franchise since 1982. The selections of Scherff and Williams to the Pro Bowl marked the first time the team had multiple offensive linemen earn the honor in the same season since tackle Jim Lachey and guard Mark Schlereth in 1991.

In his first year in Washington, Callahan helped the team capture the NFC East title while recording the largest year-over-year decline in sacks allowed in team history. A year after allowing 58 sacks in 2014, Washington held opponents to 27 sacks in 2015. The performance of the line as a unit helped garner Pro Bowl honors for Williams and PFWA All-Rookie honors for Scherff.

Prior to his time with Washington, Callahan served as offensive coordinator/offensive line coach for the Dallas Cowboys from 2012 to 2014 and helped guide the franchise to its first NFC East title since 2009 in his final season. In 2014, the Cowboys finished second in the NFL in rushing (147.1 yards per game) with running back DeMarco Murray leading the league in rushing and setting a Dallas franchise record with 1,845 yards. Callahan had two offensive linemen—tackle Tyron Smith and guard Zack Martin—named to the 2014 AP All-Pro team and had another—center Travis Frederick—selected with Smith and Martin to the Pro Bowl.

Callahan served as assistant head coach/offensive line coach of the New York Jets from 2008 to 2011, during which time the Jets offense ranked second in the NFL in rushing yards per game (137.9). Meanwhile, the Jets appeared in consecutive AFC Championship games in 2009 and 2010. In his four seasons with the organization, Callahan coached three offensive linemen to nine total Pro Bowl appearances: four by Nick Mangold, three by D'Brickashaw Ferguson and two by Alan Faneca. Mangold earned AP All-Pro honors in 2009 and 2010.

Prior to his time in New York, Callahan served as head coach at the University of Nebraska from 2004 to 2007. He led the Cornhuskers to a Big 12 Conference Championship Game appearance in 2006 and two bowl invitations in his four seasons.

Callahan spent six seasons with the Oakland Raiders from 1998 to 2003, first serving as offensive coordinator for four years before becoming the 13th head coach in Raiders history in 2002. The 2002 squad set a franchise record for total offense with an NFL-best 6,237 yards and led the NFL in passing yards (4,689) en route to an appearance in Super Bowl XXXVII. He became the fourth rookie head coach in NFL history to earn a Super Bowl berth.

Callahan's first NFL experience was coaching the offensive line with the Philadelphia Eagles from 1995 to 1997. His group helped the Eagles rank second in the NFC in passing, fifth in rushing and third in total offense in 1997.

Prior to joining the Eagles, Callahan accrued 15 seasons of collegiate coaching experience in various capacities at Illinois (1980-86), Northern Arizona (1987-88), Southern Illinois (1989) and Wisconsin (1990-94).

As a student athlete, Callahan started at quarterback for three seasons (1975-77) at Illinois Benedictine (Lisle, Ill.), where he earned honorable-mention All-America honors in 1976 and 1977 and graduated with a bachelor's degree in physical education in 1978. In 2004, he was inducted into the Benedictine University Athletics Hall of Fame.

Callahan was born in Chicago and attended Mendel Catholic High School. He is a member of the Chicago Catholic League Hall of Fame as well as the Mendel Catholic High School Hall of Fame.

He and his wife, Valerie, have four children: daughters Cathryn and Jaclyn, and sons Brian and Daniel.

BILL CALLAHAN'S TIMELINE

COACHING

2024-25: Offensive Line – Tennessee Titans
2020-23: Offensive Line – Cleveland Browns
2019: Interim Head Coach (11 Games) – Washington Commanders
2017-19: Assistant Head Coach/Offensive Line – Washington Commanders
2015-16: Offensive Line – Washington Commanders
2012-14: Offensive Coordinator/Offensive Line – Dallas Cowboys
2008-11: Assistant Head Coach/Offensive Line – New York Jets
2004-07: Head Coach – University of Nebraska
2002-03: Head Coach – Oakland Raiders
1999-01: Offensive Coordinator/Offensive Line – Oakland Raiders
1998: Offensive Coordinator/Tight Ends – Oakland Raiders
1995-97: Offensive Line – Philadelphia Eagles
1990-94: Offensive Line – University of Wisconsin
1989: Offensive Coordinator – Southern Illinois University
1987-88: Offensive Line – Northern Arizona University
1986: Quarterbacks – University of Illinois
1984-85: Offensive Line – University of Illinois
1982-83: Special Teams/Tight Ends – University of Illinois
1980-81: Associate Coach – University of Illinois
1979: Assistant Coach – De La Salle (Ill.) High School
1978: Assistant Coach – Oak Lawn (Ill.) High School

STEVE DONATELL

DEFENSIVE ASSISTANT



Steve Donatell is in his second season with the Titans and his fourth season coaching in the NFL. He was hired by Tennessee during the 2024 offseason after spending one campaign with the Miami Dolphins as a defensive assistant.

In 2024, Donatell contributed to a Titans defense that ranked second overall in the NFL (311.2 opponent yards per game) and second in passing defense (177.3). The unit tied for the fifth-fewest first downs allowed per game (18.5) and tied for the fifth-fewest opponent yards allowed per play (5.2).

During the 2023 season, Donatell was part of a staff that helped the Dolphins finish the season with a No. 10 overall defensive ranking (318.3 opponent yards per game) and a ranking of seventh against the run (97.1). The Dolphins' 56 sacks amounted to the third-highest mark in the league. Additionally, the defense's 27 takeaways tied for eighth place and included at least one takeaway in each of their final 12 games, including their postseason contest.

Donatell began his NFL coaching career with the Minnesota Vikings in 2022. He served as a defensive quality control assistant while his father, Ed Donatell, was the club's defensive coordinator. The Vikings tied for eighth in the NFL in takeaways (25) and tied for 10th in interceptions (15).

Prior to Minnesota, Donatell was in the college coaching ranks for four years, most recently as a defensive quality control analyst at Stanford University for three seasons (2019-21) under head coach David Shaw.

Donatell's first coaching job was in 2018 at the University of Tennessee at Chattanooga, where he coached outside linebackers. UTC finished second in the Southern Conference and 14th in the FCS in scoring defense, allowing 21.0 points per game. The Mocs were also third in the

SoCon in total defense at 362.7 yards allowed per contest.

As a player, Donatell began his collegiate career at Wake Forest playing linebacker and tight end. He earned ACC Academic All-Conference honors as a senior in 2015 and graduated with a degree in communications. In 2016, he was a graduate transfer tight end at Western Kentucky University.

A native of Lone Tree, Colo., Donatell was a four-sport letterman in football, basketball, track and baseball at Highlands Ranch High School. Donatell played quarterback, throwing for 1,686 yards and 23 touchdowns in his senior year. He was also the punter and earned first-team All-Colorado honors.

His father, Ed Donatell, is a longtime defensive coordinator who began coaching in the NFL in 1990. Steve's brother, Tom, is the defensive backs coach for the Washington Commanders.

He is married to Ariel.

STEVE DONATELL'S TIMELINE

COACHING

2024-25: Defensive Assistant – Tennessee Titans

2023: Defensive Assistant – Miami Dolphins

2022: Defensive Quality Control – Minnesota Vikings

2019-21: Defensive Assistant – Stanford University

2018: Outside Linebackers – University of Tennessee at Chattanooga

SCOTT FUCHS

ASSISTANT OFFENSIVE LINE



Scott Fuchs is in his second season with the Titans in 2025. He was hired by Tennessee in 2024 as assistant offensive line coach after spending 30 seasons coaching at the collegiate level.

Fuchs (pronunciation rhymes with “books”) has coached offensive lines every year since 2000. During his eight seasons prior to jumping to the NFL level, his teams went to a total of six bowl games: 2016 and 2017 at Wyoming; 2019 and 2020 at Buffalo; and 2022 and 2023 at Kansas.

In 2024, Fuchs contributed to the efforts to develop Titans first-round pick JC Latham, who started all 17 games at left tackle. Second-year left guard Peter Skoronski also started every game, while right guard Dillon Radunz established a career high with 15 starts.

Fuchs arrived in Tennessee after serving on the University of Kansas coaching staff from 2021 to 2023. During his time with the Jayhawks, his pupils earned a total of seven All-Big 12 selections, including Dominick Puni, who was a two-time All-Big 12 selection and earned first team honors in 2023. Center Mike Novitsky earned All-Big 12 honors in each of his three seasons at Kansas, while Earl Bostick Jr. was a two-time All-Big 12 selection before signing with the Dallas Cowboys following the 2023 NFL Draft.

In 2023, Kansas finished 8-4 to secure a winning record for the first time since 2008. The Jayhawks garnered a second consecutive bowl berth (Guaranteed Rate Bowl) for only the second time in program history. The offensive line paved the way for the No. 4 rushing offense in the Big 12 as the Jayhawks ran for an average of 211.3 yards per game and a league-leading 31 touchdowns. KU allowed only 15 sacks, which ranked fourth in the conference.

In 2022, Fuchs assisted as the Jayhawks qualified for a bowl game (AutoZone Liberty Bowl) for the first time since 2008 and reached the Associated Press Top 25 for the first time since 2009. The offensive line helped pave the way for the third-highest scoring offense in school history as the Jayhawks scored 35.6 points per game. Three of his players earned All-Big 12 honors, led by Novitsky, who earned second team accolades. Bostick and Puni both received honorable mention from the conference.

Prior to joining the Jayhawks staff, Fuchs spent two years (2019-20) at Buffalo. In each season under Fuchs, the Bulls were semifinalists for the Joe Moore Award, given annually to the best offensive line unit in the nation.

In 2020, Buffalo ranked second in the nation in rushing yards per game (287.4) and allowed only one sack on the season, which tied for the fewest in the country. Three of the Bulls’ starting offensive linemen were named All-MAC, including Kayode Awosika, who in 2021 signed an NFL free agent contract to play for the Philadelphia Eagles. Awosika was second-team All-American by the Football Writers Association of America (FWAA). Fuchs was named one of five finalists for the 2020 FootballScoop Offensive Line Coach of the Year Award and was nominated for the 2020 Broyles Award, given to the top assistant coach in college football.

Prior to Buffalo, Fuchs spent five seasons (2014-18) at Wyoming, where he helped develop All-American center Chase Roullier, who later went on to a pro career as a starter for the Washington Commanders. Fuchs helped design a blocking scheme for running back Brian Hill, who rushed for a school-record 4,287 yards over his career. In 2016, Fuchs helped coach the Cowboy offense to average 35.9 points per game, which ranked second in the Mountain West and No. 25 in the nation.

Fuchs coached the offensive line at his alma mater, North Dakota State, from 2009 to 2013. He helped lead the Bison to a 43-2 record and three national titles between 2011 and 2013. In 2012 and 2013, Fuchs coached consensus first-team All-America offensive tackle Billy Turner, who was selected in the third round of the 2014 NFL Draft by the Miami Dolphins.

Prior to returning to his alma mater, Fuchs coached at Southern Illinois in 2008. That team tied for the conference title and advanced to the first round of the FCS Playoffs. He also coached at Grand Valley State (2007), Nebraska Omaha (2003-06), Minnesota Crookston (2000-02), Wisconsin-Eau Claire (1999) and Valley City State (1997-98). The only school Fuchs did not coach the offensive line was his one season at Wisconsin-Eau Claire, when he coached the defensive line.

As a student athlete at North Dakota State, Fuchs was named to the 1993 Kodak/American Football Coaches Association first-team All-America squad as a senior offensive guard. NDSU won three consecutive North Central Conference rushing titles during his three years as a starter. Fuchs was a part of three North Central Conference Championship teams at NDSU in 1990, 1991 and 1992, and in 1990, the Bison captured the NCAA Division II National Championship. He broke into coaching as a graduate assistant with NDSU, working with the tight ends from 1994 to 1996.

A native of Minot, N.D., Fuchs earned his bachelor of science degree in physical education and social science education from North Dakota State in 1995 and added a master’s of education with a specialization in physical education and athletic administration from NDSU in 1997.

He and his wife, Emily, have three sons: Hank, Jack and Gus.

SCOTT FUCH’S TIMELINE

COACHING

2024-25: Assistant Offensive Line – Tennessee Titans
2021-23: Offensive Line – University of Kansas
2019-20: Offensive Line – University at Buffalo
2014-18: Offensive Line – University of Wyoming
2009-13: Offensive Line – North Dakota State University
2008: Offensive Line – Southern Illinois University
2007: Offensive Line – Grand Valley State University
2003-06: Offensive Line – University of Nebraska Omaha
2000-02: Offensive Line – University of Minnesota Crookston
1999: Defensive Line – University of Wisconsin-Eau Claire
1997-98: Offensive Line – Valley City State University
1994-96: Graduate Assistant – North Dakota State University



BO HARDEGREE

QUARTERBACKS



Bo Hardegree is in his second season with the Titans and his 12th season coaching in the NFL. He was hired in 2024 after spending two campaigns (2022-23) with the Las Vegas Raiders. A Tennessee native and University of Tennessee product, Hardegree arrived at the Titans with 16 total years of coaching experience.

During his first season with the Titans, Hardegree aided the development of second-year quarterback Will Levis, who recorded 12 starts. Meanwhile, veteran Mason Rudolph started five games, his highest total in a season since 2019. The passing game showed significant signs of improvement during the season. From Week 10 to Week 18, the Titans tied for eighth in the NFL in gross passing yards (2,116) and ranked seventh in yards per attempt (7.64).

Hardegree joined the Raiders as quarterbacks coach in 2022 and was promoted to interim offensive coordinator for the final nine games of 2023. Under Hardegree's tutelage as an offensive coordinator, fourth-round rookie Aidan O'Connell passed for 1,905 yards and 11 touchdowns while posting the third-best passer rating (83.9) among all qualifying 2023 rookies.

In 2022, Hardegree guided Derek Carr to his fourth career Pro Bowl after the Raiders signal caller completed 305 of 502 passes for 3,522 yards and 24 touchdowns. Carr's 24 passing touchdowns ranked 12th-best in the NFL, while his 10 touchdown passes of 30-plus yards led the league. Hardegree also assisted quarterback Jarrett Stidham in his first two career NFL starts in Week 17 and 18, seeing him pass for 584 yards, four touchdowns and a 91.6 rating.

In 2021, Hardegree played a key role in the development of Patriots first-round pick Mac Jones, who led all rookie quarterbacks with 3,801 passing yards and 22 touchdowns. Jones' 10 wins were the most in a season by a Patriots rookie quarterback, and his 67.6 completion percentage was the second best by a rookie in league history.

Prior to joining the Patriots, Hardegree logged two years as an offensive assistant with the New York Jets. Under the guidance of Hardegree in 2019, quarterback Sam Darnold improved in multiple categories from his rookie season, recording career highs in completion percentage (61.9 percent), passing yards (3,024) and touchdowns (19), while recording the league's 10th best passer rating (84.3) and compiling a 6-2 record over the final eight games of the season.

Before joining the Jets, Hardegree spent three seasons as quarterbacks coach of the Miami Dolphins. During his tenure, Hardegree worked with



BO HARDEGREE'S TIMELINE

COACHING

2024-25: Quarterbacks – Tennessee Titans
2023: Interim Offensive Coordinator – Las Vegas Raiders (9 Games)
2022-23: Quarterbacks – Las Vegas Raiders
2021: Quality Control/Quarterbacks – New England Patriots
2019-20: Offensive Assistant – New York Jets
2016-18: Quarterbacks – Miami Dolphins
2015: Offensive Assistant – Chicago Bears
2014: Offensive Quality Control – Denver Broncos
2012-13: Offensive Coaching Intern – Louisiana State University
2011: Defensive Coaching Intern – Louisiana State University
2008-10: Graduate Assistant – Duke University

several different quarterbacks, including Jay Cutler, Matt Moore, Brock Osweiler and Ryan Tannehill.

In his first season with the Dolphins in 2016, Hardegree guided Tannehill to then-career highs with a 93.5 quarterback rating, 7.7 yards per attempt and a 67.1 completion percentage. Under Hardegree's tutelage, both Tannehill and Moore led the NFL in red zone passer rating. Tannehill posted a 119.7 mark to lead the league, while Moore finished second at 118.8.

Prior to the Dolphins, Hardegree spent one season in Chicago as an offensive assistant in 2015. He helped the Bears' rushing attack improve from 27th in 2014 to 11th in the NFL in 2015 as the unit averaged 25.6 more rushing yards per game. Bears quarterback Jay Cutler finished the 2015 season with the highest passer rating (92.3) of his career, while his 64.4 completion percentage, 2.3 interception percentage and 7.6 passing yards per attempt were all second best of his career.

Hardegree entered the NFL as an offensive quality control coach with the Denver Broncos in 2014 while current Titans head coach Brian Callahan served as an offensive assistant that same season. The Broncos offense ranked second in the NFL in scoring, averaging 30.1 points per contest. Quarterback Peyton Manning completed 66.2 percent of his passes for 4,727 yards and 39 touchdowns.

Prior to Denver, Hardegree spent three years (2011-13) as an intern at Louisiana State, working with the defense in 2011 and the offense from 2012 to 2013. During his three seasons, LSU went 33-7 overall, winning the SEC in 2011 and advancing to the 2012 BCS National Championship game. In 2013, LSU ranked No. 23 in the FBS in scoring, averaging 35.8 points per game.

Hardegree began his coaching career as a graduate assistant at Duke (2008-10), where he earned his master's degree.

At the University of Tennessee, Hardegree played quarterback and was a member of SEC Eastern Division championship teams in 2004 and 2007. The Volunteers won the 2005 Cotton Bowl and the 2008 Outback Bowl during his tenure. He also played tennis for the Volunteers and earned a degree in exercise science in 2007.

A native of Jackson, Tenn., Hardegree was an all-state quarterback and tennis standout at Jackson Central-Merry High School.

He and his wife, Lauren, have one daughter, Isabella Rose.



STEVE JACKSON

SECONDARY/SAFETIES



Steve Jackson is in his 22nd season coaching in the NFL and his fourth season coaching for the Titans. He returned to the organization in 2024 after previously serving on the staff in 2016 and 2017.

A former Houston Oilers draft pick, Jackson played nine seasons in the NFL—all with the Oilers/Titans from 1991 to 1999.

In 2024, Jackson helped the Titans finish second in the NFL in passing defense (177.3) and seventh in opponent passing yards per attempt (6.80). The unit was forced to overcome significant time missed due to injuries to the starting secondary of safety Quandre Diggs (nine games missed), safety Amani Hooker (three), cornerback L'Jarius Sneed (12) and cornerback Chidobe Awuzie (nine). Hooker led the team with a career-high five interceptions while tying for the team lead with nine passes defended.

Prior to rejoining the Tennessee coaching staff, Jackson spent two seasons with the Atlanta Falcons (2022-23). He began his tenure in Atlanta as a senior offensive assistant and transitioned to coaching the secondary in 2023.

Jackson was part of a staff in 2023 that helped the Falcons place eighth in passing defense (202.9 opponent yards per game), third in third-down efficiency (33.8 percent) and fourth in red-zone efficiency (45.3 touchdown percent). Safety Jessie Bates III was selected to the Pro Bowl and earned second-team AP All-Pro honors after establishing career highs with 132 tackles and six interceptions.

Coaching on the offensive side of the ball in 2022, Jackson helped the Falcons offense finish third in rushing yards per game (159.9) and 10th in third-down conversion rate (41.8 percent). Atlanta's offense also tied for first in the NFL with only 35 penalties enforced against the unit.

Jackson served as the secondary/cornerbacks coach for the Cincinnati Bengals in 2020 and 2021. Under Jackson's guidance, Cincinnati's defensive backs limited opposing quarterbacks to a 60.8 completion percentage, eight touchdowns and eight interceptions resulting in a 74.9 passer rating over a four-game run in the 2021 postseason, including an appearance in Super Bowl LVI.

In 2020, Jackson's Bengals limited opposing quarterbacks to a 62.8 completion percentage which ranked sixth among NFL defenses that season.

Prior to his time in Cincinnati, Jackson spent two seasons with the New York Jets as the assistant defensive backs coach (2018-19). In each of Jackson's two seasons with the Jets, safety Jamal Adams was selected to the Pro Bowl and earned AP All-Pro honors. Adams also led the Jets in tackles both seasons and was voted as the Curtis Martin Team Most Valuable Player.

During Jackson's first coaching stint with the Titans (2016-17), he was the assistant secondary coach. In 2017, safety Kevin Byard recorded a career-high eight interceptions—tied for the most in the NFL that season. Jackson also aided in the development of cornerback Adoree' Jackson, the team's first-round selection in 2017, who was relied upon to play immediately and ended his rookie campaign with a team-high 17 passes defended and three forced fumbles.

Jackson spent one season with the Detroit Lions as an assistant secondary coach (2013) after spending eight years with Washington as safeties coach (2004-11), where he also earned the title of defensive passing

STEVE JACKSON'S TIMELINE

COACHING

2024-25: Secondary/Safeties – Tennessee Titans
2023: Secondary – Atlanta Falcons
2022: Senior Offensive Assistant – Atlanta Falcons
2020-21: Secondary/Cornerbacks – Cincinnati Bengals
2018-19: Assistant Defensive Backs – New York Jets
2016-17: Assistant Secondary – Tennessee Titans
2013: Assistant Secondary – Detroit Lions
2010-11: Safeties – Washington Commanders
2006-09: Passing Game Coordinator/Safeties – Washington Commanders
2004-05: Safeties – Washington Commanders
2001-03: Safeties – Buffalo Bills

PLAYING

1991-99: Safety – Houston Oilers/Tennessee Titans

game coordinator from 2006 to 2009. Jackson's stint in Washington included four seasons (2004-07) as the position coach for the late Sean Taylor, who earned AP All-Pro and Pro Bowl honors while learning under Jackson.

Jackson started his coaching career as the safeties coach for the Buffalo Bills from 2001 to 2003.

Jackson was originally selected by the Oilers in the third round (71st overall) of the 1991 NFL Draft. He recorded 14 interceptions and nine sacks in his NFL career. In his final season, he helped the Titans make an appearance in Super Bowl XXXIV.

Jackson was a four-year starter at Purdue University. As a senior, he earned All-American honors and was named a semifinalist for the Jim Thorpe Award, given annually to the nation's top defensive back.

The Houston, Texas, native attended Klein Forest High School.

He has one daughter, Dominique, and one son, Stephen.



MATT JONES

OFFENSIVE ASSISTANT



Matt Jones is in his third season coaching in the NFL. He has served the Titans with the title of offensive assistant since 2024 after initially being hired by the organization in 2023 as offensive line assistant.

In 2024, Jones contributed to an offensive line that helped develop Titans first-round pick JC Latham, who started all 17 games at left tackle. Second-year left guard Peter Skoronski also started every game, while right guard Dillon Radunz established a career high with 15 starts.

In 2023, Jones worked with an offensive line that helped running back Derrick Henry rank second in the NFL with 1,167 rushing yards, resulting in his second consecutive Pro Bowl appearance. The Titans used 11 different starting offensive line combinations over 17 total games. Jones helped first-round left guard Peter Skoronski acclimate to the NFL and become the franchise's sixth rookie in its "Titans era" (1999–present) to record at least 14 starts.

Prior to joining the Titans, Jones spent four seasons at the University of Tennessee at Martin. He arrived at the school in 2019 as the offensive line and tight ends coach. From 2020 to 2022, he added run game coordinator to his duties. All five starting offensive linemen and the starting tight end for the Skyhawks in both 2021 and 2022 received all-OVC honors.

In 2022, the Skyhawks won their second consecutive Ohio Valley title with a conference record of 5-0 and a 7-4 overall mark. Running back Zak Wallace became the eighth individual in team history to rush for at least 1,000 yards in a season, concluding the campaign with 1,012 yards. Center Matthan Hatchie earned third-team FCS All-America honors, while running back Sam Franklin and offensive guard Jarod Russell were tabbed to the Freshman All-America team.

During the team's championship run in 2021, the Skyhawks finished the season ranked in the top-25 nationally in sacks allowed (1.15, 14th) and rushing offense (207.6, 15th). Additionally, the Skyhawks ranked among OVC leaders in rushing offense (207.1, first), sacks against (1.62, first), first downs (19.1, first), scoring offense (30.0 points per game, second), total offense (385.2 yards per game, second) and third-down percentage (41.2, second).

In an abbreviated 2020 campaign, Skyhawks tight end Rodney Williams II earned postseason All-American honors by both Phil Steele and Stats Perform along with All-OVC accolades. Williams ranked among OVC leaders in touchdowns (four), receptions (30), receptions per game (4.3), yards (327) and yards per game (46.7). In 2022, Williams entered the NFL as an undrafted free agent with the Denver Broncos and later signed with the Pittsburgh Steelers.

During the 2019 season, Jones coached three players who earned All-OVC honors in offensive guard Aries Davis, running back Peyton Logan and tight end Colton Dowell. Dowell ranked as one of the league's top pass-catching tight ends with 38 receptions for 765 yards and four touchdowns, while recording four 100-yard receiving contests. He would eventually be selected by the Titans as a wide receiver in the seventh round of the 2023 NFL Draft.

Before his time at UT Martin, Jones was the offensive line coach at Texas Southern for two seasons (2017-18) and at Jackson State for one season (2016).

Jones' career in football began as a student assistant at his alma mater, Eastern Illinois, and one season at Lincoln-Way Central High School (2008). He then spent 2009 and 2010 coaching the offensive line and tight ends at University of Saint Francis (Ill.) before spending two seasons (2011-12) as the offensive line coach, run game coordinator and academic coordinator at Avila University. In 2013, he worked with the tight ends at Villanova, followed by a two-year stint as a graduate assistant at Tulane (2014-15).

A native of Chicago, Ill., Jones earned his bachelor's degree from Eastern Illinois University in 2008 and a master's degree from Tulane University in 2015.

He and his wife, Becky, have one son, AJ.

MATT JONES' TIMELINE

COACHING

- 2024-25:** Offensive Assistant – Tennessee Titans
- 2023:** Offensive Line Assistant – Tennessee Titans
- 2020-22:** Run Game Coordinator/Offensive Line & Tight Ends – Tennessee-Martin
- 2019:** Offensive Line & Tight Ends – Tennessee-Martin
- 2017-18:** Offensive Line – Texas Southern
- 2016:** Offensive Line – Jackson State
- 2014-15:** Graduate Assistant – Tulane
- 2013:** Tight Ends – Villanova
- 2011-12:** Offensive Line/Run Game Coordinator – Avila
- 2009-10:** Offensive Line & Tight Ends – Saint Francis (Illinois)
- 2008:** Lincoln-Way Central High School

TOM JONES

ASSISTANT TO THE HEAD COACH



Tom Jones is in his second season with the Titans. He was hired by Tennessee in 2024 after spending 25 seasons with the Oakland/Las Vegas Raiders.

During his time with the Raiders, Jones filled multiple roles with a wide range of responsibilities. In his final two seasons with the organization (2022-23), he served as vice president of football operations/assistant to the head coach. He originally joined the Raiders in 1996 as an intern.

Jones oversaw several areas for the Raiders, including day-to-day football operations, scheduling, the football calendar, CBA compliance, the Bill Walsh Fellowship Program, and communication with players, coaches and other departments. His involvement in coaching through the years included managing the affairs of 10 different head coaches and their respective staffs.

A Bay Area native, Jones earned a bachelor's degree in political science

and criminal justice from Chico State before moving on to the University of San Francisco to obtain a master's degree in sport management.

He and his wife, Kelly, are the parents of Jayden and Emma.

TOM JONES' TIMELINE

COACHING

- 2024-25:** Assistant to the Head Coach – Tennessee Titans
- 2022-23:** Vice President of Football Operations/Assistant to the Head Coach – Las Vegas Raiders
- 2014-21:** Director of Team Operations – Oakland/Las Vegas Raiders
- 2009-14:** Assistant to Head Coach – Oakland Raiders
- 2007-08:** Coaches Assistant – Oakland Raiders

RANDY JORDAN

RUNNING BACKS



Randy Jordan is in his second season with the Titans and his 13th season coaching in the NFL. He arrived in Tennessee with 21 total years of coaching experience in addition to a nine-year NFL playing career as a running back.

Under Jordan's direction in 2024, Titans running back Tony Pollard ranked third in the AFC and tied for 12th in the NFL with a career-best 1,079 rushing yards on a career-high 260 carries. Both numbers led the team, as did his five rushing touchdowns. With an additional 238 yards on 41 receptions, Pollard produced a team-high 1,317 scrimmage yards—the second-best total of his career. Jordan also helped in the development of second-year running back Tyjae Spears, who had 536 scrimmage yards (312 rushing and 224 receiving).

Prior to joining the Titans, Jordan spent 10 seasons (2014-23) as the running backs coach for the Washington Commanders and added the title of senior offensive assistant in 2023.

The Commanders ranked seventh in the NFL in 2023 with an average of 4.43 rushing yards per attempt. Second-year running back Brian Robinson Jr. surpassed the 1,000-yard scrimmage mark for the first time in his career, leading the team with 733 rushing yards to go along with 368 receiving yards for a total of 1,101 scrimmage yards. Robinson also led the club with nine total touchdowns (five rushing and four receiving).

In 2022, Jordan aided the rookie development of Robinson Jr., who played in 12 games and had 205 carries for 797 yards and two rushing scores. Robinson Jr.'s average of 66.4 rushing yards per game was second among NFL rookie running backs. Fellow running back Antonio Gibson had five total touchdowns and reached 3,000 career scrimmage yards.

In 2021, Gibson reached 1,000 rushing yards for the first time in his career. The second-year player under Jordan's tutelage led the NFC with 258 rushing attempts and finished second in the conference with 1,037 rushing yards. He also had a career-high 1,331 scrimmage yards (1,037 rushing, 294 receiving) with 10 touchdowns (seven rushing, three receiving). Gibson's 21 offensive touchdowns in his first two NFL seasons were the most in franchise history, and he was the first Washington player with consecutive 10-touchdown seasons since running back Stephen Davis from 1999 to 2000.

In 2020, Jordan contributed to the development of Gibson in his rookie campaign as well as veteran running back J.D. McKissic. Under Jordan's direction, Gibson's 11 rushing touchdowns were the second most by a rookie in franchise history, and he became only the second Washington player to rush for 11 touchdowns and record 1,000-plus scrimmage yards in their rookie season (Alfred Morris). Gibson and McKissic each finished with over 950 scrimmage yards, marking the second time in franchise history two running backs achieved the feat, and the first time since 1983.





In 2019, Jordan directed a group of running backs that included veterans Adrian Peterson and Chris Thompson. Peterson finished this season with 1,040 scrimmage yards and rushed for five touchdowns. With 211 carries, Peterson became the sixth player in NFL history to tally 200 or more carries at 34 years or older. Thompson paced the Washington backs with 42 receptions for 378 yards, including a pair of seven-reception games (Weeks 1 and 14).

In 2018, Jordan was instrumental in Peterson having his best season since 2015. Peterson finished the season ranked fifth in rushing attempts (251), eighth in rushing yards (1,042) and third in fourth quarter rushing yards (332). Peterson also had the longest touchdown run of his career with a 90-yarder against the Philadelphia Eagles in Week 13.

In 2017, while overseeing a group that was ravaged by injury, Jordan was called upon to prepare eight different running backs for game action, tied with Arizona for the most in the NFL. The group was particularly efficient as receivers out of the backfield, accounting for 885 receiving yards, the fourth most in the NFL and the most by a group Washington running backs since 2000 (1,127). Jordan also presided over a breakout 2017 campaign for Chris Thompson, who led the squad in both rushing and receiving yards prior to suffering a season-ending injury in Week 11. Thompson recorded only the sixth season in franchise history with at least 275 rushing yards and at least 500 receiving yards and was one of six NFL players to accomplish the feat in 2017, though Thompson accomplished the feat in 10 games while the other five players all appeared in at least 15 contests.

Jordan's hard-nosed approach to the position was evident in the team's running backs in 2016, a year in which Washington gained 1,058 of its rushing yards after contact, second-most in the NFL. Jordan oversaw the development of rookie free agent Rob Kelley, who ascended to the starting role mid-year and finished the season as the team's leader in rushing attempts (168), rushing yards (704) and rushing touchdowns (six).

In 2015, Jordan oversaw a rotating stable of backs that included workhorse Alfred Morris (202 carries for 751 yards with one touchdown), third-round pick Matt Jones (144 carries for 490 yards with three touchdowns) and Thompson (gained 6.2 yards per carry on 35 attempts). The group also contributed heavily in pass protection, helping decrease the offense's sack total from 58 in 2014 to 27 in 2015.

In his first season in Washington in 2014, Jordan helped Morris earn his second consecutive Pro Bowl berth, making Morris the first Washington running back selected to consecutive Pro Bowls since Stephen Davis in 1999 and 2000. Morris joined Davis as the only backs in team history to record three consecutive 1,000-yard rushing seasons. Jordan's work was also evident in the play of fullback Darrel Young, who matched his career highs in rushing touchdowns (three) and receiving touchdowns (two) en route to a career-high five total touchdowns in 2014.

Before joining Washington, Jordan spent two years (2012-13) as the running backs coach at his alma mater, the University of North Carolina.

In his first season with UNC in 2012, Jordan's Tar Heels averaged 193.8 rushing yards per game, the third most in the Atlantic Coast Conference and the program's highest average since 1994. Tailback Giovani Bernard produced one of the best seasons in UNC history in 2012, averaging 122.8 rushing yards per game to lead the ACC and rank 11th in the nation.

Jordan coached running backs at Texas A&M for four seasons from 2008 to 2011. In 2011, the Aggies averaged 199.1 rushing yards per game, which ranked fourth in the Big 12 Conference. Under Jordan's tutelage, Cyrus Gray was a three-time All-Big 12 performer and exited ranking third in conference history in all-purpose yards.

Jordan's first collegiate coaching position was at the University of Nebraska, where he served as the running backs coach for the Cornhuskers under head coach Bill Callahan from 2004 to 2007. Jordan coached a pair of 1,000-yard rushers in Cody Ross in 2004 and Marlon Lucky in 2007. He oversaw a committee of backs in 2006 that produced nearly 2,400 rushing yards and 26 rushing touchdowns, as an improved effort on the ground helped Nebraska improve from 107th in 2005 to 23rd nationally in rushing offense in 2006.

Jordan began his coaching career with the Oakland Raiders as a special teams assistant midway through the 2003 season.

As a running back in the NFL, Jordan appeared in 122 career games with the Raiders (1993, 1998-02) and Jacksonville Jaguars (1995-97), accumulating 152 rushing attempts for 574 yards and seven touchdowns, as well as 58 receptions for 596 yards and two scores. He holds the distinction of scoring the first touchdown in Jaguars history, a 71-yard reception against Cincinnati in 1995. Also a standout on special teams, he registered 801 career kickoff return yards on 38 attempts and added 65 career special teams tackles. He was the recipient of the NFL Unsung Hero Award and the Ed Block Courage Award in 2001 and served as special teams captain for Oakland's AFC Championship team in 2002.

A native of Manson, N.C., Jordan attended the University of North Carolina under head coach Mack Brown from 1989 to 1992. He earned three letters for the Tar Heels, rushing for 1,134 yards and nine touchdowns in his career, including 618 yards and seven touchdowns in 1991. He earned his bachelor's degree in speech communication in 1993.

He and his wife, Romonda, have a daughter, Raven, and two sons, Jalen and Justin.

RANDY JORDAN'S TIMELINE

COACHING

- 2024-25:** Running Backs – Tennessee Titans
- 2023:** Senior Offensive Assistant/Running Backs – Washington Commanders
- 2014-22:** Running Backs – Washington Commanders
- 2012-13:** Running Backs – University of North Carolina
- 2008-11:** Running Backs – Texas A&M University
- 2004-07:** Running Backs – University of Nebraska
- 2003:** Special Teams Assistant – Oakland Raiders

PLAYING

- 1998-02:** Running Back – Oakland Raiders
- 1995-97:** Running Back – Jacksonville Jaguars
- 1993:** Running Back – Los Angeles Raiders

LORI LOCUST

DEFENSIVE ASSISTANT



Lori Locust is in her seventh season coaching in the NFL and her third season with the Titans. She joined Tennessee in 2023 as defensive quality control coach, and in 2025, she took on the title of defensive assistant. Prior to arriving in Tennessee, she spent four seasons as assistant defensive line coach at the Tampa Bay Buccaneers.

In 2024, Locust worked with the outside linebackers as Harold Landry III (9.0 sacks) and Arden Key (6.5) ranked first and second in sacks on the team, respectively, and combined for 15.5 sacks. Key's total tied a career high. Landry was one of three NFL players in 2024 that recorded at least 70 tackles and 15 tackles for loss (Andrew Van Ginkel and Brian Burns).

In her first year with the Titans, Locust helped outside linebacker Denico Autry lead the team with a career-high 11.5 sacks and a career-best 58 quarterback pressures. Autry's 11.5 sacks tied for 12th in the NFL and tied for the 10th-best number for the franchise since individual sacks became an official statistic in 1982. Also, Landry returned from a season-ending knee injury during the previous season to appear in all 17 games and tally 10.5 sacks—his second-best career total.

During her four-year tenure in Tampa Bay, the Buccaneers led the NFL in rushing defense, allowing only 92.3 yards per game. Additionally, the team ranked fifth in sacks (187), third in tackles for loss (348), first in quarterback hits (452) and fifth in takeaways (102). During that time, nose tackle Vita Vea's 15 sacks led all NFL nose tackles.

In 2022, Tampa Bay's 45 sacks tied for the seventh-best total in the NFL, including a career-high 6.5 sacks by Vea. The Buccaneers' 89 tackles for loss tied for sixth place in the league.

In 2021, Tampa Bay finished in the top three in the NFL in run defense for the third consecutive season, holding opponents to 92.5 rushing yards per game. The team's 11 rushing touchdowns allowed were tied for the fifth-fewest in the league. In addition, Vea earned the first Pro Bowl selection of his NFL career and defensive lineman Ndamukong Suh finished second on the team with six sacks. Suh recorded 12.0 sacks from 2020-21 – the most in a two-year span of his career since 2014-15.

In 2020, Tampa Bay's defense led the NFL in quarterback hits (123) and ranked tied for fifth in the NFL in takeaways (29), seventh in sacks (47.0) and eighth in tackles for loss (81). Working alongside defensive line coach Kacy Rodgers, the pairing spearheaded a Super Bowl-winning defensive line unit that led the NFL against the run for the second consecutive season, limiting opponents to 80.6 rushing yards per game and 3.6 yards per carry in the regular season. Tampa Bay held its opponents to fewer than 100 rushing yards an NFL-best 12 times in 2020. Additionally, the Buccaneers tallied 48 regular season sacks in 2020—the second-most in team history—and 58 total sacks between the regular season and postseason combined, which tied for the NFL lead. In Super Bowl LV, the Buccaneers defense kept the Chiefs offense out of the end zone, tallying a Super Bowl-record 29 quarterback pressures.

With the Buccaneers' victory in Super Bowl LV, Locust and assistant strength & conditioning coach/physical therapist Maral Javadifar became the first women on an NFL coaching staff to win a Super Bowl.

In 2019, Locust helped coach a defensive line that plugged the gaps for the league's top run defense. Tampa Bay ranked first in the NFL, allowing 73.8 rushing yards per game and 3.26 yards per rush. The defensive line unit also played a critical role in helping the Buccaneers defense post the then-second-highest single-season sack total in franchise history with 47

takedowns.

Locust joined the Buccaneers after working as the assistant defensive line coach for the Birmingham Iron of the Alliance of American Football during the league's 2019 inaugural season. In 2018, she served as a defensive line coaching intern for the Baltimore Ravens during the team's training camp and, from 2016-18, worked as a defensive line/linebackers coach and co-special teams coordinator of the Lehigh Valley Steelhawks of the National Arena League.

A native of Harrisburg, Pa., Locust graduated from Susquehanna Township High School and attended Temple University. She later worked as an assistant coach at her prep alma mater from 2010-2018. She also held roles as an assistant coach with the Central Penn Piranha, a semi-professional team in Harrisburg from 2013-16; the York/Central Penn Capitals arena football team from 2015-17; the DMV Elite semi-professional team from 2016-18; and the Keystone Assault of the Women's Football Alliance from 2008-12 and again from 2017-18. Additionally, she was the defensive line coach for the East Preps Team America Talent Showcase in 2017-18, coaching in the 2017 and 2018 Globe Bowls as well as the 2017 FCS Bowl.

Locust began her coaching career following four years as a player in women's semi-professional football with the Central Penn Vipers.

Locust was an invitee to the annual NFL Women's Careers in Football Forum in both 2017 and 2018 and has been a featured speaker for the last six years, supporting the forum's mission to connect and inspire female candidates with coaches and executives at NFL clubs. During her time in Tampa Bay, she was involved with the Junior Bucs Girls Flag Football League, the first all-girls flag football league in Tampa. In 2021, she attended and spoke with athletes at the Buccaneers Girls Flag Football Preseason Classic—the largest girls flag football tournament in the country—and participated in the coaching portion of the Tampa Bay Buccaneers Women's Summit for Careers in Football.

She has two sons, Alex and Bryce.

LORI LOCUST'S TIMELINE

COACHING

2025: Defensive Assistant – Tennessee Titans
2023-24: Defensive Quality Control – Tennessee Titans
2019-22: Assistant Defensive Line – Tampa Bay Buccaneers
2019: Assistant Defensive Line – Birmingham Iron
2018: Defensive Coaching Intern – Baltimore Ravens
2017-18: Defensive Line – Lehigh Valley Steelhawks
2017-18: Assistant Coach – Keystone Assault
2016-18: Assistant Coach – DMV Elite
2016: Defensive Line – Central Penn Capitals
2015: Assistant Defensive Line – York Capitals
2013-16: Assistant Coach – Central Penn Piranha
2010-18: Assistant Coach – Susquehanna Township High School
2008-12: Assistant Coach – Keystone Assault



MARK LOVAT

ASSISTANT STRENGTH AND CONDITIONING



Mark Lovat is in his second season with the Titans as assistant strength and conditioning coach. He was hired by Tennessee in 2024 after 25 years with the Green Bay Packers.

Lovat (pronounced “luh-VOTT”) was hired by the Packers in 1999 as a strength and conditioning assistant, a title he held for a total of 16 seasons with the team. He was the club’s strength and conditioning coordinator from 2010 to 2018.

During Lovat’s time with the Packers, he was a part of 17 playoff teams, 12 division titles and one Super Bowl championship (Super Bowl XLV). In 2011, Lovat was named the NFL Strength Coach of the Year by the Professional Football Strength and Conditioning Coaches Society. The same organization honored him with the Super Bowl Achievement Award in 2010.

Lovat served under four different Packers strength and conditioning coordinators: Barry Rubin (1999-2005), Rock Gullickson (2006-08), Dave Redding (2009) and Chris Gizzi (2019-23). He also previously served two summer internships in the club’s weight room.

Lovat was named the NFL Strength Coach of the Year for his work in 2011 by the Professional Football Strength and Conditioning Coaches Society, an award based on a vote of his peers in the field. Lovat became the third Green Bay strength coach to win the prestigious honor, joining Kent Johnston (1997) and Gullickson (2007).

In 2010, Lovat was honored by the Professional Football Strength and Conditioning Coaches Society with the Super Bowl Achievement Award.

An accomplished athlete himself, Lovat earned a Division I baseball scholarship to Butler University in Indianapolis, starting three seasons at shortstop and second base for the Bulldogs. He also received the Helen Tewksbury Award for academic and athletic leadership and the Mental Attitude Award during the course of his playing career.

After graduating cum laude and with high honors from Butler in 1992 with a B.A. degree in Spanish and international studies, Lovat spent four years at Lake Havasu City (Ariz.) High School, teaching Spanish as well as coaching football and baseball.

Lovat is a member of the National Strength and Conditioning Association (NSCA). He became a certified strength and conditioning specialist (CSCS) in April 2000.

In 2005, Lovat completed his master’s degree in exercise science and performance enhancement from California University of Pennsylvania. He also has earned certifications as a performance-enhancement specialist (PES) and as a corrective-exercise specialist (CES) from the National Academy of Sports Medicine (NASM). Additionally, in 2002 he achieved a Level 1 certification through USA Weightlifting, the governing body of the U.S. Olympic weightlifting team. Lovat is also certified in the Functional Movement Screen (FMS) and completed a human-movement science course as part of his continuing education.

He is the son of longtime NFL offensive line coach Tom Lovat, whose career included time with the Green Bay Packers, St. Louis/Phoenix Cardinals, Indianapolis Colts and Seattle Seahawks, in addition to several years serving at the collegiate level.

A native of Pocatello, Idaho, he and his wife, Maggie, have a son, Luke.

MARK LOVAT’S TIMELINE

COACHING

- 2024-25:** Assistant Strength and Conditioning – Tennessee Titans
- 2019-23:** Strength and Conditioning Assistant – Green Bay Packers
- 2010-18:** Strength and Conditioning Coordinator – Green Bay Packers
- 1999-09:** Strength and Conditioning Assistant – Green Bay Packers



PAYTON McCOLLUM

ASSISTANT QUARTERBACKS



Payton McCollum is in his second season with the Titans, his fourth season coaching in the NFL and his 11th overall season in coaching. He was hired by Tennessee in 2024 after one season as a defensive assistant with the Indianapolis Colts.

During his first season with the Titans, McCollum worked with the Titans receiving corps. Calvin Ridley's 15.9-yard receiving average ranked fifth in the NFL among qualifiers, and only Ridley and Philadelphia's A.J. Brown accumulated at least 60 receptions (64) and 1,000 receiving yards (1,017) while averaging at least 15.0 yards per catch. Also, Nick Westbrook-Ikhine's team-best nine touchdown receptions gave him the best finish of his career and tied for the ninth-highest total in the NFL.

In 2023, McCollum helped coach a defensive unit in Indianapolis that ranked fifth in the NFL with 51 total sacks and posted the league's 11th-best third-down percentage (37.1).

In 2022, McCollum served as an offensive analyst with Eastern Michigan. The Eagles finished with a 9-4 record, which was the school's second-best win total in the 131-year history of the program. EMU also won its first bowl game since 1987. McCollum was part of an offensive staff that helped the Eagles register 2.57 points per drive (first in the MAC) and 5.89 red zone points per possession (third in the NCAA) and convert 45 percent of third downs (first in the MAC).

Prior to EMU, McCollum was the quarterbacks coach at the University of Washington for two seasons (2020-21). In 2020, the Huskies won the PAC-12 North, while the offense averaged 3.36 points per drive (10th in the NCAA, first in the PAC-12) and converted 48 percent of third downs (17th in the NCAA, second in the PAC-12). In 2020, McCollum worked with freshman quarterback Dylan Morris, who garnered honorable mention All-Pac-12 accolades from the coaches while also earning Pac-12 Freshman of the Week honors in consecutive weeks.

McCollum served as wide receivers coach for one season at North Carolina Central University (2019). Five different receivers tallied 20-plus receptions and multiple touchdown receptions on the season.

He spent the 2018 season as an analyst at North Carolina and worked primarily on the offensive side of the ball, assisting with passing game

plans and third downs.

McCollum began his NFL coaching career as an offensive coaching assistant for two seasons with the Detroit Lions (2016-17). He worked primarily with the wide receivers and also assisted the offensive staff with cut-ups, weekly film breakdown, and compiling the offensive playbook. McCollum worked with a wide receiver group in 2017 that was the only one in the NFL to have two 1,000-yard receivers (1,101 by Marvin Jones Jr. and 1,003 by Golden Tate). During his time in Detroit, the Lions had back-to-back winning seasons for the first time in 22 years.

McCollum began his coaching career as an offensive quality control coach at FCS Campbell University in 2015. He worked with quarterbacks and wide receivers, while also playing a role in recruiting the upstate region of South Carolina.

Prior to coaching, McCollum worked as a commercial credit analyst at BB&T.

He was a three-year letterman at Catawba College and graduated cum laude with a degree in economics and finance. In 2012, McCollum averaged 21.3 yards per catch (seventh-highest average in single-season school history).

He and his wife, Emily, were married in 2022.

PAYTON McCOLLUM'S TIMELINE

COACHING

- 2025:** Assistant Quarterbacks – Tennessee Titans
- 2024:** Assistant Wide Receivers – Tennessee Titans
- 2023:** Defensive Assistant – Indianapolis Colts
- 2022:** Offensive Analyst – Eastern Michigan University
- 2020-21:** Quarterbacks – University of Washington
- 2019:** Wide Receivers – North Carolina Central University
- 2018:** Analyst – University of North Carolina
- 2016-17:** Offensive Coaching Assistant – Detroit Lions



MIKE McCOY

SENIOR OFFENSIVE ASSISTANT



Mike McCoy is in his first season with the Titans as senior offensive assistant and his 23rd season as a coach in the NFL. He arrived in Tennessee in 2025 after three seasons with the Jacksonville Jaguars as quarterbacks coach.

While in Jacksonville, McCoy helped quarterback Trevor Lawrence register consecutive 4,000-yard passing seasons in 2022 (4,113) and 2023 (4,016). During those two seasons, Lawrence's 8,129 passing yards ranked fifth in the NFL, and his 46 touchdown passes ranked 10th. In 2024, injuries limited Lawrence to 10 games, during which time he passed for 2,045 yards and 11 touchdowns.

In 2023, Lawrence surpassed 4,000 passing yards for the second consecutive year and also eclipsed 10,000 career passing yards, becoming the third-youngest player in NFL history to reach 10,000 passing yards. Lawrence had eight consecutive games with at least 20 completions, which set a single-season franchise record.

In 2022, McCoy helped Lawrence improve in every major passing category from his rookie year to his second campaign. Lawrence produced his first 4,000-yard passing season in the NFL and finished the regular season completing 387 passes on 584 attempts for 4,113 yards. He threw 25 touchdowns against just eight interceptions. His four passing touchdowns in the Wild Card round against the Chargers were also a single-game postseason franchise record.

Before coming to Jacksonville, McCoy served as the offensive coordinator for the Arizona Cardinals in 2018. He helped Josh Rosen complete 217 passes for 2,278 yards and 11 touchdowns in his rookie season, while wide receiver Larry Fitzgerald recorded a team-high 69 receptions for 734 yards and six scores. In addition, under McCoy's tutelage, the Cardinals rushing attack posted 1,342 yards and nine touchdowns.

In 2017, McCoy joined the Broncos in his second stint as an offensive coordinator in Denver and helped running back CJ Anderson finish ninth in the NFL in rushing yards (1,007).

From 2013 to 2016, McCoy was the head coach of the San Diego Chargers. During that time, San Diego ranked ninth in the league in total offense (365.9 yards per game) and second in offensive third-down percentage (44.6 percent). In addition, McCoy's group had a top-10 passing attack each season. San Diego qualified for the postseason in McCoy's first campaign at the helm (2013) and beat the Bengals in the Wild Card round.

Under McCoy, Chargers quarterback Philip Rivers finished with his three highest single-season completion percentage marks while averaging more than 31 touchdown passes per year. Rivers earned Comeback Player of the Year honors from the Associated Press in 2013 after completing a career-best and NFL-high 69.5 percent of his passes for 4,478 yards with 32 touchdowns and 11 interceptions (105.5 rating).

Prior to his tenure as head coach in San Diego, McCoy served as the Broncos offensive coordinator for four seasons (2009-12). During his final year in Denver in 2012, the Broncos tied Atlanta for the NFL's best record at 13-3 in quarterback Peyton Manning's first season with the team. The Broncos featured the NFL's fourth-ranked offense and fifth-ranked passing attack as Manning earned Comeback Player of the Year honors after passing for a then-franchise-record 4,659 yards with 37 touchdowns.

In 2011, the Broncos led the NFL and established a franchise record with 2,632 rushing yards. They earned a postseason berth and Wild Card victory with Tim Tebow at quarterback, marking the first of back-to-back

playoff appearances (2011-12). Tebow finished that season with 660 rushing yards, the most by a quarterback in team history, while running back Willis McGahee tied for the NFL lead with seven 100-yard rushing games and earned his second career Pro Bowl selection after rushing for 1,199 yards.

McCoy oversaw the NFL's seventh-ranked passing attack in 2010 as quarterback Kyle Orton finished fourth in the league averaging 281 passing yards per game. Brandon Lloyd led the NFL with 1,448 receiving yards and earned his first Pro Bowl selection while also becoming just the fourth wide receiver in team history to be named All-Pro.

In 2009, Brandon Marshall tied for third in the NFL with 101 receptions, including an NFL-record 21 catches in one game. Running back Knowshon Moreno earned All-Rookie honors after leading all NFL rookies in rushing yards (947), yards from scrimmage (1,160) and total touchdowns (nine).

McCoy spent his first nine seasons as a coach in Carolina, working his way up from offensive assistant (2000) to wide receivers coach (2001), quarterbacks coach/offensive assistant (2002), quarterbacks coach (2003-06) and passing game coordinator/quarterbacks coach (2007-08). The Panthers totaled three playoff appearances, two division titles, two NFC Championship Game appearances and advanced to Super Bowl XXXVIII during McCoy's tenure.

During McCoy's time with Carolina, he worked closely with Jake Delhomme, helping the quarterback to four 3,000-yard passing seasons and his first Pro Bowl selection in 2005. Delhomme averaged the fifth-most yards per pass attempt (7.8) in the NFL during McCoy's two seasons managing Carolina's passing attack while wide receiver Steve Smith Sr. ranked seventh in the league with 2,423 yards in that span.

A college quarterback, McCoy spent his first two years at Long Beach State (1990-91) before spending his last two years at Utah (1993-94). He signed with the Broncos as an undrafted rookie free agent in 1995 and spent his rookie season on Green Bay's practice squad. He played in NFL Europe with the Amsterdam Admirals (1997) and spent one game on San Francisco's roster as its third quarterback in 1997. McCoy spent training camp with the Philadelphia Eagles (1998) before finishing his playing career with the Calgary Stampeders in the CFL in 1999.

McCoy and his wife, Kellie, have a daughter, Liv, and a son, Luke.

MIKE McCOY'S TIMELINE

COACHING

2025:	Senior Offensive Assistant – Tennessee Titans
2022-24:	Quarterbacks – Jacksonville Jaguars
2018:	Offensive Coordinator – Arizona Cardinals
2017:	Offensive Coordinator – Denver Broncos
2013-16:	Head Coach – San Diego Chargers
2010-12:	Offensive Coordinator – Denver Broncos
2009:	Offensive Coordinator/Quarterbacks – Denver Broncos
2007-08:	Passing Game Coordinator/Quarterbacks – Carolina Panthers
2003-06:	Quarterbacks – Carolina Panthers
2002:	Quarterbacks/Offensive Assistant – Carolina Panthers
2001:	Wide Receivers – Carolina Panthers
2000:	Offensive Assistant – Carolina Panthers



TONY ODEN

DEFENSIVE PASSING GAME COORDINATOR/ CORNERBACKS



Tony Oden was hired in 2025 as defensive passing game coordinator/cornerbacks coach. He arrived in Tennessee with 29 total years of coaching experience, including 21 seasons coaching in the NFL.

From 2021 through 2024, Oden served with the New York Jets as senior defensive assistant/cornerbacks coach. During his final season with the Jets, he helped the team rank third in the NFL in total defense (313.8 opponent yards per game) and fourth in passing defense (192.6 opponent net passing yards per game).

In each season from 2022 to 2024, the Jets defense ranked in the top five league-wide in yards allowed, and Oden helped cornerback Sauce Gardner to consecutive first-team All-Pro selection in his first two seasons (2022-23).

In 2023, while Oden coached the trio of Gardner, D.J. Reed and Michael Carter II, the Jets placed second in passing defense (168.3), third in opponent completion percentage (60.0), third in opponent passer rating (76.0) and tied for eighth in interceptions (17). Additionally, Oden helped Gardner become the first cornerback since the merger to be named first-team All-Pro in each of his first two seasons, while also being selected as a Pro Bowl starter in each of his first two seasons.

During the 2022 season, Oden helped Gardner earn NFL Defensive Rookie of the Year, first-team All-Pro and Pro Bowl honors, as Gardner became just the third rookie cornerback to start in the Pro Bowl since the merger. Additionally, Gardner became the first rookie in franchise history to receive first-team All-Pro honors. With Oden's guidance, Gardner became the only rookie in the NFL to produce at least one pass defended in each of his first seven games and finished first in the league in passes defended (20). Additionally, Oden guided both Reed and Carter as they set career highs. Reed finished with a career-high 12 passes defended and 80 tackles, the seventh-best figure among all cornerbacks in the NFL, while Carter set career highs in interceptions (two) and passes defended (nine).

In his first season with the Jets (2021), Oden's unit consisted entirely of first- and second-year players, all of which entered the league as fifth-round or later draft choices or undrafted free agents. Bryce Hall, who was a fifth-round pick in 2020, became the first Jets player to start 17 games in a regular season and finished tied for sixth in the league with 16 passes defended, the most by a Jets since 2013. Brandin Echols, a sixth-round selection in 2021, finished tied for sixth among all rookies with nine passes defended and earned Week 15 Rookie of the Week honors following his 20-yard interception touchdown return. Carter, drafted in the fifth round, was one of only three 2021 rookies with at least four passes defended and at least four tackles for loss, joining Jamal Adams, Erik Coleman and Jonathan Vilma as the only Jets to do so in their first season since 2000.

Prior to his start with the Jets, Oden spent the 2020 as the defensive backs/cornerbacks coach in San Francisco. Despite using seven different starters at cornerback, the 49ers finished fourth in passing defense while also ranking in the top 10 in both completion percentage and passer rating allowed.

In Miami (2018-19), Oden helped a pair of young Dolphins defenders in Xavien Howard and Minkah Fitzpatrick. In 2018, as the defensive backs coach, Howard registered seven interceptions to tie for the league lead, earning his first Pro Bowl appearance. Additionally, Fitzpatrick finished in the top five among all rookie safeties in tackles, interceptions and passes defended.



During his four seasons in Detroit (2014-17) as the defensive backs/cornerbacks coach, Oden helped the Lions finish with 58 interceptions, the ninth-most of that span. Under Oden, cornerback Darius Slay earned his first Pro Bowl selection (2017) after finishing the season with eight interceptions, tied for the most in the league. Additionally, Slay posted 69 passes defended, the most in the league over that span while also finishing in the top five with 14 interceptions.

Before Detroit, Oden spent the 2013 season with the Tampa Bay Buccaneers as secondary/cornerbacks coach, as the Buccaneers defense finished third in the league with 21 interceptions. Cornerback Darrelle Revis was selected to the Pro Bowl in his only season with the organization after finishing with a team-high 11 passes defended, two interceptions, two forced fumbles and a sack.

As the secondary coach in Jacksonville in 2012, Oden helped Jaguars cornerback Derek Cox tie a career high with four interceptions, while safety Dawan Landry finished with 100 tackles—one of just eight defensive backs with at least 100 tackles that season.

A member of the New Orleans Saints staff for six seasons (2006-11), Oden was the assistant secondary coach for five years before becoming the secondary coach in 2011. In his time with the Saints, the team won Super Bowl XLIV, finishing 2010 with the fourth-best passing defense in the NFL. In that span, safety Roman Harper earned the only two Pro Bowl selections of his 11-year career.

Beginning his NFL career in Houston, Oden served as a defensive assistant and assistant defensive backs coach for the Texans from 2004 to 2005. In 2004, the Texans registered 22 interceptions to finish fifth in the league.

Before coaching in the NFL, Oden spent eight seasons coaching in the college ranks. He served as defensive backs coach at Eastern Michigan University (2003) after spending three seasons at East Carolina University as the safeties coach (2002), secondary coach (2001) and outside linebackers coach (2000).

Prior to joining East Carolina, Oden spent two seasons as the assistant defensive backs coach at West Point (1998-99) after launching his

coaching career as assistant defensive backs coach at Millersville (Pa.) University in 1996, followed by one season as a graduate assistant working with the wide receivers at Boston College (1997).

As a player, Oden was a four-year linebacker at Baldwin-Wallace College, where he earned first-team Ohio Athletic Conference honors twice and was a 1994 Division III All-American.

Oden and his wife, Amanda, have a son, Jaylen, and a daughter, Ryan.

TONY ODEN'S TIMELINE

COACHING

- 2025:** Defensive Passing Game Coordinator/Cornerbacks – Tennessee Titans
- 2021-24:** Senior Defensive Assistant/Cornerbacks – New York Jets
- 2020:** Defensive Backs/Cornerbacks – San Francisco 49ers
- 2019:** Safeties – Miami Dolphins
- 2018:** Defensive Backs – Miami Dolphins
- 2014-17:** Defensive Backs/Cornerbacks – Detroit Lions
- 2013:** Secondary/Cornerbacks – Tampa Bay Buccaneers
- 2012:** Secondary – Jacksonville Jaguars
- 2011:** Secondary – New Orleans Saints
- 2006-10:** Assistant Secondary – New Orleans Saints
- 2004-05:** Defensive Assistant/Assistant Defensive Backs – Houston Texans
- 2003:** Defensive Backs – Eastern Michigan University
- 2002:** Safeties – East Carolina University
- 2001:** Secondary – East Carolina University
- 2000:** Outside Linebackers – East Carolina University
- 1998-99:** Assistant Defensive Backs – United States Military Academy
- 1997:** Graduate Assistant – Boston College
- 1996:** Assistant Defensive Backs – Millersville University

TRACY ROCKER

DEFENSIVE LINE



Tracy Rocker is in his 34th year of coaching and his eighth campaign in the NFL. He returned to the Titans in 2024 after previously serving on the coaching staff from 2011 to 2013.

In 2024, Titans defensive tackle Jeffery Simmons was named to the Pro Bowl after tallying five sacks and a career-high 76 tackles. Meanwhile, Rocker helped develop rookie nose tackle T'Vondre Sweat. The second-round pick appeared in all 17 games with 16 starts and earned All-Rookie honors from Pro Football Focus and Pro Football Writers of America.

Prior to rejoining the Titans, Rocker spent three seasons as the defensive line coach for the Philadelphia Eagles (2021-23). In that period, the Eagles tied for third in the NFL with 142 total sacks and earned three consecutive postseason berths.

In 2023, Rocker was part of an Eagles playoff team that ranked 10th in the league in rushing defense (103.4 opponent yards per game), while defensive end Josh Sweat registered his third consecutive season with at least 6.5 sacks. Meanwhile, defensive tackle Fletcher Cox started 15 games and notched five sacks in his 12th NFL season.

In 2022, Rocker was a member of an Eagles coaching staff that guided the team to an NFC title and an appearance in Super Bowl LVII. The Eagles fielded the league's second-ranked total defense (301.5 yards per game) and registered the third-most sacks (70, tied) in NFL history, behind the 1984 Bears (72) and 1989 Vikings (71). In addition, Philadelphia became the first team to have four different players with double-digit sacks in the same season. Among that group was defensive tackle Javon Hargrave,

who excelled up front with a career-high 11.0 sacks.

During his first year with the Eagles in 2021, Rocker helped Hargrave earn his first career Pro Bowl after leading the unit in pressures (career-high 58), quarterback hits (career-high 18), tackles for loss (nine) and sacks (7.5). Sweat was also named to his first Pro Bowl after tying Hargrave for the most sacks on Philadelphia's defense.

Prior to joining the Eagles' coaching staff, Rocker tutored the defensive line at South Carolina during the 2020 campaign.

From 2017 to 2019, Rocker served as the University of Tennessee's defensive line coach. He played a crucial role in the Volunteers becoming one of the most improved defenses in college football in 2018, as Tennessee elevated 74 spots in run defense (154.0 yards per game) and 45 spots in third-down defense (39.0 percent).

Rocker spent three campaigns as the defensive line coach at Georgia (2014-16) and added the title of associate head coach in 2015 and 2016. In that span, the Bulldogs ranked among the top 20 programs in total defense each year and had the eighth-best scoring defense (16.9 points per game) in 2015.

Rocker first entered the NFL coaching scene as the defensive line coach with the Titans from 2011 to 2013. In 2012, Tennessee produced the 10th-most sacks (39) in the league, while defensive end Derrick Morgan had a breakout year, recording 59 tackles, 23 quarterback hits and 6.5 sacks. In 2011, Rocker led a young group that included Karl Klug, who ranked first





among rookie defensive tackles in sacks (7.0, fourth among NFL defensive tackles), as well as rookie defensive end Jurrell Casey, who registered the most tackles (74) by any Titans defensive lineman that season.

Returning to his alma mater, Rocker coached the defensive line at Auburn for two years (2009-10). He was key in developing defensive tackle Nick Fairley (14th-overall pick by the Detroit Lions in 2011), a Lombardi Award winner who received All-America honors during the Tigers' 2010 national championship-winning campaign. Rocker also worked with defensive end Dee Ford (23rd-overall pick by the Kansas City Chiefs in 2014) at Auburn.

Rocker was the defensive line coach at Mississippi in 2008 when the Rebels ranked fourth in the country in sacks (39). He coached two standout players—defensive tackle Peria Jerry (24th-overall pick by the Atlanta Falcons in 2009) and defensive end Greg Hardy – to All-America recognition.

From 2003 to 2007, Rocker coached the defensive line at Arkansas. In 2006, he guided defensive end Jamaal Anderson (eighth-overall pick by the Atlanta Falcons in 2007) to a 14.0-sack season.

In 2002, Rocker worked as the defensive line coach at Cincinnati and helped the Bearcats to a Conference USA championship.

Rocker was named the defensive line coach at Troy State in 1997 and spent five seasons with the program. With the Trojans, Rocker coached future NFL star defensive ends DeMarcus Ware (11th-overall pick by the Dallas Cowboys in 2005 and Pro Football Hall of Fame selection) and Osi Umenyiora. He also mentored two-time All-American defensive lineman Al Lucas, who won the 1999 Buck Buchanan Award as the top defensive player in I-AA.

Rocker originally began his collegiate coaching career working with the defensive line at West Alabama from 1994 to 1996 after serving as the defensive coordinator at Auburn High School (Auburn, Ala.) from 1992 to 1993.

In addition to his full-time coaching experience, Rocker spent two summers working with the Tampa Bay Buccaneers (2006) and Indianapolis Colts (2001) as a part of the NFL's Minority Internship Program.

Widely respected among his peers, Rocker is considered one of the greatest college defensive linemen ever and was inducted into the College Football Hall of Fame in 2004. A two-time All-American defensive tackle at Auburn, he was honored with the Lombardi Award (nation's top college football player) and Outland Trophy (nation's top interior lineman) in 1988, becoming the first player in SEC history to earn both accolades.

Following his highly decorated career at Auburn that also included 1988 SEC Player of the Year honors, Rocker was selected by Washington in the third round (66th overall) of the 1989 NFL Draft and played two seasons before sustaining a knee injury. He concluded his professional career with the Orlando Thunder of the World Football League in 1991.

A native of Atlanta, Ga., Rocker was also inducted into the Georgia Sports Hall of Fame (2018) and Alabama Sports Hall of Fame (2005).

Rocker and his wife, Lalitha, have a son, Kumar, who attended Vanderbilt University and was chosen by the Texas Rangers with the third-overall pick in the 2022 MLB Draft.

TRACY ROCKER'S TIMELINE

COACHING

2024-25: Defensive Line – Tennessee Titans
2021-23: Defensive Line – Philadelphia Eagles
2020: Defensive Line – University of South Carolina
2017-19: Defensive Line – University of Tennessee
2015-16: Defensive Line/Associate Head Coach – University of Georgia
2014: Defensive Line – University of Georgia
2011-13: Defensive Line – Tennessee Titans
2009-10: Defensive Line – Auburn University
2008: Defensive Line – University of Mississippi
2003-07: Defensive Line – University of Arkansas
2002: Defensive Line – University of Cincinnati
1997-01: Defensive Line – Troy State University
1994-96: Defensive Line – University of West Alabama
1992-93: Defensive Coordinator – Auburn High School

PLAYING

1989-90: Defensive Lineman – Washington Commanders

JOHN SHAW

ASSISTANT SPORTS PERFORMANCE - SPEED TRAINING



John Shaw is in his second season with the Titans. He was hired in 2024 to fill the newly created coaching role of assistant sports performance - speed training.

Prior to joining the Titans, Shaw spent five years in college coaching. Before a brief stint as the director of speed development at the University of Washington (January 2024 to March 2024), he was the director of speed development for two seasons on the strength and conditioning staff at the University of Arizona (2022-23). He was an assistant strength and conditioning coach for a pair of seasons at the University of Missouri (2020-21) and one campaign at the University of Kansas (2019). At Mizzou, he also served as director of sport science and mental conditioning.

The Mobile, Ala., native began his collegiate playing career as a defensive back at the University of Alabama at Birmingham (2001-04) before transferring to Belhaven University in Jackson, Miss., to finish his career (2005-06). He then took his first steps into coaching at Belhaven as a graduate assistant/cornerbacks coach and assistant strength and conditioning coach. For the next eight years, he coached athletes at the high school level in Alabama and Mississippi, including the final six years as a strength and conditioning coach and defensive backs coach for St. Paul's Episcopal (Mobile, Ala.) High School, where he was part of three AHSA State Championships.

Shaw earned his Bachelor of Science degree in exercise science from Belhaven University. He is a certified strength and conditioning specialist (CSCS, USAW).

Shaw is married to Britney with four children: John III, Asher, Shiloh and Roman.

JOHN SHAW'S TIMELINE

COACHING

- 2024-25:** Assistant Sports Performance - Speed Training – Tennessee Titans
- 2024:** Director of Speed Development – University of Washington
- 2022-23:** Director of Speed Development – University of Arizona
- 2020-21:** Assistant Strength and Conditioning, Director of Sport Science and Mental Conditioning – University of Missouri
- 2019:** Assistant Strength and Conditioning – University of Kansas
- 2013-18:** Defensive Backs and Strength & Conditioning, St. Paul's Episcopal (Mobile, Ala.) High School
- 2011-13:** Defensive Backs and Strength & Conditioning, Germantown (Madison, Miss.) High School
- 2009-11:** Graduate Assistant/Cornerbacks; Assistant Strength & Conditioning – Belhaven University
- 2007-09:** Assistant Sports Performance/Director of Marketing – Titan Athletics (Mobile, Ala.)
- 2007:** Assistant Sports Performance – Encore Performance Training (Mobile, Ala.)



TRAVIS SMITH

DEFENSIVE RUN GAME COORDINATOR



Travis Smith is in his first season with the Titans and his 15th season coaching in the NFL. He was hired by the Titans in 2025 as defensive run game coordinator after three years with the Chicago Bears as defensive line coach.

In his final season in Chicago, Smith coached a defensive line that helped Chicago rank in the top 10 in turnover margin at plus-eight.

In 2023, Smith led a defensive line group that contributed to the Bears ranking first in the NFL in rushing defense (86.4 opponent rushing yards per game). The Bears also ranked second in the league in fewest rushing touchdowns allowed (eight) and allowed only one 100-yard rusher (Week 18 - Aaron Jones). Smith guided Bears defensive lineman Montez Sweat, who was acquired in Week 9, to his first Pro Bowl nomination. Sweat led both the Bears (6.0) and Commanders (6.5) in sacks in 2023. Veteran defensive linemen Justin Jones, DeMarcus Walker, Andrew Billings and Yannick Ngakoue also provided support to Chicago's top-ranked run defense.

In his first year as the Bears defensive line coach in 2022, he helped guide a defense that was the youngest on-field roster in the NFL, as Bears defensive rookies led all teams with 3,538 snaps. Under Smith, Chicago's defensive line helped create pressure for a secondary that finished the season ranking near the top of the league in several categories, including fewest completions (323, sixth) and fewest receiving touchdowns (22, T-11th).

Smith spent 10 years within the Las Vegas Raiders organization prior to his arrival in Chicago. He completed his tenure with the Raiders as assistant defensive line coach from 2019 to 2021.

In 2021, Smith was a part of the staff that helped guide Raiders defensive end Maxx Crosby to his first Pro Bowl, where he earned Pro Bowl Defensive MVP honors. The third-year defensive end posted a career-high 56 tackles, eight sacks, 30 quarterback hits and seven passes defended. He teamed with Ngakoue, who added 10 sacks.

In 2020, Crosby recorded a team-high seven sacks in his second year in the NFL, while starting in all 16 contests for the first time in his career. Crosby's 17 career sacks were the fourth-most in Raiders history by a player through his first two seasons and tied for fifth-most in NFL history by

a player drafted in the fourth round or later since individual sacks became an official statistic in 1982.

In his first season as assistant defensive line coach in 2019, Smith helped oversee a defensive line that showed significant improvements from the 2018 season, including a 22-spot improvement in rushing yards allowed per game (140.6 avg. in 2018 to a 98.1 avg. in 2019) and an eight-spot improvement in the team's sack total (13 to 32). Smith also aided in the development of rookie defensive ends in Crosby and Clelin Ferrell. Crosby led all Raiders with 10 sacks on the year, as he became just the fourth rookie since at least 2000 to record 10-plus sacks and four forced fumbles. Crosby's 10 sacks ranked second in the NFL in 2019 and second in franchise history among rookies. Crosby also became the second rookie in club annals to earn AFC Defensive Player of the Week honors after his four-sack performance in Week 11, a mark tied for the second-most in NFL history among rookie defenders. Ferrell also benefited from Smith's guidance, as he posted 4.5 sacks, tied for the eighth-most by a rookie in Raiders history. The Raiders rookie defensive ends combined for 14.5 sacks on the year, the most among all rookie draft classes in the NFL.

As a defensive quality control coach in 2018, Smith primarily worked with the linebackers. He tutored a group that consisted of three new starters, including veteran linebacker Tahir Whitehead and second-year linebackers Marquel Lee and Nicholas Morrow. In his first season with the Raiders, Whitehead played 99.7 percent of the team's defensive snaps and led the team with 126 tackles which ranked seventh in club history.

In 2017, with Smith leading Oakland's outside linebackers, Khalil Mack led the defense with 10.5 sacks and added a career-high 78 tackles. Mack earned his third consecutive Pro Bowl selection.

Throughout the 2016 season, Smith worked closely with the defensive line, coaching third-year All-Pro Mack to his second consecutive Pro Bowl and first Defensive Player of the Year honor. Mack's eight-game sack streak during the regular season tied an NFL record, and he came away with a strip sack in three consecutive games during that stretch. Mack's season performance earned him numerous individual accolades, including his second Pro Bowl nod, two AFC Defensive Player of the Week honors and being named AFC Defensive Player of the Month in November.

In 2015, Smith contributed to a Raiders defense that featured two Pro Bowlers in veteran safety Charles Woodson and second-year linebacker Mack. Smith worked with Mack as he developed into an elite defender, totaling 15 sacks to rank second in the league and third in franchise history, earning his first Pro Bowl selection.

Smith worked extensively with the Raiders linebackers in 2014. He helped tutor Mack as a rookie, who finished third in the voting for the Associated Press Defensive Rookie of the Year.

In 2013, Smith helped a unit that included three new starters in veteran linebackers Nick Roach and Kevin Burnett and rookie linebacker Sio Moore. Roach played every snap at middle linebacker and posted career highs in tackles (152) and sacks (5.5), while Moore was named to the PFWA All-Rookie Team after recording 4.5 sacks in his first season.

Smith joined the Raiders after spending two years in the collegiate ranks. In 2011, he served as an offensive technical intern at the University of Colorado. Prior to his time in Boulder, he coached at Santa Monica (Calif.) Junior College in 2010, assisting the tight ends and the defensive linemen. He also served as an undergraduate assistant coach at Cal Poly.



A native of Walnut Creek, Calif., he attended Foothill High School in Pleasanton, Calif., where he earned two letters as a linebacker and fullback. After graduating, Smith went on to earn a bachelor's degree in kinesiology from Cal Poly State University, where he was a member of the Mustangs football program from 2004 to 2009.

Smith and wife, Christina, have a son, Jackson and a daughter, Harper.

TRAVIS SMITH'S TIMELINE

COACHING

2025: Defensive Run Game Coordinator – Tennessee Titans
2022-24: Defensive Line – Chicago Bears
2019-21: Assistant Defensive Line – Las Vegas Raiders
2018: Defensive Quality Control – Oakland Raiders
2017: Outside Linebackers – Oakland Raiders
2015-16: Defensive Quality Control – Oakland Raiders
2012-14: Defensive Assistant – Oakland Raiders
2011: Offensive Technical Intern – University of Colorado
2010: Tight Ends and Defensive Line Assistant – Santa Monica (Calif.) Junior College

RAYNA STEWART

SPECIAL TEAMS ASSISTANT



Rayna Stewart returned to Tennessee in 2025 after three seasons as the special teams assistant with the Cowboys. He is in his ninth season coaching in the NFL following a five-year playing career he began in 1996 as a fifth-round draft pick with the Houston Oilers.

During his time in Dallas from 2022 through 2024, Stewart (first name pronounced "ruh-NAY") worked with current Titans special teams coordinator John Fassel. During that span, the Cowboys field goal unit connected on 90 percent of its attempts, the fourth-best mark in the NFL. The team also ranked third in the NFL in average kickoff return yardage (27.2) from 2022-24. Cowboys kicker Brandon Aubrey and returner KaVontae Turpin were both multiple-time Pro Bowl selections during Stewart's time as assistant.

In 2024, Aubrey connected on a Cowboys-record 40 field goals, tying for the third-highest total in NFL history. The Cowboys also ranked second in the league with 1,091 kickoff return yards, led the NFL with an NFL-record 32.1 kickoff return average, and were the only team to return multiple kickoffs for touchdowns. Aubrey and Turpin received AP All-Pro honors.

Stewart assisted with the development of first-year kicker Aubrey throughout the 2023 season. Aubrey led the league in field goals made (36), ranked third in field goal percentage (94.7) and first in kicking points (157). He set NFL records in single-season touchbacks (99), consecutive field goals made without a miss to start a career (35) and set a franchise record for most field goals made in a single season (36). Bryan Anger also set franchise records by averaging 51.4 yards-per-punt and a net average of 44.9 yards in 2023.

In 2022, Cowboys kicker Brett Maher enjoyed a career season, making 29-of-32 field goals for a career-high 90.6 field goal percentage. He also racked up 137 kicking points to establish a then-single-season club record and tie for the third-most in the NFL in 2022. The special teams unit also benefited from the addition of Turpin, who finished the season fifth in punt return average (10.4) and was the only NFL player with a 50-yard kick return and 50-yard punt return. Turpin earned his first Pro Bowl selection and became the first player in Cowboys history to be named to the Pro Bowl as a return specialist.

Stewart went to Dallas after three seasons in Green Bay in a similar capacity, first as the special teams quality control coach (2019-20) and then as the assistant special teams coach (2021).

In 2021, Packers kicker Mason Crosby made 25-of-34 (73.5 percent) field goals and converted 49-of-51 extra points, leading the team in scoring (124 points) for the 13th time in his career. Punter Corey Bojorquez averaged 46.5 yards-per-punt on 53 punts and had the longest punt in the NFL on the season - an 82-yard bomb that ranked as the second-longest punt in Packers history. Green Bay finished 30th in kick return average (17.7) and 21st in punt return average (8.0) in 2021.

In 2020, Stewart worked with Crosby, who became the first Packer and just the sixth NFL player since 1932 to record a perfect field goal percentage in a season (min. one attempt-per-game) by connecting on all 16 of his field goal attempts. Crosby finished the season with an active streak of 18 converted field goals dating back to the 2019 season, the third-longest streak in franchise history.

Stewart was part of a staff in 2019 that saw Crosby connect on 22-of-24 field goal attempts (91.7 percent), matching Jan Stenerud's single-year franchise-record percentage in 1981. Crosby ranked fifth in the league in field goal percentage in 2019, the highest ranking by a Green Bay kicker since Ryan Longwell in 2003 (fourth). JK Scott posted 29 punts inside the 20 on the year, which ranked ninth in the NFL and was the most by a Packer since Tim Masthay recorded 30 in 2012.

Stewart spent four seasons (2015-18) at Vanderbilt, first as director of player development (2015-17) and then as special teams quality control coach (2018)+. As director of player development, he served as a mentor for players and oversaw a number of programs that helped the student-athletes transition from high school to college and prepare for post-graduate life. In 2018, Stewart helped Parker Thome rank fourth in the SEC with an average of 44.9 yards per punt, tied for the fourth-highest punting average in school history.

Prior to joining the Commodores, Stewart worked for two years as a teacher and head football coach at Whites Creek (Tenn.) High School. Stewart also served as a teacher and coach at Battle Ground (Franklin, Tenn.) Academy for two years before leading the Whites Creek staff.



From 2009 to 2010, Stewart was a member of the Titans coaching staff for the first time. Working primarily with the linebackers and defensive linemen as a defensive quality control coach, he helped defensive linemen Kyle Vanden Bosch and Jason Babin earn Pro Bowl honors in 2009 and 2010, respectively.

Before his first coaching stint with the Titans, Stewart's titles included graduate assistant at Northwestern University (2007-08), athletic director/head coach at Chicago (Ill.) Hope Academy (2005-06) and assistant coach at Centennial (Tenn.) High School (2001-04). He interned with the Indianapolis Colts during training camp in 2004.

Stewart played collegiately at Northern Arizona, where he was a two-time All-American cornerback and set the school record for passes defended in a season, posting 19 in both 1994 and 1995. He was selected in the fifth round (143rd overall) of the 1996 NFL Draft by the Houston Oilers and played in 71 career games as a defensive back for the Oilers (1996-97), Miami Dolphins (1998) and Jacksonville Jaguars (1999-2000). He finished his NFL career with 77 tackles, four fumble recoveries, two interceptions and a half sack.

A native of Chatsworth, Calif., Stewart earned a bachelor's degree in advertising from Northern Arizona University and a master's degree in education administration from Tennessee State University.

Stewart and his wife, Sonia, have four children: ShaRae, Tre, Mycah and Jady.

RAYNA STEWART'S TIMELINE

COACHING

- 2025:** Special Teams Assistant – Tennessee Titans
- 2022-24:** Assistant Special Teams – Dallas Cowboys
- 2021:** Assistant Special Teams – Green Bay Packers
- 2019-20:** Special Teams Quality Control – Green Bay Packers
- 2018:** Special Teams Quality Control – Vanderbilt University
- 2015-17:** Director of Player Development – Vanderbilt University
- 2013-14:** Head Coach – Whites Creek (Tenn.) High School
- 2011-12:** Assistant Coach – Battle Ground (Tenn.) Academy
- 2009-10:** Defensive Quality Control – Tennessee Titans
- 2007-08:** Graduate Assistant – Northwestern University
- 2005-06:** Athletic Director & Head Coach – Chicago (Ill.) Hope Academy
- 2004:** Training Camp Intern – Indianapolis Colts
- 2001-04:** Assistant Coach – Centennial (Tenn.) High School

PLAYING

- 1999-00:** Safety – Jacksonville Jaguars
- 1998:** Safety – Miami Dolphins
- 1996-97:** Safety – Houston/Tennessee Oilers

LUKE STOCKER

TIGHT ENDS



Luke Stocker is in his third season coaching with the Titans and his first campaign as the team's tight ends coach. Following an 11-year NFL playing career, he initially joined the Titans staff as an intern during the 2023 offseason and then earned a full-time role as offensive assistant. In 2024, he was promoted to assistant tight ends coach.

During the 2024 season, Stocker helped coach a group of tight ends that included Chig Okonkwo, Josh Whyle and Nick Vannett. Okonkwo ranked second on the team and led the Titans tight ends with 52 receptions. His 479 receiving yards ranked third on the team and led the team's tight ends, and he had two touchdown receptions.

With Stocker working with the Titans tight ends in 2023, Okonkwo finished second on the team in receptions (54) and receiving yards (528), which were career highs. Stocker also helped the development of Whyle, a fifth-round rookie, as well as veterans Kevin Rader and Trevon Wesco.

Stocker, who attended the University of Tennessee, spent part of his professional career with the Titans. He was signed as a free agent during the 2017 campaign and stayed with the club through 2018. He also returned for training camp in 2021. In 19 games and 13 starts with the Titans, he totaled 16 receptions for 177 yards and two touchdowns, while serving in a key role as a blocker in the running game.

A fourth-round pick by the Tampa Bay Buccaneers in the 2011 NFL Draft, Stocker spent six-plus seasons with the Buccaneers until joining the Titans. He later appeared in games for the Atlanta Falcons (2019-20) and Minnesota Vikings (2021). In 142 career games, he registered 91 starts and 85 receptions for 705 yards and five touchdowns. He also participated in two postseason games with the Titans following the 2017 campaign.

In his final season as a player with the Vikings in 2021, he played in 12 contests and caught two passes for 12 yards.

Stocker's totals in two seasons with the Falcons included 15 receptions for 116 yards in 31 games with 22 starts. His 13 starts in 2020 tied his

career high.

In 2018, his only full season with the Titans, he played in all 16 games and notched 11 starts. He matched a career high with 165 receiving yards with a career-best two touchdowns, while his 15 receptions marked the second-highest total of his career. The Titans ranked seventh in the NFL in rushing offense with 114.4 yards per game, as Derrick Henry emerged with his first career 1,000-yard rushing season (1,059).

Stocker appeared in 80 games with 56 starts during his time in Tampa Bay, which ran from 2011 through Week 12 of the 2017 season. He contributed 52 receptions for 400 yards and three touchdowns with the Buccaneers. In 2012, he set career highs with 16 receptions and 165 receiving yards (later tied in 2018).

A graduate of Madison Southern High School in Berea, Ky., Stocker went on to the University of Tennessee (2007-10), where he tied a then-school record with 52 career games played and graduated with a degree in sport management. He started the final 38 consecutive games of his career with the Volunteers and totaled 85 receptions for 956 yards and eight touchdowns. As a team captain during his senior season, he finished with 39 receptions for 417 yards to rank third on team in both categories, while adding two touchdowns.

He and his wife, Daine, have three children: son Liam and daughters Collins and Laurel.

LUKE STOCKER'S TIMELINE

COACHING

- 2025:** Tight Ends – Tennessee Titans
- 2024:** Assistant Tight Ends – Tennessee Titans
- 2023:** Offensive Assistant – Tennessee Titans

PLAYING

- 2021:** Tight End – Minnesota Vikings
- 2019-20:** Tight End – Atlanta Falcons
- 2017-18:** Tight End – Tennessee Titans
- 2011-17:** Tight End – Tampa Bay Buccaneers



GRANT THORNE

ASSISTANT STRENGTH AND CONDITIONING



Grant Thorne is in his second season as an assistant strength and conditioning coach with the Titans. He was hired by Tennessee in 2024 after spending 11 years with the Green Bay Packers.

From 2015 through 2023, Thorne was a strength and conditioning assistant with the Packers. He designed, organized and administered programs for the players and advised on training methods using the latest in sports technology and key performance indicators he observed during practice and competition. He spent 2013-14 as a strength and conditioning consultant with the Packers.

Prior to working in Green Bay, Thorne served as a sports performance coach at Purdue University (2011-14). While with the Boilermakers, he programmed several aspects of the strength, speed and agility training regimens for the football, track and field, and men's golf teams. He also served as an instructor for clinical students while working toward his master's degree in health and kinesiology sport performance, focusing on sports-science technology and methodology.

In 2011, Thorne gained his initial collegiate coaching experience at Stanford University, where he served as an assistant performance coach for the Cardinal football and rugby teams. During his time at the school, Thorne assisted with the daily operations of the offseason football training program, and a speed-training regimen for NFL hopefuls that helped several future NFL products, including quarterback Andrew Luck and wide receiver Doug Baldwin.

Thorne served as a performance and monitoring assistant for the New York Jets in 2010. He set up and monitored performance-tracking devices and created reports that advised Jets coaches and strength staff on how to best optimize training methods for their athletes.

A college running back, wide receiver and kick returner, Thorne played two seasons at Long Beach City College (2004-05) before finishing at Nicholls State University (2006-07), where he earned a B.S. in science. While at Nicholls State, he got his first coaching experience with the San Diego Chargers as a strength and conditioning summer intern in 2006.

Following his collegiate career, Thorne played wide receiver in the Arena Football League for the Los Angeles Avengers in 2008 before joining the Rugby Union's Sedgley Park Tigers as a winger later that year. In 2009, he participated in the USA Eagles National Rugby Team selection camp at the Olympic training center in Chula Vista, Calif.

While playing for Sedgley Park in the United Kingdom, Thorne served as an assistant performance coach for Everton Football Club of the English Premier League. In 2009, he returned to the United States to serve as a

performance coach at Velocity Sports Performance in Manhattan Beach, Calif.

Thorne's passion for athletic science led to him co-founding TRIUN Human Performance in 2006 with his brother, Kyle, a strength and conditioning coach training US military personnel in Japan. The California-based organization helps educate, train and mentor individuals and organizations in the disciplines and benefits of human performance and healthy nutrition in order to develop good lifelong habits and build strong character. Grant and Kyle designed and hold the patent to the Accu-Roller, distributed by SKLZ.

Thorne is certified as a sport-performance and corrective-exercise specialist by the National Academy of Sports Medicine. He is currently in the doctorate of technology program at Purdue University researching artificial intelligence and machine learning in sport.

Thorne was born in Tucson, Ariz. He and his wife, Courtney, have a daughter, Isla, and a son, Bodhi. Courtney is a strength and conditioning coach with the Northern Iowa Area Community College softball team.

GRANT THORNE'S TIMELINE

COACHING

- 2024-25:** Assistant Strength and Conditioning – Tennessee Titans
- 2015-23:** Strength and Conditioning Assistant – Green Bay Packers
- 2013-14:** Strength and Conditioning Consultant – Green Bay Packers
- 2011-14:** Sports Performance Coach – Purdue University
- 2011:** Assistant Performance Coach – Stanford University
- 2010:** Performance and Monitoring Assistant – New York **Jets**
- 2009:** Performance Coach – Velocity Sports Performance
- 2008:** Assistant Performance Coach – Everton Football Club

TYKE TOLBERT

WIDE RECEIVERS



Tyke Tolbert is in his second season with the Titans, his 32nd year in coaching and his 23rd season in the NFL. He has coached wide receivers with the Arizona Cardinals (2003), Buffalo Bills (2004-09), Carolina Panthers (2010), Denver Broncos (2011-17), New York Giants (2018-21) and Chicago Bears (2022-23).

During Tolbert's first season with the Titans, wide receiver Calvin Ridley's 15.9-yard receiving average ranked fifth in the NFL among qualifiers. Only Ridley and Philadelphia's A.J. Brown accumulated at least 60 receptions (64) and 1,000 receiving yards (1,017) while averaging at least 15.0 yards per catch in 2024. Also, Nick Westbrook-Ikhine established a career high and ranked second on the Titans with 497 receiving yards on 32 catches (15.5 avg.), while his team-best nine touchdown receptions gave him the best finish of his career and tied for the ninth-highest total in the NFL.

Prior to his time in Tennessee, Tolbert coached eight different wide receivers to 16 total 1,000-yard seasons: Anquan Boldin (2003), Eric Moulds (2004), Lee Evans (2006, 2008), Demaryius Thomas (2012-16), Eric Decker (2012-13), Emmanuel Sanders (2014-16), Odell Beckham Jr. (2018) and DJ Moore (2023). The grouping of Boldin (2003), Thomas (2012-16) and Sanders (2014, 2016) combined for eight Pro Bowls under Tolbert's direction.

Tolbert's two years as wide receivers coach in Chicago also included the title of pass game coordinator. Most recently in 2023, he helped Moore tie for second in the NFL in receptions of at least 25 yards (16). Moore, in his first season in Chicago, also ranked sixth in receiving yards (1,364), sixth in receiving first downs (64) and tied for eighth in receiving touchdowns (eight). His receiving yardage total ranked fourth in franchise history in a single season, while his reception total was eighth all-time.

In 2022, Tolbert helped lead a young wide receiver corps with several new faces, including wide receivers Equanimeous St. Brown and Dante Pettis, who emerged as reliable targets for quarterback Justin Fields throughout the season. St. Brown, in his first season with the Bears, recorded a career-best 377 yards from scrimmage over 16 games played (16 starts). Pettis played in all 17 games (seven starts), with three touchdowns and 282 yards from scrimmage, both of which were the best he's had since his rookie season.



In 2021, Tolbert's last of four campaigns with the Giants, Tolbert was instrumental in developing rookie wide receiver Kadarius Toney. The rookie led all Giants receivers in receiving yards, recording 420 yards in just 10 games.

During the 2020 season, wide receiver Sterling Shepard led the Giants and tied his career high with 66 catches, marking the third season in which he finished with at least 65 receptions. He was second in receiving yards (656 yards) and tied wide receiver Darius Slayton with a team-high three touchdown catches.

Tolbert coached a group in 2019 that had four different receivers surpass the century mark at least once throughout the season. Slayton missed the first two games with an injury but had one of the best seasons by a rookie wide receiver in franchise history. The fifth-round draft pick led the offense with 740 receiving yards and eight touchdowns. Slayton ranked among the top-five rookies in Giants history for receptions, yards and touchdown catches.

In 2018, Shepard started all 16 games and finished second among the team's wideouts with a career-high 66 receptions and 872 yards. He also had four touchdowns to his credit. Despite missing the final four games with an injury, Beckham led the wide receivers with 77 catches for a team-high 1,052 yards and six touchdowns.

Prior to joining the Giants, Tolbert spent seven years with the Broncos, including the team's 2016 Super Bowl season. From 2012 to 2016, one of Tolbert's Denver standouts, Thomas, recorded at least 90 catches and 1,000 receiving yards each season to join Pro Football Hall of Famers Marvin Harrison (five) and Torry Holt (six) as the only players to reach those marks in at least five consecutive years. Thomas was also selected to the Pro Bowl four times.

Tolbert was also instrumental in the continued development of Sanders, who signed with the Broncos in 2014 and was selected to his first two Pro Bowls (2014, 2016) while producing the first three 1,000-yard receiving seasons of his career. In 2016, Thomas (1,083) and Sanders (1,032) each topped 1,000 receiving yards for the third consecutive year to become just the seventh pair of wide receivers in NFL history to accomplish that feat as teammates.

In 2014, Thomas recorded 111 catches, a franchise-record 1,619 yards and 11 touchdowns, while Sanders hauled in 101 receptions to go along with 1,404 receiving yards and nine touchdowns. The two recorded the most receptions (212) and receiving yards (3,023) by an NFL duo. Thomas earned his third Pro Bowl selection and joined Pro Football Hall of Famers Jerry Rice and Harrison as the only receivers in NFL history with three consecutive 1,400-yard and 10-touchdown seasons. Thomas' 2014 campaign included a Broncos record of seven consecutive 100-yard receiving games and a 226-yard outing against Arizona in Week 5 that represented the highest single-game total in club history. Sanders was named to his first Pro Bowl after posting the fourth-most receiving yards (1,404) and fifth-most catches (101) in league history by a player in his first year with a new team.

In 2013, Tolbert coached a unit that produced three players with 10-plus touchdowns, including Thomas (14), Decker (11) and Wes Welker (10). He also coached a pair of 1,000-yard performers, Thomas (1,430) and Decker (1,288), as Denver established an NFL single-season record with 606 points. Thomas, whose 14 receiving scores tied a franchise record, earned his second Pro Bowl honor.



Tolbert's 2012 wide receiver group helped Denver's fifth-ranked passing offense score at least 30 points in a team-record 11 games. Third-year wideouts Decker and Thomas became the youngest tandem in NFL history to record 1,000 yards and 10 touchdowns each in a season.

Before spending one season (2010) at Carolina, Tolbert had a six-year (2004-09) run as wide receivers coach in Buffalo, where he helped Evans become one of the most productive receivers in Bills history. In 2004, while Moulds totaled 1,043 yards on 88 catches, Evans led all NFL rookies with nine touchdown receptions and a 17.6-yard average per catch. After finishing second in the NFL with seven receptions of 40-plus yards in 2005, Evans continued to improve under Tolbert in 2006, logging his first 1,000-yard season (1,292 yards on 82 receptions). Evans again hit the 1,000-yard mark in 2008, totaling 1,017 yards on 63 catches to rank 10th in the NFL with an average of 16.1 yards per catch.

In Tolbert's only season with the Cardinals (2003), Boldin earned Offensive Rookie of the Year honors and set a then-NFL rookie record with 101 catches for 1,377 yards—a record that stood until the 2021 season, when Miami's Jaylen Waddle totaled 102 catches.

Tolbert's first professional coaching experience was with the NFL's Bill Walsh Minority Internship Program. He first interned with the Lions during training camp in 1997 before interning again in 2001 with the Cardinals.

Before establishing himself in the NFL, Tolbert worked on the college level from 1994 to 2002. He began his coaching career as a graduate assistant at Louisiana State in the spring of 1994 and served in the same capacity at Northeast Louisiana that fall. He went on to coach the wide receivers at Ohio University in the spring of 1995, before returning that fall to Northeast Louisiana, where he tutored the team's tight ends for three seasons.

After coaching tight ends at Auburn in 1998, Tolbert spent the next three

years (1999-2001) as the wide receivers coach/recruiting coordinator at Louisiana-Lafayette. He then went on to coach the tight ends and work as the recruiting coordinator at the University of Florida in 2002 before transitioning to the NFL in 2003.

The Conroe, Texas, native was a wide receiver and three-year letterman at Louisiana State University (1986-90), where he graduated with both bachelor's and master's degrees.

He and his wife, Linda, have two daughters, Morgan and Madison.

TYKE TOLBERT'S TIMELINE

COACHING

2024-25: Wide Receivers – Tennessee Titans
2022-23: Pass Game Coordinator/Wide Receivers – Chicago Bears
2018-21: Wide Receivers – New York Giants
2011-17: Wide Receivers – Denver Broncos
2010: Wide Receivers – Carolina Panthers
2004-09: Wide Receivers – Buffalo Bills
2003: Wide Receivers – Arizona Cardinals
2002: Tight Ends/Recruiting Coordinator – University of Florida
1999-01: Wide Receivers/Recruiting Coordinator – University of Louisiana-Lafayette
1998: Tight Ends – Auburn University
1995-97: Tight Ends – Northeast Louisiana University
1995: Wide Receivers – Ohio University
1994: Graduate Assistant – Northeast Louisiana University
1994: Graduate Assistant – Louisiana State University

ZAC WOODFIN

DIRECTOR OF SPORTS PERFORMANCE



Zac Woodfin is in his second season with the Titans as director of sports performance. He arrived in Tennessee with 18 years of experience in the strength and conditioning field.

Prior to joining the Titans, Woodfin served two years for the United States Football League and United Football League (2022-23) as the director of player performance and wellness, overseeing the league's athletic performance training staff.

Prior to his time with the USFL/UFL, Woodfin was the director of athletic performance at the University of Missouri (2020-21), the University of Kansas (2017-19) and the University of Southern Mississippi (2015-16).

Near the end of his time at Southern Miss, Woodfin was named interim director of athletics while the university conducted a search for its permanent director. During that time, Woodfin handled the Golden Eagle football strength and conditioning needs and also oversaw the other 15 Southern Miss sports.

In 2014, Woodfin served as the head strength and conditioning coach at his alma mater, the University of Alabama at Birmingham. He won FootballScoop's Strength and Conditioning Coach of the Year award while helping the Blazers improve from 2-10 in 2013 to 6-6 in 2014.

From 2011 to 2013, he received his first NFL coaching experience as an assistant strength and conditioning coach with the Green Bay Packers.

A native of Prattville, Ala., Woodfin played linebacker at UAB and became the football program's all-time leading tackler (372 career tackles). He entered the NFL in 2005 as a rookie free agent with the Packers and also spent time with the New Orleans Saints (2005), Baltimore Ravens (2005-06) and Houston Texans (2007). He also played in NFL Europe for the Frankfurt Galaxy (2007). Woodfin started at linebacker for the Galaxy and helped lead the team to the 2007 World Bowl.

In 2006, he got his start in the strength and conditioning field as an intern at UAB and then worked as a volunteer at the University of Alabama (2007) before becoming a performance specialist for three years at Athletes' Performance (2007-10), based in Los Angeles. While with Athletes Performance, he worked with many clients who played for various organizations in the NFL, NBA and MLB, as well as Olympic athletes.

Woodfin graduated from UAB in 2007 with a bachelor's degree in exercise science and a concentration in fitness leadership. He is certified by the NSCA and USAW.

He and his wife, Fawn, have a son, Valor, and a daughter, Violet.

ZAC WOODFIN'S TIMELINE

COACHING

- 2024-25:** Director of Sports Performance – Tennessee Titans
- 2022-23:** Director of Player Performance and Wellness – USFL/UFL
- 2020-21:** Director of Athletic Performance – University of Missouri
- 2017-19:** Director of Athletic Performance – University of Kansas
- 2015-16:** Director of Athletic Performance – University of Southern Mississippi
- 2014:** Head Strength and Conditioning Coach – University of Alabama at Birmingham
- 2011-13:** Assistant Strength and Conditioning Coach – Green Bay Packers
- 2007-10:** Performance Specialist – Athletes' Performance
- 2007:** Strength and Conditioning Volunteer – University of Alabama
- 2006:** Strength and Conditioning Intern – University of Alabama at Birmingham

PLAYING

- 2007:** Linebacker – Houston Texans, Frankfurt Galaxy (NFL Europe)
- 2006:** Linebacker – Baltimore Ravens
- 2005:** Linebacker – Green Bay Packers, New Orleans Saints, Baltimore Ravens

TENNESSEE TITANS

PLAYER BIOS



TENNESSEE TITANS ALPHABETICAL ROSTER

NO.	NAME	POS.	HT.	WT.	BIRTHDATE	EXP.	COLLEGE	HOMETOWN	ACQUIRED
10	Allen, Brandon	QB	6-2	209	9/5/92	9	Arkansas	Fayetteville, Ark.	UFA (SF)-'25
5	Ayomanor, Elic	WR	6-2	206	6/3/03	R	Stanford	Medicine Hat, Alberta, Can.	D4c-'25
39	Baker Jr., Darrell	CB	6-1	190	3/27/98	3	Georgia Southern	Hephzibah, Ga.	W (IND)-'24
50	Barton, Cody	LB	6-2	237	11/13/96	7	Utah	Cottonwood Heights, Utah	UFA (DEN)-'25
95	Blidi, Philip	DT	6-3	284	5/12/02	R	Auburn	Trenton, N.J.	FA-'25
15	Boyle, Tim	QB	6-4	232	10/3/94	7	Eastern Kentucky	Middlefield, Conn.	UFA (NYG)-'25
67	Brewer, Chandler	OL	6-6	320	6/12/97	3	Middle Tennessee State	Florence, Ala.	FA-'24
33	Brooks, Kendell	DB	6-0	206	3/3/00	1	Michigan State	Swansea, S.C.	FA-'24
44	Brown, Mike	S	6-1	218	4/7/99	3	Miami (Ohio)	Grand Rapids, Mich.	FA-'22
29	Brownlee Jr., Jarvis	CB	5-10	194	7/13/01	2	Louisville	Miami Gardens, Fla.	D5-'24
16	Burks, Treyton	WR	6-2	225	3/23/00	4	Arkansas	Warren, Ark.	D1-'22
58	Burney, Amari	LB	6-2	228	6/19/00	3	Florida	St. Petersburg, Fla.	W (LV)-'25
36o	Chestnut, Julius	RB	5-11	228	10/26/00	4	Sacred Heart	Bowie, Md.	FA-'22
91	Coburn, Keondre	DL	6-2	332	5/23/00	3	Texas	Houston, Texas	FA-'23
46	Cox, Morgan	LS	6-4	233	4/26/86	16	Tennessee	Collierville, Tenn.	UFA (BAL)-'21
78	Crenshaw-Dickson, Brandon T	T	6-7	316	2/22/01	R	Florida	Inglewood, Calif.	FA-'25
86	Dabney, Drake	TE	6-5	246	5/14/02	R	Texas Christian	Cypress, Texas	FA-'25
17	Dike, Chimere	WR	6-1	196	12/14/01	R	Florida	Waukesha, Wis.	D4a-'25
14	Dowell, Colton	WR	6-3	212	4/19/99	3	Tennessee-Martin	Lebanon, Tenn.	D7-'23
71	Duncan, Jaelyn	OL	6-6	306	7/8/00	3	Maryland	New Carrollton, Md.	D6-'23
56	Evans, Desmond	OLB	6-6	252	8/26/02	R	North Carolina	Sanford, N.C.	FA-'25
99	Gaye, Ali	OLB	6-6	265	11/29/97	2	Louisiana State	Lynnwood, Wash.	W (HOU)-'24
48	Gbenda, David	LB	6-0	236	12/12/00	R	Texas	Katy, Texas	FA-'25
51	Gray, Cedric	LB	6-2	234	10/30/02	2	North Carolina	Charlotte, N.C.	D4-'24
73	Hance, Blake	OL	6-5	310	1/11/96	5	Northwestern	Jacksonville, Ill.	UFA (JAX)-'25
92	Harrell, Jaylen	OLB	6-4	247	5/1/02	2	Michigan	Tampa, Fla.	D7b-'24
28d	Harris, Jermari	CB	6-1	191	9/19/00	R	Iowa	Chicago, Ill.	FA-'25
26	Harris, Marcus	CB	5-11	188	3/6/01	R	California	Portland, Ore.	D6a-'25
3	Hekker, Johnny	P	6-5	225	2/8/90	14	Oregon State	Bothell, Wash.	UFA (CAR)-'25
84	Helm, Gunnar	TE	6-5	241	9/6/02	R	Texas	Englewood, Colo.	D4b-'25
37	Hooker, Amani	S	5-11	210	6/14/98	7	Iowa	Minneapolis, Minn.	D4-'19
94	Horne, Timmy	DT	6-4	323	10/25/97	4	Kansas State	Wadesboro, N.C.	FA-'25
72d	Horsley, Cam	DT	6-3	312	2/6/02	R	Boston College	Cinnaminson, N.J.	FA-'25
19	Jackson, Jha'Quan	WR	5-9	188	5/15/00	2	Tulane	Luling, La.	D6-'24
57	Jacobs, Curtis	LB	6-1	241	2/18/02	2	Penn State	Glen Burnie, Md.	W (NE)-'25
66	Jaimes, Brenden	OL	6-5	300	5/28/99	5	Nebraska	Austin, Texas	UFA (LAC)-'25
32o	Jefferson, Jermar	RB	5-10	215	4/15/00	2	Oregon State	Harbor City, Calif.	FA-'25
11	Jefferson, Van	WR	6-1	200	7/26/96	6	Florida	Brentwood, Tenn.	UFA (PIT)-'25
32d	Jeudy-Lally, Gabe	CB	6-1	189	2/16/01	2	Tennessee	Austin, Texas	FA-'24
45	Jones, Dre'Mont	OLB	6-3	281	1/5/97	7	Ohio State	Cleveland, Ohio	FA-'25
69	Joseph-Day, Sebastian	DE	6-4	310	3/21/95	7	Rutgers	Stroudsburg, Pa.	UFA (SF)-'24
49	Key, Arden	OLB	6-5	240	5/3/96	8	Louisiana State	Atlanta, Ga.	UFA (JAX)-'23
35	Kimber, Jalen	CB	6-0	190	2/13/01	R	Penn State	Merrillville, Ind.	FA-'25
12	Kinsey, Mason	WR	5-11	200	8/29/98	3	Berry College	Demorest, Ga.	FA-'21
55	Latham, JC	T	6-6	342	2/8/03	2	Alabama	Oak Creek, Wis.	D1-'24
90	Leo, Titus	OLB	6-3	250	8/26/99	2	Wagner	Sheepshead Bay, N.Y.	W (NE)-'25
62	Levin, Corey	C/G	6-4	307	8/12/94	7	Chattanooga	Dacula, Ga.	W (NYJ)-'21
36d	Lewis, Clarence	CB	5-11	200	12/8/00	R	Syracuse	Edison, N.J.	FA-'25
4	Lockett, Tyler	WR	5-10	182	9/28/92	11	Kansas State	Tulsa, Okla.	FA-'25
97	Lynch, James	DL	6-4	295	1/20/99	6	Baylor	Round Rock, Texas	FA-'24
88	Martin-Robinson, David	TE	6-3	247	12/26/99	2	Temple	Landisville, Pa.	FA-'24
21	McCreary, Roger	CB	5-11	190	2/10/00	4	Auburn	Mobile, Ala.	D2-'22
24o	Mims, Jordan	RB	6-0	205	6/16/99	2	Fresno State	East Palo Alto, Calif.	FA-'25
75	Moore Jr., Dan	T	6-5	315	9/28/98	5	Texas A&M	Beaumont, Texas	UFA (PIT)-'25
28o	Mullings, Kalel	RB	6-2	226	10/4/02	R	Michigan	Boston, Mass.	D6b-'25
60	Mustipher, Sam	OL	6-3	306	8/13/96	6	Notre Dame	Owings Mills, Md.	UFA (LAC)-'25
89	Odukoya, Thomas	TE	6-6	253	5/5/97	2	Eastern Michigan	Almere, Netherlands	FA-'22
61	Ojukwu, John	OL	6-5	309	1/9/99	2	Boise State	Boise, Idaho	FA-'23
85	Okonkwo, Chig	TE	6-3	238	9/8/99	4	Maryland	Powder Springs, Ga.	D4b-'22
7	Oladejo, Oluwafemi	OLB	6-3	259	9/20/03	R	UCLA	Sacramento, Calif.	D2-'25
80	Oliver, Bryce	WR	6-1	214	5/19/00	2	Youngstown State	Fort Lauderdale, Fla.	FA-'24
68	O'Malley, Devonte	DT	6-3	284	6/28/02	R	Northern Illinois	Midlothian, Ill.	FA-'25



TENNESSEE TITANS ALPHABETICAL ROSTER (CONTINUED)

59	Orji, Anfernee	LB	6-2	230	10/6/00	2	Vanderbilt	Rockwell, Texas	W (NO)-'25
31	Oruwariye, Amani	CB	6-2	205	2/9/96	6	Penn State	St. Petersburg, Fla.	FA-'25
30	Perry, Mark	S	6-0	215	5/30/01	1	Texas Christian	Rancho Cucamonga, Calif.	W (NE)-'25
20	Pollard, Tony	RB	6-0	209	4/30/97	7	Memphis	Memphis, Tenn.	UFA (DAL)-'24
13	Proche II, James	WR	5-11	193	9/21/96	6	Southern Methodist	Dallas, Texas	UFA (CLE)-'25
76d	Raikes, Isaiah	NT	6-1	310	5/15/01	R	Auburn	Woodbury, N.J.	FA-'25
41	Reese IV, Otis	LB	6-3	214	7/2/98	3	Mississippi	Leesburg, Ga.	FA-'23
87	Restrepo, Xavier	WR	5-10	202	4/12/02	R	Miami (Fla.)	Coconut Creek, Fla.	FA-'25
0	Ridley, Calvin	WR	6-1	190	12/20/94	7	Alabama	Fort Lauderdale, Fla.	UFA (JAX)-'24
40	Ross, Davion	CB	5-10	177	2/5/01	R	Memphis	Warner Robins, Ga.	FA-'25
76o	Rupcich, Andrew	OL	6-6	318	4/1/99	2	Culver-Stockton	Wonder Lake, Ill.	FA-'22
82	Sheffield, T.J.	WR	5-10	188	12/14/00	R	Connecticut	Thompson's Station, Tenn.	FA-'25
98	Simmons, Jeffery	DT	6-4	305	7/28/97	7	Mississippi State	Macon, Miss.	D1-'19
77	Skoronski, Peter	OL	6-4	313	7/31/01	3	Northwestern	Park Ridge, Ill.	D1-'23
64	Slater, Jackson	G	6-3	311	5/30/03	R	Sacramento State	Bellevue, Wash.	D5-'25
6	Slye, Joey	K	5-11	213	4/10/96	7	Virginia Tech	North Stafford, Va.	UFA (NE)-'25
2	Spears, Tyjae	RB	5-11	195	6/15/01	3	Tulane	Ponchatoula, La.	D3-'23
93	Sweat, T'Vondre	NT	6-4	366	7/11/01	2	Texas	Huntsville, Texas	D2-'24
72o	Udoh, Olisaemeka	OL	6-6	320	2/14/97	7	Elon	Fayetteville, N.C.	UFA (NO)-'25
1	Ward, Cameron	QB	6-2	219	5/25/02	R	Miami (Fla.)	West Columbia, Texas	D1-'25
96	Watkins, Carlos	DL	6-3	305	12/5/93	9	Clemson	Mooresboro, N.C.	FA-'25
81	Whyte, Josh	TE	6-7	248	9/8/99	3	Cincinnati	Cincinnati, Ohio	D5-'23
52	Williams Sr., James	LB	6-4	232	2/15/03	2	Miami (Fla.)	Fort Lauderdale, Fla.	D7a-'24
23	Winston Jr., Kevin	S	6-2	213	12/2/03	R	Penn State	Columbia, Md.	D3-'25
24	Wood, Julius	DB	6-1	193	5/2/01	2	East Carolina	Columbus, Ohio	W (DAL)-'24
25	Woods, Xavier	S	5-11	200	7/26/95	9	Louisiana Tech	West Monroe, La.	UFA (CAR)-'25
70	Zeidler, Kevin	G	6-4	332	3/8/90	14	Wisconsin	Waukesha, Wis.	UFA (DET)-'25

PHYSICALLY UNABLE TO PERFORM (2) :

79	Cushenberry III, Lloyd	C	6-4	315	11/22/97	6	Louisiana State	Carville, La.	UFA (DEN)-'24
38	Sneed, L'Jarius	CB	6-1	192	1/21/97	6	Louisiana Tech	Minden, La.	T (KC)-'24

RESERVE/INJURED (1) :

8	Levis, Will	QB	6-4	229	6/27/99	3	Kentucky	Madison, Conn.	D2-'23
---	-------------	----	-----	-----	---------	---	----------	----------------	--------

Active Roster Count: 91

As of July 23, 2025

TENNESSEE TITANS NUMERICAL ROSTER

NO.	NAME	POS.	HT.	WT.	AGE	EXP.	COLLEGE	HOMETOWN	ACQUIRED
0	Calvin Ridley	WR	6-1	190	30	7	Alabama	Fort Lauderdale, Fla.	UFA (JAX)-'24
1	Cameron Ward	QB	6-2	219	23	R	Miami (Fla.)	West Columbia, Texas	D1-'25
2	Tyjae Spears	RB	5-11	195	24	3	Tulane	Ponchatoula, La.	D3-'23
3	Johnny Hekker	P	6-5	225	35	14	Oregon State	Bothell, Wash.	UFA (CAR)-'25
4	Tyler Lockett	WR	5-10	182	32	11	Kansas State	Tulsa, Okla.	FA-'25
5	Elic Ayomanor	WR	6-2	206	22	R	Stanford	Medicine Hat, Alberta, Can.	D4c-'25
6	Joey Slye	K	5-11	213	29	7	Virginia Tech	North Stafford, Va.	UFA (NE)-'25
7	Oluwafemi Oladejo	OLB	6-3	259	21	R	UCLA	Sacramento, Calif.	D2-'25
10	Brandon Allen	QB	6-2	209	32	9	Arkansas	Fayetteville, Ark.	UFA (SF)-'25
11	Van Jefferson	WR	6-1	200	29	6	Florida	Brentwood, Tenn.	UFA (PIT)-'25
12	Mason Kinsey	WR	5-11	200	26	3	Berry College	Demorest, Ga.	FA-'21
13	James Proche II	WR	5-11	193	28	6	Southern Methodist	Dallas, Texas	UFA (CLE)-'25
14	Colton Dowell	WR	6-3	212	26	3	Tennessee-Martin	Lebanon, Tenn.	D7-'23
15	Tim Boyle	QB	6-4	232	30	7	Eastern Kentucky	Middlefield, Conn.	UFA (NYG)-'25
16	Treyton Burks	WR	6-2	225	25	4	Arkansas	Warren, Ark.	D1-'22
17	Chimere Dike	WR	6-1	196	23	R	Florida	Waukesha, Wis.	D4a-'25
19	Jha'Quan Jackson	WR	5-9	188	25	2	Tulane	Luling, La.	D6-'24
20	Tony Pollard	RB	6-0	209	28	7	Memphis	Memphis, Tenn.	UFA (DAL)-'24
21	Roger McCreary	CB	5-11	190	25	4	Auburn	Mobile, Ala.	D2-'22
23	Kevin Winston Jr.	S	6-2	213	21	R	Penn State	Columbia, Md.	D3-'25
24o	Jordan Mims	RB	6-0	205	26	2	Fresno State	East Palo Alto, Calif.	FA-'25
24d	Julius Wood	DB	6-1	193	24	2	East Carolina	Columbus, Ohio	W (DAL)-'24
25	Xavier Woods	S	5-11	200	30	9	Louisiana Tech	West Monroe, La.	UFA (CAR)-'25
26	Marcus Harris	CB	5-11	188	24	R	California	Portland, Ore.	D6a-'25
28d	Jermari Harris	CB	6-1	191	24	R	Iowa	Chicago, Ill.	FA-'25



TENNESSEE TITANS NUMERICAL ROSTER (CONTINUED)

28o	Kalel Mullings	RB	6-2	226	22	R	Michigan	Boston, Mass.	D6b-'25
29	Jarvis Brownlee Jr.	CB	5-10	194	24	2	Louisville	Miami Gardens, Fla.	D5-'24
30	Mark Perry	S	6-0	215	24	1	Texas Christian	Rancho Cucamonga, Calif.	W (NE)-'25
31	Amani Oruwariye	CB	6-2	205	29	6	Penn State	St. Petersburg, Fla.	FA-'25
32o	Jermar Jefferson	RB	5-10	215	25	2	Oregon State	Harbor City, Calif.	FA-'25
32d	Gabe Jeudy-Lally	CB	6-1	189	24	2	Tennessee	Austin, Texas	FA-'24
33	Kendell Brooks	DB	6-0	206	25	1	Michigan State	Swansea, S.C.	FA-'24
35	Jalen Kimber	CB	6-0	190	24	R	Penn State	Merrillville, Ind.	FA-'25
36o	Julius Chestnut	RB	5-11	228	24	4	Sacred Heart	Bowie, Md.	FA-'22
36d	Clarence Lewis	CB	5-11	200	24	R	Syracuse	Edison, N.J.	FA-'25
37	Amani Hooker	S	5-11	210	27	7	Iowa	Minneapolis, Minn.	D4-'19
39	Darrell Baker Jr.	CB	6-1	190	27	3	Georgia Southern	Hephzibah, Ga.	W (IND)-'24
40	Davion Ross	CB	5-10	177	24	R	Memphis	Warner Robins, Ga.	FA-'25
41	Otis Reese IV	LB	6-3	214	27	3	Mississippi	Leesburg, Ga.	FA-'23
44	Mike Brown	S	6-1	218	26	3	Miami (Ohio)	Grand Rapids, Mich.	FA-'22
45	Dre'Mont Jones	OLB	6-3	281	28	7	Ohio State	Cleveland, Ohio	FA-'25
46	Morgan Cox	LS	6-4	233	39	16	Tennessee	Collierville, Tenn.	UFA (BAL)-'21
48	David Gbenda	LB	6-0	236	24	R	Texas	Katy, Texas	FA-'25
49	Arden Key	OLB	6-5	240	29	8	Louisiana State	Atlanta, Ga.	UFA (JAX)-'23
50	Cody Barton	LB	6-2	237	28	7	Utah	Cottonwood Heights, Utah	UFA (DEN)-'25
51	Cedric Gray	LB	6-2	234	22	2	North Carolina	Charlotte, N.C.	D4-'24
52	James Williams Sr.	LB	6-4	232	22	2	Miami (Fla.)	Fort Lauderdale, Fla.	D7a-'24
55	JC Latham	T	6-6	342	22	2	Alabama	Oak Creek, Wis.	D1-'24
56	Desmond Evans	OLB	6-6	252	22	R	North Carolina	Sanford, N.C.	FA-'25
57	Curtis Jacobs	LB	6-1	241	23	2	Penn State	Glen Burnie, Md.	W (NE)-'25
58	Amari Burney	LB	6-2	228	25	3	Florida	St. Petersburg, Fla.	W (LV)-'25
59	Anfernee Orji	LB	6-2	230	24	2	Vanderbilt	Rockwell, Texas	W (NO)-'25
60	Sam Mustipher	OL	6-3	306	28	6	Notre Dame	Owings Mills, Md.	UFA (LAC)-'25
61	John Ojukwu	OL	6-5	309	26	2	Boise State	Boise, Idaho	FA-'23
62	Corey Levin	C/G	6-4	307	30	7	Chattanooga	Dacula, Ga.	W (NYJ)-'21
64	Jackson Slater	G	6-3	311	22	R	Sacramento State	Bellevue, Wash.	D5-'25
66	Brenden Jaimes	OL	6-5	300	26	5	Nebraska	Austin, Texas	UFA (LAC)-'25
67	Chandler Brewer	OL	6-6	320	28	3	Middle Tennessee State	Florence, Ala.	FA-'24
68	Devonte O'Malley	DT	6-3	284	23	R	Northern Illinois	Midlothian, Ill.	FA-'25
69	Sebastian Joseph-Day	DE	6-4	310	30	7	Rutgers	Stroudsburg, Pa.	UFA (SF)-'24
70	Kevin Zeitler	G	6-4	332	35	14	Wisconsin	Waukesha, Wis.	UFA (DET)-'25
71	Jaelyn Duncan	OL	6-6	306	25	3	Maryland	New Carrollton, Md.	D6-'23
72d	Cam Horsley	DT	6-3	312	23	R	Boston College	Cinnaminson, N.J.	FA-'25
72o	Olisaemeka Udoh	OL	6-6	320	28	7	Elon	Fayetteville, N.C.	UFA (NO)-'25
73	Blake Hance	OL	6-5	310	29	5	Northwestern	Jacksonville, Ill.	UFA (JAX)-'25
75	Dan Moore Jr.	T	6-5	315	26	5	Texas A&M	Beaumont, Texas	UFA (PIT)-'25
76d	Isaiah Raikes	NT	6-1	310	24	R	Auburn	Woodbury, N.J.	FA-'25
76o	Andrew Rucich	OL	6-6	318	26	2	Culver-Stockton	Wonder Lake, Ill.	FA-'22
77	Peter Skoronski	OL	6-4	313	23	3	Northwestern	Park Ridge, Ill.	D1-'23
78	Brandon Crenshaw-Dickson	T	6-7	316	24	R	Florida	Inglewood, Calif.	FA-'25
80	Bryce Oliver	WR	6-1	214	25	2	Youngstown State	Fort Lauderdale, Fla.	FA-'24
81	Josh Whyte	TE	6-7	248	25	3	Cincinnati	Cincinnati, Ohio	D5-'23
82	TJ Sheffield	WR	5-10	188	24	R	Connecticut	Thompson's Station, Tenn.	FA-'25
84	Gunnar Helm	TE	6-5	241	22	R	Texas	Englewood, Colo.	D4b-'25
85	Chig Okonkwo	TE	6-3	238	25	4	Maryland	Powder Springs, Ga.	D4b-'22
86	Drake Dabney	TE	6-5	246	23	R	Texas Christian	Cypress, Texas	FA-'25
87	Xavier Restrepo	WR	5-10	202	23	R	Miami (Fla.)	Coconut Creek, Fla.	FA-'25
88	David Martin-Robinson	TE	6-3	247	25	2	Temple	Landisville, Pa.	FA-'24
89	Thomas Odukoya	TE	6-6	253	28	2	Eastern Michigan	Almere, Netherlands	FA-'22
90	Titus Leo	OLB	6-3	250	25	2	Wagner	Sheepshead Bay, N.Y.	W (NE)-'25
91	Keondre Coburn	DL	6-2	332	25	3	Texas	Houston, Texas	FA-'23
92	Jaylen Harrell	OLB	6-4	247	23	2	Michigan	Tampa, Fla.	D7b-'24
93	T'Vondre Sweat	NT	6-4	366	24	2	Texas	Huntsville, Texas	D2-'24
94	Timmy Horne	DT	6-4	323	27	4	Kansas State	Wadesboro, N.C.	FA-'25
95	Philip Blidi	DT	6-3	284	23	R	Auburn	Trenton, N.J.	FA-'25
96	Carlos Watkins	DL	6-3	305	31	9	Clemson	Mooresboro, N.C.	FA-'25
97	James Lynch	DL	6-4	295	26	6	Baylor	Round Rock, Texas	FA-'24
98	Jeffery Simmons	DT	6-4	305	28	7	Mississippi State	Macon, Miss.	D1-'19



TENNESSEE TITANS NUMERICAL ROSTER (CONTINUED)

99	Ali Gaye	OLB	6-6	265	27	2	Louisiana State	Lynnwood, Wash.	W (HOU)-'24
PHYSICALLY UNABLE TO PERFORM (2) :									
38	L'Jarius Sneed	CB	6-1	192	28	6	Louisiana Tech	Minden, La.	T (KC)-'24
79	Lloyd Cushenberry III	C	6-4	315	27	6	Louisiana State	Carville, La.	UFA (DEN)-'24
RESERVE/INJURED (1) :									
8	Will Levis	QB	6-4	229	26	3	Kentucky	Madison, Conn.	D2-'23

Active Roster Count: 91

As of July 23, 2025

HEAD COACH: BRIAN CALLAHAN

ASSISTANT COACHES: JOHN FASSEL (special teams coordinator), NICK HOLZ (offensive coordinator), DENNARD WILSON (defensive coordinator), DYLAN AUTENRIETH (defensive quality control), BRIAN BELL (assistant director of sports performance), BEN BLOOM (outside linebackers), TREVOR BROWDER (offensive assistant), FRANK BUSH (linebackers), KYLAN BUTLER (offensive assistant), BILL CALLAHAN (offensive line), STEVE DONATELL (defensive assistant), SCOTT FUCHS (assistant offensive line), BO HARDEGREE (quarterbacks), STEVE JACKSON (secondary/safeties), MATT JONES (offensive assistant), TOM JONES (assistant to the head coach), RANDY JORDAN (running backs), LORI LOCUST (defensive assistant), MARK LOVAT (assistant strength and conditioning), PAYTON McCOLLUM (assistant quarterbacks), MIKE McCOY (senior offensive assistant), TONY ODEN (defensive passing game coordinator/cornerbacks), TRACY ROCKER (defensive line), JOHN SHAW (assistant sports performance - speed training), TRAVIS SMITH (defensive run game coordinator), RAYNA STEWART (assistant special teams), LUKE STOCKER (tight ends), GRANT THORNE (assistant strength and conditioning), TYKE TOLBERT (wide receivers), ZAC WOODFIN (director of sports performance).

HOW ACQUIRED KEY: FA (free agent), UFA (unrestricted free agent), RFA (restricted free agent), D (draft pick), W (waivers), T (trade)

PRONUNCIATION GUIDE

ELIC AYOMANOR (EL-ick EYE-oh-man-er); TREYLON Burks (TRAY-lin); KEONDRE Coburn (kee-AHN-dray); CHIMERE DIKE (CHEE-may-RAY DEE-kay); ALI Gaye (AHH-lee); David GBENDA (BEN-da); Johnny HEKKER (HECK-er); Isaiah ITON (EYE-tin); Brenden JAIMES (HIGH-miss); Thomas ODUKOYA (OH-due-COY-ah); John OJUKWU (oh-JEW-koo); Chig OKONKWO (oh-KAHN-kwoh); OLUWAFEMI OLADEJO (OH-loo-WAH-feh-me ole-uh-DAY-jo); Anfernee ORJI (OR-jee); Amani ORUWARIYE (OH-roo-WAR-ee-yay); XAVIER RESTREPO (zay-VEE-er ress-TREH-poe); Andrew RUPCICH (RUP-sitch); Peter SKORONSKI (skuh-RON-ski); TYJAE Spears (TAH-zhay); OLISAEMEKA UDOH (OH-lee-suh-MEE-kah OO-doe); Josh WHYLE (WHY-lee); Kevin ZEITLER (ZITE-ler)



TITANS POSITIONAL ROSTER - OFFENSE

QUARTERBACKS (3)

10	Allen, Brandon	QB	6-2	209	9/5/92	9	Arkansas	Fayetteville, Ark.	UFA (SF)-'25
15	Boyle, Tim	QB	6-4	232	10/3/94	7	Eastern Kentucky	Middlefield, Conn.	UFA (NYG)-'25
1	Ward, Cameron	QB	6-2	219	5/25/02	R	Miami (Fla.)	West Columbia, Texas	D1-'25

RUNNING BACKS (6)

36	Chestnut, Julius	RB	5-11	228	10/26/00	4	Sacred Heart	Bowie, Md.	FA-'22
32	Jefferson, Jermar	RB	5-10	215	4/15/00	2	Oregon State	Harbor City, Calif.	FA-'25
24	Mims, Jordan	RB	6-0	205	6/16/99	2	Fresno State	East Palo Alto, Calif.	FA-'25
28	Mullings, Kalel	RB	6-2	226	10/4/02	R	Michigan	Boston, Mass.	D6b-'25
20	Pollard, Tony	RB	6-0	209	4/30/97	7	Memphis	Memphis, Tenn.	UFA (DAL)-'24
2	Spears, Tyjae	RB	5-11	195	6/15/01	3	Tulane	Ponchatoula, La.	D3-'23

WIDE RECEIVERS (13)

5	Ayomanor, Elic	WR	6-2	206	6/3/03	R	Stanford	Medicine Hat, Alberta, Can.	D4c-'25
16	Burks, Treyton	WR	6-2	225	3/23/00	4	Arkansas	Warren, Ark.	D1-'22
17	Dike, Chimere	WR	6-1	196	12/14/01	R	Florida	Waukesha, Wis.	D4a-'25
14	Dowell, Colton	WR	6-3	212	4/19/99	3	Tennessee-Martin	Lebanon, Tenn.	D7-'23
19	Jackson, Jha'Quan	WR	5-9	188	5/15/00	2	Tulane	Luling, La.	D6-'24
11	Jefferson, Van	WR	6-1	200	7/26/96	6	Florida	Brentwood, Tenn.	UFA (PIT)-'25
12	Kinsey, Mason	WR	5-11	200	8/29/98	3	Berry College	Demorest, Ga.	FA-'21
4	Lockett, Tyler	WR	5-10	182	9/28/92	11	Kansas State	Tulsa, Okla.	FA-'25
80	Oliver, Bryce	WR	6-1	214	5/19/00	2	Youngstown State	Fort Lauderdale, Fla.	FA-'24
13	Proche II, James	WR	5-11	193	9/21/96	6	Southern Methodist	Dallas, Texas	UFA (CLE)-'25
87	Restrepo, Xavier	WR	5-10	202	4/12/02	R	Miami (Fla.)	Coconut Creek, Fla.	FA-'25
0	Ridley, Calvin	WR	6-1	190	12/20/94	7	Alabama	Fort Lauderdale, Fla.	UFA (JAX)-'24
82	Sheffield, TJ	WR	5-10	188	12/14/00	R	Connecticut	Thompson's Station, Tenn.	FA-'25

TIGHT ENDS (6)

86	Dabney, Drake	TE	6-5	246	5/14/02	R	Texas Christian	Cypress, Texas	FA-'25
84	Helm, Gunnar	TE	6-5	241	9/6/02	R	Texas	Englewood, Colo.	D4b-'25
88	Martin-Robinson, David	TE	6-3	247	12/26/99	2	Temple	Landisville, Pa.	FA-'24
89	Odukoya, Thomas	TE	6-6	253	5/5/97	2	Eastern Michigan	Almere, Netherlands	FA-'22
85	Okonkwo, Chig	TE	6-3	238	9/8/99	4	Maryland	Powder Springs, Ga.	D4b-'22
81	Whyle, Josh	TE	6-7	248	9/8/99	3	Cincinnati	Cincinnati, Ohio	D5-'23

CENTERS (3)

79	Cushenberry III, Lloyd	C	6-4	315	11/22/97	6	Louisiana State	Carville, La.	UFA (DEN)-'24
62	Levin, Corey	C/G	6-4	307	8/12/94	7	Chattanooga	Dacula, Ga.	W (NYJ)-'21
60	Mustipher, Sam	OL	6-3	306	8/13/96	6	Notre Dame	Owings Mills, Md.	UFA (LAC)-'25

GUARDS (7)

67	Brewer, Chandler	OL	6-6	320	6/12/97	3	Middle Tennessee State	Florence, Ala.	FA-'24
73	Hance, Blake	OL	6-5	310	1/11/96	5	Northwestern	Jacksonville, Ill.	UFA (JAX)-'25
66	Jaimes, Brenden	OL	6-5	300	5/28/99	5	Nebraska	Austin, Texas	UFA (LAC)-'25
76	Rupcich, Andrew	OL	6-6	318	4/1/99	2	Culver-Stockton	Wonder Lake, Ill.	FA-'22
77	Skoronski, Peter	OL	6-4	313	7/31/01	3	Northwestern	Park Ridge, Ill.	D1-'23
64	Slater, Jackson	G	6-3	311	5/30/03	R	Sacramento State	Bellevue, Wash.	D5-'25
70	Zeitler, Kevin	G	6-4	332	3/8/90	14	Wisconsin	Waukesha, Wisc.	UFA (DET)-'25

TACKLES (6)

78	Crenshaw-Dickson, Brandon	T	6-7	316	2/22/01	R	Florida	Inglewood, Calif.	FA-'25
71	Duncan, Jaelyn	OL	6-6	306	7/8/00	3	Maryland	New Carrollton, Md.	D6-'23
55	Latham, JC	T	6-6	342	2/8/03	2	Alabama	Oak Creek, Wis.	D1-'24
75	Moore Jr., Dan	T	6-5	315	9/28/98	5	Texas A&M	Beaumont, Texas	UFA (PIT)-'25
61	Ojukwu, John	OL	6-5	309	1/9/99	2	Boise State	Boise, Idaho	FA-'23
72	Udoh, Olisaemeka	OL	6-6	320	2/14/97	7	Elon	Fayetteville, N.C.	UFA (NO)-'25

LONG SNAPPER (1)

46	Cox, Morgan	LS	6-4	233	4/26/86	16	Tennessee	Collierville, Tenn.	UFA (BAL)-'21
----	-------------	----	-----	-----	---------	----	-----------	---------------------	---------------

PLACEKICKERS (1)

6	Slye, Joey	K	5-11	213	4/10/96	7	Virginia Tech	North Stafford, Va.	UFA (NE)-'25
---	------------	---	------	-----	---------	---	---------------	---------------------	--------------



TITANS POSITIONAL ROSTER - DEFENSE

DEFENSIVE LINEMEN (11)

95	Blidi, Philip	DT	6-3	284	5/12/02	R	Auburn	Trenton, N.J.	FA-'25
91	Coburn, Keondre	DL	6-2	332	5/23/00	3	Texas	Houston, Texas	FA-'23
94	Horne, Timmy	DT	6-4	323	10/25/97	4	Kansas State	Wadesboro, N.C.	FA-'25
72	Horsley, Cam	DT	6-3	312	2/6/02	R	Boston College	Cinnaminson, N.J.	FA-'25
69	Joseph-Day, Sebastian	DE	6-4	310	3/21/95	7	Rutgers	Stroudsburg, Pa.	UFA (SF)-'24
97	Lynch, James	DL	6-4	295	1/20/99	6	Baylor	Round Rock, Texas	FA-'24
68	O'Malley, Devonte	DT	6-3	284	6/28/02	R	Northern Illinois	Midlothian, Ill.	FA-'25
76	Raikes, Isaiah	NT	6-1	310	5/15/01	R	Auburn	Woodbury, N.J.	FA-'25
98	Simmons, Jeffery	DT	6-4	305	7/28/97	7	Mississippi State	Macon, Miss.	D1-'19
93	Sweat, T'Vondre	NT	6-4	366	7/11/01	2	Texas	Huntsville, Texas	D2-'24
96	Watkins, Carlos	DL	6-3	305	12/5/93	9	Clemson	Mooreboro, N.C.	FA-'25

LINEBACKERS (15)

50	Barton, Cody	LB	6-2	237	11/13/96	7	Utah	Cottonwood Heights, Utah	UFA (DEN)-'25
58	Burney, Amari	LB	6-2	228	6/19/00	3	Florida	St. Petersburg, Fla.	W (LV)-'25
56	Evans, Desmond	OLB	6-6	252	8/26/02	R	North Carolina	Sanford, N.C.	FA-'25
99	Gaye, Ali	OLB	6-6	265	11/29/97	2	Louisiana State	Lynnwood, Wash.	W (HOU)-'24
48	Gbenda, David	LB	6-0	236	12/12/00	R	Texas	Katy, Texas	FA-'25
51	Gray, Cedric	LB	6-2	234	10/30/02	2	North Carolina	Charlotte, N.C.	D4-'24
92	Harrell, Jaylen	OLB	6-4	247	5/1/02	2	Michigan	Tampa, Fla.	D7b-'24
57	Jacobs, Curtis	LB	6-1	241	2/18/02	2	Penn State	Glen Burnie, Md.	W (NE)-'25
45	Jones, Dre'Mont	OLB	6-3	281	1/5/97	7	Ohio State	Cleveland, Ohio	FA-'25
49	Key, Arden	OLB	6-5	240	5/3/96	8	Louisiana State	Atlanta, Ga.	UFA (JAX)-'23
90	Leo, Titus	OLB	6-3	250	8/26/99	2	Wagner	Sheepshead Bay, N.Y.	W (NE)-'25
7	Oladejo, Oluwafemi	OLB	6-3	259	9/20/03	R	UCLA	Sacramento, Calif.	D2-'25
59	Orji, Anfernee	LB	6-2	230	10/6/00	2	Vanderbilt	Rockwell, Texas	W (NO)-'25
41	Reese IV, Otis	LB	6-3	214	7/2/98	3	Mississippi	Leesburg, Ga.	FA-'23
52	Williams Sr., James	LB	6-4	232	2/15/03	2	Miami (Fla.)	Fort Lauderdale, Fla.	D7a-'24

CORNERBACKS (11)

39	Baker Jr., Darrell	CB	6-1	190	3/27/98	3	Georgia Southern	Hephzibah, Ga.	W (IND)-'24
29	Brownlee Jr., Jarvis	CB	5-10	194	7/13/01	2	Louisville	Miami Gardens, Fla.	D5-'24
28	Harris, Jermari	CB	6-1	191	9/19/00	R	Iowa	Chicago, Ill.	FA-'25
26	Harris, Marcus	CB	5-11	188	3/6/01	R	California	Portland, Ore.	D6a-'25
32	Jeady-Lally, Gabe	CB	6-1	189	2/16/01	2	Tennessee	Austin, Texas	FA-'24
35	Kimber, Jalen	CB	6-0	190	2/13/01	R	Penn State	Merrillville, Ind.	FA-'25
36	Lewis, Clarence	CB	5-11	200	12/8/00	R	Syracuse	Edison, N.J.	FA-'25
21	McCreary, Roger	CB	5-11	190	2/10/00	4	Auburn	Mobile, Ala.	D2-'22
31	Oruwariye, Amani	CB	6-2	205	2/9/96	6	Penn State	St. Petersburg, Fla.	FA-'25
40	Ross, Davion	CB	5-10	177	2/5/01	R	Memphis	Warner Robins, Ga.	FA-'25
38	Sneed, L'Jarius	CB	6-1	192	1/21/97	6	Louisiana Tech	Minden, La.	T (KC)-'24

SAFETIES (7)

33	Brooks, Kendall	DB	6-0	206	3/3/00	1	Michigan State	Swansea, S.C.	FA-'24
44	Brown, Mike	S	6-1	218	4/7/99	3	Miami (Ohio)	Grand Rapids, Mich.	FA-'22
37	Hooker, Amani	S	5-11	210	6/14/98	7	Iowa	Minneapolis, Minn.	D4-'19
30	Perry, Mark	S	6-0	215	5/30/01	1	Texas Christian	Rancho Cucamonga, Calif.	W (NE)-'25
23	Winston Jr., Kevin	S	6-2	213	12/2/03	R	Penn State	Columbia, Md.	D3-'25
24	Wood, Julius	DB	6-1	193	5/2/01	2	East Carolina	Columbus, Ohio	W (DAL)-'24
25	Woods, Xavier	S	5-11	200	7/26/95	9	Louisiana Tech	West Monroe, La.	UFA (CAR)-'25

PUNTERS (1)

3	Hekker, Johnny	P	6-5	225	2/8/90	14	Oregon State	Bothell, Wash.	UFA (CAR)-'25
---	----------------	---	-----	-----	--------	----	--------------	----------------	---------------

As of July 23, 2025



HOW THE TITANS WERE BUILT

YEAR	DRAFTEES (26)	FREE AGENTS (55)	TRADES/WAIVERS (10)
2025	QB Cameron Ward (1) OLB Oluwafemi Oladejo (2) S Kevin Winston Jr. (3) WR Chimere Dike (4a) TE Gunnar Helm (4b) WR Elic Ayomanor (4c) G Jackson Slater (5) CB Marcus Harris (6a) RB Kalel Mullings (6b)	LB Cody Barton (UFA-DEN) OL Blake Hance (UFA-JAX) P Johnny Hekker (UFA-CAR) T Dan Moore Jr. (UFA-PIT) G Kevin Zeitler (UFA-DET) QB Brandon Allen (UFA-SF) WR Van Jefferson (UFA-PIT) OLB Dre'Mont Jones (FA) S Xavier Woods (UFA-CAR) K Joey Slye (UFA-NE) QB Tim Boyle (UFA-NYG) WR James Proche II (UFA-CLE) OL Brenden Jaimes (UFA-LAC) OL Sam Mustipher (UFA-LAC) OL Olisaemeka Udoh (UFA-NO) WR Tyler Lockett (FA) DT Philip Bliidi (FA) T Brandon Crenshaw-Dickson (FA) OLB Desmond Evans (FA) LB David Gbenda (FA) CB Jermari Harris (FA) DT Cam Horsley (FA) CB Jalen Kimber (FA) CB Clarence Lewis (FA) DT Devonte O'Malley (FA) NT Isaiah Raikes (FA) WR Xavier Restrepo (FA) CB Davion Ross (FA) TE Drake Dabney (FA) WR TJ Sheffield (FA) CB Amani Oruwariye (FA) DL Carlos Watkins (FA) RB Jordan Mims (FA) DT Timmy Horne (FA) RB Jermar Jefferson (FA)	LB Curtis Jacobs (W-NE) OLB Titus Leo (W-NE) S Mark Perry (W-NE) LB Amari Burney (W-LV) LB Anfernee Orji (W-NO)
2024	T JC Latham (1) NT T'Vondre Sweat (2) LB Cedric Gray (4) CB Jarvis Brownlee Jr. (5) WR Jha'Quan Jackson (6) LB James Williams (7a) OLB Jaylen Harrell (7b)	C Lloyd Cushenberry III (UFA-DEN) RB Tony Pollard (UFA-DAL) WR Calvin Ridley (UFA-JAX) DE Sebastian Joseph-Day (UFA-SF) CB Gabe Jeudy-Lally (FA) TE David Martin-Robinson (FA) WR Bryce Oliver (FA) DL James Lynch (FA) DB Kendell Brooks (FA) OL Chandler Brewer (FA)	CB L'Jarius Sneed (T-KC) OLB Ali Gaye (W-HOU) DB Julius Wood (W-DAL) CB Darrell Baker Jr. (W-IND)
2023	OL Peter Skoronski (1) RB Tyjae Spears (3) TE Josh Whyle (5) OL Jaelyn Duncan (6) WR Colton Dowell (7)	OLB Arden Key (UFA-JAX) OL John Ojukwu (FA) LB Otis Reese IV (FA) DL Keondre Coburn (FA)	
2022	WR Treyton Burks (1) CB Roger McCreary (2) TE Chig Okonkwo (4b)	RB Julius Chestnut (FA) TE Thomas Odukoya (FA) OL Andrew Rucpich (FA) S Mike Brown (FA)	
2021		LS Morgan Cox (UFA-BAL) WR Mason Kinsey (FA)	C/G Corey Levin (W-NYJ)
2020			
2019	DT Jeffery Simmons (1) S Amani Hooker (4)		

As of July 23, 2025



BRANDON ALLEN

QUARTERBACK • 6'2" • 209 LBS

COLLEGE: ARKANSAS • ACQUIRED: UNRESTRICTED FREE AGENT (SF) - 2025

NFL EXPERIENCE (NFL/TITANS): 9/1 • HOMETOWN: FAYETTEVILLE, ARK.

GAMES PLAYED/GAMES STARTED: 18/10 (PLAYOFFS: 0/0)



PRO: The Titans signed Brandon Allen as a free agent during the 2025 offseason to bring experience to the quarterback room. The 6-foot-2-inch quarterback has appeared in 18 games with 10 starts in his NFL career. He spent the last two seasons with the San Francisco 49ers where he saw action in three games with one start. Allen's most extensive action came in 2020 when he started five games for the Cincinnati Bengals. The Fayetteville, Ark., native has completed 166 of 293 passes for 1,810 yards and 11 touchdowns in nine seasons. Allen has also spent time with the Jacksonville Jaguars (2017-18), L.A. Rams (2017-18) and Denver Broncos (2019).

CAREER HIGHLIGHTS:

- Allen won his first career start against Cleveland on Nov. 3, 2019 by posting a passer rating of 125.6. He completed 12 of his 20 passes for 193 yards and two scores, including a 75-yard touchdown to tight end Noah Fant.
- On Dec. 27, 2020 on the road in Houston, Allen notched his second win as a starter. Allen began the game with seven consecutive completions and finished with a career-best 371 yards with two touchdowns in the 37-31 victory.

TITANS TIDBITS:

- Allen has been coached by Brian Callahan before when the Titans head coach served as the Cincinnati Bengals offensive coordinator while Allen played there from 2020-22. Allen started five games during the 2020 season after the Bengals' Joe Burrow suffered a season-ending injury. "I don't think people have enough respect for what Brandon Allen is," Callahan told Titans.com upon Allen's signing with the team. "Ultimately, Brandon has played 10 years for a reason."
- The tie between the Allen family and the University of Arkansas runs very deep. Allen's father, Bobby, spent over 20 years at the school as a position coach for the defensive line, linebackers, cornerbacks and free safeties and served as the team's defensive coordinator in 1998 and 2000. Allen's younger brother, Austin, led the SEC with 3,340 passing yards to go with 25 touchdown passes in 2016.
- In 2014, Arkansas super fan Canaan Sandy was able to score a touchdown during the Razorbacks' spring game when Allen handed him the ball and he ran for a 50-yard touchdown in front of fans. Sandy is a dedicated fan with special needs and formed a relationship with Allen among other Arkansas players and staff through his commitment to attending many of the school's athletic events.

CAREER TRANSACTIONS:

- The Fayetteville, Ark., native was selected by the Jacksonville Jaguars in the sixth round (201st overall) of the 2016 NFL Draft.
- Waived by the Jaguars on Sept. 3, 2017.
- Claimed off waivers by the L.A. Rams on Sept. 4, 2017.
- Released by the Rams on Sept. 18, 2018 and signed to the team's practice squad two days later.
- Waived by the Rams on Aug. 30, 2019.
- Claimed off waivers by the Denver Broncos on Sept. 1, 2019.
- Signed by the Cincinnati Bengals as a free agent on Aug. 1, 2020.
- Released by the Bengals on Sept. 5, 2020 and signed to the team's practice squad a day later.
- Signed by the Bengals to the active roster from the team's practice squad on Nov. 23, 2020.
- Released by the Bengals on Aug. 31, 2022.

- Signed by the Bengals on Sept. 2, 2022.
- Signed by the San Francisco 49ers as an unrestricted free agent on May 8, 2023.
- Signed by the Titans as an unrestricted free agent on March 13, 2025.

SEASON RECAPS:

2024 (3/1 - San Francisco): Played in three games with one start. Completed 17 of 30 passes for 199 yards, one touchdown and two interceptions. Was inactive for two games. Did not play as the backup quarterback in 12 games.

- At Green Bay (11/24), made his first start of the season and completed 17 of 29 passes for 199 yards with a touchdown and an interception.

2023 (0/0 - San Francisco): Was inactive for the first 16 games before being activated for the season finale against the L.A. Rams (1/7/24) when he did not play at the backup quarterback.

2022 (1/0 - Cincinnati): Saw action in one game at Carolina (11/6). Did not play as the backup quarterback in 15 games.

- Against Carolina (11/6), finished the game at quarterback, completing three passes for 22 yards.

2021 (6/1 - Cincinnati): Was active for all 17 games and appeared in six games with one start. Completed 17 of 34 passes for 149 yards and two touchdowns. Did not play as the backup quarterback in 11 games.

- At Cleveland (1/9), started his first game of the season. Completed 15 of 29 passes for 136 yards and a touchdown.

2020 (5/5 - Cincinnati): Started five games for the Bengals after Joe Burrow suffered a season-ending injury. Completed 90 of 142 passes for 925 yards and four touchdowns. Set career highs with 29 completions and 371 yards in a win at Houston on Dec. 27. Spent the first 10 weeks of the season on the team's practice squad and was inactive against the Steelers (12/21).

- Against N.Y. Giants (11/29), completed 17 of 29 passes for 136 yards, one touchdown and one interception.
- At Miami (12/6), completed 11 of 19 passes for 153 yards, one touchdown and one interception. Connected with Tyler Boyd on a 72-yard touchdown.
- Against Dallas (12/13), completed 27 of 36 passes for 217 yards and a touchdown.
- At Houston (12/27), attempted 37 passes with a career-high 29 completions for 371 yards and two touchdowns in the 37-31 victory.

2019 (3/3 - Denver): Started all three games he appeared in and completed 39 of 84 passes for 515 yards, three touchdowns and two interceptions. Did not play as the backup quarterback in 13 games.

- Against Cleveland (11/3), made his NFL debut. Completed 12 of 20 passes for 193 yards and two touchdowns. A 75-yard touchdown pass to Noah Fant established a new career-long completion.
- At Minnesota (11/17), completed 17 of 39 passes for 240 yards and one touchdown.

2018 (0/0 - L.A. Rams): Was inactive for the first two games of the season before spending the rest of the season on the Rams' practice squad.

2017 (0/0 - L.A. Rams): Was inactive for every game of



the season before being placed on injured reserve on Dec. 20.

2016 (0/0 - Jacksonville): Was inactive for every game of his rookie season.

COLLEGE:

- Appeared in 42 games with 38 starts in five seasons (2011-15) at Arkansas. Set the school record with 64 career touchdown passes, while completing 583 passes on 1,016 attempts, both of which ranked second in program history. Threw for 7,463 yards in his career on 57.4 completion percentage, the third-highest rate in school annals.
- As a senior (2015), started all 13 games for the Razorbacks and completed 224 of 344 pass attempts for 3,440 yards and 30 touchdowns. Added 54 rushes for 116 yards and a score. Made his 34th consecutive start at quarterback, the longest streak for an Arkansas quarterback since joining the Southeastern Conference in 1992. Led the SEC in passer rating (166.5), yards per attempt (9.3) and touchdowns against conference opponents (21).
- As a junior (2014), started all 13 games and completed 190 of 339 pass attempts for 2,285 yards and 20 touchdowns. Also had two rushing touchdowns. His five interceptions tied for the fewest interceptions thrown by an FBS quarterback that started every game. Earned Advocare V100 Texas Bowl MVP honors after throwing for 160 yards and two touchdowns against Texas in the season finale on Dec. 29. Named to the SEC Fall Academic Honor Roll for third consecutive year.
- As a sophomore (2013), appeared in and started 11 games. Finished his first season as a starter with 1,552 yards and 13 touchdowns on 128-of-258 pass completions. Named to the SEC Fall Academic Honor Roll.
- As a redshirt freshman (2012), appeared in five games with one start.

Completed 21 of 49 pass attempts for 186 yards and one score. Made his first start against Alabama on Sept. 15 and finished with 60 yards passing. Named to the SEC Fall Academic Honor Roll.

- As a true freshman (2011), did not appear in any games and redshirted.
- Graduated from Arkansas in 2014 with a degree in recreation and sport management.

PERSONAL:

- Attended Fayetteville (Ark.) High School where he was rated as the No. 5 pro-style quarterback in the nation by Rivals.com and the No. 3 prospect in the state of Arkansas by HawgSports.com. Threw for over 10,000 yards in three high school seasons. Coached by Daryl Patton.
- As a senior (2010), led his school to the Class 7A state title game by throwing for 3,408 yards, 38 touchdowns and not throwing an interception all season.
- Was named NWA Media's Big Six Football Player of the Year and was selected to Associated Press' Arkansas Super Team as a senior.
- As a junior (2009), threw for 3,990 yards and 41 touchdowns while leading his team to a state runner-up finish.
- Son of Bobby and Marcela Allen.
- Has three siblings, Austin, Christian and Daniela.
- Follow Allen on Instagram at @Brandonallen_10.
- Born Brandon Allen on Sept. 5, 1992 in Fayetteville, Ark.

BRANDON ALLEN'S GAME-BY-GAME

2019 Denver Broncos				PASSING											RUSHING					COMBINED RUSH + PASS	
Date	Opp	W/L	P/S	Att	Cmp	Pct	Yds	Yds/Att	TD	Int	Lg	Sk	Lst	Rating	Att	Yds	Avg	Lg	TD	Yards	Touchdowns
Sept 9	@ Oak	L	DNP																		
Sept 15	Chi	L	DNP																		
Sept 22	@ GB	L	DNP																		
Sept 29	Jax	L	DNP																		
Oct 6	@ LAC	W	DNP																		
Oct 13	Ten	W	DNP																		
Oct 17	KC	L	DNP																		
Oct 27	@ IND	W	DNP																		
Nov 3	Cle	W	S	20	12	60.0	193	9.7	2	0	75t	3	18	126.6	5	13	2.6	11	0	206	21,75
Nov 17	@ Min	L	S	39	17	43.6	240	6.2	1	1	48	2	8	61.9	3	18	6.0	11	0	258	3
Nov 24	@ Buf	L	S	25	10	40.0	82	3.3	0	1	27	4	33	32.4	2	8	4.0	7	0	90	
Dec 1	LAC	W	DNP																		
Dec 8	@ HST	W	DNP																		
Dec 15	@ KC	L	DNP																		
Dec 22	Det	W	DNP																		
Dec 29	Oak	W	DNP																		
Totals		7-9	3/3	84	39	46.4	515	6.1	3	2	75t	9	59	68.3	10	39	3.9	11	0	554	

2020 Cincinnati Bengals				PASSING											RUSHING					COMBINED RUSH + PASS	
Date	Opp	W/L	P/S	Att	Cmp	Pct	Yds	Yds/Att	TD	Int	Lg	Sk	Lst	Rating	Att	Yds	Avg	Lg	TD	Yards	Touchdowns
Sept 13	LAC	L	PS																		
Sept 17	@ Cle	L	PS																		
Sept 27	@ Phi	T	PS																		
Oct 4	Jax	W	PS																		
Oct 11	@ Bal	L	PS																		
Oct 18	@ Ind	L	PS																		
Oct 25	Cle	L	PS																		
Nov 1	Ten	W	PS																		
Nov 15	@ Pit	L	PS																		
Nov 22	@ Was	L	PS																		
Nov 29	NYG	L	S	29	17	58.6	136	4.7	1	1	18	2	21	67.6	4	7	1.8	4	0	143	1
Dec 6	@ Mia	L	S	19	11	57.9	153	5.3	1	1	72t	5	30	79.5	2	3	1.5	2	0	156	72

BRANDON ALLEN'S GAME-BY-GAME

Dec 13		Dal	L	S	36	27	75.0	217	6.0	1	0	21	0	0	99.0	4	12	3.0	4	0	229	5	
Dec 21		Pit	W	IA																			
Dec 27	@	HST	W	S	37	29	78.4	371	10.0	2	0	42	0	0	126.5	2	3	1.5	4	0	374	8, 20	
Jan 3		Bal	L	S	21	6	28.6	48	2.3	0	2	21	0	0	0.0	1	2	2.0	2	0	5		
Totals		4-11-1			5/5	142	90	63.6	925	6.5	5	4	72t	7	51	82.0	13	27	2.1	4	0	952	
2021 Cincinnati Bengals					PASSING										RUSHING					COMBINED RUSH + PASS			
Date		Opp	W/L	P/S	Att	Cmp	Pct	Yds	Yds/Att	TD	Int	Lg	Sk	Lst	Rating	Att	Yds	Avg	Lg	TD	Yards	Touchdowns	
Sept 12		Min	W	DNP																			
Sept 19	@	Chi	L	DNP																			
Sept 26	@	Pit	W	DNP																			
Sept 30		Jax	W	DNP																			
Oct 10		GB	L	DNP																			
Oct 17	@	Det	W	P	1	1	100.0	7	7.0	1	0	7t	0	0	135.4	3	-3	-1.0	-1	0	7	7	
Oct 24	@	Bal	W	P	0	0	-	0	-	0	0	-	0	0	-	0	0	-	-	0	0		
Oct 31	@	NYJ	L	DNP																			
Nov 7		Cle	L	P	2	1	50.0	6	3.0	0	0	6	0	0	-	1	0	0.0	0	0	6		
Nov 21	@	LV	W	DNP																			
Nov 28		Pit	W	P	1	0	0.0	0	0.0	0	0	-	0	0	39.6	1	-1	-1.0	-1	0	-1		
Dec 5		LAC	L	DNP																			
Dec 12		SF	L	DNP																			
Dec 19	@	Den	W	DNP																			
Dec 26		Bal	W	DNP																			
Jan 2		KC	W	P	1	0	0.0	0	0.0	0	0	-	0	0	76.2	1	0	0.0	0	0	0		
Jan 9	@	Cle	L	S	29	15	50.0	136	4.7	1	0	26	4	33	76.2	1	3	3.0	3	0	139	4	
Totals		9-7-1			6/1	34	17	50.0	149	4.4	2	0	26	4	33	81.6	7	-1	-0.1	3	0	144	
Playoffs																							
Jan 15		LV	W	DNP																			
Jan 22	@	Ten	W	DNP																			
Jan 30	@	KC	W	DNP																			
Feb 13		LAR	L	DNP																			
Totals		3-1			0/0	0	0	0.0	0	-	0	0	-	0	0	0.0	0	0	-	0	0		
2022 Cincinnati Bengals					PASSING										RUSHING					COMBINED RUSH + PASS			
Date		Opp	W/L	P/S	Att	Cmp	Pct	Yds	Yds/Att	TD	Int	Lg	Sk	Lst	Rating	Att	Yds	Avg	Lg	TD	Yards	Touchdowns	
Sept 11		Pit	L	DNP																			
Sept 18	@	Dal	L	DNP																			
Sept 25	@	NYJ	W	DNP																			
Sept 29		Mia	W	DNP																			
Oct 9	@	Bal	L	DNP																			
Oct 16	@	NO	W	DNP																			
Oct 23		Atl	W	DNP																			
Oct 31	@	Cle	L	DNP																			
Nov 6		Car	W	P	3	3	100.0	22	7.3	0	0	13	1	0	97.2	3	-1	-0.3	2	0	21		
Nov 20	@	Pit	W	DNP																			
Nov 27	@	Ten	W	DNP																			
Dec 4		KC	W	DNP																			
Dec 11		Cle	L	DNP																			
Dec 18	@	TB	W	DNP																			
Dec 24	@	NE	W	DNP																			
Jan 8		Bal	W	DNP																			
Totals		12-4			1/0	3	3	100.0	22	7.3	0	0	13	1	0	97.2	3	-1	-0.3	2	0	21	
2023 San Francisco 49ers					PASSING										RUSHING					COMBINED RUSH + PASS			
Date		Opp	W/L	P/S	Att	Cmp	Pct	Yds	Yds/Att	TD	Int	Lg	Sk	Lst	Rating	Att	Yds	Avg	Lg	TD	Yards	Touchdowns	
Sept 10	@	Pit	W	IA																			
Sept 17	@	LAR	W	IA																			
Sept 21		NYG	W	IA																			
Oct 1		Ari	W	IA																			
Oct 8		Dal	W	IA																			
Oct 15	@	Cle	L	IA																			
Oct 23	@	Min	L	IA																			
Oct 29		Cin	L	IA																			
Nov 12	@	Jax	W	IA																			
Nov 19		TB	W	IA																			
Nov 23	@	Sea	W	IA																			
Dec 3	@	Phi	W	IA																			
Dec 10		Sea	W	IA																			

BRANDON ALLEN'S GAME-BY-GAME																					
Dec 17	@	Ari	W	IA																	
Dec 25		Bal	L	IA																	
Dec 31	@	Was	W	IA																	
Jan 7		LAR	L	DNP																	
Totals			12-5	0/0	0	0	0.0	0	-	0	0	-	0	0	0.0	0	0	-	0	0	
2024 San Francisco 49ers					PASSING										RUSHING					COMBINED RUSH + PASS	
Date	Opp	W/L	P/S	Att	Cmp	Pct	Yds	Yds/Att	TD	Int	Lg	Sk	Lst	Rating	Att	Yds	Avg	Lg	TD	Yards	Touchdowns
Sept 9	NYJ	W	P	0	0	-	0	-	0	0	-	0	0	-	-1	-1	-0.1	-1	0	-1	
Sept 15	@ Min	L	DNP																		
Sept 22	@ LAR	L	DNP																		
Sept 29	NE	W	DNP																		
Oct 6	Ari	L	DNP																		
Oct 10	@ Sea	W	DNP																		
Oct 20	KC	L	DNP																		
Oct 27	Dal	W	DNP																		
Nov 10	@ TB	W	DNP																		
Nov 17	Sea	L	DNP																		
Nov 24	@ GB	L	S	29	17	58.6	199	6.9	1	1	31	2	2	76.7	2	5	2.5	6	0	204	3
Dec 1	@ Buf	L	IA																		
Dec 8	Chi	W	P	1	0	0.0	0	0.0	0	1	-	0	0	0.0	0	0	-	-	0		
Dec 12	LAR	L	DNP																		
Dec 22	@ Mia	L	DNP																		
Dec 30	Det	L	IA																		
Jan 5	@ Ari	L	DNP																		
Totals			6-11	30	17	56.7	199	6.6	1	2	31	2	2	60.3	3	4	1.3	6	0	203	

BRANDON ALLEN'S NFL STATISTICS

REGULAR SEASON			PASSING											RUSHING				
Year	Team	GP/GS	Att	Cmp	Pct	Yds	Yd/Att	TD	INT	Lg	Sk	Yds	Rat	Att	Yds	Avg	Lg	TD
2019	DEN	3/3	84	39	46.4	515	6.1	3	2	75t	9	59	68.3	10	39	3.9	11	0
2020	CIN	5/5	142	90	63.6	925	6.5	5	4	72t	7	51	82.0	13	27	2.1	4	0
2021	CIN	6/1	34	17	50.0	149	4.4	2	0	26	4	33	81.6	7	-1	-0.1	3	0
2022	CIN	1/0	3	3	100.0	22	7.3	0	0	13	1	0	97.2	3	-1	-0.3	2	0
2023	SF	0/0	0	0	-	0	-	0	0	0	0	0	-	0	0	-	0	0
2024	SF	3/1	30	17	56.7	199	6.6	1	2	31	2	2	60.3	3	4	1.3	6	0
NFL Totals		18/10	293	166	56.7	1,810	6.2	11	8	75t	23	145	76.2	36	68	1.9	11	0

Regular Season Career Record as starter: 2-8 (.200)

Single-Game Highs

- Attempts - 39 at Minnesota (11/17/19)
- Completions - 29 at Houston (12/27/20)
- Passing Yards - 371 at Houston (12/27/20)
- Touchdown Passes - 2 (Twice, last at Houston 12/27/20)
- Long Completion - 75t vs. Cleveland (11/3/19)
- Completion Percentage - 78.4 at Houston, 12/27/20
- Passer Rating - 126.5 at Houston, 12/27/20
- Rushes - 5 vs Cleveland (11/3/19)
- Rushing Yards - 18 at Minnesota (11/17/19)
- Long Rush - 11 (Twice, last at Minnesota 11/17/19)

Additional Statistics

- Misc. Tackles - 1 (2024)
- Fumble recovery - 1 (2021), 1 (2024)


5 ELIC AYOMANOR

WIDE RECEIVER • 6'2" • 206 LBS

COLLEGE: STANFORD • ACQUIRED: FOURTH ROUND - 2025

NFL EXPERIENCE: ROOKIE • HOMETOWN: MEDICINE HAT, ALBERTA, CAN.

GAMES PLAYED/GAMES STARTED: 0/0 (PLAYOFFS: 0/0)



PRO: The Titans traded up in the fourth round of the 2025 NFL Draft to select wide receiver Elic Ayomanor. The 6-foot-2-inch, 206-pounder is a fast, physical receiver that possesses a large catch radius. The Medicine Hat, Alberta, Canada, native played two seasons (2023-2024) at Stanford where he led the Cardinal in receptions and receiving yards both campaigns with totals of 125 receptions for 1,844 yards with 12 touchdowns.

TITANS TIDBITS:

- Ayomanor was born in Medicine Hat, Alberta, Canada. He lived in Kincaid, a town of less than 200 people.
- Ayomanor was a computer science major at Stanford. He interned as an analyst at Altamont Capital Partners private equity firm following his sophomore year.
- Ayomanor was forced to grow up fast in high school. After his freshman season in Canada, he moved away from home to attend boarding school in New Jersey and then Massachusetts. "It wasn't so much adversity as much a great opportunity that taught me a lot about living."
- Ayomanor's mother, Pam Weiterman, gained a reputation as an arm wrestler. She grew up on a farm, where arm wrestling was a big tradition, and she excelled at it.

CAREER TRANSACTIONS:

- The Medicine Hat, Alberta, Canada, native was selected by the Titans in the fourth round (136th overall) of the 2025 NFL Draft.

COLLEGE:

- Ayomanor played two seasons at Stanford and amassed 125 receptions for 1,844 yards with 12 touchdowns. He led the Cardinal in receptions and receiving yards in both campaigns and set the program record for receiving yards in a game (294) at Colorado as a redshirt freshman in 2023.

AS A SOPHOMORE (2024), started all 12 games and was named second team All-ACC from the coaches after leading all Stanford receivers with 63 receptions for 831 yards. Recorded six receiving touchdowns, tied for the most by a Cardinal wideout. Was the Cardinal's leading receiver in seven of the 12 games. Finished seventh in the ACC in receptions (63) and tied for ninth in receiving touchdowns (6), while ranking third in pass-blocking (72.7, per Pro Football Focus). Named the team's Tommy Vardell Award winner, awarded to an academic junior or senior player who best epitomizes excellence in both academics and athletics and Stanford's Deswarte-Eller Award winner, awarded to the team's most outstanding sophomore player.

- Against Texas Christian (8/30), tallied seven receptions for 102 yards.
- At Syracuse (9/20), posted seven catches for 87 yards with a 17-yard touchdown grab in the opening quarter.
- Against Wake Forest (10/26), led the team with 11 catches and 96 receiving yards.
- At North Carolina State (11/2), registered team-highs with four catches and 108 receiving yards, including a 14-yard touchdown grab in the final stanza.
- Against Louisville (11/16), hauled in a 13-yard touchdown grab in the upset victory.
- At San Jose State (11/29), led the team with 10 receptions and 109 receiving yards.

AS A REDSHIRT FRESHMAN (2023), appeared in all 12 games, making starts at wide receiver in the final 11 games. Paced the Stanford offense

with 62 receptions for 1,013 yards and six touchdowns. Named the team's Irving S. Zeimer Award recipient, given to the team's offensive most valuable player. Ranked seventh in the Pac-12 in receiving yards and yards per catch (16.3), while ranking fifth in yards per game (84.4). Posted the seventh most receiving yards (806) in the NCAA from Oct. 11 through the end of the season. First Cardinal to reach 1,000 receiving yards in a season since J.J. Arcega-Whiteside in 2018.

- Against Sacramento State (9/16), scored the first touchdown of his collegiate career on a 51-yard grab.
- At Colorado (10/13), amassed career-highs with 13 catches for 294 yards and three receiving scores. Set the Stanford program record for receiving yards in a game (294), besting the mark from Troy Walters in 1999 in the double overtime victory at Colorado. Posted the second most single-game receiving yards in Pac-12 history (Marquise Lee, USC, 2012, 345). His 13 receptions are tied for the second-most in Stanford history, trailing only Simi Fehoko (16) at UCLA in 2020. Became the first player in the Pac-12 with multiple touchdown receptions of 60-plus yards since Washington's John Ross III in 2016.
- Against Washington (10/28), notched nine receptions for 146 yards with a 39-yard touchdown catch.
- At Oregon State (11/11), recorded three grabs for 122 yards, including a 75-yard touchdown reception late in the third quarter.

AS A FRESHMAN (2022), did not appear in any games at Stanford and retained the ability to redshirt.

- Majored in computer science at Stanford.

PERSONAL:

- Attended Deerfield (Mass.) Academy for two years after one year at The Peddie School (Hightstown, N.J.). His hometown is Medicine Hat, Alberta, Canada and spent one year of high school in Canada.
- Was a top-10 recruit in Massachusetts, ranked No. 4 by 247Sports and On3, No. 5 by ESPN and PrepStar, and No. 9 by Rivals.
- As a senior, helped lead Deerfield Academy to a MPAL title, while winning the NEPSAC Class A Bowl.
- Was a member of the 2018 Canada West National Champions on Team Alberta.
- Also lettered in track and field and was ranked No. 8 nationally in U18 Canada in the 200m in 2019.
- Follow Ayomanor on X and Instagram at @elicayomanor.
- Son of Pamela Weiterman. Has an older sister, Jill.
- Born Elic Cordell Ayomanor on June 3, 2003 in Medicine Hat, Alberta, Canada.



ELIC AYOMANOR'S COLLEGE STATISTICS

REGULAR SEASON

Year	Team	RECEIVING							RUSHING				
		GP	GS	No	Yds	Avg	Lg	TD	Att	Yds	Avg	Lg	TD
2023	Stanford	12	11	62	1,013	16.3	97t	6	0	0	-	0	0
2024	Stanford	12	12	63	831	13.2	60	6	0	0	-	0	0
Totals		24	23	125	1,844	14.8	97t	12	0	0	-	0	0

Single-Game Highs

Receptions - 13 at Colorado (10/13/23)

Receiving Yards - 294 at Colorado (10/13/23)

Long Reception - 97t at Colorado (10/13/23)

Receiving Touchdowns - 3 at Colorado (10/13/23)

39 DARRELL BAKER JR.

CORNERBACK • 6'1" • 190 LBS

COLLEGE: GEORGIA SOUTHERN • ACQUIRED: WAIVERS (IND) - 2024

NFL EXPERIENCE (NFL/TITANS): 3/1 • HOMETOWN: HEPHZIBAH, GA.

GAMES PLAYED/GAMES STARTED: 34/15 (PLAYOFFS: 0/0)



PRO: The Titans acquired Darrell Baker Jr. off waivers from the Indianapolis Colts before the start of the 2024 regular season to add depth and experience to the secondary. The Georgia Southern product originally entered the NFL as an undrafted free agent with the Arizona Cardinals in 2022 before being released following training camp. The 6-foot-1-inch, 190-pound cornerback spent the majority his rookie campaign on the Colts' practice squad while appearing in three contests. In his first season with the Titans, Baker appeared in 17 games with nine starts at cornerback, both career-highs.

TITANS TIDBITS:

- Baker's parents, Darrell Baker Sr. and Johnetta Dixon, are both retired Army veterans. They served as honorary 12th Titans during the team's Salute to Service initiatives in 2024.
- Despite growing up and playing high school football in Hephzibah, Ga., Baker was born in Panama City, Panama.

CAREER TRANSACTIONS:

- The Hephzibah, Ga., native was originally signed by the Arizona Cardinals as a rookie free agent on May 13, 2022.
- Waived by the Cardinals on Aug. 29, 2022.
- Signed by the Indianapolis Colts to their practice squad on Sept. 13, 2022.
- Signed by the Colts to their active roster from the practice squad on Dec. 16, 2022.
- Activated from the practice squad to the active roster standard elevation on Dec. 16, 2022.
- Waived by the Colts on Aug. 28, 2024.
- Claimed off waivers by the Titans on Aug. 29, 2024.

SEASON RECAPS:

2024 (17/9 - Tennessee): Saw action in a career-high 17 games with nine starts at cornerback in his first season with the Titans. Posted a career-best 36 tackles, including a stop for loss and five passes defended. Registered a career-high four special teams tackles. Led or tied for the team lead in passes defended three times in 2024 (at DET, at LAC, vs. MIN). Tied for the team lead in special teams tackles once in 2024 (vs. NYJ).

- At Chicago (9/8), made his Titans debut as a reserve on special teams and collected a tackle on coverage units.
- Against N.Y. Jets (9/15), tied for the team lead with a career-best two special teams tackles.
- At Miami (9/30), played as a reserve at cornerback and totaled three tackles. Stopped Jaylen Waddle for no gain on a short pass in the fourth quarter.
- Against Indianapolis (10/13), registered a special teams tackle on coverage units.
- At Buffalo (10/20), started at cornerback and recorded five tackles with a pass defended. Ended a Bills' drive by breaking up a third-and-six pass intended for Mack Hollins late in the first quarter. Teamed with Harold Landry III to stop Ray Davis for no gain on a rush off right guard in the third quarter.
- At Detroit (10/27), started at cornerback and amassed a tackle with a pass defended. Broke up a pass intended for Tim Patrick late in the third quarter.
- Against New England (11/3), started at cornerback and totaled four tackles, including a stop for loss. Stuffed DeMario Douglas for a three-yard loss on a short pass in the fourth quarter.
- At L.A. Chargers (11/10), started at cornerback and posted a tackle with

a pass defended. Broke up a deep pass intended for Joshua Palmer late in the first half.

- Against Minnesota (11/17), started at cornerback and tallied five tackles with a team-best two passes defended.
- Against Cincinnati (12/15), saw significant action as a reserve at cornerback and amassed five tackles. Combined with T'Vondre Sweat to stuff Chase Brown for no gain on a rush up the middle in the final stanza.

2023 (14/6 - Indianapolis): Played in 14 games with six starts and registered 34 tackles and seven passes defended as well as one special teams stop. Was inactive for three contests.

- At Carolina (11/5), totaled a then career-high six tackles and a pass defended.
- At Tennessee (12/3), recorded four tackles and set a career-high with two passes defended.
- At Cincinnati (12/10), collected a career-high seven tackles to go along with a pass defended.

2022 (3/0 - Indianapolis): Saw action as a reserve in three games during his rookie campaign and tallied a fumble recovery. Spent 13 weeks as a member of the Colts' practice squad. Wasn't with a team for the first week of the season after being released by the Arizona Cardinals following training camp.

- Against Houston (1/7), made his NFL debut and recovered a fumble by Keke Coutee and returned it seven yards in the fourth quarter.

COLLEGE:

- During five playing seasons at Georgia Southern, Baker saw action in 53 games with 23 starts and tallied 111 tackles, 4.5 tackles for loss, 17 passes defended, three interceptions and two forced fumbles.
- As a graduate (2021), appeared in nine games with eight starts and registered 32 tackles, two tackles for loss, eight passes defended and a forced fumble.
- As a senior (2020), was named third team All-Sun Belt Conference after starting all 12 games and recording 31 tackles, 1.5 tackles for loss, seven passes defended and an interception.
- As a junior (2019), saw action in 12 games with three starts and tallied 23 tackles and two passes defended.
- As a sophomore (2018), appeared in eight games and compiled six tackles with an interception.
- As a redshirt freshman (2017), saw action in all 12 games and tallied 18 tackles, an interception and a forced fumble. Made the Georgia Southern Honor Roll in the spring of 2018.
- As a true freshman (2016), redshirted. Made the Dean's List in the fall and was named to the Sun Belt Conference's Academic Honor Roll for maintaining a 3.0-3.49 GPA for the year.
- Graduated with a degree in interdisciplinary studies from Georgia Southern.

PERSONAL:

- Attended Hephzibah (Ga.) High School and played four years for Coach William Wardell Harrell.
- Also competed in track and field and was a state champion in 2016 in the long jump.
- Follow Baker on X at @12_darrell and on Instagram at @dj.darrell.
- Born Darrell Megail Baker Jr. on March 27, 1998 in Panama City, Panama.



DARRELL BAKER JR.'S GAME-BY-GAME

2022 Indianapolis Colts

Date	Opp	W/L	P/S	Tot	Solo	Asst	Sk	- Yds	QBP	TFL	Int	- Yds	-TD	PD	FF	FR	- Yds	SpT
Dec 17	@ Min	L	p	0	0	0	0.0	0.0	0	0	0	0	0	0	0	0	0	0
Jan 1	@ NYG	L	p	0	0	0	0.0	0.0	0	0	0	0	0	0	0	0	0	0
Jan 7	HST	L	p	0	0	0	0.0	0.0	0	0	0	0	0	0	0	1	7	0
Totals			0-3	3/0	0	0	0	0.0	0.0	0	0	0	0	0	0	1	7	0

2023 Indianapolis Colts

Date	Opp	W/L	P/S	Tot	Solo	Asst	Sk	- Yds	QBP	TFL	Int	- Yds	-TD	PD	FF	FR	- Yds	SpT
Sept 10	Jax	L	S	4	3	1	0.0	0.0	0	0	0	0	0	0	0	0	0	0
Sept 17	@ HST	W	p	3	3	0	0.0	0.0	0	0	0	0	0	1	0	0	0	0
Sept 24	@ Bal	W	IA															
Oct 1	LAR	L	IA															
Oct 8	Ten	W	p	0	0	0	0.0	0.0	0	0	0	0	0	0	0	0	0	0
Oct 15	@ Jax	L	p	0	0	0	0.0	0.0	0	0	0	0	0	0	0	0	0	0
Oct 22	Cle	L	p	3	3	0	0.0	0.0	0	0	0	0	0	1	0	0	0	0
Oct 29	NO	L	p	0	0	0	0.0	0.0	0	0	0	0	0	0	0	0	0	0
Nov 5	@ Car	W	S	6	4	2	0.0	0.0	0	0	0	0	0	1	0	0	0	0
Nov 12	@ NE	W	S	4	3	1	0.0	0.0	0	0	0	0	0	0	0	0	0	0
Nov 26	TB	W	S	3	2	1	0.0	0.0	0	0	0	0	0	0	0	0	0	0
Dec 3	@ Ten	W	S	4	3	1	0.0	0.0	0	0	0	0	0	2	0	0	0	1
Dec 10	@ Cin	L	S	7	6	1	0.0	0.0	0	0	0	0	0	1	0	0	0	0
Dec 16	Pit	W	p	0	0	0	0.0	0.0	0	0	0	0	0	0	0	0	0	0
Dec 24	@ Atl	L	IA															
Dec 31	LV	W	p	0	0	0	0.0	0.0	0	0	0	0	0	0	0	0	0	0
Jan 6	HST	L	p	0	0	0	0.0	0.0	0	0	0	0	0	1	0	0	0	0
Totals			9-8	14/6	34	27	7	0.0	0.0	0	0	0	0	7	0	0	0	1

2024 Tennessee Titans

Date	Opp	W/L	P/S	Tot	Solo	Asst	Sk	- Yds	QBP	TFL	Int	- Yds	-TD	PD	FF	FR	- Yds	SpT
Sept 8	@ Chi	L	p	0	0	0	0.0	0.0	0	0	0	0	0	0	0	0	0	1
Sept 15	NYJ	L	p	0	0	0	0.0	0.0	0	0	0	0	0	0	0	0	0	2
Sept 22	GB	L	p	0	0	0	0.0	0.0	0	0	0	0	0	0	0	0	0	0
Sept 30	@ Mia	W	p	3	2	1	0.0	0.0	0	0	0	0	0	0	0	0	0	0
Oct 13	Ind	L	p	0	0	0	0.0	0.0	0	0	0	0	0	0	0	0	0	1
Oct 20	@ Buf	L	S	5	5	0	0.0	0.0	0	0	0	0	0	1	0	0	0	0
Oct 27	@ Det	L	S	1	1	0	0.0	0.0	0	0	0	0	0	1	0	0	0	0
Nov 3	NE	W	S	4	4	0	0.0	0.0	0	1	0	0	0	0	0	0	0	0
Nov 10	@ LAC	L	S	1	0	1	0.0	0.0	0	0	0	0	0	1	0	0	0	0
Nov 17	Min	L	S	5	4	1	0.0	0.0	0	0	0	0	0	2	0	0	0	0
Nov 24	@ HST	W	S	3	3	0	0.0	0.0	0	0	0	0	0	0	0	0	0	0
Dec 1	@ Was	L	S	5	2	3	0.0	0.0	0	0	0	0	0	0	0	0	0	0
Dec 8	Jax	L	S	3	3	0	0.0	0.0	0	0	0	0	0	0	0	0	0	0
Dec 15	Cin	L	p	5	3	2	0.0	0.0	0	0	0	0	0	0	0	0	0	0
Dec 22	@ Ind	L	p	0	0	0	0.0	0.0	0	0	0	0	0	0	0	0	0	0
Dec 29	@ Jax	L	S	0	0	0	0.0	0.0	0	0	0	0	0	0	0	0	0	0
Jan 5	HST	L	p	1	1	0	0.0	0.0	0	0	0	0	0	0	0	0	0	0
Totals			3-14	17/9	36	28	8	0.0	0.0	0	1	0	0	0	5	0	0	4

DARRELL BAKER JR.'S NFL STATISTICS

REGULAR SEASON

Year	Team	GP GS		TACKLES							INTERCEPTIONS					FUMBLES			
				Tot	Solo	Asst	Sk	Yds	QBP	TFL	No	Yds	Lg	TD	PD	FF	FR	Yds	SpT
2022	Indianapolis	3	0	0	0	0	0.0	0.0	0	0	0	0	0	0	0	0	1	7	0
2023	Indianapolis	14	6	34	27	7	0.0	0.0	0	0	0	0	0	7		0	0	0	1
2024	Tennessee	17	9	36	28	8	0.0	0.0	0	1	0	0	0	5		0	0	0	4
NFL Totals		34	15	70	55	15	0.0	0.0	0	1	0	0	0	12		0	1	7	5

Single-Game Highs

Tackles - 7 at Cincinnati (12/10/23)

Passes Defensed - 2 (Twice, last vs. Minnesota 11/17/24)

Fumble Recoveries - 1 vs. Houston (1/8/23)

Special Teams Tackles - 2 vs. N.Y. Jets (9/15/24)




50 CODY BARTON

LINEBACKER • 6'2" • 237 LBS

COLLEGE: UTAH • ACQUIRED: UNRESTRICTED FREE AGENT (DEN) - 2025

NFL EXPERIENCE (NFL/TITANS): 7/1 • HOMETOWN: COTTONWOOD HEIGHTS, UTAH

GAMES PLAYED/GAMES STARTED: 95/43 (PLAYOFFS: 5/4)



PRO: The Titans signed Cody Barton during the 2025 offseason to upgrade the inside linebacker position and add to the veteran leadership on defense. The 6-foot-2-inch, 237-pounder played in 95 games with 43 starts and was selected in the third round of the 2019 NFL Draft by the Seattle Seahawks. Prior to his arrival in Tennessee, the University of Utah product recorded 419 tackles, 10 tackles for loss, 3.5 sacks, five interceptions, three forced fumbles and three fumble recoveries in six pro seasons.

CAREER HIGHLIGHTS:

- In Week 7 of 2024, at New Orleans on Thursday Night Football, Barton earned AFC Defensive Player of the Week honors after an eight-tackle performance that included a sack, a forced fumble and a fumble recovery for a touchdown. Barton notched his first NFL score by returning a strip sack 52 yards for a touchdown in the fourth quarter of a 33-10 primetime victory.
- While with the Commanders in 2020, Barton's 16 tackles on special teams ranked first in the NFC and second in the NFL.

TITANS TIDBITS:

- Barton comes from a family of University of Utah athletes. His mother, Mikki, played basketball and volleyball for the school and is a member of the Utes Hall of Fame. His father, Paul, was also a two-sport Utah athlete, playing football and baseball. Barton was college teammates with his older brother, Jackson, who played offensive line from 2015-18. His sister Dani played Utah volleyball as well. The youngest Barton, Lander, is currently playing linebacker at Utah.
- The Barton family also owns an 80-acre ranch in Duchesne, Utah, about 90 miles southeast of Park City where Cody and his siblings grew up. At the Barton ranch, the family tends cows, horses and other animals. Cody returns to the ranch in his time away from football and enjoys horseback riding, fishing and hunting in his native Utah.

CAREER TRANSACTIONS:

- The Cottonwood Heights, Utah, native was selected by the Seattle Seahawks in the third round (88th overall) of the 2019 NFL Draft.
- Signed by the Washington Commanders as an unrestricted free agent on March 13, 2023.
- Signed by the Denver Broncos as an unrestricted free agent on March 18, 2024.
- Signed by the Titans as an unrestricted free agent on March 13, 2025.

SEASON RECAPS:

2024 (17/14, 1/1 – Denver): Played in 17 games with 14 starts at linebacker for the Broncos. Recorded 104 tackles, two tackles for loss, 1.5 sacks, five passes defended, two interceptions, one forced fumble and one fumble recovery. Started the team's playoff contest, collecting eight tackles.

- At New Orleans (10/17), recorded eight tackles to go with one sack, a forced fumble and a fumble recovery for a touchdown. Blitzed off the edge in the first quarter to cause a strip sack on Spencer Rattler, which was recovered by the Broncos. In the final stanza, he recovered another sack fumble and returned it 52 yards for the first defensive touchdown of his career. Barton was named AFC Defensive Player of the Week for his efforts.
- Against Atlanta (11/17), recorded his first interception of the season, nabbing a Kirk Cousins pass over the middle and returning it 15 yards.

Added four tackles in the win.

- Against Cleveland (12/2), picked off a Jameis Winston pass late in the game, returning it 56 yards to secure the victory. Added eight tackles.
- At Buffalo (1/12), recorded eight tackles in the Wild Card loss.

2023 (13/13 – Washington): Started 13 games at linebacker and totaled 121 tackles, one interception, one pass defended and one fumble recovery. Was placed on injured reserve before Week 8 and missed four games. Registered double-digit tackles in four consecutive games (vs. MIA, at LAR, at NYJ, vs SF).

- At Denver (9/17), recorded 10 tackles and a fumble recovery. Recovered a Russell Wilson fumble caused by a Jamin Davis sack.
- At Atlanta (10/15), recorded a career-high 15 tackles with a stop for loss, combining with James Smith-Williams to corral Bijan Robinson on third-and-one.
- At N.Y. Jets (12/24), recorded 10 tackles with an interception, picking off a Sam Darnold pass at Washington's six yard-line and returning it 52 yards into Jets' territory.

2022 (17/11, 1/1 – Seattle): Played in all 17 games with 11 starts at linebacker for the Seahawks. Set a career-best with 133 tackles, four tackles for loss, two sacks, two interceptions and six passes defended. Started in the team's playoff game, marking a playoff career-high with nine tackles.

- Against Denver (9/12), racked up 10 tackles, two stops for loss and a sack, dropping Russell Wilson for an eight-yard loss. Brought down Javonte Williams for a four-yard loss in the fourth quarter.
- Against N.Y. Giants (10/30), sacked Daniel Jones on a bootleg scramble for no gain.
- At Tampa Bay (11/13), recorded his first career interception, nabbing a Tom Brady pass over the middle, to go with nine tackles.
- Against Las Vegas (11/27), collected 12 tackles, one stop for loss and a pass defended. In the first quarter, broke up a Derek Carr pass intended for Foster Moreau over the middle which ricocheted into Quandre Diggs' arms for a Seattle interception. In the fourth quarter of a tie game, brought down Josh Jacobs for a loss of one on fourth-and-one.
- At L.A. Rams (12/4), recorded seven tackles and a game-sealing interception of a John Wolford pass in the final moments of the Seahawks' victory.
- Against Carolina (12/11), matched a then-personal best with 14 tackles.
- At San Francisco (1/14), started in the Wild Card round and notched nine tackles to mark a postseason career-best. Also broke up a Brock Purdy pass intended for Jauan Jennings in the first quarter and brought Elijah Mitchell down for a loss in the final frame.

2021 (16/1 – Seattle): Played in 16 games with one start at linebacker. Was inactive for a contest. Recorded 25 tackles, one tackle for loss and a pass defended. Also ranked second on the team with 12 special teams tackles.

- At Arizona (1/9), made his first start of the season, recording 11 tackles.

2020 (16/2, 1/0 – Seattle): Played in 16 games with two starts at linebacker. Finished the year with 19 tackles and two forced fumbles. Racked up a team-high 16 special teams tackles, which also established a personal best. Played in the team's postseason game, notching a tackle on special teams.

- Against Minnesota (10/11), started at linebacker and recorded 14 tackles, marking a career-high.



2019 (16/2, 2/2 – Seattle): Played in 16 games as a rookie with two starts at linebacker. Finished the year with 17 tackles, a forced fumble and a pass defended. Also started the team's two playoff matchups, recording eight tackles and a sack.

- Against New Orleans (9/22), recovered a muffed punt by the Saints while in punt coverage, giving Seattle possession in New Orleans' territory in the third quarter.
- At L.A. Rams (12/8), recorded four tackles and broke up a Jared Goff pass intended for Robert Woods in his first NFL start.
- At Philadelphia (1/5), started in the Seahawks' Wild Card round win, registering five tackles, two passes defended and a sack in his first career postseason appearance. Broke up a pass intended for Miles Sanders in the first quarter to force a third-and-long and brought Josh McCown down in the second quarter for his first career sack.
- At Green Bay (1/12), started the team's Divisional Round playoff game, making three tackles.

COLLEGE:

- Played four seasons at Utah (2015-18), where he was an honorable mention All-Pac 12 linebacker as a senior. Played in 50 games with 23 starts for the Utes, recording 234 tackles, 23.5 tackles for loss, nine sacks, 11 passes defended, one interception, one forced fumble and three fumble recoveries.
- As a senior (2018), started all 14 games at middle linebacker and served as a team captain. Led the team with 116 tackles, 10.5 tackles for loss, six pass breakups, four sacks, an interception and a forced fumble.
- As a junior (2017), played in all 13 games with four starts at linebacker.

Recorded 45 tackles, 4.5 tackles for loss, four sacks, three fumble recoveries and one pass defended.

- As a sophomore (2016), played in 11 games with five starts at rover. Ranked second on the team with 66 tackles. Also racked up 6.5 tackles for loss, three passes breakups and a sack. Collected 20 tackles against Oregon (11/19), the most by a Ute since 1991.
- As a freshman (2015), played in 12 games as a freshman, primarily on special teams. Notched seven tackles in his first year.
- Graduated from Utah with a bachelor's degree in economics.

PERSONAL:

- Attended Brighton (Utah) High School where he played defensive back. Was a Salt Lake Tribune and Deseret News first-team all-state honoree as a senior. Rated a three-star recruit by Rivals.com and Scout.com.
- Racked up 72 tackles and three interceptions on defense and 27 receptions for 334 yards and two touchdowns at tight end as a senior.
- Son of Paul Barton and Mikki Kane-Barton.
- Has three siblings, brothers Jackson and Lander and sister Dani.
- Born Cody Likeke Barton on Nov. 13, 1996 in Salt Lake City, Utah.

CODY BARTON'S GAME-BY-GAME

2019 Seattle Seahawks

Date	Opp	W/L	P/S	Tot	Solo	Asst	Sk	- Yds	QBP	TFL	Int -	Yds	-TD	PD	FF	FR -	Yds	SpT
Sept 8	Cin	W	p	0	0	0	0.0	0.0	0	0	0	0	0	0	0	0	0	0
Sept 15	@ Pit	W	p	0	0	0	0.0	0.0	0	0	0	0	0	0	0	0	0	0
Sept 22	NO	L	p	0	0	0	0.0	0.0	0	0	0	0	0	0	0	1	0	0
Sept 29	@ Ari	W	p	0	0	0	0.0	0.0	0	0	0	0	0	0	0	0	0	0
Oct 3	LAR	W	p	0	0	0	0.0	0.0	0	0	0	0	0	0	0	0	0	1
Oct 13	@ Cle	W	p	0	0	0	0.0	0.0	0	0	0	0	0	0	0	0	0	0
Oct 20	Bal	L	p	0	0	0	0.0	0.0	0	0	0	0	0	0	0	0	0	1
Oct 27	@ Atl	W	p	1	1	0	0.0	0.0	0	0	0	0	0	0	0	0	0	1
Nov 3	TB	W	p	0	0	0	0.0	0.0	0	0	0	0	0	0	0	0	0	1
Nov 11	@ SF	W	p	0	0	0	0.0	0.0	0	0	0	0	0	0	0	0	0	1
Nov 24	@ Phi	L	p	0	0	0	0.0	0.0	0	0	0	0	0	0	0	0	0	1
Dec 2	Min	W	p	0	0	0	0.0	0.0	0	0	0	0	0	0	0	0	0	0
Dec 8	@ LAR	L	S	4	1	3	0.0	0.0	0	0	0	0	0	1	0	0	0	0
Dec 15	@ Car	W	S	10	3	7	0.0	0.0	0	0	0	0	0	0	0	0	0	0
Dec 22	Ari	L	p	1	0	1	0.0	0.0	0	0	0	0	0	0	0	0	0	1
Dec 30	Ind	L	p	1	0	1	0.0	0.0	0	0	0	0	0	0	0	0	0	0
Totals		11-5	16/2	17	5	12	0.0	0.0	0	0	0	0	0	1	0	1	0	6
Playoffs																		
Jan 5	@ Phi	W	S	5	4	1	1.0	1.0	2	1	0	0	0	2	0	0	0	0
Jan 12	@ GB	L	S	3	0	3	0.0	0.0	0	0	0	0	0	0	0	0	0	0
Totals		1-1	2/2	8	4	3	1.0	1.0	2	1	0	0	0	2	0	0	0	0

2020 Seattle Seahawks

Date	Opp	W/L	P/S	Tot	Solo	Asst	Sk	- Yds	QBP	TFL	Int - Yds	-TD	PD	FF	FR - Yds	SpT
Sept 13	@ Atl	W	p	0	0	0	0.0	0.0	0	0	0	0	0	0	0	0
Sept 20	NE	W	p	0	0	0	0.0	0.0	0	0	0	0	0	0	0	1
Sept 27	Dal	W	p	0	0	0	0.0	0.0	0	0	0	0	0	0	0	0
Oct 4	@ Mia	W	S	3	1	2	0.0	0.0	0	0	0	0	0	0	0	0
Oct 11	Min	W	S	14	9	5	0.0	0.0	0	0	0	0	0	0	0	0
Oct 25	@ Ari	L	p	0	0	0	0.0	0.0	0	0	0	0	0	0	0	1
Nov 1	SF	W	p	0	0	0	0.0	0.0	0	0	0	0	0	1	0	2
Nov 8	@ Buf	L	p	0	0	0	0.0	0.0	0	0	0	0	0	0	0	1
Nov 15	@ LAR	L	p	0	0	0	0.0	0.0	0	0	0	0	0	0	0	0
Nov 19	Ari	W	p	0	0	0	0.0	0.0	0	0	0	0	0	0	0	2
Nov 30	@ Phi	W	p	0	0	0	0.0	0.0	0	0	0	0	0	0	0	2
Dec 6	NYG	L	p	0	0	0	0.0	0.0	0	0	0	0	0	0	0	1
Dec 13	NYJ	W	p	2	1	1	0.0	0.0	0	0	0	0	0	0	0	0
Dec 20	@ Was	W	p	0	0	0	0.0	0.0	0	0	0	0	0	0	0	2
Dec 27	LAR	W	p	0	0	0	0.0	0.0	0	0	0	0	0	1	0	1
Jan 3	@ SF	W	p	0	0	0	0.0	0.0	0	0	0	0	0	0	0	3
Totals		12-4	16/2	19	11	8	0.0	0.0	0	0	0	0	0	2	0	16
Playoffs																
Jan 9	LAR	L	p	0	0	0	0.0	0.0	0	0	0	0	0	0	0	1
Totals		0-1	1/1	0	0	0	0.0	0.0	0	0	0	0	0	0	0	1

2021 Seattle Seahawks

Date	Opp	W/L	P/S	Tot	Solo	Asst	Sk	- Yds	QBP	TFL	Int -	Yds -	TD	PD	FF	FR -	Yds	SpT
Sept 12	@ Ind	W	p	1	1	0	0.0	0.0	0	0	0	0	0	0	0	0	0	1
Sept 19	Ten	L	p	1	0	1	0.0	0.0	0	0	0	0	0	0	0	0	0	2
Sept 26	@ Min	L	p	5	1	4	0.0	0.0	1	0	0	0	0	0	0	0	0	1
Oct 3	@ SF	W	p	0	0	0	0.0	0.0	0	0	0	0	0	0	0	0	0	2
Oct 7	LAR	L	p	0	0	0	0.0	0.0	0	0	0	0	0	0	0	0	0	0
Oct 17	@ Pit	L	p	0	0	0	0.0	0.0	0	0	0	0	0	0	0	0	0	2
Oct 25	NO	L	p	0	0	0	0.0	0.0	0	0	0	0	0	0	0	0	0	1
Oct 31	Jax	W	p	0	0	0	0.0	0.0	0	0	0	0	0	0	0	0	0	0
Nov 14	@ GB	L	IA															
Nov 21	Ari	L	p	0	0	0	0.0	0.0	0	0	0	0	0	0	0	0	0	0
Nov 29	Was	L	p	0	0	0	0.0	0.0	0	0	0	0	0	0	0	0	0	1
Dec 5	SF	W	p	0	0	0	0.0	0.0	0	0	0	0	0	0	0	0	0	0
Dec 12	@ HST	W	p	0	0	0	0.0	0.0	0	0	0	0	0	0	0	0	0	0
Dec 21	@ LAR	L	p	0	0	0	0.0	0.0	0	0	0	0	0	0	0	0	0	0
Dec 26	Chi	L	p	0	0	0	0.0	0.0	0	0	0	0	0	0	0	0	0	2
Jan 2	Det	W	p	7	5	2	0.0	0.0	0	1	0	0	0	1	0	0	0	0
Jan 9	@ Ari	W	S	11	7	4	0.0	0.0	0	0	0	0	0	0	0	0	0	0
Totals		7-10	16/2	25	14	11	0.0	0.0	1	1	0	0	0	1	0	0	0	10

2022 Seattle Seahawks

Date	Opp	W/L	P/S	Tot	Solo	Asst	Sk	- Yds	QBP	TFL	Int - Yds	-TD	PD	FF	FR - Yds	SpT
Sept 12	Den	W	S	10	8	2	1.0	8.0	1	2	0	0	0	0	0	0
Sept 18	@ SF	L	p	11	4	7	0.0	0.0	0	0	0	0	0	0	0	0
Sept 25	Atl	L	S	6	3	3	0.0	0.0	0	0	0	0	0	0	0	0
Oct 2	@ Det	W	p	7	4	3	0.0	0.0	0	0	0	0	1	0	0	0
Oct 9	@ NO	L	S	12	7	5	0.0	0.0	0	0	0	0	0	0	0	0
Oct 16	Ari	W	S	2	1	1	0.0	0.0	0	0	0	0	0	0	0	0
Oct 23	@ LAC	W	p	4	4	0	0.0	0.0	0	0	0	0	0	0	0	1
Oct 30	NYG	W	p	5	3	2	1.0	0.0	1	0	0	0	1	0	0	1
Nov 6	@ Ari	W	p	3	3	0	0.0	0.0	0	0	0	0	0	0	0	0
Nov 13	@ TB	W	S	9	7	2	0.0	0.0	0	0	1	1	1	0	0	0
Nov 27	LV	L	p	12	8	4	0.0	0.0	0	1	0	0	1	0	0	0
Dec 4	@ LAR	W	S	7	4	3	0.0	0.0	0	0	1	10	0	1	0	0
Dec 11	Car	L	S	14	6	8	0.0	0.0	0	0	0	0	0	0	0	0
Dec 15	SF	L	S	10	6	4	0.0	0.0	1	0	0	0	0	0	0	0
Dec 24	@ KC	L	S	8	4	4	0.0	0.0	1	0	0	0	0	0	0	1
Jan 1	NYJ	W	S	6	3	3	0.0	0.0	0	1	0	0	0	0	0	0
Jan 8	LAR	W	S	7	6	1	0.0	0.0	0	0	0	0	1	0	0	0
Totals		9-8	17/11	133	81	52	2.0	8.0	4	4	2	11	0	6	0	3
Playoffs																
Jan 14	@ SF	L	S	9	4	5	0.0	0.0	0	1	0	0	0	1	0	0
Totals		0-1	1/1	9	4	5	0.0	0.0	0	1	0	0	0	1	0	0



CODY BARTON'S GAME-BY-GAME

2023 Washington Commanders

Date	Opp	W/L	P/S	Tot	Solo	Asst	Sk	- Yds	QBP	TFL	Int	- Yds	-TD	PD	FF	FR	- Yds	SpT
Sept 10	Ari	W	S	5	3	2	0.0	0.0	0	0	0	0	0	0	0	0	0	0
Sept 17	@ Den	W	S	10	4	6	0.0	0.0	2	0	0	0	0	0	1	0	0	0
Sept 24	Buf	L	S	13	7	6	0.0	0.0	0	0	0	0	0	0	0	0	0	0
Oct 1	@ Phi	L	S	9	8	1	0.0	0.0	2	0	0	0	0	0	0	0	0	0
Oct 5	Chi	L	S	8	5	3	0.0	0.0	1	0	0	0	0	0	0	0	0	0
Oct 15	@ Atl	W	S	15	5	10	0.0	0.0	1	1	0	0	0	0	0	0	0	0
Oct 22	@ NYG	L	S	1	1	0	0.0	0.0	0	0	0	0	0	0	0	0	0	0
Oct 29	Phi	L	IR															
Nov 5	@ NE	W	IR															
Nov 12	@ Sea	L	IR															
Nov 19	NYG	L	IR															
Nov 23	@ Dal	L	S	6	4	2	0.0	0.0	0	1	0	0	0	0	0	0	0	0
Dec 3	Mia	L	S	11	5	6	0.0	0.0	1	0	0	0	0	0	0	0	0	0
Dec 17	@ LAR	L	S	13	5	8	0.0	0.0	1	0	0	0	0	0	0	0	0	0
Dec 24	NYJ	L	S	10	7	3	0.0	0.0	0	0	1	52	1	1	0	0	0	0
Dec 31	SF	L	S	12	9	3	0.0	0.0	0	1	0	0	0	0	0	0	0	0
Jan 7	Dal	L	S	8	4	4	0.0	0.0	0	0	0	0	0	0	0	0	0	0
Totals				4-13	13/13	121	67	54	0.0	0.0	8	3	1	52	0	1	0	0

2024 Denver Broncos

Date	Opp	W/L	P/S	Tot	Solo	Asst	Sk	- Yds	QBP	TFL	Int	- Yds	-TD	PD	FF	FR	- Yds	SpT
Sept 8	@ Sea	L	p	2	2	0	0.0	0.0	0	1	0	0	0	0	0	0	0	0
Sept 15	Pit	L	p	6	3	3	0.0	0.0	0	0	0	0	0	0	0	0	0	1
Sept 22	@ TB	W	p	4	0	4	0.0	0.0	0	0	0	0	0	0	0	0	0	0
Sept 29	@ NYJ	W	S	10	4	6	0.0	0.0	0	0	0	0	0	0	0	0	0	0
Oct 6	LVR	W	S	7	7	0	0.0	0.0	0	0	0	0	0	0	0	0	0	0
Oct 13	LAC	L	S	8	1	7	0.0	0.0	0	0	0	0	0	0	0	0	0	0
Oct 17	@ NO	W	S	8	6	2	1.0	0.0	0	0	0	0	0	1	1	1	52	0
Oct 27	Car	W	S	2	1	1	0.0	0.0	0	0	0	0	0	0	0	0	0	0
Nov 3	@ Bal	L	S	7	1	6	0.0	0.0	0	0	0	0	0	0	0	0	0	0
Nov 10	@ KC	L	S	8	1	7	0.0	0.0	0	0	0	0	0	0	0	0	0	1
Nov 17	Atl	W	S	4	3	1	0.0	0.0	0	0	1	15	0	1	0	0	0	0
Nov 24	@ LVR	W	S	6	5	1	0.5	2.5	0	0	0	0	0	1	0	0	0	0
Dec 2	Cle	W	S	8	5	3	0.0	0.0	0	0	1	56	0	1	0	0	0	0
Dec 15	Ind	W	S	8	4	4	0.0	0.0	0	0	0	0	0	0	0	0	0	0
Dec 19	@ LAC	L	S	7	5	2	0.0	0.0	0	1	0	0	0	0	0	0	0	0
Dec 28	@ Cin	L	S	6	3	3	0.0	0.0	0	0	0	0	0	1	0	0	0	0
Jan 5	KC	W	S	3	1	2	0.0	0.0	0	0	0	0	0	0	0	0	0	0
Totals				10-7	17/14	104	52	52	1.5	2.5	0	2	2	71	0	5	1	1
Playoffs																		
Jan 14	@ Buf	L	S	8	2	6	0.0	0.0	0	0	0	0	0	0	0	0	0	0
Totals				0-1	1/1	8	2	6	0.0	0.0	0	0	0	0	0	0	0	0

CODY BARTON'S NFL STATISTICS

REGULAR SEASON

Year	Team	GP GS		TACKLES					INTERCEPTIONS					FUMBLES				
				Tot	Solo	Asst	Sk	Yds	QBP	TFL	No	Yds	Lg	TD	PD	FF	FR	Yds
2019	Seattle	16	2	17	5	12	0.0	0.0	9	0	0	0	0	0	1	0	1	0
2020	Seattle	16	2	19	11	8	0.0	0.0	0	0	0	0	0	0	0	2	0	0
2021	Seattle	16	1	25	14	11	0.0	0.0	1	1	0	0	0	0	1	0	0	0
2022	Seattle	17	11	133	81	52	2.0	8.0	4	4	2	11	10	0	6	0	0	0
2023	Washington	13	13	121	67	54	0.0	0.0	8	3	1	52	52	0	1	0	1	5
2024	Denver	17	14	104	52	52	1.5	2.5	18	2	2	71	56	0	5	1	1	52
NFL Totals		95	43	419	230	189	3.5	10.5	31	10	5	134	56	0	14	3	3	57

PLAYOFFS

Year	Team	GP GS		TACKLES					INTERCEPTIONS					FUMBLES				
				Tot	Solo	Asst	Sk	Yds	QBP	TFL	No	Yds	Lg	TD	PD	FF	FR	Yds
2019	Seattle	2	2	5	4	1	1.0	1.0	2	1	0	0	0	0	2	0	0	0
2020	Seattle	1	0	0	0	0	0.0	0.0	0	0	0	0	0	0	0	0	0	0
2022	Seattle	1	1	9	4	5	0.0	0.0	0	1	0	0	0	0	1	0	0	0
2024	Denver	1	1	8	2	6	0.0	0.0	0	0	0	0	0	0	0	0	0	0
NFL Totals		5	4	25	10	15	1.0	1.0	2	2	0	0	0	0	3	0	0	0

Single-Game Highs

Tackles - 15 at Atlanta (10/15/23)
 Sacks - 1 (Three times, last at New Orleans, 10/17/24)
 Tackle For Loss - 2 vs. Denver (9/12/21)
 Interceptions - 1 (Five times, last vs. Cleveland, 12/2/24)
 Quarterback Pressures - 4 at Las Vegas (11/24/24)
 Passes Defensed - 1 (14 times, last at Cincinnati, 12/28/24)
 Forced Fumbles - 1 (Three times, last at New Orleans 10/17/2024)

Playoff Single-Game Highs

Tackles - 9 at San Francisco (1/14/23)
 Sacks - 1 at Philadelphia (1/5/20)
 Quarterback Pressures - 2 at Philadelphia (1/5/20)
 Passes Defensed - 2 at Philadelphia (1/5/20)



95 PHILIP BLIDI

DEFENSIVE TACKLE • 6'3" • 284 LBS

COLLEGE: AUBURN • ACQUIRED: FREE AGENT - 2025

NFL EXPERIENCE (NFL/TITANS): ROOKIE • HOMETOWN: TRENTON, N.J.

GAMES PLAYED/GAMES STARTED: 0/0 (PLAYOFFS: 0/0)



PRO: The Titans signed Philip Blidi as a rookie free agent following the 2025 NFL Draft to bring depth and youth to the defensive line group. Over a five-year college career, Blidi tallied 91 tackles, 11.5 tackles for loss, 3.5 sacks, one pass defended and one fumble recovery. He most recently played for Auburn in 2024, appearing in all 12 games with five starts. Prior to Auburn, he began his college career at Texas Tech (2020-22) before transferring to Indiana (2023).

TITANS TIDBITS:

- Blidi was nicknamed 'Big Phil' when he was young because he has "always been swole."

CAREER TRANSACTIONS:

- The Trenton, N.J., native was signed by the Titans as a rookie free agent on May 9, 2025.

COLLEGE:


- Played five seasons on the defensive line at Auburn (2024), Indiana (2023) and Texas Tech (2020-22). His most extensive playing time came in his lone season at Indiana in 2023 when he started 11 of 12 games and made 30 tackles with four stops for loss. In 2022, his final season at Texas Tech, he recorded a career-high two sacks and five tackles for loss despite not starting in any games that season.
- As a graduate (2024), appeared in 12 games with seven starts for the Tigers and recorded 21 tackles, a sack and a tackle for loss. Transferred to Auburn prior to the season.
- As a senior (2023), started 11 of the 12 games he played in for the Hoosiers and racked up a career-high 30 tackles to go with four stops for loss. Transferred to Indiana prior to the season.
- As a junior (2022), appeared in 12 games for the Red Raiders and recorded 18 tackles with a career-high two sacks and five tackles for loss.
- As a sophomore (2021), played in all 13 games at Texas Tech and recorded 16 tackles with two stops for loss.
- As a freshman (2020), played in all 10 games at Texas Tech. Recorded six tackles, a stop for loss and half a sack.
- Earned a bachelor's degree in liberal arts from Indiana in May 2024

PERSONAL:

- Attended Portales (N.M.) High School and was ranked as the top overall prospect in the state of New Mexico by 247Sports.com. Rated a three-star prospect by ESPN, Rivals and 247Sports and was the first football player from Portales to play for a FBS program since 2000.
- Earned first team All-State honors as a junior and as a senior (2018-19) after recording at least 90 tackles, 13 tackles for loss and four sacks in both seasons.
- Played on both sides of the ball throughout his high school career and lettered in basketball and track and field, placing third in the Class 4A shot put as a junior.
- Son of Kula Blidi and Patience Karngvaye.
- Has six brothers; Brandon, Mike, Delvine, Jeremy, Prince and Daniel, and five sisters; Lovely, Martina, Rockelle, Michelle and Daniela.
- Married his wife, Emma, in July 2021. The couple has a daughter, Amara, and a son, Brooks.
- Follow Blidi on X at @62philip and on Instagram at @phil_bliidi.
- Born Philip Blidi on May 12, 2002 in Trenton, N.J.

15 TIM BOYLE

QUARTERBACK • 6'4" • 232 LBS • COLLEGE: EASTERN KENTUCKY
ACQUIRED: UNRESTRICTED FREE AGENT (NYG) - 2025
NFL EXPERIENCE (NFL/TITANS): 7/1 • HOMETOWN: MIDDLEFIELD, CONN.
GAMES PLAYED/GAMES STARTED: 23/5 (PLAYOFFS: 0/0)



PRO: The Titans signed Tim Boyle during the 2025 offseason to bring experience and depth to the quarterback room. Prior to his arrival with the Titans, Boyle played in 23 games with five starts since originally entering the league as an undrafted free agent with the Green Bay Packers in 2018. The 6-foot-4-inch, 232-pound signal caller has completed 141 of 233 career pass attempts for 1,210 yards with five touchdowns. His most extensive action came in relief of Jared Goff with the Detroit Lions in 2021, when he started three games and threw for 526 yards and three touchdowns. Boyle has also spent time with the Chicago Bears (2022), New York Jets (2023), Miami Dolphins (2024) and New York Giants (2024).

TITANS TIDBITS:

- Boyle was the top-ranked quarterback in the state of Connecticut as a senior at Xavier High School in Middletown, Conn. During his senior year in 2013, he led the Xavier Falcons to their third consecutive state championship while throwing for 24 touchdowns. He earned Connecticut High School Coaches' Association Player of the Year honors and was named first team all-state by the New Haven Register and All-Hartford Courant.
- Titans quarterback Will Levis also attended Xavier, graduating five years after Boyle. Levis graduated in 2018, leaving with many school records himself. Boyle hosts an annual quarterback/wide receiver youth camp on the school's campus every summer and Levis visited the camp in the summer of 2024.

CAREER TRANSACTIONS:

- The Middlefield, Conn., native was signed by the Green Bay Packers as a rookie free agent on May 4, 2018.
- Signed by the Detroit Lions as an unrestricted free agent on March 22, 2021.
- Released by the Lions on Aug. 30, 2022.
- Signed by the Lions to the team's practice squad on Sept. 5, 2022.
- Signed by the Chicago Bears to the active roster from the Lions' practice squad on Nov. 30, 2022.
- Signed by the New York Jets as an unrestricted free agent on April 6, 2023.
- Released by the Jets on Aug. 29, 2023 and signed to the team's practice squad a day later.
- Activated to the Jets' active roster from the practice squad on Sept. 16, 2023.
- Released by the Jets on Dec. 5, 2023.
- Signed by the Houston Texans to the team's practice squad on Dec. 20, 2023.
- Released by the Texans on Aug. 27, 2024.
- Signed by the Miami Dolphins to the team's practice squad on Aug. 29, 2024.
- Activated to the Dolphins' active roster from the practice squad on Sept. 21, 2024.
- Released by the Dolphins on Oct. 4, 2024 and signed to the team's practice squad a day later.
- Activated to the Dolphins' roster from the practice squad on Oct. 19, 2024.
- Released by the Dolphins on Oct. 26, 2024.
- Signed by the New York Giants to the team's practice squad on Nov. 19, 2024.
- Released by the Giants on Dec. 7, 2024.

- Signed to the Giants' practice squad on Dec. 14, 2024.
- Signed by the Tennessee Titans as an unrestricted free agent on March 26, 2025.

SEASON RECAPS:

2024 (2/0 - Miami, 1/0 - NY Giants): Played in three games and completed 27 of 50 pass attempts for 276 yards, one touchdown and one interception. Spent the first two weeks of the season on the Dolphins' practice squad before appearing in two games for Miami. Did not play in two games with the Dolphins as the team's backup quarterback. Signed with the NY Giants after being released midseason. Was inactive for two games in New York before playing against Baltimore (12/15). Spent the rest of the season on the Giants' practice squad as the team's emergency quarterback option. Was not on the Giants' roster for the team's game against the Saints (12/8).

2023 (3/2 - NY Jets, 0/0 - Houston): Played in three games with two starts for the Jets, completing 48 of 77 passes for 360 yards with one touchdown and four interceptions. Spent the first week of the season on the team's practice squad and did not participate in eight games. Was released by the Jets on Dec. 5 and signed to the Texans' practice squad on Dec. 20, where he spent the remainder of the season.

2022 (1/1 - Chicago): Appeared in one game for the Bears, connecting on two of eight passes for 33 yards and two interceptions. Spent the first 12 weeks of the season on the Lions' practice squad. Signed to Bears' active roster on Nov. 30 where he spent the remainder of the season. Was inactive for four games.

2021 (5/3 - Detroit): Appeared in five games with three starts for the Lions. Completed 61 of 94 passes attempts for 526 yards, three touchdowns and six interceptions. Spent the first 10 weeks of the season on injured reserve. Activated on Nov. 20 and made his first career start at Cleveland (11/21). Did not play in three games.

- At Seattle (1/2), completed 22 of a career-high 37 attempts for 262 yards and two touchdowns, also career-bests. Found KhaDarel Hodge for a 42-yard completion that put the Lions at the Seattle one-yard line and threw a seven-yard touchdown to Amon-Ra St. Brown three plays later.

2020 (8/0 - Green Bay): Played in eight games for the Packers, often appearing in the final moments of games that were decided. Did not play in eight games.

2019 (3/0 - Green Bay) : Played in three games. Did not play in 13 games. Made his NFL debut against Oakland on Oct. 20.

2019 (3/0 - Green Bay): Played in three games. Did not play in 13 games. Made his NFL debut against Oakland on Oct. 20.

2018 (0/0 - Green Bay): Was inactive in all but one game as a rookie.

COLLEGE:

- Started 19 of 36 games played over five seasons at Eastern Kentucky (2017) and the University of Connecticut (2013-15). Completed 334 of 602 pass attempts for 3,371 yards and 12 touchdowns with 26 interceptions.
- As a redshirt senior (2017), started all 11 games and completed 201-of-327 passes for 2,134 yards, 11 touchdowns and 13 interceptions. His yardage total was good for the fifth-highest single-season figure in school



history. Became the first ECU quarterback to surpass the 300-yard mark in a game in the season opener at Western Kentucky, completing 29 passes for 320 yards and two touchdowns.

- As a senior (2016), redshirted after transferring to ECU and did not appear in any games.
- As a junior (2015), appeared in all 11 games with one start in the season finale against Temple. Served as the Huskies' full-time holder and made an appearance at quarterback in five games. Finished the year completing 31 of 60 pass attempts for 281 yards and two touchdowns. Transferred to Eastern Kentucky the following spring.
- As a sophomore (2014), appeared in nine games at Connecticut and started the final three games of the season. Completed 43 of 82 passes for 335 yards and a touchdown. Threw his first career touchdown at Memphis (11/29).
- As a freshman (2013), appeared in five games with four starts at quarterback for Connecticut, connecting on 59 of 133 pass attempts for 621 yards. At Cincinnati (10/19), threw for 310 yards in his second career game action.
- Graduated from Eastern Kentucky with a degree in sports management.

PERSONAL:

- Attended Xavier (Conn.) High School where was named Connecticut High School Coaches' Association Player of the Year, first team all-state by the New Haven Register and All-Hartford Courant, All-Southern Connecticut conference. Led the school to its third consecutive Class LL state championship as a senior in 2012. As a senior, threw for 24 touchdowns and ran for five more. As a junior, threw for 15 touchdowns in just six games.
- Son of Kevin and Nancy Boyle.
- Has two sisters: Amanda and Amy.
- His father, Kevin, played football at Worcester Polytechnic Institute

and his sister, Amanda, was on the crew team at Iona.

- Follow Boyle on Instagram at @timboyle_8.
- Born Timothy Kevin Boyle on Oct. 3, 1994 in Hartford, Conn.

TIM BOYLE'S GAME-BY-GAME

2019 Green Bay Packers															PASSING					RUSHING					COMBINED RUSH + PASS	
Date	Opp	W/L	P/S	Att	Cmp	Pct	Yds	Yds/Att	TD	Int	Lg	Sk	Lst	Rating	Att	Yds	Avg	Lg	TD	Yards	Touchdowns					
Sept 5	@ Chi	W	DNP																							
Sept 15	@ Min	W	DNP																							
Sept 22	Den	W	DNP																							
Sept 26	Phi	L	DNP																							
Oct 6	@ Dal	W	DNP																							
Oct 14	Det	W	DNP																							
Oct 20	Oak	W	P	0	0	-	0	-	0	0	-	0	0	-	3	-3	-1.0	0	0	-3						
Oct 27	@ KC	W	DNP																							
Nov 3	@ LAC	L	DNP																							
Nov 10	Car	W	DNP																							
Nov 24	@ SF	L	P	4	3	75.0	15	3.8	0	1	7	0	0	80.2	0	0	-	-	0	15						
Dec 1	@ NYG	W	P	0	0	-	0	-	0	0	-	0	0	-	2	-4	-2.0	-1	0	-4						
Dec 8	Was	W	DNP																							
Dec 15	Chi	W	DNP																							
Dec 23	@ Min	W	DNP																							
Dec 29	Det	W	DNP																							
Totals				13-3	3/0	4	3	75.0	15	3.8	0	1	7	0	0	80.2	5	-7	-1.4	0	0	8				

2020 Green Bay Packers															PASSING					RUSHING					COMBINED RUSH + PASS	
Date	Opp	W/L	P/S	Att	Cmp	Pct	Yds	Yds/Att	TD	Int	Lg	Sk	Lst	Rating	Att	Yds	Avg	Lg	TD	Yards	Touchdowns					
Sep 13	@ Min	W	P	0	0	-	0	-	0	0	-	0	0	-	2	-2	-1.0	-1	0	-2						
Sep 20	Det	W	P	0	0	-	0	-	0	0	-	0	0	-	2	-1	-0.5	0	0	-1						
Sep 27	@ NO	W	DNP																							
Oct 5	Atl	W	P	0	0	-	0	-	0	0	-	0	0	-	1	-1	-1.0	-1	0	-1						
Oct 18	@ TB	L	P	0	0	-	0	-	0	0	-	1	11	-	0	0	-	-	0							
Oct 25	@ HST	W	P	0	0	-	0	-	0	0	-	0	0	-	2	-1	-0.5	0	0	-1						
Nov 1	Min	L	DNP																							

TIM BOYLE'S GAME-BY-GAME

Nov 5	@	SF	W	P	0	0	-	0	-	0	0	-	0	0	-	1	-1	-1.0	-1	0	-1
Nov 15		Jax	W	DNP																	
Nov 22	@	Ind	L	DNP																	
Nov 29		Chi	W	P	0	0	-	0	-	0	0	-	0	0	-	2	0	0.0	0	0	
Dec 6		Phi	W	DNP																	
Dec 13	@	Det	W	DNP																	
Dec 19		Car	W	DNP																	
Dec 27		Ten	W	P	0	0	-	0	-	0	0	-	0	0	-	3	-3	-1.0	-1	0	
Jan 3	@	Chi	W	DNP																	
Totals			2-4	5/5	0	0	-	0	-	0	0	-	1	11	-	13	-9	-0.7	0	0	-9

2021 Detroit Lions				PASSING											RUSHING					COMBINED RUSH + PASS	
Date	Opp	W/L	P/S	Att	Cmp	Pct	Yds	Yds/Att	TD	Int	Lg	Sk	Lst	Rating	Att	Yds	Avg	Lg	TD	Yards	Touchdowns
Sept 12	SF	L	IR																		
Sept 20	@ GB	L	IR																		
Sept 26	Bal	L	IR																		
Oct 3	@ Chi	L	IR																		
Oct 10	@ Min	L	IR																		
Oct 17	Cin	L	IR																		
Oct 24	@ LAR	L	IR																		
Oct 31	Phi	L	IR																		
Nov 14	@ Pit	T	IR																		
Nov 21	@ Cle	L	S	23	15	65.2	77	3.4	0	2	24	0	0	34.1	0	0	-	-	0	77	
Nov 25	Chi	L	DNP																		
Dec 5	Min	W	DNP																		
Dec 12	@ Den	L	DNP																		
Dec 19	Ari	W	P	0	0	-	0	-	0	0	-	0	0	-	0	0	-	-	0		
Dec 26	@ Atl	L	S	34	24	70.6	187	5.5	1	1	24	0	0	81.4	0	0	-	-	0	187	20
Jan 2	@ Sea	W	S	37	22	59.5	262	7.1	2	3	42	0	0	65.4	1	14	14.0	14	0	276	7, 6
Jan 9	GB	W	P	0	0	-	0	-	0	0	-	0	0	-	1	-1	-1.0	-1	0	-1	
Totals		3-13-1	5/3	94	61	64.9	526	5.6	3	6	42	0	0	63.5	2	13	-0.1	14	0	539	

2022 Chicago Bears				PASSING											RUSHING					COMBINED RUSH + PASS	
Date	Opp	W/L	P/S	Att	Cmp	Pct	Yds	Yds/Att	TD	Int	Lg	Sk	Lst	Rating	Att	Yds	Avg	Lg	TD	Yards	Touchdowns
Dec 4	GB	L	IA																		
Dec 18	Phi	L	IA																		
Dec 24	Buf	L	IA																		
Jan 1	@ Det	L	IA																		
Jan 8	Min	L	P	8	2	25.0	33	4.1	0	2	17	0	0	4.7	2	-2	-1.0	-1	0	32	
Totals		0-5	1/0	8	2	25.0	33	4.1	0	2	17	0	0	4.7	2	-2	-1.0	-1	0	32	

2023 New York Jets				PASSING											RUSHING					COMBINED RUSH + PASS	
Date	Opp	W/L	P/S	Att	Cmp	Pct	Yds	Yds/Att	TD	Int	Lg	Sk	Lst	Rating	Att	Yds	Avg	Lg	TD	Yards	Touchdowns
Sept 12	SF	L	IR																		
Sept 20	@ GB	L	IR																		
Sept 26	Bal	L	IR																		
Oct 3	@ Chi	L	IR																		
Oct 10	@ Min	L	IR																		
Sept 11	Buf	W	PS																		
Sept 17	@ Dal	L	DNP																		
Sept 24	NE	L	DNP																		
Oct 1	KC	L	DNP																		
Oct 8	@ Den	W	DNP																		
Oct 15	Phi	W	DNP																		
Oct 29	@ NYG	W	DNP																		
Nov 6	LAC	L	DNP																		
Nov 12	@ LVR	L	DNP																		
Nov 19	@ Buf	L	P	14	7	50.0	33	2.4	0	1	7	1	10	26.5	1	1	1.0	1	0	34	
Nov 24	Mia	L	S	38	27	71.1	179	4.7	1	2	13	7	49	67.8	2	2	1.0	2	0	181	1
Dec 3	Atl	L	S	25	14	56.0	148	5.9	0	1	36	1	5	56.8	1	2	2.0	2	0	151	
Totals		4-8	3/2	77	48	62.3	360	4.7	1	4	36	9	64	56.2	4	5	1.3	2	0	366	

2024 Miami Dolphins				PASSING											RUSHING					COMBINED RUSH + PASS	
Date	Opp	W/L	P/S	Att	Cmp	Pct	Yds	Yds/Att	TD	Int	Lg	Sk	Lst	Rating	Att	Yds	Avg	Lg	TD	Yards	Touchdowns
Sept 8	Jax	W	PS																		
Sept 12	Buf	L	PS																		
Sept 22	@ Sea	L	P	13	7	53.8	79	6.1	0	0	30	1	9	72.3	1	6	6.0	6	0	85	
Sept 30	TEN	L	DNP																		
Oct 6	@ NE	W	DNP																		
Oct 20	@ Ind	L	P	13	8	61.5	74	5.7	0	0	18	0	0	77.1	1	4	4.0	4	0	78	
Totals		2-4	2/0	26	15	57.7	153	5.9	0	0	30	1	9	74.7	2	10	5.0	6	0	163	



TIM BOYLE'S GAME-BY-GAME

2024 New York Giants				PASSING											RUSHING					COMBINED RUSH + PASS	
Date	Opp	W/L	P/S	Att	Cmp	Pct	Yds	Yds/Att	TD	Int	Lg	Sk	Lst	Rating	Att	Yds	Avg	Lg	TD	Yards	Touchdowns
Nov 24	TB	L	IA																		
Nov 28	@ Dal	L	IA																		
Dec 15	Bal	L	P	24	12	50.0	123	5.1	1	1	25	1	2	61.6	1	-1	-1.0	-1	0	122	
Dec 22	@ Atl	L	PS																		
Dec 29	Ind	W	PS																		
Jan 5	@ Phi	L	PS																		
Totals		1-5	1/0	24	12	50.0	123	5.1	1	1	25	1	2	61.6	1	-1	-1.0	-1	0	122	

TIM BOYLE'S NFL STATISTICS

REGULAR SEASON			PASSING											RUSHING				
Year	Team	GP/GS	Att	Cmp	Pct	Yds	Yd/Att	TD	INT	Lg	Sk	Yds	Rat	Att	Yds	Avg	Lg	TD
2019	GB	3/0	4	3	75.0	15	3.8	0	1	0	0	0	80.2	5	-7	-1.4	0	0
2020	GB	5/5	0	0	-	0	-	0	0	-	1	11	-	13	-9	-0.7	0	0
2021	DET	6/1	94	61	64.9	526	5.6	3	6	42	0	0	63.5	2	13	-0.1	14	0
2022	CHI	1/0	8	2	25.0	33	4.1	0	2	17	0	0	4.7	2	-2	-1.0	-1	0
2023	NYG/HST	3/2	77	48	62.3	360	4.7	1	4	36	9	64	56.2	4	5	1.3	2	0
2024	MIA/NYG	3/0	50	27	54.0	276	5.5	1	1	30	2	11	68.4	3	9	3.0	6	0
NFL Totals		23/5	233	141	60.5	1,210	5.2	5	13	42	12	86	58.1	29	9	0.3	14	0
Regular Season Career Record as starter: 0-5 (.000)																		

Regular Season Career Record as starter: 0-5 (.000)

Single-Game Highs

Attempts - 38 vs. Miami (11/24/23)

Completions - 27 vs. Miami (11/24/23)

Passing Yards - 262 at Seattle (1/2/22)

Touchdown Passes - 2 at Seattle (1/2/22)

Long Completion - 42 at Seattle (1/2/22)

Completion Percentage - 75.0 at San Francisco (11/24/19)

Passer Rating - 81.4 at Atlanta (12/26/21)

Rushes - 3 (Twice, last vs. Oakland, 10/20/2019)

Rushing Yards - 14 at Seattle (1/2/22)

Long Rush - 14 at Seattle (1/2/22)


67 CHANDLER BREWER

OFFENSIVE LINEMAN • 6'6" • 320 LBS

COLLEGE: MIDDLE TENNESSEE STATE • ACQUIRED: FREE AGENT - 2024

NFL EXPERIENCE (NFL/TITANS): 3/1 • HOMETOWN: FLORENCE, ALA.

GAMES PLAYED/GAMES STARTED: 15/4 (PLAYOFFS: 0/0)



PRO: The Titans signed Chandler Brewer to the practice squad in the middle of the 2024 season to add depth and versatility to the offensive line room. The 6-foot-6-inch, 320-pounder originally entered the NFL as a rookie free agent with the L.A. Rams in 2019. The Middle Tennessee State product has appeared in 15 games with four starts in the NFL.

CAREER HIGHLIGHTS:

- In 2022, Brewer saw action in six games and made the first four starts of his NFL career with the L.A. Rams.
- Brewer spent the 2021 season on the Super Bowl Champion Rams' practice squad.

TITANS TIDBITS:

- Prior to Brewer's senior year of college, he was diagnosed with Non-Hodgkin Lymphoma. Despite the diagnosis, he continued to play throughout his senior season. He began undergoing radiation treatments five days a week for six weeks, in addition to practicing, playing in games and attending classes. He hit five years of remission in 2024.
- Brewer spent all 14 games his senior season at Middle Tennessee State and earned first-team All-Conference USA honors.

CAREER TRANSACTIONS:

- The Florence, Ala., native was originally signed by the L.A. Rams as a rookie free agent on April 29, 2019.
- Released by the Rams on Aug. 31, 2019 and signed to the team's practice squad a day later.
- Signed by the Rams to the active roster from the practice squad on Nov. 13, 2019.
- Placed on reserve and opted out of the 2020 season due to COVID-19.
- Reinstated on Feb. 10, 2021.
- Released by the Rams on Aug. 31, 2021 and signed to the team's practice squad a day later.
- Signed by the Rams to a futures contract on Feb. 15, 2022.
- Released by the Rams on Aug. 30, 2022 and signed to the team's practice squad a day later.
- Activated from the practice squad to the active roster standard elevation on Oct. 3, 2022.
- Activated from the practice squad to the active roster standard elevation on Oct. 15, 2022.
- Activated from the practice squad to the active roster standard elevation on Oct. 29, 2022.
- Signed by the Rams to the active roster from the practice squad on Nov. 5, 2022.
- Signed by the Jacksonville Jaguars as an unrestricted free agent on April 5, 2023.
- Released by the Jaguars on Aug. 29, 2023 and signed to the team's practice squad a day later.
- Signed by the Jaguars to the active roster from the practice squad on Nov. 27, 2023.
- Released by the Jaguars on Dec. 30, 2023 and signed to the team's practice squad three days later.
- Signed by the Jaguars to a futures contract on Jan. 9, 2024.
- Released by the Jaguars on July 16, 2024.
- Signed by the New Orleans Saints as a free agent on July 27, 2024.
- Released by the Saints on Aug. 28, 2024.
- Signed by the Titans to the team's practice squad on Nov. 12, 2024.
- Activated from the practice squad to the active roster standard elevation

on Dec. 28, 2024.

SEASON RECAPS:

2024 (1/0 - Tennessee): Saw action as a reserve in one contest for the Titans. Spent seven games on the team's practice squad.

- At Jacksonville (12/29), made his Titans debut as a reserve on special teams.

2023 (1/0 - Jacksonville): Appeared in one game as a reserve with the Jaguars. Was inactive for three contests. Spent 12 games on the Jaguars' practice squad.

- At Cleveland (12/10), saw action on special teams.

2022 (6/4 - L.A. Rams): Saw action in six games with four starts at right guard. Spent the first six weeks of the season on the practice squad and was elevated for three games. Did not play in one game. Spent six weeks on injured reserve.

- At Tampa Bay (11/6), started at right guard.
- Against Arizona (11/13), started at right guard.
- At L.A. Chargers (1/1), started at right guard in his first game back after six weeks on injured reserve. Helped block for Cam Akers who gained 123 yards on the ground.
- At Seattle (1/8), started at right guard and helped block for an offensive unit that gained 293 yards.

2021 (0/0 - L.A. Rams): Spent the entire season on the Rams' practice squad.

2020 (0/0 - L.A. Rams): Opted out of the season due to COVID-19.

2019 (7/0 - L.A. Rams): Saw action in seven games as a reserve. Spent the first nine weeks of the season on the practice squad.

- Against Chicago (11/17), made his NFL debut on special teams.
- At Arizona (12/1), saw his first offensive snaps at left tackle. Helped block for a unit that gained 559 yards of offense.
- At San Francisco (12/21), saw action as a reserve at right tackle. Was part of an offensive line that did not give up a sack and allowed for Jared Goff to throw for 323 yards.

COLLEGE:

- Played four seasons at Middle Tennessee State (2015-18) where he appeared in 52 games with 50 starts.
- As a senior (2018), started all 14 games and was named first team All-Conference USA. Allowed just two sacks over 450 pass attempts by the Blue Raider offense.
- As a junior (2017), started 12 games at right guard. Named a team captain. Received honorable mention All-Conference-USA.
- As a sophomore (2016), started all 13 games and was a member of an offensive line that had the most pass attempts in Conference-USA and the fewest sacks allowed. Was an integral part of an offense that produced a 1,000-yard rusher, a 1,000-yard receiver and set single-season records in points, touchdowns and total yards.
- As a true freshman (2015), played in 13 games with 11 starts (seven at guard, four at tackle). Named to the All-Conference-USA freshman team. Contributed to a Blue Raiders offense setting single-season records in total offense, scoring and passing yards while helping produce a 4,000-yard passer and two 1,000-yard receivers in the same season for the first time in school history.



- Majored in agriculture business at Middle Tennessee State.

PERSONAL:

- Helped lead Florence (Ala.) High School to an 11-3 record and a spot in the semifinals of the state championship his senior year.
- Earned second-team all-state honors by the ASWA.
- Son of Darrell and Sue Anne Brewer.
- Married to Bailey.
- Follow Brewer on Instagram at @big_brew73.
- Born Chandler Brewer on June 12, 1997 in Florence, Ala.

CHANDLER BREWER'S NFL STATISTICS

REGULAR SEASON

Year	Team	GP	GS
2019	L.A. Rams	7	0
2020	L.A. Rams	COVID-19 Opt Out	
2021	L.A. Rams	Pract. Squad	
2022	L.A. Rams	6	4
2023	Jacksonville	1	0
2024	Tennessee	1	0
NFL Totals		15	4

Starts Breakdown:

2022 - RG 4

33 KENDELL BROOKS

DEFENSIVE BACK • 6'0" • 206 LBS

COLLEGE: MICHIGAN STATE • ACQUIRED: FREE AGENT - 2024

NFL EXPERIENCE (NFL/TITANS): 1/1 • HOMETOWN: SWANSEA, S.C.

GAMES PLAYED/GAMES STARTED: 5/0 (PLAYOFFS: 0/0)



PRO: The Titans signed Kendell Brooks to the team's practice squad early in the 2024 season to add depth on special teams and in the secondary. Prior to joining the Titans, the 6-foot-0-inch, 206-pounder spent the offseason with the Indianapolis Colts and a brief week with the Washington Commanders. The Swansea, S.C., native was originally signed as an undrafted free agent by the Arizona Cardinals following the 2023 NFL Draft and spent the offseason program with the team.

TITANS TIDBITS:

- Since being signed to the Titans, Brooks has been heavily involved in the community by attending weekly school visits.

CAREER TRANSACTIONS:

- The Swansea, S.C., native was originally signed by the Arizona Cardinals as a rookie free agent on May 1, 2023.
- Released by the Cardinals on Aug. 29, 2023.
- Signed by the Indianapolis Colts to a future's contract on Jan. 9, 2024.
- Released by the Colts on Aug. 14, 2024.
- Signed by the Washington Commanders as a free agent on Aug. 20, 2024.
- Released by the Commanders on Aug. 27, 2024.
- Signed by the Titans to the team's practice squad on Sept. 2, 2024.
- Signed by the Titans to the active roster from the practice squad on Dec. 7, 2024.

SEASON RECAPS:

2024 (5/0 - Tennessee): Saw action as a reserve in five games and registered a special teams stop. Spent the first 12 games of the season on the Titans' practice squad. Tied for the team lead in special teams tackles once in 2024 (vs. CIN). Made his NFL debut against Jacksonville (12/8/24).

- Against Cincinnati (12/15), tied for the team lead with a special teams tackle on coverage units.

2023 (0/0 - Arizona): Spent the offseason program and training camp with the Arizona Cardinals.

COLLEGE:

- Appeared in 24 games in two seasons (2021-22) at Michigan State and collected 105 tackles, four passes defended, 3.5 tackles for loss and three forced fumbles. Transferred to Michigan State after playing two seasons (2018-19) at North Greenville.
- As a senior (2022), played in 11 games with 10 starts and set a career-

high with 100 tackles, the second-most on the team and tied for fifth in the Big Ten.

- As a junior (2021), played in all 13 games primarily on special teams and had nine tackles and one pass defended.
- As a redshirt sophomore (2020), did not play due to the COVID-19 pandemic. Transferred to Michigan State following the season.
- As a sophomore (2019), played in 10 games with nine starts and had 56 tackles, two passes defended and one tackle for loss.
- As a freshman (2018), appeared in nine games with one start and totaled 22 tackles, one tackle for loss and one forced fumble.
- Graduated from Michigan State with a degree in Human Resources and Labor Relations in December 2022.

PERSONAL:

- Earned All-State and All-Midlands Team honors at Swansea (S.C.) High School.
- Selected to the North-South All-Star game as a senior.
- Follow Brooks on Instagram at @k_b.____ and on X at @4thQtrKB
- Son of Kenneth Brooks and Stephanie Barnes.
- Born Stefan Brooks on March, 3, 2000 in Swansea, S.C.



KENDELL BROOKS' TITANS GAME-BY-GAME

2024 Tennessee Titans

Date	Opp	W/L	P/S	Tot	Solo	Asst	Sk	- Yds	QBP	TFL	Int - Yds	-TD	PD	FF	FR - Yds	SpT
Sept 8	@ Chi	L	PS													
Sept 15	NYJ	L	PS													
Sept 22	GB	L	PS													
Sept 30	@ Mia	W	PS													
Oct 13	Ind	L	PS													
Oct 20	@ Buf	L	PS													
Oct 27	@ Det	L	PS													
Nov 3	NE	W	PS													
Nov 10	@ LAC	L	PS													
Nov 17	Min	L	PS													
Nov 24	@ Hou	W	PS													

Dec 1	@ Was	L	PS																	
Dec 8	Jax	L	P																	
Dec 15	Cin	L	P																	
Dec 22	@ Ind	L	P																	
Dec 29	@ Jax	L	P																	
Jan 4/5	Hou	L	P																	
Totals				3-14	5/0		0	0	0	0	0	0	0	0	0	0	0	0	0	1

KENDELL BROOKS' NFL STATISTICS

REGULAR SEASON		TACKLES										INTERCEPTIONS					FUMBLES			
Year	Team	GP	GS	Tot	Solo	Asst	Sk	Yds	QBP	TFL		No	Yds	Lg	TD	PD	FF	FR	Yds	SpT
2024	Tennessee	5	0	0	0	0	0.0	0.0	0	0		0	0	0	0	0	0	0	0	1
NFL Totals		5	0	0	0	0	0.0	0.0	0	0		0	0	0	0	0	0	0	0	1

Single-Game Highs

Special Teams Tackles - 1 vs. Bengals (12/15/24)


44 MIKE BROWN

SAFETY • 6'1" • 218 LBS

COLLEGE: MIAMI (OHIO) • ACQUIRED: FREE AGENT - 2022

NFL EXPERIENCE (NFL/TITANS): 3/2 • HOMETOWN: GRAND RAPIDS, MICH.

GAMES PLAYED/GAMES STARTED: 29/5 (PLAYOFFS: 0/0)



PRO: The Titans signed Mike Brown from the Cleveland Browns' practice squad late in the 2022 season to add depth on special teams coverage units and in the secondary. Prior to joining the Titans, the 6-foot-1-inch, 218-pounder played in three games as a rookie with the Browns. In 2024, his second full season with the Titans, Brown set career marks with 38 total tackles in four starts at safety. The Grand Rapids, Mich., native was originally signed as an undrafted free agent by the Minnesota Vikings following the 2022 NFL Draft and also spent time with the Green Bay Packers during his rookie campaign.

TITANS TIDBITS:

- His best friend and teammate at Grand Rapids Central Catholic (Mich.) High School, offensive lineman Jalen Mayfield, was selected by the Atlanta Falcons in the third round of the 2021 NFL Draft.
- He chose No. 3 for his college jersey to represent him, his brother and his mother.

CAREER TRANSACTIONS:

- The Grand Rapids, Mich., native was originally signed by the Minnesota Vikings as a rookie free agent on May 1, 2022.
- Released by the Vikings on Aug. 30, 2022.
- Signed by the Green Bay Packers to their practice squad on Sept. 14, 2022.
- Released by the Packers from their practice squad on Sept. 22, 2022.
- Signed by the Minnesota Vikings to their practice squad on Oct. 5, 2022.
- Released by the Vikings from their practice squad on Oct. 18, 2022.
- Signed by the Cleveland Browns to their practice squad on Oct. 25, 2022.
- Activated from the practice squad to the Browns' active roster standard elevation on Nov. 19, 2022.
- Activated from the practice squad to the Browns' active roster standard elevation on Dec. 3, 2022.
- Activated from the practice squad to the Browns' active roster standard elevation on Dec. 10, 2022.
- Signed by the Titans to the team's active roster off of the Browns' practice squad on Jan. 2, 2023.

SEASON RECAPS:

2024 (17/4 - Tennessee): Played in a career-high 17 games with four starts at safety and collected a career-best 38 tackles to go along with two quarterback pressures and a pass defended. Ranked second on the team with a career-high 11 special teams tackles. Led or tied for the team lead in special teams tackles five times in 2024 (vs. NYJ, vs. IND, vs. MIN, vs. CIN, at JAX).

- Against New England (11/3), saw significant action as a reserve at safety after Quandre Diggs left the game in the second quarter with an injury and totaled a then career-high seven tackles, a pass defended and a quarterback pressure. Broke up a deep pass intended for Hunter Henry along the sideline in the extra session.
- At L.A. Chargers (11/10), started at safety and finished second on the squad with a career-high eight tackles.
- At Houston (11/24), started at safety and notched five tackles.
- At Jacksonville (12/29), saw significant action as a reserve at safety and totaled seven tackles. Tied for the team lead with a special teams stop on coverage units.

2023 (9/1 - Tennessee): Played in nine games with a start at safety and collected seven tackles, a quarterback pressure and a pass defended.

Placed on injured reserve on Sept. 26 and missed six games before being designated to return on Nov. 18. Was inactive for two contests. Made his first career NFL start against Seattle (12/24/23).

- Against L.A. Chargers (9/17), played as a reserve at safety and collected a pass defended. Halted a Chargers' drive by defending a pass intended for Keenan Allen on third-and-seven in the fourth quarter.
- Against Seattle (12/24), made his first career NFL start at safety and produced a then career-best four tackles with a quarterback pressure. Stuffed Kenneth Walker III for no gain on a rush off right tackle in the third quarter.

2022 (3/0 - Cleveland; 0/0 - Tennessee): Signed by the Titans from the Cleveland Browns' practice squad prior to the regular season finale. Was inactive in his only contest as a member of the Titans. Saw action as a reserve in three games with the Browns and collected a special teams tackle. Spent one week on the Green Bay Packers' practice squad, two weeks on the Minnesota Vikings' practice squad and six weeks on the Browns' practice squad throughout the season.

COLLEGE:

- Appeared in 54 games at Miami (Ohio) and registered 197 total tackles, 10 passes defended, four interceptions, 3.5 sacks, a forced fumble and two fumble recoveries.
- As a redshirt senior (2021), started 13 games and recorded 66 tackles, 2.5 sacks, a forced fumble, a fumble recovery, a pass defended and 9.5 tackles for loss.
- As a senior (2020), started three games in a COVID-19 pandemic-shortened season and registered 13 tackles with a sack.
- As a junior (2019), started all 14 games and posted three interceptions with two of them returned for touchdowns. Tied for the most interception return touchdowns in the nation. Notched 56 total tackles, with a season-high seven in both the Iowa and Northern Illinois games. Named one of team's Defensive Skill Players of the Year and was also selected Academic All-MAC.
- As a sophomore (2018), played in all 12 games with nine starts and collected 58 tackles, three tackles for loss and one interception.
- As a freshman (2017), appeared in all 12 games and totaled four tackles on the season.
- Majored in sport leadership and management at Miami (Ohio).

PERSONAL:

- Attended Grand Rapids Catholic Central (Mich.) High School.
- As a senior (2016), was a team captain and earned first-team All-State while leading his team to a state championship. Was named to the West Michigan Dream Team.
- Follow Brown on Instagram at @_mymike and on X at @mymike_.
- Born Michael Curtis Brown II on April 7, 1999 in Grand Rapids, Mich.



MIKE BROWN'S TITANS GAME-BY-GAME

2023 Tennessee Titans

Date	Opp	W/L	P/S	Tot	Solo	Asst	Sk	- Yds	QBP	TFL	Int	- Yds	-TD	PD	FF	FR	- Yds	SpT
Sept 10	@ NO	L	p	0	0	0	0.0	0.0	0	0	0	0	0	0	0	0	0	0
Sept 17	LAC	W	p	0	0	0	0.0	0.0	0	0	0	0	0	1	0	0	0	0
Sept 24	@ Cle	L	p	0	0	0	0.0	0.0	0	0	0	0	0	0	0	0	0	0
Oct 1	Cin	W	IR															
Oct 8	@ Ind	L	IR															
Oct 15	Bal	L	IR															
Oct 29	Atl	W	IR															
Nov 2	@ Pit	L	IR															
Nov 12	@ TB	L	IR															
Nov 19	@ Jax	L	p	2	1	1	0.0	0.0	0	0	0	0	0	0	0	0	0	0
Nov 26	Car	W	p	0	0	0	0.0	0.0	0	0	0	0	0	0	0	0	0	0
Dec 3	Ind	L	p	0	0	0	0.0	0.0	0	0	0	0	0	0	0	0	0	0
Dec 11	@ Mia	W	IA															
Dec 17	HST	L	IA															
Dec 24	Sea	L	S	4	3	1	0.0	0.0	1	0	0	0	0	0	0	0	0	0
Dec 31	@ HST	L	p	1	1	0	0.0	0.0	0	0	0	0	0	0	0	0	0	0
Jan 7	Jax	W	p	0	0	0	0.0	0.0	0	0	0	0	0	0	0	0	0	0
Totals			6-11 9/1	7	5	2	0	0	1	0	0	0	0	1	0	0	0	0

2024 Tennessee Titans

Date	Opp	W/L	P/S	Tot	Solo	Asst	Sk	- Yds	QBP	TFL	Int	- Yds	-TD	PD	FF	FR	- Yds	SpT
Sept 8	@ Chi	L	p	0	0	0	0.0	0.0	0	0	0	0	0	0	0	0	0	1
Sept 15	NYJ	L	p	0	0	0	0.0	0.0	0	0	0	0	0	0	0	0	0	2
Sept 22	GB	L	p	0	0	0	0.0	0.0	0	0	0	0	0	0	0	0	0	0
Sept 30	@ Mia	W	p	0	0	0	0.0	0.0	0	0	0	0	0	0	0	0	0	0
Oct 13	Ind	L	p	0	0	0	0.0	0.0	0	0	0	0	0	0	0	0	0	2
Oct 20	@ Buf	L	p	1	0	1	0.0	0.0	0	0	0	0	0	0	0	0	0	1
Oct 27	@ Det	L	p	0	0	0	0.0	0.0	0	0	0	0	0	0	0	0	0	1
Nov 3	NE	W	p	7	3	4	0.0	0.0	1	0	0	0	0	1	0	0	0	0
Nov 10	@ LAC	L	S	8	5	3	0.0	0.0	0	0	0	0	0	0	0	0	0	0
Nov 17	Min	L	S	2	1	1	0.0	0.0	0	0	0	0	0	0	0	0	0	1
Nov 24	@ HST	W	S	5	3	2	0.0	0.0	0	0	0	0	0	0	0	0	0	0
Dec 1	@ Was	L	p	2	1	1	0.0	0.0	0	0	0	0	0	0	0	0	0	0
Dec 8	Jax	L	p	0	0	0	0.0	0.0	0	0	0	0	0	0	0	0	0	0
Dec 15	Cin	L	p	0	0	0	0.0	0.0	0	0	0	0	0	0	0	0	0	1
Dec 22	@ Ind	L	p	2	0	2	0.0	0.0	0	0	0	0	0	0	0	0	0	1
Dec 29	@ Jax	L	p	7	4	3	0.0	0.0	0	0	0	0	0	0	0	0	0	1
Jan 5	HST	L	S	4	3	1	0.0	0.0	1	0	0	0	0	0	0	0	0	0
Totals			3-14 17/4	38	20	18	0	0	2	0	0	0	0	0	1	0	0	11

MIKE BROWN'S NFL STATISTICS

REGULAR SEASON

Year	Team	GP	GS	Tot	Solo	Asst	Sk	Yds	QBP	TFL	No	Yds	Lg	TD	PD	FF	FR	Yds	SpT
2022	CLE/TEN	3	0	0	0	0	0.0	0.0	0	0	0	0	0	0	0	0	0	0	1
2023	Tennessee	9	1	7	5	2	0.0	0.0	1	0	0	0	0	0	1	0	0	0	0
2024	Tennessee	17	4	38	20	18	0.0	0.0	2	0	0	0	0	0	1	0	0	0	11
NFL Totals		29	5	45	25	20	0.0	0.0	3	0	0	0	0	0	2	0	0	0	12

Single-Game Highs

Tackles - 8 at L.A. Chargers (11/10/24)

Passes Defensed - 1 (Twice, vs. New England 11/3/24)

Quarterback Pressures - 1 (Three times, vs. Houston 1/5/25)

Special Teams Tackles - 2 (Twice, last vs. Indianapolis 10/13/24)



29 JARVIS BROWNLEE JR.

CORNERBACK • 5'10" • 194 LBS

COLLEGE: LOUISVILLE • ACQUIRED: FIFTH ROUND - 2024

NFL EXPERIENCE: 2/1 • HOMETOWN: MIAMI GARDENS, FLA.

GAMES PLAYED/GAMES STARTED: 17/14 (PLAYOFFS: 0/0)



PRO: The Titans selected Jarvis Brownlee Jr. in the fifth round (146th overall) of the 2024 NFL Draft. The 5-foot-10-inch, 194-pounder is an aggressive and quick-footed cornerback known for pressing receivers at the line of scrimmage and having an ultra-competitive demeanor. In his first NFL season, Brownlee saw action in all 17 games, stepping up to start 14 games amid injuries to veterans in the cornerback group. The University of Louisville product collected 74 tackles, seven tackles for loss, nine passes defended and an interception as a rookie.

CAREER HIGHLIGHTS:

- Brownlee impressed as a rookie, starting 14 games and ranking third on the team with 74 tackles. Despite facing established wideouts such as Tyreek Hill and Justin Jefferson, he ranked fifth among AFC rookies with nine passes defended.
- Brownlee was also impressive in run defense, leading all rookie defensive backs with seven tackles for loss.

TITANS TIDBITS:

- In the summer of 2023, Brownlee did an internship serving kids with disabilities. He is looking forward to continuing this work.
- Brownlee is a huge animal lover. At one point he had a gecko as well as a bearded dragon. He has dreams of being able to own a lion.

CAREER TRANSACTIONS:

- The Miami, Fla., native was selected by the Titans in the fifth round (146th overall) of the 2024 NFL Draft.

SEASON RECAPS:

2024 (17/14): Saw action in all 17 games with 14 starts at cornerback as a rookie and tied for the team lead with nine passes defended. Ranked third on the team with 74 tackles to go along with an interception, two quarterback pressures, seven stops for loss and a fumble recovery and a special teams tackle. Was one of five NFL rookie defensive backs to start at least 14 games in 2024. Led or tied for the team lead in passes defended four times in 2024 (vs. IND, at BUF, at HST, vs. HST). Made his NFL debut at Chicago (9/8).

- At Chicago (9/8), saw action as a reserve at cornerback in his first career NFL contest and posted two tackles, including a stop for loss. Stuffed D'Andre Swift for a three-yard loss on a rush off right end in the second quarter.
- At Miami (9/30), made his first career NFL start at cornerback and totaled five tackles. Helped limit the Dolphins to 78 net passing yards.
- Against Indianapolis (10/13), started at cornerback and registered two tackles with a team-best two passes defended. Broke up a pass intended for Alec Pierce in the second quarter. Ended a Colts' drive by stuffing Adonai Mitchell for no gain on a third-and-10 pass in the second stanza. Forced the Colts to settle for a field goal by defending a third-and-three pass intended for Josh Downs late in the first half.
- At Buffalo (10/20), started at cornerback and recorded six tackles with a team-high two passes defended. Broke up a pass intended for Dalton Kincaid in the third quarter. Defended a pass intended for Keon Coleman near the end zone in the final stanza.
- At Houston (11/24), started at cornerback and notched four tackles, a stop for loss, a team-high three passes defended, including his first career interception. Broke up a pass intended for Tank Dell along the sideline in the opening stanza. Stonewalled Joe Mixon for a five-yard loss on a rush off left end in the second quarter. Collected his first career interception by picking off a C.J. Stroud pass intended for John Metchie III late in the first half. The takeaway led to a Titans field goal as time expired in the

first half. Halted a Texans' drive by teaming with Daryl Worley to stuff Mixon for no gain on a third-and-one rush in the third quarter. Ended a Texans' drive by defending a pass intended for Dell on third-and-19 in the final stanza.

- Against Jacksonville (12/8), started at cornerback and finished second on the team with a career-high nine tackles, including a stop for loss. Stuffed Devin Duvernay for a one-yard loss on a short pass in the third quarter.
- Against Houston (1/5), started at cornerback and recorded four tackles, a pass defended and a fumble recovery. Combined with Jeffery Simmons to stuff Joe Mixon for no gain on a rush up the middle in the first quarter. Recovered a Robert Woods fumble that forced by Daryl Worley in the second stanza. Broke up a pass intended for John Metchie III in the third quarter.

COLLEGE:

- Brownlee began his career at Florida State where he spent three seasons before transferring to Louisville for his two final seasons. In five seasons (2019-23), he appeared in 48 games with 37 starts and tallied 174 tackles, 7.5 tackles for loss, one sack, six interceptions, 28 passes defended, one forced fumble and one fumble recovery.
- As a senior (2023), played in 11 games with nine starts at Louisville and recorded 28 tackles, one tackle for loss, one interception and one fumble recovery. Missed three games with a foot injury.
- As a junior (2022), started all 13 games at cornerback for Louisville. Finished third on the team with 66 tackles. Had 2.5 tackles for loss, two interceptions, and 12 pass breakups.
- As a sophomore (2021), appeared in all 12 games with 11 starts at Florida State and recorded 51 tackles, including two stops for loss, two interceptions, three pass breakups and one forced fumble.
- As a redshirt freshman (2020), played in eight games with four starts at Florida State and recorded 26 tackles, including two stops for loss with a sack, one interception and one pass breakup. Was named co-Devaughn Darling Defense Freshman of the Year.
- As a freshman (2019), appeared in four games at Florida State and made one tackle. Redshirted the season.
- Graduated with a degree in sports management/administration from Louisville in December 2023.

PERSONAL:

- Attended Miramar (Fla.) High School as a freshman, Hallandale Broward (Fla.) High School as a sophomore and Carol City (Fla.) High School as a junior and senior.
- Was rated as a four-star prospect by Rivals, and a three-star by 247Sports and ESPN. Ranked as nation's 44th-best cornerback and No. 50 overall prospect in Florida.
- As a senior (2018), was part of a defense that recorded five shutouts and all allowed an average of 9.8 points per game while leading Miami Carol City to a 9-3 record and Regional Semifinal round of FHSAA 6A state playoffs.
- Recorded longest interception return in Traz-Powell Stadium history as a senior, going 108 yards for a touchdown.
- Also participated in track and field.
- Enjoys basketball and golf.
- Follow Brownlee on X at @Jarvisbrownlee3 and on Instagram at @Jarvisbrownleejr
- Son of Erica Taylor and has seven siblings.
- Born Jarvis Jever Brownlee Jr. on July 13, 2001 in Miami, Fla.



JARVIS BROWNLEE JR.'S GAME-BY-GAME

2024 Tennessee Titans

Date	Opp	W/L	P/S	Tot	Solo	Asst	Sk	- Yds	QBP	TFL	Int	- Yds	TD	PD	FF	FR	- Yds	SpT
Sept 8	@ Chi	L	p	2	2	0	0.0	0.0	0	1	0	0	0	0	0	0	0	0
Sept 15	NYJ	L	p	1	1	0	0.0	0.0	0	0	0	0	0	0	0	0	0	1
Sept 22	GB	L	p	2	2	0	0.0	0.0	1	1	0	0	0	0	0	0	0	0
Sept 30	@ Mia	W	S	5	4	1	0.0	0.0	0	0	0	0	0	0	0	0	0	0
Oct 13	Ind	L	S	2	2	0	0.0	0.0	0	0	0	0	0	2	0	0	0	0
Oct 20	@ Buf	L	S	6	5	1	0.0	0.0	0	0	0	0	0	2	0	0	0	0
Oct 27	@ Det	L	S	5	1	4	0.0	0.0	0	1	0	0	0	0	0	0	0	0
Nov 3	NE	W	S	7	6	1	0.0	0.0	0	0	0	0	0	1	0	0	0	0
Nov 10	@ LAC	L	S	5	4	1	0.0	0.0	0	1	0	0	0	0	0	0	0	0
Nov 17	Min	L	S	2	1	1	0.0	0.0	1	0	0	0	0	0	0	0	0	0
Nov 24	@ HST	W	S	4	3	1	0.0	0.0	0	1	1	2	0	3	0	0	0	0

Dec 1	@ Was	L	S	4	0	4	0.0	0.0	0	0	0	0	0	0	0	0	0	0
Dec 8	Jax	L	S	9	6	3	0.0	0.0	0	1	0	0	0	0	0	0	0	0
Dec 15	Cin	L	S	4	1	3	0.0	0.0	0	0	0	0	0	0	0	0	0	0
Dec 22	@ Ind	L	S	6	3	3	0.0	0.0	0	1	0	0	0	0	0	0	0	0
Dec 29	@ Jax	L	S	6	3	3	0.0	0.0	0	0	0	0	0	0	0	0	0	0
Jan 5	HST	L	S	4	1	3	0.0	0.0	0	0	0	0	0	1	0	1	0	0
Totals				3-14	17/14	74	45	29	0.0	0.0	2	7	1	2	0	9	0	1

JARVIS BROWNLEE JR.'S NFL STATISTICS

REGULAR SEASON

Year	Team			TACKLES						INTERCEPTIONS						FUMBLES			
		GP	GS	Tot	Solo	Asst	Sk	Yds	QBP	TFL	No	Yds	Lg	TD	PD	FF	FR	Yds	SpT
2024	Tennessee	17	14	74	45	29	0.0	0.0	2	7	1	2	2	0	9	0	1	0	1
NFL Totals		17	14	74	45	29	0.0	0.0	2	7	1	2	2	0	9	0	1	0	1

Single-Game Highs

Tackles - 9 vs. Jacksonville (12/8/24)

Interceptions - 1 at Houston (11/24/24)

Tackles For Loss - 1 (Seven times, last at Indianapolis 12/22/24)

Fumble Recovery - 1 vs. Houston (1/5/25)

Passes Defensed - 3 at Houston (11/24/24)

Special Teams Tackles - 1 vs. N.Y. Jets (9/15/24)


16 TREYLYN BURKS

WIDE RECEIVER • 6'2" • 225 LBS

COLLEGE: ARKANSAS • ACQUIRED: 1ST ROUND - 2022

NFL EXPERIENCE (NFL/TITANS): 4/4 • HOMETOWN: WARREN, ARK.

GAMES PLAYED/GAMES STARTED: 27/17 (PLAYOFFS: 0/0)



PRO: The Titans selected Trey Lyon Burks in the first round (18th overall) of the 2022 NFL Draft. Through his first three seasons, Burks totaled 53 receptions for 699 yards and one touchdown in 27 games (17 starts). That included 16 catches for 221 yards in 2023. As a rookie, he totaled 33 receptions for 444 yards and one touchdown in 11 games. The 6-foot-2-inch, 225-pounder brings a rare combination of size, speed and sure hands. The Arkansas product is a powerful runner with the ball in his hands, and he can be used all over the offensive formation as well as in the return game. He was drafted with the highest pick of any Arkansas player since Darren McFadden was taken fourth overall in 2008, and he was the first Arkansas wide receiver to be selected in the first round since Matt Jones was taken 21st overall by Jacksonville in 2006.

CAREER HIGHLIGHTS:

- In 2022, Burks' 444 receiving yards placed ninth among all NFL rookies. He totaled 33 catches in 11 games.
- As a junior at Arkansas in 2021, Burks was named first-team All-SEC after totaling 66 receptions (seventh in the SEC) for 1,104 yards (fourth) and 11 touchdowns (fourth). His 92.0 receiving yards per game ranked third in the SEC behind only Jameson Williams (104.8) and Wan'Dale Robinson (102.6).

TITANS TIDBITS:

- Burks is a hunting and fishing enthusiast. He is an experienced wild boar hunter, which involves hunting the animals with only his dogs and a knife, and he also is an avid turkey hunter.
- He lists "The Sandlot" and "Home Alone" among his favorite movies.
- Some of Burks' work ethic was developed on the farm of his great-grandfather, Joe Burks, as he would do everything from bailing hay to working in the chicken house.
- Burks has two dogs, a pair of American bullies named Zara and Zazu.

CAREER TRANSACTIONS:

- The Warren, Ark., native was selected by the Titans in the first round (18th overall) of the 2022 NFL Draft.

SEASON RECAPS:

2024 (5/2): Saw action in five games with two starts at wide receiver and snared four receptions for 34 yards. Returned one kickoff for 21 yards. Placed on injured reserve on Oct. 19 and missed the final 12 games of the season.

2023 (11/9): Played in 11 games with nine starts at wide receiver and collected 16 receptions for 221 yards. Rushed five times for 18 yards. Was inactive for six contests. Led the team in receiving yards twice in 2023 (vs. LAC, vs. HST).

- Against L.A. Chargers (9/17), started at wide receiver and led the team with 76 receiving yards on three receptions. Kick-started the Titans' opening touchdown drive with a career-long 70-yard grab down the left sideline to the Chargers' five-yard line in the second quarter.
- Against Houston (12/17), started at wide receiver and led the team with 62 receiving yards on three catches. Carried the ball once for two yards. Set up the Titans' opening touchdown with a 37-yard catch to the Houston 34-yard line in the first quarter.

2022 (11/6): Saw action in 11 games with six starts as a rookie and tied for third on the squad with 33 receptions and 444 receiving yards with a receiving score. Rushed four times for 47 yards. Placed on injured

reserve on Oct. 8, 2022 and missed four games before being designated to return on Nov. 12, 2022. Was inactive for two contests. Had one 100-yard receiving performance (at GB). Led the team in receiving yards three times (at BUF, at GB, vs. DAL). Led or tied for the team lead in receptions four times (at BUF, at GB, vs. CIN, at JAX).

- Against N.Y. Giants (9/11), made his NFL debut as a reserve at wide receiver and snared three receptions for 55 yards. Since 1970, his 55 receiving yards ranked sixth among Titans/Oilers rookies and first-year players in a Week 1 game. Snared his first career reception for 20 yards to set up the Titans' first touchdown of the season in the opening stanza. Set up the Titans' second touchdown with a 27-yard reception in the third quarter.
- At Buffalo (9/19), registered his first career start at wide receiver and tied for the team lead with four receptions for a team-best 47 receiving yards.
- Against Las Vegas (9/25), saw action as a reserve at wide receiver and caught one pass for 13 yards to go along with an eight-yard rush. Posted a 13-yard reception down to the Raiders' one-yard line setting up Derrick Henry's touchdown on the next play early in the second quarter.
- At Green Bay (11/17), started at wide receiver and collected his first career 100-yard receiving performance, amassing a team-high 111 yards on a team-best seven catches. Kick-started the Titans' opening touchdown drive with a 43-yard grab on third-and-seven in the first quarter. Sealed the victory with a 51-yard catch along the left sideline allowing the Titans to kneel out the clock in the fourth quarter.
- Against Cincinnati (11/27), played as a reserve at wide receiver and tied for the team lead with four catches for 70 yards. Collected his first career touchdown by recovering a fumble in the end zone. Scored his first touchdown after recovering a Derrick Henry fumble in the end zone during the second quarter. Set up the Titans' second field goal with a leaping 51-yard grab down to the Bengals' 24-yard line in the third quarter.
- At Philadelphia (12/4), started at wide receiver and hauled in his first career touchdown before leaving the contest late in the first quarter with an injury. Snared a 25-yard touchdown strike in the end zone to even the score at 7-7 in the opening stanza.
- Against Houston (12/24), set up the Titans' second touchdown with a 15-yard run on a reverse in the third quarter.
- Against Dallas (12/29), started at wide receiver and led the team with 66 receiving yards on four catches. Rushed once for 20 yards. Set up the Titans' second field goal with a 30-yard tightrope catch-and-run along the right sideline in the second quarter. Extended the Titans' touchdown drive with a 21-yard grab on third-and-six in the third quarter.

COLLEGE:

- One of the most accomplished wide receivers in Arkansas history, Burks appeared in 32 career games with 30 starts in three seasons with the Razorbacks. He totaled 146 receptions for 2,399 yards and 18 touchdowns to go along with 32 rushing attempts for 222 yards and one score. He returned 13 punts for 134 yards (10.3-yard average) and returned 11 kickoff returns for 226 yards (20.5 avg.). At the conclusion of his collegiate career, he ranked sixth in Razorbacks history in career receptions and receiving yards, and his touchdown reception total tied for fifth all-time. He set an Arkansas record with 10 career 100-yard receiving games, including a school-record six 100-yard receiving performances in his final year. He earned All-SEC honors in each of his three seasons: in 2019, second-team All-SEC as a returner and All-Freshman as a receiver; second-team All-SEC in 2020; and first-team All-SEC in 2021.
- As a junior (2021), started 12 games, totaling 66 catches for 1,104



yards and 11 touchdowns to earn first-team All-SEC honors. He became the fourth pass catcher in Arkansas history to post a 1,000-yard receiving season and the first since 2012.

- As a sophomore (2020), played and started in nine games. Earned second-team All-SEC honors and named to the 2020 Fall SEC Academic Honor Roll. Led the team with 51 catches, 820 yards (16.1 avg.) and seven touchdowns. Also returned one punt for four yards. Finished third in the SEC with an average of 91.1 receiving yards per game and ranked fifth in total receiving yards, despite missing one game. Was one of only two FBS receivers, joining Florida's Kadarius Toney, to log 800-plus receiving yards and 70-plus rushing yards. Accrued six games with at least 90 receiving yards and four games of 100-plus receiving yards. Became the first Arkansas receiver to record four 100-yard receiving games in the same season since Cobi Hamilton in 2012. Totaled four catches of 50-plus yards, which tied for sixth-most in FBS.
- As a freshman (2019), played in 11 games with nine starts. Named second-team All-SEC as a returner and added SEC All-Freshman honors as a receiver. Hauled in 29 passes for a team-high 475 yards. Averaged 16.4 yards per catch and 43.2 yards per game, both ranking second among conference freshmen. As the team's main punt returner, fielded 12 punts for 130 yards, averaging 10.8 yards per return. Also returned 10 kickoffs for 226 yards. Finished second on the team in all-purpose yards with 866, averaging 78.7 per game.
- Majored in communications at Arkansas.

PERSONAL:

- Married Shelby Pearlman in 2023. They have a daughter, Wren.
- Attended Warren (Ark.) High School, where he closed his high school career with 151 receptions for 3,403 yards and 43 touchdowns for the Lumberjacks. Rated a four-star prospect by Rivals, 247Sports and ESPN, and billed as the top player in the state of Arkansas by 247Sports. Slotted as the No. 11 wide receiver in the nation by ESPN.
- Also lettered in basketball, baseball and track.
- As a high school senior, hauled in eight catches for 244 yards,

scoring four times before a season-ending injury. Also passed for three touchdowns. Played on both sides of the ball, tallying 17 tackles with one sack, two forced fumbles and a fumble recovery.

- As a high school junior, totaled 1,090 receiving yards and 12 touchdowns on 45 catches in 2017. Also rushed for 936 yards on 114 carries, scoring 27 touchdowns and helping the team to a 13-2 mark and a berth in the Arkansas 4A state championship game.
- Son of Shafreda Strickland and has one brother and two sisters.
- Follow Burks on X at @TreytonBurks and on Instagram at @treyton_burks13.
- Born Treyton Burks on March 23, 2000 in Flint, Mich.

TREYTON BURKS' GAME-BY-GAME

2022 Tennessee Titans					RECEIVING				
Date	Opp.	W/L	P/S	No	Yds	Avg	Lg	TD	
Sept 11	NYG	L	p	3	55	18.3	27	0	
Sept 19	@ Buf	L	S	4	47	11.8	16	0	
Sept 25	LV	W	p	1	13	13.0	13	0	
Oct 2	@ Ind	W	S	2	14	7.0	8	0	
Oct 9	@ Was	W	IR						
Oct 23	Ind	W	IR						
Oct 30	@ HST	W	IR						
Nov 6	@ KC	L	IR						
Nov 13	Den	W	p	3	24	8.0	15	0	
Nov 17	@ GB	W	S	7	111	15.9	51	0	
Nov 27	Cin	L	p	4	70	17.5	51	0	
Dec 4	@ Phi	L	S	1	25	25.0	25t	1	
Dec 11	Jax	L	IA						
Dec 18	@ LAC	L	IA						
Dec 24	HST	L	p	0	0	-	0	0	
Dec 29	Dal	L	S	4	66	16.5	30	0	
Jan 7	@ Jax	L	S	4	19	4.8	9	0	
Totals		7-10	11/6	33	444	13.5	51	1	

2023 Tennessee Titans					RECEIVING				
Date	Opp.	W/L	P/S	No	Yds	Avg	Lg	TD	
Sept 10	@ NO	L	S	2	18	9.0	14	0	
Sept 17	LAC	W	S	3	76	25.3	70	0	
Sept 24	@ Cle	L	S	1	5	5.0	5	0	
Oct 1	Cin	W	IA						
Oct 8	@ Ind	L	IA						
Oct 15	Bal	L	IA						
Oct 29	Atl	W	S	0	0	-	0	0	
Nov 2	@ Pit	L	S	2	23	11.5	21	0	
Nov 12	@ TB	L	IA						
Nov 19	@ Jax	L	IA						

Nov 26	Car	W	IA						
Dec 3	Ind	L	p	0	0	-	0	0	
Dec 11	@ Mia	W	S	1	1	1.0	1	0	
Dec 17	HST	L	S	3	62	20.7	37	0	
Dec 24	Sea	L	S	2	25	12.5	13	0	
Dec 31	@ HST	L	p	2	11	5.5	7	0	
Jan 7	Jax	W	S	0	0	-	0	0	
Totals		6-11	11/9	16	221	13.8	70	0	

2024 Tennessee Titans					RECEIVING				
Date	Opp.	W/L	P/S	No	Yds	Avg	Lg	TD	
Sept 8	@ Chi	L	p	1	2	2.0	2	0	
Sept 15	NYJ	L	p	0	0	-	0	0	
Sept 22	GB	L	S	1	9	9.0	9	0	
Sept 30	@ Mia	W	S	1	13	13.0	13	0	
Oct 13	Ind	L	p	1	10	10.0	10	0	
Oct 20	@ Buf								Placed on injured reserve on Oct. 19
Oct 27	@ Det								
Nov 3	NE								
Nov 10	@ LAC								
Nov 17	Min								
Nov 24	@ HST								
Dec 1	@ Was								
Dec 8	Jax								
Dec 15	Cin								
Dec 22	@ Ind								
Dec 29	@ Jax								
Jan 5	HST								
Totals		1-4	5/2	4	34	8.5	13	0	



TREYLON BURKS' NFL STATISTICS

REGULAR SEASON

Year	Team	REGULAR SEASON		RECEIVING					RUSHING				
		GP	GS	No	Yds	Avg	Lg	TD	Att	Yds	Avg	Lg	TD
2022	Tennessee	11	6	33	444	13.5	51	1	4	47	11.8	20	0
2023	Tennessee	11	9	16	221	13.8	70	0	5	18	3.6	9	0
2024	Tennessee	5	2	4	34	8.5	13	0	2	1	0.5	6	0
NFL Totals		27	17	53	699	13.2	70	1	11	66	6.0	20	0

Single-Game Highs

Receptions - 7 at Green Bay (11/17/22)
 Receiving Yards - 111 at Green Bay (11/17/22)
 Long Reception - 70 vs. L.A. Chargers (9/17/23)
 Receiving Touchdowns - 1 at Philadelphia (12/4/22)
 Rushes - 2 at Chicago (9/8/24)
 Rushing Yards - 20 vs. Dallas (12/29/22)
 Long Rush - 20 vs. Dallas (12/29/22)

Additional Career Statistics

Fumble Recoveries - 1 (2022)
 Fumble Recoveries for Touchdowns - 1 (2022)
 Misc. Tackles - 1 (2024)

58 AMARI BURNEY

LINEBACKER • 6'2" • 228 LBS

COLLEGE: FLORIDA • ACQUIRED: WAIVERS (LV) - 2025

NFL EXPERIENCE (NFL/TITANS): 3/1 • HOMETOWN: ST. PETERSBURG, FLA.

GAMES PLAYED/GAMES STARTED: 24/1 (PLAYOFFS: 0/0)



PRO: The Titans acquired Amari Burney off waivers from the Las Vegas Raiders during the 2025 offseason to add depth and experience to the linebacker room. The Florida product originally entered the NFL as a sixth-round draft pick (203rd overall) by the Las Vegas Raiders in the 2023 NFL Draft. The 6-foot-2-inch, 228-pound linebacker spent the first two seasons of his career with the Raiders. In 2024, Burney saw action in 17 games and totaled 13 tackles, including three tackles for loss, one forced fumble and one sack.

TITANS TIDBITS:

- Burney's cousin, Brandon Facyson, plays for the Las Vegas Raiders.

CAREER TRANSACTIONS:

- The St. Petersburg, Fla., native was selected by the Las Vegas Raiders in the sixth round (203rd overall) of the 2023 NFL Draft.
- Waived by the Raiders on May 12, 2025.
- Claimed off waivers by the Titans on May 13, 2025.

SEASON RECAPS:

2024 (17/0 - Las Vegas): Saw action in a career-high 17 games. Tallied 13 tackles, including three stops for loss, one forced fumble and one sack.

- At Tampa Bay (12/8), tallied one sack and one forced fumble. The fumble was recovered by the Raiders and led to a Las Vegas touchdown.
- Against L.A. Chargers (1/5), registered four tackles and one tackle for loss.

2023 (7/1 - Las Vegas): Appeared in seven games and made one start. Recorded 14 tackles and added an additional tackle on special teams.

- At Detroit (10/30), made NFL debut and recorded five tackles. Added one tackle on special teams.
- Against N.Y. Giants (11/5), made his first career start at linebacker and recorded six tackles.
- Against L.A. Chargers (12/10), recorded two tackles.

COLLEGE:

- During five playing seasons at Florida (2018-22), Burney appeared in 58 games with 22 starts. He recorded 223 tackles, 15 tackles for loss, seven sacks, 12 pass defended, four interceptions, two forced fumbles and two fumble recoveries.
- As a graduate (2022), started in all 13 games. Finished the season with 79 tackles, nine tackles for loss, four sacks, two forced fumbles, a fumble recovery, four passes defended, four quarterback hurries and two interceptions.
- As a senior (2021), appeared in all 13 games and made two starts. Finished with 44 tackles and three passes defended. Named to SEC Fall Academic Honor Roll.
- As a junior (2020), appeared in all 12 games with four starts. Finished fourth on the team with 52 tackles. Added two sacks and three stops for loss.
- As a sophomore (2019), appeared in eight games, making three starts. Finished seventh on the squad with 37 tackles. Credited with one tackle for loss.
- As a freshman (2017), appeared in 12 games as a reserve defensive back and was a key member of Florida's special teams unit. Totaled 11 tackles, two tackles for loss, one sack, two pass breakups and one quarterback hurry on the season.
- Graduated with a bachelor's degree in education sciences from Florida.

PERSONAL:

- Attended Calvary Christian (Clearwater, Fla.) High School his senior year after transferring from Clearwater Central Catholic (Fla.).
- Played three seasons at both wide receiver and safety. Defensively, totaled 182 career tackles, three interceptions, 23 pass defended, two sacks, three forced fumbles, three fumble recoveries, and three defensive touchdowns. Offensively, he recorded 992 receiving yards and 12 touchdowns on 54 receptions.
- Follow Burney on X at @amari_burney and on Instagram at @amari_burney.
- Born Amari Burney on June 19, 2000 in St. Petersburg, Fla.

AMARI BURNEY'S NFL STATISTICS

REGULAR SEASON		TACKLES										INTERCEPTIONS					FUMBLES			
Year	Team	GP	GS	Tot	Solo	Asst	Sk	Yds	QBP	TFL		No	Yds	Lg	TD	PD	FF	FR	Yds	SpT
2023	LV	7	1	14	9	5	0.0	0.0	3	0		0	0	0	0	0	0	0	0	0
2024	LV	17	0	13	8	5	1.0	11.0	3	3		0	0	0	0	0	1	0	0	0
NFL Totals		24	1	27	17	10	1.0	11.0	6	3		0	0	0	0	0	1	0	0	0

Single-Game Highs

Tackles - 6 vs. N.Y. Giants (11/5/23)

Tackles for Loss - 1 (Three times, last vs L.A. Chargers 1/5/25)

Forced Fumbles - 1 at Tampa Bay (12/8/24)

36 JULIUS CHESTNUT

RUNNING BACK • 5'11" • 228 LBS

COLLEGE: SACRED HEART • ACQUIRED: FREE AGENT - 2022

NFL EXPERIENCE (NFL/TITANS): 4/4 • HOMETOWN: BOWIE, MD.

GAMES PLAYED/GAMES STARTED: 26/0 (PLAYOFFS: 0/0)



PRO: The Titans signed Julius Chestnut as an undrafted free agent following the 2022 NFL Draft to provide depth to the running back rotation. The 5-foot-11-inch, 228-pounder possesses excellent play strength as a bigger-bodied running back and also adds value on special teams. In 2024, he set career highs with 22 carries for 102 yards and ranked second on the team with 13 kickoff returns for 337 yards. The Bowie, Md., native logged 593 carries for 3,467 yards (5.8-yard avg.) and 29 touchdowns over four seasons at Sacred Heart (2018-21).

CAREER HIGHLIGHTS:

- In the Titans' 2024 season opener at Chicago, Chestnut recorded his first career fumble recovery, jumping on a Velus Jones muffed kick in the first quarter.
- In 2021, Chestnut averaged 205.2 all-purpose yards per contest, which ranked first in the FCS.
- As a sophomore in 2019, Chestnut set career-highs with 293 carries for 1,495 yards and 11 touchdowns. His 1,495 rushing yards were the second-most in program history and third-most in the nation.

TITANS TIDBITS:

- While at Sacred Heart, Chestnut interned for the school's athletic department and assisted with statistical analysis, marketing, and ticket sales.
- His father, Keith, owns a landscaping company. Throughout high school and college summer breaks, Chestnut would wake up at 5 a.m. to help load trucks and lay mulch.
- Despite having the opportunity to enter the transfer portal and play for a larger program, Chestnut chose to remain at FCS-level Sacred Heart because of his relationships at the school and within the program. "Everybody thinks about it," Chestnut said. "But I was like, why would I leave a place where people love me and care about me? If I left, would I get the same love that I get here? I don't think so. The coaches care about me — and I care about them, as well. I've made a lot of good friends here, met a lot of good people, and there are a lot of connections I can make in the outside world from here. So I was like, no — no way I can do that."
- In 2022, Chestnut became the second player from Sacred Heart University to appear in an NFL game, joining former Bills defensive back Jon Corto (2008-10).

CAREER TRANSACTIONS:

- The Bowie, Md., native was signed by the Titans as an undrafted free agent on May 13, 2022.
- Waived by the Titans on Oct. 1, 2022 and signed to the team's practice squad two days later.
- Activated from the practice squad to the active roster standard elevation on Dec. 3, 2022.
- Activated from the practice squad to the active roster standard elevation on Dec. 10, 2022.
- Signed by the Titans to their active roster from the practice squad on Dec. 17, 2022.

SEASON RECAPS:

2024 (17/0): Played as a reserve in all 17 games for the first time in his career. Rushed 22 times for a career-best 102 yards. Caught two passes for 11 yards. Set career-highs with 13 kickoff returns and 337 kickoff return yards. Registered a tackle and a fumble recovery on special teams coverage units.

- At Chicago (9/8), played as a reserve on special teams and collected a

fumble recovery on coverage units. Gave the Titans great field position by pouncing on a Bears fumble at the Chicago 32-yard line during a kickoff return late in the first quarter.

- At Detroit (10/27), played as a reserve at running back and rushed a career-best seven times for a career-high 32 yards.
- Against New England (11/3), saw action as a reserve at running back and carried the ball five times for 22 yards. Had a highlight 12-yard run when he hurdled a Patriots defender before being forced out of bounds inside the five-yard line.
- At Houston (11/24), played as a reserve at running back and rushed once for three yards, while catching one pass for two yards. Returned three kickoffs for a then career-high 91 yards with a long return of 39 yards. Kick-started the Titans' opening scoring drive with a 39-yard kickoff return in the first quarter.

2023 (3/0): Saw action as a reserve in the first three games and collected two special teams stops. Placed on injured reserve on Sept. 26 and missed the final 14 games of the regular season. Led the team in special teams tackles once in 2023 (vs. LAC).

- At New Orleans (9/10), saw action as a reserve at running back and on special teams.
- Against L.A. Chargers (9/17), led the team with two special teams tackles on coverage units.
- At Cleveland (9/24), saw limited action on special teams before leaving the game with an injury in the first quarter.

2022 (6/0): Saw action in six games as a reserve at running back during his rookie campaign. Rushed nine times for 12 yards and caught three passes for 41 yards. Returned 10 kickoffs for 215 yards. Was inactive for the first three games of the season. Spent eight contests on the team's practice squad. Played in his first career NFL contest at Philadelphia (12/4/22).

- At Philadelphia (12/4), made his NFL debut as a reserve at running back and on special teams. Carried the ball five times for 13 yards.
- Against Jacksonville (12/11), played as a reserve at running back and caught two passes for eight yards out of the backfield. Returned two kickoffs for 53 yards with a long return of 33 yards.
- Against Houston (12/24), returned four kickoffs for 85 yards.
- Against Dallas (12/29), played as a reserve at running back and rushed four times for minus one yard. Hauled in a reception for 33 yards. Returned one kickoff for 25 yards. Set up the Titans' first field goal with a 33-yard gain on a screen pass in the second quarter.
- At Jacksonville (1/7), saw action on special teams and returned two kickoffs for 46 yards.

COLLEGE:

- Appeared in 32 games over four seasons at Sacred Heart (2018-21) and logged 593 carries for 3,467 yards (5.8-yard avg.), including a career-long 86-yard carry, with 29 touchdowns. Made 28 receptions for 412 yards (14.7-yard avg.) and five scores. Added 10 kick returns for 108 yards and two punt returns for 10 yards.
- As a senior (2021), played in five games and posted 91 rushes for 542 yards (6.0-yard avg.) and three touchdowns. Recorded a season-long rush of 39 yards. Caught two passes for 15 yards.
- As a junior (2020), appeared in four games and rushed 93 times for 717 yards (7.7-yard avg.) and eight scores. Posted a season-long rush of 69 yards and averaged 205.2 all-purpose yards per contest which led the FCS. Added eight catches for 171 yards and three touchdowns



including a career-long 60-yard reception. Earned first-team All-American recognition by AP and FCS. Named Northeast Conference Offensive Player of the Year.

- As a sophomore (2019), saw action in 12 games and set career-highs with 293 carries for 1,495 yards and 11 touchdowns. His 1,495 rushing yards were the second-most in program history and third-most in the nation. Logged a career-long 86-yard rush. Also caught a career-high 14 passes for a career-best 179 yards and two scores and added two punt returns for 10 yards. Earned third-team All-American recognition by AP and first-team All-NEC honors. Recorded 100-yard rushing games in nine contests.
- As a freshman (2018), played in 11 games and rushed 116 times for 713 yards with seven touchdowns. Rushed for a season-long gain of 75 yards. Made four catches for 47 yards and added 10 kick returns for 108 yards including a long of 29 yards. Also made six tackles and one forced fumble on defense. Named the NEC Offensive Rookie of the Year.
- Graduated from Sacred Heart in May 2022 with a degree in economics.

PERSONAL:

- Attended Archbishop Spalding (Md.) High School where he carried the ball 133 times for 817 yards and 13 touchdowns as a senior.
- Son of Nichelle and Keith Chestnut.
- Has one older sister, Torri.
- Follow Chestnut on Instagram at @j.chestnut7 and on X at @juliuschestnut.
- Born Julius Chestnut on Oct. 26, 2000 in Bowie, Md.

JULIUS CHESTNUT'S GAME-BY-GAME

2022 Tennessee Titans				RUSHING					RECEIVING				
Date	Opp	W/L	P/S	Att	Yds	Avg	Lg	TD	No	Yds	Avg	Lg	TD
Sept 11	NYG	L	IA										
Sept 19	@ Buf	L	IA										
Sept 25	LV	W	IA										
Oct 2	@ Ind	W	PS										
Oct 9	@ Was	W	PS										
Oct 23	Ind	W	PS										
Oct 30	@ HST	W	PS										
Nov 6	@ KC	L	PS										
Nov 13	Den	W	PS										
Nov 17	@ GB	W	PS										
Nov 27	Cin	L	PS										
Dec 4	@ Phi	L	p	5	13	2.6	5	0	0	0	-	0	0
Dec 11	Jax	L	p	0	0	-	0	0	2	8	4.0	4	0
Dec 18	@ LAC	L	p	0	0	-	0	0	0	0	-	0	0
Dec 24	HST	L	p	0	0	-	0	0	0	0	-	0	0
Dec 29	Dal	L	p	4	-1	-0.3	1	0	1	33	33.0	33	0
Jan 7	@ Jax	L	p	0	0	-	0	0	0	0	-	0	0
Totals		7-10	6/0	9	12	1.3	5	0	3	41	13.7	33	0

2023 Tennessee Titans				RUSHING					RECEIVING				
Date	Opp	W/L	P/S	Att	Yds	Avg	Lg	TD	No	Yds	Avg	Lg	TD
Sept 10	@ NO	L	p	0	0	-	0	0	0	0	-	0	0
Sept 17	LAC	W	p	0	0	-	0	0	0	0	-	0	0
Sept 24	@ Cle	L	p	0	0	-	0	0	0	0	-	0	0
Oct 1	Cin			Placed on injured reserve on Sept. 26									
Totals		1-2	3/0	0	0	-	0	0	0	0	-	0	0

2024 Tennessee Titans				RUSHING					RECEIVING				
Date	Opp	W/L	P/S	Att	Yds	Avg	Lg	TD	No	Yds	Avg	Lg	TD
Sept 8	@ Chi	L	p	0	0	-	0	0	0	0	-	0	0
Sept 15	NYJ	L	p	0	0	-	0	0	0	0	-	0	0
Sept 22	GB	L	p	0	0	-	0	0	0	0	-	0	0
Sept 30	@ Mia	W	p	0	0	-	0	0	0	0	-	0	0
Oct 13	Ind	L	p	1	2	2.0	2	0	0	0	-	0	0
Oct 20	@ Buf	L	p	3	15	5.0	8	0	1	9	9.0	9	0
Oct 27	@ Det	L	p	7	32	4.6	9	0	0	0	-	0	0
Nov 3	NE	W	p	5	22	4.4	12	0	0	0	-	0	0
Nov 10	@ LAC	L	p	0	0	-	0	0	0	0	-	0	0
Nov 17	Min	L	p	0	0	-	0	0	0	0	-	0	0
Nov 24	@ HST	W	p	1	3	3.0	3	0	1	2	2.0	2	0
Dec 1	@ Was	L	p	0	0	-	0	0	0	0	-	0	0
Dec 8	Jax	L	p	0	0	-	0	0	0	0	-	0	0
Dec 15	Cin	L	p	0	0	-	0	0	0	0	-	0	0
Dec 22	@ Ind	L	p	0	0	-	0	0	0	0	-	0	0
Dec 29	@ Jax	L	p	3	17	5.7	9	0	0	0	-	0	0
Jan 5	HST	L	p	2	11	5.5	8	0	0	0	-	0	0
Totals		3-14	17/0	22	102	4.6	12	0	2	11	5.5	9	0



JULIUS CHESTNUT'S NFL STATISTICS

REGULAR SEASON

				RUSHING					RECEIVING				
Year	Team	GP	GS	No	Yds	Avg	Lg	TD	Att	Yds	Avg	Lg	TD
2022	Tennessee	6	0	9	12	1.3	5	0	3	41	13.7	33	0
2023	Tennessee	3	0	0	0	-	0	0	0	0	-	0	0
2024	Tennessee	17	0	22	102	4.6	12	0	2	11	5.5	9	0
NFL Totals		26	0	31	114	3.7	12	0	5	52	10.4	33	0

REGULAR SEASON

REGULAR SEASON		PUNT RETURNS						KICKOFF RETURNS				
Year	Team	No	FC	Yds	Avg	Lg	TD	No	Yds	Avg	Lg	TD
2022	Tennessee	0	0	0	-	0	0	10	215	21.5	33	0
2024	Tennessee	0	0	0	-	0	0	13	337	25.9	39	0
NFL Totals		0	0	0	-	0	0	23	552	24.0	39	0

Single-Game Highs

Rushes - 7 at Detroit (10/27/24)
 Rushing Yards - 32 at Detroit (10/27/24)
 Long Rush - 12 vs. New England (11/3/24)
 Receptions - 2 vs. Jacksonville (12/11/22)
 Receiving Yards - 33 vs. Dallas (12/29/22)
 Long Reception - 33 vs. Dallas (12/29/22)
 Kickoff Returns - 4 (Twice, last at Washington 12/1/24)
 Kickoff Return Yards - 96 at Washington (12/1/24)
 Long Kickoff Return - 39 at Houston (11/24/24)

Additional Statistics

Special Teams Tackles - 2 (2023), 1 (2024)
 Special Teams Fumble Recoveries - 1 (2024)
 Misc. Tackles - 1 (2024)

91 KEONDRE COBURN

DEFENSIVE LINEMAN • 6'2" • 332 LBS

COLLEGE: TEXAS • ACQUIRED: FREE AGENT - 2023

NFL EXPERIENCE (NFL/TITANS): 3/3 • HOMETOWN: HOUSTON, TEXAS

GAMES PLAYED/GAMES STARTED: 20/1 (PLAYOFFS: 0/0)



PRO: The Titans signed Keondre Coburn late in the 2023 campaign to add depth and experience to the defensive front. With 20 games of NFL experience entering 2025, he has tallied 22 total tackles, five quarterback pressures and one tackle for loss. The 6-foot-2-inch, 332-pounder was originally drafted by the Kansas City Chiefs in 2023 and appeared in one game with the club. The University of Texas product has also spent time with the Denver Broncos.

CAREER HIGHLIGHTS:

- In 2024, Coburn played in a career high 15 games while notching 14 tackles.
- Played in the final four games of the 2023 season with the Titans and recorded a single-game high of four tackles at Houston (12/31/23).
- At Texas, was named second-team All-Big 12 by the league's coaches and the Associated Press in 2022.

TITANS TIDBITS:

- Coburn considers Titans nose tackle T'Vondre Sweat a brother after playing together at the University of Texas. Sweat looks up to Coburn as a mentor.
- Coburn's daughter was born just days before he was drafted by the Kansas City Chiefs in 2023.
- Coburn's hidden talents include singing, dancing and playing board and video games.
- Coburn's go-to karaoke song is "Candy Rain" by Soul For Real and his favorite games are Uno, Monopoly and Connect 4.

CAREER TRANSACTIONS:

- The Houston, Texas, native was originally selected by the Kansas City Chiefs in the sixth round (194th overall) of the 2023 NFL Draft.
- Waived by the Chiefs on Oct. 19, 2023.
- Claimed off waivers by the Denver Broncos on Oct. 20, 2023.
- Waived by the Broncos on Nov. 14, 2023.
- Signed by the Chiefs to their practice squad on Nov. 16, 2023.
- Signed by the Titans to their active roster from the Chiefs' practice squad on Dec. 13, 2023.

SEASON RECAPS:

- 2024 (15/1 - Tennessee):** Saw action in 15 games with one start and collected a career-best 14 tackles to go along with two quarterback pressures. Was inactive for two contests.
- At Chicago (9/8), played as a reserve on the defensive front and posted a tackle and a quarterback pressure. Created the initial pressure allowing Sebastian Joseph-Day to drop Caleb Williams for a 19-yard sack in the opening quarter.
 - Against Green Bay (9/22), played as a reserve at nose tackle and notched a tackle. Combined with Ernest Jones IV to stuff Chris Brooks for no gain on a rush up the middle late in the fourth quarter.
 - At Miami (9/30), made his first career NFL start at defensive tackle but left the game early in the first quarter with an injury.
 - At Washington (12/1), saw action as a reserve on the defensive line and recorded three tackles.
 - At Indianapolis (12/22), played as a reserve at defensive tackle and collected a tackle with a quarterback pressure.
 - At Jacksonville (12/29), saw action as a reserve on the defensive front and totaled two tackles.
 - Against Houston (1/5), played as a reserve at nose tackle and recorded three tackles. Teamed with Ali Gaye to stop Dameon Pierce for a one-

yard loss on a rush up the middle in the third quarter.

2023 (1/0 - Kansas City; 0/0 - Denver; 4/0 - Tennessee): Played as a reserve in four games with the Titans and registered seven tackles with three quarterback pressures. Saw action as a reserve in one contest with the Chiefs and collected a tackle for loss. Was inactive for five games with the Chiefs and spent four contests on the Chiefs' practice squad. Was inactive for three games with the Broncos. Made his NFL debut against Detroit (9/7/23).

- Against Houston (12/17), made his Titans debut as a reserve at defensive tackle and tallied a tackle to go along with a quarterback pressure.
- Against Seattle (12/24), saw action as a reserve on the defensive front and produced a tackle with a quarterback pressure.
- At Houston (12/31), played as a reserve at defensive tackle and recorded a career-high four tackles with a quarterback pressure. Teamed with Azeez Al-Shaair to stop Dameon Pierce for no gain on a rush off right tackle in the second quarter. Combined with Harold Landry III to stuff Pierce for a one-yard loss on a rush up the middle in the fourth quarter.
- Against Jacksonville (1/7), saw action as a reserve on the defensive front and collected a tackle.

COLLEGE:

- Was a five-year defensive lineman who played in 51 career games with 45 starts at Texas and was named second-team All-Big 12 by the league's coaches and the Associated Press in 2022.
- As a senior (2022), played in 13 games with 12 starts and totaled 28 tackles, three tackles for loss, 1.5 sacks, a forced fumble and two quarterback hurries. Selected second-team All-Big 12 by both the Big 12 Conference head coaches and the Associated Press. Was tabbed honorable mention Big 12 Defensive Lineman of the Year by the league's coaches.
- As a junior (2021), saw action in all 12 games with 11 starts and registered 15 tackles, two tackles for loss, a sack, a quarterback hurry and collected his first career blocked kick. Earned All-Big 12 honorable mention.
- As a sophomore (2020), started all 10 games and logged 25 tackles, 4.5 tackles for loss, a sack, two pass breakups and a quarterback hurry. Earned All-Big 12 honorable mention.
- As a redshirt freshman (2019), played in all 13 games with 12 starts and made 26 tackles, including 18 solo stops, 4.5 tackles for loss, two sacks and a forced fumble.
- As a freshman (2018), played in three games to maintain a redshirt and collected two tackles.
- Majored in sport management at Texas.

PERSONAL:

- Attended Westfield (Texas) High School where he was an All-American and three-time all-district honoree.
- Played in the 2018 Under Armour All-America Game and earned Defensive Player of the Year honors from the Touchdown Club of Houston in 2017.
- Named District 16-6A Defensive MVP and first-team all-district. Named first-team "Tops in Texas," and chosen to the 2017 Super Team by Dave Campbell's Texas Football.
- Named first-team All-State by the TWSA and honorable mention All-State by the Associated Press in 2017 after recording 56 tackles, including 20 tackles for loss, 7.5 sacks, two forced fumbles, four pressures and two



- passes batted down as a senior.
- Tabbed honorable mention 6A All-State by the Texas Sports Writers Association, first-team All-District 16-6A, first-team All-Greater Houston by the Houston Chronicle in 2016. Helped Westfield to a 10-4 overall record, including a 7-0 district mark, a district title, and an appearance in 6A Division II state quarterfinals in 2016.
 - Unanimously chosen Defensive Newcomer of the Year in District 16-5A in 2015. Collected 26 tackles, two tackles for loss, a sack and five pressures as a sophomore. Helped Westfield to a 10-2 overall record, including a 6-1 district mark, a share of the district title, and an appearance in the 6A Division II area playoffs.
 - Transferred to Westfield after playing his freshman season at Oak Ridge.
 - He and his wife, Raven, have one daughter, River.
 - Son of Andre Coburn and Jemimah Allen.
 - Siblings are Tre, Andre, Jordan, Klee, Sequoia, Arin and Sanaiya.
 - Follow Coburn on Instagram at @thekeondre99.
 - Born Keondre Coburn on May 23, 2000 in Los Angeles, Calif.

KEONDRE COBURN'S GAME-BY-GAME

2023 Kansas City Chiefs															
Date	Opp	W/L	P/S	Tot	Solo	Asst	Sk	- Yds	QBP	TFL	Int	- Yds	-TD	PD	FF
Sep 7	Det	L	p	1	1	0	0.0	0.0	0	1	0	0	0	0	0
Totals		0-1	1/0	1	1	0	0.0	0.0	0	1	0	0	0	0	0
2023 Tennessee Titans															
Date	Opp	W/L	P/S	Tot	Solo	Asst	Sk	- Yds	QBP	TFL	Int	- Yds	-TD	PD	FF
Dec 17	Hst	L	p	1	0	1	0.0	0.0	1	0	0	0	0	0	0
Dec 24	Sea	L	p	1	0	1	0.0	0.0	1	0	0	0	0	0	0
Dec 31	@ Hst	L	p	4	2	2	0.0	0.0	1	0	0	0	0	0	0
Jan 7	Jax	W	p	1	0	1	0.0	0.0	0	0	0	0	0	0	0
Totals		1-3	4/0	7	2	5	0.0	0.0	3	0	0	0	0	0	0
2024 Tennessee Titans															
Date	Opp	W/L	P/S	Tot	Solo	Asst	Sk	- Yds	QBP	TFL	Int	- Yds	-TD	PD	FF
Sep 8	@ Chi	L	p	1	0	1	0.0	0.0	1	0	0	0	0	0	0
Sep 15	NYJ	L	p	0	0	0	0.0	0.0	0	0	0	0	0	0	0
Sep 22	GB	L	p	1	0	1	0.0	0.0	0	0	0	0	0	0	0
Sep 30	@ Mia	W	S	0	0	0	0.0	0.0	0	0	0	0	0	0	0
Oct 13	Ind	L	IA												
Oct 20	@ Buf	L	IA												
Oct 27	@ Det	L	p	0	0	0	0.0	0.0	0	0	0	0	0	0	0
Nov 3	NE	W	p	0	0	0	0.0	0.0	0	0	0	0	0	0	0
Nov 10	@ LAC	L	p	1	1	0	0.0	0.0	0	0	0	0	0	0	0
Nov 17	Min	L	p	1	1	0	0.0	0.0	0	0	0	0	0	0	0
Nov 24	@ Hst	W	p	0	0	0	0.0	0.0	0	0	0	0	0	0	0
Dec 1	@ Was	L	p	3	2	1	0.0	0.0	0	0	0	0	0	0	0
Dec 8	Jax	L	p	1	1	0	0.0	0.0	0	0	0	0	0	0	0
Dec 15	Cin	L	p	0	0	0	0.0	0.0	0	0	0	0	0	0	0
Dec 22	@ Ind	L	p	1	0	1	0.0	0.0	1	0	0	0	0	0	0
Dec 29	@ Jax	L	p	2	2	0	0.0	0.0	0	0	0	0	0	0	0
Jan 5	Hst	L	p	3	0	3	0.0	0.0	0	0	0	0	0	0	0
Totals		3-14	15/1	14	7	7	0.0	0.0	2	0	0	0	0	0	0

KEONDRE COBURN'S NFL STATISTICS

REGULAR SEASON				TACKLES							INTERCEPTIONS						FUMBLES			
Year	Team	GP	GS	Tot	Solo	Asst	Sk	Yds	QBP	TFL	No	Yds	Lg	TD	PD	FF	FR	Yds	SpT	
2023	KC/TEN	5	0	8	3	5	0.0	0.0	3	1	0	0	0	0	0	0	0	0	0	
2024	Tennessee	15	1	14	7	7	0.0	0.0	2	0	0	0	0	0	0	0	0	0	0	
NFL Totals		20	1	22	10	12	0.0	0.0	5	1	0	0	0	0	0	0	0	0	0	
<u>Single-Game Highs</u>																				
Tackles - 4 at Houston (12/31/23)										Quarterback Pressures - 1 (Five times, last at Indianapolis 12/22/24)										
Tackles For Loss - 1 vs. Detroit (9/7/23)																				

46 MORGAN COX

LONG SNAPPER • 6'4" • 233 LBS

COLLEGE: TENNESSEE • ACQUIRED: UNRESTRICTED FREE AGENT (BAL) - 2021

NFL EXPERIENCE (NFL/TITANS): 16/5 • HOMETOWN: COLLIERVILLE, TENN.

GAMES PLAYED/GAMES STARTED: 233/0 (PLAYOFFS: 11/0)



SUPER BOWL: 2012



PRO BOWL: 2015, 2016, 2019, 2020, 2022



CAPTAIN: 2023, 2024

PRO: The Titans signed unrestricted free agent Morgan Cox during the 2021 offseason to add a veteran presence and experience to the long snapping position. In his first 15 NFL seasons, the 6-foot-4-inch, 233-pounder appeared in 233 regular season games, including all 17 games with the Titans in 2021, 2022, 2023 and 2024. The University of Tennessee product is widely considered one of the best at his position in the NFL and has been selected to five Pro Bowls, four as a member of the Baltimore Ravens and one with the Titans in 2022. The Collierville, Tenn., native was originally signed as a rookie free agent by the Ravens following the 2010 NFL Draft.

CAREER HIGHLIGHTS:

- Cox, a five-time Pro Bowler, spent his first 11 NFL seasons (2010-20) with the Baltimore Ravens and appeared in 165 games and 10 postseason contests with the club.
- In 2025, Cox was named the long snapper for ESPN's All Quarter Century Team.
- In 2011, Cox earned the Ravens' Ed Block Courage Award after returning from a significant injury suffered in 2010.
- In 2024, Cox saw action in his 233rd career NFL regular season contest, surpassing Hall of Famer Reggie White for the fourth-most NFL games played by a former University of Tennessee product.

TITANS TIDBITS:

- Cox traveled to Uganda during the 2025 offseason to do missionary work and serve God's Kingdom. Cox joined 12 others on the trip, where the group spent a week assisting those at a village and school that houses 750 kids, ranging from ages from 3 to 22. This marked his second volunteer trip to the country after visiting in 2019.
- March 7, 2013 was proclaimed "Morgan Cox Day" in his hometown of Collierville, Tenn.
- Cox played an integral part in the Baltimore Ravens' social justice initiatives. In 2018, he participated in the announcement of the HVAC donation from the Players' Social Justice Fund at Lakewood Elementary in Baltimore. In 2017, Cox took part in a police ride along with law enforcement officials in West Baltimore to meet with local youth and discuss topics surrounding social justice.
- Cox was an integral figure in the AFC Pro Bowl team's Kick-Tac-Toe victory at the 2023 Pro Bowl. He nailed all three targets from distance to win the competition for his team.
- Cox's wife, Lauren, is an actress and has appeared in Baltimore-filmed TV shows "House of Cards" and "Veep" and on the drama "To-Do."
- Cox served as his high school's newspaper sports editor his final two years at Evangelical Christian High School in Memphis.

CAREER TRANSACTIONS:

- The Collierville, Tenn., native was originally signed by the Baltimore Ravens as a rookie free agent on May 6, 2010.
- Signed by the Titans as an unrestricted free agent on March 19, 2021.

SEASON RECAPS:

2024 (17/0 - Tennessee): Appeared in every game of the season for the 12th time in his career and his fourth consecutive season for the Titans. Registered a career-best three special teams tackles. Helped Nick Folk post a 95.5 percent accuracy on field goals which led the NFL in 2024.

Assisted Ryan Stonehouse in averaging 50.6 yards per punt which ranked third in the NFL in 2024. Led the team in special teams tackles once in 2024 (at MIA). Selected as a team captain by his teammates.

- At Miami (9/30), served as the team's long snapper and executed the snaps for Nick Folk's five field goals and two extra point makes. Led the team with a special teams stop on coverage units.
- At Buffalo (10/20), played as a reserve at long snapper and posted a special teams tackle.
- Against New England (11/3), executed all of his snaps, including for Nick Folk's 25-yard game-winning field goal in overtime.
- At Houston (11/24), executed all of his snaps, including for all three of Nick Folk's 50-plus yard field goals. Notched a special teams tackle on coverage units.
- Against Houston (1/5), played as a reserve at long snapper. Appeared in his 233rd career game, surpassing Hall of Famer Reggie White for the fourth-most NFL games played by a former University of Tennessee product.

2023 (17/0 - Tennessee): Appeared in all 17 games for the third consecutive season with the Titans and posted a special teams stop. Helped Nick Folk set a career-high with 96.7 percent accuracy on field goals which led the NFL in 2023. Assisted Ryan Stonehouse in averaging a league-high 53.1 yards per punt in 2023. Selected as a captain by his teammates. Played in his 200th career regular season game at New Orleans (9/10/23).

- At New Orleans (9/10), served as the team's long snapper in his 200th career regular season contest.
- Against L.A. Chargers (9/17), executed all of his snaps, including for Nick Folk's 41-yard game-winning field goal in overtime.
- At Pittsburgh (11/2), executed all of his snaps, including for Nick Folk's record-breaking 36-yard field goal in the first quarter which set a new NFL mark for the most consecutive field goals made under 40 yards (71).
- Against Carolina (11/26), executed all of his snaps, including for Nick Folk's 53-yard field goal just before halftime.
- Against Houston (12/17), saw action as a reserve at long snapper and tallied a special teams stop on coverage units.

2022 (17/0 - Tennessee): Named to his fifth career Pro Bowl after playing in all 17 games as the long snapper. Collected a special teams stop.

- Against Indianapolis (10/23), executed all of his snaps, including on all four of Randy Bullock's field goals.
- At Houston (10/30), served as the team's long snapper appearing in his 200th combined regular season (189) and postseason (11) game.
- Against Houston (12/24), saw action as a reserve at long snapper and registered a special teams tackle on coverage units.

2021 (17/0, 1/0 - Tennessee): Saw action in all 17 games at long snapper in his first season with the Titans. Registered a special teams tackle. Played as a reserve in the postseason contest.

- Against Arizona (9/12), made his Titans debut handling snapping duties.
- At Seattle (9/19), served as the team's long snapper and produced the snap for Randy Bullock's game-winning 36-yard field goal in overtime.
- At Indianapolis (10/31), saw action as the team's long snapper and executed the snap for Randy Bullock's game-winning 44-yard field goal



in overtime.

- Against New Orleans (11/14), saw action as a reserve at long snapper in his 175th career regular season contest.
- At New England (11/28), saw action at long snapper and collected a special teams tackle on coverage units.
- Against San Francisco (12/23), saw action as the team's long snapper and executed the snap for Randy Bullock's game-winning 44-yard field goal.
- Against Miami (1/2), served as the team's long snapper and executed the snaps for Randy Bullock's two field goals and four extra point makes.
- Against Cincinnati (1/22), played as a reserve at long snapper in his 11th career postseason contest.

2020 (15/0, 2/0 - Baltimore): Earned his fourth career Pro Bowl selection, helped Justin Tucker record his fifth consecutive season with at least 130 points, tying the NFL record of consecutive seasons with 130-plus points. Tucker connected on 26 of 29 field goals (89.7 percent) and was 52 of 53 on extra points (98.1 percent). Also snapped on all 51 of Sam Koch's 51 punts, who produced a 44.5 gross average and 42.5 net average. Koch was the NFL's only punter to place at least 20 punts (22) inside in the 20-yard line and have no more than one touchback.

- At Cleveland (12/14), snapped to holder Sam Koch on Justin Tucker's 55-yard game-winning field goal with two seconds remaining to give Baltimore a 45-42 lead in the victory.
- At Tennessee (1/10), snapped for Justin Tucker who drilled two of three field goals, including a 51-yarder to give Baltimore a 20-13 lead in the fourth quarter.

2019 (16/0, 1/0 - Baltimore): Selected to his third career Pro Bowl. Saw action in all 16 games and helped Justin Tucker record his fourth consecutive season scoring 141 points, connecting on 28 of 29 field goal attempts and 57 of 59 extra points. The Ravens produced the NFL's No. 1 scoring offense (33.2 ppg) and set a franchise record for points (531).

- Against Arizona (9/15), snapped for Justin Tucker to connect on all three field goal attempts, hitting from 33, 28 and 51 yards in the 23-17 win.
- At Pittsburgh (10/6), snapped for Justin Tucker, who kicked a 46-yard field goal in overtime to seal the Ravens' victory in the 26-23 win.
- Against Cincinnati (10/13), snapped for Justin Tucker, who booted a 40-yard field goal to become the fastest kicker in NFL history (118 games) to score 1,000 career points in the 23-17 victory.
- Against San Francisco (12/1), snapped for Justin Tucker, who nailed a 49-yard boot that marked his second game-winning field goal of the season.

2018 (16/0, 1/0 - Baltimore): Played in all 16 games and snapped on 65 punts, 36 extra points and 39 field goal attempts, helping the Ravens once again produce one of the NFL's top kicking units with Sam Koch and Justin Tucker. Also posted a special teams tackle.

- Against Buffalo (9/9), snapped on two made field goals from Justin Tucker and helped Sam Koch register five punts for 257 yards (51.4 gross avg.), including three punts inside the 20, in the 47-3 season-opening win.
- Against Denver (9/23), snapped on each of Justin Tucker's two 52-yard field goals in the 27-14 win, which gave Tucker six-career games with multiple 50-plus-yard field goals, the most in NFL history.
- At L.A. Chargers (12/22), snapped on three made field goals, including a season-long-tying 56-yarder from Justin Tucker. Recorded a special teams tackle in the victory.

2017 (16/0 - Baltimore): Appeared in all 16 games. Snapped on punts and kicks, helping Sam Koch place a franchise-record and NFL-best 40 punts inside the 20-yard line and Justin Tucker make 34 of 37 field goals (91.9 percent), tying his franchise record of 141 points.

- At Cincinnati (9/10), snapped on two made field goals from Justin Tucker and helped Sam Koch register six punts for 250 yards (41.3 gross avg), including two punts inside the 20-yard line, in the 20-0 season-opening victory.
- Against Chicago (10/15), handled snapping duties, helping Justin Tucker connect on three field goals and Sam Koch boot seven punts for 386 yards (55.0 avg.).
- At Minnesota (10/22), snapped on three made field goals, including a season-long 57-yarder from Justin Tucker. Added a special teams tackle on coverage.
- At Green Bay (11/19), served as the long snapper and helped Sam Koch place five of seven punts inside the 20, in a shutout victory.
- At Cleveland (12/17), handled snapping duties, helping Sam Koch place

four punts inside the 20-yard line, including three punts inside the five-yard line.

2016 (16/0 - Baltimore): Earned his second straight Pro Bowl nod after handling all snapping duties and helping Justin Tucker score a franchise-record 141 points by connecting on 37 of 38 field goal attempts (lone miss was a block), including 10 of 10 from 50-plus yards. Helped Tucker earn a second Pro Bowl invitation and become a unanimous first-team All-Pro selection.

- Against Cincinnati (11/27), snapped on four made field goals from Justin Tucker, who became the first kicker in NFL history to make three field goals of 50-plus yards in the first half of a game.
- Against Philadelphia (12/18), appeared in his 100th career game.

2015 (16/0 - Baltimore): Named to his first career Pro Bowl after snapping on 74 punts, 29 extra points and 40 field goal attempts. Helped Sam Koch earn first career Pro Bowl invite with 46.7 gross and 42.9 net averages.

- At Miami (12/6), snapped on two field goals and an extra point from Justin Tucker, who became the fastest kicker in NFL history to reach the 500-point milestone (60 games).

2014 (7/0 - Baltimore): Saw action in the first seven games of the season, snapping on 21 punts, extra points and 18 field goal attempts, before being placed on injured reserve on Oct. 20.

- Against Atlanta (10/19), snapped on punts, field goal attempts and extra points before leaving the game with a knee injury in the 29-7 victory.

2013 (16/0 - Baltimore): Played in all 16 games for the third consecutive season and snapped on 91 punts, 41 field goal attempts and 26 extra points. Tied a career high with two special teams stops.

- At Detroit (12/16), snapped on a franchise-record six made field goals, including a franchise record 61-yard game-winner by Justin Tucker, in the 18-16 victory.

2012 (16/0, 4/0 - Baltimore): Saw action in all 16 games at long snapper and tied a career-high with two special teams tackles while snapping on 83 punts, 42 extra points and 33 field goal attempts. Played in all four postseason games, snapping on 16 extra points, 22 punts and four field goal attempts in the Ravens' Super Bowl XLVII title run.

- Against Oakland (11/11), snapped on a franchise-record amount of extra points, punts and field goal attempts, and was a part of the successful fake field goal attempt that Sam Koch ran in for a touchdown in the 55-20 win.

2011 (16/0, 2/0 - Baltimore): Saw action in all 16 games for the first time in his career and snapped on 73 punts, 40 extra point attempts and 39 field goal attempts. Appeared as a reserve in both postseason contests.

- Against Pittsburgh (9/11), snapped on punts, field goal attempts and extra points, including a fake punt Sam Koch ran in for a two-point conversion.

2010 (15/0 - Baltimore): Saw action in 15 games and posted two special teams tackles before being placed on injured reserve on Dec. 29 missing the final regular season game.

- At N.Y. Jets (9/13), snapped on six punts and a field goal attempt in his NFL debut.
- At Cleveland (12/26), snapped on three punts, both extra point attempts and two field goal attempts after significantly injuring his knee in the second quarter.

COLLEGE:

- Played 39 games in three seasons as the primary long snapper at Tennessee.
- As a senior (2009), handled long snapper duties on punts, extra points and field goals, the third consecutive year in which he served that role. Often led the charge down field on punts and finished the season with three tackles.
- As a junior (2008), saw action in 12 games. Served as Tennessee's deep snapper for all punts and placements for the second year in a row. Contributed four tackles on special teams, tying for seventh in that category.
- As a sophomore (2007), saw action as the deep snapper in all 14 games and helped placekicker Daniel Lincoln to All-America status and consensus Freshman All-SEC honors.



- As a redshirt freshman (2006), was a squad member.
- As a true freshman (2005), redshirted.
- Graduated with a degree in accounting from Tennessee.

PERSONAL:

- Attended Evangelical Christian (Memphis, Tenn.) High School, helping guide the Eagles to a state championship appearance as a senior and the semifinal game as a junior.
- As a senior, played center and long snapper earning All-State honorable mention and the Memphis Commercial Appeal Best of Preps Award.
- Began his role as the long snapper during his junior season of high school.
- Played on the defensive and offensive lines as a freshman and sophomore.
- Follow Cox on X and Instagram at @morgancox46.
- Born Morgan Cox on April 26, 1986 in Collierville, Tenn.

MORGAN COX'S NFL STATISTICS

REGULAR SEASON

Year	Team	GP	GS	SpT Tackles
2010	Baltimore	15	0	1
2011	Baltimore	16	0	0
2012	Baltimore	16	0	2
2013	Baltimore	16	0	2
2014	Baltimore	7	0	0
2015	Baltimore	16	0	0
2016	Baltimore	16	0	2
2017	Baltimore	16	0	1
2018	Baltimore	16	0	1
2019	Baltimore	16	0	0
2020	Baltimore	15	0	2
2021	Tennessee	17	0	1
2022	Tennessee	17	0	1
2023	Tennessee	17	0	1
2024	Tennessee	17	0	3
NFL Totals		233	0	17

PLAYOFFS

Year	Team	GP	GS	SpT Tackles
2011	Baltimore	2	0	0
2012	Baltimore	4	0	0
2018	Baltimore	1	0	0
2019	Baltimore	1	0	0
2020	Baltimore	2	0	0
2021	Tennessee	1	0	0
NFL Totals		11	0	0

Additional Statistics

Fumble Recovery - 1 (2013)

78 BRANDON CRENSHAW-DICKSON

TACKLE • 6'7" • 316 LBS

COLLEGE: FLORIDA • ACQUIRED: FREE AGENT - 2025

NFL EXPERIENCE (NFL/TITANS): ROOKIE • HOMETOWN: INGLEWOOD, CALIF.

GAMES PLAYED/GAMES STARTED: 0/0 (PLAYOFFS: 0/0)



PRO: The Titans signed Brandon Crenshaw-Dickson as a rookie free agent following the 2025 NFL Draft. The 6-foot-7-inch, 316-pound offensive tackle played in 50 career collegiate games with 46 starts for San Diego State (2019-23) and Florida (2024). He has experience lining up at both left and right tackle.

TITANS TIDBITS:

- Crenshaw-Dickson fancied himself as a drummer growing up. He took drum lessons as a 10-year old and played for a few years before focusing on football and other outdoor activities.

CAREER TRANSACTIONS:

- The Inglewood, Calif., native was signed by the Titans as a rookie free agent on May 9, 2025.

COLLEGE:

- Crenshaw-Dickson spent the first four seasons (2019-23) of his college career at San Diego State where he played in 38 games with 35 starts (18 at right tackle, 17 at left tackle). He transferred to Florida for his final season in 2024 where he appeared in all 12 games and logged 11 starts at right tackle.
- As a graduate (2024), transferred to Florida and appeared in all 12 games with 11 starts at right tackle. Logged 685 offensive snaps with a pass block grade of 81.1 and an offense grade of 71.6 according to Pro Football Focus.
- As a senior (2023), played in the final 10 contests with nine starts - four at right tackle and five at left tackle.
- As a junior (2022), saw action in all 13 games with 12 starts at left tackle for the Aztecs.
- As a sophomore (2021), started all 14 games at right tackle for the Aztecs. Played 932 of the team's 967 offensive snaps, the second most on the team. According to Pro Football Focus, allowed just one sack in 403 passing chances. Made his first career start in the opener against New Mexico State.
- As a redshirt freshman (2020), played as a reserve in only one game at Utah State. Was on the travel roster the entire season.
- As a true freshman (2019), redshirted at San Diego State. Was named the Aztecs Offensive Scout Player of the Year.
- Earned a bachelor's degree in interdisciplinary studies from San Diego State.

PERSONAL:

- Attended Narbonne (Harbor City, Calif.) High School where he was a three-star recruit by ESPN and 247sports, and a two-star prospect by Rivals.
- As a senior (2018), helped lead the Gauchos to a 10-4 record and finished the season with 12 pancake blocks in 2018.
- Also participated in basketball.
- Son of Monica Dickson. Has two brothers - Bryson and Malik.
- Crenshaw-Dickson's grandfather, Julius Dickson, served in the United States Air Force.
- Enjoys fishing and hunting.
- Follow Crenshaw-Dickson on X at @Brandon_CD56 and Instagram at @Brandon.C_61.
- Born Brandon Crenshaw-Dickson on Feb. 22, 2001 in Torrance, Calif.

79 LLOYD CUSHENBERRY III

CENTER • 6'4" • 315 LBS • COLLEGE: LOUISIANA STATE
ACQUIRED: UNRESTRICTED FREE AGENT (DEN) - 2024
NFL EXPERIENCE (NFL/TITANS): 6/2 • HOMETOWN: CARVILLE, LA.
GAMES PLAYED/GAMES STARTED: 65/65 (PLAYOFFS: 0/0)



CAPTAIN: 2024

PRO: The Titans signed Lloyd Cushenberry III during the 2024 offseason to solidify the center position along the offensive front. The 6-foot-4-inch, 315-pounder was selected by the Denver Broncos in the third round of the 2020 NFL Draft and started 57 games at center for the club during his first four NFL campaigns. During the 2024 season, Cushenberry started the first eight games at center for the Titans before ending the season on injured reserve. The Louisiana State product was the Tigers' starting center in 2019 and was a key component in the team's 15-0 record and the College Football Playoff Championship title.

CAREER HIGHLIGHTS:

- As a rookie in 2020, Cushenberry became the first Broncos center and just the third center in the last five seasons to start all 16 of his team's games during his rookie season. He was also one of two rookies in the NFL to play 100 percent of their team's offensive snaps.
- Cushenberry helped LSU shatter numerous school offensive records and lead the NCAA in total offense (568.5) and offensive touchdowns (93), while ranking second in passing yards per game (401.6).

TITANS TIDBITS:

- At Louisiana State, Cushenberry was the first offensive lineman to be awarded the No. 18 jersey (wore a patch on his uniform during the game), which is given to the player that best represents what it means to be an LSU football player – on and off the field.

CAREER TRANSACTIONS:

- The Carville, La., native was selected by the Denver Broncos in the third round (83rd overall) of the 2020 NFL Draft.
- Signed by the Titans as an unrestricted free agent on March 14, 2024.

SEASON RECAPS:

2024 (8/8 - Tennessee): Started the first eight games of the season at center. Placed on injured reserve on Nov. 6 and missed the final nine games of the season. Selected as a team captain by his teammates.

- At Chicago (9/8), made his Titans debut as the starter at center and helped open holes for Titans' ball carriers to gain 140 rushing yards on 26 carries with a touchdown.
- At Miami (9/30), started at center and cleared the way for Titans' rushers to gain 142 yards on the ground with a pair of rushing scores.
- Against Indianapolis (10/13), started at center and was a member of an offensive front that did not allow a sack on 27 pass attempts.
- At Buffalo (10/20), started at center. Hustled down the field and recovered a Mason Rudolph fumble on a strip-sack in the second quarter.
- At Detroit (10/27), started at center and helped open holes for Titans' rushers to gain 158 yards on the ground.
- Against New England (11/3), started at center but left the game in the third quarter with an injury. Helped pave the way for Titans' ball carriers to amass 167 yards on the ground.

2023 (17/17 - Denver): Started all 17 games at center for the Broncos and helped open holes for Denver ball carriers to amass 1,810 yards and eight touchdowns on the ground.

2022 (8/8 - Denver): Started eight games at center, totaling 502 offensive

snaps. Placed on injured reserve on Nov. 8 and missed the final nine games of the season.

2021 (16/16 - Denver): Started all 16 games at center, logging the most snaps (1,039) among the team's offensive players.

2020 (16/16 - Denver): Started all 16 games at center for the Broncos and was one of two rookies in the NFL (tackle Tristan Wirfs) to play 100 percent (1,100) of their team's offensive snaps. Became the first Broncos center and just the third center in the last five seasons (Garrett Bradbury, Ryan Kelly) to start all 16 of his team's games during his rookie season.

- Against Tennessee (9/14), made his NFL debut and became just the second rookie center and 12th rookie offensive lineman in franchise history to start in Week 1.

COLLEGE:

- Played in 39 games at Louisiana State, starting the final 28 contests at center from 2018-19 and compiling a 25-3 record during that span. Developed into one of the best centers in LSU history, earning second team All-America honors in 2019.
- As a junior (2019), started all 15 games at center, helping the Tigers to a 15-0 mark and the CFP National Championship. Led team in total snaps with 1,037 and was the leader of a Tigers' line that was named the Joe Moore Award winner as the top offensive line in the nation. Helped pave the way for 1,000-yard rusher Clyde Edwards-Helaire and Heisman Trophy Award winner Joe Burrow.
- As a sophomore (2018), started all 13 games at center for the Tigers and finished second on the team with 973 total offensive snaps. Played every snap in 11 of LSU's 13 games and missed only eight total snaps in SEC contests.
- As a redshirt freshman (2017), played in 11 games primarily on special teams, but saw action in six games on the offensive line
- As a freshman (2016), redshirted and was selected to the First-Year SEC Academic Honor Roll.
- Graduated in December of 2019 with a degree in sport administration from Louisiana State.

PERSONAL:

- Attended Dutchtown (La.) High School, where he was named to the All-Louisiana second-team offense.
- As a senior, earned first-team District 5-5A honors while helping Dutchtown to an 8-4 overall mark and a berth in the second round of the Louisiana 5A playoffs.
- As a junior, selected second-team District 5-5A honors.
- Son of Debbie and Lloyd Cushenberry Jr.
- Follow Cushenberry on X at @LCush79 and on Instagram at @lcush_79.
- Born Lloyd Cushenberry III on Nov. 22, 1997 in Baton Rouge, La.



LLOYD CUSHENBERRY III'S NFL STATISTICS

REGULAR SEASON

Year	Team	GP	GS
2020	Denver	16	16
2021	Denver	16	16
2022	Denver	8	8
2023	Denver	17	17
2024	Tennessee	8	8
NFL Totals		65	65

Starts Breakdown:

2020 - C 16; 2021 - C 16; 2022 - C 8; 2023 - C 17; 2024 - C 8

Additional Career Statistics

Fumble Recoveries - 1 (2020), 1 (2024)


86 DRAKE DABNEY

TIGHT END • 6'5" • 246 LBS

COLLEGE: TEXAS CHRISTIAN • ACQUIRED: FREE AGENT - 2025

NFL EXPERIENCE (NFL/TITANS): ROOKIE • HOMETOWN: CYPRESS, TEXAS

GAMES PLAYED/GAMES STARTED: 0/0 (PLAYOFFS: 0/0)



PRO: The Titans signed Drake Dabney as a free agent following a tryout during the 2025 rookie minicamp. The 6-foot-5-inch, 246-pound tight end played in 52 career collegiate games with 36 starts for Baylor (2020-23) and Texas Christian (2024). He is a long, athletic pass catcher that provides depth in the tight end corps and on special teams.

TITANS TIDBITS:

- Dabney played the saxophone for two years while in his middle school's band.
- As a youth, Dabney enjoyed exploring caves around his grandparents house in Texas and became an avid collector of crystal rocks.

CAREER TRANSACTIONS:

- The Cypress, Texas, native was signed by the Titans as a rookie free agent on May 12, 2025.

COLLEGE:

- Dabney spent the first four seasons (2020-23) of his college career at Baylor where he played in 40 games with 24 starts at tight end and collected 65 catches for 873 yards with eight touchdowns. He transferred to Texas Christian for his final season in 2024 where he started all 13 games and logged 19 catches for 193 yards.
- As a graduate (2024), transferred to Texas Christian and started all 13 games at tight end. Hauled in 19 receptions for 193 yards.
- As a senior (2023), played in all 12 games with nine starts at tight end for Baylor and caught 33 passes for 552 yards with five touchdowns. His 552 receiving yards marked a single-season school record for tight ends.
- As a junior (2022), appeared in eight games with five starts at tight end for Baylor and totaled 16 catches for 173 yards. Selected second team Academic All-Big 12.
- As a sophomore (2021), saw action in all 14 games with eight starts at Baylor and recorded 10 catches, including two touchdowns. Named to the Academic All-Big 12 first team.
- As a true freshman (2020), played in six games, including two starts at tight end for Baylor and totaled six receptions for 57 yards with a touchdown.
- Earned a bachelor's degree in communications from Baylor.

PERSONAL:

- Attended Cy Ranch (Cypress, Texas) High School where he was a two-time All-District honoree and the nation's No. 25 tight end and No. 102 player in Texas according to ESPN.
- As a senior (2019), posted 35 receptions for 476 yards and seven touchdowns while helping guide the Mustangs to an 8-4 record.
- Also participated in baseball.
- Son of Dennis and Somona Dabney. Has one sister, Camry.
- Dabney's grandfather, Lawrence Phillips, served in the Army.
- Follow Dabney on X at @DabneyDrake09 and Instagram at @Onetakedrake_.
- Born Drake Ali Dabney on May 14, 2002 in Houston, Texas.

17 CHIMERE DIKE

WIDE RECEIVER • 6'1" • 196 LBS

COLLEGE: FLORIDA • ACQUIRED: FOURTH ROUND - 2025

NFL EXPERIENCE: ROOKIE • HOMETOWN: WAUKESHA, WISC.

GAMES PLAYED/GAMES STARTED: 0/0 (PLAYOFFS: 0/0)



PRO: The Titans selected Chimere Dike in the fourth round (103rd overall) of the 2025 NFL Draft. The 6-foot-1-inch, 196-pounder is a fast, efficient receiver with a versatile skill set that allows him to move around the field. He also provides a proven ability to produce on special teams. The Waukesha, Wisc., native played four seasons (2020-2023) at Wisconsin before transferring to Florida for his final season (2024) where he led the team in receptions and ranked second in receiving yards.

CAREER HIGHLIGHTS:

- Dike was named a team captain of the Florida Gators during his first and only season with the team.
- During his senior season, he led the Gators in catches (42) and ranked second with a career-high in receiving yards (783) and touchdown catches (two). In SEC play, he averaged a league-leading 16.5 yards per punt return. One of 23 players in the FBS to own four punt returns of 20-plus yards.

TITANS TIDBITS:

- Dike has traveled to Nigeria twice to experience his father's culture.
- Dike lost his good friend, Kai Lerner, who died in 2019 of an undiagnosed heart condition in high school. Dike has made it a passion of his to support the Kai Lerner Memorial Fund and the Kai 11 Bill. The bill, which passed in 2022, allows for parents of student-athletes to receive information about sudden cardiac arrest and the Wisconsin Interscholastic Athletic Association now offers parents the option to let their child receive an EKG test prior to being approved to play any sport. The fund has also donated automated external defibrillator (AED) to churches and held CPR trainings.

CAREER TRANSACTIONS:

- The Waukesha, Wisc. native was selected by the Titans in the fourth round (103rd overall) of the 2025 NFL Draft.

COLLEGE:

- Dike began his career at Wisconsin where he spent four seasons before transferring to Florida for his final season. In five seasons (2020-24), he appeared in 57 games with 42 starts and tallied 139 receptions for 2,261 yards and 11 touchdowns. Also rushed 14 times for 99 yards and one touchdown. Additionally, he recorded 26 punt returns for 300 yards and 20 kickoff returns for 472 yards.

AS A GRADUATE (2024), played in all 13 games with 11 starts for the Florida Gators. Led the team in catches (42), and ranked second with a career-high in receiving yards (783) and touchdown catches (two). Returned 14 punts for 187 yards with a long of 35 yards and also downed two punts on the opponent's one-yard and three-yard line. One of 23 players in the FBS to own four punt returns of 20-plus yards.

- Against Miami (8/31), made his Florida debut at wide receiver and on special teams. Caught a pass for 11 yards and had two punt returns for a total of 28 yards with a long of 17. Also downed a punt on the Miami three-yard line.
- Against Samford (9/7), started his first game as a Gator and had a catch for 44 yards. Handled punt return duties and took one back for 31 yards.
- Against Texas A&M (9/14), caught a season-high six catches for 91 yards, including his first touchdown as a Gator and downed a punt on the Aggies' one-yard line.
- At Mississippi (9/21), tied his career-long with a 35-yard punt return,

setting up a touchdown drive. Had three receptions for 43 yards and a long of 28 yards.

- Against Central Florida (10/5), led the receiver group with 88 yards receiving on four catches and a long of 37 yards.
- At Tennessee (10/12), led the team in receiving yards with 76 on four catches with the game-tying 27-yard touchdown reception from DJ Lagway with 34 seconds left in the game. Set up the game-tying score with a 27-yard punt return. Had two punt returns for a total of 57 yards, coming on consecutive drives in the fourth quarter.
- At Texas (11/9), led the receiving core with five catches for 95 yards.
- Against Ole Miss (11/23), posted three receptions for 54 yards and a long of 41 yards in the fourth quarter at the Ole Miss 26-yard line, setting up the game-winning score. Returned a punt for 10-yards.
- At Florida State (11/30), marked fourth game leading the receivers in catches (three) and yards (63). All three catches were first downs (17, 21, 25) and returned three punts for 23 yards.
- Against Tulane (12/20), led the receivers in catches (six) and yards (96) for the fifth time this season. Had a long reception of 38 yards in the Gasparilla Bowl.

AS A SENIOR (2023), started in 11 games at Wisconsin and finished with 19 receptions for 328 yards and one touchdown. Totaled 12 punt returns for 108 yards and 11 kickoff returns for 249 yards. Transferred to Florida after the season.

- Against Buffalo (9/2), caught one pass for a 29-yard touchdown in the season opener.
- At Purdue (9/22), recorded three receptions for a season-best 67 yards.

AS A JUNIOR (2022), started all 13 games for the Badgers. Led the team with 47 catches, 689 receiving yards and six touchdown catches. His six scores tied for seventh in the Big Ten and were the most for a Badger wide receiver since Quintez Cephus in 2019. His 14.8 yards per catch ranked fourth in the Big Ten among players with at least 40 catches.

- Against Illinois State (9/3), recorded three receptions for 106 yards and one touchdown.
- At Northwestern (10/8), had 10 catches for 185 yards and three touchdowns to become the first Wisconsin wide receiver to catch three touchdowns and go for 185-plus yards since Lee Evans in 2003.
- Against Minnesota (11/26), had five receptions for 52 yards. Also tallied a nine-yard rushing touchdown.
- Against Oklahoma State (12/27), recorded three receptions for 36 yards and two rushing attempts for 16 yards. Added 105 yards on three kick returns including one for 53 yards.

AS A SOPHOMORE (2021), played in 13 games with one start for Wisconsin. Ranked fourth on the team in both receptions (19) and receiving yards (272).

- Against Michigan (10/2), had two catches for 54 yards and a touchdown.
- At Rutgers (11/6), had three receptions for 55 yards.
- Against Arizona State (12/30), tied his career-best with a 30-yard reception on third-and-12 to help the Badgers run out the clock and seal the win in the Las Vegas Bowl.

AS A FRESHMAN (2020), appeared in seven games with six starts as a freshman at Wisconsin. Tallied 12 catches for 189 yards and a touchdown. Also recorded six carries for 48 yards.

- At Michigan (11/14), made his first collegiate start and recorded two



catches for 29 yards and one rush for 30 yards.

- Against Northwestern (11/21), posted two catches for 52 yards, including his first career touchdown.
- Graduated with a degree in communications from Wisconsin in December 2023.

PERSONAL:

- Attended Waukesha North (Wisc.) High School. Was rated three-star recruit by 247 Sports, ESPN and Rivals. Recorded 206 receptions for 3,033 yards and 27 touchdowns.
- Two-time all-state selection at wide receiver and honorable mention selection as a safety. Named the AI Toon Award winner as Wisconsin's top senior wide receiver in 2019. Also named a two-time first team Classic 8 all-conference selection.
- As a senior (2019), scored 14 total touchdowns his senior year. Caught 59 passes for 962 yards while also rushing for 318 yards. Also totaled 93 tackles, two forced fumbles and two interceptions.
- Also competed in basketball, baseball and track. Earned all-conference honors in both basketball and baseball. Earned four medals at the 2019 WIAA Division I state track and field champions.
- Follow Dike on X at @chimdk11 and on Instagram at @chimere_dike
- Son of Mary and Uche Dike. Has two sisters, Amara and Alexa.
- Born Chimere Dike on Dec. 14, 2001 in Waukesha, Wisc.

CHIMERE DIKE'S COLLEGE STATISTICS

REGULAR SEASON

Year	Team	RECEIVING							RUSHING				
		GP	GS	No	Yds	Avg	Lg	TD	Att	Yds	Avg	Lg	TD
2020	Wisconsin	7	6	12	189	15.8	49	1	6	48	8.0	30	0
2021	Wisconsin	13	1	19	272	14.3	36	1	3	19	6.3	12	0
2022	Wisconsin	13	13	47	689	14.7	74	6	5	32	6.4	12	1
2023	Wisconsin	11	11	19	328	17.3	41	1	0	0	-	-	0
2024	Florida	13	11	42	783	18.6	44	2	0	0	-	-	0
NFL Totals		57	42	139	2,261	16.3	74	11	14	99	7.1	30	1

REGULAR SEASON

Year	Team	PUNT RETURNS					KICKOFF RETURNS				
		No	Yds	Avg	Lg	TD	No	Yds	Avg	Lg	TD
2020	Wisconsin	0	0	-	-	0	0	0	-	-	0
2021	Wisconsin	0	0	-	-	0	4	77	19.3	22	0
2022	Wisconsin	0	0	-	-	0	5	146	29.2	53	0
2023	Wisconsin	12	113	9.4	35	0	11	249	22.6	39	0
2024	Florida	14	187	13.4	35	0	0	0	-	-	0
NFL Totals		26	300	11.5	35	0	20	472	23.6	53	0

Single-Game Highs

Receptions - 10 at Northwestern (10/8/22)
 Receiving Yards - 185 at Northwestern (10/8/22)
 Long Reception - 74 vs. Illinois State (9/3/22)
 Receiving Touchdowns - 3 at Northwestern (10/8/22)
 Rushing Attempts - 3 at Iowa (12/12/20)
 Rushing Yards - 30 at Michigan (11/14/20)
 Long Rush - 30 at Michigan (11/14/20)
 Rushing Touchdowns - 1 vs. Minnesota (11/26/22)

Punt Returns - 5 vs. Iowa (10/14/23)
 Punt Return Yards - 57 at Tennessee (10/12/24)
 Long Punt Return - 35 (Twice, last at Mississippi State 9/21/24)
 Kickoff Returns - 4 vs. Iowa (10/14/23)
 Kickoff Return Yards - 105 vs. Oklahoma State (12/27/22)
 Long Kickoff Return - 53 vs. Oklahoma State (12/27/22)



14 COLTON DOWELL

WIDE RECEIVER • 6'3" • 212 LBS

COLLEGE: TENNESSEE-MARTIN • ACQUIRED: 7TH ROUND - 2023

NFL EXPERIENCE (NFL/TITANS): 3/3 • HOMETOWN: LEBANON, TENN.

GAMES PLAYED/GAMES STARTED: 10/1 (PLAYOFFS: 0/0)



PRO: The Titans selected Colton Dowell in the seventh round (228th overall) of the 2023 NFL Draft. The 6-foot-3-inch, 212-pounder possesses a unique blend of size, speed, ball skills and explosiveness. During his rookie season, he appeared in 10 games, primarily contributing on special teams while adding one reception for three yards. He missed the entire 2024 season while recovering from an injury he suffered at the end of his rookie campaign. The Lebanon, Tenn., native played six seasons at UT Martin (2017-22) where he saw action in 47 games with 34 starts, recording 177 receptions for 2,796 yards and 19 touchdowns.

CAREER HIGHLIGHTS:

- Dowell was named first-team All-OVC and to The Bluebloods all-conference first team his senior year after tallying 67 receptions for 1,036 yards and six touchdowns.
- Broke all-time receiving yards mark at UT Martin finishing his career with 2,796 yards while ranking third in school history with 19 touchdowns and 177 receptions.
- Became just the fourth player in program history to eclipse 1,000 receiving yards in a season.

TITANS TIDBITS:

- Dowell's hidden talents are that he can juggle and play the guitar.
- Growing up in Lebanon, Tenn., Dowell was a fan of the Titans, attending training camp practices at Ascension Saint Thomas Sports Park and games at Nissan Stadium.
- Colton Dowell Day was proclaimed by the city of Lebanon, Tenn., on Oct. 3, 2023. Lebanon Mayor Rick Bell presented Dowell with the proclamation at a City Council meeting, recognizing his accomplishments and hometown pride.

CAREER TRANSACTIONS:

- The Lebanon, Tenn., native was selected by the Titans in the seventh round (228th overall) of the 2023 NFL Draft.

SEASON RECAPS:

2024 (0/0): Missed the entire season while recovering from an injury he suffered at the end of his rookie campaign.

2023 (10/1): Saw action in 10 games with a start at wide receiver as a rookie and caught one pass for three yards. Registered three special teams tackles. Was inactive for six games. Placed on injured reserve on Jan. 6 and missed the regular season finale. Led or tied for the team lead in special teams tackles twice in 2023 (vs. CAR, vs. IND). Made his NFL debut against Cincinnati (10/1).

- Against Cincinnati (10/1), played as a reserve at wide receiver and on special teams in his first career NFL contest.
- Against Carolina (11/26), led the team with two special teams tackles on coverage units.
- Against Indianapolis (12/3), tied for the team lead with a special teams tackle on coverage units.
- Against Seattle (12/24), played as a reserve at wide receiver and snared his first career reception for three yards.
- At Houston (12/31), made his first career start at wide receiver before leaving the game late in the second quarter with an injury.

COLLEGE:

- During six seasons at Tennessee-Martin, Dowell appeared in 47

games with 34 starts and recorded 177 receptions for 2,796 yards and 19 touchdowns. Named first-team All-OVC in 2020 and 2022 and second team All-OVC in 2019 and 2021. Registered 11 career 100-yard receiving games. He became UT-Martin's all-time leader in receiving yards.

- As a graduate (2022), started all 11 games for the Skyhawks at wide receiver. Tallied 67 receptions for 1,036 yards and six touchdowns to lead the team to an OVC Championship. Became the fourth player in program history to eclipse 1,000 receiving yards in a season. Ranked amongst FCS leaders in receiving yards per game (ninth), receiving yards (13th), and receptions per game (19th). Ranked among OVC leaders in receptions (second), receiving yards (second), receiving yards per game (second) and touchdowns (fourth).
- As a senior (2021), started six games for the Skyhawks before suffering a season-ending injury. Tallied 22 receptions for 398 yards and two touchdowns. Was named to All-OVC second team. Helped team to OVC Championship and second round berth in FCS NCAA Division 1 playoffs. Averaged 18.1 yards per catch to lead the OVC and 66.3 yards per game to rank third in the OVC.
- As a junior (2020), started all seven games. Led the team with 40 receptions for 459 yards and four touchdowns. Ranked among OVC leaders in receptions (first), receiving yards (second), touchdowns (second), receptions per game (5.7, second) and receiving yards per game (65.6, third). Ranked 21st nationally in both receiving touchdowns and receiving yards. Named to All-OVC first team and OVC Commissioner's Honor Roll.
- As a sophomore (2019), played in 12 games with 10 starts between wide receiver and tight end. Recorded 38 receptions for 765 yards and four touchdowns. Average 20.1 yards per catch and 64.0 all-purpose yards per game. Tabbed to HERO Sports Sophomore All-American honorable mention squad, All-OVC second team and Phil Steele All-OVC first team.
- As a redshirt freshman (2018), played in 11 games and compiled 10 receptions for 138 yards and three touchdowns.
- As a freshman (2017), redshirted and did not see any game action.
- Graduated from Tennessee-Martin with a degree in exercise science in December of 2021.

PERSONAL:

- Attended Wilson Central High School (Tenn.) and played for coach Brad Dedman. Guided the Wildcats to a 8-3 record with a playoff berth in 2016.
- Tallied 44 receptions for 799 yards and five touchdowns. Averaged 18.2 yards per catch and notched three 100-yard receiving games.
- Named to the Region 6-3A all-region squad.
- Played in the 2016 Toyota East vs. West All-Star Game.
- Son of Chris and Tracy Dowell. Has one older brother named Coleby.
- Follow Dowell on X at @ColtonDowell2 and Instagram at @colton_dowell15
- Born Colton Davis Dowell on Apr. 19, 1999 in Lebanon, Tenn.



COLTON DOWELL'S GAME-BY-GAME

2023 Tennessee Titans					RECEIVING				
Date	Opp.	W/L	P/S	No	Yds	Avg	Lg	TD	
Sept 10	@ NO	L	IA						
Sept 17	LAC	W	IA						
Sept 24	@ Cle	L	IA						
Oct 1	Cin	W	p	0	0	-	0	0	
Oct 8	@ Ind	L	p	0	0	-	0	0	
Oct 15	Bal	L	p	0	0	-	0	0	
Oct 29	Atl	W	IA						
Nov 2	@ Pit	L	IA						
Nov 12	@ TB	L	IA						
Nov 19	@ Jax	L	p	0	0	-	0	0	
Nov 26	Car	W	p	0	0	-	0	0	

Dec 3		Ind	L	p	0	0	-	0	0		
Dec 11	@	Mia	W	p	0	0	-	0	0		
Dec 17		Hst	L	p	0	0	-	0	0		
Dec 24		Sea	L	p	1	3	3.0	3	0		
Dec 31	@	Hst	L	S	0	0	-	0	0		
Jan 7		Jax	W	IR							
Totals					6-11	10/1	1	3	3.0	3	0

COLTON DOWELL'S NFL STATISTICS

REGULAR SEASON				RECEIVING					RUSHING				
Year	Team	GP	GS	No	Yds	Avg	Lg	TD	Att	Yds	Avg	Lg	TD
2023	Tennessee	10	1	1	3	3.0	3	0	0	0	-	0	0
2024	Tennessee	0	0	0	0	-	0	0	0	0	-	0	0
NFL Totals		10	1	1	3	3.0	3	0	0	0	-	0	0

Single-Game Highs

Receptions - 1 vs. Seattle (12/24/23)
 Receiving Yards - 3 vs. Seattle (12/24/23)
 Long Reception - 3 vs. Seattle (12/24/23)
 Receiving Touchdowns -

Additional Statistics

Special Teams Tackles - 3 (2023)
 Misc. Tackles - 1 (2023)

71 JAELYN DUNCAN

OFFENSIVE LINE • 6'6" • 306 LBS

COLLEGE: MARYLAND • ACQUIRED: 6TH ROUND - 2023

NFL EXPERIENCE (NFL/TITANS): 3/3 • HOMETOWN: NEW CARROLLTON, MD.

GAMES PLAYED/GAMES STARTED: 15/8 (PLAYOFFS: 0/0)



PRO: The Titans selected Jaelyn Duncan in the sixth round (186th overall) of the 2023 NFL Draft. The 6-foot-6-inch, 306-pounder brings quick feet and patient hands to the trenches of the offensive line. Through his first two seasons (2023-24) with the team, Duncan appeared in 15 games, making five starts at left tackle, one at right tackle and one as a jumbo tight end. The New Carrollton, Md., native appeared in 42 games with 39 starts at left tackle over five seasons at Maryland.

TITANS TIDBITS:

- Growing up, Duncan didn't play organized sports and wasn't introduced to football until he was a freshman at Northern High School. As a freshman, Duncan played travel football for the Patuxent Rhinos 15-U team. He then joined the varsity team at Northern as a sophomore where he played until transferring for his senior year to St. Frances Academy, a Catholic high school in Baltimore with many high-profile recruits.
- Duncan and Titans first-round draft pick Peter Skoronski faced off in the Big Ten, worked out together and share the same trainer. Duncan has also reunited with Titans tight end and Maryland alum Chig Okonkwo.

CAREER TRANSACTIONS:

- The New Carrollton, Md., native was selected by the Tennessee Titans in the sixth round (186th overall) of the 2023 NFL Draft.

SEASON RECAPS:

2024 (5/3): Saw action in five games with three starts, including two starts at right tackle and one start as an extra tight end. Was inactive for three contests. Placed on injured reserve on Oct. 26 and missed nine games before being designated to return on Dec. 23.

- Against Green Bay (9/22), started as an extra tight end and played as a reserve at right tackle.
- At Buffalo (10/20), started at right tackle but left the game after the first offensive series with an injury.
- At Jacksonville (12/29), started at right tackle but left the game with an injury in the second quarter.

2023 (10/5): Played in 10 games with five starts at left tackle as a rookie. Was inactive for seven contests. Made his NFL debut against the L.A. Chargers (9/17/23). Registered his first career NFL start against Carolina (11/26/23).

- At Pittsburgh (11/2), saw limited action as a reserve at left tackle after Andre Dillard left the game with an injury in the third quarter.
- At Jacksonville (11/19), entered the game as a reserve at right tackle after Chris Hubbard left the contest with an injury late in the second quarter.
- Against Carolina (11/26), made his first career NFL start at left tackle.
- Against Indianapolis (12/3), started at left tackle and helped open holes for Titans' ball carriers to gain 177 yards on the ground, including 102 yards and two rushing scores from Derrick Henry.
- At Miami (12/11), started at left tackle and protected for an offense that amassed a season-best 403 total yards, including a career-high 327 passing yards for Will Levis.
- Against Seattle (12/24), started at left tackle and helped open holes for Titans' rushers to gain 162 yards on the ground. Left the game in the third quarter with an injury.

COLLEGE:

- In five seasons at Maryland (2018-22), Duncan appeared in 42 games with 39 starts. A four-year starter on the offensive line, Duncan won the starting left tackle position one game into his redshirt freshman campaign.

Was named Honorable Mention All-Big Ten three times during his career (2020-22).

- As a senior (2022), started all 12 games he appeared in. Blocked for a Maryland passing offense that ranked third in the Big Ten in 2022 by averaging 259.8 yards per game in the air. Participated in the Reese's Senior Bowl and was chosen to participate in the NFL Combine. Named Honorable Mention All-Big Ten.
- As a junior (2021), appeared in all 13 games with 11 starts at left tackle. Part of Pro Football Focus Offensive Line of the Week for efforts against Kent State (9/25). Blocked for the record-setting pass offense, which set a program record for most passing yards in a season with 3,960. Protected Taulia Tagovailoa, who broke program records in passing yards (3,860), passing touchdowns (26), completions (328), completion percentage (69.2%) and 300-yard passing games (seven). Named Honorable Mention All-Big Ten.
- As a sophomore (2020), started all five games, one of only six Terps to play in all five contests. Helped block for Big Ten's second-highest ranked passing offense, averaging 264 yards per game. Opened holes for Jake Funk, who averaged 8.60 yards per carry, the second-highest average in the FBS. Protected for Taulia Tagovailoa, who threw for 1,011 yards in just four games, including the 10th highest passing total in a single game in program history with 394 in win over Minnesota (10/30). Named Honorable Mention All-Big Ten.
- As a redshirt freshman (2019), appeared in all 12 games, starting in the final 11 at left tackle. Blocked for a running back tandem in Javon Leake and Anthony McFarland Jr., who were one of only two duos on power five teams in the country to both have seven rushing touchdowns. Blocked for Javon Leake, who averaged 7.2 yards per carry, the fourth-highest total of the country. Contributed to an offense that had three games scoring over 45 points. Blocked for the second-most points in Maryland history with 79 vs Howard (8/31).
- Redshirted in 2018.
- Graduated in December of 2022 with a degree in family science from Maryland.

PERSONAL:

- Attended Northern (Md.) High School for his first three years of high school before transferring to St. Frances for his senior year.
- Earned Baltimore Sun first-team All-Metro honors at left tackle after helping the Panthers to a 13-0 record against local and national opponents. and the MIAA A Conference Championship.
- Was a 4-star recruit and ranked third overall in the state of Maryland according to ESPN. A 2017 Under Armour All-American.
- Chose the University of Maryland over many other schools so that he could stay close to friends and family.
- Son of Tamika Duncan.
- Has one daughter named Ava.
- Follow Duncan on X at @king_jay70 and on Instagram at @__bigdawgjay__.
- Born Jaelyn Alexander Duncan on July 8, 2000 in Silver Springs, Md.



JAELYN DUNCAN'S NFL STATISTICS

REGULAR SEASON

Year	Team	GP	GS
2023	Tennessee	10	5
2024	Tennessee	5	3
NFL Totals		15	8

Starts Breakdown:

2023 - LT 5; 2024 - TE 1, RT 2


56 DESMOND EVANS

OUTSIDE LINEBACKER • 6'6" • 252 LBS

COLLEGE: NORTH CAROLINA • ACQUIRED: FREE AGENT - 2025

NFL EXPERIENCE (NFL/TITANS): ROOKIE • HOMETOWN: SANFORD, N.C.

GAMES PLAYED/GAMES STARTED: 0/0 (PLAYOFFS: 0/0)



PRO: The Titans signed Desmond Evans as a rookie free agent following the 2025 NFL Draft. The 6-foot-6-inch, 252-pound outside linebacker played in 55 career games during a five-year stint (2020-24) at the University of North Carolina. Evans is an athletic player that uses his speed and length off the edge to create havoc in the offensive backfield. He provides depth in the Titans' outside linebacker room and on special teams.

TITANS TIDBITS:

- Evans enjoys fashion. After taking a graphic design class in high school, he decided to start his own clothing brand during his freshman season at North Carolina. He founded Unknown Life apparel because when reaching for the pinnacle there are always unknowns. The clothing can be purchased on his instagram - @desmond_evans10.
- In high school, Evans was a five-star prospect tabbed as North Carolina's No. 1 player, the nation's top-ranked defensive end and the nation's second-ranked player overall according to ESPN.

CAREER TRANSACTIONS:

- The Sanford, N.C., native was signed by the Titans as a rookie free agent on May 9, 2025.

COLLEGE:

- Evans appeared in 55 games over five seasons (2020-24) at the University of North Carolina and recorded 124 tackles, 20.5 tackles for loss, nine sacks, six passes defended and two fumble recoveries during his collegiate career.
- As a graduate (2024), appeared in 12 games and tallied 38 tackles, five sacks, 10 stops for loss and a pass defended.
- As a senior (2023), started all 13 games and registered 33 tackles, three sacks, five stops for loss, seven quarterback pressures and five passes defended.
- As a junior (2022), played in eight games with seven starts along the defensive line and posted 25 tackles, a stop for loss and three quarterback pressures.
- As a sophomore (2021), saw action in 12 games with a start at outside linebacker and collected 18 tackles, five hurries, 2.5 stops for loss and a fumble recovery.

- As a true freshman (2020), appeared in 10 games with three starts on the defensive line and notched 10 tackles, two tackles for loss, a sack, a fumble recovery and a quarterback hurry.
- Earned a bachelor's degree in communications from North Carolina in December 2024.

PERSONAL:

- Attended Lee County (Sanford, N.C.) High School where he tallied 190 tackles, 37 sacks, 60 stops for loss, 23 pressures, three forced fumbles and three fumble recoveries during his three prep seasons. Was invited to play in the Under Armour All-America game.
- As a senior (2019), was named a NCPreps.com all-state selection after leading Lee County to a 15-1 record, a conference championship, a region championship and a spot in the state championship game. Posted 76 tackles, 11 sacks, 35 stops for loss, six pressures, two forced fumbles and a fumble recovery.
- As a junior (2018), was tabbed second-team ALL-USA North Carolina by USA Today after helping Lee County to an 11-1 record, a conference title and 3AA state playoffs. Recorded 69 tackles, 12 sacks, 25 stops for loss, 16 pressures, a forced fumble, a fumble recovery and a blocked punt.
- As a sophomore (2017), named first-team all-state after helping the Yellow Jackets finish 12-1 including a trip to the second round of the 3AA playoffs. Posted 45 tackles, 14 sacks and a fumble recovery.
- Also competed in basketball at Lee County, averaging 11 points and six rebounds per game as a junior.
- Son of Darelle Evans and Andrea Miller. Has five siblings - three sisters (Alandrea, Aspen and Alyssa) and two brothers (Gabez and Dillion).
- Follow Evans on Instagram at @desmond_evans10.
- Born Desmond Antuan Evans on Aug. 26, 2002 in Sanford, N.C.


99 ALI GAYE

OUTSIDE LINEBACKER • 6'6" • 265 LBS

COLLEGE: LOUISIANA STATE • ACQUIRED: WAIVERS (HOU) - 2024

NFL EXPERIENCE (NFL/TITANS): 2/2 • HOMETOWN: LYNNWOOD, WASH.

GAMES PLAYED/GAMES STARTED: 15/0 (PLAYOFFS: 0/0)



PRO: The Titans acquired Ali Gaye off waivers from the Houston Texans before the start of the 2024 regular season to add versatility and depth to the defensive front seven. The 6-foot-6-inch, 265-pound edge entered the NFL as an undrafted free agent in 2023 and spent his rookie campaign on the Houston Texans' practice squad. He appeared in 15 games for the Titans in 2024. The Gambia native was a three-year starter at Louisiana State and totaled 87 career tackles, 18 tackles for loss and seven sacks with the Tigers.

TITANS TIDBITS:

- Gaye was born in The Gambia and immigrated to the United States with his family when he was 12, settling in Everett, Wash. He began playing American football in eighth grade at the age of 14.
- Gaye was a soccer player when he moved to the United States from Gambia. He stood just 5-foot-5 when he was 12 and had more of a soccer player's body. Trying out for the football team in eighth grade was an "experiment" with the sport. The following year is when Gaye started to grow. He shot up about five inches and put on around 50 pounds his freshman year, eventually measuring in at 6-3, 225 pounds.

CAREER TRANSACTIONS:

- The Gambia native was originally signed by the Houston Texans as a rookie free agent on May 12, 2023.
- Waived by the Texans on Aug. 29, 2023 and signed to the team's practice squad two days later.
- Signed by the Texans to a future's contract on Jan. 22, 2024.
- Waived by the Texans on Aug. 27, 2024.
- Claimed off waivers by the Titans on Aug. 28, 2024.

SEASON RECAPS:

2024 (15/0 - Tennessee): Saw action as a reserve in 15 games in his first season with the Titans and posted eight tackles, a sack, five quarterback pressures and three stops for loss. Was inactive for two contests. Tied for the team lead in sacks once in 2024 (at HST). Made his NFL debut vs. N.Y. Jets (9/15/24).

- Against N.Y. Jets (9/15), saw action as a reserve at outside linebacker and on special teams in his first career NFL contest.
- Against Minnesota (11/17), saw limited action as a reserve at outside linebacker and tallied two tackles, including a stop for loss. Stuffed Aaron Jones for a one-yard loss on a rush up the middle on the final play of the game.
- At Houston (11/24), played as a reserve at outside linebacker and notched a sack with a quarterback pressure. Collected his first career sack by dropping C.J. Stroud for a 10-yard loss in the fourth quarter.
- Against Cincinnati (12/15), played as a reserve at outside linebacker and amassed a tackle with a quarterback pressure.
- At Jacksonville (12/29), played as a reserve at outside linebacker and totaled a quarterback pressure.
- Against Houston (1/5), saw significant action as a reserve at outside linebacker and recorded a tackle for loss with a quarterback pressure. Teamed with Keondre Coburn to stop Dameon Pierce for a one-yard loss on a rush up the middle in the third quarter.

2023 (0/0 - Houston): Spent his entire rookie campaign on the team's practice squad.

COLLEGE:

- Gaye spent three seasons at Louisiana State (2020-22) after transferring from Garden City (Kan.) Community College. Appeared in 27 games with

26 starts for the Tigers and amassed 87 career tackles, 18 tackles for loss and seven sacks.

- As a super senior (2022), was named a team captain. Saw action in 13 games with 12 starts and collected 36 total tackles, six tackle for loss and 2.5 sacks.
- As a senior (2021), started all four games he played and recorded 19 tackles, 2.5 tackles for loss and 2.5 sacks. Was injured against Kentucky (10/9) and missed the remainder of the season.
- As a junior (2020), earned second-team All-SEC honors from both the SEC Coaches and the Associated Press in 2020 after starting all 10 games at defensive end. Led the Tigers and ranked sixth in the SEC with 9.5 tackles for loss. Posted 32 tackles, 9.5 tackles for loss and two sacks. Tied for team lead with six passes defended and led the Tigers with five quarterback hurries. Also had one interception, a fumble recovery and a forced fumble.
- As a sophomore (2019), attended Garden City Community College and was named to the 2019 All-Jayhawk League First Team. Rated the No. 2 JUCO defensive end in the country after tallying 44 tackles, a sack, a forced fumble, a pass breakup and two blocked kicks.
- As a freshman (2018), played at Arizona Western Community College where he saw action in 11 games and notched eight tackles. Transferred after Arizona Western dropped its football program at the conclusion of the season.
- Graduated in August 2022 with a degree in interdisciplinary studies from Louisiana State.

PERSONAL:

- Attended Edmonds-Woodway High School in the state of Washington and was a three-time All-Wesco 3A/2A South selection as a prep.
- Participated in 2023 Senior Bowl and the 2023 NFL Scouting Combine.
- Played basketball and wrestled in middle school, which he credits along with soccer for helping develop his footwork and agility.
- His parents live outside of Seattle, Wash.
- Follow Gaye on X and on Instagram at @unos1_.
- Born Ali Gaye on Nov. 29, 1998 in The Gambia.



ALI GAYE'S GAME-BY-GAME

2024 Tennessee Titans

Date	Opp	W/L	P/S	Tot	Solo	Asst	Sk	- Yds	QBP	TFL	Int	- Yds	-TD	PD	FF	FR	- Yds	SpT
Sept 8	@ Chi	L	IA															
Sept 15	NYJ	L	p	0	0	0	0.0	0.0	0	0	0	0	0	0	0	0	0	0
Sept 22	GB	L	p	1	1	0	0.0	0.0	0	0	0	0	0	0	0	0	0	0
Sept 30	@ Mia	W	IA															
Oct 13	Ind	L	p	1	1	0	0.0	0.0	0	0	0	0	0	0	0	0	0	0
Oct 20	@ Buf	L	p	1	1	0	0.0	0.0	0	0	0	0	0	0	0	0	0	0
Oct 27	@ Det	L	p	0	0	0	0.0	0.0	0	0	0	0	0	0	0	0	0	0
Nov 3	NE	W	p	0	0	0	0.0	0.0	0	0	0	0	0	0	0	0	0	0
Nov 10	@ LAC	L	p	0	0	0	0.0	0.0	1	0	0	0	0	0	0	0	0	0
Nov 17	Min	L	p	2	2	0	0.0	0.0	0	1	0	0	0	0	0	0	0	0
Nov 24	@ Hst	W	p	1	1	0	1.0	10.0	1	1	0	0	0	0	0	0	0	0

Dec 1	@ Was	L	p	0	0	0	0.0	0.0	0	0	0	0	0	0	0	0	0	0
Dec 8	Jax	L	p	0	0	0	0.0	0.0	0	0	0	0	0	0	0	0	0	0
Dec 15	Cin	L	p	1	0	1	0.0	0.0	1	0	0	0	0	0	0	0	0	0
Dec 22	@ Ind	L	p	0	0	0	0.0	0.0	0	0	0	0	0	0	0	0	0	0
Dec 29	@ Jax	L	p	0	0	0	0.0	0.0	1	0	0	0	0	0	0	0	0	0
Jan 5	Hst	L	p	1	1	0	0.0	0.0	1	1	0	0	0	0	0	0	0	0
Totals				3-14	15/0		8	7	1	1.0	10.0	5	3	0	0	0	0	0

ALI GAYE'S NFL STATISTICS

REGULAR SEASON

Year	Team	GP	GS	TACKLES				Sk	Yds	QBP	TFL	INTERCEPTIONS					FUMBLES			
				Tot	Solo	Asst						No	Yds	Lg	TD	PD	FF	FR	Yds	SpT
2023	Houston	0	0																	
2024	Tennessee	15	0	8	7	1	1.0	10.0	5	3		0	0	0	0	0	0	0	0	0
NFL Totals		15	0	8	7	1	1.0	10.0	5	3		0	0	0	0	0	0	0	0	0

Single-Game Highs

Tackles - 2 vs. Minnesota (11/17/24)

Sacks - 1 at Houston (11/24/24)

Quarterback Pressures - 1 (Five times, last vs. Houston 1/5/25)

Tackles For Loss - 1 (Three times, last vs. Houston 1/5/25)



48 DAVID GBENDA

LINEBACKER • 6'0" • 236 LBS

COLLEGE: TEXAS • ACQUIRED: FREE AGENT - 2025

NFL EXPERIENCE (NFL/TITANS): ROOKIE • HOMETOWN: KATY, TEXAS

GAMES PLAYED/GAMES STARTED: 0/0 (PLAYOFFS: 0/0)



PRO: The Titans signed David Gbenda as a rookie free agent following the 2025 NFL Draft. The 6-foot, 236-pound linebacker played in 62 career games during a six-year stay (2019-24) at the University of Texas. Gbenda is an athletic player that uses his speed to make plays from sideline to sideline and provides depth in the Titans' linebacking corps and on special teams.

TITANS TIDBITS:

- Gbenda is a first-generation American as his parents immigrated from Sierra Leone in 1996.
- Gbenda didn't start playing football until seventh grade.
- Gbenda aspires to be a sports broadcaster after his playing career is over.

CAREER TRANSACTIONS:

- The Katy, Texas, native was signed by the Titans as a rookie free agent on May 9, 2025.

COLLEGE:

- Gbenda spent six seasons (2019-24) at the University of Texas, appearing in 62 games with 16 starts. The Katy, Texas, native totaled 166 tackles, 10.5 tackles for loss, 3.5 sacks, two interceptions, four passes defended and one forced fumble. Gbenda recorded an interception in the 2025 Cotton Bowl against Ohio State.
- As a graduate (2024), appeared in all 16 games and notched 61 tackles, five stops for loss, a sack, an interception and a forced fumble.
- As a senior (2023), played in all 14 games with eight starts at linebacker and tallied 50 tackles, 3.5 stops for loss, 1.5 sacks, three quarterback hurries and a pass breakup.
- As a junior (2022), appeared in eight games with one start at linebacker and totaled 12 tackles.
- As a sophomore (2021), saw action in 10 games and registered 23 tackles with two stops for loss, a sack and two passes defended.
- As a redshirt freshman (2020), played in all 10 games, contributing primarily on special teams. Recorded 19 tackles and an interception.
- As a freshman (2019), redshirted after playing in four games and posting a tackle. Briefly transitioned to running back after a bunch of injuries, but did not see action in the offensive backfield.

- Earned a bachelor's degree in sports management from Texas in 2023.

PERSONAL:

- Attended Cinco Ranch (Katy, Texas) High School where he was an all-state selection and a two-time all-district player. Was named 2018 All-USA Texas second team and participated in the 2019 Under Armour All-America Game.
- As a senior (2018), named honorable mention 6A All-State by the Associated Press. Was named Defensive Player of Year and a unanimous first-team selection in District 19-6A after amassing 79 total tackles, 15 stops for loss, four sacks, two pressures, two fumble recoveries, a forced fumble and a blocked punt. Also rushed 13 times and scored five touchdowns.
- As a junior (2017), earned first-team All-District 19-6A honors after posting 56 tackles, including eight for loss and two sacks with seven pressures, while also batting down two passes and rushing for a two-point conversion.
- Son of Tamba and June Gbenda. Has two younger sisters, Matilda and Madison. Matilda was a power lifter at the University of Texas - San Antonio and was the Women's Raw 75kg Champion in 2024.
- Follow Gbenda on Instagram at @david_gbenda and on X at @d_aavviidd.
- Born David Sahr Gbenda on Dec. 12, 2000 in Houston, Texas.


51 CEDRIC GRAY

LINEBACKER • 6'2" • 234 LBS

COLLEGE: NORTH CAROLINA • ACQUIRED: 4TH ROUND - 2024

NFL EXPERIENCE (NFL/TITANS): 2/2 • HOMETOWN: CHARLOTTE N.C.

GAMES PLAYED/GAMES STARTED: 7/0 (PLAYOFFS: 0/0)



PRO: The Titans selected Cedric Gray in the fourth round of the 2024 NFL Draft. The 6-foot-3-inch, 234-pounder brings a versatile skill set as a defender and is a sideline-to-sideline talent with speed and athleticism. The Charlotte, N.C., native appeared in seven games as a rookie, recording 14 tackles. At North Carolina, Gray was a two-time All-ACC selection and recorded 369 tackles, 30 stops for loss, 8.5 sacks and five interceptions in 51 games with the Tar Heels.

CAREER HIGHLIGHTS:

- Gray had a standout performance at Indianapolis during his rookie season. With 11 tackles on defense and four stops on special teams, he became the second player since 2000 with at least 10 tackles on defense and at least four tackles on special teams in the same game.

TITANS TIDBITS:

- Gray originally envisioned himself as a wide receiver prior to attending North Carolina, but he went from playing with Drake Maye in youth 7-on-7 camps to practicing against him in college. When he arrived on the Chapel Hill campus from Ardrey Kell High School, he exchanged his 11 jersey number he wore throughout his life — an ode to his favorite player Julio Jones — for No. 33.
- Gray has two older brothers, Devon and Michael Jr., who were “definitely hard on me, definitely rough on me, put a chip on my shoulder, made me tougher. So, I’m appreciative of them, and they definitely attributed to helping to make me who I am.”

CAREER TRANSACTIONS:

- The Charlotte, N.C., native was selected by the Titans in the fourth round (106th overall) of the 2024 NFL Draft.

SEASON RECAPS:

2024 (7/0): Appeared as a reserve in seven games as a rookie and notched 14 tackles. Ranked third on the squad with eight special teams tackles. Was inactive for three contests. Led the team in tackles once in 2024 (at IND). Led or tied for the team lead in special teams tackles twice in 2024 (at IND, vs. HST). Placed on injured reserve on Aug. 29 and missed the first seven games of the season before being designated to return on Oct. 28. Made his NFL debut at Houston (11/24/24).

- At Houston (11/24), saw action as a reserve on special teams in his first career NFL contest and notched a special teams tackle on coverage units.

- At Indianapolis (12/22), played as a reserve at linebacker and led the team with a career-best 11 tackles. Registered a team-best four special teams tackles on coverage units. Became the NFL’s second player since the start of the 2000 season with at least 10 tackles on defense and at least four tackles on special teams in the same game. Combined with Jarvis Brownlee Jr. to stop Jonathan Taylor for no gain on a rush up the middle in the second quarter. Teamed with Daryl Worley to stuff Taylor for no gain on a carry up the middle in the third stanza.

COLLEGE:

- Played in 51 games with 37 starts over four seasons at North Carolina and recorded 369 tackles, 30 tackles for loss, 8.5 sacks, five interceptions, 13 passes defended, six forced fumbles and five fumble recoveries. Was a two-time first team All-ACC selection and a 2023 Butkus Award semifinalist.

- As a senior (2023), started all 12 games he appeared in and posted a

team-best 121 tackles, five sacks, 11 stops for loss, seven quarterback pressures, two forced fumbles, two fumble recoveries, an interception and four passes defended. Named first-team All-ACC by the league and the Associated Press. Recorded five double-digit tackle games and ranked second in the ACC with 121 tackles.

- As a junior (2022), started all 14 games at linebacker and tallied a team-best 145 tackles, a sack, 12 stops for loss, two interceptions, six passes defended, three forced fumbles and two fumble recoveries. Tabbed first-team All-ACC by the league and the Associated Press. Voted a team captain and was selected the team’s William Fuller Defensive MVP. His 145 tackles and 82 solos ranked first among Power 5 players and he recorded double-digit tackles in six games.

- As a sophomore (2021), appeared in all 13 games and started the last 11 games at linebacker. Tied for fourth in the ACC with a team-leading 100 tackles and had five stops for loss, 2.5 sacks, three passes defended, two hurries, two interceptions, one forced fumble and one fumble recovery. Recorded double-figure tackle totals in five of the last eight games.

- As a true freshman (2020), appeared in all 12 games as a linebacker and on special teams.

- Graduated with a degree in sports administration from North Carolina in December 2023.

PERSONAL:

- Attended Ardrey Kell (Charlotte, N.C.) and was a three-year team captain as a wide receiver and safety. Was a two-way athlete who caught 143 passes for 2,467 yards and 27 touchdowns over three prep seasons and posted 130 tackles, 4.5 sacks, 12 tackles for loss and three interceptions in two years on defense.

- Selected the SoMECK Conference Defensive Player of the Year as a senior after leading Ardrey Kell to an 11-2 record and a trip to the second round of the state playoffs. Tallied 70 tackles, 1.5 sacks, six stops for loss, three interceptions, two passes defended, a forced fumble and a fumble recovery. Also caught 51 passes for 892 yards and 13 touchdowns.

- As a junior, helped the Knights to a 5-1 conference record and a berth in the state playoffs. Recorded 60 tackles, three sacks, six stops for loss and eight pressures. Added 55 receptions for 891 yards and 10 scores.

- As a sophomore, made 37 catches for 684 yards and four touchdowns.

- Also played basketball for three seasons.

- Son of Esther Gray and Michael Gray Sr.

- Follow Gray on Instagram at @33.ced and on X at @cedthr33.

- Born Cedric Malik Gray on Oct. 30, 2002 in Fort Washington, Md.



CEDRIC GRAY'S GAME-BY-GAME

2024 Tennessee Titans

Date	Opp	W/L	P/S	Tot	Solo	Asst	Sk	- Yds	QBP	TFL	Int-	Yds	-TD	PD	FF	FR	- Yds	SpT
Sept 8	@ Chi	L	IR															
Sept 15	NYJ	L	IR															
Sept 22	GB	L	IR															
Sept 30	@ Mia	W	IR															
Oct 13	Ind	L	IR															
Oct 20	@ Buf	L	IR															
Oct 27	@ Det	L	IR															
Nov 3	NE	W	IA															
Nov 10	@ LAC	L	IA															
Nov 17	Min	L	IA															
Nov 24	@ HST	W	p	0	0	0	0.0	0.0	0	0	0	0	0	0	0	0	0	1

Dec 1	@ Was	L	p	0	0	0	0.0	0.0	0	0	0	0	0	0	0	0	0	1
Dec 8	Jax	L	p	0	0	0	0.0	0.0	0	0	0	0	0	0	0	0	0	1
Dec 15	Cin	L	p	0	0	0	0.0	0.0	0	0	0	0	0	0	0	0	0	0
Dec 22	@ Ind	L	p	11	6	5	0.0	0.0	0	0	0	0	0	0	0	0	0	4
Dec 29	@ Jax	L	p	0	0	0	0.0	0.0	0	0	0	0	0	0	0	0	0	0
Jan 5	HST	L	p	3	0	3	0.0	0.0	0	0	0	0	0	0	0	0	0	1
Totals				3-14	7/0	14	6	8	0.0	0.0	0	0	0	0	0	0	0	8

CEDRIC GRAY'S NFL STATISTICS

REGULAR SEASON

Year	Team	GP	GS	Tot	Solo	Asst	Sk	Yds	QBP	TFL	No	Yds	Lg	TD	PD	FF	FR	Yds	SpT
2024	Tennessee	7	0	14	6	8	0.0	0.0	0	0	0	0	0	0	0	0	0	0	8
NFL Totals		7	0	14	6	8	0.0	0.0	0	0	0	0	0	0	0	0	0	0	8

Single-Game Highs

Tackles - 11 at Indianapolis (12/22/24)

Special Teams Tackles - 4 at Indianapolis (12/22/24)



73 BLAKE HANCE

OFFENSIVE LINE • 6'5" • 310 LBS

COLLEGE: NORTHWESTERN • ACQUIRED: UNRESTRICTED FREE AGENT (JAX) - 2025

NFL EXPERIENCE (NFL/TITANS): 5/1 • HOMETOWN: JACKSONVILLE, ILL.

GAMES PLAYED/GAMES STARTED: 59/10 (PLAYOFFS: 4/0)



PRO: The Titans signed Blake Hance as an unrestricted free agent early in the 2025 offseason to add depth and flexibility to the offensive front. The 6-foot-5-inch, 310-pounder has the versatility to play along the offensive line at both guard and tackle. Prior to his arrival in Tennessee, the Northwestern product appeared in 59 games with 10 starts over four NFL campaigns (2021-24) with the Jacksonville Jaguars, San Francisco 49ers and Cleveland Browns. Hance has also spent time with the Buffalo Bills, Washington and the N.Y. Jets.

CAREER HIGHLIGHTS:

- In 2021, Hance saw action in all 17 games for the Browns and made a career-high eight starts - two at left tackle and six at right tackle.

TITANS TIDBITS:

- Hance attended the same high school as boxing great Ken Norton.

CAREER TRANSACTIONS:

- The Jacksonville, Ill., native was originally signed by the Buffalo Bills as a rookie free agent on May 9, 2019.
- Waived by the Bills on May 22, 2019.
- Signed by Washington as a free agent on June 3, 2019.
- Waived by Washington on Aug. 31, 2019.
- Signed by the Jacksonville Jaguars to their practice squad on Sept. 2, 2019.
- Signed by the Jaguars to a future's contract on Dec. 30, 2019.
- Waived by the Jaguars on Sept. 5, 2020.
- Signed by the N.Y. Jets to their practice squad on Sept. 23, 2020.
- Signed by the Cleveland Browns to their active roster from the Jets' practice squad on Jan. 2, 2021.
- Waived by the Browns on Aug. 30, 2022.
- Claimed off waivers by the San Francisco 49ers on Aug. 31, 2022.
- Waived by the 49ers on Oct. 29, 2022.
- Claimed off waivers by the Jaguars on Nov. 1, 2022.
- Waived by the Jaguars on Aug. 29, 2023 and re-signed by the club two days later.
- Waived by the Jaguars on Aug. 27, 2024 and signed to the team's practice squad two days later.
- Signed by the Jaguars to their active roster from their practice squad on Oct. 29, 2024.
- Signed by the Titans as an unrestricted free agent on March 13, 2025.

SEASON RECAPS:

2024 (9/1 - Jacksonville): Played in nine games with a start at left guard. Spent the first eight games of the season on the Jaguars' practice squad.

2023 (17/1 - Jacksonville): Appeared in all 17 games with a start as a jumbo tight end for the Jaguars.

- Against Baltimore (12/17), made his first start of the season at right guard.

2022 (7/0 - San Francisco; 9/0, 2/0 - Jacksonville): Saw action as a reserve in the first seven games of the season for the 49ers. Released by the 49ers on Oct. 29 and claimed off waivers by the Jaguars. Played as a reserve in the final nine contests and both postseason matchups with the Jaguars.

2021 (17/8 - Cleveland): Played in all 17 games for the first time in his

career and made eight starts. Started two games at left tackle and six contests at right tackle.

- At L.A. Chargers (10/10), made his first career NFL start at left tackle.

2020 (0/0 - N.Y. Jets; 0/0, 2/0 - Cleveland): Spent 13 weeks on the Jets' practice squad. Signed to the Browns' active roster for the regular season finale and was inactive. Played as a reserve in both Browns playoff contests.

2019 (0/0 - Jacksonville): Spent the entire season on the Jaguars' practice squad.

COLLEGE:

- Appeared in 51 games with 46 starts in four playing seasons (2015-18) at Northwestern. Was a two-time Academic All-Big Ten selection as a junior and senior.
- As a senior (2018), played in 13 games with 12 starts at left tackle. Contributed in protecting quarterback Clayton Thorson as he threw for 3,183 yards, the third-highest mark in the Big Ten. Helped pave the way for first-year running back Isaiah Bowser, who averaged 108 rushing yards per game over the last eight games of the season.
- As a junior (2017), started all 13 games on the left side. Made four starts at left guard and started the final nine games of the season at left tackle. Was key to paving the way for running back Justin Jackson to rush for 1,000 yards for the fourth-straight season. Protected the blind side of All-Big Ten quarterback Clayton Thorson, who ranked fourth in the Big Ten in passing yards.
- As a sophomore (2016), started all 13 games for the Wildcats at left tackle, protecting the blind side of quarterback Clayton Thorson. Helped pave the way for running back Justin Jackson, who became the first player in program history to rush for over 1,000 yards in three-straight seasons and finished with a career-high 1,524 yards and 15 touchdowns. Part of a starting unit that totaled over 400 yards of offense in six games.
- As a redshirt freshman (2015), named to the Big Ten All-Freshman Team after starting eight games at left tackle. Part of an offensive line unit that opened holes for running back Justin Jackson to secure his second straight 1,000-yard season.
- As a true freshman (2014), redshirted.
- Earned an undergraduate degree in economics and a master's degree in management studies from Northwestern.

PERSONAL:

- Attended Jacksonville (Ill.) High School where he earned four varsity letters as a tight end, defensive end and long snapper.
- Recorded 113 career catches for 1,459 yards with seven touchdowns as a tight end. Posted 104 tackles and nine sacks on defense.
- Also played four years of varsity basketball, earning the team's offensive MVP honor.
- Was a two-year starting pitcher in varsity baseball.
- Son of Ron and Theresa Hance. His uncle (Jason Hance) played baseball at the United States Military Academy.
- Follow Hance on Twitter at @blake_hance.
- Born Blake Andrew Hance on Jan. 11, 1996 in Jacksonville, Ill.



BLAKE HANCE'S NFL STATISTICS

REGULAR SEASON

Year	Team	GP	GS
2021	Cleveland	17	8
2022	SF/JAX	16	0
2023	Jacksonville	17	1
2024	Jacksonville	9	1
NFL Totals		59	10

PLAYOFFS

Year	Team	GP	GS
2020	Cleveland	2	0
2022	Jacksonville	2	0
NFL Totals		4	0

Starts Breakdown:

2021 - LT 2, RT 6; 2023 - TE 1; 2024 - LG 1


92 JAYLEN HARRELL

OUTSIDE LINEBACKER • 6'4" • 247 LBS

COLLEGE: MICHIGAN • ACQUIRED: 7TH ROUND - 2024

NFL EXPERIENCE (NFL/TITANS): 2/2 • HOMETOWN: TAMPA, FLA.

GAMES PLAYED/GAMES STARTED: 17/0 (PLAYOFFS: 0/0)



PRO: The Titans selected Jaylen Harrell in the seventh round (252nd overall) of the 2024 NFL Draft. The 6-foot-4-inch, 247-pounder brings versatility in both run and pass defense to the linebacker core. Harrell appeared in 17 games as a rookie and recorded nine tackles, three quarterback pressures and two stops for loss to go along with four special teams tackles. During his four years with the Michigan Wolverines, he compiled 78 tackles, 19 tackles for loss, eight sacks, two forced fumbles and three pass breakups in a career that ended in three straight Big Ten Championships (2021-23) and a College Football Playoff National Title (2023).

CAREER HIGHLIGHTS:

- During his time in Ann Arbor, Harrell was Academic All-Big Ten three times (2021-23) and was selected All-Big Ten honorable mention twice (2022-23).

TITANS TIDBITS:

- His father, James, played linebacker in the NFL for the Detroit Lions (1979-83, 85-86) and the Kansas City Chiefs (1987). He also played for the USFL's Tampa Bay Bandits from 1984-85.

CAREER TRANSACTIONS:

- The Tampa, Fla., native was selected in the seventh round (252nd overall) of the 2024 NFL Draft.

SEASON RECAPS:

2024 (17/0 - Tennessee): Played as a reserve in all 17 games as a rookie and recorded nine tackles, three quarterback pressures and two stops for loss to go along with four special teams tackles. Tied for the team lead in special teams tackles once in 2024 (vs. GB). Made his NFL debut at Chicago (9/8/24).

- At Chicago (9/8), saw action as a reserve at outside linebacker and on special teams in his first career NFL contest. Posted a stop on coverage units.
- Against N.Y. Jets (9/15), played as a reserve at outside linebacker and collected a tackle.
- Against Green Bay (9/22), saw action as a reserve at outside linebacker and notched a tackle. Tied for the team lead with a special teams stop.
- At Buffalo (10/20), played as a reserve at outside linebacker and recorded a tackle for loss. Shot through the line and stuffed Josh Allen for a four-yard loss on a zone-read run in the third quarter.
- At Detroit (10/27), saw action as a reserve at outside linebacker and amassed a quarterback pressure. Notched a special teams tackle on coverage units.
- Against New England (11/3), played as a reserve at outside linebacker and totaled a tackle.
- At L.A. Chargers (11/10), saw action as a reserve at outside linebacker and posted two tackles, including a stop for loss. Stuffed J.K. Dobbins for a one-yard loss on a rush up the middle in the final stanza.
- At Washington (12/1), played as a reserve at outside linebacker and recorded two tackles.
- Against Cincinnati (12/15), played as a reserve at outside linebacker and amassed a quarterback pressure.

COLLEGE:

- Appeared in 46 games with 31 starts in four years at the University of Michigan (2020-23). Accumulated 78 tackles, 19 tackles for loss, eight sacks, two forced fumbles and three passes defended while being named All-Big Ten honorable mention two times by coaches and media. During his

time in Ann Arbor, Harrell was Academic All-Big Ten three times (2021-23) and All-Big Ten honorable mention twice (2022-23).

- As a senior (2023), started all 15 games for the national champion Wolverines, earning All-Big Ten honorable mention and Academic All-Big Ten honors. Tallied 31 tackles, nine tackles for loss, 6.5 sacks, two forced fumbles and one pass breakup.
- As a junior (2022), saw action in 13 games with 12 starts at edge. Earned his third varsity letter and was selected All-Big Ten honorable mention after compiling 30 tackles, 7.5 tackles for loss and 3.5 sacks. Added five quarterback hurries and two passes defended.
- As a sophomore (2021), played in all 14 games and made three starts at linebacker. Amassed 15 tackles and 2.5 tackles for loss, earning his second varsity letter.
- As a freshman (2020), earned his first varsity letter after appearing in four games. Made two tackles and shared Defensive Player of the Week honors for helping prepare the team for the Minnesota game.

PERSONAL:

- Attended Berkeley Preparatory School (Tampa, Fla.) and was coached by Dominick Cio (2016-20). Harrell was a four-year starter on varsity and a team captain his senior year (2020). Playing defensive end, linebacker, running back, fullback and tight end in high school, he helped the Bucks reach the second round of the state Class 3A Playoffs as a senior.
- Ranked a four-star recruit, the 12th-rated wide defensive end, the 52nd-best recruit in Florida and the 301st overall recruit in the nation by 247Sports composite. A ESPN300 member, he was rated as the No. 4 player at his position, the No. 27 prospect in Florida and the 172nd overall player nationally. Selected MaxPreps Sophomore and Junior All-American and a candidate for the 2019 High School Butkus Award.
- As a junior (2018), posted career-highs with 106 tackles, 20 tackles for loss and five sacks.
- Named the team's defensive MVP in both his junior and senior season.
- Also played basketball in high school.
- Follow Harrell on X at @jayharrell32, on TikTok at @jayh32 and on Instagram at @_jayharrell32.
- Son of Aria Siplin and James Harrell. Brother of Dominique and Anthony Harrell.
- Born Jaylen Davon Harrell on May 1, 2002 in Tampa, Fla.



JAYLEN HARRELL'S GAME-BY-GAME

2024 Tennessee Titans																																					
Date	Opp	W/L	P/S	Tot	Solo	Asst	Sk	- Yds	QBP	TFL	Int	- Yds	-TD	PD	FF	FR	- Yds	SpT																			
Sept 8	@ Chi	L	p	0	0	0	0.0	0.0	0	0	0	0	0	0	0	0	0	0	1	Dec 1	@ Was	L	p	2	2	0	0.0	0.0	0	0	0	0	0	0	0		
Sept 15	NYJ	L	p	1	0	1	0.0	0.0	0	0	0	0	0	0	0	0	0	0	0	Dec 8	Jax	L	p	0	0	0	0.0	0.0	0	0	0	0	0	0	0	0	
Sept 22	GB	L	p	1	0	1	0.0	0.0	0	0	0	0	0	0	0	0	0	0	1	Dec 15	Cin	L	p	0	0	0	0.0	0.0	1	0	0	0	0	0	0	0	
Sept 30	@ Mia	W	p	0	0	0	0.0	0.0	0	0	0	0	0	0	0	0	0	0	0	Dec 22	@ Ind	L	p	0	0	0	0.0	0.0	0	0	0	0	0	0	0	0	1
Oct 13	Ind	L	p	0	0	0	0.0	0.0	0	0	0	0	0	0	0	0	0	0	0	Dec 29	@ Jax	L	p	0	0	0	0.0	0.0	0	0	0	0	0	0	0	0	0
Oct 20	@ Buf	L	p	1	1	0	0.0	0.0	0	1	0	0	0	0	0	0	0	0	0	Jan 5	Hst	L	p	0	0	0	0.0	0.0	0	0	0	0	0	0	0	0	
Oct 27	@ Det	L	p	0	0	0	0.0	0.0	1	0	0	0	0	0	0	0	0	0	1	Totals			3-14	17/0	9	5	4	0.0	0.0	3	2	0	0	0	0	0	4
Nov 3	NE	W	p	1	0	1	0.0	0.0	0	0	0	0	0	0	0	0	0	0	0																		
Nov 10	@ LAC	L	p	2	2	0	0.0	0.0	0	1	0	0	0	0	0	0	0	0	0																		
Nov 17	Min	L	p	1	0	1	0.0	0.0	0	0	0	0	0	0	0	0	0	0	0																		
Nov 24	@ Hst	W	p	0	0	0	0.0	0.0	1	0	0	0	0	0	0	0	0	0	0																		

JAYLEN HARRELL'S NFL STATISTICS

REGULAR SEASON				TACKLES								INTERCEPTIONS					FUMBLES			
Year	Team	GP	GS	Tot	Solo	Asst	Sk	Yds	QBP	TFL		No	Yds	Lg	TD	PD	FF	FR	Yds	SpT
2024	Tennessee	17	0	9	5	4	0.0	0.0	3	2		0	0	0	0	0	0	0	0	4
NFL Totals		17	0	9	5	4	0.0	0.0	3	2		0	0	0	0	0	0	0	0	4

Single-Game Highs

Tackles - 2 (Twice, last at Washington 12/1/24)	Tackles For Loss - 1 (Twice, last at L.A. Chargers 11/10/24)
Quarterback Pressures - 1 (Three times, last vs. Cincinnati 12/15/24)	Special Teams Tackles - 1 (Four times, last at Indianapolis 12/22/24)


28 JERMARI HARRIS

CORNERBACK • 6'1" • 191 LBS

COLLEGE: IOWA • ACQUIRED: FREE AGENT - 2025

NFL EXPERIENCE (NFL/TITANS): ROOKIE • HOMETOWN: CHICAGO, ILL.

GAMES PLAYED/GAMES STARTED: 0/0 (PLAYOFFS: 0/0)



PRO: The Titans signed Jermari Harris as a rookie free agent following the 2025 NFL Draft. The 6-foot-1-inch, 191-pound cornerback played in 42 career games during a six-year stint (2019-24) at the University of Iowa. Harris is a long, athletic player that uses his physicality and strength to disrupt pass catchers at the point of attack while registering eight career collegiate interceptions. He provides depth in the Titans' defensive backfield and on special teams.

TITANS TIDBITS:

- Harris didn't start playing football until his junior year of high school. He focused on basketball early in his youth career. He won a state championship as a sophomore on a team that included current Chicago Bulls guard Ayo Dosunmu. Harris also played in the Elite Youth Basketball League (EYBL) against NBA players like Darius Garland, RJ Barrett and Cam Reddish.
- Harris has a cat named Anubis.

CAREER TRANSACTIONS:

- The Chicago, Ill., native was signed by the Titans as a rookie free agent on May 9, 2025.

COLLEGE:

- Harris spent six seasons (2019-24) at the University of Iowa and totaled 105 tackles, 3.5 tackles for loss, 27 passes defended and eight interceptions (one returned for a touchdown) over 42 games with 28 starts.
- As a graduate (2024), named third team All-Big Ten by the coaches and media. Received Associated Press second team All-Big Ten honors. Started at cornerback in 10 games and notched 27 tackles, including a stop for a loss, three interceptions for 60 yards with a score, and seven passes defended.
- As a senior (2023), received the team's Comeback Player of the Year Award after starting at cornerback in 12 games and posting 42 tackles, including a stop for a loss, eight passes defended and an interception. The eight pass break-ups led the team and ranked fourth in the Big Ten.
- As a junior (2022), did not see action because of injury.
- As a sophomore (2021), played in all 14 games, starting the last six contests at cornerback. Collected 34 tackles, including 1.5 stops for loss,

four interceptions and four passes defended. Received the Next Man In Award for defense.

- As a redshirt freshman (2020), played as a reserve in six games. Was one of just four redshirt freshmen named to the Leadership Group.
- As a freshman (2019), redshirted after seeing action in just two games. Was one of just eight true freshmen to see action on the season.
- Earned a bachelor's degree in business from Iowa in 2023.

PERSONAL:

- Attended Montini Catholic (Lombard, Ill.) High School where he helped his team advance to state playoffs during his junior and senior seasons.
- As a senior (2018), earned second team all-state honors and first team all-area and all-conference after recording 72 tackles, eight interceptions, and five passes defended. Received academic all-conference recognition.
- Also lettered in basketball and track.
- Attended Morgan Park (Chicago, Ill.) High School as a sophomore and freshman.
- Was a member of the basketball team that won a state title his sophomore season.
- Son of Johnada Jenkins. Has two sisters, Ariel and Shawn.
- Harris' aunt, Monica Womack, is a retired Army veteran.
- Follow Harris on Instagram at @j.mar27 and on X at @_jmar27.
- Born Jermari Harris on Sept. 19, 2000 in Chicago, Ill.

26 MARCUS HARRIS

CORNERBACK • 5'11" • 188 LBS

COLLEGE: CALIFORNIA • ACQUIRED: SIXTH ROUND - 2025

NFL EXPERIENCE: ROOKIE • HOMETOWN: PORTLAND, ORE.

GAMES PLAYED/GAMES STARTED: 0/0 (PLAYOFFS: 0/0)



PRO: The Titans selected Marcus Harris in the sixth round of the 2025 NFL Draft. The 5-foot-11-inch cornerback is rangy and athletic in coverage and will look to use his sound tackling ability to find a role in competitive defensive backs room. Harris finished his college career with 46 tackles and two interceptions last season at the University of California after transferring from the University of Idaho.

CAREER HIGHLIGHTS:

- After starting as a preferred walk-on at Oregon State, Harris transferred to Idaho in 2021, landing first team All-Big Sky honors as a senior in 2023.
- As a graduate with the Golden Bears, Harris fit in quickly, starting 12 games and recording two interceptions and seven passes defended.

TITANS TIDBITS:

- Harris enjoys cooking, often helping with preparing food for family gatherings. His best dishes are stovetop short ribs and vodka pasta.
- Harris also enjoys playing video games in his free time.

CAREER TRANSACTIONS:

- The Portland, Ore., native was selected by the Titans in the sixth round (183rd overall) of the 2025 NFL Draft.

COLLEGE:

• Harris finished his college career at the University of California after spending the four previous seasons (2021-23) at Idaho where he appeared in 40 games, garnering first team FCS All-American and first team All-Big Sky honors. Over his college career, Harris appeared in 53 total contests, amassing 200 tackles, 11.5 tackles for loss, eight interceptions and 42 passes defended to go with three defensive touchdowns. He began his college career as a walk-on at Oregon State, redshirted his freshman year in 2019 before opting out of the 2020 fall season and transferring to Idaho.

AS A GRADUATE (2024), appeared in 13 games with 12 starts at California. Recorded 46 tackles, five passes defended, 2.5 tackles for loss, two interceptions and one forced fumble. Transferred from Idaho prior to the season.

- Against UC Davis (8/31), nabbed an interception in his first game with the team, returning the takeaway for 19 yards. Also added a tackle and a pass defended.
- At Auburn (9/7), recorded five tackles and one pass defended.
- Against San Diego State (9/14), recorded two tackles and his second interception of the season.
- Against Miami (Fla.) (10/5), notched a career-high 10 tackles and a tackle for loss. Added a pass defended.
- Against NC State (10/19), registered six tackles, a tackle for loss and forced fumble.

AS A SENIOR (2023), started all 13 games at Idaho, amassing 51 tackles, a 5.5 stops for loss, three interceptions, 10 passes defended and a half sack. Named first team FCS All-American and first team All-Big Sky.

- At Lamar (8/31), recorded five tackles, one interception and a half sack.
- Against Sacramento State (9/23), notched at least one pass defended for the fourth consecutive game to start the season.
- At California Poly (10/7), broke up a career-high three passes.
- Against Montana (10/14), recorded five tackles including 1.5 tackles for loss.
- At Northern Colorado (11/4), returned an interception 70 yards for a

touchdown in the win. Added five tackles. Was named Big Sky Co-Player of the Week for his efforts.

- Against Southern Illinois (12/2), recorded his third interception of the season for a personal best. Added a career-high two tackles for loss.

AS A JUNIOR (2022), started all 12 games for the Vandals. Recorded a career-high 53 tackles, 2.5 tackles for loss, two interceptions, 14 passes defended and one fumble recovery. Also scored two defensive touchdowns on an interception and a fumble recovery.

- At Washington State (9/3), recorded six tackles, a pass break-up and returned a fumble 45 yards for a touchdown, his first college touchdown.
- At Sacramento State (10/29), nabbed his first interception of the season to go with eight tackles.
- At Idaho State (11/19), returned an interception 56 yards for a touchdown. Added a pass defended and a tackle for loss in the blowout victory.

AS A SOPHOMORE (2021), appeared in 11 games for the Vandals. Recorded 46 tackles, one interception and seven passes defended. Added a forced fumble and a tackle for loss.

- At Oregon State (9/18), notched six tackles and a tackle for loss.
- At UC Davis (10/2), recorded a then career-high eight tackles.
- Against Portland State (10/9), recorded six tackles, one forced fumble and a pass defended in the win.
- Against Northern Arizona (10/30), notched a season-high three passes defended.
- At Montana State (11/13), recorded three tackles and his first college interception.

AS A REDSHIRT FRESHMAN (Spring 2021), opted out of the Beavers fall season and transferred to Idaho for the Vandals 2021 spring season. Appeared in four games recording four tackles.

AS A FRESHMAN (2019), redshirted at Oregon State.

- Graduated from Idaho with a bachelor's degree in psychology in May 2023.

PERSONAL:

- Attended Grant (Ore.) High School, where he played cornerback and wide receiver. Earned all-region honors as a senior after helping Grant to an 8-3 record as a junior.
- Was a multi-sport athlete, lettering in football, basketball and track. Ran the 100 meter and 200 meter races and finished third and second, respectively at the 6A state championship as a senior.
- Coached by John Beck.
- Son of Charneal and Diallo Lewis. Three brothers – Daunte Paschal, Chris Lewis, Jaylon Harris, and one sister – Kaitlyn Harris.
- Follow Harris on X at @marcusharris_5 and on Instagram at @marcusharris2_.
- Born Marcus Harris on March 6, 2001 in Portland, Ore.



MARCUS HARRIS' COLLEGE STATISTICS

SEASON		TACKLES										INTERCEPTIONS					FUMBLES			
Year	Team	GP	GS	Tot	Solo	Asst	Sk	Yds	QBP	TFL		No	Yds	Lg	TD	PD	FF	FR	Yds	Blk
2020	Idaho	4	0	4	2	2	0.0	0.0	0	0.0		0	0	0	0	0	0	0	0	0
2021	Idaho	11	0	46	31	15	0.0	0.0	0	1.0		1	2	2	0	8	1	0	0	0
2022	Idaho	12	12	53	28	25	0.0	0.0	0	2.5		2	56	56	1	14	1	1	45	0
2023	Idaho	13	13	51	30	21	0.5	0.0	2	5.5		3	83	70	1	13	0	0	0	0
2024	California	13	12	46	35	11	0.0	0.0	0	2.5		2	19	19	0	7	0	0	0	0
Totals		53	37	200	126	74	0.5	6.0	2	11.5		8	160	70	2	42	2	1	45	0

Single-Game Highs

Tackles - 10 vs. Miami (10/5/24)

Interceptions - 1 (Eight times, vs. San Diego, 9/14/24)

Sacks - 0.5 at Lamar (8/31/24)

Passes Defensed - 3 (Twice, last at Cal Poly, 10/7/24)

Tackles For Loss - 2.0 vs. Southern Illinois (12/2/23)

Forced Fumble - 1 (Three times, last against NC State, 10/19/24)

Fumble Recovery - 1 vs. at Washington State (9/3/22)

Defensive Touchdown - 1 (Three times, last at Northern Colorado, 11/4/23)

3 JOHNNY HEKKER

PUNTER • 6'5" • 225 LBS

COLLEGE: OREGON STATE • ACQUIRED: UNRESTRICTED FREE AGENT (CAR) - 2025

NFL EXPERIENCE (NFL/TITANS): 14/1 • HOMETOWN: BOTHELL, WASH.

GAMES PLAYED/GAMES STARTED: 212/0 (PLAYOFFS: 10/0)



SUPER BOWL: 2021



PRO BOWL: 2013, 2015, 2016, 2017

PRO: The Titans signed Johnny Hekker as an unrestricted free agent early in the 2025 offseason. The 6-foot-5-inch, 225-pounder possesses an impressive résumé and is especially known for his net punt skills and his ability to pin opponents deep in their own territory. The Oregon State product entered the NFL as an undrafted free agent with the St. Louis Rams in 2012 and spent 10 seasons with the franchise, including a Super Bowl title run in 2021. Prior to arriving in Tennessee, he spent three campaigns with the Carolina Panthers from 2022-24.

CAREER HIGHLIGHTS:

- Hekker earned All-Pro honors in six-consecutive seasons (2013-18) and has been named to four Pro Bowls (2013, 2015-17).
- Hekker is a member of NFL 2010's All-Decade Team.
- Hekker played in all 161 games for the Rams franchise from 2012-21, tallying 727 punts for a net average of 42.87 with a long of 78 yards and 300 punts inside the 20-yard line.
- In 2016, Hekker set the NFL single-season records for net punt average (46.0) and punts inside 20 (51).

TITANS TIDBITS:

- Hekker has served as the state ambassador for Special Olympics in Illinois, Missouri, California and North Carolina. He is also on the board for Team Activities for Special Kids (TASK), a year-round instructional sports program that provides athletic and social opportunities to kids with special needs.
- Hekker serves as a Waterboys Ambassador, which supports providing clean, accessible drinking water to rural communities in East Africa.
- Hekker and his wife, Makayla, are on the board for Couples, a marriage and family ministry.

CAREER TRANSACTIONS:

- The Bothell, Wash., native was originally signed by the St. Louis Rams as a rookie free agent on May 8, 2012.
- Released by the Rams on March 15, 2022.
- Signed by the Carolina Panthers as a free agent on March 21, 2022.
- Signed by the Titans as an unrestricted free agent on March 13, 2025.

SEASON RECAPS:

2024 (17/0 - Carolina): Played in all 17 games and punted 73 times for 3,338 yards (45.7 avg.) with 24 kicks placed inside the 20-yard line in his final season with the Panthers.

- At Chicago (10/6), punted four times for 206 yards (51.5 avg.) with a long of 65 yards.
- Against Washington (10/20), posted five punts for 252 yards (50.4 avg.) with two kicks placed inside the 20-yard line.
- Against N.Y. Giants (11/10), registered a season-high-tying seven punts for 337 yards (48.1 avg.) with three kicks inside the 20-yard line.

2023 (17/0 - Carolina): Appeared in all 17 games and produced 82 punts for 3,838 yards (46.8 avg.) with a long of 69 yards, while adding 25 punts downed inside the 20.

- At Atlanta (9/10), notched five punts for 266 yards (53.2 avg.) with a long of 69 yards.
- At Tampa Bay (12/3), launched a season-best eight punts for 367 yards (45.9 avg.) with a long of 57 yards.
- At Jacksonville (12/31), punted six times for 297 yards (49.5 avg.) with a

long of 52 yards.

2022 (17/0 - Carolina): Saw action in all 17 games in his first season with the Panthers. Punted 81 times for 3,925 yards for a career-high 48.5 gross avg. Finished the season with a league-leading 39 punts downed inside the 20, setting a new franchise single-season record. Set a team record and ranked third in the NFL with a 44.12 net punting avg.

- Against Cleveland (9/11), made his Panthers debut and punted five times for 250 yards (50.0 avg.) with a long of 61 yards.
- At L.A. Rams (10/16), boomed seven punts for 362 yards (51.7 avg.) with three kicks inside the 20-yard line against his former team.
- Against Tampa Bay (10/23), booted seven punts for 360 yards (51.4 avg.) with four punts inside the 20.
- Against Denver (11/27), nailed five punts for 255 yards (51.0 avg.) with four kicks inside the 20-yard line.

2021 (17/0, 4/0 - L.A. Rams): Appeared in all 17 games and all four postseason contests in his final season with the Rams. Punted 51 times for 2,252 yards (44.2 avg.) with 23 punts inside the 20-yard line and a 42.6 net avg. Produced 16 postseason punts for 712 yards (44.5 avg.) with nine kicks placed inside the 20-yard line en route to a Super Bowl championship.

- At Seattle (10/7), notched five punts for 232 yards (46.4 avg.) with four inside the 20-yard line.
- Against Jacksonville (12/5), nailed three punts for 150 yards (50.0 avg.) with a long of 58 yards.
- At Minnesota (12/26), boomed two punts for 108 yards (54.0 avg.) with a long of 55 yards.
- Against Cincinnati in Super Bowl LVI (2/13), punted six times for 261 yards (43.5 avg.) with three punts inside the 20-yard line, helping the Rams capture the title.

2020 (16/0, 2/0 - L.A. Rams): Played in all 16 games for the ninth consecutive campaign. Punted 68 times for 3,099 yards (45.6 avg.) with 28 punts inside the 20-yard line.

- At Philadelphia (9/20), played his 130th career game with the Rams and booted two punts for 96 yards (48.0-yard average). Landed one punt inside the 20, marking the 241st time he pinned the opponent inside the 20-yard line in his career.
- Against N.Y. Giants (10/4), booted a 61-yard punt while totaling five punts for a total of 280 yards on the day, averaging 56.0 per punt.
- At San Francisco (10/18), kicked six punts totaling 291 yards. Averaged 48.5 yards per punt and four landed inside the 20-yard line with a season-long of 63 yards.
- At Green Bay (1/16), punted four times for 202 yards, including a 64-yard long in the divisional round. Averaged 50.5 yards per punt and landed one inside the 20-yard line.

2019 (16/0 - L.A. Rams): Saw action in all 16 games for the eighth consecutive season and punted 66 times for 3,128 yards and a 47.4-yard average. Had 22 punts downed inside the 20-yard line, tied for the fifth-most in his career. Finished the season with over 3,000 punting yards, doing so for the seventh time in his career. Completed two passes on fake punt attempts, his third-consecutive season with multiple passing completions.

- At Seattle (10/3), had three punts for 153 yards and a 51.0-yard net average. Surpassed the 26,000-career total yardage plateau.
- At Atlanta (10/20), posted three punts for 95 yards with one inside the 20.



Converted the first fake punt of the season, completing a pass to Nick Scott for a 23-yard completion.

- At Dallas (12/15), punted five times for 279 yards and a 51.8-yard net average. Had four punts downed inside the 20-yard line with a long of 69 yards. Completed one pass for five yards to Mike Thomas on a fake punt, the 13th completion of his career.

2018 (16/0, 3/0 - L.A. Rams): Selected second team All-Pro after punting 43 times for 1,992 yards with a 46.3-yard average. Tallied just two touchbacks and placed 21 punts inside the 20-yard line. Finished fourth in the NFL in punts pinned inside 20 percentage (48.84) despite a career-low 43 punt attempts.

- Against Arizona (9/16), punted twice for 102 yards for a 51.0 average and 41.0 net average. Placed one punt inside the 20-yard line with a long punt of 60 yards. Converted a 20-yard field goal and one extra point attempt in place of injured Greg Zuerlein.

- Against Minnesota (9/27), played in his 100th career game and punted two times for 71 yards with a 35.5 net average.

- Against Green Bay (10/28), punted a season-high seven times for 316 yards with a 45.1 average and a 43.3 net average. Pinned three punts inside the 20-yard line, including a game-long 52-yarder at the Packers' one-yard line to set up a Rams safety on the following play. Connected with Sam Shields on a 12-yard completion in punt formation to convert on fourth-and-three in the second quarter. Has at least one pass completion in six of his first seven professional seasons including the previous five consecutive seasons.

- Against Kansas City (11/19), punted four times for 222 yards for a 55.5 average and 50.0 net average. Recorded his longest punt of the season with a 68-yarder late in the fourth quarter. Pinned three punts inside the 20-yard line.

- At Chicago (12/9), punted three times for 146 yards with a 48.7 average and 41.3 net average. Pinned one punt inside the 20-yard line and his longest punt was 62 yards. Became the first punter in franchise history to record at least 25,000 yards punting. Completed a seven-yard pass to Gerald Everett in punt formation to successfully convert on fourth-and-seven in the second quarter. Added one special teams tackle.

- At New Orleans (1/20), punted four times for 183 yards in the NFC Championship. Connected with Sam Shields on a 12-yard pass in punt formation to convert a fourth-and-five for his first career postseason pass attempt and completion.

- Against New England in Super Bowl LIII (2/3), punted nine times for 417 yards for a 46.3 average and a 46.1 net average. Pinned five punts inside the 20-yard line. His longest punt was 65 yards which set a new Super Bowl record.

2017 (16/0, 1/0 - L.A. Rams): Selected first team All-Pro and named to the Pro Bowl for the fourth time. Punted 65 times for 3,113 yards a 47.9-yard average. Tallied just four touchbacks and placed 30 punts inside the 20-yard line.

- Against Washington (9/17), punted four times for 182 yards for a 45.5-yard average and 42.3-yard net average. Placed one punt inside the 20-yard line. Completed a pass to Josh Reynolds for 28 yards on fourth down.

- At Jacksonville (10/15), punted seven times for 322 yards for a 46.0-yard average and 43.1-yard net average. Placed four punts inside the 20-yard line and had a long of 67 yards.

- Against Houston (11/12), punted four times for 205 yards for a 51.3-yard average and 42-yard net average. Completed a pass to Pharoh Cooper for six yards on fourth down.

- Against Philadelphia (12/10), punted five times for 282 yard for a 56.4 average and 50.2 net average. Placed three punts inside the 20 yard line and had a long of 64 yards.

- Against Atlanta (1/6), punted five times for 218 yards for a 43.6-yard average and 42.8-yard net average in the wild card round. Had a long of 66 yards, a new postseason franchise record.

2016 (16/0 - L.A. Rams): Selected first team All-Pro. Named to his third career Pro Bowl. Set new career-highs in punt yardage (4,680), punts inside the 20-yard line (51), net yardage (4,508), and net punt average (46.0), all leading the NFL. Set the single-season NFL record for net punt average (46.0). Booted a career-long 78-yard punt, which tied for the longest punt of the season. Only allowed one touchback the entire year. Voted team captain by peers.

- Against Seattle (9/18), totaled 237 yards on six punts, all downed inside

the opponent's 20-yard line, for a 39.5-yard average and net average.

- Against Carolina (11/6), recorded a then career-long punt of 75 yards. Punted five times for 243 yards for an average of 48.6-yards per kick.

- At N.Y. Jets (11/13), punted seven times for 362 yards, averaged 51.7 yards a kick. Recorded the fourth longest punt in franchise history with a career-long 78-yard punt.

- At New England (12/4), booted eight punts (five inside the 20-yard line), averaging 53.8 yards a kick. Recorded a net average of 52.9 yards while booting a long of 76 yards.

- At Seattle (12/15), punted four times for 216 yards, with a 54-yard average and a 50-yard net average with a long 66 yards.

- Against San Francisco (12/26), punted eight times for 368 yards, averaging 46 yards a kick. Set the NFL single-season record for most punts downed inside the 20-yard line (50).

- Against Arizona (1/1), booted seven punts for 337 yards, giving him a new career-high in single season punts (98). Averaged 48.1 yards a kick and a net average of 44.4 yards.

2015 (16/0 - St. Louis Rams): Selected first team All-Pro. Named to his second career Pro Bowl. Appeared in all 16 games and punted 96 times for 4,601 yards a 47.9-yard average. Tallied six touchbacks and placed a then career-high 41 punts inside the 20-yard line. Led the NFL rankings in net punting average (43.7) and punts downed inside the opponents' 20-yard line.

- At Washington (9/20), punted eight times for 381 yards, a 47.6-yard average and 46.1-yard net. Tallied a long of 53 yards and placed four punts inside the 20-yard line.

- At Green Bay (10/11), completed a 20-yard pass to Cody Davis on a fake punt conversion. Marked his second-longest pass completion of his career. Punted four times for 181 yards. Placed one punt inside the 20-yard line and had a long of 51 yards.

- Against San Francisco (11/1), tallied a long punt of 60 yards. Finished with eight punts for 436 yards, a 54.5-yard average and 49.8-yard net, and placed four punts inside the 20-yard line.

- Against Arizona (12/6), punted eight times for 436 yards, a 54.5-yard average and 48.3-yard net average. Placed five punts inside the 20-yard line and had a long of 68 yards. Also handled kickoff duties in addition to punting and tallied two kickoffs.

2014 (16/0 - St. Louis Rams): Selected second team All-Pro. Punted 80 times for 3,721 yards. Finished the season with a 46.5-yard gross average which ranked eighth in the league and registered the fourth best single-season total in Rams history.

- Against Seattle (10/19), connected with Benny Cunningham on an 18-yard pass in punt formation to convert a fourth-and-three on the St. Louis 18-yard line with 2:55 left to play. Marked his fifth career pass, first of the season. Punted three times for 153 yards, a 44.7-yard average.

- At Kansas City (10/26), punted six times for 324 yards, a 54.0-yard average with a long of 60 yards.

- At San Diego (11/23), connected with Stedman Bailey on an 19-yard pass in punt formation to convert a fourth-and-four. Punted four times for 178 yards with a 44.5-yard net average with a long of 57 yards.

- At Washington (12/7), connected with Cory Harkey for a two-point conversion. Punted four times for 174 yards, a 43.5-yard average with a long of 61 yards.

2013 (16/0 - St. Louis Rams): Saw action in all 16 games and earned Pro Bowl and first team All-Pro honors after recording the highest single-season net average (44.2) in NFL history. Punted 78 times for 3,609 yards. Finished with a 46.3-yard gross average for 10th in the league and was the fourth best single-season total in Rams history. Opponents averaged just 2.6 yards per return, the best total in the NFL in 2013. Also added two special teams tackles.

- Against San Francisco (9/26), notched a career-high 11 punts for 490 yards. Averaged 44.5 yards per punt and registered a long of 60 yards. Placed six punts inside the 20-yard line and one touchback.

- Against Tennessee (11/3), punted five times for 242 yards for a 48.4-yard average and 46.8-yard net average. Placed one punt inside the 20-yard line and had a long of 57 yards.

- At Arizona (12/8), punted five times for 257 yards, a 51.4 yard average and 42.8-yard net average.

- At Seattle (12/29), punted seven times for 337 yards, a 48.1 average and 48.4 yard net average.

2012 (16/0 - St. Louis Rams): Played in all 16 games as a rookie and finished his first NFL campaign with a 45.8-yard gross average and a net average of 39.9 yards per attempt. Punted 82 times for 3,756 yards with 22 punts inside the 20-yard line.

- At Detroit (9/9), made his NFL debut and punted five times for 241 yards, a 48.2-yard average and 37.6-yard net.
- Against Washington (9/16), punted three times for 163 yards, a 54.3-yard average and 48.7-yard net, placed one inside the 20-yard line and had a long of 66 yards.
- Against Seattle (9/30), threw a two-yard touchdown pass to Danny Amendola on a fake field goal play. No Rams punter has thrown a touchdown pass since the merger. Punted four times for 156 yards, a 39-yard average and 38.8-yard net.
- Against Arizona (10/4), punted seven times for 398 yards, including a season-long of 68 yards. Averaged 56.9 yards per punt, setting a franchise single-game record. Placed three punts inside the 20-yard line.
- At San Francisco (11/11), threw a 21-yard completion to Rodney McLeod on fourth-and-four from the St. Louis 10-yard line with 49 seconds left in the half on a fake punt. On a second fake punt, completed a 19-yard pass to Lance Kendricks.
- Against the N.Y. Jets (11/18), punted five times for 251 yards, a 50.2-yard average, 44.4-yard net. Placed one inside the 20-yard line and had a long of 57 yards.

COLLEGE:

- Was a four-year starter at Oregon State, finishing his career as one of Beavers' most prolific punters. Holds the third-best career punt yardage average at OSU at 41.3 yards per punt and set the single-game school record with a 52.5-yard average (6-315) at Utah in 2011.
- Posted 52 career punts of 50-plus yards, including 17 in 2011 when he had six different games with at least one punt of 60-plus yards.
- As a senior (2011), was named to the Ray Guy Award Watch List – given annually to the nation's best punter. Punted 50 times for 2,202 yards (44.0 avg.) earning Pac-12 Conference honorable mention.
- As a junior (2010), booted 61 punts for 2,545 yards (41.7 avg.).
- As a sophomore (2009), was a semi-finalist for the Ray Guy Award after punting 51 times for 2,043 yards (40.1 avg.).
- As a freshman (2008), punted 59 times for 2,342 yards (39.7 avg.). Received Sun Bowl Special Teams MVP after averaging 45 yards on 10 punts.
- Was a two-time Pac-10 All-Academic selection.
- Graduated from Oregon State in June 2011 with a degree in general science.

PERSONAL:

- Married to Makayla, they have one son, Jett and two daughters, Maya and Hava.
- Attended Bothell (Wash.) High School and was the starting quarterback and punter of the Cougars football team during his senior year, leading them to a State Championship game.

- Also played basketball in high school and was a three-year starter.
- Participated in the initial Beavers Without Borders trip during spring break of 2011, traveling to Guatemala to build a house for a needy family.
- Follow Hekker on X at @JHekker and on Instagram at @jhekk.
- Born John Robert Hekker on Feb. 8, 1990 in Redmond, Wash.

JOHNNY HEKKER'S GAME-BY-GAME

2012 St. Louis Rams

Date	Opp	W/L	No	Yds	Avg	Net	TB	In 20	Lg	Blk
Sept 9	@ Det	L	5	241	48.2	37.6	0	1	57	0
Sept 16	Was	W	3	163	54.3	48.7	1	1	66	0
Sept 23	@ Chi	L	6	279	46.5	36.7	1	1	56	0
Sept 30	Sea	W	4	156	39.9	38.8	0	1	48	0
Oct 14	Ari	W	7	398	56.9	46.0	0	3	68	0
Oct 14	@ Mia	L	3	135	45.0	38.3	1	2	56	0
Oct 21	GB	L	2	99	49.5	42.0	0	1	55	0
Oct 28	NE	L	4	195	48.8	44.8	0	1	50	0
Nov 11	@ SF	T	4	147	36.8	31.0	0	1	45	0
Nov 18	NYJ	L	5	251	50.2	44.4	0	1	57	0
Nov 25	@ Ari	W	6	260	43.3	33.5	0	1	48	0
Dec 2	SF	W	9	388	43.1	42.4	0	3	63	0
Dec 9	@ Buf	W	8	302	37.8	32.3	0	2	50	0
Dec 16	Min	L	4	164	41.0	37.3	0	1	55	0
Dec 23	@ TB	W	7	335	47.9	46.9	0	2	57	0
Dec 30	@ Sea	L	5	243	48.6	40.2	1	0	57	0
Totals	7-8-1		82	3,756	45.8	39.9	4	22	68	0

2013 St. Louis Rams

Date	Opp	W/L	No	Yds	Avg	Net	TB	In 20	Lg	Blk
Sept 8	Ari	W	3	147	49.0	42.0	1	1	55	0
Sept 15	@ Atl	L	6	298	49.7	49.0	0	0	63	0
Sept 22	@ Dal	L	5	238	47.6	44.4	0	0	57	0
Sept 26	SF	L	11	490	44.5	42.7	1	6	60	0
Oct 6	Jax	W	7	286	40.9	40.1	0	2	56	0
Oct 13	@ Hst	W	3	135	45.0	43.0	0	1	47	0
Oct 20	@ Car	L	4	159	39.8	40.0	0	0	52	0
Oct 28	Sea	L	4	182	45.5	43.3	0	2	55	0
Nov 3	Ten	L	5	242	48.4	46.8	0	1	57	0
Nov 10	@ Ind	W	5	242	48.4	43.4	0	1	61	0
Nov 24	Chi	W	2	97	48.5	48.5	0	0	51	0
Dec 1	@ SF	L	5	244	48.8	47.8	0	1	54	0
Dec 8	@ Ari	L	5	257	51.4	42.8	2	0	64	0
Dec 15	NO	W	4	167	41.8	41.8	0	2	52	0
Dec 22	TB	W	2	88	44.0	44.0	0	1	46	0
Dec 29	@ Sea	L	7	337	48.1	48.4	0	1	58	0
Totals	7-9		78	3,609	46.3	44.2	4	19	64	0



JOHNNY HEKKER'S GAME-BY-GAME CONT.

2014 St. Louis Rams

Date	Opp	W/L	No	Yds	Avg	Net	TB	In 20	Lg	Blk
Sept 7	Min	L	6	279	46.5	45.5	0	2	57	0
Sept 14	@ TB	W	2	98	49.0	49.0	0	1	53	0
Sept 21	Dal	L	1	24	24.0	24.0	0	1	24	0
Oct 5	@ Phi	L	4	166	41.5	28.6	0	2	56	1
Oct 13	SF	L	8	351	43.9	40.3	0	2	56	0
Oct 19	Sea	W	3	153	51.0	44.7	0	1	56	0
Oct 26	@ KC	L	6	324	54.0	46.2	1	1	60	0
Nov 2	@ SF	W	6	281	46.8	41.5	1	2	60	0
Nov 9	@ Ari	L	7	305	43.6	39.6	1	2	57	0
Nov 16	Den	W	6	260	43.3	43.3	0	4	54	0
Nov 23	@ SD	L	4	178	44.5	44.5	0	2	57	0
Nov 30	Oak	W	6	275	45.8	41.8	1	3	60	0
Dec 7	@ Was	W	4	174	43.5	42.8	0	3	61	0
Dec 11	Ari	L	8	404	50.5	43.8	0	3	59	0
Dec 21	NYG	L	4	202	50.5	45.5	1	2	56	0
Dec 28	@ Sea	L	5	247	49.4	48.0	0	1	55	0
Totals	6-10		80	3,721	46.5	42.3	5	33	61	1

2015 St. Louis Rams

Date	Opp	W/L	No	Yds	Avg	Net	TB	In 20	Lg	Blk
Sept 13	Sea	W	3	142	47.3	26.3	0	0	55	0
Sept 20	@ Was	L	8	381	47.6	46.1	0	4	53	0
Sept 27	Pit	L	4	170	42.5	37.5	1	2	50	0
Oct 4	@ Ari	W	7	348	49.7	45.1	0	2	57	0
Oct 11	@ GB	L	4	181	45.3	38.0	1	1	51	0
Oct 25	Cle	W	5	244	48.8	48.0	0	3	56	0
Nov 1	SF	W	8	436	54.5	49.8	0	4	60	0
Nov 8	@ Min	L	8	372	46.5	41.5	0	2	63	0
Nov 15	Chi	L	6	296	49.3	47.8	0	3	60	0
Nov 22	@ Bal	L	8	367	45.9	42.8	1	4	63	0
Nov 29	@ Cin	L	5	225	45.0	37.8	1	1	56	0
Dec 6	Ari	L	8	436	54.5	48.3	1	5	68	0
Dec 13	Det	W	6	284	47.3	45.5	0	4	61	0
Dec 17	TB	W	5	220	44.0	44.0	0	3	49	0
Dec 27	@ Sea	W	6	240	40.0	36.7	0	2	50	0
Jan 3	@ SF	L	5	259	51.8	47.8	1	1	68	0
Totals	7-9		96	4,601	47.9	43.7	6	41	68	0

2016 L.A. Rams

Date	Opp	W/L	No	Yds	Avg	Net	TB	In 20	Lg	Blk
Sept 12	@ SF	L	10	431	43.1	42.0	0	4	54	0
Sept 18	Sea	W	6	237	39.5	39.5	0	6	52	0
Sept 25	@ TB	W	5	256	51.2	46.0	0	2	64	0
Oct 2	@ Ari	W	6	277	46.2	42.3	0	3	55	0
Oct 9	Buf	L	2	109	54.5	55.5	0	1	57	0
Oct 16	@ Det	L	2	94	47.0	45.0	0	0	54	0
Oct 23	NYG	L	7	322	46.0	44.1	0	6	60	0
Nov 6	Car	L	5	243	48.6	44.6	1	2	75	0
Nov 13	@ NYJ	W	7	362	51.7	50.3	0	4	78	0
Nov 20	Mia	L	8	364	45.5	45.4	0	5	61	0
Nov 27	@ NO	L	6	294	49.0	47.7	0	2	68	0
Dec 4	@ NE	L	8	430	53.8	52.9	0	5	76	0
Dec 11	Atl	L	7	340	48.6	48.6	0	6	57	0
Dec 15	@ Sea	L	4	216	54.0	50.0	0	0	66	0
Dec 24	SF	L	8	368	46.0	44.9	0	4	53	0
Jan 1	Ari	L	7	337	48.1	44.4	0	1	73	0
Totals	4-12		98	4,680	47.8	46.0	1	51	78	0

2017 L.A. Rams

Date	Opp	W/L	No	Yds	Avg	Net	TB	In 20	Lg	Blk
Sept 10	Ind	W	5	218	43.6	43.6	0	5	47	0
Sept 17	Was	L	4	182	45.5	42.3	0	1	55	0
Sept 21	@ SF	W	2	113	56.5	52.0	0	0	64	0
Oct 1	@ Dal	W	2	108	54.0	54.0	0	2	62	0
Oct 8	Sea	L	3	136	45.3	42.0	0	0	62	0
Oct 15	@ Jax	W	7	322	46.0	43.1	1	4	67	0
Oct 22	Ari	W	2	119	59.5	55.0	0	2	65	0
Nov 5	@ NYG	W	2	75	37.5	37.5	0	1	38	0
Nov 12	Hst	W	4	205	51.3	42.0	1	0	55	0
Nov 19	@ Min	L	6	254	42.3	40.8	0	4	56	0
Nov 26	NO	W	3	138	46.0	46.0	0	3	50	0
Dec 3	@ Ari	W	4	207	51.8	48.8	0	0	70	0
Dec 10	Phi	L	5	282	56.4	50.2	1	3	64	0
Dec 17	@ Sea	W	5	213	42.6	39.0	0	2	49	0
Dec 24	@ Ten	W	4	200	50.0	42.0	1	1	57	0
Dec 31	SF	L	7	341	48.7	44.1	0	2	58	0
Totals	11-5		65	3,113	47.9	44.3	4	30	70	0

Playoffs

Jan 6	L	5	218	43.6	42.8	0	5	66	0
Totals	0-1	5	218	43.6	42.8	0	5	66	0

2018 L.A. Rams

Date	Opp	W/L	No	Yds	Avg	Net	TB	In 20	Lg	Blk
Sept 10	@ Oak	W	2	117	58.5	53.5	0	2	62	0
Sept 16	Ari	W	2	102	51.0	41.0	1	1	60	0
Sept 23	LAC	W	1	49	49.0	38.0	0	0	49	0
Sept 27	Min	W	2	71	35.5	35.5	0	0	39	0
Oct 7	@ Sea	W	1	38	38.0	41.0	0	1	38	0
Oct 14	@ Den	W	3	120	40.0	40.0	0	3	52	0
Oct 21	@ SF	W	4	122	30.5	29.0	0	1	50	0
Oct 28	GB	W	7	316	45.1	43.3	0	3	52	0
Nov 4	@ NO	L	1	47	47.0	47.0	0	0	47	0
Nov 11	Sea	W	2	89	44.5	40.0	0	1	55	0
Nov 19	KC	W	4	222	55.5	50.0	0	3	68	0
Dec 2	@ Det	W	3	151	50.3	43.7	1	0	55	0
Dec 9	@ Chi	L	3	146	48.7	41.3	0	1	62	0
Dec 16	Phi	L	3	169	56.3	52.0	0	1	65	0
Dec 23	@ Ari	W	2	103	51.5	51.0	0	1	59	0
Dec 30	SF	W	3	130	43.3	43.3	0	0	48	0
Totals	13-3		43	1,992	46.3	43.0	2	21	68	0

Playoffs

Jan 12	Dal	W	1	29	29.0	29.0	0	0	29	0
Jan 20	@ NO	W	4	183	45.8	45.8	0	1	50	0
Feb 3	NE	L	9	147	46.3	46.1	0	5	65	0
Totals	2-1		14	629	44.9	44.8	0	6	65	0



JOHNNY HEKKER'S GAME-BY-GAME CONT.

2019 L.A. Rams

Date	Opp	W/L	No	Yds	Avg	Net	TB	In 20	Lg	Blk
Sept 8	@ Car	W	3	144	48.0	28.5	0	0	71	1
Sept 15	NO	W	4	199	49.8	41.3	0	0	66	0
Sept 22	@ Cle	W	2	79	39.5	39.5	0	1	41	0
Sept 29	TB	L	1	41	41.0	41.0	0	1	41	0
Oct 3	@ Sea	L	3	153	51.0	51.0	0	1	59	0
Oct 13	SF	L	5	269	53.8	46.2	0	1	61	0
Oct 20	@ Atl	W	3	95	31.7	33.7	0	1	43	0
Oct 27	Cin	W	5	222	44.4	44.4	0	3	56	0
Nov 10	@ Pit	L	8	379	47.4	42.3	1	2	56	0
Nov 17	Chi	W	6	329	54.8	44.8	3	1	67	0
Nov 25	Bal	L	4	200	50.0	38.8	0	0	55	0
Dec 1	@ Ari	W	4	165	41.3	40.0	0	1	44	0
Dec 8	Sea	W	3	152	50.7	49.7	0	0	55	0
Dec 15	@ Dal	L	5	279	55.8	51.8	0	4	69	0
Dec 21	@ SF	L	6	266	44.3	44.3	0	3	52	0
Dec 29	Ari	W	4	156	39.0	34.0	1	3	45	0
Totals		9-7	66	3,128	47.4	42.4	5	22	71	1

2020 L.A. Rams

Date	Opp	W/L	No	Yds	Avg	Net	TB	In 20	Lg	Blk
Sept 8	@ NO	L	5	191	38.2	26.2	0	0	53	0
Sept 15	LAC	L	7	311	44.4	42.3	0	2	64	0
Sept 22	@ LV	W	4	177	44.3	44.3	0	2	51	0
Sept 29	Cin	L	2	102	51.0	49.5	0	1	55	0
Oct 6	@ Chi	L	4	206	51.5	40.0	2	1	65	0
Oct 13	Atl	L	3	120	40.0	30.3	0	1	58	0
Oct 20	@ Was	L	5	252	50.4	47.4	0	2	62	0
Oct 27	@ Den	L	5	247	49.4	49.4	0	1	53	0
Nov 3	NO	W	5	216	43.2	41.8	0	3	52	0
Nov 10	NYG	W	7	337	48.1	45.7	0	3	55	0
Nov 24	KC	L	2	103	51.5	53.5	0	1	55	0
Dec 1	TB	L	5	192	38.4	38.4	0	0	49	0
Dec 8	@ Phi	L	2	90	45.0	44.0	0	1	45	0
Dec 15	Dal	L	4	190	47.5	46.3	0	0	53	0
Dec 22	Ari	W	5	223	44.6	38.0	1	1	57	0
Dec 29	@ TB	L	5	226	45.2	37.5	0	3	51	1
Jan 5	@ Atl	W	3	155	51.7	48.7	0	2	57	0
Totals		5-12	73	3,338	45.7	41.9	3	24	65	1

2021 L.A. Rams

Date	Opp	W/L	No	Yds	Avg	Net	TB	In 20	Lg	Blk
Sept 12	Chi	W	1	50	50.0	47.0	0	0	50	0
Sept 19	@ Ind	W	3	109	36.3	36.3	0	1	46	0
Sept 26	TB	W	3	119	39.7	38.3	0	3	51	0
Oct 3	Ari	L	1	37	37.0	37.0	0	1	37	0
Oct 7	@ Sea	W	5	232	46.4	43.8	0	4	54	0
Oct 17	@ NYG	W	4	160	40.0	40.0	0	4	52	0
Oct 24	Det	W	1	41	41.0	41.0	0	0	41	0
Oct 31	@ Hst	W	4	178	44.5	44.3	0	1	49	0
Nov 7	Ten	L	4	199	49.8	42.0	1	0	57	0
Nov 15	@ SF	L	3	124	41.3	41.3	0	0	44	0
Nov 28	@ GB	L	5	205	41.0	41.0	0	1	53	0
Dec 5	Jax	W	3	150	50.0	50.0	0	1	58	0
Dec 13	@ Ari	W	3	120	40.0	40.0	0	1	42	0
Dec 21	Sea	W	3	130	43.3	38.7	0	1	51	0
Dec 26	@ Min	W	2	108	54.0	54.0	0	1	55	0
Jan 2	@ Bal	W	2	92	46.0	46.0	0	2	53	0
Jan 9	SF	L	4	198	49.5	46.0	0	2	59	0
Totals		12-5	51	2,252	44.2	42.6	1	23	59	0
Playoffs										
Jan 17	Ari	W	5	198	39.6	39.6	0	5	45	0
Jan 23	@ TB	W	4	195	48.8	42.0	1	1	54	0
Jan 30	SF	W	1	58	58.0	49.0	0	0	58	0
Feb 13	Cin	W	6	261	43.5	35.5	1	3	55	0
Totals		4-0	16	712	44.5	39.3	2	9	58	0

2022 Carolina Panthers

Date	Opp	W/L	No	Yds	Avg	Net	TB	In 20	Lg	Blk
Sept 11	Cle	L	5	250	50.0	44.2	0	0	61	0
Sept 18	@ NYG	L	5	212	42.4	42.4	0	4	50	0
Sept 25	NO	W	6	281	46.8	44.0	0	4	59	0
Oct 2	Ari	L	4	209	52.3	49.3	0	1	57	0
Oct 9	SF	L	3	154	51.3	48.7	0	2	67	0
Oct 16	@ LAR	L	7	362	51.7	43.9	2	3	68	0
Oct 23	TB	W	7	360	51.4	42.0	1	2	62	0
Oct 30	@ Atl	L	3	141	47.0	40.7	0	1	52	0
Nov 6	@ Cin	L	5	270	54.0	43.6	0	2	63	0
Nov 10	Atl	W	5	216	43.2	38.6	0	2	52	0
Nov 20	@ Bal	L	6	265	44.2	43.3	0	4	53	0
Nov 27	Den	W	5	255	51.0	51.0	0	4	59	0
Dec 11	@ Sea	W	2	107	53.5	43.5	1	0	67	0
Dec 18	Pit	L	4	194	48.5	47.3	0	1	63	0
Dec 24	Det	W	3	117	39.0	32.3	1	2	52	0
Jan 1	@ TB	L	5	251	50.2	46.2	1	3	58	0
Jan 8	@ NO	W	6	281	46.8	46.8	0	4	54	0
Totals		7-10	81	3,925	48.5	44.1	6	39	68	0

2023 Carolina Panthers

Date	Opp	W/L	No	Yds	Avg	Net	TB	In 20	Lg	Blk
Sept 10	@ Atl	L	5	266	53.2	52.4	0	1	69	0
Sept 18	NO	L	5	239	47.8	44.6	0	2	54	0
Sept 24	@ Sea	L	5	246	49.2	41.0	0	3	58	0
Oct 1	Min	L	5	229	45.8	40.0	1	2	59	0
Oct 8	@ Det	L	3	114	38.0	38.0	0	1	45	0
Oct 15	@ Mia	L	4	189	47.3	47.3	0	1	55	0
Oct 29	Hst	W	4	203	50.8	44.5	0	1	63	0
Nov 5	Ind	L	4	174	43.5	40.8	0	2	50	0
Nov 9	@ Chi	L	6	272	45.3	43.3	0	3	55	0
Nov 19	Dal	L	5	242	48.4	44.4	1	1	61	0
Nov 26	@ Ten	L	6	282	47.0	41.0	1	2	58	0
Dec 3	@ TB	L	8	367	45.9	43.3	0	1	57	0
Dec 10	@ NO	L	2	86	43.0	31.5	0	0	49	0
Dec 17	Atl	W	5	235	47.0	41.2	1	2	53	0
Dec 24	GB	L	3	151	50.3	48.3	0	1	56	0
Dec 31	@ Jax	L	6	297	49.5	43.3	1	1	52	0
Jan 7	TB	L	6	246	41.0	41.0	0	1	44	0
Totals		2-15	82	3,838	46.8	43.0	5	25	69	0

2024 Carolina Panthers

Date	Opp	W/L	No	Yds	Avg	Net	TB	In 20	Lg	Blk
Sept 8	@ NO	L	5	191	38.2	26.2	0	0	53	0
Sept 15	LAC	L	7	311	44.4	42.3	0	2	64	0
Sept 22	@ LV	W	4	177	44.3	44.3	0	2	51	0
Sept 29	Cin	L	2	102	51.0	49.5	0	1	55	0
Oct 6	@ Chi	L	4	206	51.5	40.0	2	1	65	0
Oct 13	Atl	L	3	120	40.0	30.3	0	1	58	0
Oct 20	@ Was	L	5	252	50.4	47.4	0	2	62	0
Oct 27	@ Den	L	5	247	49.4	49.4	0	1	53	0
Nov 3	NO	W	5	216	43.2	41.8	0	3	52	0
Nov 10	NYG	W	7	337	48.1	45.7	0	3	55	0
Nov 24	KC	L	2	103	51.5	53.5	0	1	55	0
Dec 1	TB	L	5	192	38.4	38.4	0	0	49	0
Dec 8	@ Phi	L	2	90	45.0	44.0	0	1	45	0
Dec 15	Dal	L	4	190	47.5	46.3	0	0	53	0
Dec 22	Ari	W	5	223	44.6	38.0	1	1	57	0
Dec 29	@ TB	L	5	226	45.2	37.5	0	3	51	1
Jan 5	@ Atl	W	3	155	51.7	48.7	0	2	57	0
Totals		5-12	73	3,338	45.7	41.9	3	24	65	1



JOHNNY HEKKER'S NFL STATISTICS

REGULAR SEASON

		PUNTING										
Year	Team	GP	No.	Yds	Avg	Ret	Yds	TB	In	Lg	Blk	Net
2012	St. Louis Rams	16	82	3,756	45.8	41	402	4	22	68	0	39.9
2013	St. Louis Rams	16	78	3,609	46.3	30	79	4	19	64	0	44.2
2014	St. Louis Rams	16	80	3,721	46.5	28	192	5	33	61	1	42.3
2015	St. Louis Rams	16	96	4,601	47.9	40	289	6	41	68	0	43.7
2016	L.A. Rams	16	98	4,680	47.8	35	152	1	51	78	0	46.0
2017	L.A. Rams	16	65	3,113	47.9	25	152	4	30	70	0	44.3
2018	L.A. Rams	16	43	1,992	46.3	12	104	2	21	68	0	43.0
2019	L.A. Rams	16	66	3,128	47.4	23	190	5	22	71	1	42.4
2020	L.A. Rams	16	68	3,099	45.6	23	297	5	28	63	1	39.2
2021	L.A. Rams	17	51	2,252	44.2	9	60	1	23	59	0	42.6
2022	Carolina	17	81	3,925	48.5	27	231	6	39	68	0	44.1
2023	Carolina	17	82	3,838	46.8	31	210	5	25	69	0	43.0
2024	Carolina	17	73	3,338	45.7	26	178	3	24	65	1	41.9
NFL Totals		212	963	45,052	46.8	350	2,536	51	378	78	4	42.9

PLAYOFFS

		PUNTING										
Year	Team	GP	No.	Yds	Avg	Ret	Yds	TB	In	Lg	Blk	Net
2017	L.A. Rams	1	5	218	43.6	1	4	0	5	66	0	42.8
2018	L.A. Rams	3	14	629	44.9	2	2	0	6	65	0	44.8
2020	L.A. Rams	2	11	519	47.2	5	43	0	1	64	0	43.3
2021	L.A. Rams	4	16	712	44.5	6	44	2	9	58	0	39.3
NFL Totals		10	46	2,078	45.2	14	93	2	21	66	0	42.3

REGULAR SEASON

		PASSING											RUSHING					
Year	Team	GP/GS	Att	Cmp	Pct	Yds	Yd/Att	TD	INT	Lg	Sk	Yds	Rat	Att	Yds	Avg	Lg	TD
2012	STL	0/0	3	3	100.0	42	14.0	1	0	21	0	0	158.3	1	-9	-9.0	-9	0
2013	STL	0/0	1	0	0.0	0	0.0	0	0	0	0	0	39.6	0	0	-	0	0
2014	STL	0/0	2	2	100.0	37	18.5	0	0	19	0	0	118.8	0	0	-	0	0
2015	STL	0/0	4	1	25.0	20	5.0	0	0	20	0	0	47.9	0	0	-	0	0
2016	LAR	0/0	2	1	50.0	4	2.0	0	0	4	0	0	56.3	0	0	-	0	0
2017	LAR	0/0	3	2	66.7	34	11.3	0	0	28	0	0	104.9	0	0	-	0	0
2018	LAR	0/0	4	2	50.0	19	4.8	0	0	12	0	0	63.5	1	3	3.0	3	0
2019	LAR	0/0	3	2	66.7	28	9.3	0	0	23	0	0	56.9	0	0	-	0	0
2021	LAR	0/0	1	1	100.0	2	2.0	0	0	2	0	0	79.2	1	0	0.0	0	0
2023	CAR	0/0	1	1	100.0	7	7.0	0	0	7	0	0	95.8	1	-11	-11.0	-11	0
2024	CAR	0/0	2	0	0.0	0	0.0	0	0	0	0	0	39.6	0	0	-	0	0
NFL Totals		0/0	26	15	57.7	193	7.4	1	0	28	0	0	77.9	4	-17	-4.3	3	0

PLAYOFFS

		PASSING											RUSHING					
Year	Team	GP/GS	Att	Cmp	Pct	Yds	Yd/Att	TD	INT	Lg	Sk	Yds	Rat	Att	Yds	Avg	Lg	TD
2018	LAR	0/0	1	1	100.0	12	12.0	0	0	0	0	0	116.7	0	0	-	0	0
NFL Totals		0/0	1	1	100.0	12	12.0	0	0	0	0	0	116.7	0	0	-	0	0

Single-Game Highs

Punts - 11 vs. San Francisco (9/26/13)
Yards - 490 vs. San Francisco (9/26/13)
Gross Avg. - 56.9 vs. Arizona (10/4/12)
Net Avg. - 52.9 at New England (12/4/16)
Long Punt - 78 at N.Y. Jets (11/13/16)
In20 - 6 (Four times, last vs. Atlanta 12/11/16)

Playoff Single-Game Highs

Punts - 9 vs. New England (2/3/19)
Yards - 417 vs. New England (2/3/19)
Gross Avg. - 50.5 at Green Bay (1/16/21)
Net Avg. - 46.3 at Green Bay (1/16/21)
Long Punt - 66 vs. Atlanta (1/6/18)
In20 - 5 (Three times, last vs. Arizona 1/17/22)

Additional Statistics

Special Teams Tackles - 1 (2012), 2 (2013), 1 (2015), 1 (2017),
1 (2018), 1 (2019), 1 (2024)
Fumble Recoveries - 2 (2012), 1 (2021)
Field Goals - 1 for 1 for 20 yards (2018)
PATs - 1 for 1 (2018)
Kickoffs - 1 (2013), 2 (2015), 6 (2018), 1 (2019), 3 (2024)
Touchbacks - 1 (2015), 2 (2018), 1 (2019)



84 GUNNAR HELM

TIGHT END • 6'5" • 241 LBS

COLLEGE: TEXAS • ACQUIRED: 4TH ROUND - 2025

NFL EXPERIENCE (NFL/TITANS): ROOKIE • HOMETOWN: ENGLEWOOD, COLO.

GAMES PLAYED/GAMES STARTED: 0/0 (PLAYOFFS: 0/0)



PRO: The Titans selected Gunnar Helm in the fourth round of the 2025 NFL Draft. The 6-foot-5-inch, 241-pound tight end is a sure-handed receiving threat and an agile ball-carrier after the catch. Helm appeared in 54 games in four seasons (2021-24) with the Longhorns including a career-high 16 starts his senior season. The University of Texas product will look to find a role in the Titans tight end room both on offense and special teams.

TITANS TIDBITS:

- Helm grew up near Denver in Englewood, Colorado and played a lot of pond hockey as a kid.
- He trained at Lipscomb Academy in Nashville preparing for the draft.
- Has a dog named Daryl.

CAREER TRANSACTIONS:

- The Englewood, Colo., native was selected by the Titans in fourth round (120th overall) of the 2025 NFL Draft.

COLLEGE:

Played in 54 games with 26 starts over four seasons (2021-24) at the University of Texas. Helm recorded 79 receptions for 1,022 yards and nine touchdowns in his college career. After three years of playing behind upperclassmen, he was a second team All-SEC and a John Mackey Award semifinalist as a senior behind a career-high 60 catches and seven touchdowns.

AS A SENIOR (2024), started all 16 games at Texas. Recorded a career-high and team-leading 60 receptions for 786 yards and seven touchdowns. Was named Second Team All-SEC and a semifinalist for the John Mackey Award, presented to the nation's most outstanding tight end.

- At Michigan (9/7), recorded a career-best seven receptions for 98 yards and a touchdown in the win.
- Against UTSA (9/14), notched a career-long 49-yard reception in the victory.
- Against Oklahoma (10/12), recorded five receptions for 91 yards and a touchdown in the blowout rivalry victory.
- Against Georgia (10/19), made six catches for 62 yards.
- Against Kentucky (11/23), hauled in five receptions for 51 yards and a career-high two touchdowns.
- Against Clemson in the first round of the College Football Playoff (12/21), recorded six receptions for 77 yards and a touchdown to help the Longhorns advance to the quarterfinals.

AS A JUNIOR (2023), played in 14 games with six starts. Recorded 14 receptions for 192 yards and two touchdowns. Voted honorable mention All-Big 12 and selected Academic All-Big 12 second team.

- Against Oklahoma (10/7), hauled in a then career-high four receptions for 67 yards and a touchdown.
- At Iowa State (11/8), made two receptions for 40 yards and a touchdown.

AS A SOPHOMORE (2022), saw action in 13 games with four starts. Recorded five receptions for 44 yards. Selected Academic All-Big 12 first team. Returned one kick for 12 yards.

- Against Louisiana Monroe (9/3), made his first college start at tight end.
- Against Washington (12/29), caught one pass for then career-long 19 yard reception in the Alamo Bowl.

AS A FRESHMAN (2021), appeared in 12 games, primarily on the Longhorns' field goal unit. Was selected to the Academic All-Big 12 rookie team.

- Graduated from Texas with a bachelor's degree in corporate communications in December 2024.

PERSONAL:

- Played at Cherry Creek (Co.) High, where he was an All State and All-Centennial League tight end. The No. 3 prospect in the state of Colorado by Rivals.com., No. 7 in the state by ESPN and No. 14 in the state by 247 Sports. Caught 28 passes for 367 yards and seven touchdowns as a senior, helping lead Cherry Creek to the second of two consecutive undefeated seasons and back-to-back 5A state championships.
- Also played basketball and lacrosse in high school.
- Son of Patti and Blake Helm. Has three sisters - Madison, Morgan and Emerson.
- Follow Helm on X at @gunnar_helm and on Instagram at @gunnarbhelm.
- Born Gunnar Blake Helm on Sept. 6, 2002 in Greenwood Village, Colo.



GUNNAR HELM'S COLLEGE STATISTICS

Year	Team	GP	GS	RECEIVING					RUSHING				
				No	Yds	Avg	Lg	TD	Att	Yds	Avg	Lg	TD
2021	Texas	12	0	0	0	-	0	0	0	0	-	0	0
2022	Texas	13	4	5	44	8.8	19	0	0	0	-	0	0
2023	Texas	14	6	14	192	13.7	31	2	0	0	-	0	0
2024	Texas	16	16	60	786	13.1	49	7	0	0	-	0	0
College Totals		55		79	1,022	12.9	49	9	0	0	-	0	0

Single-Game Highs

Receptions - 7 at Michigan (9/7/24)

Receiving Yards - 98 at Michigan (9/7/24)

Long Reception - 49 vs. Texas-San Antonio (9/14/24)

Receiving Touchdowns - 2 vs. Kentucky (11/23/24)


37 AMANI HOOKER

SAFETY • 5'11" • 210 LBS

COLLEGE: IOWA • ACQUIRED: 4TH ROUND - 2019

NFL EXPERIENCE (NFL/TITANS): 7/7 • HOMETOWN: MINNEAPOLIS, MINN.

GAMES PLAYED/GAMES STARTED: 80/51 (PLAYOFFS: 5/1)



PRO: The Titans traded up to select Amani Hooker with the 116th overall pick in the fourth round of the 2019 NFL Draft. The 5-foot-11-inch, 210-pound defender was coveted for his versatility, having played safety, and a hybrid linebacker/cornerback position at Iowa. Hooker played in 80 games in his first six NFL seasons and amassed 315 tackles, 12 interceptions and 31 passes defended. He will be relied upon for his defensive leadership and savvy ballhawking ability in the Titans' secondary.

CAREER HIGHLIGHTS:

- In 2024, Hooker led the team with a career-high five interceptions while tying for the team lead with nine passes defended.
- In 2023, Hooker started 13 games at safety and ranked fourth on the team with a career-best 80 tackles and finished second on the squad with seven passes defended.
- In 2020, Hooker tied for the team lead with four interceptions while posting 44 tackles and eight passes defended.

TITANS TIDBITS:

- Hooker was named a finalist for Minnesota's Mr. Football in 2015. Yet he had just two FBS scholarship offers. When the in-state university showed hesitancy after multiple workouts, Hooker knew he belonged at Iowa saying, "love who loves me."
- In February 2019, Hooker helped crowd fund about \$1,200 for the Park Center high school football program through a Pledge-It campaign raising a dollar amount for every inch of his vertical jump at the NFL Scouting Combine. His 37-inch jump ranked fifth among safeties and equaled money for better equipment at his alma mater.
- Amani's brother, Quinton, played basketball for North Dakota and helped take the team to the NCAA tournament his senior year. Quinton was Minnesota's Mr. Basketball in high school and currently plays basketball professionally in Italy. For the past three years, the brothers have hosted a camp in their hometown, bringing together kids from all over the Brooklyn Park area to learn about both football and basketball.

CAREER TRANSACTIONS:

- The Minneapolis, Minn., native was selected by the Titans in the fourth round (116th overall) of the 2019 NFL Draft.

SEASON RECAPS:

2024 (14/14): Started 14 games at safety and led the team with a career-high five interceptions while tying for the team lead with nine passes defended. Collected 70 tackles, seven quarterback pressures, four stops for loss, two forced fumbles and a special teams stop. Was inactive for two contests and did not play in another game. Tied for the team lead in tackles once in 2024 (at CHI). Led or tied for the team lead in passes defended five times in 2024 (at CHI, at MIA, vs. NE, at WAS, at IND).

- At Chicago (9/8), started at safety and tied for the team lead with six tackles and two passes defended. Added a quarterback pressure and a forced fumble. Broke up a pass intended for Rome Odunze in the first quarter. Combined with Jeffery Simmons to stuff Khalil Herbert for no gain on a third-and-one rush late in the second quarter. Forced an Odunze fumble that was recovered by the Bears late in the second quarter. Defended a pass intended for Keenan Allen in the third stanza.
- Against Green Bay (9/22), started at safety and notched five tackles, including a quarterback pressure and a team-high and career-best two stops for loss. Stuffed Josh Jacobs for a one-yard loss on a rush off right guard in the first quarter. Teamed with Ernest Jones IV to stop Emanuel

Jones for no gain on a carry up the middle in the opening stanza. Halted a Packers' drive by stonewalling Jacobs for a one-yard loss on a third-and-two rush in the third quarter. Tackled Chris Brooks for no gain on a rush up the middle in the final stanza.

- At Miami (9/30), started at safety and totaled five tackles with a pass defended. Helped limit the Dolphins to 78 net passing yards. Broke up a pass intended for Tyreek Hill in the second quarter. Stopped De'Von Achane for no gain on a goalline rush in the final stanza.
- Against Indianapolis (10/13), registered six tackles, including a stop for loss to go along with an interception and a quarterback pressure. Intercepted a Joe Flacco pass intended for Michael Pittman Jr. and returned it 30 yards to the Colts' 27-yard line setting up the Titans' first touchdown of the afternoon in the opening quarter. Combined with Harold Landry III to stop Trey Sermon for a two-yard loss on a rush up the middle late in the third stanza. Stonewalled Sermon for a four-yard loss on a rush off left end late in the game.
- At Buffalo (10/20), recorded three tackles, including a stop for loss to go along with a quarterback pressure and a forced fumble. Forced a Dalton Kincaid fumble near the goalline but the ball went out of bounds late in the third quarter. Stuffed James Cook for a one-yard loss on a rush up the middle late in the final stanza.
- Against New England (11/3), totaled five tackles, a career-best two interceptions, another pass defended and a quarterback pressure. Halted a Patriots' drive by intercepting a Drake Maye pass intended for Ja'Lynn Polk on third-and-eight during the first play of the second quarter. Broke up a deep pass intended for Kendrick Bourne late in the fourth quarter. Sealed the victory by picking off a deep pass intended for Kayshon Boutte in overtime. Became the 10th player for the organization in its "Titans era" (1999 to present) to reach 10 career interceptions.
- At Washington (12/1), started at safety and recorded six tackles with an interception. Picked off a Jayden Daniels pass intended for Zach Ertz in the third quarter.
- At Indianapolis (12/22), collected five tackles and his career-best fifth interception of the season. Picked off an Anthony Richardson pass intended for Drew Ogletree in the first quarter.

2023 (13/13): Started 13 games at safety and ranked fourth on the team with 80 tackles. Finished second on the squad with seven passes defended. Added an interception, two quarterback pressures and three stops for loss. Posted four tackles, a forced fumble and a fumble recovery on special teams. Rushed once for two yards on a fake punt. Placed on injured reserve on Dec. 22 and missed the final three contests. Led the team in tackles twice in 2023 (at CLE, vs. CAR). Led or tied for the team lead in passes defended three times in 2023 (at NO, vs. IND, at MIA). Tied for the team lead in special teams tackles twice in 2023 (vs. BAL, vs. IND).

- At New Orleans (9/10), started at safety and notched four tackles, an interception, another pass defended and a stop for loss. Registered a special teams tackle, forced fumble and fumble recovery on coverage units. Gave the Titans ideal field position by forcing a Rashid Shaheed fumble and recovering the loose ball at the Saints' 24-yard line on the opening kickoff of the contest. Stuffed Shaheed for a one-yard loss on a short pass late in the first quarter. Intercepted a Derek Carr pass intended for Juwan Johnson on third-and-eight late in the opening stanza. Broke up a third-and-seven pass intended for Johnson in the third quarter.
- At Cleveland (9/24), started at safety and led the team with 11 tackles to go along with a quarterback pressure. Combined with Azeem Al-Shaair to drop Kareem Hunt for a one-yard loss on a rush off left tackle in the fourth quarter.



- Against Cincinnati (10/1), posted five tackles, including a stop for loss and a pass defended. Deflected a pass intended for Tee Higgins at the goalline in the opening quarter. Stuffed Joe Mixon for a two-yard loss on a rush in the final stanza.
- Against Atlanta (10/29), notched seven tackles and a pass defended. Converted a first down with a two-yard rush on a fake punt on fourth-and-one in the opening stanza. Halted a Falcons drive by breaking up a pass intended for Van Jefferson on third-and-10 in the final stanza.
- Against Carolina (11/26), led the team with 10 tackles. Posted a special teams tackle on coverage units. Sealed the victory by dropping DJ Chark Jr. for no gain on a fourth-and-six pass late in the final stanza.
- Against Indianapolis (12/3), registered three tackles and a team-best two passes defended. Posted a special teams tackle on coverage units. Broke up a pass intended for Michael Pittman Jr. in the second quarter. Defended a pass intended for Josh Downs late in the second quarter. Intercepted a two-point conversion attempt from Gardner Minshew II and raced the length of the field for two points late in the third quarter.
- At Miami (12/11), notched five tackles and a pass defended. Helped limit the NFL's top-ranked passing offense to 208 net yards. Defended a pass intended for Durham Smythe in the third quarter.

2022 (9/9): Started nine games at safety and registered 46 tackles, an interception, four quarterback pressures, a stop for loss, three passes defended, a forced fumble and a fumble recovery. Was inactive for eight games. Led or tied for the team lead in tackles twice in 2022 (vs. IND, vs. CIN). Tied for the team lead in passes defended twice in 2022 (vs. NYG, at BUF). Tied for the team lead in quarterback pressures once in 2022 (vs. JAX).

- Against N.Y. Giants (9/11), posted four tackles and an interception. Halted a Giants' scoring drive by intercepting a Daniel Jones pass intended for Saquon Barkley in the end zone in the fourth quarter.
- Against Las Vegas (9/25), notched six tackles and a forced fumble. Forced a Josh Jacobs fumble that rolled out of bounds at the Titans' two-yard line early in the fourth quarter.
- Against Indianapolis (10/23), returned to the lineup as a starter at safety and tied for the team lead with 10 tackles, including a stop for loss and a fumble recovery. Stuffed Deon Jackson for a one-yard loss on a rush off right end in the second quarter. Sealed the victory by recovering a Michael Pittman fumble that was forced by Terrance Mitchell late in the fourth quarter.
- Against Cincinnati (11/27), returned to the lineup and started at safety in his 50th career regular season game. Led the team with eight tackles.
- Against Jacksonville (12/11), posted four tackles and a pass defended. Tied for the team lead with three quarterback pressures. Broke up a pass intended for Christian Kirk late in the third quarter.
- At Jacksonville (1/7), returned to the lineup as a starter at safety and totaled five tackles.

2021 (12/12, 1/1): Started 12 games at safety and ranked fourth on the team with a career-best 62 tackles. Posted an interception, four passes defended, a stop for loss and a forced fumble. Placed on injured reserve on Sept. 15 and missed four games before being activated from injured reserve designated to return on Oct. 18. Was inactive for one contest. Started the postseason contest and registered seven tackles, an interception, another pass defended and a special teams stop. Led or tied for the team lead in tackles twice in 2021 (at LAR, vs. MIA). Led or tied for the team lead in passes defended twice in 2021 (vs. SF, vs. CIN). Tied for the team lead in special teams tackles once in 2021 (vs. CIN).

- Against Arizona (9/12), started at safety and collected six tackles before leaving the game late in the second quarter with an injury. Hauled in a six-yard pass from Matthias Farley on a fake punt late in the first quarter.
- Against Buffalo (10/18), returned to the lineup as a starter at safety and registered nine tackles with a forced fumble. Forced a Zack Moss fumble that landed out of bounds in the opening quarter.
- At Indianapolis (10/31), started at safety and posted four tackles with a pass defended. Defended a deep pass intended for Mo Alie-Cox late in the second quarter.
- At L.A. Rams (11/7), started at safety and led the team with a career-best 12 tackles. Stopped Darrell Henderson Jr. short of the first down with a diving tackle on a short third-and-three pass in the fourth quarter.
- Against Jacksonville (12/12), started at safety and posted two tackles with a pass defended. Broke up a pass intended for James O'Shaughnessy late in the third quarter.
- Against San Francisco (12/23), started at safety and tallied six tackles

with an interception while helping limit All-Pro tight end George Kittle to just two receptions for 21 yards. Set up the Titans first touchdown of the evening by intercepting a Jimmy Garoppolo pass intended for Deebo Samuel and returning it 21 yards to the San Francisco 18-yard line in the third quarter.

- Against Miami (1/2), started at safety and tied for the team lead with six tackles to go along with a pass defended. Stopped Jaylen Waddle for no gain on a short pass in the first quarter. Defended a pass intended for DeVante Parker in the fourth quarter.
- Against Cincinnati (1/22), made his first career postseason start at safety and registered seven tackles, an interception, another pass defended and a special teams stop. Halted a Bengals' drive by breaking up a third-and-five pass intended for Tee Higgins in the third quarter. Made a diving interception of a Joe Burrow tipped pass that set up the Titans' tying-touchdown late in the third quarter.

2020 (16/3, 1/0): Played in all 16 games with three starts at safety and tied for the team lead with four interceptions. Collected 44 tackles, a stop for loss and eight passes defended. Ranked fourth on the team with seven special teams tackles. Played as a reserve in the postseason contest. Tied for the team lead in passes defended twice at 2020 (at BAL, at HST). Tied for the team lead in special teams tackles once in 2020 (at HST). Collected his first career interception at Minnesota (9/27/20). Made his first career NFL start at Baltimore (11/22/20).

- Against Jacksonville (9/20), played as a reserve at safety and posted two tackles and a pass defended. Broke up a deep pass intended for Collin Johnson in the end zone late in the second quarter.
- At Minnesota (9/27), saw action as a reserve at safety and registered a tackle and his first career interception. Sealed the victory by intercepting a deep pass intended for Adam Thielen that was originally deflected by Kevin Byard late in the fourth quarter.
- Against Pittsburgh (10/25), played as a reserve at safety and registered three tackles and two passes defended, including an interception. Notched a special teams tackle on coverage units. Broke up a pass intended for James Conner in the second quarter. Intercepted a Ben Roethlisberger pass in the end zone that was initially deflected by Jayon Brown late in the final quarter.
- Against Chicago (11/8), played as a reserve at safety and tallied a career-high seven tackles. Registered two special teams tackles on coverage units. Sealed the victory by recovering an onside kick late in the fourth quarter.
- At Baltimore (11/22), made his first career start at safety and totaled six tackles with an interception and another pass defended. Defended a deep pass intended for Marquise Brown in the end zone in the second quarter. Intercepted Lamar Jackson's deep pass intended for Devin Duvernay late in the third quarter.
- At Jacksonville (12/13), started at safety and notched seven tackles, including a stop for loss. Rushed for a first down on a four-yard carry on a fake punt. Stuffed James Robinson for a one-yard loss on a rush up the middle early in the first quarter.
- At Houston (1/3), saw action as a reserve at safety and notched two tackles and an interception in the Titans' division-clinching victory. Collected a special teams tackle on coverage units. Intercepted a Deshaun Watson pass intended for Brandin Cooks in the first quarter.

2019 (16/0, 3/0): Played as a reserve safety in all 16 games as a rookie and collected 13 tackles. Ranked third on the team with eight special teams tackles. Saw action as a reserve in all three postseason contests and notched three tackles on defense and a special teams stop on coverage units. Caught one pass for 28 yards on a fake punt. Tied for the team lead in special teams tackles five times in 2019 (at JAX, vs. BUF, vs. TB, at IND, at HST). Appeared in his first career NFL contest at Cleveland (9/8/19).

- At Cleveland (9/8), made his NFL debut as a reserve at safety and on special teams. Notched a stop on special teams coverage units.
- At Jacksonville (9/19), saw action as a reserve at safety and on special teams. Tied for the team lead with a special teams stop.
- At Atlanta (9/29), played as a reserve at safety and registered four tackles.
- Against Tampa Bay (10/27), saw action as a reserve at safety and tallied a tackle. Notched a special teams tackle on coverage units.
- Against Jacksonville (11/24), played as a reserve at safety and on special teams. Notched two tackles on special teams coverage units.
- At Indianapolis (12/1), saw action as a reserve at safety and posted two tackles. Tied for the team lead with a special teams tackle on coverage



units.

- At Oakland (12/8), saw significant action as a reserve at safety and amassed three tackles.
- Against Houston (12/15), played as a reserve at safety and on special teams.
- At New England (1/4), saw action as a reserve safety in his postseason debut and posted two tackles.
- At Kansas City (1/19), saw action as a reserve at safety and on special teams. Posted a special teams tackle on coverage units and hauled in his first career reception on a fake punt. Extended the Titans' final touchdown drive with a 28-yard reception from Brett Kern on a fake punt in the fourth quarter.

COLLEGE:

- During a three-year career at Iowa, played in 36 games with 19 starts and totaled 125 tackles, six interceptions, a sack, 3.5 tackles for loss and nine passes defended. Declared for the NFL Draft following his junior campaign.
- As a junior (2018), named Tatum-Woodson Defensive Back of the Year in the Big Ten. Selected second team All-America by The Associated Press and USA Today and All-Big Ten by league coaches and media. Selected as Roy Carver Most Valuable Player for the Iowa defense. Started all 13 games and shared the team lead with four interceptions and seven pass break-ups, while ranking second with 65 tackles.
- As a sophomore (2017), saw action in 10 games with six starts and recorded 56 tackles, two interceptions with a touchdown return, and two passes defended. Named to Associated Press All-Bowl team following his performance in Pinstripe Bowl win over Boston College.
- As a freshman (2016), saw action in all 13 games, primarily on special teams, recording three solo tackles and one assist.
- Majored in sports and recreation management with a minor in entrepreneurship at Iowa.

PERSONAL:

- Attended Parker Center (Brooklyn Park, Minn.), High School where he played primarily safety and wide receiver, but also lined up at cornerback, running back, quarterback and linebacker.
- As a senior, was selected Conference MVP, named first team All-State and was a finalist for "Mr. Football."
- In his final high school campaign, the team captain set the school record for interceptions in a season (11) and helped the team post a 9-3 record, while reaching state playoffs.

- Named second team All-State as a junior and third-team All-State as a sophomore and was selected first team All-Conference for three straight seasons.
- Also played basketball.
- List of favorites: (TV show) "Naruto"; (movies) "Transformers" series; (musician) Drake; (meal) My mom's chicken and rice; (dessert) My mom's brownies or her scotcheroos; (childhood sports team) Miami Heat because of Dwyane Wade and LeBron James; and (hidden talent) Fortnite.
- Married to Stelle.
- Follow Hooker on Instagram and X at @amanihooker37.
- Born Amani Corvelle Hooker on June 14, 1998 in Minneapolis, Minn.

AMANI HOOKER'S GAME-BY-GAME

2019 Tennessee Titans

Date	Opp	W/L	P/S	Tot Solo Asst	Sk - Yds	QBP	TFL	Int - Yds -TD	PD	FF	FR - Yds	SpT
Sept 8	@ Cle	W	p	0 0 0	0.0 0.0	0	0	0 0 0	0	0	0 0	1
Sept 15	Ind	L	p	0 0 0	0.0 0.0	0	0	0 0 0	0	0	0 0	0
Sept 19	@ Jax	L	p	0 0 0	0.0 0.0	0	0	0 0 0	0	0	0 0	1
Sept 29	@ Atl	W	p	4 3 1	0.0 0.0	0	0	0 0 0	0	0	0 0	0
Oct 6	Buf	L	p	0 0 0	0.0 0.0	0	0	0 0 0	0	0	0 0	1
Oct 13	@ Den	L	p	0 0 0	0.0 0.0	0	0	0 0 0	0	0	0 0	0
Oct 20	LAC	W	p	1 1 0	0.0 0.0	0	0	0 0 0	0	0	0 0	0
Oct 27	TB	W	p	1 0 1	0.0 0.0	0	0	0 0 0	0	0	0 0	1
Nov 3	@ Car	L	p	0 0 0	0.0 0.0	0	0	0 0 0	0	0	0 0	0
Nov 10	KC	W	p	2 1 1	0.0 0.0	0	0	0 0 0	0	0	0 0	0
Nov 24	Jax	W	p	0 0 0	0.0 0.0	0	0	0 0 0	0	0	0 0	2
Dec 1	@ Ind	W	p	2 2 0	0.0 0.0	0	0	0 0 0	0	0	0 0	1
Dec 8	@ Oak	W	p	3 1 2	0.0 0.0	0	0	0 0 0	0	0	0 0	0
Dec 15	Hst	L	p	0 0 0	0.0 0.0	0	0	0 0 0	0	0	0 0	0
Dec 22	NO	L	p	0 0 0	0.0 0.0	0	0	0 0 0	0	0	0 0	0
Dec 29	@ Hst	W	p	0 0 0	0.0 0.0	0	0	0 0 0	0	0	0 0	1
Totals			9-7 16/0	13 8 5	0.0 0.0	0	0	0 0 0	0	0	0 0	8
Playoffs												
Jan 4	@ NE	W	p	2 0 2	0.0 0.0	0	0	0 0 0	0	0	0 0	0
Jan 11	@ Bal	W	p	1 0 1	0.0 0.0	0	0	0 0 0	0	0	0 0	0
Jan 19	@ KC	L	p	0 0 0	0.0 0.0	0	0	0 0 0	0	0	0 0	1
Totals			2-1 3/0	3 0 3	0.0 0.0	0	0	0 0 0	0	0	0 0	1

2020 Tennessee Titans

Date	Opp	W/L	P/S	Tot Solo Asst	Sk - Yds	QBP	TFL	Int - Yds -TD	PD	FF	FR - Yds	SpT
Sept 14	@ Den	W	p	0 0 0	0.0 0.0	0	0	0 0 0	0	0	0 0	0
Sept 20	Jax	W	p	2 2 0	0.0 0.0	0	0	0 0 0	1	0	0 0	1
Sept 27	@ Min	W	p	1 1 0	0.0 0.0	0	0	1 3 0	1	0	0 0	0
Oct 13	Buf	W	p	2 2 0	0.0 0.0	0	0	0 0 0	0	0	0 0	1
Oct 18	Hst	W	p	1 1 0	0.0 0.0	0	0	0 0 0	0	0	0 0	0
Oct 25	Pit	L	p	3 2 1	0.0 0.0	0	0	1 0 0	2	0	0 0	1
Nov 1	@ Cin	L	p	1 0 1	0.0 0.0	0	0	0 0 0	0	0	0 0	1
Nov 8	Chi	W	p	7 5 2	0.0 0.0	0	0	0 0 0	0	0	0 0	2
Nov 12	Ind	L	p	1 1 0	0.0 0.0	0	0	0 0 0	0	0	0 0	0
Nov 22	@ Bal	W	S	6 3 3	0.0 0.0	0	0	1 6 0	2	0	0 0	0
Nov 29	@ Ind	W	p	0 0 0	0.0 0.0	0	0	0 0 0	1	0	0 0	0
Dec 6	Cle	L	p	2 1 1	0.0 0.0	0	0	0 0 0	0	0	0 0	0
Dec 13	@ Jax	W	S	7 5 2	0.0 0.0	0	1	0 0 0	0	0	0 0	0
Dec 20	Det	W	S	7 5 2	0.0 0.0	0	0	0 0 0	0	0	0 0	0
Dec 27	@ GB	L	p	2 1 1	0.0 0.0	0	0	0 0 0	0	0	0 0	0
Jan 3	@ Hst	W	p	2 1 1	0.0 0.0	0	0	1 2 0	1	0	0 0	1
Totals			11-5 16/3	44 30 14	0.0 0.0	0	1	4 11 0	8	0	0 0	7
Playoffs												
Jan 10	Bal	L	p	0 0 0	0.0 0.0	0	0	0 0 0	0	0	0 0	0
Totals			0-1 1/0	0 0 0	0.0 0.0	0	0	0 0 0	0	0	0 0	0

2021 Tennessee Titans

Date	Opp	W/L	P/S	Tot Solo Asst	Sk - Yds	QBP	TFL	Int - Yds -TD	PD	FF	FR - Yds	SpT
Sept 12	Ari	L	S	6 6 0	0.0 0.0	0	0	0 0 0	0	0	0 0	0
Sept 19	@ Sea	W	IR									
Sept 26	Ind	W	IR									
Oct 3	@ NYJ	L	IR									
Oct 10	@ Jax	W	IR									
Oct 18	Buf	W	S	9 6 3	0.0 0.0	0	0	0 0 0	0	1	0 0	0
Oct 24	KC	W	IA									
Oct 31	@ Ind	W	S	4 2 2	0.0 0.0	0	0	0 0 0	0	1	0 0	0
Nov 7	@ LAR	W	S	12 8 4	0.0 0.0	0	0	0 0 0	0	0	0 0	0
Nov 14	NO	W	S	4 2 2	0.0 0.0	0	0	0 0 0	0	0	0 0	0
Nov 21	Hst	L	S	4 1 3	0.0 0.0	0	0	0 0 0	0	0	0 0	0
Nov 28	@ NE	L	S	5 3 2	0.0 0.0	0	0	0 0 0	0	0	0 0	0
Dec 12	Jax	W	S	2 2 0	0.0 0.0	0	0	0 0 0	0	1	0 0	0
Dec 19	@ Pit	L	S	2 1 1	0.0 0.0	0	0	0 0 0	0	0	0 0	0
Dec 23	SF	W	S	6 2 4	0.0 0.0	0	0	1 21 0	1	0	0 0	0
Jan 2	Mia	W	S	6 3 3	0.0 0.0	0	0	0 0 0	0	1	0 0	0

Jan 9	@ Hst	W	S	2	2	0	0.0	0.0	0	1	0	0	0	0	0	0	0
Totals			12-5 12/12	62 38 24	0.0 0.0	0	0	1 1 21	0	4	1	0	0	0	0	0	0
Playoffs																	
Jan 22	Cin	L	S	7	4	3	0.0	0.0	0	0	1	15	0	2	0	0	1
Totals			0-1 1/1	7 4 3	0.0 0.0	0	0	1 15 0	2	0	0	0	0	0	0	1	1

2022 Tennessee Titans

Date	Opp	W/L	P/S	Tot Solo Asst	Sk - Yds	QBP	TFL	Int - Yds -TD	PD	FF	FR - Yds	SpT
Sept 11	NYG	L	S	4 3 1	0.0 0.0	0	0	1 0 0	0	1	0 0	0
Sept 19	@ Buf	L	S	2 2 0	0.0 0.0	0	0	0 0 0	0	1	0 0	0
Sept 25	LV	W	S	6 5 1	0.0 0.0	0	0	0 0 0	0	0	1 0	0
Oct 2	@ Ind	W	IA									
Oct 9	@ Was	W	IA									
Oct 23	Ind	W	S	10 9 1	0.0 0.0	0	1	0 0 0	0	0	1 0	0
Oct 30	@ Hst	W	S	1 1 0	0.0 0.0	0	0	0 0 0	0	0	0 0	0
Nov 6	@ KC	L	IA									
Nov 13	Den	W	IA									
Nov 17	@ GB	W	IA									
Nov 27	Cin	L	S	8 6 2	0.0 0.0	0	0	0 0 0	0	0	0 0	0
Dec 4	@ Phi	L	S	6 4 2	0.0 0.0	1	0	0 0 0	0	0	0 0	0
Dec 11	Jax	L	S	4 4 0	0.0 0.0	3	0	0 0 0	0	1	0 0	0
Dec 18	@ LAC	L	IA									
Dec 24	Hst	L	IA									
Dec 29	Dal	L	IA									
Jan 7	@ Jax	L	S	5 5 0	0.0 0.0	0	0	0 0 0	0	0	0 0	0
Totals			7-10 9/9	46 39 7	0.0 0.0	4	1	1 0 0	3	1	1 0	0

2023 Tennessee Titans

Date	Opp	W/L	P/S	Tot Solo Asst	Sk - Yds	QBP	TFL	Int - Yds -TD	PD	FF	FR - Yds	SpT
Sept 10	@ NO	L	S	4 2 2	0.0 0.0	0	1	1 10 0	2	0	0 0	1
Sept 17	LAC	W	IA									
Sept 24	@ Cle	L	S	11 9 2	0.0 0.0	1	0	0 0 0	0	0	0 0	0
Oct 1	Cin	W	S	5 4 1	0.0 0.0	0	1	0 0 0	1	0	0 0	0
Oct 8	@ Ind	L	S	4 2 2	0.0 0.0	0	0	0 0 0	0	0	0 0	0
Oct 15	Bal	L	S	7 6 1	0.0 0.0	0	1	0 0 0	0	0	0 0	1
Oct 29	Atl	W	S	7 7 0	0.0 0.0	0	0	0 0 0	0	1	0 0	0
Nov 2	@ Pit	L	S	7 6 1	0.0 0.0	0	0	0 0 0	0	0	0 0	0
Nov 12	@ TB	L	S	5 4 1	0.0 0.0	1	0	0 0 0	0	0	0 0	0
Nov 19	@ Jax	L	S	4 3 1	0.0 0.0	0	0	0 0 0	0	0	0 0	0
Nov 26	Car	W	S	10 8 2	0.0 0.0	0	0	0 0 0	0	0	0 0	1
Dec 3	Ind	L	S	3 2 1	0.0 0.0	0	0	0 0 0	2	0	0 0	1
Dec 11	@ Mia	W	S	5 4 1	0.0 0.0	0	0	0 0 0	1	0	0 0	0
Dec 17	Hst	L	S	8 8 0	0.0 0.0	0	0	0 0 0	0	0	0 0	0
Dec 24	Sea			Placed on injured reserve on Dec. 22								
Totals			5-9 13/13	80 65 15	0.0 0.0	2	3	1 10 0	7	0	0 0	4

2024 Tennessee Titans

Date	Opp	W/L	P/S	Tot	Solo	Asst	Sk	- Yds	QBP	TFL	Int -	Yds -TD	PD	FF	FR -	Yds	SpT
Sept 8	@ Chi	L	S	6	5	1	0.0	0.0	1	0	0	0	2	1	0	0	0
Sept 15	NYJ	L	S	3	3	0	0.0	0.0	1	0	0	0	0	0	0	0	0
Sept 22	GB	L	S	5	3	2	0.0	0.0	1	2	0	0	0	0	0	0	0
Sept 30	@ Mia	W	S	5	3	2	0.0	0.0	0	0	0	0	0	1	0	0	0
Oct 13	Ind	L	S	6	4	2	0.0	0.0	1	1	1	30	0	1	0	0	0
Oct 20	@ Buf	L	S	3	2	1	0.0	0.0	1	1	0	0	0	0	1	0	0
Oct 27	@ Det	L	S	6	4	2	0.0	0.0	0	0	0	0	0	0	0	0	1
Nov 3	NE	W	S	5	2	3	0.0	0.0	1	0	2	19	0	3	0	0	0
Nov 10	@ LAC	L	S	4	3	1	0.0	0.0	0	0	0	0	0	0	0	0	0
Nov 17	Min	L	S	4	2	2	0.0	0.0	0	0	0	0	0	0	0	0	0
Nov 24	@ Hst	W	DNP														
Dec 1	@ Was	L	S	6	4	2	0.0	0.0	0	0	1	0	0	1	0	0	0
Dec 8	Jax	L	S	6	4	2	0.0	0.0	1	0	0	0	0	0	0	0	0
Dec 15	Cin	L	S	6	3	3	0.0	0.0	0	0	0	0	0	0	0	0	0
Dec 22	@ Ind	L	S	5	4	1	0.0	0.0	0	0	1	19	0	1	0	0	0
Dec 29	@ Jax	L	IA														
Jan 5	Hst	L	IA														
Totals		3-14	14/14	70	46	24	0.0	0.0	7	4	5	68	0	9	2	0	1

AMANI HOOKER'S NFL STATISTICS

REGULAR SEASON		TACKLES									INTERCEPTIONS					FUMBLES			
Year	Team	GP	GS	Tot	Solo	Asst	Sk	Yds	QBP	TFL	No	Yds	Lg	TD	PD	FF	FR	Yds	SpT
2019	Tennessee	16	0	13	8	5	0.0	0.0	1	0	0	0	0	0	0	0	0	0	8
2020	Tennessee	16	3	44	30	14	0.0	0.0	0	1	4	11	6	0	8	0	0	0	7
2021	Tennessee	12	12	62	38	24	0.0	0.0	0	1	1	21	21	0	4	1	0	0	0
2022	Tennessee	9	9	46	39	7	0.0	0.0	4	1	1	0	0	0	3	1	1	0	0
2023	Tennessee	13	13	80	65	15	0.0	0.0	2	3	1	10	10	0	7	0	0	0	4
2024	Tennessee	14	14	70	46	24	0.0	0.0	7	4	5	68	30	0	9	2	0	0	1
NFL Totals		80	51	315	226	89	0.0	0.0	13	10	12	110	30	0	31	4	1	0	20

PLAYOFFS		TACKLES									INTERCEPTIONS					FUMBLES			
Year	Team	GP	GS	Tot	Solo	Asst	Sk	Yds	QBP	TFL	No	Yds	Lg	TD	PD	FF	FR	Yds	SpT
2019	Tennessee	3	0	3	0	3	0.0	0.0	0	0	0	0	0	0	0	0	0	0	0
2020	Tennessee	1	0	0	0	0	0.0	0.0	0	0	0	0	0	0	0	0	0	0	0
2021	Tennessee	1	1	7	4	3	0.0	0.0	0	0	1	15	15	0	2	0	0	0	1
NFL Totals		5	1	10	4	6	0.0	0.0	0	0	1	15	15	0	2	0	0	0	1

Single-Game Highs

Tackles - 12 at L.A. Rams (11/7/21)

Interceptions - 2 vs. New England (11/3/24)

Passes Defensed - 3 vs. New England (11/3/24)

Quarterback Pressures - 3 vs. Jacksonville (12/11/22)

Forced Fumble - 1 (Four times, last at Buffalo 10/20/24)

Fumble Recovery - 1 vs. Indianapolis (10/23/22)

Special Teams Tackles - 2 (Twice, last vs. Chicago 11/8/20)

Defensive Two-Point Conversion - 1 vs. Indianapolis (12/3/23)

Misc Tackles - 1 vs. Indianapolis (12/3/23)

Playoff Single-Game Highs

Tackles - 7 vs. Cincinnati (1/22/22)

Interceptions - 1 vs. Cincinnati (1/22/22)

Passes Defensed - 2 vs. Cincinnati (1/22/22)

Special Teams Tackles - 1 vs. Cincinnati (1/22/22)

Additional Statistics

Rushes - 1 for 4 yards at Jacksonville (12/13/20); 1 for 2 yards vs. Atlanta (10/29/23)

Receptions - 1 for 6 yards vs. Arizona (9/12/21)

Special Teams Forced Fumble - 1 at New Orleans (9/10/23)

Special Teams Fumble Recovery - 1 at New Orleans (9/10/23)

Additional Playoff Statistics

Receptions - 1 for 28 yards at Kansas City (1/19/20); 1 for 6 yards vs. Arizona (9/12/21)


94 TIMMY HORNE

DEFENSIVE TACKLE • 6'4" • 323 LBS

COLLEGE: KANSAS STATE • ACQUIRED: FREE AGENT - 2025

NFL EXPERIENCE (NFL/TITANS): 4/1 • HOMETOWN: WADESBORO, N.C.

GAMES PLAYED/GAMES STARTED: 21/5 (PLAYOFFS: 0/0)



PRO: The Titans signed Timmy Hornes during the 2025 training camp to bring depth to the defensive line. During his first two NFL seasons, the 6-foot-4-inch, 323-pounder tallied 31 tackles, two passes defended and two quarterback pressures. The Wadesboro, N.C., native played in 55 games with 30 starts at Kansas State (2021) and University of North Carolina at Charlotte (2016-20).

TITANS TIDBITS:

- Horne loves to cook.

CAREER TRANSACTIONS:

- The Wadesworth, N.C., native was signed by the Atlanta Falcons as an undrafted free agent on May 2, 2022.
- Waived by the Falcons on Aug. 29, 2023 and signed to the team's practice squad a day later.
- Activated from practice squad to Falcons' active roster standard elevation on Sept. 23, 2023.
- Activated from practice squad to Falcons' active roster standard elevation on Sept. 30, 2023.
- Activated from practice squad to Falcons' active roster standard elevation on Nov. 11, 2023.
- Signed by the New York Giants from Falcons' practice squad on Dec. 21, 2023.

SEASON RECAPS:

2024 (0/0 - N.Y. Giants): Spent all season on injured reserve with a torn achillies.

2023 (3/0 - Atlanta, 1/0 - N.Y. Giants): Played in four games and tallied four tackles and one pass defended.

2022 (17/5 - Atlanta): Appeared in all 17 games with five starts at defensive tackle. Tallied 27 tackles, one passed defended and one quarterback pressure. Made NFL debut on Sept. 11. Made first NFL start on Nov. 27.

- against Carolina (10/30), tallied career-high four tackles.

COLLEGE:

- Played four seasons at UNC Charlotte (2017-20) before transferring to Kansas State where he played one season. Made 30 starts across 55 career games. Tallied 121 tackles, four sacks, three fumble recoveries and two passes defended.
- As a graduate (2021), played in all 12 games with one start. Recorded 20 tackles, three tackles for loss, two sacks and one fumble recovery.
- As a senior (2020), played in all six games and started in three. Recorded 13 tackles, three tackles for loss and two quarterback hurries. Recieved fourth team All-Conference USA honors.
- As a junior (2019), started in 12 of 13 games played. Had a career-best 41 tackles and seven tackles for loss. Also, added a half sack, two quarterback hurries, one fumble recovery and a blocked kick.
- As a sophomore (2018), started all 12 games. Recorded 28 tackles, two tackles for loss, 1.5 sacks, three quarterback hurries, two passes defended, a blocked kick and a fumble recovery.
- As a redshirt freshman (2017), played in 12 games with two starts. Totaled 19 tackles, with three tackles for loss and two quarterback hurries.
- As a freshman (2016), redshirted and did not appear in any games.
- Graduated with a degree in sociology from UNC Charlotte in May 2020.

PERSONAL:

- Attended Anson (N.C.) High School, where he was a three-year letterwinner and a two-star prospect.
- Also played basketball.
- Son of Reva Horne.
- Follow Horne on Instagram at @t_horne98.
- Born Timothy Horne on Oct. 25, 1997 in Wadesboro, N.C.



TIMMY HORNE'S GAME-BY-GAME

2022 Atlanta Falcons

Date	Opp	W/L	P/S	Tot	Solo	Asst	Sk	- Yds	QBP	TFL	Int - Yds	-TD	PD	FF	FR - Yds	SpT
Sept 11	NO	L	p	1	1	0	0.0	0.0	0	0	0	0	0	0	0	0
Sept 18	@ LAR	L	p	0	0	0	0.0	0.0	0	0	0	0	0	0	0	0
Sept 25	@ Sea	W	p	0	0	0	0.0	0.0	0	0	0	0	0	0	0	0
Oct 2	Cle	W	p	0	0	0	0.0	0.0	0	0	0	0	0	0	0	0
Oct 9	@ TB	L	p	2	0	2	0.0	0.0	0	0	0	0	0	0	0	0
Oct 16	SF	W	p	0	0	0	0.0	0.0	0	0	0	0	0	0	0	0
Oct 23	@ Cin	L	p	0	0	0	0.0	0.0	0	0	0	0	0	0	0	0
Oct 30	Car	W	p	1	0	1	0.0	0.0	0	0	0	0	0	0	0	0
Nov 6	LAC	L	p	0	0	0	0.0	0.0	0	0	0	0	1	0	0	0
Nov 10	@ Car	L	p	3	3	0	0.0	0.0	0	0	0	0	0	0	0	0
Nov 20	Chi	W	p	2	0	2	0.0	0.0	0	0	0	0	0	0	0	0
Nov 27	Was	L	S	3	0	3	0.0	0.0	0	0	0	0	0	0	0	0
Dec 4	Pit	L	S	2	2	0	0.0	0.0	0	0	0	0	0	0	0	0
Dec 18	@ NO	L	S	3	1	2	0.0	0.0	0	0	0	0	0	0	0	0
Dec 24	@ Bal	L	S	3	2	1	0.0	0.0	0	0	0	0	0	0	0	0
Jan 1	Ari	W	p	2	1	1	0.0	0.0	0	0	0	0	0	0	0	0
Jan 8	TB	W	S	0	0	0	0.0	0.0	0	0	0	0	0	0	0	0
Totals			7-10 17/5	27	13	14	0.0	0.0	0	0	0	0	0	0	0	0

2023 Atlanta Falcons

Date	Opp	W/L	P/S	Tot	Solo	Asst	Sk	- Yds	QBP	TFL	Int - Yds	-TD	PD	FF	FR - Yds	SpT
Sept 24	@ Det	L	p	2	0	2	0.0	0.0	0	0	0	0	0	0	0	0
Oct 1	@ Jax	L	p	1	0	1	0.0	0.0	0	0	0	0	0	0	0	0
Nov 12	@ Ari	L	p	1	0	1	0.0	0.0	0	0	0	0	0	0	0	0
Totals			0-3 3/0	4	0	4	0.0	0.0	0	0	0	0	0	0	0	0

2023 New York Giants

Date	Opp	W/L	P/S	Tot	Solo	Asst	Sk	- Yds	QBP	TFL	Int - Yds	-TD	PD	FF	FR - Yds	SpT
Dec 25	@ Phi	L	p	0	0	0	0.0	0.0	0	0	0	0	0	0	0	0
Totals			0-1 1/0	0	0	0	0.0	0.0	0	0	0	0	0	0	0	0

TIMMY HORNE'S NFL STATISTICS

REGULAR SEASON

REGULAR SEASON		TACKLES										INTERCEPTIONS					FUMBLES			
Year	Team	GP	GS	Tot	Solo	Asst	Sk	Yds	QBP	TFL	No	Yds	Lg	TD	PD	FF	FR	Yds	SpT	
2022	Atlanta	17	5	27	13	14	0.0	0.0	1	0	0	0	0	0	0	0	0	0	0	
2023	ATL/NYG	4	0	4	0	4	0.0	0.0	1	0	0	0	0	0	0	0	0	0	0	
NFL Totals		21	5	31	13	14	0.0	0.0	2	0	0	0	0	0	0	0	0	0	0	

Single-Game Highs

Tackles - 4 vs. Carolina (10/30/22)

Quarterback Pressures - 1 (Twice, last at Jacksonville 10/1/23)

Passes Defensed - 1 (Twice, last at Arizona 11/12/23)



72 CAM HORSLEY

DEFENSIVE TACKLE • 6'3" • 312 LBS

COLLEGE: BOSTON COLLEGE • ACQUIRED: FREE AGENT - 2025

NFL EXPERIENCE (NFL/TITANS): ROOKIE • HOMETOWN: CINNAMINSON, N.J.

GAMES PLAYED/GAMES STARTED: 0/0 (PLAYOFFS: 0/0)



PRO: The Titans signed Cam Horsley as a rookie free agent following the 2025 NFL Draft. The 6-foot-3-inch, 312-pound defensive tackle played in 59 career games with 47 starts during a five-year tenure (2020-24) at Boston College. Horsley is an athletic player with a strong anchor in the run game that provides depth along the Titans' defensive front.

TITANS TIDBITS:

- Horsley considers himself a food enthusiast. His favorite dish is eggs and estimates he ate 10-12 eggs a day when he was growing up.

CAREER TRANSACTIONS:

- The Cinnaminson, N.J., native was signed by the Titans as a rookie free agent on May 9, 2025.

COLLEGE:

- Horsley played in 59 games with 47 starts over five seasons (2020-24) at Boston College and totaled 164 tackles, 18.5 tackles for loss, 3.5 sacks, eight passes defended and one fumble recovery.
- As a graduate (2024), earned All-ACC third team honors. Started 11 regular season games at defensive tackle and recorded 42 tackles, seven stops for loss, three quarterback hurries and three passes defended.
- As a senior (2023), started all 13 games on the defensive line and posted 41 total tackles, including three stops for loss and three passes defended.
- As a junior (2022), started all 12 games on the defensive front and finished the season with 30 tackles, including 5.5 stops for loss.
- As a sophomore (2021), saw action in 12 games with 10 starts and collected 38 tackles, 1.5 stops for loss, 1.5 sacks, four quarterback hurries and one pass defended.
- As a true freshman (2020), played in 11 games and totaled 13 tackles, including 1.5 stops for loss and a fumble recovery.
- Earned a bachelor's degree in communication and management leadership from Boston College in May of 2024.

PERSONAL:

- Attended Cinnaminson (N.J.) High School where he was a two-way standout at offensive tackle and defensive tackle.
- As a senior (2019), was selected to the West Jersey Football League

first team and was a Burlington County Times All-County selection.

- Was also a standout pitcher and first baseman on the baseball team.
- Was a recipient of the Michael F. Price Endowed Athletic Scholarship Fund and is a Westerman Family Flynn Fund Scholar-Athlete.
- Son of Craig and Kim Horsley. Has two brothers, Craig and Croix, and a sister, Victoria.
- Horsley's uncle, Terrence Horsley, was a track teammate with U.S. Olympian and nine-time gold medalist Carl Lewis.
- Follow Horsley on Instagram at @camhors288.
- Born Cameron Jeremiah Horsley on Feb. 6, 2002 in Philadelphia, Pa.


19 JHA'QUAN JACKSON

WIDE RECEIVER • 5'9" • 188 LBS

COLLEGE: TULANE • ACQUIRED: 6TH ROUND - 2024

NFL EXPERIENCE (NFL/TITANS): 2/2 • HOMETOWN: LULING, LA.

GAMES PLAYED/GAMES STARTED: 12/0 (PLAYOFFS: 0/0)



PRO: The Titans selected Jha'Quan Jackson in the sixth round of the 2024 NFL Draft. The 5-foot-9-inch, 188-pound possesses a unique blend of speed, ball skills and explosiveness that creates opportunity to compete at wide receiver at the NFL level. The Luling, La., native is an experienced punt and kickoff returner as well. He played five seasons at Tulane (2019-23) where he saw action in 55 games, posting 109 receptions for 1,743 yards and 17 touchdowns.

TITANS TIDBITS:

- Jackson's uncle is NFL Hall of Fame safety Ed Reed.
- Jackson is a close friend and former roommate of current Titans running back Tyjae Spears at Tulane.
- Jackson is also close with former Titans running back/returner and Hahnville High School alumnus Darius Reynaud. Jackson and Reynaud speak "about once a week ever since I was in high school."
- Jackson owns multiple horses, including one named Ghost that he boards in Nashville.

CAREER TRANSACTIONS:

- The Luling, La., native was selected by the Titans in the sixth round (182nd overall) of the 2024 NFL Draft.

SEASON RECAPS:

2024 (12/0): Saw action as a reserve in 12 games as a rookie. Returned a team-high 28 punts for a team-best 215 yards. Returned a team-high 16 kickoffs for a team-best 412 yards. Caught one pass for eight yards. Was inactive for the final five contests of the season. Made his NFL debut at Chicago (9/8).

- At Chicago (9/8), saw action as a reserve as a returner in his first career NFL contest. Brought back five kickoffs for 127 yards and returned four punts for 30 yards.
- Against N.Y. Jets (9/15), returned five punts for 37 yards and one kickoff for 30 yards.
- Against Green Bay (9/22), returned three kickoffs for 84 yards and two punts for 24 yards.
- At Miami (9/30), brought back three punts for 40 yards. Averaged 13.3 yards on three punt returns, including a 17-yarder in the second quarter.
- Against New England (11/3), played as a reserve at wide receiver and hauled in his first career reception for eight yards. Returned two kickoffs for 47 yards and one punt for seven yards.
- Against Minnesota (11/17), returned two punts for 26 yards with a season-long return of 20 yards.

COLLEGE:

- Jackson played five seasons at Tulane, appearing in 55 games and recording 109 receptions for 1,743 yards with 17 touchdowns. Returned 60 punts for 677 yards with a score and 36 kickoffs for 772 yards.
- As a graduate (2023), finished the season with 26 catches for 439 yards and four touchdown catches. Earned All-AAC third team honors at punt returner after bringing back nine punts for 110 yards with a long return of 36 yards. Finished seventh in the league in yards per reception (16.88). Named to CSC's Academic All-District Team. Missed four games due to injury.
- As a senior (2022), played in all 14 games with nine starts at wide receiver and caught 33 passes for 554 yards and three touchdowns. Also returned 21 punts for 213 yards and a touchdown. Named second team All-AAC as a returner. His 886 all-purpose yards (554 receiving, 111 punt, eight rush and 213 kick) were the third-most on the team. His 90-yard touchdown return against Memphis (10/22) was the second-

longest in both school and conference history. His 87-yard touchdown reception against Southern California (1/2) in the Goodyear Cotton Bowl tied the Cotton Bowl record and was tied for the third-longest in school history.

- As a junior (2021), showed himself to be one of the most versatile weapons in the AAC as he finished the regular season with 1,003 all-purpose yards. Posted 17 receptions for 294 yards with a touchdown. Named Phil Steele All-AAC fourth team.
- As a sophomore (2020), established himself as one of the Green Wave's most versatile offensive options, finishing the regular season with 788 all-purpose yards. Led the team in touchdown receptions (eight), tied for the lead in receptions (31) and was second on the squad in receiving yards (425).
- As a freshman (2019), appeared in eight games and posted two catches for 31 yards with a touchdown.
- Graduated from Tulane with a degree in communications in May 2023. Current completing a master's degree in sports studies.

PERSONAL:

- Attended Hahnville (Boutte, La.) High School and led the team to a 6-0 record in 5A District 7, going 12-3 overall in his junior year to earn a spot in the 2017 Allstate Sugar Bowl/LHSAA Non-Select Prep Classic Championship.
- Earned three-star ratings from 247Sports.com and Rivals.com and ranked 40th in the state of Louisiana according to Rivals and 90th among 2019 recruits on 247Sports.com.
- Also played baseball as a centerfielder and ran track (4x100 and 100-meter dash).
- Son of Samantha Lewis and Patrick Jackson.
- Has eight siblings (five sisters and three brothers).
- Nicknamed ATM (Automatic Touchdown Machine).
- Follow Jackson on X at @_Quann4, on TikTok at @jhaquanjackson and on Instagram at @quann.4.
- Born Jha'Quan Brian Jackson on May 15, 2000 in Metairie, La.



JHA'QUAN JACKSON'S GAME-BY-GAME

2024 Tennessee Titans																			
Date	Opp.	W/L	P/S	No	Yds	Avg	Lg	TD											
Sept 8	@ Chi	L	p	0	0	-	0	0		Dec 1	@ Was	L	p	0	0	-	0	0	
Sept 15	NYJ	L	p	0	0	-	0	0		Dec 8	Jax	L	IA						
Sept 22	GB	L	p	0	0	-	0	0		Dec 15	Cin	L	IA						
Sept 30	@ Mia	W	p	0	0	-	0	0		Dec 22	@ Ind	L	IA						
Oct 13	Ind	L	p	0	0	-	0	0		Dec 29	@ Jax	L	IA						
Oct 20	@ Buf	L	p	0	0	-	0	0		Jan 5	Hst	L	IA						
Oct 27	@ Det	L	p	0	0	-	0	0		Totals				3-14	12/0	1	8	8.0	8 0
Nov 3	NE	W	p	1	8	8.0	8	0											
Nov 10	@ LAC	L	p	0	0	-	0	0											
Nov 17	Min	L	p	0	0	-	0	0											
Nov 24	@ Hst	W	p	0	0	-	0	0											

JHA'QUAN JACKSON'S RETURN GAME-BY-GAME

2024 Tennessee Titans																			
Date	Opp	W-L	P/S	No	FC	Yds	Avg	Lg	TD	No	Yds	Avg	Lg	TD					
Sept 8	@ Chi	L	p	4	1	30	7.5	12	0	5	127	25.4	30	0		Nov 24	@ Hst	W	p
Sept 15	NYJ	L	p	5	1	37	7.4	18	0	1	30	30.0	30	0		Dec 1	@ Was	L	p
Sept 22	GB	L	p	2	0	24	12.0	13	0	3	84	28.0	33	0		Dec 8	Jax	L	IA
Sept 30	@ Mia	W	p	3	0	40	13.3	17	0	0	0	-	0	0		Dec 15	Cin	L	IA
Oct 13	Ind	L	p	2	0	9	4.5	11	0	0	0	-	0	0		Dec 22	@ Ind	L	IA
Oct 20	@ Buf	L	p	2	0	8	4.0	8	0	2	55	27.5	34	0		Dec 29	@ Jax	L	IA
Oct 27	@ Det	L	p	3	1	24	8.0	11	0	1	29	29.0	29	0		Jan 5	Hst	L	IA
Nov 3	NE	W	p	1	0	7	7.0	7	0	2	47	23.5	24	0		Totals			
Nov 10	@ LAC	L	p	0	2	0	-	0	0	1	27	27.0	27	0					
Nov 17	Min	L	p	2	0	26	13.0	20	0	0	0	-	0	0					

JHA'QUAN JACKSON'S NFL STATISTICS

REGULAR SEASON				RECEIVING					RUSHING				
Year	Team	GP	GS	No	Yds	Avg	Lg	TD	Att	Yds	Avg	Lg	TD
2024	Tennessee	12	0	1	8	8.0	8	0	1	-5	-5.0	0	0
NFL Totals		12	0	1	8	8.0	8	0	1	-5	-5.0	0	0

REGULAR SEASON				PUNT RETURNS					KICKOFF RETURNS				
Year	Team	No	FC	Yds	Avg	Lg	TD		No	Yds	Avg	Lg	TD
2024	Tennessee	28	7	215	7.7	20	0		16	412	25.8	34	0
NFL Totals		28	7	215	7.7	20	0		16	412	25.8	34	0

Single-Game Highs

Receptions - 1 vs. New England (11/3/24)
 Receiving Yards - 8 vs. New England (11/3/24)
 Long Reception - 8 vs. New England (11/3/24)
 Kickoff Returns - 5 at Chicago (9/8/24)
 Kickoff Return Yards - 127 at Chicago (9/8/24)
 Kickoff Return Long - 34 at Buffalo (10/20/24)

Punt Returns - 5 vs. N.Y. Jets (9/15/24)
 Punt Return Yards - 40 at Miami (9/30/24)
 Punt Return Long - 20 vs. Minnesota (11/17/24)

Additional Statistics

Fumble Recoveries - 2 (2024)

57 CURTIS JACOBS

LINEBACKER • 6'1" • 241 LBS

COLLEGE: PENN STATE • ACQUIRED: WAIVERS (NE) - 2025

NFL EXPERIENCE (NFL/TITANS): 2/1 • HOMETOWN: GLEN BURNIE, MD.

GAMES PLAYED/GAMES STARTED: 9/2 (PLAYOFFS: 0/0)



PRO: The Titans claimed linebacker Curtis Jacobs off waivers during the 2025 offseason. The 6-foot-1-inch, 241-pounder spent his rookie season with the New England Patriots where he played in nine games. Prior to entering the NFL, he started all 13 games with Penn State in 2023 and tallied 50 tackles, nine tackles for loss, 2.5 sacks, two fumble recoveries and five quarterback hits. The Glen Burnie, Md., native played four seasons for the Nittany Lions (2020-23) where he saw action in 45 games.

TITANS TIDBITS:

- Jacobs volunteers at his mother's summer camp for underprivileged kids in his neighborhood.

CAREER TRANSACTIONS:

- The Glen Burnie, Md., native signed with the Kansas City Chiefs as an undrafted free agent on May 5, 2024.
- Waived by the Chiefs on Aug. 27, 2024.
- Claimed off waivers by the New England Patriots Aug. 28, 2024.
- Waived by the Patriots on Mar. 21, 2025.
- Claimed off waivers by the Titans from New England on Mar. 24, 2025.

SEASON RECAPS:

2024 (9/2 - New England): Played in nine games with two starts at linebackers and recorded one tackle at Chicago (11/10). Placed on injured reserve on Nov. 19 and missed the final six contests.

COLLEGE:

- Played four seasons for Penn State (2020-23) and played in 45 games with 36 starts and tallied 170 tackles, 24 tackles for loss, 9.5 sacks, one forced fumble, four fumble recoveries, two interceptions including one returned for a touchdown and five passes defended.
- As a senior (2023), started all 13 games and tallied 50 tackles, nine tackles for loss, 2.5 sacks, two fumble recoveries and five quarterback hits. Earned All-Big Ten honorable mention honors from the coaches and was named Penn State's Lion's Pride Outstanding Senior Player Award along with Caedan Wallace and Theo Johnson. Ranked second in the Big Ten and 19th nationally with two fumble recoveries. Jacobs was a Butkus Award semifinalist and named to the Reese's Senior Bowl watch list.
- As a junior (2022), started 12 games at linebacker and made 52 tackles with 7.5 tackles for loss, four sacks, two fumble recoveries, a forced fumble, two pass breakups and an interception returned for a touchdown. Named the coaching staff's Defensive Player of the Game twice (Auburn, 9/17; Rutgers, 11/19) and tied for second in the Big Ten in fumble recoveries. Tabbed All-Big Ten honorable mention by the coaches and media and earned the team's Bob Mitinger Memorial Ultimate Teammate Award with Brenton Strange. Jacobs was also named preseason All-Big Ten second team by Pro Football Focus.
- As a sophomore (2021), appeared in 12 games, made 11 starts and tallied 61 tackles, to go along with seven tackles for loss, three sacks and an interception. Also recorded an 18-yard reception on a fake punt and named All-Big Ten honorable mention by the media.
- As a true freshman (2020), appeared in eight games and made nine tackles to go along with a tackle for loss and a pass breakup.

PERSONAL:

- Attended McDonogh (Owings Mills, Md.) High School and was a two-time team captain and four-year letterman.

- Rated a consensus four-star prospect by 247Sports, ESPN and Rival.
- Ranked No. 4 outside linebacker and No. 3 recruit in Maryland by 247Sports.
- His cousin, Andre Levrone, played football at Virginia and spent time with the Baltimore Ravens, Jacksonville Jaguars and Carolina Panthers in 2018.
- Hobbies include playing basketball.
- Son of Michele and Curtis Jacobs Sr.
- Has three sisters, Morgan, Brianna and Destiny.
- Follow Jacobs on Instagram at @cjacooo and on X @CurtisUpNext23
- Born Curtis Jerome Jacobs Jr. on Feb. 18, 2002 in Glen Burnie, Md.



CURTIS JACOBS' GAME-BY-GAME

2024 New England Patriots

Date	Opp	W/L	P/S	Tot	Solo	Asst	Sk	- Yds	QBP	TFL	Int	- Yds	-TD	PD	FF	FR	- Yds	SpT
Sept 8	@ Cin	W	IA	0	0	0	0.0	0.0	0	0	0	0	0	0	0	0	0	0
Sept 15	Sea	L	IA	0	0	0	0.0	0.0	0	0	0	0	0	0	0	0	0	0
Sept 19	@ NYJ	L	p	0	0	0	0.0	0.0	0	0	0	0	0	0	0	0	0	0
Sept 29	@ SF	L	p	0	0	0	0.0	0.0	0	0	0	0	0	0	0	0	0	0
Oct 6	Mia	L	p	0	0	0	0.0	0.0	0	0	0	0	0	0	0	0	0	0
Oct 13	Hou	L	p	0	0	0	0.0	0.0	0	0	0	0	0	0	0	0	0	1
Oct 20	@ Jax	L	p	0	0	0	0.0	0.0	0	0	0	0	0	0	0	0	0	0
Oct 27	@ NYJ	W	p	0	0	0	0.0	0.0	0	0	0	0	0	0	0	0	0	0
Nov 3	@ Ten	L	p	0	0	0	0.0	0.0	0	0	0	0	0	0	0	0	0	0
Nov 10	@ Chi	W	S	1	0	1	0.0	0.0	0	0	0	0	0	0	0	0	0	1
Nov 17	LAR	L	S	0	0	0	0.0	0.0	0	0	0	0	0	0	0	0	0	1
Nov 24	@ Mia																	
Dec 1	Ind																	
Dec 15	@ Ari																	
Dec 22	@ Buf																	
Dec 28	LAC																	
Jan 5	Buf																	
Totals				3-8	7/2	1	0	1	0.0	0.0	0	0	0	0	0	0	0	0

Placed on injured reserve on Nov. 19

CURTIS JACOBS' NFL STATISTICS

REGULAR SEASON

Year	Team	GP GS		TACKLES							INTERCEPTIONS					FUMBLES			
				Tot	Solo	Asst	Sk	Yds	QBP	TFL	No	Yds	Lg	TD	PD	FF	FR	Yds	SpT
2024	New England	9	2	1	0	1	0.0	0.0	0	0	0	0	0	0	0	0	0	0	3
NFL Totals		9	2	1	0	1	0.0	0.0	0	0	0	0	0	0	0	0	0	0	3

Single-Game Highs

Tackles - 1 at Chicago (11/10/24)

Special Teams Tackles - 1 (three times) last vs. L.A. Rams (11/17/24)



66 BRENDEN JAIMES

OFFENSIVE LINE • 6'5" • 300 LBS

COLLEGE: NEBRASKA • ACQUIRED: UNRESTRICTED FREE AGENT (LAC) - 2025

NFL EXPERIENCE (NFL/TITANS): 5/1 • HOMETOWN: AUSTIN, TEXAS

GAMES PLAYED/GAMES STARTED: 45/3 (PLAYOFFS: 2/0)



PRO: The Titans signed Brenden Jaimes as an unrestricted free agent during the 2025 offseason to add experience and depth to the interior of the offensive front. The 6-foot-5-inch, 300-pounder has the versatility to play both guard and center. Prior to his arrival with the Titans, the University of Nebraska product was selected by the L.A. Chargers in the fifth round of the 2021 NFL Draft and appeared in 45 games with three starts over four NFL campaigns (2021-24) with the club.

CAREER HIGHLIGHTS:

- In 2023, Jaimes saw action in a career-high 14 games with the Chargers and made three starts at center.

TITANS TIDBITS:

- In 2017, Jaimes became just the fifth true freshman offensive lineman to start at Nebraska and only the 11th Husker offensive lineman to play as a true freshman.

CAREER TRANSACTIONS:

- The Austin, Texas, native was selected by the L.A. Chargers in the fifth round (159th overall) of the 2021 NFL Draft.
- Signed by the Titans as an unrestricted free agent on April 17, 2025.

SEASON RECAPS:

2024 (9/0, 1/0 - L.A. Chargers): Saw action as a reserve in nine games and one postseason contest. Was inactive for eight games.

2023 (14/3 - L.A. Chargers): Played in a career-high 14 games, including three consecutive starts at center to end the campaign. Was inactive for the first three games of the season.

- Against Buffalo (12/23), made his first career NFL start at center.

2022 (12/0, 1/0 - L.A. Chargers): Saw action as a reserve in 12 games, contributing primarily on special teams. Dressed but did not see action in two games. Was inactive for three contests. Played as a reserve in his first career postseason game.

2021 (10/0 - L.A. Chargers): Appeared as a reserve in 10 contests as a rookie, contributing primarily on field goal protection. Dressed but did not play in three games. Was inactive for four contests.

- At Philadelphia (11/7), made his NFL debut as a reserve on special teams and was on the field for the game-winning field goal.

COLLEGE:

• During a four-year tenure at the University of Nebraska (2017-20), Jaimes started 40 straight games, including 31 consecutive outings at left tackle, setting the program record for most consecutive starts by a Cornhuskers offensive lineman. Was named honorable mention All-Big Ten Conference by the league's coaches and media following each of his final three seasons (2018-20), adding Academic All-Big Ten recognition in 2019 and 2020.

• As a senior (2020), started Nebraska's first seven games at left tackle before opting out of the season's final game to prepare for the 2021 NFL Draft. Earned honorable mention All-Big Ten honors for the third straight season and finished his career with a streak of 31 consecutive starts at left tackle and 40 consecutive starts overall.

• As a junior (2019), started all 12 games at left tackle. Was selected as Nebraska's Offensive MVP, helping the Husker offense rank third in the Big Ten in rushing and fifth in total offense. Earned honorable mention

All-Big Ten recognition for the second straight season.

• As a sophomore (2018), moved to left tackle and started every game at the position, earning honorable mention All-Big Ten accolades. Nebraska averaged 456.2 yards of total offense per game in 2018 - ranking 25th nationally in that category - while producing more than 560 yards of offense in four games.

• As a true freshman (2017), started the final nine games at right tackle. Became just the fifth true freshman offensive lineman to start at Nebraska and only the 11th Husker offensive lineman to play as a true freshman. Was one of only three true freshmen offensive linemen in the Big Ten to start every conference game, earning an honorable mention All-Freshman team selection by the Big Ten Network.

• Earned a bachelor's degree in criminology and criminal justice from Nebraska.

PERSONAL:

• Attended Lake Travis (Austin, Texas) High School and was named District Offensive Lineman of the Year.

• As a senior (2016), helped Lake Travis post a 15-1 record en route to a Texas Class 6A Division 1 state title.

• As a junior (2015), helped lead Lake Travis to an appearance in the Class 6A Division 1 state title game, earning second-team all-state recognition for his efforts.

• As a sophomore (2014), earned honorable-mention all-district accolades as Lake Travis was an area finalist in 2014.

• Also competed in track and field, earning three varsity letters in field events. Was a regional finalist in the discus throw following his junior and senior seasons of competition.

• Also participated in lacrosse as a freshman.

• Son of Mark and Erica Jaimes.

• Last name is pronounced HIGH-miss.

• Follow Jaimes on X and Instagram at @brendenjaimes.

• Born Brenden Stewart Jaimes on May 28, 1999 in Austin, Texas.

BRENDEN JAIMES' NFL STATISTICS

REGULAR SEASON

Year	Team	GP	GS
2021	L.A. Chargers	10	0
2022	L.A. Chargers	12	0
2023	L.A. Chargers	14	3
2024	L.A. Chargers	9	0
NFL Totals		45	3

PLAYOFFS

Year	Team	GP	GS
2022	L.A. Chargers	1	0
2024	L.A. Chargers	1	0
NFL Totals		2	0

Starts Breakdown:

2023 - C 3




32 JERMAR JEFFERSON

RUNNING BACK • 5'10" • 215 LBS

COLLEGE: OREGON STATE • ACQUIRED: FREE AGENT - 2025

NFL EXPERIENCE (NFL/TITANS): 2/1 • HOMETOWN: LOS ANGELES, CALIF.

GAMES PLAYED/GAMES STARTED: 9/0 (PLAYOFFS: 0/0)



PRO: The Titans signed Jermar Jefferson during 2025 training camp to bring competition to the running back rotation. The 5-foot-10-inch, 215-pounder has appeared in nine games since being selected in the seventh round of the 2021 NFL Draft by the Detroit Lions. He played in seven games as a rookie in 2021 and gained 74 yards on 15 carries with two touchdowns. The Los Angeles, Calif., native played three seasons at Oregon State (2018-20) and finished his collegiate career with 2,923 rushing yards, the fifth-highest figure in program history.

CAREER TRANSACTIONS:

- The Los Angeles, Calif., native was selected by the Detroit Lions in the seventh round (257th overall) of the 2021 NFL Draft.
- Waived by the Lions on Aug. 31, 2022 and signed to the team's practice squad two days later.
- Activated from the practice squad to the active roster standard elevation on Jan. 7, 2023.
- Signed by the Lions to a futures contract on Jan. 9, 2023.
- Waived by the Lions on Sept. 6, 2023.
- Signed to the Lions' practice squad on Oct. 24, 2023.
- Released from the team's practice squad on Jan. 23, 2024.
- Signed by the Lions to a futures contract on Jan. 30, 2024.
- Waived by the Lions on Aug. 27, 2024 and signed to the team's practice squad the next day.
- Activated from the team's practice squad to the active roster standard elevation on Dec. 21, 2024.
- Activated from the team's practice squad to the active roster standard elevation on Dec. 30, 2024.
- Released from the team's practice squad on Jan 27, 2025.
- Signed by the Titans as a free agent on July 23, 2025.

SEASON RECAPS:

2024 (2/0 - Detroit): Saw action as a reserve in two games. Carried the ball six times for 22 yards. Spent the first 15 weeks of the regular season on the Lions' practice squad.

2023 (0/0 - Detroit): Signed to the Lions' practice squad on Oct. 24, where he spent the remainder of the season.

2022 (0/0 - Detroit): Spent the first 16 weeks of the season on the Lions' practice squad before being activated for the final game of the season. Was inactive for one content.

2021 (7/0 - Detroit): Played in seven games as a rookie. Recorded 74 rushing yards on 15 carries and 23 receiving yards on four receptions. Notched two scores on the ground. Made his NFL debut on 10/17/21.

- At Pittsburgh (11/14), ran for 41 yards on three carries with a touchdown. Burst through the line for a 28-yard touchdown in the first quarter.

COLLEGE:

- Appeared in 27 games over three seasons (2018-20) at Oregon State. Carried the ball 514 yards for 2,923 yards and 27 touchdowns for the Beavers. Finished with the fifth-highest marks in rushing yards and touchdowns in school history. Added 299 yards on 43 receptions with two touchdowns.
- As a junior (2020), started six games, racking up 858 yards on 133 carries with seven touchdowns. Named Co-Pac Offensive Player of the

Year by Associated Press and first-team All-Pac-12. Posted 226 yards on 29 attempts against Oregon.

- As a sophomore (2019), played in nine games with six starts and recorded 685 yards on 142 carries. Notched eight touchdowns on the ground. Added 85 yards and two touchdowns on nine catches.
- As a freshman (2018), appeared in 12 games with nine starts. Named Freshman All-American by The Athletic, ESPN, and USA Today after posting 1,380 yards on 239 totes. Scored 12 rushing touchdowns including two apiece versus Southern Utah and Washington State. Also named Pac-12 Freshman Offensive Player of the Year and All-Pac-12 honorable mention. His 238 yards against Southern Utah was the fourth-best mark in school history.

PERSONAL:

- Attended Narbonne (Calif.) High School as a senior after moving from Redondo Union (Calif.) High School. Rated a three-star recruit by 247Sports and Rivals. In 2017, rushed for 1,861 yards and 34 touchdowns on 205 carries, averaging 9.1 yards per attempt.
- Also lettered in track.
- Son of Tracy Green and Herb Jefferson.
- Has one brother, Jermale.
- Follow Jefferson on Instagram at @jrmunch_6 and on X at @munchie1_.
- Born Jermar Jefferson on April 15, 2000 in Los Angeles, Calif.



JERMAR JEFFERSON'S NFL STATISTICS

REGULAR SEASON

REGULAR SEASON				RUSHING					RECEIVING				
Year	Team	GP	GS	No	Yds	Avg	Lg	TD	Att	Yds	Avg	Lg	TD
2021	Detroit	7	0	15	74	4.9	28t	2	4	23	5.8	11	0
2024	Detroit	2	0	6	22	3.7	8	0	1	10	10.0	10	0
NFL Totals		9	0	21	96	4.6	28t	2	5	33	6.6	11	0

Single-Game Highs

Rushes - 5 (Twice, last vs Arizona 12/19/21)

Rushing Yards - 41 at Pittsburgh (11/14/21)

Long Rush - 28t at Pittsburgh (11/14/21)

Receptions - 4 vs. Philadelphia (10/31/21)

Receiving Yards - 23 vs. Philadelphia (10/31/21)

Long Reception - 11 vs. Philadelphia (10/31/21)

VAN JEFFERSON

WIDE RECEIVER • 6'1" • 200 LBS

COLLEGE: FLORIDA • ACQUIRED: UNRESTRICTED FREE AGENT (PIT) - 2025

NFL EXPERIENCE (NFL/TITANS): 6/1 • HOMETOWN: BRENTWOOD, TENN.

GAMES PLAYED/GAMES STARTED: 78/47 (PLAYOFFS: 7/6)



SUPER BOWL: 2021

PRO: The Titans signed Van Jefferson during the 2025 offseason to bring veteran experience and versatility to the wide receiver room. The 6-foot-1-inch, 200-pounder entered the NFL as a second-round draft pick of the L.A. Rams in 2020 and spent three-plus seasons with the club, registering 101 catches for 1,499 yards with 10 touchdown grabs. He was traded to the Atlanta Falcons during the 2023 campaign and spent 2024 as a member of the Pittsburgh Steelers.

CAREER HIGHLIGHTS:

- In 2021, Jefferson registered career-highs with 50 catches, 802 receiving yards and six touchdowns. He started all four postseason games helping the Rams capture the Super Bowl LVI championship.

TITANS TIDBITS:

- Jefferson's father, Shawn, played 13 seasons in the NFL as a wide receiver. He served as the Titans wide receivers coach from 2013-2015. He has also held coaching positions with the Detroit Lions (2006-12), Miami Dolphins (2016-18), N.Y. Jets (2019-20), Arizona Cardinals (2021-22), Carolina Panthers (2023), and is currently the wide receivers coach for the Jets.

CAREER TRANSACTIONS:

- The Brentwood, Tenn., native was originally selected by the L.A. Rams in the second round (57th overall) of the 2020 NFL Draft.
- Traded by the Rams along with a 2025 seventh-round pick to the Atlanta Falcons for a 2025 sixth-round pick on Oct. 10, 2023.
- Signed by the Pittsburgh Steelers as an unrestricted free agent on March 18, 2024.
- Signed by the Titans as an unrestricted free agent on March 14, 2025.

SEASON RECAPS:

2024 (17/12, 1/1 - Pittsburgh): Played in all 17 games with 12 starts at wide receiver in his first season with the Steelers and posted 24 catches for 276 yards with two touchdowns.

- Against N.Y. Jets (10/20), snared his first touchdown with the Steelers, a four-yard grab from Russell Wilson, in the fourth quarter.
- Against N.Y. Giants (10/28), posted season-highs with four receptions and 62 receiving yards.
- Against Cleveland (12/8), gave the Steelers a 20-7 lead with a 10-yard touchdown grab from Russell Wilson.

2023 (5/4 - L.A. Rams; 12/5 - Atlanta): Saw action in five games with four starts for the Rams and registered eight catches for 108 yards before being traded to the Falcons on Oct. 10. Appeared in 12 games with five starts for the Falcons and collected 12 receptions for 101 yards.

- At Seattle (9/10), posted a season-high four catches for 24 yards in the Rams season opener.

2022 (11/9 - L.A. Rams): Saw action in 11 games with nine starts at wide receiver and totaled 24 catches for 369 yards with three touchdowns. Ranked second among Rams receivers with 15.38 yards per reception. Recorded only one drop on 44 targets in 2022, a career-low. Was inactive for the first two games of the season before being placed on injured reserve on Sept. 24 and missing four contests.

- Against Las Vegas (12/8), collected two receptions for 44 yards, including the game-winning 23-yard touchdown catch from Matthew

Stafford with 10 seconds remaining in the game.

- At L.A. Chargers (1/1), hauled in three catches for a season-best 77 receiving yards.

2021 (17/17, 4/4 - L.A. Rams): Started all 17 games for the first time in his career and set career-highs with 50 catches, 802 receiving yards and six touchdowns. His 16.0 average yards per catch ranked sixth in the NFL. Ranked third on the team in receptions (50) and second in receiving yards (802). Recorded three straight weeks with a receiving touchdown (Weeks 12-14) during the 2021 campaign. Started all four postseason games on the road to a Super Bowl LVI title and collected nine receptions for 102 yards.

- Against Chicago (9/12), posted two catches for 80 yards, including a 67-yard touchdown reception on Sunday Night Football.
- Against Arizona (10/3), tied his season-high with six catches for 90 yards with a touchdown. Five of his six receptions were for first downs.
- Against Detroit (10/24), notched four catches for 43 yards, including an 11-yard touchdown reception from Matthew Stafford in the second quarter.
- At Houston (10/31), hauled in three receptions for 88 yards.
- At Green Bay (11/28), recorded three catches for 93 yards, including a career-long 79-yard touchdown grab from Matthew Stafford in the second stanza.
- Against Cincinnati (2/13), registered four catches, one for a first down, in the Rams' Super Bowl LVI victory against the Bengals.

2020 (16/0, 2/1 - L.A. Rams): Saw action in all 16 games as a rookie and registered 19 catches for 220 yards with a touchdown.

- Against Dallas (9/13), made his NFL debut and hauled in his first career catch on a 31-yard strike down the sideline. The catch ranks as the longest first-career reception made by a Ram since 2008.
- At Philadelphia (9/20), snared four receptions for a season-high 45 yards.
- At Tampa Bay (11/23), caught his first touchdown on a seven-yard strike from Jared Goff in a road victory against the Buccaneers.

COLLEGE:

- Appeared in 45 games during his collegiate career at Florida (2018-19) and Ole Miss (2015-17). Finished his career with 2,159 yards on 175 receptions with 16 touchdowns.
- As a senior (2019), started all 13 games and led the Gators with 657 yards on 49 receptions with six touchdowns.
- As a junior (2018), started all 13 games in his first season at Florida and led the Gators in receptions (35), receiving yards (503), receiving touchdowns (six) and average yards per game (38.7). Ranked fourth on the team in points scored (36) and all-purpose yards (520).
- As a sophomore (2017), played 10 games at Ole Miss and finished second on the team with 42 receptions, while recording 456 receiving yards with one score.
- As a redshirt freshman (2016), received first-team freshman All-SEC accolades from the league's coaches after finishing second on team with 49 catches, third with 543 receiving yards, while catching three touchdown passes. Ranked second among SEC freshmen with 4.1 catches per game and third with 45.2 receiving yards per game.
- As a freshman (2015), redshirted.
- Majored in journalism with an emphasis in broadcast.



PERSONAL:

- Attended Ravenwood (Brentwood, Tenn.) High School and garnered Tennessee Sports Writers Association All-State and The Tennessean All-Midstate honors.
- Rated a four-star prospect by all the major recruiting services and was a member of the ESPN 300, Rivals 250 and Scout National 300.
- Was selected to play in the U.S. Army All-American Bowl and Nike's The Opening camp after high school.
- As a senior, hauled in 67 catches for 1,223 yards with 13 touchdowns, helping lead his team to a 14-1 record and a Class 6A runner-up finish as a senior.

- As a junior, totaled 87 catches for 1,251 yards with 14 touchdowns.
- Son of Shawn and Maria Jefferson.
- Follow Jefferson on X at @VanJefferson12 and on Instagram at @van_j12.
- Born Vanchii Lashawn Jefferson Jr on July 26, 1996 in Jacksonville, Fla.

VAN JEFFERSON'S GAME-BY-GAME

2020 L.A. Rams

RECEIVING									
Date	Opp.	W/L	P/S	No	Yds	Avg	Lg	TD	
Sept 13	Dal	W	p	1	31	31.0	31	0	
Sept 20	@ Phi	W	p	4	45	11.3	21	0	
Sept 27	@ Buf	L	p	0	0	-	0	0	
Oct 4	NYG	W	p	0	0	-	0	0	
Oct 11	@ Was	W	p	0	0	-	0	0	
Oct 18	@ SF	L	p	1	8	8.0	8	0	
Oct 26	Chi	W	p	1	14	14.0	14	0	
Nov 1	@ Mia	L	p	2	23	11.5	15	0	
Nov 15	Sea	W	p	1	15	15.0	15	0	
Nov 23	@ TB	W	p	1	7	7.0	7t	1	
Nov 29	SF	L	p	0	0	-	0	0	
Dec 6	@ Ari	W	p	4	27	6.8	9	0	
Dec 10	NE	W	p	0	0	-	0	0	
Dec 20	NYJ	L	p	0	0	-	0	0	
Dec 27	@ Sea	L	p	0	0	-	0	0	
Jan 3	Ari	W	p	4	50	12.5	19	0	
Totals		10-6	16/0	19	220	11.6	31	1	
Playoffs									
Jan 9	@ Sea	W	p	0	0	-	0	0	
Jan 16	@ GB	L	S	6	46	7.7	16	1	
Totals		1-1	2/1	6	46	7.7	16	1	

2021 L.A. Rams

RECEIVING									
Date	Opp.	W/L	P/S	No	Yds	Avg	Lg	TD	
Sept 12	Chi	W	S	2	80	40.0	67t	1	
Sept 19	@ Ind	W	S	1	14	14.0	14	0	
Sept 26	TB	W	S	4	42	10.5	21	0	
Oct 3	Ari	L	S	6	90	15.0	22	1	
Oct 7	@ Sea	W	S	1	16	16.0	16	0	
Oct 17	@ NYG	W	S	3	19	6.3	18	0	
Oct 24	Det	W	S	4	43	10.8	22	1	
Oct 31	@ Hst	W	S	3	88	29.3	68	0	
Nov 7	Ten	L	S	3	41	13.7	20	0	
Nov 15	@ SF	L	S	3	54	18.0	33	0	
Nov 28	@ GB	L	S	3	93	31.0	79t	1	
Dec 5	Jax	W	S	6	41	6.8	19	1	
Dec 13	@ Ari	W	S	2	58	29.0	52t	1	
Dec 21	Sea	W	S	2	23	11.5	18	0	
Dec 26	@ Min	W	S	1	6	6.0	6	0	
Jan 2	@ Bal	W	S	4	63	15.8	35	0	
Jan 9	SF	L	S	2	31	15.5	24	0	
Totals		12-5	17/17	50	802	16.0	79t	6	
Playoffs									
Jan 17	Ari	W	S	1	41	41.0	41	0	
Jan 23	@ TB	W	S	2	29	14.5	18	0	
Jan 30	SF	W	S	2	9	4.5	6	0	
Feb 13	Cin	W	S	4	23	5.8	13	0	
Totals		4-0	4/4	9	102	11.3	41	0	

2022 L.A. Rams

RECEIVING									
Date	Opp.	W/L	P/S	No	Yds	Avg	Lg	TD	
Sept 8	Buf	L	IA						
Sept 19	Atl	W	IR						
Sept 25	@ Ari	W	IR						
Oct 3	@ SF	L	IR						
Oct 9	Dal	L	IR						

Date	Opp.	W/L	P/S	No	Yds	Avg	Lg	TD	
Oct 16	Car	W	IR						
Oct 30	SF	L	S	0	0	-	0	0	
Nov 6	@ TB	L	S	0	0	-	0	0	
Nov 13	Ari	L	p	3	27	9.0	19	1	
Nov 20	@ NO	L	S	3	41	13.7	20	0	
Nov 27	@ KC	L	p	3	29	9.7	16	1	
Dec 4	Sea	L	S	2	39	19.5	23	0	
Dec 8	LV	W	S	2	44	22.0	23t	1	
Dec 19	@ GB	L	S	2	32	16.0	17	0	
Dec 25	Den	W	S	3	19	6.3	11	0	
Jan 1	@ LAC	L	S	3	77	25.7	39	0	
Jan 8	@ Sea	L	S	3	61	20.3	35	0	
Totals		5-12	11/9	24	369	15.4	39	3	

2023 L.A. Rams/Atlanta Falcons

RECEIVING									
Date	Opp.	W/L	P/S	No	Yds	Avg	Lg	TD	
Sept 10	@ Sea	W	S	4	24	6.0	10	0	
Sept 17	SF	L	S	1	9	9.0	9	0	
Sept 25	@ Cin	L	S	1	46	46.0	46	0	
Oct 1	@ Ind	W	S	2	29	14.5	16	0	
Oct 8	Phi	L	p	0	0	-	0	0	
Oct 15	Was	L	p	0	0	-	0	0	
Oct 22	@ TB	W	p	0	0	-	0	0	
Oct 29	@ Ten	L	S	3	24	8.0	11	0	
Nov 5	Min	L	S	1	14	14.0	14	0	
Nov 12	@ Ari	L	p	0	0	-	0	0	
Nov 26	NO	W	S	1	13	13.0	13	0	
Dec 3	@ NYJ	W	p	0	0	-	0	0	
Dec 10	TB	L	p	0	0	-	0	0	
Dec 17	@ Car	L	p	0	0	-	0	0	
Dec 24	Ind	W	S	1	13	13.0	13	0	
Dec 31	@ Chi	L	p	3	19	6.3	9	0	
Jan 7	@ NO	L	S	2	13	6.5	7	0	
Totals		6-11	17/9	20	209	10.5	46	0	

2024 Pittsburgh Steelers

RECEIVING									
Date	Opp.	W/L	P/S	No	Yds	Avg	Lg	TD	
Sept 8	@ Atl	W	S	1	1	1.0	1	0	
Sept 15	@ Den	W	S	2	14	7.0	12	0	
Sept 22	LAC	W	S	0	0	-	0	0	
Sept 29	@ Ind	L	p	2	21	10.5	12	0	
Oct 6	Dal	L	S	3	26	8.7	11	0	
Oct 13	@ LV	W	S	0	0	-	0	0	
Oct 20	NYJ	W	S	2	15	7.5	11	1	
Oct 28	NYG	W	S	4	62	15.5	36	0	
Nov 10	@ Was	W	S	0	0	-	0	0	
Nov 17	Bal	W	S	0	0	-	0	0	
Nov 21	@ Cle	L	S	2	39	19.5	35	0	
Dec 1	@ Cin	W	p	1	43	43.0	43	0	
Dec 8	Cle	W	p	1	10	10.0	10t	1	
Dec 15	@ Phi	L	S	1	0	0.0	0	0	
Dec 21	@ Bal	L	p	2	27	13.5	21	0	
Dec 25	KC	L	p	0	0	-	0	0	
Jan 4	Cin	L	S	3	18	6.0	8	0	
Totals		10-7	17/12	24	276	11.5	43	2	
Playoffs									
Jan 11	@ Bal	L	S	2	37	18.5	30t	1	
Totals		0-1	1/1	2	37	18.5	30t	1	



VAN JEFFERSON'S NFL STATISTICS

REGULAR SEASON

				RECEIVING					RUSHING				
Year	Team	GP	GS	No	Yds	Avg	Lg	TD	Att	Yds	Avg	Lg	TD
2020	L.A. Rams	16	0	19	220	11.6	31	1	1	-1	-1.0	-1	0
2021	L.A. Rams	17	17	50	802	16.0	79t	6	2	20	10.0	10	0
2022	L.A. Rams	11	9	24	369	15.4	39	3	0	0	-	0	0
2023	LAR/ATL	17	9	20	209	10.5	46	0	1	4	4.0	4	0
2024	Pittsburgh	17	12	24	276	11.5	43	2	0	0	-	0	0
NFL Totals		78	47	137	1,876	13.7	79t	12	4	23	5.8	10	0

PLAYOFFS

				RECEIVING					RUSHING				
Year	Team	GP	GS	No	Yds	Avg	Lg	TD	Att	Yds	Avg	Lg	TD
2020	L.A. Rams	2	1	6	46	7.7	16	1	0	0	-	0	0
2021	L.A. Rams	4	4	9	102	11.3	41	0	1	15	15.0	15	0
2024	Pittsburgh	1	1	2	37	18.5	30t	1	0	0	-	0	0
NFL Totals		7	6	17	185	10.9	41	2	1	15	15.0	15	0

Single-Game Highs

Receptions - 6 (Twice, last vs. Jacksonville 12/5/21)
 Receiving Yards - 93 at Green Bay (11/28/21)
 Long Reception - 79t at Green Bay (11/28/21)
 Receiving Touchdowns - 1 (12 times, last vs. Cleveland 12/8/24)
 Rushes - 1 (Four times, last at Cincinnati 9/25/23)
 Rushing Yards - 10 (Twice, last vs. Seattle 12/21/21)

Additional Career Statistics

Kickoff Returns - 1 for 13 yards (2020)
 Special Teams Tackles - 1 (2020)
 Misc. Tackles - 2 (2020), 1 (2021), 1 (2023)

Playoff Single-Game Highs

Receptions - 6 at Green Bay (1/16/21)
 Receiving Yards - 46 at Green Bay (1/16/21)
 Long Reception - 41 vs. Arizona (1/17/22)
 Receiving Touchdowns - 1 (Twice, last at Baltimore 1/11/25)

Additional Career Playoff Statistics

Special Teams Tackles - 1 (2020)

32 GABE JEUDY-LALLY

CORNERBACK • 6'1" • 189 LBS

COLLEGE: TENNESSEE • ACQUIRED: FREE AGENT - 2024

NFL EXPERIENCE (NFL/TITANS): 2/2 • HOMETOWN: AUSTIN, TEXAS

GAMES PLAYED/GAMES STARTED: 4/0 (PLAYOFFS: 0/0)



PRO: The Titans signed Gabe Jeudy-Lally as an undrafted free agent following the 2024 NFL Draft. The 6-foot-1-inch, 189-pounder saw action as a reserve in four games as a rookie in 2024. He totaled 152 tackles, 6.5 tackles for loss, one sack, 16 passes defended, three interceptions and a forced fumble during his collegiate career with Vanderbilt (2019-21), Brigham Young (2022) and Tennessee (2023).

TITANS TIDBITS:

- Jeudy-Lally speaks fluent Russian.
- Jeudy-Lally's mother immigrated to the U.S. from Ukraine and his grandfather played on Ukraine's national soccer team.

CAREER TRANSACTIONS:

- The Austin, Texas, native was signed by the Titans as an undrafted free agent on May 10, 2024.
- Released by the Titans on Aug. 27, 2024 and signed to the team's practice squad a day later.
- Activated from the practice squad to the active roster standard elevation on Oct. 19, 2024.
- Signed by the Titans to the active roster from the practice squad on Oct. 26, 2024.
- Released by the Titans on Dec. 28, 2024 and signed to the team's practice squad three days later.
- Signed by the Titans to a future contract on Jan. 6, 2025.

SEASON RECAPS:

- 2024 (4/0 - Tennessee):** Played as a reserve in four games as a rookie. Was inactive for five contests and did not play in another game. Spent six games on the team's practice squad. Was not on the roster for one contest. Made his NFL debut at Buffalo (10/20).
- At Buffalo (10/20), played as a reserve on special teams in his first career NFL contest.
 - At Detroit (10/27), saw action as a reserve on special teams.
 - Against New England (11/3), played limited snaps as a reserve on special teams.
 - Against Cincinnati (12/15), played as a reserve on special teams.

COLLEGE:

- Played in 49 career collegiate games with Vanderbilt (2019-21), Brigham Young (2022) and Tennessee (2023).
- As a senior (2023), played in 13 games with 11 starts at Tennessee and ranked fifth on the team with 41 tackles. Recorded four tackles for loss,

one sack, one interception, one forced fumble and ranked second on the team in pass breakups with five.

- As a junior (2022), played in all 13 games with 10 starts for Brigham Young and posted 47 tackles, half a sack, and a team-best seven pass breakups.
- As a sophomore (2021), played in 12 games at Vanderbilt and notched 51 tackles, one pass breakup and one interception.
- As a redshirt freshman (2020), appeared in seven games with three starts for the Commodores and made 13 tackles, one tackle for loss, one interception and one pass breakup.
- As a freshman (2019), played in four games before redshirting.
- Graduated with a degree in human and organizational development with a minor in business from Vanderbilt in May of 2022. Earned a master's in sports management from University of Tennessee in May of 2024.

PERSONAL:

- Attended Ardrey Kell (N.C.) High School, where he was a three-star prospect by ESPN.com, Rivals.com and 247Sports.com.
- Was a two-time all-conference first-team selection that finished his high school career with 103 solo tackles, three interceptions, six fumble recoveries and a 23.7 kickoff return average.
- As a senior, logged 59 tackles, two picks and two fumble recoveries.
- Son of Thomas and Alla Lally. Has four sisters, Elina, Amanda, Dede and Tara, and two brothers, J.J. and Gianni.
- Follow Jeudy-Lally on X at @Gabejeudy and on Instagram at @gabe_jeudy.
- Born Gabriel Valentin Jeudy-Lally on Feb. 16, 2001 in New York City, N.Y.

GABE JEUDY-LALLY'S GAME-BY-GAME

2024 Tennessee Titans

Date	Opp	W/L	P/S	Tot	Solo	Asst	Sk	- Yds	QB	TFL	Int	- Yds	-TD	PD	FF	FR	- Yds	SpT
Sept 8	@ Chi	L	PS															
Sept 15	NYJ	L	PS															
Sept 22	GB	L	PS															
Sept 30	@ Mia	W	PS															
Oct 13	Ind	L	PS															
Oct 20	@ Buf	L	p	0	0	0	0.0	0.0	0	0	0	0	0	0	0	0	0	0
Oct 27	@ Det	L	p	0	0	0	0.0	0.0	0	0	0	0	0	0	0	0	0	0
Nov 3	NE	W	p	0	0	0	0.0	0.0	0	0	0	0	0	0	0	0	0	0
Nov 10	@ LAC	L	IA															
Nov 17	Min	L	DNP															
Nov 24	@ Hst	W	IA															

Dec 1	@ Was	L	IA															
Dec 8	Jax	L	IA															
Dec 15	Cin	L	p	0	0	0	0.0	0.0	0	0	0	0	0	0	0	0	0	0
Dec 22	@ Ind	L	IA															
Dec 29	@ Jax	L	NOR															
Jan 5	Hst	L	PS															
Totals				3-14	4/0	0	0	0	0.0	0.0	0	0	0	0	0	0	0	0



GABE JEUDY-LALLY'S NFL STATISTICS

REGULAR SEASON		TACKLES										INTERCEPTIONS					FUMBLES			
Year	Team	GP	GS	Tot	Solo	Asst	Sk	Yds	QBP	TFL		No	Yds	Lg	TD	PD	FF	FR	Yds	SpT
2024	Tennessee	4	0	0	0	0	0.0	0.0	0	0		0	0	0	0	0	0	0	0	0
NFL Totals		4	0	0	0	0	0.0	0.0	0	0		0	0	0	0	0	0	0	0	0

Single-Game Highs

Tackles -

Tackles For Loss -

Passes Defensed -

Special Teams Tackles -

45 DRE'MONT JONES

OUTSIDE LINEBACKER • 6'3" • 281 LBS • COLLEGE: OHIO STATE

ACQUIRED: FREE AGENT - 2025

NFL EXPERIENCE (NFL/TITANS): 7/1 • HOMETOWN: CLEVELAND, OHIO

GAMES PLAYED/GAMES STARTED: 90/52 (PLAYOFFS: 0/0)



PRO: The Titans signed Dre'Mont Jones in the 2025 offseason to add experience and versatility to the defensive front. The Ohio State product has the ability to play up and down the defensive line. The 6-foot-3-inch, 281-pounder originally entered the NFL as a third-round pick of the Denver Broncos in 2019 and spent his first four seasons with the organization. The Cleveland, Ohio, native has spent the last two seasons with the Seattle Seahawks. In his first six NFL seasons, Jones appeared in 90 games with 52 starts and recorded 210 tackles, 30.5 sacks, 40 stops for loss and 182 quarterback pressures.

CAREER HIGHLIGHTS:

- In 2023, Jones played in a career-high 17 games and tallied career-high 49 tackles for the Seattle Seahawks.
- In 2022, Jones tied his career-high with 6.5 sacks despite playing in only 13 games.

TITANS TIDBITS:

- Jones didn't take up football until his junior year of high school, focusing first on basketball where he was a standout player before transitioning his focus to football.
- Jones played his first high school game/scrimmage on the Hall of Fame field in Canton, Ohio. Years later, he played his first NFL preseason game on the same field in 2019.
- Jones' dad, Sanderline Williams, was a middleweight boxer for 11 years.

CAREER TRANSACTIONS:

- The Cleveland, Ohio, native was selected by the Denver Broncos in the third round (71st overall) of the 2019 NFL Draft.
- Signed by the Seattle Seahawks as an unrestricted free agent on March 16, 2023.
- Released by the Seahawks on March 4, 2025.
- Signed by the Titans as a free agent on April 14, 2025.

SEASON RECAPS:

2024 (17/7 - Seattle): Played in 17 games with seven starts and collected 28 tackles, four sacks, seven tackles for loss, one forced fumble and one fumble recovery.

- Against Miami (9/22), had four tackles with one sack and a forced fumble.
- At Detroit (9/30), notched a sack for the second consecutive game to go along with two tackles.
- Against N.Y. Giants (10/6), tallied a season-high five tackles.
- At Atlanta (10/20), had two tackles, one sack and one pass defended.
- At San Francisco (11/17), had one tackle and one sack.
- Against Green Bay (12/15), recorded four tackles, including one tackle for loss.

2023 (17/16 - Seattle): Played in all 17 games with 16 starts and tallied a career-high 49 tackles to go along with 4.5 sacks and five tackles for loss.

- At Detroit (9/17), had two tackles and one sack.
- At Cincinnati (10/15), recorded three tackles with a sack.
- Against Washington (11/12), had two tackles and half a sack.
- At Dallas (11/30), tallied four tackles.
- At Tennessee (12/24), had three tackles and one sack.
- Against Pittsburgh (12/31), recorded a season-high five tackles.
- At Arizona (1/7), matched his season-high with five tackles.

2022 (13/13 - Denver): Started in the first 13 games of the season before being placed on season-ending injured reserve to end the season. Tallied 47 tackles, 6.5 sacks, nine tackles for loss and one forced fumble.

- Against Houston (9/18), recorded six tackles, two sacks and one forced fumble.
- At Las Vegas (10/2), had four tackles, including two for a loss.
- Against N.Y. Jets (10/23), recorded four tackles and two sacks.
- At Jacksonville (10/30), tallied a season-high seven tackles to go along with one sack.
- At Carolina (11/27), matched his season-high with seven tackles.
- Against Kansas City (12/11), had five tackles and one sack.

2021 (16/7 - Denver): Appeared in 16 games with seven starts and registered 31 tackles, 5.5 sacks, two passes defended, one forced fumble, one fumble recovery and one blocked kick.

- At Pittsburgh (10/10), recorded three tackles.
- Against Washington (10/31), collected multiple sacks for the third time in his career, logged 1.5 sacks to go along with a three defensive stops and one blocked kick.
- Against Philadelphia (11/4), notched a season-high four tackles, one sack and his first career forced fumble.
- At Kansas City (12/5), recorded four tackles and one sack.
- Against Detroit (12/12), notched three solo tackles, a season-high two sacks and one pass defended.
- At Las Vegas (12/26), recovered his first career fumble and added two solo tackles.
- Against Kansas City (1/8), had two tackles and one pass defended.

2020 (13/8 - Denver): Appeared in 13 games with eight starts and recorded 41 tackles, 6.5 sacks, seven tackles for loss and two passes defended. Placed on injured reserve and missed three games with an injury.

- Against Tennessee (9/14), collected three tackles in the season opener.
- Against Kansas City (10/25), notched his first sack of the season and added two tackles.
- Against L.A. Chargers (11/1), made his first start of the season and totaled three tackles.
- At Atlanta (11/8), recorded his second sack of the season and added two tackles with a pass defended.
- Against Miami (11/22), tallied his third sack of the season.
- Against New Orleans (11/29), registered a career-high nine tackles.
- At Carolina (12/13), had one sack and one pass defended.
- At L.A. Chargers (12/27), recorded three tackles and a sack.
- Against Las Vegas (1/3), tallied 1.5 sacks and had six total tackles.

2019 (14/1 - Denver): Appeared in 14 games with one start and recorded 14 tackles, 3.5 sacks, three tackles for loss, one interception and two passes defended. Also registered a blocked field goal. Made his NFL debut against Chicago (9/15).

- At L.A. Chargers (10/6), blocked a field goal attempt.
- Against Kansas City (10/17), tallied two tackles.
- At Minnesota (11/17), recorded two tackles and his first career sack.
- Against L.A. Chargers (12/1), logged his first career interception and had a pass defended.
- Against Detroit (12/22), led the Broncos with a career-high 2.5 sacks to go along with five tackles. Named AFC Defensive Player of the Week for his efforts.



COLLEGE:

- Played three seasons at Ohio State (2015-18), and started 37 of 39 games. Finished his career with 115 tackles, 22 tackles for loss and 9.5 sacks. Started all 14 games for the 2018 Big Ten and Rose Bowl champions and 11 times for the 2017 Big Ten and Cotton Bowl champion.
- As a junior (2018), started all 14 games and totaled 43 tackles, including 13.5 tackles for loss and 8.5 sacks. He became the first Ohio State defensive lineman in recorded history to score two touchdowns in one season, returning an interception 28 yards for a score against Texas Christian and later recovering a fumble in the end zone against Michigan State. Earned first-team All-Big Ten Conference honors.
- As a sophomore (2017), earned third-team All-Big Ten Conference honors. Played in 12 games with 11 starts and totaled 20 tackles, five tackles for loss, one sack and two pass defensed.
- As a redshirt freshman (2016), named Freshman All-American and became only the third freshman defensive lineman to start 10 or more games during a freshman season. Jones started 12 games and finished as the team's leading tackler among defensive linemen with 52 tackles.
- As a freshman (2015), redshirted while recovering from a high school injury.
- Graduated with a degree in sociology in 2018.

PERSONAL:

- Attended Saint Ignatius (Cleveland) High School.
- Named first-team Division I Associated Press all-state as a senior for coach Chuck Kyle's 6-4 team that advanced to the Ohio state playoffs. He also picked up All-Northeast Lakes District honors as a senior after recording 47 tackles, 21 tackles for losses and four sacks with four forced fumbles
- Jones was considered a 4-star prospect by ESPN, Scout and 247Sports and he had overall rankings of No. 161 on the ESPN 300 and No. 169 by 247Sports
- Also played basketball at St. Ignatius.
- Was a U.S. Army All-American.
- Started playing football when he was a junior in high school.
- Has one son, Dre'Mont "Kenzo" Jones Jr. and one daughter, Eliza.
- Son of Schontina Jones and Sanderline Williams.
- Follow Jones on Instagram at @thedrejones and on X at @theofficial_80.
- Born Dre'Mont Jones on Jan. 5, 1997 in Cleveland, Ohio.

DRE'MONT JONES' GAME-BY-GAME

2019 Denver Broncos

Date	Opp	W/L	P/S	Tot Solo Asst	Sk - Yds	QBP	TFL	Int - Yds -TD	PD	FF	FR - Yds	SpT
Sept 9	@ Oak	L	DNP									
Sept 15	Chi	L	p	0 0 0	0.0 0.0	0	0	0 0 0	0	0	0 0	0
Sept 22	@ GB	L	p	0 0 0	0.0 0.0	1	0	0 0 0	0	0	0 0	0
Sept 29	Jax	L	p	0 0 0	0.0 0.0	0	0	0 0 0	0	0	0 0	0
Oct 6	@ LAC	W	p	0 0 0	0.0 0.0	0	0	0 0 0	0	0	0 0	0
Oct 13	Ten	W	p	0 0 0	0.0 0.0	1	0	0 0 0	0	0	0 0	0
Oct 17	KC	L	p	2 0 2	0.0 0.0	0	0	0 0 0	0	0	0 0	0
Oct 27	@ Ind	L	p	0 0 0	0.0 0.0	2	0	0 0 0	1	0	0 0	0
Nov 3	Cle	W	p	1 1 0	0.0 0.0	0	0	0 0 0	0	0	0 0	0
Nov 17	@ Min	L	p	2 1 1	1.0 9.0	2	1	0 0 0	0	0	0 0	0
Nov 24	@ Buf	L	p	3 3 0	0.0 0.0	0	0	0 0 0	0	0	0 0	0
Dec 1	LAC	W	p	1 0 1	0.0 0.0	3	0	1 7 0	1	0	0 0	0
Dec 8	@ Hst	W	p	0 0 0	0.0 0.0	0	0	0 0 0	0	0	0 0	0
Dec 15	@ KC	L	IA									
Dec 22	Det	W	p	5 3 2	2.5 13.5	5	2	0 0 0	0	0	0 0	0
Dec 29	Oak	W	S	0 0 0	0.0 0.0	0	0	0 0 0	0	0	0 0	0
Totals			7-9 14/1	14	8 6 3.5 22.5	14	3 1 7	0 2 0 0 0 0	0	0	0 0	0

2020 Denver Broncos

Date	Opp	W/L	P/S	Tot Solo Asst	Sk - Yds	QBP	TFL	Int - Yds -TD	PD	FF	FR - Yds	SpT
Sept 14	Ten	L	p	3 2 1	0.0 0.0	1	0	0 0 0	0	0	0 0	0
Sept 20	@ Pit	L	p	1 0 1	0.0 0.0	1	0	0 0 0	0	0	0 0	0
Sept 27	TB	L	IR									
Oct 1	@ NYJ	W	IR									
Oct 18	@ NE	W	IR									
Oct 25	KC	L	p	2 2 0	1.0 8.0	1	1	0 0 0	0	0	0 0	0
Nov 1	LAC	W	S	3 2 1	0.0 0.0	0	1	0 0 0	0	0	0 0	0
Nov 8	@ Atl	L	S	2 2 0	1.0 7.0	1	1	0 0 0	1	0	0 0	0
Nov 15	@ LV	L	S	5 4 1	0.0 0.0	0	0	0 0 0	0	0	0 0	0
Nov 22	Mia	W	S	3 2 1	1.0 0.0	3	0	0 0 0	0	0	0 0	0
Nov 29	NO	L	S	9 5 4	0.0 0.0	3	1	0 0 0	0	0	0 0	0
Dec 6	@ KC	L	p	2 2 0	0.0 0.0	0	0	0 0 0	0	0	0 0	0
Dec 13	@ Car	W	p	1 1 0	1.0 6.0	1	1	0 0 0	1	0	0 0	0
Dec 19	Buf	L	S	1 0 1	0.0 0.0	1	0	0 0 0	0	0	0 0	0
Dec 27	@ LAC	L	S	3 2 1	1.0 6.0	1	1	0 0 0	0	0	0 0	0
Jan 3	LV	L	S	6 2 4	1.5 9.0	4	1	0 0 0	0	0	0 0	0
Totals			5-11 13/8	41	26 15 6.5 36.0	17	7 0 0	0 0 2 0 0 0	0	0	0 0	0

2021 Denver Broncos

Date	Opp	W/L	P/S	Tot Solo Asst	Sk - Yds	QBP	TFL	Int - Yds -TD	PD	FF	FR - Yds	SpT
Sept 12	@ NYJ	W	S	2 2 0	0.0 0.0	2	1	0 0 0	0	0	0 0	0
Sept 19	@ Jax	W	S	1 0 1	0.0 0.0	3	0	0 0 0	0	0	0 0	0
Sept 26	NYJ	W	S	1 1 0	0.0 0.0	2	1	0 0 0	0	0	0 0	0
Oct 3	Bal	L	S	1 1 0	0.0 0.0	1	1	0 0 0	0	0	0 0	0
Oct 10	@ Pit	L	p	3 2 1	0.0 0.0	2	0	0 0 0	0	0	0 0	0
Oct 17	LV	L	S	1 0 1	0.0 0.0	2	0	0 0 0	0	0	0 0	0
Oct 21	@ Cle	L	p	2 0 2	0.0 0.0	2	0	0 0 0	0	0	0 0	0
Oct 31	Was	W	p	3 1 2	1.5 8.5	4	1	0 0 0	0	0	0 0	0
Nov 7	@ Dal	W	p	0 0 0	0.0 0.0	3	0	0 0 0	0	0	0 0	0
Nov 14	Phi	L	p	4 3 1	1.0 6.0	1	1	0 0 0	0	1	0 0	0
Nov 28	LAC	W	S	2 0 2	0.0 0.0	7	0	0 0 0	0	0	0 0	0
Dec 5	@ KC	L	p	4 3 1	1.0 6.0	3	1	0 0 0	0	0	0 0	0
Dec 12	Det	W	p	3 3 0	2.0 17.0	2	3	0 0 0	1	0	0 0	0
Dec 19	Cin	L	IA									
Dec 26	@ LV	L	p	2 2 0	0.0 0.0	0	0	0 0 0	0	0	1 0	0
Jan 2	@ LAC	L	S	0 0 0	0.0 0.0	1	0	0 0 0	0	0	0 0	0
Jan 8	KC	L	p	2 0 2	0.0 0.0	0	0	0 0 0	0	1	0 0	0
Totals			7-10 16/6	31	18 13 5.5 37.5	35	9 0 0	0 0 2 1 1 0	0	0	0 0	0

2022 Denver Broncos

Date	Opp	W/L	P/S	Tot Solo Asst	Sk - Yds	QBP	TFL	Int - Yds -TD	PD	FF	FR - Yds	SpT
Sept 12	@ Sea	L	DE	1 1 0	0.0 0.0	1	0	0 0 0	0	0	0 0	0
Sept 18	Hst	W	DE	6 4 2	2.0 14.0	4	1	0 0 0	0	1	0 0	0
Sept 25	SF	W	DE	3 0 3	0.0 0.0	0	0	0 0 0	0	0	0 0	0
Oct 2	@ LV	L	DE	4 4 0	0.0 0.0	4	2	0 0 0	0	0	0 0	0
Oct 6	Ind	L	DE	1 0 1	0.5 9.0	4	0	0 0 0	0	0	0 0	0
Oct 17	@ LAC	L	DE	5 3 2	0.0 0.0	7	0	0 0 0	0	0	0 0	0
Oct 23	NYJ	L	DE	4 2 2	2.0 15.0	3	2	0 0 0	0	0	0 0	0
Oct 30	@ Jax	W	DE	7 5 2	1.0 6.0	4	3	0 0 0	0	0	0 0	0
Nov 13	@ Ten	L	DE	2 0 2	0.0 0.0	1	0	0 0 0	0	0	0 0	0
Nov 20	LV	L	DE	0 0 0	0.0 0.0	2	0	0 0 0	0	0	0 0	0
Nov 27	@ Car	L	DE	7 3 4	0.0 0.0	3	0	0 0 0	0	0	0 0	0
Dec 4	@ Bal	L	DE	2 1 1	0.0 0.0	0	0	0 0 0	0	0	0 0	0
Dec 11	KC	L	DE	5 1 4	1.0 3.0	3	1	0 0 0	0	0	0 0	0
Dec 18	Ari	W	IR									
Dec 25	@ LAR	L	IR									
Jan 1	@ KC	L	IR									
Jan 8	LAC	W	IR									
Totals			3-10 13/13	47	24 23 6.5 47.0	36	9 0 0	0 0 0 0 1 0	0	0	0 0	0

2023 Seattle Seahawks

Date	Opp	W/L	P/S	Tot Solo Asst	Sk - Yds	QBP	TFL	Int - Yds -TD	PD	FF	FR - Yds	SpT
Sept 10	LAR	L	S	3 1 2	0.0 0.0	1	0	0 0 0	0	0	0 0	0
Sept 17	@ Det	W	S	2 1 1	1.0 2.0	1	1	0 0 0	0	0	0 0	0
Sept 24	Car	W	S	1 0 1	0.0 0.0	2	0	0 0 0	0	0	0 0	0
Oct 2	@ NYG	W	S	4 2 2	0.0 0.0	4	1	0 0 0	0	0	0 0	0
Oct 15	@ Cin	L	S	3 3 0	1.0 8.0	1	1	0 0 0	0	0	0 0	0
Oct 22	Ari	W	S	3 1 2	0.0 0.0	4	0	0 0 0	0	0	0 0	0
Oct 29	Cle	W	S	2 2 0	0.0 0.0	4	1	0 0 0	0	0	0 0	0
Nov 5	@ Bal	L	S	3 2 1	0.0 0.0	1	0	0 0 0	0	0	0 0	0
Nov 12	Was	W	S	2 1 1	0.5 3.0	3	0	0 0 0	0	0	0 0	0
Nov 19	@ LAR	L	S	1 0 1	0.0 0.0	0	0	0 0 0	0	0	0 0	0
Nov 23	SF	L	S	2 1 1	0.0 0.0	2	0	0 0 0	0	0	0 0	0
Nov 30	@ Dal	L	S	4 2 2	0.0 0.0	4	0	0 0 0	0	0	0 0	0
Dec 10	@ SF	L	p	4 4 0	1.0 0.0	3	0	0 0 0	0	0	0 0	0
Dec 18	Phi	W	S	2 1 1	0.0 0.0	4	0	0 0 0	0	0	0 0	0
Dec 24	@ Ten	W	S	3 2 1	1.0 10.0	5	1	0 0 0	0	0	0 0	0
Dec 31	Pit	L	S	5 1 4	0.0 0.0	2	0	0 0 0	0	0	0 0	0
Jan 7	@ Ari	W	S	5 2 3	0.0 0.0	1	0	0 0 0	0	0	0 0	0
Totals			9-8 17/16	49	26 23 4.5 23	42	5 0 0	0 0 0 0 0 0	0	0	0 0	0

2024 Seattle Seahawks

Date	Opp	W/L	P/S	Tot Solo Asst	Sk - Yds	QBP	TFL	Int - Yds -TD	PD	FF	FR - Yds	SpT
Sept 8	Den	W	S	1 1 0	0.0 0.0	1	0	0 0 0	0	0	0 0	0
Sept 15	@ NE	W	S	1 1 0	0.0 0.0	1	1	0 0 0	0	0	0 0	0
Sept 22	Mia	W	p	4 2 2	1.0 14.0	2	1	0 0 0	0	1	0 0	0
Sept 30	@ Det	L	S	2 1 1	1.0 4.0	4	1	0 0 0	0	0	0 0	0
Oct 6	NYG	L	S	5 3 2	0.0 0.0	1	0	0 0 0	0	0	0 0	0
Oct 10	SF	L	S	2 1 1	0.0 0.0	4	0	0 0 0	0	0	0 0	0
Oct 20	@ Atl	W	S	2 2 0	1.0 9.0	4	2	0 0 0	1	0	0 0	0
Oct 27	Buf	L	S	0 0 0	0.0 0.0	1	0	0 0 0	0	0	0 0	0
Nov 3	LAR	L	p	1 0 1	0.0 0.0	3	0	0 0 0	0	0	0 0	0
Nov 17	@ SF	W	p	1 1 0	1.0 8.0	0	1	0 0 0	0	0	0 0	0
Nov 24	Ari	W	p	1 0 1	0.0 0.0	2	0	0 0 0	0	0	0 0	0
Dec 1	@ NYJ	W	p	0 0 0	0.0 0.0	4	0	0 0 0	0	0	0 0	0
Dec 8	@ Ari	W	p	1 0 1	0.0 0.0	3	0	0 0 0	0	0	0 0	0
Dec 15	GB	L	p	4 1 3	0.0 0.0	4	1	0 0 0	0	0	0 0	0
Dec 22	Min	L	p	0 0 0	0.0 0.0	5	0	0 0 0	0	0	0 0	0
Dec 26	@ Chi	W	p	1 1 0	0.0 0.0	2	0	0 0 0	0	0	0 0	0
Jan 5	@ LAR	W	p	2 0 2	0.0 0.0	1	0	0 0 0	0	0	0 0	0
Totals			10-7 17/7	28	14 14 4.0 35.0	42	7 0 0	0 0 1 1 0 0	0	0	0 0	0



DRE'MONT JONES' NFL STATISTICS

REGULAR SEASON		TACKLES									INTERCEPTIONS					FUMBLES			
Year	Team	GP	GS	Tot	Solo	Asst	Sk	Yds	QBP	TFL	No	Yds	Lg	TD	PD	FF	FR	Yds	SpT
2019	Denver	14	1	14	8	6	3.5	22.5	14	3	1	7	7	0	2	0	0	0	0
2020	Denver	13	8	41	26	15	6.5	36.0	17	7	0	0	0	0	2	0	0	0	0
2021	Denver	16	7	31	18	13	5.5	37.5	35	9	0	0	0	0	2	1	1	0	0
2022	Denver	13	13	47	24	23	6.5	47.0	36	9	0	0	0	0	0	1	0	0	0
2023	Seattle	17	16	49	26	23	4.5	23.0	42	5	0	0	0	0	0	0	0	0	0
2024	Seattle	17	7	28	14	14	4.0	35.0	38	7	0	0	0	0	1	1	0	0	0
NFL Totals		90	52	210	116	94	30.5	210.0	182	40	1	7	7	0	7	3	1	0	0

Single-Game Highs

Tackles - 9 vs. New Orleans (11/29/20)

Sacks - 2.5 vs. Detroit (12/22/19)

Quarterback Pressures - 7 (Twice, last at L.A. Chargers 10/17/22)

Tackles for Loss - 3 (Twice, last at Jacksonville 10/30/22)

Forced Fumble - 1 (Three times, last vs. Miami 9/22/24)

Fumble Recovery - 1 at Las Vegas (12/26/21)

Passes Defensed - 1 (Seven times, last at Atlanta 10/20/24)

Interceptions - 1 vs. L.A. Chargers (12/1/19)

Additional Career Statistics

Blocked Field Goal - 1 (2019), 1 (2021)


69 SEBASTIAN JOSEPH-DAY

DEFENSIVE LINE • 6'4" • 310 LBS

COLLEGE: RUTGERS • ACQUIRED: UNRESTRICTED FREE AGENT (SF) - 2024

NFL EXPERIENCE (NFL/TITANS): 7/2 • HOMETOWN: STROUDSBURG, PA.

GAMES PLAYED/GAMES STARTED: 88/80 (PLAYOFFS: 7/3)



SUPER BOWL: 2021

PRO: The Titans signed Sebastian Joseph-Day early in the 2024 offseason to bolster the experience, versatility and depth of the defensive front. The 6-foot-4-inch, 310-pounder appeared in all 17 games during his first season with the Titans. The Stroudsburg, Pa., native entered the NFL as a sixth-round pick of the L.A. Rams in 2018 and appeared in 39 regular season games with 38 starts and amassed 137 tackles and six sacks in three seasons (2019-21) with the Rams. Joseph-Day joined the L.A. Chargers during the 2022 offseason and played in 30 regular season games with the club before joining the San Francisco 49ers for the playoff push late in the 2023 regular season.

CAREER HIGHLIGHTS:

- Joseph-Day has played in seven career postseason contests, including two Super Bowls, and captured the Lombardi trophy as a member of the L.A. Rams in 2021.
- In 2024, Joseph-Day appeared in all 17 games for the first time in his career during his first season with the Titans.
- In 2022, Joseph-Day started 16 games in his first season with the Chargers and set a career-best with 56 tackles, including eight tackles for loss, two sacks, an interception, a forced fumble and a fumble recovery.
- In 2019, Joseph-Day saw action in all 16 games with 15 starts at nose tackle for the Rams and tallied 44 tackles, two sacks, five stops for loss and a pass defended.

TITANS TIDBITS:

- While in Los Angeles, Joseph-Day was a co-host of a podcast with boxing legend Mike Tyson. On the podcast, 'Hotboxin' with Mike Tyson, Joseph-Day and Tyson interviewed Ne-Yo, Hasbulla, The Undertaker, Terrell Owens, T-Pain and Tony Hawk, among others.
- Joseph-Day, who's nickname is 'Bash,' has hosted a digital series called 'Dine N Bash.' The show combines his passion for food and culture, highlighting local Los Angeles restaurants and sharing their origin stories, top dishes and what makes them unique. Joseph-Day began the show during the COVID-19 pandemic as a way to showcase local businesses.
- In 2021, Joseph-Day launched Bashing Hunger, a charitable initiative that focuses on combating food insecurity by increasing food rescue, raising money and awareness as well as providing nutritional education. He has hosted multiple events since launching the initiative including providing and serving a Thanksgiving meal at Nashville Rescue during the 2024 season.

CAREER TRANSACTIONS:

- The Stroudsburg, Pa., native was originally selected by the L.A. Rams in the sixth round (195th overall) of the 2018 NFL Draft.
- Signed by the L.A. Chargers as an unrestricted free agent on March 17, 2022.
- Released by the Chargers on Dec. 22, 2023.
- Signed by the San Francisco 49ers as a free agent on Dec. 27, 2023.
- Signed by the Titans as an unrestricted free agent on March 20, 2024.

SEASON RECAPS:

2024 (17/12 - Tennessee): Played in 17 games for the first time in his career in his first season with the Titans. Started 12 games and posted 44 tackles, 2.5 sacks, 14 quarterback pressures, three stops for loss and

a pass defended. Tied for the team lead in sacks twice in 2024 (at CHI, at MIA). Tied for the team lead in quarterback pressures once in 2024 (at MIA).

- At Chicago (9/8), made his Titans debut as a starter at defensive end and posted three tackles, including a sack, another stop for loss, two quarterback pressures and a pass defended. Dropped Caleb Williams for a 19-yard sack in the opening quarter. Deflected a pass intended for Keenan Allen in the third stanza. Teamed with Ernest Jones IV to stonewall D'Andre Swift for a two-yard loss on the last play of the third quarter.
- At Miami (9/30), started at defensive end and totaled six tackles, including a sack and a team-high-tying three quarterback pressures. Dropped Tyler Huntley for a 10-yard sack in the third quarter.
- At Detroit (10/27), started at defensive end and amassed four tackles with a quarterback pressure. Teamed with Amani Hooker to stonewall Jahmyr Gibbs for no gain on a rush up the middle in the second quarter.
- Against New England (11/3), started at defensive end and totaled two tackles, a half sack and three quarterback pressures. Teamed with Jack Gibbens to drop Drake Maye for a six-yard sack late in the third quarter.
- At L.A. Chargers (11/10), played as a reserve at defensive end and posted three tackles. Stuffed J.K. Dobbins for no gain on a rush up the middle late in the first half. Teamed with Jeffery Simmons to stop Gus Edwards for no gain on a rush off right tackle in the third quarter. Stonewalled Dobbins for no gain on a rush off left tackle in the final stanza.
- At Washington (12/1), saw action as a reserve at defensive end and recorded three tackles with a quarterback pressure. Combined with Daryl Worley to stuff Brian Robinson Jr. for no gain on a rush off left tackle in the second quarter.
- Against Jacksonville (12/8), played as a reserve on the defensive front and notched five tackles. Teamed with Jeffery Simmons to stop Tank Bigsby for a one-yard loss on a carry up the middle in the second stanza. Combined with Otis Reese IV to stonewall Bigsby for no gain on a rush off right guard late in the final quarter.
- At Indianapolis (12/22), started at defensive end and collected five tackles. Stuffed Jonathan Taylor for no gain on a rush off right tackle late in the fourth quarter.

2023 (14/14 - L.A. Chargers; 2/0, 3/0 - San Francisco): Started the first 14 games of the season with the Chargers and collected 32 tackles, three sacks and 25 quarterback pressures. Released by the Chargers on Dec. 22. Signed by the 49ers as a free agent on Dec. 27 and saw action as a reserve in the final two regular season contests, amassing five tackles. Played as a reserve in all three postseason games and registered three tackles.

- At Minnesota (9/24), registered four tackles, including a five-yard sack of Kirk Cousins in the third quarter.
- Against Dallas (10/16), posted three tackles, including a sack of Dak Prescott.
- At Green Bay (11/19), notched three tackles, including a five-yard sack of Jordan Love early in the second stanza.
- Against L.A. Rams (1/7), registered a season-best five tackles in his second game with the 49ers.
- Against Kansas City (2/11), saw action as a reserve in Super Bowl LVIII and posted a tackle.



2022 (16/16, 1/1 - L.A. Chargers): Started 16 games along the defensive front in his first season with the Chargers, totaling a career-high 56 tackles, including eight tackles for loss, two sacks, an interception, a forced fumble and a fumble recovery. Became the first interior defensive lineman since 2010 to have 50 tackles, eight tackles for loss and an interception in a single season. Was inactive for one contest. Started the postseason contest and notched three tackles, including a half sack.

- Against Jacksonville (9/25), registered seven tackles and two tackles for loss. Dropped Travis Etienne for a loss of four yards in the fourth quarter.
- At Houston (10/2), logged three solo stops, including a six-yard sack of Davis Mills on third down in the fourth quarter to force a fourth-and-long, which led to a Chargers interception.
- Against Seattle (10/23), collected four tackles, including the fourth-quarter stop of Kenneth Walker III behind the goal line to register a safety. Partnered with Troy Reeder on the safety, registering the first of the season for the Bolts and first safety by a Chargers defensive unit since the 2020 season finale.
- Against Kansas City (11/20), tallied four tackles, adding a forced fumble of Patrick Mahomes on a scramble, his first forced fumble since 2020 and first as a member of the Chargers.
- At Arizona (11/27), collected two solo tackles and a fumble recovery in the road win. On Arizona's opening drive, landed on a fumble caused by Derwin James Jr., to corral his first career fumble recovery.
- Against L.A. Rams (1/1), totaled four tackles, including a sack, in his first game against his former team. On third-and-nine in the fourth quarter, dropped Baker Mayfield for a loss of 10 yards, registering his second sack of the season. Contributed to a defense that allowed just 111 net passing yards, the second-fewest allowed in a single game to that point.
- At Denver (1/8), closed out the regular season with his first career interception, while adding one tackle. In the third quarter, hauled in a Russell Wilson deflected pass to log his first career pick, returning the takeaway four yards.
- At Jacksonville (1/14), tallied three tackles, including a half-sack, to go along with a pass defended in the wild card matchup. Partnered with Kenneth Murray Jr. to drop Trevor Lawrence for a sack in the opening stanza. Notched a pass defended after deflecting a pass that eventually led to a Drue Tranquill interception.

2021 (7/7, 1/0 - L.A. Rams): Started the first seven games and collected 38 tackles and three sacks before suffering an injury. Was inactive for one contest before being placed on injured reserve on Nov. 5. Missed the final nine regular season games and three postseason contests before being designated to return on Feb. 11 in time for Super Bowl LVI.

- At Indianapolis (9/19), collected a career-high nine tackles and brought down Carson Wentz to tally his first sack of the season.
- Against Arizona (10/3), amassed eight tackles in the divisional bout, including a sack of Kyler Murray on a third-and-nine in the third quarter — his second-career sack of the Arizona signalcaller.
- Against Detroit (10/24), notched five tackles and a sack of his former teammate Jared Goff in the third quarter.
- Against Cincinnati (2/13), activated off of injured reserve for Super Bowl LVI and aided in the Rams' win over the Bengals to claim the franchise's second world championship.

2020 (16/16, 2/2 - L.A. Rams): Started all 16 regular season games and tallied 55 tackles, a sack, a forced fumble and three passes defended. Started both postseason contests and notched eight tackles.

- Against Dallas (9/13), started the season opener on the defensive line and tallied three tackles with one quarterback hit on Dak Prescott.
- Against N.Y. Giants (10/4), started along the defensive line and posted four solo tackles.
- Against Seattle (11/15), started along the defensive line and recorded three solo tackles in addition to his second-career pass defended.
- Against San Francisco (11/29), started along the defensive line and recorded seven tackles and the first forced fumble of his career.
- At Seattle (12/27), started along the defensive line and notched three tackles, including a 10-yard sack of Russell Wilson.
- At Seattle (1/9), started on the defensive line in his first postseason appearance and assisted on two tackles.
- At Green Bay (1/16), recorded six tackles in the divisional matchup.

2019 (16/15 - L.A. Rams): Appeared in all 16 games with 15 starts at nose tackle and tallied 44 tackles, two sacks, five stops for loss and a pass defended.

- Against Tampa Bay (9/29), started at nose tackle and recorded his first career sack when he dropped Jameis Winston for a three-yard loss in the opening quarter.
- At Seattle (10/3), started at nose tackle and recorded a then career-high six tackles with a quarterback hit.
- Against San Francisco (10/13), started at nose tackle and tied a then career-high with six tackles, including a tackle for loss and a quarterback hit.
- At Arizona (12/1), started at nose tackle and posted four tackles, including a seven-yard sack of Kyler Murray in the third stanza.

2018 (0/0, 0/0 - L.A. Rams): Spent the entire season on the Rams 53-man roster, but was inactive for all 16 regular season games and three postseason contests.

COLLEGE:

- Saw action in 50 career games, including 49 consecutive contests to end his five-year career (2013-17) at Rutgers. Compiled 97 tackles, 3.5 sacks, two passes defended and two forced fumbles.
- As a senior (2017), started all 12 games at nose tackle and was named honorable mention All-Big Ten in the coaches' vote. Split the Homer Hazel Award as the team's MVP and was honored as the team's recipient of the Big Ten Sportsmanship Award. Totaled 41 tackles with 4.5 for a loss, 1.5 sacks, a pass defended, a forced fumble and a blocked field goal. Named to the Academic All-Big Ten list for the third-straight year.
- As a junior (2016), played in all 12 games with 11 starts at nose tackle and collected 30 tackles, 3.5 stops for loss, a sack, a forced fumble and a blocked field goal. Named to the Academic All-Big Ten list.
- As a sophomore (2015), started all 12 games at nose tackle and finished third on the team with 5.5 stops for loss to go along with 22 tackles. Was named to the Academic All-Big Ten team.
- As a redshirt freshman (2014), played in all 13 games on the defensive line and registered three total tackles on the season.
- As a freshman (2013), appeared in one game, recording a tackle for loss in collegiate debut. Redshirted after suffering an injury.
- Graduated with a degree in journalism and media studies from Rutgers. Was a graduate student in the labor studies program in his final year with the Scarlet Knights.

PERSONAL:

- Attended Stroudsburg (Pa.) High School where he was coached by Joe Bernard and was rated as the No. 30 prospect out of the state of Pennsylvania by Rivals.
- As a senior, totaled 40 tackles, with 17 stops for loss, to go with two forced fumbles. Helped lead the Mountaineers to back-to-back Mountain Valley Conference champions with a 10-2 record in his final season. Accepted a bid to play in the Chesapeake Bowl, which is a senior-only high school all-star game presented by the Mid Atlantic Football Foundation and the Maryland Sports Commission.
- As a junior, picked up 25 tackles and six sacks as a part of a defensive unit that held opponents to an average of 13.4 points per game.
- Follow Joseph-Day on X at @SJD_51 and on Instagram at @sir_bash_alot.
- Born Sebastian Joseph on March 21, 1995 in Stroudsburg, Pa.

SEBASTIAN JOSEPH-DAY'S GAME-BY-GAME

2018 Los Angeles Rams

Date	Opp	W/L	P/S	Tot Solo Asst	Sk - Yds	QBP	TFL	Int - Yds -TD	PD	FF	FR - Yds	SpT
Sept 10	@ Oak	W	IA									
Sept 16	Ari	W	IA									
Sept 23	LAC	W	IA									
Sept 27	Min	W	IA									
Oct 7	@ Sea	W	IA									
Oct 14	@ Den	W	IA									
Oct 21	@ SF	W	IA									
Oct 28	GB	W	IA									
Nov 4	@ NO	L	IA									
Nov 11	Sea	W	IA									
Nov 19	KC	W	IA									
Dec 2	@ Det	W	IA									
Dec 9	@ Chi	L	IA									
Dec 16	Phil	L	IA									
Dec 23	@ Ari	W	IA									
Dec 30	SF	W	IA									
Totals	13-3	0/0		0	0	0	0.0	0.0	0	0	0	0

Playoffs

Jan 12	Dal	W	IA									
Jan 20	@ NO	W	IA									
Feb 3	NE	L	IA									
Totals	2-1	0/0		0	0	0	0.0	0.0	0	0	0	0

2019 Los Angeles Rams

Date	Opp	W/L	P/S	Tot Solo Asst	Sk - Yds	QBP	TFL	Int - Yds -TD	PD	FF	FR - Yds	SpT
Sept 8	@ Car	W	S	0	0	0	0.0	0	0	0	0	0
Sept 15	NO	W	S	1	0	1	0.0	0	0	0	0	0
Sept 22	@ Cle	W	S	1	0	1	0.0	0	0	0	0	0
Sept 29	TB	L	S	3	3	0	1.0	3.0	1	2	0	0
Oct 3	@ Sea	L	S	6	3	3	0.0	0.0	0	0	0	0
Oct 13	SF	L	S	6	5	1	0.0	0.0	1	1	0	0
Oct 20	@ Atl	W	S	1	1	0	0.0	0.0	0	0	0	0
Oct 27	Cin	W	p	1	1	0	0.0	0.0	0	0	0	0
Nov 10	@ Pit	L	S	1	0	1	0.0	0.0	4	0	0	0
Nov 17	Chi	W	S	5	2	3	0.0	0.0	0	0	0	0
Nov 25	Bal	L	S	3	2	1	0.0	0.0	0	0	0	0
Dec 1	@ Ari	W	S	4	3	1	1.0	7.0	1	1	0	0
Dec 8	Sea	W	S	1	0	1	0.0	0.0	0	0	0	0
Dec 15	@ Dal	L	S	4	2	2	0.0	0.0	0	0	0	0
Dec 21	@ SF	L	S	4	2	2	0.0	0.0	2	1	0	0
Dec 29	Ari	W	S	3	1	2	0.0	0.0	0	0	0	0
Totals	9-7	16/15		44	25	19	2.0	10.0	10	5	0	0

2020 Los Angeles Rams

Date	Opp	W/L	P/S	Tot Solo Asst	Sk - Yds	QBP	TFL	Int - Yds -TD	PD	FF	FR - Yds	SpT
Sept 13	Dal	W	S	3	2	1	0.0	0.0	1	0	0	0
Sept 20	@ Phi	W	S	3	3	0	0.0	0.0	0	0	0	0
Sept 27	@ Buf	L	S	3	2	1	0.0	0.0	0	0	0	0
Oct 4	NYG	W	S	4	4	0	0.0	0.0	1	0	0	0
Oct 11	@ Was	W	S	2	1	1	0.0	0.0	0	0	0	0
Oct 18	@ SF	L	S	3	2	1	0.0	0.0	2	0	0	0
Oct 26	Chi	W	S	0	0	0	0.0	0.0	2	0	0	0
Nov 1	@ Mia	L	S	5	3	2	0.0	0.0	0	0	0	0
Nov 15	Sea	W	S	3	3	0	0.0	0.0	0	0	0	0
Nov 23	@ TB	W	S	3	1	2	0.0	0.0	0	0	0	0
Nov 29	SF	L	S	7	4	3	0.0	0.0	0	0	0	0
Dec 6	@ Ari	W	S	4	1	3	0.0	0.0	0	0	0	0
Dec 10	NE	W	S	5	3	2	0.0	0.0	0	0	0	0
Dec 20	NYJ	L	S	7	4	3	0.0	0.0	0	0	0	0
Dec 27	@ Sea	L	S	3	2	1	1.0	10.0	1	1	0	0
Jan 3	Ari	W	S	0	0	0	0.0	0.0	2	0	0	0
Totals	10-6	16/16		55	35	20	1.0	10.0	9	1	0	0

Playoffs

Jan 9	@ Sea	W	S	2	0	2	0.0	0.0	0	0	0	0
Jan 16	@ GB	L	S	6	2	4	0.0	0.0	0	0	0	0
Totals	1-1	2/2		8	2	6	0.0	0.0	0	0	0	0

2021 Los Angeles Rams

Date	Opp	W/L	P/S	Tot Solo Asst	Sk - Yds	QBP	TFL	Int - Yds -TD	PD	FF	FR - Yds	SpT
Sept 12	Chi	W	S	2	1	1	0.0	0.0	1	0	0	0
Sept 19	@ Ind	W	S	9	6	3	1.0	10.0	4	1	0	0
Sept 26	TB	W	S	3	2	1	0.0	0.0	2	0	0	0
Oct 3	Ari	L	S	8	7	1	1.0	3.0	1	1	0	0
Oct 7	@ Sea	W	S	8	3	5	0.0	0.0	1	0	0	0
Oct 17	@ NYG	W	S	3	1	2	0.0	0.0	0	0	0	0
Oct 24	Det	W	S	5	3	2	1.0	5.0	5	1	0	0
Oct 31	@ Hst	W	IA									
Nov 7	Ten											
Nov 15	@ SF											
Nov 28	@ GB											

Placed on injured reserve Nov. 5

Dec 5	Jax											
Dec 13	@ Ari											
Dec 21	Sea											
Dec 26	@ Min											
Jan 2	@ Bal											
Jan 9	SF											

Totals	7-1	7/7		38	23	15	3.0	18.0	9	3	0	0
---------------	------------	------------	--	-----------	-----------	-----------	------------	-------------	----------	----------	----------	----------

Playoffs

Jan 17	Ari											
Jan 23	@ TB											
Jan 30	SF											
Designated to Return Feb. 11												
Feb 13	@ Cin	W	p	0	0	0	0.0	0.0	0	0	0	0
Totals	4-0	1/0		0	0	0	0.0	0.0	0	0	0	0

2022 Los Angeles Chargers

Date	Opp	W/L	P/S	Tot Solo Asst	Sk - Yds	QBP	TFL	Int - Yds -TD	PD	FF	FR - Yds	SpT
Sept 11	LV	W	S	0	0	0	0.0	0.0	1	0	0	0
Sept 15	@ KC	L	S	4	2	2	0.0	0.0	0	0	0	0
Sept 25	Jax	L	S	7	4	3	0.0	0.0	0	2	0	0
Oct 2	@ Hst	W	S	4	2	2	1.0	6.0	5	2	0	0
Oct 9	@ Cle	W	S	5	1	4	0.0	0.0	1	0	0	0
Oct 17	Den	W	S	3	2	1	0.0	0.0	2	0	0	0
Oct 23	Sea	L	S	4	2	2	0.0	0.0	0	1	0	0
Nov 6	@ Atl	W	S	2	1	1	0.0	0.0	0	0	0	0
Nov 13	@ SF	L	S	4	3	1	0.0	0.0	0	2	0	0
Nov 20	KC	L	S	4	1	3	0.0	0.0	3	0	0	0
Nov 27	@ Ari	W	S	2	2	0	0.0	0.0	0	0	0	0
Dec 4	@ LV	L	S	5	1	4	0.0	0.0	2	0	0	0
Dec 11	Mia	W	IA									
Dec 18	Ten	W	S	5	3	2	0.0	0.0	0	1	0	0
Dec 26	@ Ind	W	S	2	1	1	0.0	0.0	2	0	0	0
Jan 1	LAR	W	S	4	2	2	1.0	10.0	1	1	0	0
Jan 8	@ Den	L	S	1	0	1	0.0	0.0	2	0	1	0
Totals	10-7	16/16		56	27	29	2.0	16.0	19	9	1	0

Playoffs

Jan 14	@ Jax	L	S	3	1	2	0.5	3	1	0	0	0
Totals	0-1	1/1		3	1	2	0.5	3	1	0	0	0

2023 Los Angeles Chargers

Date	Opp	W/L	P/S	Tot Solo Asst	Sk - Yds	QBP	TFL	Int - Yds -TD	PD	FF	FR - Yds	SpT
Sept 10	Mia	L	S	0	0	0	0.0	0.0	1	0	0	0
Sept 17	@ Ten	L	S	4	0	4	0.0	0.0	0	0	0	0
Sept 24	@ Min	W	S	4	2	2	1.0	5.0	4	2	0	0
Oct 1	LV	W	S	4	3	1	0.0	0.0	3	0	0	0
Oct 16	Dal	L	S	3	3	0	1.0	0.0	2	0	0	0
Oct 22	@ KC	L	S	0	0	0	0.0	0.0	3	0	0	0
Oct 29	Chi	W	S	2	1	1	0.0	0.0	1	0	0	0
Nov 6	@ NYJ	W	S	1	0	1	0.0	0.0	3	0	0	0
Nov 12	Det	L	S	3	1	2	0.0	0.0	0	0	0	0
Nov 19	@ GB	L	S	3	2	1	1.0	5.0	4	1	0	0
Nov 26	Bal	L	S	1	0	1	0.0	0.0	2	0	0	0
Dec 3	@ NE	W	S	2	0	2	0.0	0.0	0	0	0	0
Dec 10	Den	L	S	2	1	1	0.0	0.0	1	0	0	0
Dec 14	@ LV	L	S	3	2	1	0.0	0.0	1	0	0	0
Totals	5-9	14/14		32	15	17	3.0	10.0	25	3	0	0

2023 San Francisco 49ers

Date	Opp	W/L	P/S	Tot Solo Asst	Sk - Yds	QBP	TFL	Int - Yds -TD	PD	FF	FR - Yds	SpT
Dec 31	@ Was	W	p	0	0	0	0.0	0	0	0	0	0
Jan 7	LAR	L	p	5	4	1	0.0	0	0	0	0	0
Totals		1-1	2/0	5	4	1	0.0	0	0	0	0	0
Playoffs												
Date	Opp	W/L	P/S	Tot Solo Asst	Sk - Yds	QBP	TFL	Int - Yds -TD	PD	FF	FR - Yds	SpT
Jan 20	GB	W	p	2	2	0	0.0	0	0	0	0	0
Jan 28	Det	W	p	0	0	0	0.0	0	0	0	0	0
Feb 11	@ KC	L	p	1	0	1	0.0	0	0	0	0	0
Totals		2-1	3/0	3	2	1	0.0	0	0	0	0	0

SEBASTIAN JOSEPH-DAY'S GAME-BY-GAME CONT.

2024 Tennessee Titans

Date	Opp	W/L	P/S	Tot	Solo	Asst	Sk	- Yds	QBP	TFL	Int - Yds	TD	PD	FF	FR - Yds	SpT
Sept 8	@ Chi	L	S	3	2	1	1.0	19.0	2	2	0	0	1	0	0	0
Sept 15	NYJ	L	S	2	1	1	0.0	0.0	0	0	0	0	0	0	0	0
Sept 22	GB	L	p	1	0	1	0.0	0.0	0	0	0	0	0	0	0	0
Sept 30	@ Mia	W	S	6	3	3	1.0	10.0	3	1	0	0	0	0	0	0
Oct 13	Ind	L	p	2	0	2	0.0	0.0	1	0	0	0	0	0	0	0
Oct 20	@ Buf	L	S	1	0	1	0.0	0.0	2	0	0	0	0	0	0	0
Oct 27	@ Det	L	S	4	3	1	0.0	0.0	1	0	0	0	0	0	0	0
Nov 3	NE	W	S	2	0	2	0.5	3.0	3	0	0	0	0	0	0	0
Nov 10	@ LAC	L	p	3	1	2	0.0	0.0	0	0	0	0	0	0	0	0
Nov 17	Min	L	S	1	1	0	0.0	0.0	0	0	0	0	0	0	0	0
Nov 24	@ Hst	W	S	2	1	1	0.0	0.0	1	0	0	0	0	0	0	0

Dec 1	@ Was	L	p	3	0	3	0.0	0.0	1	0	0	0	0	0	0	0
Dec 8	Jax	L	p	5	2	3	0.0	0.0	0	0	0	0	0	0	0	0
Dec 15	Cin	L	S	2	1	1	0.0	0.0	0	0	0	0	0	0	0	0
Dec 22	@ Ind	L	S	5	3	2	0.0	0.0	0	0	0	0	0	0	0	0
Dec 29	@ Jax	L	S	1	0	1	0.0	0.0	0	0	0	0	0	0	0	0
Jan 5	Hst	L	S	1	0	1	0.0	0.0	0	0	0	0	0	0	0	0
Totals				3-14	17/12	44	18	26	2.5	32.0	14	3	0	0	1	0

SEBASTIAN JOSEPH-DAY'S NFL STATISTICS

REGULAR SEASON

Year	Team	GP	GS	TACKLES			Sk	Yds	QBP	TFL	INTERCEPTIONS					FUMBLES			
				Tot	Solo	Asst					No	Yds	Lg	TD	PD	FF	FR	Yds	SpT
2018	L.A. Rams	0	0	0	0	0	0.0	0.0	0	0	0	0	0	0	0	0	0	0	0
2019	L.A. Rams	16	15	44	25	19	2.0	10.0	10	5	0	0	0	0	1	0	0	0	0
2020	L.A. Rams	16	16	55	35	20	1.0	10.0	9	1	0	0	0	0	3	1	0	0	0
2021	L.A. Rams	7	7	38	23	15	3.0	18.0	14	3	0	0	0	0	0	0	0	0	0
2022	L.A. Chargers	16	16	56	27	29	2.0	16.0	19	9	1	4	4	0	1	1	1	0	0
2023	LAC/SF	16	14	37	19	18	3.0	10.0	25	3	0	0	0	0	0	0	0	0	0
2024	Tennessee	17	12	44	18	26	2.5	32.0	14	3	0	0	0	0	1	0	0	0	0
NFL Totals		88	80	274	147	127	13.5	96.0	91	24	1	4	4	0	6	2	1	0	0

PLAYOFFS

Year	Team	GP	GS	TACKLES			Sk	Yds	QBP	TFL	INTERCEPTIONS					FUMBLES			
				Tot	Solo	Asst					No	Yds	Lg	TD	PD	FF	FR	Yds	SpT
2018	L.A. Rams	0	0	0	0	0	0.0	0.0	0	0	0	0	0	0	0	0	0	0	0
2020	L.A. Rams	2	2	8	2	6	0.0	0.0	0	0	0	0	0	0	0	0	0	0	0
2021	L.A. Rams	1	0	0	0	0	0.0	0.0	0	0	0	0	0	0	0	0	0	0	0
2022	L.A. Chargers	1	1	3	1	2	0.5	3.0	1	0	0	0	0	0	1	0	0	0	0
2023	San Francisco	3	0	3	2	1	0.0	0.0	0	0	0	0	0	0	0	0	0	0	0
NFL Totals		7	3	14	5	9	0.5	3.0	1	0	0	0	0	0	1	0	0	0	0

Single-Game Highs

Tackles - 9 at Indianapolis (9/19/21)
 Sacks - 1 (13 times, last at Miami 9/30/24)
 Interceptions - 1 at Denver (1/8/23)
 Forced Fumbles - 1 (Twice, last vs. Kansas City 11/20/22)
 Fumble Recoveries - 1 at Arizona (11/27/22)
 Passes Defensed - 1 (Six times, last at Chicago 9/8/24)

Playoff Single-Game Highs

Tackles - 6 at Green Bay (1/16/21)
 Sacks - 0.5 at Jacksonville (1/14/23)
 Passes Defensed - 1 at Jacksonville (1/14/23)




49 ARDEN KEY

OUTSIDE LINEBACKER • 6'5" • 240 LBS

COLLEGE: LOUISIANA STATE • ACQUIRED: UNRESTRICTED FREE AGENT - 2023 (JAX)

NFL EXPERIENCE (NFL/TITANS): 8/3 • HOMETOWN: ATLANTA, GA.

GAMES PLAYED/GAMES STARTED: 104/37 (PLAYOFFS: 5/0)



PRO: The Titans signed Arden Key early in the 2023 offseason to add experience and bolster the defensive front. The Louisiana State product possesses a unique ability to come off the edge as a pass rusher and use his speed, athleticism and long arms to get to the quarterback. The 6-foot-5-inch, 240-pound defender originally entered the NFL as a third-round pick of the Oakland Raiders in 2018 and spent his first three campaigns with the organization. Over the next two seasons with the San Francisco 49ers (2021) and Jacksonville Jaguars (2022), Key saw action in all 34 contests and amassed 49 tackles, 11 sacks, 10 stops for loss and 63 quarterback pressures. In two seasons with the Titans, Key has racked up 12.5 sacks, ranking second on the team during that period.

CAREER HIGHLIGHTS:

- In 2024, Key logged career marks with 15 starts at outside linebacker, 42 tackles and a personal best-tying 6.5 sacks.
- In 2023, Key played in all 17 contests in his first season with the Titans and ranked second on the team with 57 quarterback pressures and third on the squad with six sacks.

TITANS TIDBITS:

- While preparing for the 2018 NFL Draft, Key decided to capitalize on his opportunities in the spotlight to help others. Key utilized his long jump at the Louisiana State Pro Day to support the organization "No Kid Hungry" to raise money for food for insecure children and their families, raising more funds with each inch he jumped.
- His father, Arden Key Sr., played point guard and shooting guard at Jacksonville State and also coached Arden Jr. in football.
- Key comes from a large family that includes four sets of twins, all who share in his athleticism on the basketball court. Arden's twin, Angel, was a cheerleader for her brother's football team.

CAREER TRANSACTIONS:

- The Atlanta, Ga., native was selected by the Oakland Raiders in the third round (87th overall) of the 2018 NFL Draft.
- Released by the Raiders on April 15, 2021.
- Signed by the San Francisco 49ers as a free agent on April 23, 2021.
- Signed by the Jacksonville Jaguars as an unrestricted free agent on March 30, 2022.
- Signed by the Titans as an unrestricted free agent on March 20, 2023.

SEASON RECAPS:

2024 (16/15 - Tennessee): Played in 16 games with a career-best 15 starts at outside linebacker and ranked second on the team with a career high-tying 6.5 sacks. Ranked third on the team with 38 quarterback pressures and tied for third on the squad with a career-high 11 tackles for loss. Tallied a career-best 42 tackles to go along with a pass defended, two forced fumbles and a fumble recovery. Was inactive for the regular season finale. Led or tied for the team lead in sacks five times in 2024 (at BUF, at DET, vs. NE, vs. MIN, at WAS). Led or tied for the team lead in quarterback pressures four times in 2024 (vs. GB, at BUF, at DET, vs. CIN).

- At Buffalo (10/20), played as a reserve at outside linebacker and recorded two tackles, including a sack, another stop for loss and a team-high-tying three quarterback pressures. Dropped Josh Allen for an eight-yard sack in the second quarter. Combined with Jeffery Simmons to stuff Josh Allen for a two-yard loss on a goalline rush late in the third quarter.
- At Detroit (10/27), started at outside linebacker and amassed a personal-best six tackles, including team-highs with a career-best two

sacks, four quarterback pressures and a forced fumble. Came off the edge and dropped Jared Goff for a seven-yard sack on the first play from scrimmage. Ended a Lions' drive by sacking Goff for a five-yard loss and causing a fumble that was recovered by Detroit on third-and-23 in the opening quarter. Teamed with Jarvis Brownlee Jr. to stuff Sam LaPorta for a one-yard loss on a short pass in the second quarter. Combined with Roger McCreary to stop Craig Reynolds for a two-yard loss on a third-and-five rush in the final stanza.

- Against New England (11/3), started at outside linebacker and totaled two tackles, a sack, another stop for loss, five quarterback pressures and a forced fumble. Stuffed Antonio Gibson for a one-yard loss on a rush up the middle in the third quarter. Came off the edge and sacked Drake Maye for a seven-yard loss and forced a fumble that was recovered by Jeffery Simmons at the Patriots' 26-yard line in the fourth stanza. Became the first Titans player with a strip-sack in consecutive games since Jurrell Casey from Sept. 16-23, 2018.
- Against Minnesota (11/17), tallied five tackles, including a sack, another stop for loss and four quarterback pressures. Stonewalled Cam Akers for a three-yard loss on a rush off left tackle in the fourth quarter. Halted a Vikings' drive by dropping Sam Darnold for a nine-yard sack in the final stanza. Recorded his fifth sack in a five-game span.
- At Washington (12/1), started at outside linebacker in his 100th career regular season game and recorded two tackles, including 1.5 sacks and two quarterback pressures. Dropped Jayden Daniels for a six-yard sack late in the second quarter. Combined with Kenneth Murray Jr. to sack Daniels for nine-yard loss in the final stanza.
- Against Jacksonville (12/8), started at outside linebacker and notched four tackles with a quarterback pressure. Created the pressure that resulted in a Mac Jones interception to Otis Reese IV late in the second quarter.

2023 (17/9 - Tennessee): Played in all 17 games with nine starts at outside linebacker in his first season with the Titans. Ranked second on the team with 57 quarterback pressures and third on the squad with six sacks. Recorded 30 tackles, four stops for loss, two passes defended and two forced fumbles. Led or tied for the team lead in quarterback pressures seven times in 2023 (at NO, vs. LAC, vs. BAL, at JAX, at MIA, vs. HST, vs. JAX). Tied for the team lead in sacks three times in 2023 (at NO, vs. CIN, vs. SEA). Tied for the team lead in passes defended once in 2023 (vs. JAX). Posted a career-best 11 quarterback pressures at New Orleans (9/10/23).

- At New Orleans (9/10), made his Titans debut and notched four tackles, 1.5 sacks and a pass defended to go along with a team-best and career-high 11 quarterback pressures. Dropped Derek Carr for a six-yard sack early in the second quarter. Deflected a ball intended for Michael Thomas on third-and-10 in the second stanza. Teamed with Denico Autry to sack Derek Carr for a seven-yard sack in the second quarter.
- Against L.A. Chargers (9/17), played as a reserve at outside linebacker and tied for the team lead with four quarterback pressures.
- Against Cincinnati (10/1), played as a reserve at outside linebacker and posted a sack with two quarterback pressures. Dropped Joe Burrow for a 10-yard sack in the final stanza.
- Against Atlanta (10/29), started at outside linebacker and notched two tackles with four quarterback pressures. Teamed with Azeez Al-Shaair to stonewall Tyler Allgeier for a two-yard loss on a rush off right tackle in the second quarter. Combined with Denico Autry to stop Bijan Robinson for no gain on a rush off right tackle late in the second quarter.
- Against Carolina (11/26), saw action as a reserve at outside linebacker and posted two tackles, including a strip-sack and four quarterback



pressures. Came off the edge and dropped Bryce Young for an eight-yard sack while forcing a fumble that was recovered by Jeffery Simmons at the Panthers' 17-yard line in the second quarter.

- Against Indianapolis (12/3), started at outside linebacker and registered a half sack to go along with five quarterback pressures. Forced the Colts to settle for a field goal by combining with Harold Landry III to sack Gardner Minshew II for a nine-yard loss on third-and-one in the fourth quarter.
- At Miami (12/11), started at outside linebacker and notched two tackles, including a sack and a team-high-tying six quarterback pressures. Dropped Tua Tagovailoa for a five-yard sack in the second quarter.
- Against Seattle (12/24), produced four tackles, including a sack, two quarterback pressures and a forced fumble. Came off the edge and dropped Geno Smith for a seven-yard sack while forcing a fumble that was recovered by the signal caller. Teamed with Denico Autry to stuff Kenneth Walker III for a two-yard loss on a rush up the middle in the third stanza.
- Against Jacksonville (1/7), collected a career-high-tying four tackles, two quarterback pressures and a pass defended. Knocked down a screen pass intended for Travis Etienne in the opening quarter.

2022 (17/3, 2/0 - Jacksonville): Played in all 17 games with three starts and compiled 27 tackles, 4.5 sacks, five stops for loss, a fumble recovery and two passes defended. Saw action as a reserve in both postseason contests and posted two tackles and a pass defended.

- Against Denver (10/30), registered two tackles, including a sack. Dropped Russell Wilson for a seven-yard sack on third-and-six.
- At Tennessee (12/11), tied a career-high with four tackles to go along with a sack and a fumble recovery. Dropped Ryan Tannehill for a six-yard sack in the third quarter. Recovered a fumble by Derrick Henry early in the final stanza.
- Against Dallas (12/18), posted three tackles and a career-best 1.5 sacks. Teamed with Foley Fatukasi to sack Dak Prescott for a three-yard loss in the opening stanza. Dropped Prescott for an eight-yard loss in the third quarter.
- Against Tennessee (1/7), notched three tackles and a career-best nine quarterback pressures.

2021 (17/0, 3/0 - San Francisco): Saw action as a reserve in all 17 games and totaled 22 tackles, a career-best 6.5 sacks and one pass defended. Played in his first three postseason games and collected two tackles.

- Against L.A. Rams (11/15), registered two tackles and a sack. Sacked Matthew Stafford for an eight-yard loss in the final stanza.
- Against Atlanta (12/19), posted an 11-yard sack of Matt Ryan on third-and-eight in the second quarter.
- Against Houston (1/2), notched a nine-yard sack of Davis Mills in the fourth quarter.

2020 (14/0 - Las Vegas): Appeared as a reserve in 14 games and registered 15 tackles, two tackles for loss and two passes defended. Was inactive for two contests.

- Against Kansas City (11/22), notched two tackles, including a stop for loss.

2019 (7/0 - Oakland): Appeared in seven games and recorded a then career-high two sacks. Placed on injured reserve on Nov. 7 and missed the final eight games of the season. Was inactive for one contest.

- At Houston (10/27), totaled two tackles and one sack. Dropped Deshaun Watson for a 10-yard sack on third-and-11 in the third quarter.
- Against Detroit (11/3), registered a sack by taking down Matthew

Stafford for a loss of 13 yards in his final game of the season because of injury.

2018 (16/10 - Oakland): Appeared in all 16 games as rookie with 10 starts at defensive end. Posted 30 tackles, a sack and a blocked extra point on special teams.

- Against L.A. Rams (9/10), totaled three tackles in his NFL debut.
- Against Seattle (10/14), made his first career start and registered his first career sack when he took down Russell Wilson for an eight-yard loss. Also recorded a career-high four tackles.
- Against Kansas City (12/2), collected the team's first blocked kick of the season on Harrison Butker's extra-point attempt in the second quarter.

COLLEGE:

- Played three seasons at Louisiana State (2015-17), appearing in 31 games with 28 starts and posting 130 tackles, 21 sacks and 26.5 tackles for loss.
- Was named Associated Press All-SEC first team in both 2017 and 2016. Earned second-team All-SEC honors from coaches in 2016.
- When he left LSU, his 21 career sacks were tied for third-most in school history with Gabe Northern.
- As a junior (2017), started eight contests and racked up 33 tackles, 5.5 for loss, four sacks and one forced fumble en route to first-team All-SEC honors.
- As a sophomore (2016), named first-team All-SEC after setting the school record with 12 sacks, while also leading the team with 14.5 tackles for loss. Collected 56 total stops and added three forced fumbles, a fumble recovery and three passes defended.
- As a freshman (2015), appeared in all 12 games, starting the final nine, totaling 41 tackles, five sacks, a pass defended and a fumble recovery. Earned Freshman All-American honors and was named to the SEC All-Freshman team.
- Majored in interdisciplinary studies at Louisiana State.

PERSONAL:

- Attended Hapeville Charter Academy in Atlanta, Ga. and was unanimously rated as a four-star prospect by Rivals, 247Sports, Scout and ESPN.
- Was invited to play in the Under Armour All-American Game and was a Class 2A first-team All-State selection. Was a member of Rivals 250, Scout 300, 247Sports Top 247 and ESPN 300.
- As a senior (2014), tallied 15.5 sacks.
- As a junior (2013), accounted for over 100 tackles and eight sacks.
- As a sophomore (2012), notched 12 sacks.
- Son of Nicole Spencer and Arden Key Sr.
- Follow Key on Instagram at @ardenkey.
- Follow Key on X at @ArdenKeyEI.
- Born Arden Key Jr. on May 3, 1996 in Lithonia, Ga.

ARDEN KEY'S GAME-BY-GAME

2018 Oakland Raiders

Date	Opp	W/L	P/S	Tot Solo Asst	Sk - Yds	QBP	TFL	Int - Yds	TD	PD	FF	FR - Yds	SpT
Sept 10	LAR	L	p	3 1 2	0.0 0.0	0	0	0 0 0	0	0	0	0	0
Sept 16	@ Den	L	p	2 2 0	0.0 0.0	2	1	0 0 0	0	0	0	0	0
Sept 23	@ Mia	L	p	2 1 1	0.0 0.0	2	0	0 0 0	0	0	0	0	0
Sept 30	Cle	W	p	1 1 0	0.0 0.0	0	1	0 0 0	0	0	0	0	0
Oct 7	@ LAC	L	p	1 1 0	0.0 0.0	0	0	0 0 0	0	0	0	0	0
Oct 14	Sea	L	S	4 4 0	1.0 0.0	2	1	0 0 0	0	0	0	0	0
Oct 28	Ind	L	S	2 0 2	0.0 8.0	0	0	0 0 0	0	0	0	0	0
Nov 1	@ SF	L	p	0 0 0	0.0 0.0	0	0	0 0 0	0	0	0	0	0
Nov 11	LAC	L	S	4 3 1	0.0 0.0	1	0	0 0 0	0	0	0	0	0
Nov 18	@ Ari	W	S	0 0 0	0.0 0.0	0	0	0 0 0	0	0	0	0	0
Nov 25	@ Bal	L	S	3 2 1	0.0 0.0	0	0	0 0 0	0	0	0	0	0
Dec 2	KC	L	S	0 0 0	0.0 0.0	1	0	0 0 0	0	0	0	0	0
Dec 9	@ Pit	W	S	2 2 0	0.0 0.0	1	0	0 0 0	0	0	0	0	0
Dec 16	@ Cin	L	S	3 1 2	0.0 0.0	1	0	0 0 0	0	0	0	0	0
Dec 24	Den	W	S	2 2 0	0.0 0.0	1	1	0 0 0	0	0	0	0	0
Dec 30	@ KC	L	S	1 1 0	0.0 0.0	2	0	0 0 0	0	0	0	0	0
Totals			4-12 16/10	30 21 9	1.0 8.0	13	4	0 0 0	0	0	0	0	0

2019 Oakland Raiders

Date	Opp	W/L	P/S	Tot Solo Asst	Sk - Yds	QBP	TFL	Int - Yds	TD	PD	FF	FR - Yds	SpT
Sept 9	Den	W	p	1 0 1	0.0 0.0	3	0	0 0 0	0	0	0	0	0
Sept 15	KC	L	p	0 0 0	0.0 0.0	1	0	0 0 0	0	0	0	0	0
Sept 22	@ Min	L	p	0 0 0	0.0 0.0	0	0	0 0 0	0	0	0	0	0
Sept 29	@ Ind	W	p	0 0 0	0.0 0.0	2	0	0 0 0	0	0	0	0	0
Oct 6	Chi	W	p	0 0 0	0.0 0.0	4	0	0 0 0	0	0	0	0	0
Oct 20	@ GB	L	IA										
Oct 27	@ HST	L	p	2 2 0	1.0 10.0	2	1	0 0 0	0	0	0	0	0
Nov 3	Det	W	p	1 1 0	1.0 13.0	2	1	0 0 0	0	0	0	0	0
Nov 7	LAC			Placed on injured reserve on Nov. 7, 2019									
Totals			4-4 7/0	4 3 1	2.0 23.0	14	2	0 0 0	0	0	0	0	0

2020 Las Vegas Raiders

Date	Opp	W/L	P/S	Tot Solo Asst	Sk - Yds	QBP	TFL	Int - Yds	TD	PD	FF	FR - Yds	SpT
Sept 13	@ Car	W	p	0 0 0	0.0 0.0	0	0	0 0 0	0	0	0	0	0
Sept 21	NO	W	p	0 0 0	0.0 0.0	6	0	0 0 0	0	0	0	0	0
Sept 27	@ NE	L	p	0 0 0	0.0 0.0	1	0	0 0 0	1	0	0	0	0
Oct 4	Buf	L	p	1 0 1	0.0 0.0	4	0	0 0 0	1	0	0	0	0
Oct 11	@ KC	W	p	2 2 0	0.0 0.0	2	1	0 0 0	0	0	0	0	0
Oct 25	TB	L	p	0 0 0	0.0 0.0	0	0	0 0 0	0	0	0	0	0
Nov 1	@ Cle	W	IA										
Nov 8	@ LAC	W	IA										
Nov 15	Den	W	p	2 2 0	0.0 0.0	2	0	0 0 0	0	0	0	0	0
Nov 22	KC	L	p	2 1 1	0.0 0.0	0	1	0 0 0	0	0	0	0	0
Nov 29	@ Atl	L	p	0 0 0	0.0 0.0	4	0	0 0 0	0	0	0	0	0
Dec 6	@ NYJ	W	p	2 2 0	0.0 0.0	1	0	0 0 0	0	0	0	0	0
Dec 13	Ind	L	p	1 1 0	0.0 0.0	4	0	0 0 0	0	0	0	0	0
Dec 17	LAC	L	p	1 1 0	0.0 0.0	0	0	0 0 0	0	0	0	0	0
Dec 26	Mia	L	p	2 1 1	0.0 0.0	3	0	0 0 0	0	0	0	0	0
Jan 3	@ Den	W	p	2 0 2	0.0 0.0	1	0	0 0 0	0	0	0	0	0
Totals			8-8 14/0	15 10 5	0.0 0.0	28	2	0 0 0	2	0	0	0	0

2021 San Francisco 49ers

Date	Opp	W/L	P/S	Tot Solo Asst	Sk - Yds	QBP	TFL	Int - Yds	TD	PD	FF	FR - Yds	SpT
Sept 12	@ Det	W	p	1 1 0	0.0 0.0	2	0	0 0 0	0	0	0	0	0
Sept 19	@ Phi	W	p	1 1 0	0.0 0.0	1	0	0 0 0	1	0	0	0	0
Sept 26	GB	L	p	0 0 0	0.0 0.0	0	0	0 0 0	0	0	0	0	0
Oct 3	Sea	L	p	2 1 1	0.0 0.0	0	0	0 0 0	0	0	0	0	0
Oct 10	@ Ari	L	p	1 0 1	0.0 0.0	0	0	0 0 0	0	0	0	0	0
Oct 24	Ind	L	p	2 2 0	0.0 0.0	0	0	0 0 0	0	0	0	0	0
Oct 31	@ Chi	W	p	0 0 0	0.0 0.0	1	0	0 0 0	0	0	0	0	0
Nov 7	Ari	L	p	1 1 0	1.0 4.0	3	1	0 0 0	0	0	0	0	0
Nov 15	LAR	W	p	2 2 0	1.0 8.0	1	1	0 0 0	0	0	0	0	0
Nov 21	@ Jax	W	p	2 1 1	1.0 6.0	1	1	0 0 0	0	0	0	0	0
Nov 28	Min	W	p	2 0 2	0.0 0.0	0	0	0 0 0	0	0	0	0	0
Dec 5	@ Sea	L	p	3 0 3	0.5 4.0	1	0	0 0 0	0	0	0	0	0
Dec 12	@ Cin	W	p	1 0 1	0.5 4.5	3	0	0 0 0	0	0	0	0	0
Dec 19	Atl	W	p	1 1 0	1.0 11.0	3	1	0 0 0	0	0	0	0	0
Dec 23	@ Ten	L	p	1 0 1	0.0 0.0	1	0	0 0 0	0	0	0	0	0
Jan 2	HST	W	p	1 1 0	1.0 9.0	6	1	0 0 0	0	0	0	0	0
Jan 9	@ LAR	W	p	1 0 1	0.5 5.0	2	0	0 0 0	0	0	0	0	0
Totals			10-7 17/0	22 11 11	6.5 51.5	25	5	0 0 0	1	0	0	0	0
Playoffs													
Jan 16	@ Dal	W	p	1 1 0	0.0 0.0	1	0	0 0 0	0	0	0	0	0
Jan 22	@ GB	W	p	1 0 1	0.0 0.0	1	0	0 0 0	0	0	0	0	0
Jan 30	@ LA	L	p	0 0 0	0.0 0.0	1	0	0 0 0	0	0	0	0	0
Totals			2-1 3/0	2 1 1	0.0 0.0	3	0	0 0 0	0	0	0	0	0

2022 Jacksonville Jaguars

Date	Opp	W/L	P/S	Tot Solo Asst	Sk - Yds	QBP	TFL	Int - Yds	TD	PD	FF	FR - Yds	SpT
Sept 11	@ Was	L	p	0 0 0	0.0 0.0	0	0	0 0 0	0	0	0	0	0
Sept 18	Ind	W	p	1 1 0	1.0 8.0	1	1	0 0 0	0	0	0	0	0
Sept 25	@ LAC	W	p	1 1 0	0.0 0.0	2	1	0 0 0	0	0	0	0	0
Oct 2	@ Phi	L	p	1 1 0	0.0 0.0	0	0	0 0 0	0	0	0	0	0
Oct 9	HST	L	p	0 0 0	0.0 0.0	2	0	0 0 0	0	0	0	0	0
Oct 16	@ Ind	L	p	1 1 0	0.0 0.0	1	0	0 0 0	0	0	0	0	0
Oct 23	NYG	L	p	2 2 0	0.0 0.0	0	0	0 0 0	0	0	0	0	0
Oct 30	Den	L	p	2 1 1	1.0 7.0	3	1	0 0 0	1	0	0	0	0
Nov 6	LV	W	p	1 0 1	0.0 0.0	0	0	0 0 0	0	0	0	0	0
Nov 13	@ KC	L	p	2 2 0	0.0 0.0	1	0	0 0 0	0	0	0	0	0
Nov 27	Bal	W	p	0 0 0	0.0 0.0	2	0	0 0 0	1	0	0	0	0
Dec 4	@ Det	L	p	3 2 1	0.0 0.0	1	0	0 0 0	0	0	0	0	0
Dec 11	@ Ten	W	p	4 2 2	1.0 6.0	6	1	0 0 0	0	0	1	0	0
Dec 18	Dal	W	S	3 1 2	1.5 9.5	4	1	0 0 0	0	0	0	0	0
Dec 22	@ NYJ	W	S	1 0 1	0.0 0.0	2	0	0 0 0	0	0	0	0	0
Jan 1	@ HST	W	S	2 1 1	0.0 0.0	4	0	0 0 0	0	0	0	0	0
Jan 7	Ten	W	p	3 1 2	0.0 0.0	9	0	0 0 0	0	0	0	0	0
Totals			9-8 17/3	27 16 11	4.5 30.5	38	5	0 0 0	2	0	1	0	0

Playoffs

Jan 14	LAC	W	p	1 0 1	0.0 0.0	1	0	0 0 0	1	0	0	0	0
Jan 21	@ KC	L	p	1 1 0	0.0 0.0	1	0	0 0 0	0	0	0	0	0
Totals			1-1 2/0	2 1 1	0.0 0.0	2	0	0 0 0	1	0	0	0	0

2023 Tennessee Titans

Date	Opp	W/L	P/S	Tot Solo Asst	Sk - Yds	QBP	TFL	Int - Yds	TD	PD	FF	FR - Yds	SpT
Sept 10	@ NO	L	p	4 1 3	1.5 9.5	11	1	0 0 0	1	0	0	0	0
Sept 17	LAC	W	p	0 0 0	0.0 0.0	4	0	0 0 0	0	0	0	0	0
Sept 24	@ Cle	L	S	3 1 2	0.0 0.0	3	0	0 0 0	0	0	0	0	0
Oct 1	Cin	W	p	1 1 0	1.0 10.0	2	1	0 0 0	0	0	0	0	0
Oct 8	@ Ind	L	p	2 0 2	0.0 0.0	2	0	0 0 0	0	0	0	0	0
Oct 15	Bal	L	p	0 0 0	0.0 0.0	4	0	0 0 0	0	0	0	0	0
Oct 29	Atl	W	S	2 0 2	0.0 0.0	4	0	0 0 0	0	0	0	0	0
Nov 2	@ Pit	L	S	2 1 1	0.0 0.0	1	0	0 0 0	0	0	0	0	0
Nov 12	@ TB	L	p	0 0 0	0.0 0.0	0	0	0 0 0	0	0	0	0	0
Nov 19	@ Jax	L	S	3 2 1	0.0 0.0	3	0	0 0 0	0	0	0	0	0
Nov 26	Car	W	p	2 2 0	1.0 8.0	4	0	0 0 0	0	0	1	0	0
Dec 3	Ind	L	S	1 0 1	0.5 4.5	5	0	0 0 0	0	0	0	0	0
Dec 11	@ Mia	W	S	2 2 0	1.0 5.0	6	1	0 0 0	0	0	0	0	0
Dec 17	HST	L	p	0 0 0	0.0 0.0	4	0	0 0 0	0	0	0	0	0
Dec 24	Sea	L	S	4 3 1	1.0 6.0	2	1	0 0 0	0	0	1	0	0
Dec 31	@ HST	L	S	0 0 0	0.0 0.0	0	0	0 0 0	0	0	0	0	0
Jan 7	Jax	W	S	4 4 0	0.0 0.0	2	0	0 0 0	1	0	0	0	0
Totals			6-11 17/9	30 17 13	6.0 43.0	57	4	0 0 0	2	2	2	0	0

2024 Tennessee Titans

ARDEN KEY'S NFL STATISTICS

REGULAR SEASON				TACKLES							INTERCEPTIONS					FUMBLES			
Year	Team	GP	GS	Tot	Solo	Asst	Sk	Yds	QBP	TFL	No	Yds	Lg	TD	PD	FF	FR	Yds	SpT
2018	Oakland	16	10	30	21	9	1.0	8.0	13	4	0	0	0	0	0	0	0	0	0
2019	Oakland	7	0	4	3	1	2.0	23.0	14	2	0	0	0	0	0	0	0	0	0
2020	Las Vegas	14	0	15	10	5	0.0	0.0	28	2	0	0	0	0	2	0	0	0	0
2021	San Francisco	17	0	22	11	11	6.5	51.5	25	5	0	0	0	0	1	0	0	0	0
2022	Jacksonville	17	3	27	16	11	4.5	30.5	38	5	0	0	0	0	2	0	1	0	0
2023	Tennessee	17	9	30	17	13	6.0	43.0	57	4	0	0	0	0	2	2	0	0	0
2024	Tennessee	16	15	42	24	18	6.5	38.0	38	11	0	0	0	0	1	2	1	0	0
NFL Totals		104	37	170	102	68	26.5	194.0	213	33	0	0	0	0	8	4	2	0	0

PLAYOFFS				TACKLES							INTERCEPTIONS					FUMBLES			
Year	Team	GP	GS	Tot	Solo	Asst	Sk	Yds	QBP	TFL	No	Yds	Lg	TD	PD	FF	FR	Yds	SpT
2021	San Francisco	3	0	2	1	1	0.0	0.0	3	0	0	0	0	0	0	0	0	0	0
2022	Jacksonville	2	0	2	1	1	0.0	0.0	2	0	0	0	0	0	1	0	0	0	0
NFL Totals		5	0	4	2	2	0.0	0.0	5	0	0	0	0	0	1	0	0	0	0

Single-Game Highs

Tackles - 6 at Detroit (10/27/24)

Sacks - 2 at Detroit (10/27/24)

Quarterback Pressures - 11 at New Orleans (9/10/23)

Forced Fumble - 1 (Four times, last vs. New England 11/3/24)

Fumble Recovery - 1 (Twice, last at Miami 9/30/24)

Passes Defensed - 1 (Eight times, last at Chicago 9/8/24)

Additional Career Statistics

Blocked PAT - 1 (2018)

Playoff Single-Game Highs

Tackles - 1 (Four times, last at Kansas City 1/21/23)

Quarterback Pressures - 1 (Five times, last at Kansas City 1/21/23)

Passes Defensed - 1 vs. L.A. Chargers (1/14/23)

35 JALEN KIMBER

CORNERBACK • 6'0" • 190 LBS

COLLEGE: PENN STATE • ACQUIRED: FREE AGENT - 2025

NFL EXPERIENCE (NFL/TITANS): ROOKIE • HOMETOWN: MERRILLVILLE, IND.

GAMES PLAYED/GAMES STARTED: 0/0 (PLAYOFFS: 0/0)



PRO: The Titans signed Jalen Kimber as a rookie free agent following the 2025 NFL Draft. The 6-foot, 190-pound cornerback played in 44 games with 26 starts for Georgia (202-21), Florida (2022-23) and Penn State (2024). Kimber is a speedy and versatile defender that provides depth in the cornerback room.

TITANS TIDBITS:

- Kimber's hidden talent is he can cut hair. He has often cut his own hair and has been a barber for his teammates as well.

CAREER TRANSACTIONS:

- The Merrillville, Ind., native was signed by the Titans as a rookie free agent on May 9, 2025.

COLLEGE:

- Kimber finished his collegiate career having played in 44 career games with 26 starts over five seasons which included stops at Georgia (2020-21), Florida (2022-23) and Penn State (2024). He totaled 75 tackles, nine pass breakups, one interception and one fumble recovery. Garnered All-Big Ten honorable mention his final season.
- As a graduate (2024), transferred to Penn State and appeared in 16 games with 15 starts. Recorded 35 tackles, one tackle for loss and three pass breakups.
- As a senior (2023), played in 12 games with 11 starts at Florida and tallied 23 tackles to go along with five pass breakups which ranked second on the team. Added a fumble recovery.
- As a junior (2022), appeared in all 13 games at Florida and posted 13 tackles, an interception and one pass breakup.
- As a sophomore (2021), saw action in two games for the Bulldogs and recorded a tackle. Missed the rest of the season due to injury.
- As a true freshman (2020), played in one contest at Georgia and notched a tackle.
- Earned a bachelor's degree in education sciences from Penn State in May 2024.

PERSONAL:

- Attended Timberview (Arlington, Texas) High School where he earned all-district honors as a senior.
- As a senior (2019), helped lead the Wolves to the regional finals of the UIL Conference 5A Division 1 playoffs. Posted 18 tackles and two passes defended.

- As a junior (2018), racked up 34 tackles, three interceptions and six passes defended.
- Rated a four-star prospect by 247Sports. Tabbed the No. 8 cornerback nationally and the No. 17 prospect in Texas.
- Son of Lisa and Arthur Kimber. Has three brothers and two sisters.
- Follow Kimber on X at @J_BOOGIE_6 and Instagram at @JBoog6_.
- Born Jalen Jermaine Kimber on Feb. 13, 2001 in Munster, Ind.

12 MASON KINSEY

WIDE RECEIVER • 5'11" • 200 LBS

COLLEGE: BERRY COLLEGE • ACQUIRED: FREE AGENT - 2021

NFL EXPERIENCE (NFL/TITANS): 3/3 • HOMETOWN: DEMOREST, GA.

GAMES PLAYED/GAMES STARTED: 15/0 (PLAYOFFS: 0/0)



PRO: The Titans brought back Mason Kinsey during the 2021 offseason to add depth to the receiving corps and return experience. The 5-foot-11-inch, 200-pounder originally signed with the Titans as a rookie free agent following the 2020 NFL Draft but was waived following training camp. The Demorest, Ga., native has also spent time on the New England Patriots' practice squad. In parts of four seasons with the Titans (2021-24), Kinsey has appeared in 15 games, mostly seeing time as a punt returner.

CAREER HIGHLIGHTS:

- In 2024, Kinsey played in six games and hauled in two receptions for 17 yards, while returning six punts for 38 yards.
- In 2023, Kinsey appeared as a reserve in six games returning 11 punts and recording one reception for six yards.
- In 2022, Kinsey appeared as a reserve in two contests and recorded his first career NFL reception.

TITANS TIDBITS:

- At Berry College, Kinsey's career receptions (203), receiving yardage (3,343) and receiving touchdowns (53) all rank first in school history, and his career receiving yardage and touchdowns set Southern Athletic Association records.

CAREER TRANSACTIONS:

- The Demorest, Ga., native originally signed with the Titans as a rookie free agent on May 7, 2020.
- Waived by the Titans on Sept. 5, 2020.
- Signed by the New England Patriots to the team's practice squad on Sept. 8, 2020.
- Waived by the Patriots on Oct. 1, 2020.
- Signed by the Patriots to the team's practice squad on Oct. 19, 2020.
- Waived by the Patriots on Nov. 18, 2020.
- Signed by the Titans on Jan. 21, 2021.
- Waived by the Titans on Aug. 31, 2021 and signed to the team's practice squad a day later.
- Activated from the practice squad to the active roster standard elevation on Oct. 23, 2021.
- Waived by the Titans on Aug. 30, 2022 and signed to the team's practice squad a day later.
- Activated from the practice squad to the active roster standard elevation on Oct. 22, 2022.
- Activated from the practice squad to the active roster standard elevation on Dec. 17, 2022.
- Waived by the Titans on Aug. 29, 2023 and signed to the team's practice squad a day later.
- Signed by the Titans to their active roster from the practice squad on Sept. 22, 2023.
- Waived by the Titans on Oct. 2, 2023 and signed to the team's practice squad two days later.
- Signed by the Titans to their active roster from the practice squad on Dec. 16, 2023.
- Waived by the Titans on Aug. 27, 2024 and signed to the team's practice squad a day later.
- Signed by the Titans to the active roster from the practice squad on Oct. 26, 2024.
- Waived by the Titans on Oct. 29, 2024 and signed to the team's practice squad two days later.
- Signed by the Titans to the active roster from the practice squad on Dec. 7, 2024.

SEASON RECAPS:

2024 (6/0 - Tennessee): Saw action as a reserve in six games and snared two receptions for 17 yards. Returned six punts for 38 yards. Spent 11 games of the season on the Titans' practice squad.

- Against Jacksonville (12/8), played as a reserve at wide receiver and punt returner. Returned one punt for six yards.
- Against Cincinnati (12/15), saw action as a reserve at wide receiver and snared one reception for 11 yards.
- At Indianapolis (12/22), played as a reserve at wide receiver and collected a six-yard reception. Returned three punts for 23 yards.
- At Jacksonville (12/29), saw action as a reserve at wide receiver and on special teams. Returned one punt for nine yards.

2023 (6/0 - Tennessee): Saw action in six games as a reserve and returned 11 punts for 100 yards. Added one reception for six yards. Spent 11 games on the team's practice squad.

- At Cleveland (9/24), made his season debut as a reserve and returned a punt for 13 yards.
- Against Cincinnati (10/1), returned three punts for 37 yards with a long return of 21 yards. Gave the Titans better field position with a 21-yard punt return to the Titans' 31-yard line in the second quarter.
- Against Houston (12/17), returned four punts for 17 yards.
- Against Seattle (12/24), hauled in one reception for six yards and returned one punt for 11 yards.
- At Houston (12/31), returned two punts for 22 yards with a long return of 13 yards.
- Against Jacksonville (1/7), played as a reserve at wide receiver and on special teams.

2022 (2/0 - Tennessee): Played as a reserve in two games and caught one pass for three yards. Returned two punts for zero yards. Spent 15 weeks on the Titans' practice squad.

- Against Indianapolis (10/23), made his season debut as a reserve at wide receiver and hauled in his first career reception for three yards.
- At L.A. Chargers (12/18), returned two punts with three fair catches.

2021 (1/0, 0/0 - Tennessee): Saw action as a reserve in one contest. Spent the remaining 16 regular season games and the postseason contest on the team's practice squad. Made his NFL debut against Kansas City (10/24/21).

- Against Kansas City (10/24), saw action in his first NFL contest as a reserve at punt returner and registered a fair catch.

2020 (0/0 - New England): Spent a portion of the season on the Patriots' practice squad.

COLLEGE:

- Appeared in 43 games with 35 starts over four seasons (2016-19) at Berry College. Totaled 203 receptions for 3,343 yards and 53 touchdowns, all of which rank first in program history. His career receiving yardage and touchdowns set Southern Athletic Association records. Added 16 kick returns for 406 yards with one score and 17 punt returns for 181 yards.
- As a senior (2019), started all 11 games and caught 65 passes for 1,221 yards and 16 touchdowns. Returned 13 kicks for 375 yards and one touchdown and returned 17 punts for 181 yards. Earned All-SAA first team recognition.
- As a junior (2018), started all 12 games and made 52 catches for 776 yards and 16 touchdowns. Earned All-SAA first-team honors.



- As a sophomore (2017), started all 12 games and totaled 77 receptions for 1,245 yards and 17 touchdowns, all of which were career highs and school records. Averaged 103.8 yards per game. Earned All-SAA first-team recognition and All-Region honors.
- As a freshman (2016), saw action in eight games and caught nine passes for 101 yards and a score.
- Majored in communications at Berry College.

PERSONAL:

- Attended Habersham Central (Ga.) where he was a two-time All-Region selection and the second all-time leading receiver in school history.
- Son of Janet and Shane Kinsey.
- Follow Kinsey on Instagram at @masonkinsey12 and on X at @masonkinsey87.
- Born Mason Shane Kinsey on Aug. 29, 1998 in Demorest, Ga.

MASON KINSEY'S OFFENSIVE GAME-BY-GAME

2022 Tennessee Titans

Date	Opp.	W/L	P/S	RECEIVING					
				No	Yds	Avg	Lg	TD	
Sept 11	NYG	L	PS						
Sept 19	@ Buf	L	PS						
Sept 25	LV	W	PS						
Oct 2	@ Ind	W	PS						
Oct 9	@ Was	W	PS						
Oct 23	Ind	W	p	1	3	3.0	3	0	
Oct 30	@ Hst	W	PS						
Nov 6	@ KC	L	PS						
Nov 13	Den	W	PS						
Nov 17	@ GB	W	PS						
Nov 27	Cin	L	PS						
Dec 4	@ Phi	L	PS						
Dec 11	Jax	L	PS						
Dec 18	@ LAC	L	p	0	0	-	0	0	
Dec 24	Hst	L	PS						
Dec 29	Dal	L	PS						
Jan 7	@ Jax	L	PS						
Totals		7-10	2/0	1	3	3.0	3	0	

2023 Tennessee Titans

Date	Opp.	W/L	P/S	RECEIVING					
				No	Yds	Avg	Lg	TD	
Sept 10	@ NO	L	PS						
Sept 17	LAC	W	PS						
Sept 24	@ Cle	L	p	0	0	-	0	0	
Oct 1	Cin	W	p	0	0	-	0	0	
Oct 8	@ Ind	L	PS						
Oct 15	Bal	L	PS						
Oct 29	Atl	W	PS						
Nov 2	@ Pit	L	PS						

Nov 12	@ TB	L	PS						
Nov 19	@ Jax	L	PS						
Nov 26	Car	W	PS						
Dec 3	Ind	L	PS						
Dec 11	@ Mia	W	PS						
Dec 17	Hst	L	p	0	0	-	0	0	
Dec 24	Sea	L	p	1	6	6.0	6	0	
Dec 31	@ Hst	L	p	0	0	-	0	0	
Jan 7	Jax	W	p	0	0	-	0	0	
Totals		6-11	6/0	1	6	6.0	6	0	

2024 Tennessee Titans

Date	Opp.	W/L	P/S	RECEIVING					
				No	Yds	Avg	Lg	TD	
Sept 8	@ Chi	L	PS						
Sept 15	NYJ	L	PS						
Sept 22	GB	L	PS						
Sept 30	@ Mia	W	PS						
Oct 13	Ind	L	PS						
Oct 20	@ Buf	L	PS						
Oct 27	@ Det	L	p	0	0	-	0	0	
Nov 3	NE	W	PS						
Nov 10	@ LAC	L	PS						
Nov 17	Min	L	PS						
Nov 24	@ Hst	W	PS						
Dec 1	@ Was	L	PS						
Dec 8	Jax	L	p	0	0	-	0	0	
Dec 15	Cin	L	p	1	11	11.0	11	0	
Dec 22	@ Ind	L	p	1	6	6.0	6	0	
Dec 29	@ Jax	L	p	0	0	-	0	0	
Jan 5	Hst	L	p	0	0	-	0	0	
Totals		3-14	6/0	2	17	8.5	11	0	

MASON KINSEY'S NFL STATISTICS

REGULAR SEASON		RECEIVING							RUSHING				
Year	Team	GP	GS	No	Yds	Avg	Lg	TD	Att	Yds	Avg	Lg	TD
2020	New England												
2021	Tennessee	1	0	0	0	-	0	0	0	0	-	0	0
2022	Tennessee	2	0	1	3	3.0	3	0	0	0	-	0	0
2023	Tennessee	6	0	1	6	6.0	6	0	0	0	-	0	0
2024	Tennessee	6	0	2	17	8.5	11	0	0	0	-	0	0
NFL Totals		15	0	4	26	6.5	11	0	0	0	-	0	0

REGULAR SEASON		PUNT RETURNS						KICKOFF RETURNS				
Year	Team	No	FC	Yds	Avg	Lg	TD	No	Yds	Avg	Lg	TD
2020	New England											
2021	Tennessee	0	1	0	-	0	0	0	0	-	0	0
2022	Tennessee	2	3	0	0.0	0	0	0	0	-	0	0
2023	Tennessee	11	6	100	9.1	21	0	0	0	-	0	0
2024	Tennessee	6	5	38	6.3	9	0	0	0	-	0	0
NFL Totals		19	15	138	7.3	21	0	0	0	-	0	0

Single-Game Highs

Receptions - 1 (Four times, last at Indianapolis 12/22/24)
 Receiving Yards - 11 vs. Cincinnati (12/15/24)
 Long Reception - 11 vs. Cincinnati (12/15/24)
 Punt Returns - 4 vs. Houston (12/17/23)
 Punt Return Yards - 37 vs. Cincinnati (10/1/23)
 Punt Return Long - 21 vs. Cincinnati (10/1/23)

Additional Statistics

Special Teams Fumble Recovery - 1 (2022)

55 JC LATHAM

TACKLE • 6'6" • 342 LBS

COLLEGE: ALABAMA • ACQUIRED: 1ST ROUND - 2024

NFL EXPERIENCE (NFL/TITANS): 2/2 • HOMETOWN: OAK CREEK, WIS.

GAMES PLAYED/GAMES STARTED: 17/17 (PLAYOFFS: 0/0)



PRO: The Titans selected Alabama's JC Latham with the seventh overall pick in the 2024 NFL Draft. The 6-foot-6-inch, 342-pound offensive lineman brings elite power, playing strength and violent hands to his position. In his rookie season, Latham was just the fourth Titans rookie offensive lineman since 1999 to start every game. A two-year college starter at right tackle, Latham is expected to make the transition back to the right side after playing left tackle as a rookie. A native of Oak Creek, Wis., Latham ended his Crimson Tide career with 27 consecutive starts at right tackle.

CAREER HIGHLIGHTS:

- In 2024, Latham became the first Titans rookie to start at left tackle in Week 1 since Michael Roos in 2005.
- In 27 starts at Alabama, Latham allowed only four sacks during his collegiate career while tallying 60 knockdown blocks.

TITANS TIDBITS:

- Ahead of his second NFL season, Latham has lost 33 pounds, aiming to play closer to 325 pounds in 2025. He has changed his diet and credited his new regiment with feeling stronger and faster during the Titans' offseason program.
- Prior to his junior year of high school, Latham enrolled at IMG Academy intending to play defensive line, but injuries to three teammates forced him to move to offensive line two weeks before the start of his junior season.
- Latham's ideal festival lineup would be NBA YoungBoy, Lil Baby and Drake.
- Latham enjoys playing video games in his free time including Madden, NBA 2K and Call of Duty.

CAREER TRANSACTIONS:

- The Oak Creek, Wis., native was selected by the Titans in the first round (seventh overall) of the 2024 NFL Draft.

SEASON RECAPS:

2024 (17/17 - Tennessee): Finished the season with 17 starts, becoming only the fourth rookie offensive linemen in the "Titans era" (1999–present) to start every game. Did not miss an offensive snap during his rookie season. Led all rookie offensive linemen and ranked third among all rookies with 1,032 offensive snaps in 2024. Hauled in one reception for zero yards. Made his NFL debut at Chicago (9/8/24).

- At Chicago (9/8), started at left tackle in his first career NFL contest and helped open holes for Titans' ball carriers to gain 140 rushing yards on 26 carries with a touchdown. Became the first Titans rookie to start at left tackle in Week 1 since Michael Roos in 2005.
- At Miami (9/30), started at left tackle and cleared the way for Titans' rushers to gain 142 yards on the ground with a pair of rushing scores.
- Against Indianapolis (10/13), started at left tackle and was a member of an offensive front that did not allow a sack on 27 pass attempts.
- Against New England (11/3), started at left tackle and helped pave the way for Titans' ball carriers to amass 167 yards on the ground.
- Against Minnesota (11/17), started at left tackle. Started for the 10th consecutive game, becoming the franchise's seventh rookie offensive lineman since 1980 to log starts in each of the team's first 10 contests.
- At Houston (11/24), started at left tackle and blocked for an offense that amassed 369 total yards, including 132 yards on the ground.

COLLEGE:

- Latham played in 41 games with 27 consecutive starts at right tackle for Alabama over three seasons (2021-23). He was selected as a second-team All-American his junior season as well as All-SEC first team. Began his collegiate career as a key reserve before earning the starting right tackle role.
- As a junior (2023), selected as a second team All-American and first-team All-SEC after starting all 13 games at right tackle. He recorded 41 knockdown blocks across 813 snaps for an average of 3.2 per contest. Allowed just two sacks in 408 pass sets. Was selected as the SEC Offensive Lineman of the Week following his play against Arkansas which saw him open holes for 177 rushing yards and 238 yards through the air, while not allowing a single sack, pressure or quarterback hit.
- As a sophomore (2022), started all 13 games at right tackle and recorded 29 knockdown blocks on the year. Was part of a line that blocked for the No. 4 scoring offense (41.1 ppg), No. 11 total offense (477.1 ypg), No. 19 passing offense (281.6 ypg) and the No. 36 rushing attack (195.5 ypg).
- As a true freshman (2021), appeared in 14 games as a key reserve for the Alabama offensive front as a right guard. Saw significant action on the Crimson Tide's PAT and field goal units on special teams.
- Graduated with a degree in communications for the University of Alabama in 2024.

PERSONAL:

- Finished his high school career as the nation's top-ranked offensive lineman by all major outlets. Was a unanimous five-star prospect, the nation's No. 2 prospect overall and the No. 1 offensive lineman on the 247Composite. Garnered offers from nearly every major program including Louisiana State, Notre Dame, Ohio State and Wisconsin before committing to Alabama.
- Began his high school career at Catholic Memorial (Oak Creek, Wis.) where he was primarily a defensive lineman, helping the Crusaders to a 13-1 record and the Wisconsin Division 2 state championship as a sophomore.
- Started practicing on the offensive line during the playoff run and got his first game action at offensive tackle during a historic come from behind win in the title game after trailing 24-0 in the second half.
- Transferred to IMG Academy for his final two years of high school where he earned the starting job at left tackle his junior year. As a senior, he was named first team All-State and Under Armour All-American.
- Follow Latham on X at @TKJaayy, on Instagram at @t.k.jay and on TikTok at @tkjaayy.
- Born Jerome C. Latham on Feb. 8, 2003 in Meridian, Miss.



JC LATHAM'S NFL STATISTICS

REGULAR SEASON

Year	Team	GP	GS
2024	Tennessee	17	17
NFL Totals		17	17

Starts Breakdown:

2024 - LT 17

Additional Statistics:

Fumble Recoveries - 3 (2024)

Receptions - 1 for 0 yards (2024)

90 TITUS LEO

OUTSIDE LINEBACKER • 6'3" • 250 LBS

COLLEGE: WAGNER • ACQUIRED: WAIVERS (NE) - 2025

NFL EXPERIENCE (NFL/TITANS): 2/1 • HOMETOWN: SHEEPSHEAD BAY, N.Y.

GAMES PLAYED/GAMES STARTED: 4/0 (PLAYOFFS: 0/0)



PRO: The Titans claimed Titus Leo off waivers during the 2025 offseason to add depth to the outside linebacker room. The 6-foot-3-inch, 250-pounder possesses a unique blend of size and athletic ability. The Sheepshead Bay, N.Y., native was originally drafted by the Indianapolis Colts in 2023 and got his first game action with the New England Patriots in 2024.

TITANS TIDBITS:

- When Leo was drafted by the Colts with the 211th pick in the 2023 NFL Draft, he became the highest draft pick in Wagner school history and only the fourth Seahawk ever to be selected in the NFL Draft.

CAREER TRANSACTIONS:

- The Sheepshead Bay, N.Y., native was originally selected by the Indianapolis Colts in the sixth round (211th overall) of the 2023 NFL Draft.
- Released by the Colts on Aug. 27, 2024 and signed to the team's practice squad two days later.
- Released by the Colts on Sept. 11, 2024.
- Signed by the Colts to the team's practice squad on Sept. 17, 2024.
- Signed by the New England Patriots to their active roster from the Colts' practice squad on Nov. 19, 2024.
- Released by the Patriots on April 28, 2025.
- Claimed off waivers by the Titans on April 29, 2025.

SEASON RECAPS:

2024 (0/0 - Indianapolis, 4/0 - New England): Began the season on the Colts' practice squad before being signed by the Patriots. Appeared in four games with New England and tallied one tackle for loss, one pass defended and three special teams tackles.

- Against Buffalo (1/5), tallied one tackle for loss, one pass defended and led the team with three special teams tackles.

2023 (0/0 - Indianapolis): Spent the season on injured reserve.

COLLEGE:

- Saw action in 38 games with 33 starts over five seasons at Wagner (2018-22). Totaled 234 tackles, 40 tackles for loss, 13 sacks, four passes defended, one interception, six forced fumbles, two fumble recoveries and three blocked extra points. Was a two-time NEC Defensive Player of the Year (2020-21) and a three-time first team All-NEC selection (2020-22). Led the team in tackles for loss and sacks in each of his last three years (2020-22).
- As a graduate (2022), garnered first team All-NEC honors after he started all 11 games and compiled 65 tackles, 14 tackles for loss, three sacks, one pass defended, two forced fumbles, one fumble recovery and two blocked extra points. Named a team captain. Led the team in tackles,

stops for loss and sacks.

- As a senior (2021), started all 11 games and registered 71 tackles and career-highs in tackles for loss (18.5) and sacks (seven). Also tallied one pass defended and one blocked extra point. Named NEC Defensive Player of the Year for the second consecutive season. Earned FCS first team All-American accolades. Garnered first team ALL-NEC honors. Named a finalist for the STATS FCS Buck Buchanan Award, which is given annually to the nation's top defensive player. Led team in tackles, tackles for loss and sacks.
- As a junior (2020), his season was pushed to spring of 2021. Started both games and recorded 15 tackles, four tackles for loss, two sacks and two forced fumbles. Selected as the NEC Defensive Player of the Year. Garnered first team All-NEC honors and led the team in tackles, tackles for loss and sacks.
- As a sophomore (2019), appeared in 11 games with nine starts and recorded 68 tackles, 2.5 tackles for loss, one pass defended, one forced fumble and one fumble recovery. Recorded at least five tackles in 10 out of the 11 games he saw action in.
- As a freshman (2018), saw action in three games and recorded 15 tackles, one tackle for loss, one sack, one pass defended, one interception returned for a touchdown and one forced fumble.
- Graduated from Wagner with a degree in sociology in May 2021.

PERSONAL:

- Attended Sheepshead Bay (N.Y.) High School and played linebacker, safety and wide receiver.
- Wagner was his only Division I offer and he was originally recruited as a receiver.
- Follow Leo on Instagram at @titus_royal and on X at @leotitus10.
- Born Titus Leo on Aug. 26, 1999 in Sheepshead Bay, N.Y.



TITUS LEO'S NFL STATISTICS

REGULAR SEASON		TACKLES										INTERCEPTIONS					FUMBLES			
Year	Team	GP	GS	Tot	Solo	Asst	Sk	Yds	QBP	TFL		No	Yds	Lg	TD	PD	FF	FR	Yds	SpT
2023	Indianapolis	0	0	0	0	0	0.0	0.0	0	0		0	0	0	0	0	0	0	0	0
2024	New England	4	0	1	1	0	0.0	0.0	0	1		0	0	0	0	1	0	0	0	3
NFL Totals		4	0	1	1	0	0.0	0.0	0	1		0	0	0	0	1	0	0	0	3

Single-Game Highs
Tackles - 1 vs. Buffalo (1/5/25)
Special Teams Tackles - 3 vs. Buffalo (1/5/25)

62 COREY LEVIN

CENTER/GUARD • 6'4" • 307 LBS

COLLEGE: CHATTANOOGA • ACQUIRED: WAIVERS (NYJ) - 2021

NFL EXPERIENCE (NFL/TITANS): 7/7 • HOMETOWN: DACULA, GA.

GAMES PLAYED/GAMES STARTED: 71/5 (PLAYOFFS: 1/0)



PRO: The Titans originally selected Corey Levin in the sixth round (217th overall) of the 2017 NFL Draft. He re-joined the Titans in 2021 after being claimed off waivers from the N.Y. Jets. The 6-foot-4-inch, 307-pounder has the versatility to play along the offensive line at both guard and center. A native of Dacula, Ga., Levin has appeared in 71 games during his six season with the Titans and has also spent time with the Denver Broncos, Chicago Bears and New England Patriots.

CAREER HIGHLIGHTS:

- In 2022, Levin appeared in all 17 games for the first time in his career and started the final three contests at center.

TITANS TIDBITS:

- Levin is the first member of his immediate family to graduate from college.
- A multi-sport athlete in high school, Levin also competed in baseball as a pitcher and third baseman.
- A four-year starter at Chattanooga, Levin first began playing football at age five.

CAREER TRANSACTIONS:

- The Dacula, Ga., native was selected by the Titans in the sixth round (217th overall) of the 2017 NFL Draft.
- Waived by the Titans on Aug. 31, 2019.
- Claimed off waivers by the Denver Broncos on Sept. 1, 2019.
- Waived by the Broncos on Sept. 14, 2019 and signed to the team's practice squad three days later.
- Signed by the Chicago Bears to their active roster from the Broncos' practice squad on Nov. 30, 2019.
- Released by the Bears on Sept. 3, 2020.
- Signed by the New England Patriots to their practice squad on Sept. 9, 2020.
- Released by the Patriots from their practice squad on Sept. 11, 2020.
- Signed by the N.Y. Jets as a free agent on April 8, 2021.
- Released by the Jets on Aug. 30, 2021.
- Claimed off waivers by the Titans on Sept. 1, 2021.
- Released by the Titans on Sept. 6, 2021 and signed to the team's practice squad two days later.
- Signed by the Titans to their active roster from the practice squad on Oct. 8, 2021.
- Released by the Titans on March 21, 2022.
- Signed by the Titans as a free agent on March 22, 2022.
- Signed by the Titans as a free agent on April 1, 2023.
- Released by the Titans on Aug. 30, 2023 and resigned by the team a day later.
- Signed by the Titans as a free agent on July 25, 2024.
- Released by the Titans on Aug. 27, 2024 and signed to the team's practice squad a day later.
- Activated from the practice squad to the active roster standard elevation on Nov. 2, 2024.
- Activated from the practice squad to the active roster standard elevation on Nov. 9, 2024.
- Signed by the Titans to their active roster from the practice squad on Nov. 16, 2024.

SEASON RECAPS:

2024 (10/1 - Tennessee): Played in 10 games with one start at center. Spent the first seven games of the season on the team's practice squad.

- Against New England (11/3), saw significant action as a reserve at center after Lloyd Cushenberry III left the game with an injury in the third quarter and helped pave the way for Titans' ball carriers to amass 167 yards on the ground.
- At Indianapolis (12/22), saw action as a reserve at center after Dillon Radunz left the game with an injury.
- At Jacksonville (12/29), made his first start of the season at center.
- Against Houston (1/5), played as a reserve on special teams.

2023 (16/0 - Tennessee): Saw action as a reserve in 16 games. Did not play in the regular season opener.

- In London, against Baltimore (10/15), played as a reserve on special teams in his 50th career regular season game.
- At Pittsburgh (11/2), saw limited action as a reserve at left guard after Peter Skoronski left the game with an injury in the second quarter.
- Against Seattle (12/24), played as a reserve on special teams and registered a fair catch on kickoff return.
- At Houston (12/31), saw action as a reserve on special teams.
- Against Jacksonville (1/7), played as a reserve on special teams.

2022 (17/3 - Tennessee): Saw action in all 17 games while starting the final three contests at center.

- At Buffalo (9/19), saw significant action as a reserve at center in the second half.
- At L.A. Chargers (12/18), saw action as a reserve at right guard after Nate Davis left the game with an injury.
- Against Houston (12/24), started at center for the first time in his career and blocked for Derrick Henry to rush for 126 yards on 23 carries with a touchdown.
- Against Dallas (12/29), started at center.
- At Jacksonville (1/7), started at center and helped open holes for Derrick Henry to amass 109 rushing yards.

2021 (12/0, 1/0 - Tennessee): Saw action as a reserve in 12 games. Spent the first four weeks of the season on the team's practice squad. Dressed but did not play in one game. Played as a reserve in the postseason contest.

- At Jacksonville (10/10), entered the game at left guard in the third quarter after Rodger Saffold left the contest with an injury.
- Against Houston (11/21), saw limited action as a reserve on special teams and one snap as an extra tight end.
- At New England (11/28), played as a reserve at center for the final series.
- Against Cincinnati (1/22), made his postseason debut as a reserve on special teams.

2020 (0/0 - New England): Spent two days on the Patriots' practice squad.

2019 (0/0 - Denver; 0/0 - Chicago): Was inactive for the regular season opener with the Broncos and then spent the next 10 weeks on the team's practice squad. Signed by the Bears to their active roster from the Broncos' practice squad. Was inactive for three contests and did not play in the regular season finale for the Bears.

2018 (16/1 - Tennessee): Played in all 16 games with a start at left



guard. Saw action in his first career NFL game at Miami (9/9/18). Made his first career NFL start at L.A. Chargers in London (10/21/18).

- At Miami (9/9), made his NFL debut as a reserve on special teams.
- At Jacksonville (9/23), saw action as a reserve for two snaps at left guard when Quinton Spain left the game briefly.
- Against Baltimore (10/14), entered the game as a reserve at left guard after Quinton Spain left the contest in the third quarter with an injury.
- At Los Angeles Chargers in London (10/21), made his first career NFL start at left guard and helped block for Titans' ball carriers to gain 164 yards on the ground.
- Against N.Y. Jets (12/2), entered the game at the start of the third quarter at center.
- Against Jacksonville (12/6), played limited snaps as a reserve at center.
- Against Washington (12/22), played limited snaps as an extra offensive lineman and on special teams.
- Against Indianapolis (12/30), entered the game late in the fourth quarter at left guard after Quinton Spain left the contest with an injury.

2017 (0/0, 0/0 - Tennessee): Did not play in two games and was inactive for 14 contests. Was inactive for both postseason games.

COLLEGE:

- In four seasons at Chattanooga (2013-16), Levin appeared in 52 career games with 51 starts, 45 of which were consecutive. A three-year starter on the offensive line, Levin proved his versatility making starts at left guard and at both left and right tackle. Three of Chattanooga's top five rushing totals in school history came with Levin starting on the offensive line, and he is one of only five three-time All-Americans in school history.
- As a senior (2016), started all 13 games with 12 coming at left guard and one at right tackle. Named first-team All-American by the American Football Coaches Association and earned second-team All-American honors from the Associated Press. Also named first team All-SoCon by the league's coaches and media for the second consecutive year.
- As a junior (2015), started all 13 games with seven starts at left tackle and six at left guard. Named first-team All-American by the AFCA and second-team All-American by the Associated Press. Earned the Jacobs Blocking Award for the second consecutive year and became the first player in Chattanooga history to win that honor twice.
- As a sophomore (2014), started all 14 games with three starts at left

tackle and 11 at left guard. Earned the Jacobs Blocking Award given to the top offensive lineman in the Southern Conference and was the first Moc to win the award since 1983. Named first-team All-SoCon by the league's coaches and media and earned third-team All-American honors by Sports Network.

- As a redshirt freshman (2013), appeared in all 12 games with 11 starts at left tackle. Named to the Southern Conference All-Freshman Team as well as the College Sports Journal FCS National All-Freshman Second Team.
- As a freshman (2012), redshirted.
- Graduated from Chattanooga in December 2016 with a degree in exercise science.

PERSONAL:

- Attended Dacula (Ga.) High School where he was named team captain and made the Gwinnett County All-Star team.
- Son of Grant and Linda Levin.
- Has three older sisters, Jennifer, Heather and Tiffany.
- His late father, Grant, played golf at Florida International.
- List of favorites: (TV shows) "Shameless" and "True Detective: Season 1"; (movie) "Varsity Blues"; (musician) Travis Scott; (athlete as a child) Ed Reed; and (food) pizza.
- Follow Levin on Twitter and Instagram at @Coreylevin62.
- Born Corey Michael Levin on Aug. 12, 1994 in Dacula, Ga.

COREY LEVIN'S NFL STATISTICS

REGULAR SEASON

Year	Team	GP	GS
2017	Tennessee	0	0
2018	Tennessee	16	1
2019	DEN/CHI	0	0
2020	New England	Prac Squad	
2021	Tennessee	12	0
2022	Tennessee	17	3
2023	Tennessee	16	0
2024	Tennessee	10	1
NFL Totals		71	5

PLAYOFFS

Year	Team	GP	GS
2017	Tennessee	0	0
2021	Tennessee	1	0
NFL Totals		1	0

Starts Breakdown:

2018 - LG 1; 2022 - C 3; 2024 - C 1

Additional Career Statistics

Misc. Tackles - 1 (2018), 1 (2022)




8 WILL LEVIS

QUARTERBACK • 6'4" • 229 LBS

COLLEGE: KENTUCKY • ACQUIRED: 2ND ROUND - 2023

NFL EXPERIENCE (NFL/TITANS): 3/3 • HOMETOWN: MADISON, CONN.

GAMES PLAYED/GAMES STARTED: 21/21 (PLAYOFFS: 0/0)



CAPTAIN: 2024

PRO: The Titans selected Will Levis in the second round (33rd overall) of the 2023 NFL Draft. The 6-foot-4-inch, 229-pounder is a strong-armed signal caller that displays leadership under center, accuracy from the pocket and grit as a runner. As a rookie in 2023, Levis took the quarterback reigns midway through the season, starting nine games and throwing for 1,808 yards with eight touchdowns for a 84.2 passer rating. A native of Madison, Conn., he spent two seasons at Kentucky, after transferring from Penn State. During his two seasons as the Wildcats' starting signal caller, he directed the program to 17 victories and a pair of bowl appearances. He was the fourth quarterback drafted in 2023 after the Titans traded up in the second round to select him.

CAREER HIGHLIGHTS:

- In his debut season in 2023, Levis recorded starts in all nine games in which he appeared and his passing totals included 255 attempts, 149 completions, 1,808 yards with eight touchdowns. His 84.2 passer rating was the second best in franchise history by a rookie quarterback, and the number also ranked first in NFL history among second-round quarterbacks in their rookie season (minimum 200 attempts).
- Levis made his first career NFL start against Atlanta (10/29/23) and completed 19 of 29 passes for 238 yards with four touchdowns for a 130.5 passer rating. He became the third player in NFL history to record four touchdown passes in his NFL debut, joining Minnesota's Fran Tarkenton and the Titans' Marcus Mariota. His passer rating of 130.5 was the best in franchise history among qualifying players (minimum 20 attempts) in the first start of a rookie season.
- Levis engineered his first career NFL game-winning drive at Miami (12/11/23), by completing 23 of 38 passes for 327 yards with a touchdown. He got the Titans to within one score with a three-yard touchdown toss to DeAndre Hopkins in the fourth quarter and made it a six-point game at 27-21 with a two-point conversion pass to Nick Westbrook-Ikhine in the corner of the end zone in the fourth quarter. Levis then kickstarted the Titans' game-winning touchdown drive with a 36-yard connection to Hopkins late in the final stanza. In the process, Levis became the first NFL rookie quarterback to pass for 300 or more yards on Monday Night Football.
- Levis finished his career with a 17-7 record as a starter at Kentucky, tying Terry Wilson for the second-most quarterback wins since 1993.

TITANS TIDBITS:

- Levis was a special guest at Special Olympics of Tennessee's Summer Games Opening Ceremonies in 2024. He shook hands, took photos, signed autographs and had conversations with a majority of the athletes participating in the games. He later hosted a group of Special Olympics athletes for a shopping spree at Dick's Sporting Goods during the 2024 regular season.
- Levis comes from a family of athletes. His great grandfather, Alva Kelley, was an All-America football player at Cornell University and won a National Championship in 1939. His mother, Beth Kelley Levis, was a two-time All-America soccer player at Yale and has been inducted into the Connecticut Girls' Soccer Association Hall of Fame. His father, Mike, was a tight end at Denison University. His uncle, David Kelley, also was an Academic All-America football player at Yale.
- Levis has used his platform to make a difference in the community. He

set up a Cameo campaign to raise money for flood victims in eastern Kentucky in 2022 and organized an autograph signing with fellow teammates to gather funds for tornado victims in western Kentucky in 2021. He has also volunteered with Amachi, an organization that aims to assist children affected by incarceration.

- The best advice Levis has ever received is "never give up." His grandfather used to end every sentence he ever had with him with those words and it took him a while to realize how meaningful they are, but he now uses it as his personal mantra. It is the impetus behind the tattoo on his arm "2nd Chronicles 15:7." The verse says, "But as for you, stay strong and do not give up, for your effort will be rewarded."
- Levis hosted QBMotion for a LAUNCH Series camp, May 10-11 2024, at Lipscomb Academy in Nashville.

CAREER TRANSACTIONS:

- The Madison, Conn., native was selected by the Titans in the second round (33rd overall) of the 2023 NFL Draft.

SEASON RECAPS:

2024 (12/12): Started 12 games at quarterback and completed 190 of 301 passes for 2,091 yards with 13 touchdowns and 12 interceptions for a 81.4 passer rating. Rushed 45 times for 183 yards. Has engineered two career game-winning drives, including one in 2024 (at HST), defined as when the team trailed or was tied in the fourth quarter or overtime. Established a new career-high with a 78.3 completion percentage at L.A. Chargers (11/10). Led the team in rushing yards once in 2024 (vs. MIN). Tied the franchise record long with a 98-yard touchdown pass against Minnesota (11/17). Selected as a team captain by his teammates.

- Against Green Bay (9/22), completed 26 of 34 passes for 260 yards with two touchdowns and two interceptions for a 92.8 passer rating. His 76.5 completion percentage established a new career high (minimum of 20 pass attempts). Rushed three times for 12 yards. Extended the Titans' opening touchdown drive with a pair of third-down conversions: a 20-yard strike to Tyler Boyd on third-and-nine and a seven-yard toss to Josh Whyle on third-and-three in the opening stanza. Evened the score at 7-7 with a one-yard touchdown pass to Nick Vannett in the back of the end zone in the first quarter. Kept the Titans second touchdown drive alive with a one-yard sneak on third-and-one in the third stanza. Cut the lead to 27-14 with an 11-yard touchdown pass to DeAndre Hopkins in the third quarter.
- At L.A. Chargers (11/10), completed 18 of 23 passes for 175 yards with two touchdowns for a 127.4 passer rating. Rushed five times for a career-best 41 yards. His 127.4 passer rating ranked second in his career in a game with at least 20 attempts. Established a career high with a 78.3 completion percentage. Gave the Titans a 7-3 lead with a 42-yard touchdown strike to Calvin Ridley in the opening quarter. Extended the Titans' second scoring drive with a five-yard run on third-and-two in the third quarter. Kept the Titans' final touchdown drive alive with a 19-yard toss to Bryce Oliver on third-and-six in the final stanza. Connected with Ridley for a 15-yard touchdown pass late in the fourth quarter.
- Against Minnesota (11/17), connected on 17 of 31 passes for a season-best 295 yards with a career-long 98-yard touchdown and an interception. Set a career high with an average of 9.52 yards per pass attempt. Rushed seven times for a team-high 18 yards. Extended the Titans' opening scoring drive with a pair of conversions: a three-yard run on third-



and-two and a 21-yard hookup with Calvin Ridley on third-and-nine in the opening quarter. Found Nick Westbrook-Ikhine down the right sideline for a 98-yard touchdown pass midway through the third quarter. It tied for the longest pass in franchise history, matching Jacky Lee's 98-yard touchdown pass to Willard Dewveall against San Diego on Nov. 25, 1962. Kept the Titans' final scoring drive alive with a 33-yard connection to Bryce Oliver on third-and-11 on the last play of the third quarter.

- At Houston (11/24), completed 18 of 24 passes for 278 yards with two touchdowns and an interception for a 123.3 passer rating. Rushed a career-high eight times for 10 yards. Credited with his second career game-winning drive. Completed his first 11 passes of the game, setting a career high. Extended the Titans' initial touchdown drive with a six-yard scamper on fourth-and-one in the first quarter. On the next play, found Nick Westbrook-Ikhine for a 38-yard touchdown and a 10-7 lead. Kept the Titans' second touchdown drive alive with a 63-yard bomb to Calvin Ridley on third-and-11 in the second quarter. Converted a third-and-eight with a 13-yard connection to Tyler Boyd during a scoring drive in the third quarter. Gave the Titans a 30-27 lead with a 70-yard touchdown toss to Chig Okonkwo in the final stanza.

- At Washington (12/1), connected on 18 of 37 passes for 212 yards with two touchdowns for a 84.5 passer rating. Extended the Titans' first touchdown drive with a pair of third-down conversions: a 14-yard strike to Chig Okonkwo on third-and-10 and a 30-yard connection to Calvin Ridley on third-and-21 in the second quarter. Found Nick Westbrook-Ikhine in the corner of the end zone for a 27-yard touchdown pass late in the second quarter. Kept the Titans' second scoring drive alive with a 16-yard pass to Tyler Boyd on third-and-seven in the third quarter. Set up the Titans' second field goal of the afternoon with a 30-yard completion to Tony Pollard in the third stanza. Connected with Westbrook-Ikhine for a 17-yard touchdown on third-and-seven midway through the fourth quarter.
- Against Houston (1/5), started at quarterback and completed nine of 17 passes for 175 yards with a touchdown for a 108.7 passer rating. Rushed four times for eight yards. Found Tay Martin for a 49-yard touchdown pass late in the fourth quarter. Connected with Josh Whyte for a two-point conversion in the final stanza.

2023 (9/9): Started nine games at quarterback as a rookie and completed 149 of 255 passes for 1,808 yards with eight touchdowns and four interceptions for a 84.2 passer rating. Rushed 25 times for 57 yards with a touchdown. Was inactive for eight contests, including the first six games of the season. Has registered one career game with at least 300 passing yards (at MIA). Made his NFL debut and first career start against Atlanta (10/29).

- Against Atlanta (10/29), made his first career NFL start and completed 19 of 29 passes for 238 yards with four touchdowns for a 130.5 passer rating. His passer rating of 130.5 was the best in franchise history among qualifying players (minimum 20 attempts) in the first start of a rookie season. Became the third player in NFL history to record four touchdown passes in his NFL debut, joining Minnesota's Fran Tarkenton and the Titans' Marcus Mariota. Rushed seven times for 11 yards. Extended the Titans' opening touchdown drive with a five-yard toss to Derrick Henry on third-and-one in the first quarter. Gave the Titans a 7-3 lead with his first career touchdown pass, a 47-yard bomb to DeAndre Hopkins, late in the first quarter. Kept the Titans' second touchdown drive alive with a four-yard pass to Chig Okonkwo on third-and-one in the second stanza. Found Hopkins across the middle for a 16-yard touchdown pass and a 14-3 lead in the second quarter. Increased the Titans lead to 21-9 with a 61-yard strike to Hopkins late in the third quarter. Kept the Titans' final touchdown drive alive with a 10-yard toss to Okonkwo on third-and-four in the final stanza. Fired his fourth touchdown of the day, a 33-yard deep shot to Nick Westbrook-Ikhine, to give the Titans a 28-16 advantage in the fourth quarter.

- At Pittsburgh (11/2), made his first career road NFL start and completed 22 of 39 passes for 262 yards with an interception. Rushed once for two yards. Extended the Titans' touchdown drive with a pair of third-down conversions: a 23-yard pass to Nick Westbrook-Ikhine on third-and-13 and a five-yard connection to DeAndre Hopkins on third-and-three in the second quarter. In the final minute of the first half, recorded completions of 24 and 21 yards to Kyle Philips on consecutive plays to help set up a field goal.

- At Jacksonville (11/19), completed 13 of 17 passes for 158 yards with two touchdowns for a 143.8 passer rating. Got the Titans on the scoreboard with a 43-yard touchdown toss to DeAndre Hopkins on the final play of the third quarter. Set up the Titans second touchdown with a 49-yard deep ball to Chris Moore in the final stanza. Found Jeffery

Simmons for a two-yard touchdown pass in the fourth quarter.

- Against Carolina (11/26), completed 18 of 28 passes for 185 yards in the victory. Extended the Titans' opening touchdown drive with a 12-yard pass to Chris Moore on third-and-three in the first quarter. Helped set up the Titans' first touchdown with a 25-yard connection to Chig Okonkwo down to the Panthers' one-yard line. Set up the Titans' field goal just before halftime with an 18-yard strike to Nick Westbrook-Ikhine on third-and-one with less than 10 seconds remaining in the second stanza.

- Against Indianapolis (12/3), connected on 16 of 33 passes for 224 yards with a touchdown. Rushed twice for five yards with a first down. Set up the Titans first touchdown of the afternoon with a 39-yard pass to Chig Okonkwo in the opening quarter. Had the presence of mind to run down field and pounce on his own fumble after a strip-sack in the opening quarter. Extended the Titans' second scoring drive with a 12-yard toss to Chris Moore on third-and-nine in the first stanza. Extended the Titans' final touchdown drive with a seven-yard pass to Tyjae Spears on third-and-six in the fourth quarter. Evened the score at 25-25 with a three-yard touchdown strike to DeAndre Hopkins in the fourth stanza.

- At Miami (12/11), completed 23 of 38 passes for 327 yards with a touchdown and an interception. Became the first NFL rookie quarterback to pass for 300 or more yards on Monday Night Football. Became the franchise's first rookie starting quarterback to win a primetime game since the 1970 AFL-NFL merger. Rushed four times for 15 yards. Extended the Titans' opening touchdown drive with a 10-yard pass to Tyjae Spears on third-and-seven in the second quarter. Set up the Titans field goal just before halftime with a 45-yard bomb to DeAndre Hopkins down to the Miami 10-yard line late in the second quarter. Kept the Titans' third-quarter scoring drive alive with a 30-yard toss to Tyjae Spears on third-and-six in the third stanza. Converted a third-and-four with a seven-yard pass to Chig Okonkwo during a Titans' touchdown drive in the fourth quarter. Got the Titans to within one score with a three-yard touchdown toss to DeAndre Hopkins in the fourth quarter. Made it a six-point game at 27-21 with a two-point conversion pass to Nick Westbrook-Ikhine in the corner of the end zone in the fourth quarter. Kickstarted the Titans' game-winning touchdown drive with a 36-yard connection to Hopkins late in the final stanza.

COLLEGE:

- Played two seasons at Kentucky after spending his first three collegiate seasons at Penn State. In four total seasons on the field, he appeared in 39 games with 26 starts, completing 479 of 738 passes for 5,876 yards with 46 passing touchdowns. Totaled 312 rushes for 742 yards with 17 rushing scores. Levis finished his career with a 17-7 record as a starter at Kentucky, tying Terry Wilson for the second-most quarterback wins since 1993. Accounted for 54 total touchdowns at Kentucky (43 passing and 11 rushing) and tallied 5,233 passing yards for the Wildcats, finishing sixth on the program's all-time list. Levis, a two-time team captain for the Wildcats, notched six 300-yard passing games at Kentucky, the fourth-most in school history.

- As a senior (2022), started 11 games at quarterback and connected on 185 of 283 passes for 2,406 yards with 19 passing scores, while ranking fourth in the SEC in pass efficiency (151.9). Finished fifth in the SEC with 19 passing scores.

- As a junior (2021), transferred from Penn State to Kentucky and was elected a team captain for his initial campaign with the Wildcats. Started in all 13 games and helped lead UK to 10 wins for the fourth time in school history. Totaled 3,203 yards total offense, the seventh player in school history to reach 3,000 yards of total offense in a season. Completed 233 of 353 passes for 2,826 yards and 24 passing scores. Registered 107 rushes for 376 yards and a team-high tying nine rushing touchdowns. Ranked in the top 10 in several statistical categories in the SEC, including fourth in offense touchdowns (33), fifth in pass completions (233) and sixth in total offensive yards (3,203), total passing yards (2,827), pass attempts (353) and passing touchdowns (24).

- As a sophomore (2020), played in eight games with one start at quarterback for Penn State and connected on 33 of 55 passes for 421 yards with a score. Rushed 82 times for 260 yards with three touchdowns. At Michigan (11/28), rushed for 25 yards on six carries with a two-yard rushing touchdown, helping the Nittany Lions win 27-17 in "The Big House."

- As a redshirt freshman (2019), appeared in seven games with one start at quarterback for Penn State. Completed 28 of 47 passes for 223 yards with two touchdowns and two interceptions. Totaled 213 rushing yards on 51 carries with three scores.



- As a freshman (2018), redshirted at Penn State.
- Graduated in May of 2021 from Penn State's Smeal College of Business in three years with a degree in finance. Graduated with a master's degree in finance from Kentucky's Gatton School of Business and Economics in December of 2022.

PERSONAL:

- Was a three-year letter winner at Xavier (Middletown, Conn.) High School.
- As a senior captain (2017), earned second-team Walter Camp All-Connecticut honors after breaking Xavier's records for passing yards (2,793), passing touchdowns (27) and completions in a season.
- Named the Hartford Courant's Offensive Player of the Year and an All-Courant first-team selection.
- As a junior (2016), registered 1,972 passing yards with 19 passing touchdowns and six rushing touchdowns.
- Carried a 4.0 grade-point average during his prep career, winning the Brother Celestine Academic Award, while also being chosen as an All-SCC Tier 1 academic athlete in 2017.
- Member of the National Honor Society and was a Ryken Scholar.
- Also lettered in baseball at Xavier.
- Son of Beth and Michael Levis and has three younger sisters: Kelley,

- Jillian and Claire.
- Follow Levis on X, Instagram and TikTok at @will_levis.
- Born Will Donovan Levis on June 27, 1999 in Newton, Mass.

WILL LEVIS' GAME-BY-GAME

2023 Tennessee Titans				PASSING											RUSHING					COMBINED		RUSH + PASS	
Date	Opp	W/L	P/S	Att	Cmp	Pct	Yds	Yds/Att	TD	Int	Lg	Sk	Lst	Rating	Att	Yds	Avg	Lg	TD	Yards	Touchdowns		
Sept 10	@ NO	L	IA																				
Sept 17	LAC	W	IA																				
Sept 24	@ Cle	L	IA																				
Oct 1	Cin	W	IA																				
Oct 8	@ Ind	L	IA																				
Oct 15	Bal	L	IA																				
Oct 29	Atl	W	S	29	19	65.5	238	8.2	4	0	61t	2	12	130.5	7	11	1.6	5	0	249	47, 16, 61, 33		
Nov 2	@ Pit	L	S	39	22	56.4	262	6.7	0	1	29	4	27	66.4	1	2	2.0	2	0	264			
Nov 12	@ TB	L	S	39	19	48.7	199	5.1	0	1	29	4	32	53.3	0	0	-	0	0	199			
Nov 19	@ Jax	L	S	17	13	76.5	158	9.3	2	0	49	2	15	143.8	4	2	0.5	4	0	160	43, 2		
Nov 26	Car	W	S	28	18	64.3	185	6.6	0	0	25	1	1	83.2	3	-3	-1.0	-1	0	182			
Dec 3	Ind	L	S	33	16	48.5	224	6.8	1	0	39	6	20	80.9	2	5	2.5	6	0	229	3		
Dec 11	@ Mia	W	S	38	23	60.5	327	8.6	1	1	45	1	7	86.2	4	15	3.8	11	0	342	3		
Dec 17	Hst	L	S	26	17	65.4	199	7.7	0	1	37	7	61	72.4	4	25	6.3	11	1	224	1r		
Dec 24	Sea	L	IA																				
Dec 31	@ Hst	L	S	6	2	33.3	16	2.7	0	0	12	1	10	42.4	0	0	-	0	0	16			
Jan 7	Jax	W	IA																				
Totals		6-11	9/9	255	149	58.4	1,808	7.1	8	4	61t	28	185	84.2	25	57	2.3	11	1	1,865			

2024 Tennessee Titans				PASSING											RUSHING					COMBINED		RUSH + PASS	
Date	Opp	W/L	P/S	Att	Cmp	Pct	Yds	Yds/Att	TD	Int	Lg	Sk	Lst	Rating	Att	Yds	Avg	Lg	TD	Yards	Touchdowns		
Sept 8	@ Chi	L	S	32	19	59.4	127	4.0	1	2	22	3	23	52.5	4	36	9.0	15	0	163	17		
Sept 15	NYJ	L	S	28	19	67.9	192	6.9	1	1	40t	4	22	84.2	4	38	9.5	21	0	230	40		
Sept 22	GB	L	S	34	26	76.5	260	7.6	2	2	29	8	56	92.8	3	12	4.0	8	0	272	1, 11		
Sept 30	@ Mia	W	S	4	3	75.0	25	6.3	0	1	16	0	0	51.0	2	5	2.5	3	0	30			
Oct 13	Ind	L	S	27	16	59.3	95	3.5	1	1	23	0	0	63.0	3	15	5.0	7	0	110	9		
Oct 20	@ Buf	L	IA																				
Oct 27	@ Det	L	IA																				
Nov 3	NE	W	IA																				
Nov 10	@ LAC	L	S	23	18	78.3	175	7.6	2	0	41t	7	18	127.4	5	41	8.2	12	0	216	41, 15		
Nov 17	Min	L	S	31	17	54.8	295	9.5	1	1	98t	5	34	84.7	7	18	2.6	10	0	313	98		
Nov 24	@ Hst	W	S	24	18	75.0	278	11.6	2	1	70t	8	41	123.3	8	10	1.3	6	0	288	38, 70		
Dec 1	@ Was	L	S	37	18	48.6	212	5.7	2	0	30	2	2	84.5	2	-3	-1.5	0	0	209	27, 17		
Dec 8	Jax	L	S	32	19	59.4	168	5.3	0	0	30	2	22	73.4	1	3	3.0	3	0	171			
Dec 15	Cin	L	S	12	8	66.7	89	7.4	0	3	40	1	7	49.0	2	0	0.0	2	0	89			
Dec 22	@ Ind	L	DNP																				
Dec 29	@ Jax	L	DNP																				
Jan 5	Hst	L	S	17	9	52.9	175	10.3	1	0	49t	1	8	108.7	4	8	2.0	8	0	183	49		
Totals		3-14	12/12	301	190	63.1	2,091	6.9	13	12	98t	41	233	81.4	45	183	4.1	21	0	2,274			



WILL LEVIS' NFL STATISTICS

REGULAR SEASON				PASSING										RUSHING				
Year	Team	GP/GS	Att	Cmp	Pct	Yds	Yd/Att	TD	INT	Lg	Sk	Yds	Rat	Att	Yds	Avg	Lg	TD
2023	TEN	9/9	255	149	58.4	1,808	7.1	8	4	61t	28	185	84.2	25	57	2.3	11	1
2024	TEN	12/12	301	190	63.1	2,091	6.9	13	12	98t	41	233	81.4	45	183	4.1	21	0
NFL Totals		21/21	556	339	61.0	3,899	7.0	21	16	98t	69	418	82.7	70	240	3.4	21	1

Regular Season Career record as starter: 5-16 (.238)

Single-Game Highs

Attempts - 39 (Twice, last at Tampa Bay 11/12/23)
 Completions - 26 vs. Green Bay (9/22/24)
 Passing Yards - 327 at Miami (12/11/23)
 Touchdown Passes - 4 vs. Atlanta (10/29/23)
 Long Completion - 98t vs. Minnesota (11/17/24)
 Completion Percentage - 78.3 at L.A. Chargers (11/10/24)

Rushes - 8 at Houston (11/24/24)
 Rushing Yards - 41 at L.A. Chargers (11/10/24)
 Long Rush - 21 vs. N.Y. Jets (9/15/24)
 Rushing Touchdowns - 1 vs. Houston (12/17/23)

Additional Statistics

Fumble Recoveries - 2 (2023), 3 (2024)
 Two-Point Conversions - 1 pass (2024)


36 CLARENCE LEWIS

CORNERBACK • 5'11" • 200 LBS

COLLEGE: SYRACUSE • ACQUIRED: FREE AGENT - 2025

NFL EXPERIENCE (NFL/TITANS): ROOKIE • HOMETOWN: EDISON, N.J.

GAMES PLAYED/GAMES STARTED: 0/0 (PLAYOFFS: 0/0)



PRO: The Titans signed Clarence Lewis as a rookie free agent following the 2025 NFL Draft. The 5-foot-11-inch, 200-pounder appeared in 63 games over five seasons at Syracuse (2024) and the University of Notre Dame (2020-23). Lewis finished his career with a total of 165 tackles, 30 passes defended, five tackles for loss, three forced fumbles, four interceptions and one touchdown.

TITANS TIDBITS:

- Lewis was a three-sport athlete in high school (football, lacrosse, track).
- Lewis' hidden talent is being an artist.

CAREER TRANSACTIONS:

- The Edison, N.J., native was signed by the Titans as a rookie free agent on May 9, 2025.

COLLEGE:

- Appeared in 63 games with 36 starts over five seasons at Syracuse (2024) and the University of Notre Dame (2020-23). Lewis finished his career with a total of 165 tackles, 30 passes defended, five tackles for loss, three forced fumbles, four interceptions and one touchdown.
- As a graduate (2024), transferred to Syracuse and started all 13 games. Collected 41 tackles, one tackle for loss, 12 passes defended, and an interception. Lewis was third team All-ACC and ranked second in the ACC with 12 passes defended.
- As a senior (2023), appeared in all 13 games with two starts at Notre Dame. Finished with nine tackles. Recorded an interception, returning it 33 yards for a touchdown. Added three passes defended.
- As a junior (2022), appeared in all 13 games, making two starts at cornerback for the Fighting Irish. Finished the season with 29 total tackles, one tackle for loss, an interception, a forced fumble, a fumble recovery, and two quarterback hurries.
- As a sophomore (2021), started all 13 games and had Notre Dame's third-most tackles (53), including two tackles for loss and a sack. Hauled in his first career interception in the season opener at Florida State.
- As a freshman (2020), played in all 12 games with six starts for the Irish. Finished tied for fourth on the defense with 33 total tackles to go with one tackle for loss, one forced fumble and seven passes defended.
- Graduated from Syracuse with a bachelor's degree in art studio in May 2024.

PERSONAL:

- Attended Mater Dei (N.J.) High School. Rated three stars by 247Sports, Rivals and ESPN. Top-20 player from New Jersey in the class, according to Rivals.
- Played on both sides of the ball posting 39 catches for 639 yards with four touchdowns on offense. Defensively, made three interceptions, helping his team reach the state championship.
- Son of Tyisha Thomas and Clarence Lewis Sr.
- Has two siblings.
- Follow Lewis on Instagram at @Clarencelewis_, on X at @lewisclarencell, and on TikTok at @Clarencelewis_.
- Born Clarence T-bone Lewis on Dec. 8, 2000 in Edison, N.J.


4 TYLER LOCKETT

WIDE RECEIVER • 5'10" • 182 LBS

COLLEGE: KANSAS STATE • ACQUIRED: FREE AGENT - 2025

NFL EXPERIENCE (NFL/TITANS): 11/1 • HOMETOWN: TULSA, OKLA.

GAMES PLAYED/GAMES STARTED: 161/134 (PLAYOFFS:7/5)



PRO BOWL: 2015

PRO: The Titans signed Tyler Lockett as a free agent during the 2025 offseason. The 5-foot-10-inch, 182-pounder brings a proven veteran leadership to the receiver room. The Kansas State product has been consistent and durable during his NFL career, playing in more games than any other wide receiver since entering the league. Lockett was selected with the 69th overall pick in the 2015 NFL Draft by the Seattle Seahawks where he spent the first 10 years of his career.

CAREER HIGHLIGHTS:

- Finished his Seattle career ranked second in franchise history in receptions (661), yards (8,594) and receiving touchdowns (61). Hall of Famer Steve Largent ranks first in each category.
- In 2023, Lockett became the 94th player in NFL history to record 600 career receptions.
- Was the only player in the NFL to record at least eight touchdown receptions in each season from 2018-22.
- Was Seattle's Walter Payton Man of the Year Award recipient in both 2021 and 2022.
- In 2022, Lockett recorded a touchdown in six-consecutive games, a Seahawks franchise record.
- Set a career-high with 1,175 yards in 2021.
- Established the Seattle franchise record with 100 receptions in 2020.
- Became the second player in NFL history (Hall of Famer Gale Sayers) with at least five receiving touchdowns, a kickoff return touchdown and a punt return touchdown in a single-season (2015).
- In 2015, Lockett returned a kickoff 105 yards which ranks tied for the 12th longest kickoff return in NFL history.

TITANS TIDBITS:

- Lockett's father, Kevin, played seven seasons in the NFL with Kansas City, Washington and N.Y. Jets. Kevin Lockett also attended Kansas State University where Tyler broke his school records for career receptions, yards and touchdowns.
- Serving the community has been one of Lockett's greatest passions, supporting numerous initiatives during his time in Seattle, his home state of Oklahoma, as well as in Kansas where he attended college. A few of his community service effort include launching a College Scholarship Program, hosting a Job Shadow Program, Youth Sport Leadership Initiative, donating clothes, shoes and food from his Light It Up Foundation for the homeless and supporting Domestic Violence Intervention Services. Since 2017, Lockett has hosted annual Youth Football ProCamps in Seattle and Oklahoma.
- Lockett is a licensed real estate agent in the state of Washington and Texas and has several multi-million dollar transactions under his belt.
- Lockett is a published author, releasing a book of poems called "Reflection" in 2019 and has performed his work in spoken-word form. He has also won an Emmy award in 2022 for his NFL Network feature on the 1921 Black Wall Street massacre in his hometown of Tulsa, Okla.

CAREER TRANSACTIONS:

- The Tulsa, Okla., native was selected by the Seattle Seahawks in the third round (69th overall) of the 2015 NFL Draft.
- Released by the Seahawks on March 5, 2025.

- Signed by the Titans as a free agent on April 28, 2025.

SEASON RECAPS:

2024 (17/14 - Seattle): Played in all 17 games with 14 starts and tallied 49 receptions for 600 yards and two touchdowns. Held a streak of 81 consecutive games with a catch. Became the second player (Steve Largent) in franchise history and 113th player in NFL history with 8,000 receiving yards. Became the second player in franchise history with 13,000 combined yards. Named the Steve Largent Award winner for the third time (2021-22, 24), given to the player who best exemplifies the spirit, dedication and integrity of the Seahawks.

- Against Denver (9/8), had six receptions for 77 yards.
- Against San Francisco (10/10), tallied four receptions for 65 yards with a touchdown.
- Against L.A. Rams (11/3), recorded three receptions for 63 yards, including a 30-yard touchdown.

2023 (17/17 - Seattle): Started all 17 games and recorded 79 receptions for 894 yards and five touchdowns. Ended the 2023 season with reception in 69 consecutive games dating back to 2019, and it was his fifth consecutive season with 70-plus catches. Became the 94th player in NFL history to record 600 career receptions (vs. Philadelphia 12/18). Ranks second on Seattle's all-time receptions (612), receiving yards (7,994) and receiving touchdowns (59) lists.

- At Detroit (9/17), had eight receptions for 59 yards and two touchdowns.
- At Cincinnati (10/15), recorded six receptions for 94 yards.
- At Cleveland (10/29), tallied eight receptions for 81 yards and one touchdown.
- Against Washington (11/12), had eight receptions for 92 yards and a touchdown.
- At San Francisco (11/23), recorded six receptions for 89 yards.
- Against Philadelphia (12/18), tallied three receptions for 21 yards to eclipse the 600-career reception mark. Caught a five-yard pass in the first quarter for his 600th career reception.
- At Arizona (1/7), had two receptions for 71 yards and a touchdown.

2022 (16/16, 1/1 - Seattle): Started 16 games and finished with 84 catches for 1,033 yards and nine touchdowns, becoming the only player in the NFL with at least eight touchdown receptions in each of the past five seasons (2018-22). Became the second player in franchise history (Steve Largent) to record four-straight 1,000 receiving yard seasons. Moved into third-place on Seattle's all-time receptions and receiving yards list, and moved into second place on its receiving touchdowns list. Recorded a receiving touchdown in six-consecutive games, a franchise record and his 18 career 100-yard games rank third in Seattle history.

- Against San Francisco (9/18), had nine receptions for 107 yards.
- At New Orleans (10/9), recorded five receptions for 104 yards and two touchdowns.
- Against N.Y. Giants (10/30), tallied five receptions for 63 yards and a touchdown.
- At Arizona (11/6), recorded five receptions for 67 yards and a touchdown.
- At Tampa Bay (11/13), had three receptions for 42 yards and a touchdown.
- Against Las Vegas (12/4), recorded nine receptions for 128 yards and one touchdown.



- Against Carolina (12/11), tallied five receptions for 60 yards and a touchdown, setting a franchise record with six consecutive games with a score.

2021 (16/16 - Seattle): Started all 16 games and set a career-high with 1,175 receiving yards in 2021, becoming the seventh player in franchise history to record at least 1,100 receiving yards in a season. Became the second player in franchise history to eclipse 1,000 receiving yards three-consecutive seasons (Steve Largent, 1978-81, 1983-86). Finished the season with 73 receptions, fifth-most Seattle's all-time receptions list. It marked Lockett's third-consecutive season with 70-plus catches.

- At Indianapolis (9/12), had four receptions for 100 yards and two touchdowns.
- Against Tennessee (9/19), recorded eight receptions for 178 yards and one touchdown. His 178 yards led the team for a second-straight week. Became the fourth player since 1990 to record multiple touchdown receptions for at least 60 yards in his team's first two games of a season (Steve Smith Sr. in 2007, Randy Moss in 2005, and Jerry Rice in 1991).
- Against Jacksonville (10/31), tallied 12 receptions for 142 yards.
- Against Arizona (11/21), had four receptions for 115 yards.
- Against San Francisco (12/5), had seven receptions for 68 yards and a touchdown.
- At Houston (12/12), recorded five receptions for 142 yards and one touchdown.
- At Detroit (1/2), tallied three receptions for 24 yards and a touchdown.
- At Arizona (1/9), had five receptions for 98 yards and two touchdowns.

2020 (16/16, 1/1 - Seattle): Started 16 games and recorded 100 receptions for 1,054 yards and 10 touchdowns. His 100 receptions established a new franchise record and he became the sixth player in club history to record back-to-back 1,000 receiving yard seasons. His 10 touchdowns tied for the team lead.

- Against New England (9/20), had seven receptions for 67 yards and a touchdown.
- Against Dallas (9/27), recorded nine receptions for 100 yards and his first career three-touchdown game.
- At Arizona (10/25), set a career-high with 15 receptions for 200 yards and his second three-touchdown game of the season. His 15 receptions tied Steve Largent's franchise record (vs. Detroit 10/18/87) and also joined Largent (261 vs. Detroit, 10/18/87) as the only players in franchise history with 200 receiving yards in a game.
- Against Arizona (11/19), had nine receptions for 67 yards and one touchdown.
- At San Francisco (1/3), tallied 12 receptions for 90 yards and two touchdowns.
- Against L.A. Rams (1/9), started in the Wild Card match up and posted two receptions for 43 yards.

2019 (16/16, 2/2 - Seattle): Started all 16 games and led the Seahawks with then career-highs in receptions (82) and yards (1,057). Added eight receiving touchdowns. Had four 100-yard receiving games. Started both postseason contests and tallied 13 receptions for 198 yards and one touchdown.

- Against Cincinnati (9/8), had one reception for a 44-yard touchdown.
- At Pittsburgh (9/15), recorded 11 receptions for 154 yards and a touchdown.
- At Atlanta (10/27), tallied six receptions for 100 yards.
- Against Tampa Bay (11/3), had a career-high 13 receptions for 152 yards and two touchdowns.
- At Carolina (12/15), had eight receptions for 120 yards and one touchdown.
- At San Francisco (12/29), tallied six receptions for 51 yards and a touchdown.
- At Philadelphia (1/5), recorded four receptions for 62 yards in the Wild Card win.
- At Green Bay (1/12), had nine receptions for 136 yards and a touchdown.

2018 (16/14, 1/1 - Seattle): Played in 16 games with 14 starts and recorded then career-highs with 57 receptions for 965 yards and 10 touchdowns. His 10 touchdowns ranked sixth in the NFL. When Russell Wilson targeted him, the two recorded a perfect 158.3 passer rating (57 for 70, 81.4%). The last duo to recorded a perfect passer rating (min. 50 attempts) was the Saints Drew Brees and Robert Meacham in 2009. Lockett added 13 rushing attempts for 69 yards, 25 punt returns for 143 yards and 19 kickoff returns for 493 yards. Started the postseason contest

and tallied four receptions for 120 yards.

- At Denver (9/9), started at receiver and recorded three receptions for 59 yards and a touchdown. Had two kickoff returns for 39 yards.
- At Chicago (9/17), tallied five receptions for 60 yards and a touchdown.
- Against Dallas (9/23), had four receptions for 77 yards and a touchdown. Added one rushing attempt for five yards and three kickoff returns for 66 yards.
- Against L.A. Rams (10/7), had three receptions for 98 yards and a touchdown. Also tallied one rushing attempt for six yards and three kickoff returns for 77 yards.
- At Oakland (10/14), recorded three receptions for 13 yards and a touchdown.
- At Detroit (10/28), tallied two receptions for 34 yards and a touchdown. Recorded two rushing attempts for 18 yards.
- Against L.A. Rams (11/11), recorded five receptions for 67 yards and one touchdown.
- At Carolina (11/25), had five receptions for 107 yards and one touchdown.
- Against San Francisco (12/2), had one reception for a 52-yard touchdown and one rushing attempt for 10 yards. Added two kickoff returns for 111 yards, including a long of 84 yards.
- Against Kansas City (12/23), recorded four receptions for 99 yards.
- Against Arizona (12/30), tallied two receptions for 66 yards and one touchdown.
- At Dallas (1/5), recorded four receptions for 120 yards and one kickoff return for 51 yards.

2017 (16/8 - Seattle): Played in 16 games with eight starts and finished the season with 45 receptions for 555 yards and two touchdowns. Added 10 rushing attempts for 58 yards. Also tallied 36 punt returns for 237 yards and 37 kickoff returns for 949 yards. Named second team All-Pro as a kickoff returner.

- Against San Francisco (9/17), had six receptions for 64 yards and two kickoff returns for 46 yards
- Against Houston (10/29), recorded six receptions for a season-high 121 yards. Had three punt returns for 10 yards and two kickoff returns for 32 yards.
- Against Philadelphia (12/3), had two receptions for 17 yards and a touchdown. Added two kickoff returns for 47 yards.
- At Jacksonville (12/10), tallied four receptions for 90 yards, including a 74-yard touchdown. Added one rushing attempt for 10 yards and four kickoff returns for 85 yards.
- Against L.A. Rams (12/17), recorded two receptions for eight yards, six kickoff returns for 118 yards and two punt returns for 18 yards.
- Against Arizona (12/31), tallied four punt returns for 39 yards and four kickoff returns for 156 yards, including a 99-yard touchdown return. Also had three receptions for 25 yards.

2016 (15/9 - Seattle): Played in 15 games with nine starts and compiled 597 yards on 41 receptions and one touchdown. Added 29 punt returns for 243 yards and 23 kickoff returns for 606 yards. Also had six rushing attempts for 114 yards and a touchdown. Named second team All-Pro as a kickoff returner.

- At L.A. Rams (9/18), had four receptions for 99 yards.
- At New Orleans (10/30), had four receptions for 32 yards and four kickoff returns for 115 yards.
- At New England (11/13), had three receptions for 72 yards.
- Against Carolina (12/4), had five receptions for 63 yards and one rushing attempt for a 75-yard touchdown, which ranked as the second-longest rush by a wide receiver in franchise history. Added a kickoff return for 46 yards.
- At Green Bay (12/11), recorded five kickoff returns for a season-high 136 yards. Had four receptions for 41 yards.
- Against L.A. Rams (12/15), tied his then career-high with seven receptions and established a then career-high 130 receiving yards including a 57-yard touchdown. Added two punt returns for 16 yards and two kickoff returns for 48 yards.

2015 (16/8, 2/0 - Seattle): Played in 16 games with eight starts and recorded 51 receptions for 664 yards and six touchdowns during his rookie campaign. The 51 receptions were the fifth-most single-season receptions by a rookie in franchise history. Also notched 40 punt returns for 379 yards and a touchdown while adding 33 kickoff returns for 852 yards and a touchdown. Appeared in both playoff games and recorded four receptions for 110 yards and touchdown. Added four punt returns for

18 yards and four kickoff returns for 104 yards. Became the second player in NFL history (Gale Sayers) with at least five receiving touchdowns, a kickoff return touchdown and punt return touchdown in a single season. Was named first-team All-Pro (return specialist), selected to his first career Pro Bowl and PFWA All-Rookie Team. Named NFC Special Teams Player of the Month for September and December. Appeared in his first career NFL game at St. Louis (9/13) and made his first career start at Green Bay (9/20).

- At St. Louis (9/13), appeared in his first NFL game and recorded four receptions for 34 yards. Also had two punt returns for 63 yards, including a 57-yard touchdown. Added two kickoff returns for 56 yards.
- At Green Bay (9/20), made his first career start and tallied two receptions for 17 yards.
- Against Chicago (9/27), recorded a 105-yard kickoff return for a touchdown. The 105 yards ranks as the 12th longest kickoff return in NFL history.
- At San Francisco (10/22), recorded five receptions for 79 yards and his first career touchdown on a then-career long 43-yard reception.
- Against San Francisco (11/22), had four receptions for 48 yards and two touchdowns.
- Against Pittsburgh (11/29), tallied a career-high 148 kickoff return yards on five kickoff returns.
- At Minnesota (12/6), had seven receptions for 90 yards.
- At Baltimore (12/13), tallied six receptions for 104 yards and two touchdowns.
- At Arizona (1/3), recorded four punt returns for 139 yards, including a long of 66 yards.
- At Carolina (1/17), recorded three receptions for 75 yards and a touchdown. Also had three kickoff returns for 104 yards.

COLLEGE:

- Played in 47 games over four seasons (2011-14) at Kansas State and set 17 school records, including the career marks for receptions (249), receiving yards (3,710), receiving touchdowns (29), kickoff-return attempts (77) and kickoff-return yards (2,196). Also ranks highly in Big 12 history for a career at the time of graduation as he tied for the league record for kickoff-return average, ranked third in all-purpose yards and kickoff-return touchdowns, fifth in receiving yards and kickoff-return yards, seventh in receptions and tied for 10th in kickoff-return attempts.
- As a senior (2014), started all 13 games and recorded 106 receptions for 1,515 yards and 11 touchdowns. Tallied 18 kickoff returns for 362 yards and 21 punt returns for 402 yards and two touchdowns. Earned five All-American designations en route to earning the 11th Consensus All-American honor in school history. Was also a first team All-Big 12 performer as both a wider receiver and kick returner and earned the Big 12 Special Teams Player of the Year award for the second-straight season. Became the sixth player in Big 12 history to earn two conference player of the year awards on either offense, defense or special teams, including the second to earn two special-teams honors.
- As a junior (2013), tallied 81 receptions for 1,262 yards and 11 touchdowns. Recorded 22 kickoff returns for 583 yards. Earned numerous national accolades as he was a second team All-American by the Football Writers Association and Phil Steele. Was named Big 12 Special Teams Player of the Year by the league's coaches, while also earning first team All-Big 12 honors from the coaches at wide receiver and kick returner.
- As a sophomore (2012), started 11 games at wide receiver and ranked second on the team with 44 receptions for 687 yards and team-high tying four touchdowns. Added 21 kickoff returns for 688 yards. Earned second team All-Big 12 honors as an all-purpose player by the Associated Press.
- As a freshman (2011), made six starts at wide receiver and tallied 18 receptions for 246 yards and three touchdowns. Also tallied 16 kickoff returns for 563 yards and two touchdowns. Added six punt returns for 38 yards. Named the Big 12 Offensive Freshman of the Year, a second team All-Big 12 kick returner and received votes for the Big 12 Special Teams Player of the Year. Set the Big 12 and K-State single-season record for kickoff-return average at 35.2 yards per return. One of 10 players nationally with at least two kickoff return touchdowns.
- Graduated in business management from Kansas State in December 2014.

PERSONAL:

- Attended Booker T. Washington High where he caught 42 passes for 765 yards and 13 touchdowns his senior season. Also had 54 tackles and six interceptions on defense.

- Led the Hornets to a 13-1 record and a win in the 5A state title game.
- Named to PrepStar magazine's All-Midlands Region team, while he was a first team all-state and all-metro selection by the Tulsa World.
- As a junior, he had 279 receiving yards and three touchdowns, while recording 29 tackles, two interceptions and four pass deflections on defense.
- Son of Kevin Lockett and Nicole Edwards. His father, Kevin, played seven season in the NFL with Kansas City, Washington and N.Y. Jets.
- Has three siblings, Sterling, Jacob and Jordan.
- Married to Lauren and together they have one daughter, Londyn.
- Follow Lockett on Instagram and X at @tdlockett12
- Born Tyler Deron Lockett on Sept. 28, 1992 in Tulsa, Okla.

TYLER LOCKETT'S GAME-BY-GAME

2015 Seattle Seahawks

		RECEIVING						
Date	Opp.	W/L	P/S	No	Yds	Avg	Lg	TD
Sept 13	@ StL	L	p	4	34	8.5	12	0
Sept 20	@ GB	L	S	2	17	8.5	17	0
Sept 27	Chi	W	S	0	0	-	-	0
Oct 5	Det	W	S	4	58	14.5	23	0
Oct 11	@ Cin	L	p	2	29	14.5	22	0
Oct 18	Car	L	p	0	0	-	-	0
Oct 22	@ SF	W	p	5	79	15.8	43t	1
Nov 1	@ Dal	W	p	3	36	12.0	16	0
Nov 15	Ari	L	S	1	7	7.0	7	0
Nov 22	SF	W	p	4	48	12.0	24t	2
Nov 29	Pit	W	S	3	38	12.7	16	0
Dec 6	@ Min	W	p	7	90	12.9	29	0
Dec 13	@ Bal	W	S	6	104	17.3	49t	2
Dec 20	Cle	W	p	5	55	11.0	27t	1
Dec 27	StL	L	S	3	33	11.0	16	0
Jan 3	@ Ari	W	S	2	36	18.0	36	0
Totals		10-6	16/8	51	664	13.0	49t	6
Playoffs								
Jan 10	@ Min	W	p	1	35	35.0	35	0
Jan 17	@ Car	L	p	3	75	25.0	33t	1
Totals		1-1	2/0	4	110	27.5	35	1

2016 Seattle Seahawks

		RECEIVING						
Date	Opp.	W/L	P/S	No	Yds	Avg	Lg	TD
Sept 11	Mia	W	S	3	17	5.7	6	0
Sept 18	@ LA	L	S	4	99	24.8	53	0
Sept 25	SF	W	p	0	0	-	-	0
Oct 2	@ NYJ	W	p	1	13	13.0	13	0
Oct 16	Atl	W	S	3	23	7.7	10	0
Oct 23	@ Ari	T	S	2	13	6.5	8	0
Oct 30	@ NO	L	S	4	32	8.0	10	0
Nov 7	Buf	W	S	1	17	17.0	17	0
Nov 13	@ NE	W	p	3	72	24.0	36	0
Nov 20	Phi	W	p	2	39	19.5	30	0
Nov 27	@ TB	L	p	0	0	-	-	0
Dec 4	Car	W	p	5	63	12.6	40	0
Dec 11	@ GB	L	S	4	41	10.3	15	0
Dec 15	LA	W	S	7	130	18.6	57t	1
Dec 24	Ari	L	S	2	38	19.0	28	0
Jan 1	@ SF	W	IR					
Totals		9-5-1	15/9	41	597	14.6	57t	1
Playoffs								
Jan 7	Det	W	IR					
Jan 14	@ Atl	L	IR					
Totals		1-1	0/0	0	0	-	-	0

2017 Seattle Seahawks

		RECEIVING						
Date	Opp.	W/L	P/S	No	Yds	Avg	Lg	TD
Sept 10	@ GB	L	p	1	8	8.0	8	0
Sept 17	SF	W	S	6	64	10.7	22	0
Sept 24	@ Ten	L	S	2	30	15.0	16	0
Oct 1	Ind	W	S	4	67	16.8	41	0
Oct 8	@ LAR	W	S	3	26	8.7	12	0
Oct 22	@ NYG	W	p	4	29	7.3	14	0
Oct 29	Hst	W	p	6	121	20.2	54	0
Nov 5	Was	L	p	2	10	5.0	6	0
Nov 9	@ Ari	W	S	1	16	16.0	16	0
Nov 20	Atl	L	S	4	37	9.3	14	0
Nov 26	@ SF	W	p	0	0	-	-	0
Dec 3	Phi	W	S	2	17	8.5	16	1
Dec 10	@ Jax	L	p	4	90	22.5	74t	1
Dec 17	LAR	L	p	2	8	4.0	4	0
Dec 24	@ Dal	W	S	1	7	7.0	7	0
Dec 31	Ari	L	p	3	25	8.3	18	0
Totals		9-7	16/8	45	555	12.3	74t	2

2018 Seattle Seahawks

		RECEIVING						
Date	Opp.	W/L	P/S	No	Yds	Avg	Lg	TD
Sept 9	@ Den	L	S	3	59	19.7	51t	1
Sept 17	@ Chi	L	S	5	60	12.0	20	1
Sept 23	Dal	W	S	4	77	19.3	52t	1
Sept 30	@ Ari	W	S	5	53	10.6	13	0
Oct 7	LAR	L	S	3	98	32.7	44	1
Oct 14	@ Oak	W	S	3	13	4.3	10t	1
Oct 28	@ Det	W	S	2	34	17.0	24t	1
Nov 4	LAC	L	p	3	22	7.3	9	0
Nov 11	@ LAR	L	S	5	67	13.4	29	1
Nov 15	GB	W	S	5	71	14.2	34	0
Nov 25	@ Car	W	S	5	107	21.4	43	1
Dec 2	SF	W	S	1	52	52.0	52t	1
Dec 10	Min	W	S	5	42	8.4	14	0
Dec 16	@ SF	L	S	2	45	22.5	28	0
Dec 23	KC	W	S	4	99	24.8	45	0
Dec 30	Ari	W	p	2	66	33.0	37	1
Totals		10-6	16/14	57	965	16.9	52t	10
Playoffs								
Jan 5	@ Dal	L	S	4	120	30.0	53	0
Totals		0-1	1/1	4	120	30.0	53	0

2019 Seattle Seahawks

		RECEIVING						
Date	Opp.	W/L	P/S	No	Yds	Avg	Lg	TD
Sept 8	Cin	W	S	1	44	44.0	44t	1
Sept 15	@ Pit	W	S	10	79	7.9	22	0
Sept 22	NO	L	S	11	154	14.0	40	1
Sept 29	@ Ari	W	S	4	51	12.8	28	0
Oct 3	LAR	W	S	4	51	12.8	17	1
Oct 13	@ Cle	W	S	5	75	15.0	22	0
Oct 20	Bal	L	S	5	61	12.2	33	1
Oct 27	@ Atl	W	S	6	100	16.7	20	0
Nov 3	TB	W	S	13	152	11.7	30	2
Nov 11	@ SF	W	S	3	26	8.7	13	0
Nov 24	@ Phi	W	S	1	38	38.0	38	0
Dec 2	Min	W	S	0	0	-	-	0
Dec 8	@ LAR	L	S	4	43	10.8	19	0
Dec 15	@ Car	W	S	8	120	15.0	44	1
Dec 22	Ari	L	S	1	12	12.0	12	0
Dec 29	SF	L	S	6	51	8.5	14t	1
Totals		11-5	16/16	82	1,057	12.9	44t	8
Playoffs								
Jan 5	@ Phi	W	WR	4	62	15.5	29	0
Jan 12	@ GB	L	WR	9	136	15.1	31	1
Totals		1-1	2/2	13	198	15.2	31	1

2020 Seattle Seahawks

		RECEIVING						
Date	Opp.	W/L	P/S	No	Yds	Avg	Lg	TD
Sept 13	@ Atl	W	S	8	92	11.5	20	0
Sept 20	NE	W	S	7	67	9.6	16	1
Sept 27	Dal	W	S	9	100	11.1	43t	3
Oct 4	@ Mia	W	S	2	39	19.5	30	0
Oct 11	Min	W	S	4	44	11	17	0
Oct 25	@ Ari	L	S	15	200	13.3	47t	3
Nov 1	SF	W	S	4	33	8.3	12	0
Nov 8	@ Buf	L	S	4	40	10	12	0
Nov 15	@ LAR	L	S	5	66	13.2	39	0
Nov 19	Ari	W	S	9	67	7.4	11t	1
Nov 30	@ Phi	W	S	3	23	7.7	18	0
Dec 6	NYG	L	S	6	63	10.5	24	0
Dec 13	NYJ	W	S	5	52	10.4	17	0
Dec 20	@ Was	W	S	4	34	8.5	15	0
Dec 27	LAR	W	S	3	44	14.7	24	0
Jan 3	@ SF	W	S	12	90	7.5	26	2
Totals		12-4	16/16	100	1,054	10.5	47t	10
Playoffs								
Jan 9	LAR	L	WR	2	43	21.5	24	0
Totals		0-1	1/1	2	43	21.5	24	0



TYLER LOCKETT'S GAME-BY-GAME

2021 Seattle Seahawks

RECEIVING									
Date	Opp.	W/L	P/S	No	Yds	Avg	Lg	TD	
Sept 12	@ Ind	W	S	4	100	25	69t	2	
Sept 19	Ten	L	S	8	178	22.3	63t	1	
Sept 26	@ Min	L	S	4	31	7.8	15	0	
Oct 3	@ SF	W	S	4	24	6	19	0	
Oct 7	LAR	L	S	5	57	11.4	25	0	
Oct 17	@ Pit	L	S	2	35	17.5	21	0	
Oct 25	NO	L	S	2	12	6	7	0	
Oct 31	Jax	W	S	12	142	11.8	28	0	
Nov 14	@ GB	L	S	2	23	11.5	16	0	
Nov 21	Ari	L	S	4	115	28.8	48	0	
Nov 29	@ Was	L	S	3	96	32	55	0	
Dec 5	SF	W	S	7	68	9.7	16	1	
Dec 12	@ Hst	W	S	5	142	28.4	55t	1	
Dec 21	@ LAR	L	R/C						
Dec 26	Chi	L	S	3	30	10	15	0	
Jan 2	Det	W	S	3	24	8	28	1	
Jan 9	@ Ari	W	S	5	98	19.6	43t	2	
Totals		7-10	16/16	73	1,175	16.1	69t	8	

2022 Seattle Seahawks

RECEIVING									
Date	Opp.	W/L	P/S	No	Yds	Avg	Lg	TD	
Sept 12	Den	W	S	3	28	9.3	17	0	
Sept 18	@ SF	L	S	9	107	11.9	27	0	
Sept 25	Atl	L	S	9	76	8.4	20	0	
Oct 2	@ Det	W	S	6	91	15.2	34	0	
Oct 9	@ NO	L	S	5	104	20.8	40t	2	
Oct 16	Ari	W	S	2	17	8.5	10	0	
Oct 23	@ LAC	W	S	7	45	6.4	14	0	
Oct 30	NYG	W	S	5	63	12.6	33t	1	
Nov 6	@ Ari	W	S	5	67	13.4	30	1	
Nov 13	@ TB	L	S	3	42	14	21t	1	
Nov 27	LV	L	S	3	68	22.7	35t	1	
Dec 4	@ LAR	W	S	9	128	14.2	36t	1	
Dec 11	Car	L	S	5	60	12	23	1	
Dec 15	SF	L	S	7	68	9.7	19	0	
Dec 24	@ KC	W	IA						
Jan 1	NYJ	W	S	2	15	7.5	8	0	
Jan 8	LAR	W	S	4	54	13.5	36t	1	
Totals		9-8	16/16	84	1,033	12.3	40t	9	
Playoffs									
Jan 14	@ SF	L	WR	6	39	6.5	10	0	
Totals		0-1	1/1	2	39	6.5	10	0	

2023 Seattle Seahawks

RECEIVING									
Date	Opp.	W/L	P/S	No	Yds	Avg	Lg	TD	
Sept 10	LAR	L	S	2	10	5	5	0	
Sept 17	@ Det	W	S	8	59	7.4	12	2	
Sept 24	Car	W	S	3	34	11.3	16	0	
Oct 2	@ NYG	W	S	4	54	13.5	23	0	
Oct 15	@ Cin	L	S	6	94	15.7	36	0	
Oct 22	Ari	W	S	4	38	9.5	15	0	
Oct 29	Cle	W	S	8	81	10.1	17	1	
Nov 5	@ Bal	L	S	3	32	10.7	18	0	
Nov 12	Was	W	S	8	92	11.5	20	1	
Nov 19	@ LAR	L	S	5	51	10.2	13	0	
Nov 23	SF	L	S	3	30	10	11	0	
Nov 30	@ Dal	L	S	5	47	9.4	17	0	
Dec 10	@ SF	L	S	6	89	14.8	24	0	
Dec 18	Phi	W	S	3	21	7	12	0	
Dec 24	@ Ten	W	S	8	81	10.1	21	0	
Dec 31	Pit	L	S	1	10	10	10	0	
Jan 7	@ Ari	W	S	2	71	35.5	37	1	
Totals		9-8	17/17	79	894	11.3	37	5	

2024 Seattle Seahawks

RECEIVING									
Date	Opp.	W/L	P/S	No	Yds	Avg	Lg	TD	
Sept 8	Den	W	S	6	77	12.8	19	0	
Sept 15	@ NE	W	S	2	15	7.5	16	0	
Sept 22	Mia	W	S	5	46	9.2	18	0	
Sept 30	@ Det	L	S	5	61	12.2	29	0	
Oct 6	NYG	L	S	4	75	18.8	33	0	
Oct 10	SF	L	p	4	65	16.3	37	1	
Oct 20	@ Atl	W	S	4	45	11.3	16	0	
Oct 27	Buf	L	S	1	9	9	9	0	
Nov 3	LAR	L	S	3	63	21	30t	1	
Nov 17	@ SF	W	p	2	19	9.5	12	0	
Nov 24	Ari	W	S	2	20	10	17	0	
Dec 1	@ NYJ	W	S	3	16	5.3	6	0	
Dec 8	@ Ari	W	S	0	0	-	-	0	
Dec 15	GB	L	S	1	22	22	22	0	
Dec 22	Min	L	p	2	19	9.5	17	0	
Dec 26	@ Chi	W	S	3	20	6.7	15	0	
Jan 5	@ LAR	W	S	2	28	14	17	0	
Totals		10-7	17/14	49	600	12.2	37	2	

TYLER LOCKETT'S NFL STATISTICS

REGULAR SEASON

Year	Team	REGULAR SEASON		RECEIVING					RUSHING				
		GP	GS	No	Yds	Avg	Lg	TD	Att	Yds	Avg	Lg	TD
2015	Seattle	16	8	51	664	13.0	49t	6	5	20	4.0	8	0
2016	Seattle	15	9	41	597	14.6	57t	1	6	114	19.0	75t	1
2017	Seattle	16	8	45	555	12.3	74t	2	10	58	5.8	22	0
2018	Seattle	16	14	57	965	16.9	52t	10	13	69	5.3	18	0
2019	Seattle	16	16	82	1,057	12.9	44t	8	4	-5	-1.3	3	0
2020	Seattle	16	16	100	1,054	10.5	47t	10	0	0	-	0	0
2021	Seattle	16	16	73	1,175	16.1	69t	8	2	9	4.5	7	0
2022	Seattle	16	16	84	1,033	12.3	40t	9	0	0	-	0	0
2023	Seattle	17	17	79	894	11.3	37	5	0	0	-	0	0
2024	Seattle	17	14	49	600	12.2	37	2	0	0	-	0	0
NFL Totals		161	134	661	8,594	13.0	74t	61	40	265	6.6	75t	1

PLAYOFFS

Year	Team	PLAYOFFS		RECEIVING					RUSHING				
		GP	GS	No	Yds	Avg	Lg	TD	Att	Yds	Avg	Lg	TD
2015	Seattle	2	0	4	110	27.5	35	1	0	0	-	0	0
2018	Seattle	1	1	4	120	30.0	53	0	0	0	-	0	0
2019	Seattle	2	2	13	198	15.2	31	1	0	0	-	0	0
2020	Seattle	1	1	2	43	21.5	24	0	0	0	-	0	0
2022	Seattle	1	1	6	39	6.5	10	0	0	0	-	0	0
NFL Totals		7	5	29	510	17.6	53	2	0	0	-	0	0

Single-Game Highs

Receptions - 15 at Arizona (10/25/20)
 Receiving Yards - 200 at Arizona (10/25/20)
 Long Reception - 74t at Jacksonville (12/10/17)
 Touchdowns - 3 (Twice, last at Arizona 10/25/20)
 Rushes - 3 at N.Y. Giants (10/22/17)
 Rushing Yards - 75 vs. Carolina (12/4/16)
 Longest Rush - 75t vs. Carolina (12/4/16)
 Punt Returns - 5 (Three times, last at Washington 11/5/17)
 Punt Return Yards - 139 at Arizona (1/3/16)
 Long Punt Return - 66 at Arizona (1/3/16)
 Punt Return Touchdowns - 1 at St. Louis (9/13/15)
 Kickoff Returns - 6 vs. L.A. Rams (12/17/17)
 Kickoff Return Yards - 197 vs. Atlanta (11/20/17)
 Long Kickoff Return - 105t vs. Chicago (9/27/15)
 Kickoff Return Touchdowns - 1 (Twice, last vs. Arizona 12/31/17)

Additional Statistics

Misc. Tackles - 2 (2015), 1 (2017), 1 (2018), 1 (2020), 1 (2021), 2 (2022), 3 (2023)
 Two-Point Conversions - 1 reception (2018); 1 reception (2021); 2 receptions (2024)
 Special Teams Tackles - 1 (2015)

Playoff Single-Game Highs

Receptions - 9 at Green Bay (1/12/20)
 Receiving Yards - 136 at Green Bay (1/12/20)
 Long Reception - 53 at Dallas (1/5/19)
 Touchdowns - 1 (Twice, last at Green Bay 1/12/20)

Additional Playoff Statistics

Misc. Tackles - 1 (2022)

97 JAMES LYNCH

DEFENSIVE LINEMAN • 6'4" • 295 LBS

COLLEGE: BAYLOR • ACQUIRED: FREE AGENT - 2024

NFL EXPERIENCE (NFL/TITANS): 6/2 • HOMETOWN: ROUND ROCK, TEXAS

GAMES PLAYED/GAMES STARTED: 54/3 (PLAYOFFS: 1/0)



PRO: The Titans signed James Lynch prior to the start of the 2024 season to bring depth to the defensive line. The 6-foot-4-inch, 295-pounder originally entered the league as a fourth-round draft pick of the Minnesota Vikings in 2020. He played in 37 games with three starts during his first three seasons in Minnesota (2020-22), totaling 53 tackles, four tackles for loss and two sacks. The Baylor product missed the entire 2023 campaign after suffering a season-ending injury during training camp. During his first season with the Titans, Lynch appeared in a career-high 17 games.

TITANS TIDBITS:

- While participating in the 2020 NFL Combine, Lynch partnered with Uplifting Athletes to raise money for the rare disease community.
- Lynch's middle name, Husker, was given to him by his father Tim who played linebacker at Nebraska.

CAREER TRANSACTIONS:

- The Round Rock, Texas, native was selected by the Minnesota Vikings in the fourth round (130th overall) of the 2020 NFL Draft.
- Released by the Vikings on Aug. 27, 2024.
- Signed by the Titans to their practice squad on Aug. 29, 2024.
- Activated from the practice squad to the active roster standard elevation on Sept. 7, 2024.
- Signed by the Titans to the active roster from the practice squad on Sept. 11, 2024.

SEASON RECAPS:

2024 (17/0 - Tennessee): Saw action as a reserve in all 17 games in his first season with the Titans and posted 20 tackles, a sack, four quarterback pressures, two stops for loss and two passes defended. Tied for the team lead in sacks once in 2024 (at JAX). Tied for the team lead in passes defended once in 2024 (at WAS).

- At Chicago (9/8), made his Titans debut as a reserve on the defensive front and posted a quarterback pressure.
- At Miami (9/30), played as a reserve at defensive end and totaled four tackles. Combined with Kenneth Murray Jr. to stop Jaylen Wright for no gain on a rush off right end late in the third quarter. Halted a Miami drive by teaming with Ernest Jones IV to stuff De'Von Achane for a one-yard loss on a fourth-and-one rush off right tackle in the final stanza.
- At Buffalo (10/20), played as a reserve on the defensive line and recorded two tackles, including a stop for loss. Dropped James Cook for a four-yard loss on a rush off left tackle late in the third quarter.
- Against New England (11/3), played as a reserve on the defensive front and totaled a tackle, a quarterback pressure and a pass defended. Batted down a pass intended for Kayshon Boutte in the second stanza.
- Against Minnesota (11/17), saw action as a reserve on the defensive line and tallied a tackle. Teamed with Amani Hooker to stuff Aaron Jones for no gain on a third-and-goal rush in the second quarter.
- At Washington (12/1), played as a reserve at defensive tackle and recorded two tackles with a pass defended. Batted down a pass at the line of scrimmage that was intended for Zach Ertz in the second stanza.
- Against Jacksonville (12/8), saw action as a reserve on the defensive front in his 50th career regular season contest.
- At Jacksonville (12/29), played as a reserve on the defensive front and totaled a sack with a quarterback pressure. Halted a Jaguars' drive by sacking Mac Jones on third-and-eight late in the first quarter.
- Against Houston (1/5), saw action as a reserve at defensive end and recorded four tackles.

2023 (0/0 - Minnesota): Spent the entire season on injured reserve after suffering an injury during training camp.

2022 (15/2, 1/0 - Minnesota): Appeared in 15 games with two starts and collected 20 tackles and a tackle for loss. Also saw action as a reserve in the postseason contest.

- At Buffalo (11/13), tied a career-high with five tackles.
- Against NY Giants (1/15), recorded a tackle in his playoff debut.

2021 (13/1 - Minnesota): Saw action in 13 games with one start. Set a career-high with 30 tackles. Was inactive for the first four games of the season. Recorded his first start against San Francisco (11/28).

- At Carolina (10/17), recorded two tackles and a sack, bringing down Sam Darnold for an eight-yard loss.
- Against San Francisco (11/28), made his first start at defensive tackle and collected five tackles.

2020 (9/0 - Minnesota): Played in nine games as a rookie, recording two tackles and a sack. Was inactive for six contests, including the first for games of the season. Did not play in another contest. Made his NFL debut at Seattle (10/11) on Sunday Night Football.

- Against Seattle (10/11), registered two tackles and one sack, corralling Russell Wilson for an eight-yard loss.

COLLEGE:

- After a three-year career at Baylor, Lynch left as the school's all-time sack leader, racking up 23 sacks in 38 games. Lynch helped revitalize the program and culminated his career by being named Consensus All-American as a junior in 2019. He posted 101 tackles, 33.5 tackles for loss, seven passes defended, three forced fumbles, three fumble recoveries and three blocked kicks.
- As a junior (2019), started all 14 games at defensive end. Led the team with 13.5 sacks. Added 41 tackles, five passes defended, three forced fumbles and 13 quarterback hurries. Also blocked three kicks and finished with 13.5 tackles for loss, good for third-most in school history for a single season. Earned Big 12 Defensive Player of the Year honors and was named first team All-American.
- As a sophomore (2018), started all 13 games and totaled 40 tackles, nine tackles for loss, two passes defended and a team-leading 5.5 sacks. Was an All-Big 12 first team selection by the Associated Press and Tribune-Herald and an Academic All-Big 12 second-team honoree.
- As a freshman (2017), played in 11 games as a defensive tackle and racked up 20 tackles, five tackles for loss, one fumble. Led all conference freshman with three sacks.
- Majored in pre-business at Baylor.

PERSONAL:

- Attended Round Rock (Texas) High School and was rated the nation's 31st-best defensive tackle prospect in the 2017 recruiting class by 247Sports.com. Was also ranked the No. 50 recruit in the state of Texas.
- As a senior (2016), was named District 13-6A Defensive Lineman of the Year for the second straight year and led Round Rock to the D1 playoffs after an eight sack season.
- As a junior (2015), totaled 41 tackles and six sacks and earned District 13-6A Defensive Lineman of the Year honors. Also earned second-team All-Central Texas by AP.
- As a sophomore (2014), earned 2014 All-District 13-6A second-team honors.



- Son of Tim and Sherri Lynch. His brother, Dustin, played at Texas State.
- Follow Lynch on X at @JamesHusker38 and on Instagram at @james_husker38.
- Born James Husker Lynch on Jan. 20, 1999 in Round Rock, Texas.

JAMES LYNCH'S GAME-BY-GAME

2020 Minnesota Vikings

Date	Opp	W/L	P/S	Tot	Solo	Asst	Sk	- Yds	QBP	TFL	Int - Yds	-TD	PD	FF	FR - Yds	SpT
Sept 13	GB	L	IA													
Sept 20	@ Ind	L	IA													
Sept 27	Tenn	L	IA													
Oct 4	@ Hst	W	IA													
Oct 11	@ Sea	L	p	1	1	0	1.0	8.0	1	1	0	0	0	0	0	0
Oct 18	Atl	L	p	0	0	0	0.0	0.0	0	0	0	0	0	0	0	0
Nov 1	GB	W	p	0	0	0	0.0	0.0	0	0	0	0	0	0	0	0
Nov 8	Det	W	IA													
Nov 16	@ Chi	W	IA													
Nov 22	Dal	L	p	1	1	0	0.0	0.0	0	0	0	0	0	0	0	0
Nov 29	Car	W	p	0	0	0	0.0	0.0	0	0	0	0	0	0	0	0
Dec 6	Jax	W	DNP	0	0	0	0.0	0.0	0	0	0	0	0	0	0	0
Dec 13	@ TB	L	p	1	0	1	0.0	0.0	0	0	0	0	0	0	0	0
Dec 20	Chi	L	p	0	0	0	0.0	0.0	0	0	0	0	0	0	0	0
Dec 25	@ NO	L	p	0	0	0	0.0	0.0	0	0	0	0	0	0	0	0
Jan 3	@ Det	W	p	0	0	0	0.0	0.0	0	0	0	0	0	0	0	0
Totals		7-9	9/0	3	2	1	1.0	8.0	1	1	0	0	0	0	0	0

2021 Minnesota Vikings

Date	Opp	W/L	P/S	Tot	Solo	Asst	Sk	- Yds	QBP	TFL	Int	- Yds	-TD	PD	FF	FR	- Yds	SpT
Sept 12	@ Cin	L	IA															
Sept 19	@ Ari	L	IA															
Sept 26	Sea	W	IA															
Oct 3	Cle	L	IA															
Oct 10	Det	W	p	2	1	1	0.0	0.0	0	0	0	0	0	0	0	1	0	0
Oct 17	@ Car	W	p	2	1	1	1.0	8.0	1	1	0	0	0	0	0	0	0	0
Oct 31	Dal	L	p	0	0	0	0.0	0.0	1	0	0	0	0	0	0	0	0	0
Nov 7	@ Bal	L	p	3	1	2	0.0	0.0	0	0	0	0	0	0	0	0	0	0
Nov 14	@ LAC	W	p	4	3	1	0.0	0.0	0	0	0	0	0	0	0	0	0	0
Nov 21	GB	W	p	2	2	0	0.0	0.0	0	0	0	0	0	0	0	0	0	0
Nov 28	@ SF	L	S	5	3	2	0.0	0.0	0	0	0	0	0	0	0	0	0	0
Dec 5	@ Det	L	p	0	0	0	0.0	0.0	0	0	0	0	0	0	0	0	0	0
Dec 9	vs Pit	W	p	2	1	1	0.0	0.0	1	0	0	0	0	0	0	0	0	0
Dec 20	Chi	W	p	3	2	1	0.0	0.0	0	0	0	0	0	0	0	0	0	0
Dec 26	LAR	L	p	1	1	0	0.0	0.0	0	0	0	0	0	0	0	0	0	0
Jan 2	@ GB	L	p	4	3	1	0.0	0.0	0	1	0	0	0	0	0	0	0	0
Jan 9	Chi	W	p	0	0	0	0.0	0.0	1	0	0	0	0	0	0	0	0	0
Totals		8-9	13/1	30	18	12	1.0	8.0	4	2	0	0	0	0	0	1	0	0

2022 Minnesota Vikings

Date	Opp	W/L	P/S	Tot	Solo	Asst	Sk	- Yds	QBP	TFL	Int	- Yds	-TD	PD	FF	FR	- Yds	SpT
Sept 11	GB	W	p	1	0	1	0.0	0.0	1	0	0	0	0	0	0	0	0	0
Sept 19	@ Phi	L	p	0	0	0	0.0	0.0	0	0	0	0	0	0	0	0	0	0
Sept 25	Det	W	p	1	0	1	0.0	0.0	0	0	0	0	0	0	0	0	0	0
Oct 2	@ NO	W	p	1	0	1	0.0	0.0	0	0	0	0	0	0	0	0	0	0
Oct 9	Chi	W	p	1	1	0	0.0	0.0	0	0	0	0	0	0	0	0	0	0

Oct 16	@ Mia	W	p	1	1	0	0.0	0.0	1	0	0	0	0	0	0	0
Oct 30	Ari	W	p	1	1	0	0.0	0.0	0	0	0	0	0	0	0	0
Nov 6	@ Was	W	S	2	1	1	0.0	0.0	0	0	0	0	0	0	0	0
Nov 13	@ Buf	W	p	5	4	1	0.0	0.0	1	1	0	0	0	0	0	0
Nov 20	Dal	W	p	1	1	0	0.0	0.0	0	0	0	0	0	0	0	0
Nov 24	NE	W	S	2	1	1	0.0	0.0	0	0	0	0	0	0	0	0
Dec 4	NYJ	W	p	1	0	1	0.0	0.0	0	0	0	0	0	0	0	0
Dec 11	@ Det	L	p	1	1	0	0.0	0.0	0	0	0	0	0	0	0	0
Dec 17	Ind	W	p	2	0	2	0.0	0.0	1	0	0	0	0	0	0	0
Dec 24	NYG	W	S	0	0	0	0.0	0.0	0	0	0	0	0	0	0	0
Jan 1	@ GB	L	IA	4	3	1	0.0	0.0	0	1	0	0	0	0	0	0
Jan 8	@ Chi	W	IA	0	0	0	0.0	0.0	0	0	0	0	0	0	0	0
Totals		13-4	15/2	20	11	9	0.0	0.0	4	1	0	0	0	0	0	0

Playoffs

Jan 15	NYG	L	p	1	0	1	0.0	0	1	0	0	0	0	0	0	0
Totals		0-1	1/0	1	0	1	0.0	0	1	0	0	0	0	0	0	0

2024 Tennessee Titans

Date	Opp	W/L	P/S	Tot	Solo	Asst	Sk	- Yds	QBP	TFL	Int	- Yds	-TD	PD	FF	FR	- Yds	SpT
Sept 8	@ Chi	L	p	0	0	0	0.0	0.0	1	0	0	0	0	0	0	0	0	0
Sept 15	NYJ	L	p	0	0	0	0.0	0.0	1	0	0	0	0	0	0	0	0	0
Sept 22	GB	L	p	0	0	0	0.0	0.0	0	0	0	0	0	0	0	0	0	0
Sept 30	@ Mia	W	p	4	0	4	0.0	0.0	0	0	0	0	0	0	0	0	0	0
Oct 13	Ind	L	p	0	0	0	0.0	0.0	0	0	0	0	0	0	0	0	0	0
Oct 20	@ Buf	L	p	2	1	1	0.0	0.0	0	1	0	0	0	0	0	0	0	0
Oct 27	@ Det	L	p	0	0	0	0.0	0.0	1	0	0	0	0	0	0	0	0	0
Nov 3	NE	W	p	1	0	1	0.0	0.0	1	0	0	0	0	1	0	0	0	0
Nov 10	@ LAC	L	p	0	0	0	0.0	0.0	1	0	0	0	0	0	0	0	0	0
Nov 17	Min	L	p	1	0	1	0.0	0.0	0	0	0	0	0	0	0	0	0	0
Nov 24	@ Hst	W	p	0	0	0	0.0	0.0	1	0	0	0	0	0	0	0	0	0
Dec 1	@ Was	L	p	2	1	1	0.0	0.0	0	0	0	0	0	1	0	0	0	0
Dec 8	Jax	L	p	0	0	0	0.0	0.0	0	0	0	0	0	0	0	0	0	0
Dec 15	Cin	L	p	2	1	1	0.0	0.0	0	0	0	0	0	0	0	0	0	0
Dec 22	@ Ind	L	p	3	0	3	0.0	0.0	0	0	0	0	0	0	0	0	0	0
Dec 29	@ Jax	L	p	1	1	0	1.0	1.0	1	1	0	0	0	0	0	0	0	0
Jan 5	Hst	L	p	4	2	2	0.0	0.0	0	0	0	0	0	0	0	0	0	0
Totals		3-14	17/0	20	6	14	1.0	1.0	4	2	0	0	0	2	0	0	0	0



JAMES LYNCH'S NFL STATISTICS

REGULAR SEASON				TACKLES							INTERCEPTIONS					FUMBLES			
Year	Team	GP	GS	Tot	Solo	Asst	Sk	Yds	QBP	TFL	No	Yds	Lg	TD	PD	FF	FR	Yds	SpT
2020	Minnesota	9	0	3	2	1	1.0	8.0	1	1	0	0	0	0	0	0	0	0	0
2021	Minnesota	13	1	30	18	12	1.0	8.0	4	2	0	0	0	0	0	0	1	0	0
2022	Minnesota	15	2	20	11	9	0.0	0.0	4	1	0	0	0	0	0	0	0	0	0
2023	Minnesota	0	0	Injured Reserve															
2024	Tennessee	17	0	20	6	14	1.0	1.0	4	2	0	0	0	0	2	0	0	0	0
NFL Totals		54	3	73	37	36	3.0	17.0	13	6	0	0	0	0	2	0	1	0	0

PLAYOFFS				TACKLES							INTERCEPTIONS					FUMBLES			
Year	Team	GP	GS	Tot	Solo	Asst	Sk	Yds	QBP	TFL	No	Yds	Lg	TD	PD	FF	FR	Yds	SpT
2022	Minnesota	1	0	1	0	1	0.0	0.0	0	0	0	0	0	0	0	0	0	0	0
NFL Totals		1	0	1	0	1	0.0	0.0	0	0	0	0	0	0	0	0	0	0	0

Single-Game Highs

Tackles - 5 (Twice, last at Buffalo, 11/13/22)

Tackle for Loss - 1 (Six times, last at Jacksonville 12/29/24)

Sacks - 1 (Three times, last at Jacksonville 12/29/24)

Fumble Recoveries - 1 vs. Detroit (10/10/21)

Passes Defensed - 1 (Twice, last at Washington 12/1/24)

Playoff Single-Game Highs

Tackles - 1 vs. N.Y. Giants (1/15/23)


88 DAVID MARTIN-ROBINSON

TIGHT END • 6'3" • 247 LBS

COLLEGE: TEMPLE • ACQUIRED: FREE AGENT - 2024

NFL EXPERIENCE (NFL TITANS): 2/2 • HOMETOWN: LANCASTER, PA.

GAMES PLAYED/GAMES STARTED: 5/2 (PLAYOFFS: 0/0)



PRO: The Titans signed David Martin-Robinson as a rookie free agent following the 2024 NFL Draft. The 6-foot-3-inch, 247-pounder made the Titans' 53-man roster out of training camp following a stellar preseason that saw him lead the team in receptions and receiving yards. During his rookie season Martin-Robinson saw action in five games with two starts at tight end and recorded one reception for six yards. At Temple, Martin-Robinson caught 94 balls for 1,177 yards with six touchdowns, becoming the third Owls tight end to eclipse 1,000 career receiving yards and first tight end in school history to have 90 career receptions.

TITANS TIDBITS:

- Martin-Robinson spent the 2022 spring break in Rome as part of Temple's Study Abroad program.

CAREER TRANSACTIONS:

- The Lancaster, Pa., native was signed by the Titans as an undrafted free agent on May 10, 2024.

SEASON RECAPS:

2024 (5/2): Saw action in five games with two starts at tight end as a rookie and recorded one reception for six yards. Registered three special teams tackles. Was inactive for the first 12 games of the season. Tied for the team lead in special teams tackles twice in 2024 (at JAX, vs. HST). Made his NFL debut against Jacksonville (12/8/24).

- Against Jacksonville (12/8), played as a reserve on special teams and at tight end in his first career NFL contest.
- At Indianapolis (12/22), played as a reserve at tight end and snared his first career reception for six yards. Collected a special teams tackle on coverage units.
- At Jacksonville (12/29), made his first career start at tight end. Tied for the team lead with a special teams stop on coverage units.
- Against Houston (1/5), started at tight end. Collected a special teams stop on coverage units.

COLLEGE:

- Appeared in 47 games at tight end over six seasons at Temple (2018-23) and caught 94 balls for 1,177 yards and six touchdowns for the Owls. He became the third Temple tight end to eclipse 1,000 career receiving yards and first tight end in school history to have 90 career receptions.
- As a graduate (2023), appeared in all 12 games, making 40 receptions for 537 yards and four touchdowns. Earned second team All-AAC after

leading the team in receptions and tying for the lead in receiving scores.

- As a senior (2022), tallied then career-highs with 33 catches for 366 yards and two touchdowns. Appeared in nine games and was named fourth team All-AAC by Phil Steele.
- As a junior (2021), appeared in five games, totaling 61 yards on four receptions. Lettered after missing time with a injury.
- As a sophomore (2020), appeared in four games and recorded 11 receptions for 147 yards. Named to the AAC All-Academic team.
- As a redshirt freshman (2019), played in a career-high 13 games with six starts and made five catches for 64 yards.
- As a freshman (2018), was one of five freshman to see game action, appearing in four games before eventually redshirting.
- Graduated from Temple with a degree in psychology in February 2023.

PERSONAL:

- Attended Hempfield (Pa.) High School and played wide receiver, running back, linebacker, safety and was a four-time letterwinner and two-time all-conference selection.
- As a senior, scored 11 touchdowns to go with 53 tackles, two interceptions and one forced fumble.
- Also played basketball and participated in track and field.
- Son of Michele Martin and Andre Robinson and has one sister.
- Follow Martin-Robinson on Instagram and X at @DMR717__.
- Born David Martin-Robinson on Dec. 26, 1999 in Lancaster, Pa.

DAVID MARTIN-ROBINSON'S GAME-BY-GAME

2024 Tennessee Titans				RECEIVING				
Date	Opp.	W/L	P/S	No	Yds	Avg	Lg	TD
Sept 8	@ Chi	L	IA					
Sept 15	NYJ	L	IA					
Sept 22	GB	L	IA					
Sept 30	@ Mia	W	IA					
Oct 13	Ind	L	IA					
Oct 20	@ Buf	L	IA					
Oct 27	@ Det	L	IA					
Nov 3	NE	W	IA					
Nov 10	@ LAC	L	IA					
Nov 17	Min	L	IA					
Nov 24	@ Hst	W	IA					

Dec 1	@ Was	L	IA					
Dec 8	Jax	L	p	0	0	-	0	0
Dec 15	Cin	L	p	0	0	-	0	0
Dec 22	@ Ind	L	p	1	6	6.0	6	0
Dec 29	@ Jax	L	S	0	0	-	0	0
Jan 5	Hst	L	S	0	0	-	0	0
Totals				3-14	5/2	1	6	6.0



DAVID MARTIN-ROBINSON'S NFL STATISTICS

REGULAR SEASON

REGULAR SEASON				RECEIVING					RUSHING				
Year	Team	GP	GS	No	Yds	Avg	Lg	TD	Att	Yds	Avg	Lg	TD
2024	Tennessee	5	2	1	6	6.0	6	0	0	0	-	0	0
NFL Totals		5	2	1	6	6.0	6	0	0	0	-	0	0

Single-Game Highs

Receptions - 1 at Indianapolis (12/22/24)
 Receiving Yards - 6 at Indianapolis (12/22/24)
 Long Reception - 6 at Indianapolis (12/22/24)
 Receiving Touchdowns -

Additional Statistics

Special Teams Tackles - 3 (2024)
 Fumble Recovery - 1 (2024)


21 ROGER McCREARY

CORNERBACK • 5'11" • 190 LBS

COLLEGE: AUBURN • ACQUIRED: 2ND ROUND - 2022

NFL EXPERIENCE (NFL/TITANS): 4/4 • HOMETOWN: MOBILE, ALA.

GAMES PLAYED/GAMES STARTED: 47/35 (PLAYOFFS: 0/0)



PRO: The Titans selected Roger McCreary in the second round (35th overall) of the 2022 NFL Draft. The 5-foot-11-inch, 190-pounder is a physical, athletic cornerback that is known for always being around the ball. McCreary has been a mainstay in the Titans defensive backfield during his first three NFL campaigns, having played in 47 games with 35 starts while collecting a team-best 220 tackles to go along with two interceptions, three sacks and 15 passes defended. The Mobile, Ala., native was a two-year starter at Auburn and notched an impressive 22 passes defended, including four interceptions, during his final two collegiate campaigns.

CAREER HIGHLIGHTS:

- In 2024, McCreary tallied 12 tackles for loss, which tied for the most among NFL defensive backs.
- In 2023, McCreary ranked third on the team with 86 tackles while posting two sacks, an interception, four quarterback pressures, seven stops for loss, six passes defended and a forced fumble.
- In 2022, McCreary was one of only three rookie cornerbacks in the NFL to start all 17 games. He finished third on the team with 85 tackles, and ranked second on the squad with eight passes defended, which included an interception.

TITANS TIDBITS:

- McCreary's pregame ritual in college was eating two plates of baked beans with sugar the night before a game. The tradition started when he got to Auburn and he says Bush's baked beans are his favorite.
- McCreary enjoys singing in his free time.
- His uncle, Angelo James, was a defensive back for the Philadelphia Eagles.

CAREER TRANSACTIONS:

- The Mobile, Ala., native was selected by the Titans in the second round (35th overall) of the 2022 NFL Draft.

SEASON RECAPS:

2024 (15/17): Saw action in 15 games with seven starts at cornerback and ranked second on the team with 12 tackles for loss, which tied for the most among NFL defensive backs in 2024. Posted 50 tackles, a sack, four quarterback pressures and a pass defended. Was inactive for two contests. Tied for the team lead in passes defended once in 2024 (at LAC).

- At Chicago (9/8), saw significant action as a reserve at nickelback and posted five tackles, including a team-best and career-high three tackles for loss. Teamed with Harold Landry III to drop Gerald Everett for a one-yard loss on a short pass in the opening stanza. Stuffed D'Andre Swift for a four-yard loss on a rush off left guard late in the second quarter. Stonewalled DJ Moore for a one-yard loss on a short pass late in the final stanza.
- Against N.Y. Jets (9/15), played as a reserve as the nickel and collected three tackles, including a stop for loss and a quarterback pressure. Read the run and stonewalled Breece Hall for a six-yard loss on a carry off left end in the fourth quarter.
- Against Indianapolis (10/13), made his first start of the season as the nickelback and registered four tackles. Combined with Ernest Jones IV to stuff Trey Sermon for no gain on a rush off right tackle in the fourth quarter.
- At Detroit (10/27), played as a reserve as the nickelback and amassed three tackles, including a sack, another stop for loss and a quarterback pressure. Dropped Jared Goff for a 13-yard sack in the opening quarter.

Combined with Arden Key to stop Craig Reynolds for a two-yard loss on a third-and-five rush in the final stanza.

- Against New England (11/3), started at nickelback and totaled three tackles, including a stop for loss. Combined with Jack Gibbens to stop Hunter Henry for no gain on a short pass in the third stanza. Stonewalled DeMario Douglas for a one-yard loss on a short pass in the fourth quarter.
- At L.A. Chargers (11/10), started at nickelback and posted three tackles, including a stop for loss and a pass defended. Stonewalled Jalen Reagor for a three-yard loss on a rush off right end early in the second quarter. Forced the Chargers to settle for a field goal by breaking up a deep third-and-five pass intended for Will Dissly in the end zone in the second quarter.
- Against Minnesota (11/17), played as a reserve at cornerback and tallied four tackles, including a stop for loss. Combined with Harold Landry III to stonewall Jordan Addison for a two-yard loss on a short pass in the second quarter.
- At Houston (11/24), saw significant action as a reserve as the nickelback and finished second on the squad with six tackles, including two stops for loss and a quarterback pressure. Stuffed Joe Mixon for a three-yard loss on a short pass in the first quarter. Stopped Cade Stover for a four-yard loss on a short pass in the final stanza.
- At Washington (12/1), started at nickelback and recorded eight tackles before exiting the contest in the third quarter with an injury. Combined with Jeffery Simmons to stuff Brian Robinson Jr. for no gain on a rush off right tackle late in the first quarter.
- At Jacksonville (12/29), started at cornerback and totaled four tackles, including a stop for loss and a quarterback pressure. Stuffed Tank Bigsby for a one-yard loss on a rush up the middle in the second quarter.

2023 (15/11): Played in 15 games with 11 starts at cornerback and finished third on the team with 86 tackles. Posted two sacks, an interception, four quarterback pressures, seven stops for loss, six passes defended and a forced fumble. Was inactive for two contests. Led or tied for the team lead in sacks twice in 2023 (at CLE, at IND). Tied for the team lead in passes defended four times in 2023 (at TB, vs. CAR, at MIA, vs. JAX).

- At Cleveland (9/24), played as a reserve at cornerback and finished second on the team with 10 tackles, including his first career sack and two quarterback pressures. Combined with Azeez Al-Shaair to stonewall Jerome Ford for no gain on a rush off left guard in the opening stanza. Posted his first career sack by dropping Deshaun Watson for an eight-yard loss in the third stanza.
- At Indianapolis (10/8), started at cornerback and recorded eight tackles, a sack and a forced fumble. Dropped Anthony Richardson for a sack and forced a fumble that went out of bounds for a 17-yard loss in the second quarter. Combined with Kevin Byard to stop Zack Moss for no gain on a rush up the middle in the final quarter.
- At Tampa Bay (11/12), collected five tackles and his first interception of the season. Halted the Buccaneers' opening drive by intercepting a Baker Mayfield deep pass intended for Deven Thompkins on third-and-15.
- At Miami (12/11), notched seven tackles with a pass defended. Helped limit the NFL's top-ranked passing offense to 208 net yards. Stuffed Raheem Mostert for no gain on a rush off right end in the first stanza. Halted a Dolphins' drive by breaking up a pass intended for DeVon Achane on third-and-seven late in the second quarter.
- Against Houston (12/17), tallied seven tackles, including a stop for loss and a pass defended. Combined with Jack Gibbens to stuff Devin Singletary for a one-yard loss on a rush off left end in the third quarter. Forced the Texans' to settle for a field goal by breaking up a pass



intended for Noah Brown on third-and-nine in the third quarter.

- At Houston (12/31), recorded seven tackles, including two stops for loss. Stopped Devin Singletary for no gain on a short pass in the second quarter. Combined with Azeez Al-Shaair to stuff Nico Collins for a two-yard loss on a short pass late in the second stanza. Teamed with Al-Shaair to stonewall Dameon Pierce for a one-yard loss on a rush off left end in the fourth quarter.
- Against Jacksonville (1/7), collected nine tackles and a pass defended. Broke up a pass intended for Calvin Ridley late in the third quarter.

2022 (17/17): Started all 17 games at cornerback as a rookie and ranked third on the team with 85 tackles. Finished second on the squad with eight passes defended. Registered an interception, two stops for loss and a quarterback pressure. Was one of three players on the team to start all 17 games, and he became the first Titans rookie cornerback since 2017 to start every game. Led or tied for the team lead in tackles three times in 2022 (at BUF, vs. LV, at IND). Led or tied for the team lead in passes defended three times in 2022 (vs. LV, at LAC, at JAX).

- Against N.Y. Giants (9/11), made his NFL debut as a starter at cornerback and posted two tackles.
- At Buffalo (9/19), started at cornerback and led the team with a career-best 11 tackles. Stuffed Zach Moss for no gain on a rush off right end in the opening stanza.
- Against Las Vegas (9/25), started at cornerback and led the team with 10 tackles to go along with his first career pass defended. Defended a pass intended for Keelan Cole in the end zone on third-and-10 late in the fourth quarter.
- At Indianapolis (10/2), tied for the team lead with seven tackles, including a stop for loss. Teamed with Kevin Byard to stop Parris Campbell for a two-yard loss on a short pass in the third quarter. Stuffed Nyheim Hines for a three-yard loss on a short pass in the final stanza.
- At Kansas City (11/6), produced eight tackles and collected his first career interception. Teamed with Jeffery Simmons to stuff Clyde Edwards-Helaire for no gain on a rush off right tackle late in the first quarter. Notched his first career interception by picking off a Patrick Mahomes pass intended for Travis Kelce in the third quarter.
- At Green Bay (11/17), registered five tackles, including a stop for loss. Combined with Sam Okuayinonu to stuff Aaron Jones for a four-yard loss on a rush off right end in the third quarter.
- Against Cincinnati (11/27), collected two tackles with a pass defended. Halted a Bengals' drive by breaking up a third-and-six pass intended for Hayden Hurst in the second stanza.
- At L.A. Chargers (12/18), recorded three tackles and a team-high two passes defended. Ended a potential Chargers' scoring drive by catching a Justin Herbert pass and lateraling it to Joshua Kalu before landing out of bounds which resulted in an interception in the end zone right before halftime. Forced a Chargers' punt by breaking up a third-and-eight pass intended for Mike Williams in the third quarter.
- At Jacksonville (1/7), totaled a tackle and a pass defended. Forced the Jaguars to settle for a field goal by breaking up a third-and-three pass intended for Christian Kirk in the end zone on the first play of the fourth quarter.

COLLEGE:

- During four seasons at Auburn, McCreary appeared in 43 games with 23 starts and posted 135 tackles, six interceptions, 35 passes defended, 10 stops for loss, a forced fumble and two fumble recoveries.

- As a senior (2021), started 12 games at cornerback and collected 49 tackles, two interceptions, a sack, two stops for loss and a team-best 16 passes defended. Named a first-team All-America by The Athletic, Associated Press, ESPN and Reese's Senior Bowl. Was a Bednarik Award semifinalist.

- As a junior (2020), started 10 games at cornerback and amassed 45 tackles, three interceptions, seven stops for loss, six passes defended and a forced fumble. Named SEC Academic Honor Roll.

- As a sophomore (2019), played in 13 games with a start at cornerback and posted 36 tackles, an interception, 12 passes defended, a stop for loss and a fumble recovery.

- As a true freshman (2018), saw action in seven games and registered five tackles and a pass defended.

- Graduated with a degree in interdisciplinary studies in August 2021 from Auburn.

PERSONAL:

- Attended Williamson (Mobile, Ala.) High School.
- As a senior (2017), named first-team Class 5A All-State after collecting eight interceptions and more than 100 tackles. Also had more than 2,100 offensive yards and was named Optimist Club Player of the Year.
- Also participated in track and field, basketball and baseball.
- Enjoys bowling and playing golf.
- Has two dogs – Trouble (Boxer) and Ash (Yorkie/Shih Tzu mix).
- Follow McCreary on X at @RogerJamez and on Instagram at @rod_james251.
- Son of Felicia James and has a sister, Tadaisha.
- Born Roger Lee McCreary on Feb. 10, 1999 in Mobile, Ala.

ROGER McCREARY'S GAME-BY-GAME

2022 Tennessee Titans

Date	Opp	W/L	P/S	Tot Solo Asst	Sk - Yds	QBP	TFL	Int - Yds -TD	PD	FF	FR - Yds	SpT
Sept 11	NYG	L	S	2 1 1	0.0 0.0	0	0	0 0 0	0	0	0	0
Sept 19	@ Buf	L	S	11 11 0	0.0 0.0	0	0	0 0 0	0	0	0	0
Sept 25	LV	W	S	10 9 1	0.0 0.0	0	0	0 0 0	0	1	0	0
Oct 2	@ Ind	W	S	7 5 2	0.0 0.0	0	1	0 0 0	0	0	0	0
Oct 9	@ Was	W	S	2 2 0	0.0 0.0	1	0	0 0 0	0	0	0	0
Oct 23	Ind	W	S	5 5 0	0.0 0.0	0	0	0 0 0	1	0	0	0
Oct 30	@ Hst	W	S	6 4 2	0.0 0.0	0	0	0 0 0	0	0	0	0
Nov 6	@ KC	L	S	8 6 2	0.0 0.0	0	0	1 4 0	1	0	0	0
Nov 13	Den	W	S	5 3 2	0.0 0.0	0	0	0 0 0	0	0	0	0
Nov 17	@ GB	W	S	5 4 1	0.0 0.0	0	1	0 0 0	0	0	0	0
Nov 27	Cin	L	S	2 2 0	0.0 0.0	0	0	0 0 0	1	0	0	0
Dec 4	@ Phi	L	S	4 4 0	0.0 0.0	0	0	0 0 0	0	0	0	0
Dec 11	Jax	L	S	5 4 1	0.0 0.0	0	0	0 0 0	0	0	0	0
Dec 18	@ LAC	L	S	3 2 1	0.0 0.0	0	0	0 0 0	2	0	0	0
Dec 24	Hst	L	S	5 4 1	0.0 0.0	0	0	0 0 0	0	0	0	0
Dec 29	Dal	L	S	3 3 0	0.0 0.0	0	0	0 0 0	1	0	0	0
Jan 7	@ Jax	L	S	1 1 0	0.0 0.0	0	0	0 0 0	1	0	0	0
Totals				7-10 17/17	84 70 14	0.0 0.0	1 2 1	4 0 8	0 0 0	0 0 0	0 0 0	0 0 0

2023 Tennessee Titans

Date	Opp	W/L	P/S	Tot Solo Asst	Sk - Yds	QBP	TFL	Int - Yds -TD	PD	FF	FR - Yds	SpT
Sept 10	@ NO	L	p	0 0 0	0.0 0.0	0	0	0 0 0	0	0	0	0
Sept 17	LAC	W	S	6 4 2	0.0 0.0	0	1	0 0 0	0	0	0	0
Sept 24	@ Cle	L	p	10 5 5	1.0 8.0	2	1	0 0 0	0	0	0	0
Oct 1	Cin	W	S	6 4 2	0.0 0.0	0	1	0 0 0	0	0	0	0
Oct 8	@ Ind	L	S	8 7 1	1.0 17.0	1	0	0 0 0	0	1	0	0
Oct 15	Bal	L	p	1 0 1	0.0 0.0	1	0	0 0 0	0	0	0	0
Oct 29	Atl	W	IA									
Nov 2	@ Pit	L	IA									
Nov 12	@ TB	L	S	5 4 1	0.0 0.0	0	0	1 18 0	1	0	0	0

Nov 19	@ Jax	L	S	4 3 1	0.0 0.0	0	0	0 0 0	0	0	0	0
Nov 26	Car	W	p	4 3 1	0.0 0.0	0	1	0 0 0	1	0	0	0
Dec 3	Ind	L	S	5 3 2	0.0 0.0	0	0	0 0 0	0	1	0	0
Dec 11	@ Mia	W	S	7 5 2	0.0 0.0	0	0	0 0 0	0	1	0	0
Dec 17	Hst	L	S	7 7 0	0.0 0.0	0	1	0 0 0	1	0	0	0
Dec 24	Sea	L	S	7 5 2	0.0 0.0	0	0	0 0 0	0	0	0	0
Dec 31	@ Hst	L	S	7 6 1	0.0 0.0	0	2	0 0 0	0	0	0	0
Jan 7	Jax	W	S	9 6 3	0.0 0.0	0	0	0 0 0	0	1	0	0
Totals				6-11 15/11	86 62 24	2.0 25.0	4 7 1	18 0 6	1 0 0	0 0 0	0 0 0	0 0 0

2024 Tennessee Titans

Date	Opp	W/L	P/S	Tot Solo Asst	Sk - Yds	QBP	TFL	Int - Yds -TD	PD	FF	FR - Yds	SpT
Sept 8	@ Chi	L	p	5 4 1	0.0 0.0	0	3	0 0 0	0	0	0	0
Sept 15	NYJ	L	p	3 3 0	0.0 0.0	1	1	0 0 0	0	0	0	0
Sept 22	GB	L	p	2 2 0	0.0 0.0	0	0	0 0 0	0	0	0	0
Sept 30	@ Mia	W	p	1 1 0	0.0 0.0	0	0	0 0 0	0	0	0	0
Oct 13	Ind	L	S	4 2 2	0.0 0.0	0	0	0 0 0	0	0	0	0
Oct 20	@ Buf	L	S	0 0 0	0.0 0.0	0	0	0 0 0	0	0	0	0
Oct 27	@ Det	L	p	3 3 0	1.0 13.0	1	2	0 0 0	0	0	0	0
Nov 3	NE	W	S	3 3 0	0.0 0.0	0	1	0 0 0	0	0	0	0
Nov 10	@ LAC	L	S	3 3 0	0.0 0.0	0	1	0 0 0	1	0	0	0
Nov 17	Min	L	p	4 4 0	0.0 0.0	0	1	0 0 0	0	0	0	0
Nov 24	@ Hst	W	p	6 5 1	0.0 0.0	1	2	0 0 0	0	0	0	0
Dec 1	@ Was	L	S	8 5 3	0.0 0.0	0	0	0 0 0	0	0	0	0
Dec 8	Jax	L	IA									
Dec 15	Cin	L	IA									
Dec 22	@ Ind	L	p	1 1 0	0.0 0.0	0	0	0 0 0	0	0	0	0
Dec 29	@ Jax	L	S	4 4 0	0.0 0.0	1	1	0 0 0	0	0	0	0
Jan 5	Hst	L	S	3 3 0	0.0 0.0	0	0	0 0 0	0	0	0	0
Totals				3-14 15/7	50 43 7	1.0 13.0	4 12 0	0 0 1	0 0 0	0 0 0	0 0 0	0 0 0

ROGER McCREARY'S NFL STATISTICS

REGULAR SEASON

Year	Team	GP	GS	Tot	Solo	Asst	Sk	Yds	QBP	TFL	No	Yds	Lg	TD	PD	FF	FR	Yds	SpT
2022	Tennessee	17	17	84	70	14	0.0	0.0	1	2	1	4	4	0	8	0	0	0	0
2023	Tennessee	15	11	86	62	24	2.0	25.0	4	7	1	18	18	0	6	1	0	0	0
2024	Tennessee	15	7	50	43	7	1.0	13.0	4	12	0	0	0	0	1	0	0	0	0
NFL Totals		47	35	220	175	45	3.0	38.0	9	21	2	22	18	0	15	1	0	0	0

Single-Game Highs

Tackles - 11 at Buffalo (9/19/22)

Interceptions - 1 (Twice, last at Tampa Bay 11/12/23)

Sacks - 1 (Three times, last at Detroit 10/27/24)

Quarterback Pressures - 2 at Cleveland (9/24/23)

Tackles for Loss - 3 at Chicago (9/8/24)

Forced Fumbles - 1 at Indianapolis (10/8/23)

Passes Defensed - 2 at L.A. Chargers (12/18/22)



24 JORDAN MIMS

RUNNING BACK • 6'0" • 205 LBS

COLLEGE: FRESNO STATE • ACQUIRED: FREE AGENT - 2025

NFL EXPERIENCE (NFL/TITANS): 2/2 • HOMETOWN: EAST PALO ALTO, CALIF.

GAMES PLAYED/GAMES STARTED: 13/0 (PLAYOFFS: 0/0)



PRO: The Titans signed Jordan Mims prior to 2025 training camp to bring depth to the running backs room and competitiveness to the special teams units. The 6-foot, 205-pound running back has appeared in 13 games with the New Orleans Saints, seeing action in 11 contests in 2024 after spending the majority of his rookie season on the team's practice squad. Mims originally entered the NFL as an undrafted free agent with the Buffalo Bills in 2023. The East Palo Alto, Calif., native played collegiately at Fresno State (2017-22) and gained 4,592 all purpose yards in college.

CAREER HIGHLIGHTS:

- Mims finished his collegiate career ranked highly in several categories in Fresno State program history. His totals for rushing attempts (680) rushing yards (3,290), all-purpose yards (4,592), total touchdowns (45) and 150-yard rushing games (five) all rank in the top five in school annals.

CAREER TRANSACTIONS:

- The East Palo Alto, Calif., native was signed by the Buffalo Bills as an undrafted free agent on May 12, 2023.
- Waived by the Bills on Aug. 29, 2023.
- Signed by the New Orleans Saints to the team's practice squad on Aug. 31, 2023.
- Signed from the team's practice squad to the Saints' active roster on Oct. 14, 2023.
- Waived by the Saints on Oct. 19, 2023.
- Signed by the Saints to the team's practice squad on Oct. 23, 2023.
- Activated to the Saints' active roster from the practice squad standard elevation on Jan. 6, 2024.
- Signed by the Saints to a futures contract on Jan. 9, 2024.
- Released by the Saints on Oct. 26, 2024 and re-signed to the team's practice squad three days later.
- Signed from the team's practice squad to the Saints' active roster on Nov. 2, 2024.
- Waived by the Saints on May 12, 2025.
- Signed by the Titans as a free agent on July 17, 2025.

SEASON RECAPS:

2024 (11/0 - New Orleans): Saw action in 11 games and recorded 20 carries for 70 yards. Added 71 yards on 12 receptions and two special teams tackles. Was inactive for six contests. Tied for the team lead in special teams tackles twice (vs. PHI, vs. ATL).

- Against Carolina (9/8), saw action as a reserve at running back and on special teams.
- At Carolina (11/3), racked up a career-high 47 all-purpose yards on five carries, one reception and one kickoff return. Gained 25 yards on a catch.

2023 (2/0 - New Orleans): Spent most of the season on the Saints' practice squad and was signed to the active roster for two games. Saw action in the two contests as a reserve at running back and on special teams. Posted a tackle on special teams.

- At Houston (10/15), made his NFL debut and recorded a stop on special teams.

COLLEGE:

- Appeared in 59 games in six seasons (2017-22) at Fresno State, finishing in the top five in program annals in rushing yards (fourth, 3,290),

rushing touchdowns (tied-third, 37) and all-purpose yardage (fifth, 4,592). Was named first-team All-Mountain West as a senior in 2022.

- As a graduate (2022), started all 14 games and carried the ball 261 times for 1,372 yards and 18 touchdowns. His 18 scores on the ground were the most by a Bulldog since 2009. Posted a career-high 209 yards against Washington State in the Jimmy Kimmel LA Bowl and was named the game's MVP. Named first-team All-Mountain West on Dec. 17.
- As a senior (2021), appeared in all 13 games with two starts. Posted 127 carries for 710 yards with six touchdowns. Added 25 receptions for 324 yards and four scores. Recorded a then-career-best 186 rushing yards against San Diego State on Oct. 30. Named PUBG Mobile New Mexico Bowl Offensive Most Outstanding Player after carrying the ball 29 times for 165 yards and two touchdowns with 71 yards on five receptions and an a score through the air.
- As a redshirt junior (2020), played in all six games with one start. Carried the ball 28 times for 145 yards with a touchdown. Added 10 catches for 92 yards and a touchdown. Named to the Fall Academic All-Mountain West team.
- As a junior (2019), did not play in any games due to injury and redshirted.
- As a sophomore (2018), appeared in 12 games with five starts at running back, recording 436 yards on 113 carries with six touchdowns. Also snared 21 passes for 286 receiving yards with two touchdowns. Named to the Fall Academic All-Mountain West team.
- As a freshman (2017), appeared in all 14 games with three starts at running back. Paced the Bulldogs with 151 carries for 627 rushing yards. Added 143 yards on 14 receptions. Posted a season-high 112 yards on 21 carries at San Diego State on Oct. 21.
- Studied mass communications and journalism-advertising at Fresno State.

PERSONAL:

- Attended Menlo-Atherton (Calif.) High School where he was named the South Bay/Peninsula Offensive Player of the Year of the Bay Area News Group as a senior in 2016. Ran for 2,388 yards and 29 touchdowns as a senior and helped the school win the Central Coast Section Open Division 1 Championship.
- Son of Tenisha Mims.
- Has two brothers, Justin and Jaden.
- Follow Mims on Instagram at @jmims007 and on X at @jmims23.
- Born Jordan Mims on June 16, 1999 in East Palo Alto, Calif.



JORDAN MIMS' GAME-BY-GAME

2023 New Orleans Saints					RUSHING					RECEIVING				
Date	Opp	W/L	P/S		Att	Yds	Avg	Lg	TD	No	Yds	Avg	Lg	TD
Sept 10	Ten	W	PS											
Sept 18	@ Car	W	PS											
Sept 24	@ GB	L	PS											
Oct 1	TB	L	PS											
Oct 8	@ NE	W	PS											
Oct 15	@ HST	L	p		0	0	-	0	0	0	0	-	0	0
Oct 19	Jax	L	NOR											
Oct 29	@ Ind	W	PS											
Nov 5	Chi	W	PS											
Nov 12	@ Min	L	PS											
Nov 26	@ Atl	L	PS											
Dec 3	Det	L	PS											
Dec 10	Car	W	PS											
Dec 17	NYG	W	PS											
Dec 21	@ LAR	L	PS											
Dec 31	@ TB	W	PS											
Jan 7	Atl	W	p		0	0	-	0	0	0	0	-	0	0
Totals		9-8	2/0		0	0	-	0	0	0	0	-	0	0

2024 New Orleans Saints					RUSHING					RECEIVING				
Date	Opp	W/L	P/S		Att	Yds	Avg	Lg	TD	No	Yds	Avg	Lg	TD
Sept 11	Car	W	p		4	11	2.8	5	0	0	0	-	0	0
Sept 15	@ Dal	W	p		0	0	-	0	0	0	0	-	0	0
Sept 22	Phi	L	p		0	0	-	0	0	0	0	-	0	0
Sept 29	@ Atl	L	p		0	0	-	0	0	0	0	-	0	0
Oct 7	@ KC	L	p		0	0	-	0	0	0	0	-	0	0
Oct 13	TB	L	p		1	5	5.0	5	0	2	13	6.5	10	0
Oct 17	Den	L	IA		0	0	-	0	0	0	0	-	0	0
Nov 3	@ Car	L	p		5	13	2.6	6	0	1	25	25.0	25	0
Nov 10	Atl	W	p		2	10	5.0	9	0	1	4	4.0	4	0
Nov 17	Cle	W	p		2	3	1.5	2	0	0	0	-	0	0
Nov 26	Car	L	IA		0	0	-	0	0	0	0	-	0	0
Dec 1	LAR	L	IA		0	0	-	0	0	0	0	-	0	0
Dec 8	@ NYG	W	IA		0	0	-	0	0	0	0	-	0	0
Dec 15	Was	L	IA		0	0	-	0	0	0	0	-	0	0
Dec 23	@ GB	L	p		4	16	4.0	9	0	5	16	3.2	6	0
Dec 29	LV	L	IA		0	0	-	0	0	0	0	-	0	0
Jan 5	@ TB	L	p		2	12	6.0	6	0	3	13	4.3	8	0
Totals		5-12	11/0		20	70	3.5	9	0	12	71	5.9	25	0

JORDAN MIMS' NFL STATISTICS

REGULAR SEASON				RUSHING					RECEIVING				
Year	Team	GP	GS	No	Yds	Avg	Lg	TD	Att	Yds	Avg	Lg	TD
2023	New Orleans	2	0	0	0	-	5	0	0	0	-	0	0
2024	New Orleans	11	0	20	70	3.5	9	0	12	71	5.9	25	0
NFL Totals		13	0	9	12	1.3	5	0	3	41	13.7	25	0

REGULAR SEASON				PUNT RETURNS				KICKOFF RETURNS			
Year	Team	No	FC	Yds	Avg	Lg	TD	No	Yds	Avg	TD
2024	New Orleans	0	0	0	-	0	0	1	19	19.0	0
NFL Totals		0	0	0	-	0	0	1	19	19.0	0

Single-Game Highs

Rushes - 5 at at Carolina (11/3/24)
Rushing Yards - 16 at Green Bay (12/23/24)
Long Rush - 9 (Twice, last at Green Bay 12/23/24)
Receptions - 5 at Green Bay (12/23/24)
Receiving Yards - 25 at Carolina (11/3/24)
Long Reception - 25 at Carolina (11/3/24)

Kickoff Returns - 1 at Carolina (11/3/24)
Kickoff Return Yards - 19 at Carolina (11/3/24)
Long Kickoff Return - 19 at Carolina (11/3/24)

Additional Statistics

Special Teams Tackles - 2 (2024), 1 (2023)



75 DAN MOORE JR.

TACKLE • 6'5" • 315 LBS

COLLEGE: TEXAS A&M • ACQUIRED: UNRESTRICTED FREE AGENT (PIT) - 2025

NFL EXPERIENCE (NFL/TITANS): 5/1 • HOMETOWN: BEAUMONT, TEXAS

GAMES PLAYED/GAMES STARTED: 66/66 (PLAYOFFS: 3/3)



PRO: The Titans signed Dan Moore Jr. during the 2025 offseason to solidify the left tackle position. The 6-foot-5-inch, 315-pounder was selected by the Pittsburgh Steelers in the fourth round of the 2021 NFL Draft and started 66 games at left tackle for the club during his first four NFL campaigns. The Texas A&M product became the first Steelers rookie to start at left tackle since the 1970 AFL-NFL merger.

CAREER HIGHLIGHTS:

- Over the last four seasons (2021-24), Moore Jr. ranks third in the NFL in offensive snaps played by tackles (4,109), trailing only Penei Sewell (4,328) and Jawaan Taylor (4,135).
- In each of Moore's four seasons with the Steelers, running back Najee Harris surpassed 1,000 rushing yards.

TITANS TIDBITS:

- Prior to signing as a free agent with the Titans, Moore Jr. trained with two of his new teammates, Peter Skoronski and JC Latham, in Dallas.

CAREER TRANSACTIONS:

- The Beaumont, Texas, native was selected by the Pittsburgh Steelers in the fourth round (128th overall) of the 2021 NFL Draft.
- Signed by the Titans as an unrestricted free agent on March 13, 2025.

SEASON RECAPS:

2024 (17/17, 1/1 - Pittsburgh): Started all 17 games at left tackle and helped Najee Harris rush for 1,043 yards with six rushing scores. Started at left tackle in the postseason contest.

2023 (16/16, 1/1 - Pittsburgh): Started 16 games at left tackle and played all 951 offensive snaps. Was inactive for one contest. Blocked for Najee Harris to run for 1,000-plus yards on the season, including a season-high 122 yards in Week 17 at Seattle. Helped the Steelers rush offense rank in the top five after Week 9 in rushes (323, 1st), rushing yards (1,452, 2nd), 10-plus yard rushes (39, 4th), first downs by rush (79, 3rd) and rushing touchdowns (13, t-2nd). Started at left tackle in the postseason matchup.

2022 (17/17 - Pittsburgh): Started all 17 regular season games at left tackle while playing all 1,160 offensive snaps. Blocked for Najee Harris to run for 1,000-plus yards for a second consecutive season, including a season-high 111 yards in Week 17 at Baltimore.

2021 (16/16, 1/1 - Pittsburgh): Started all 16 games at left tackle for the Steelers as a rookie and helped open holes for Najee Harris to rush for 1,200 yards. Became one of only two offensive linemen in franchise history to start 16 games their rookie season (Maurkice Pouncey). Was inactive for the regular season finale. Blocked for a 100-yard rusher three times (Week 5 vs. Denver; Week 10 vs. Detroit; Week 17 vs. Cleveland). Started at left tackle in his postseason debut.

COLLEGE:

- Played in 44 games with 37 starts in four seasons at Texas A&M (2017-20). Started at left tackle in the final 36 games of his collegiate career with the Aggies.
- As a senior (2020), named second-team All-SEC after starting all 10 games and logging 691 snaps at left tackle. Was a key part of one of the best offensive lines in the nation as the unit led the SEC in sacks allowed (0.7), tackles for loss allowed (3.8) and yards per carry (5.45). Earned SEC Offensive Lineman of the Week honors for his performance against

the Gamecocks.

- As a junior (2019), started 13 games at left tackle for the Aggies.
- As a sophomore (2018), started all 13 games at left tackle, helping the Aggies gain 5,590 total yards on the season. Was given the Sophomore Academic Award at the team's annual banquet.
- As a true freshman (2017), saw action in all eight games, earning a start at right tackle at Florida.
- Majored in finance at Texas A&M.

PERSONAL:

- Attended Beaumont West Brook Senior High School and was rated a three-star recruit by ESPN, PrepStar and Rivals.
- As a senior (2016), named to the PrepStar All-Midlands Region Team
- Rated the No. 73 offensive guard in the nation, No. 150 in the state of Texas and No. 194 in the Midlands Region.
- Follow Moore on X at @bigg_dan65 and on Instagram at @danmooreii.
- Born Dan Moore Jr. on Sept. 28, 1998 in Beaumont, Texas.

DAN MOORE JR.'S NFL STATISTICS

REGULAR SEASON

Year	Team	GP	GS
2021	Pittsburgh	16	16
2022	Pittsburgh	17	17
2023	Pittsburgh	16	16
2024	Pittsburgh	17	17
NFL Totals		66	66

PLAYOFFS

Year	Team	GP	GS
2021	Pittsburgh	1	1
2023	Pittsburgh	1	1
2024	Pittsburgh	1	1
NFL Totals		3	3

Starts Breakdown:

2021 - LT 16 (Playoffs - LT 1); 2022 - LT 17; 2023 - LT 16 (Playoffs - LT 1); 2024 - LT 17 (Playoffs - LT 1)

Additional Career Statistics

Fumble Recoveries - 1 (2023)




28 KALEL MULLINGS

RUNNING BACK • 6'2" • 226 LBS

COLLEGE: MICHIGAN • ACQUIRED: 6TH ROUND - 2025

NFL EXPERIENCE (NFL/TITANS): ROOKIE • HOMETOWN: BOSTON, MASS.

GAMES PLAYED/GAMES STARTED: 0/0 (PLAYOFFS: 0/0)



PRO: The Titans selected Kalel Mullings in the sixth round of the 2025 NFL Draft. The 6-foot-2-inch, 226-pounder is a big-bodied back with an innate ability to find holes and get upfield. The Boston, Mass., native played five seasons (2020-24) at the University of Michigan where he began his career as a linebacker before transitioning to running back during his junior year.

CAREER HIGHLIGHTS:

- Mullings experienced a breakout year during his final season at Michigan in 2024. He led the team while setting career bests with 948 rushing yards on 185 carries with 12 touchdowns.
- Was part of the 2023 National Championship team. During the championship game, Mullings gained 21 yards on three carries.

TITANS TIDBITS:

- Mullings was a part of an a cappella group all four years of high school at Milton Academy called the Miltones. He can also play the saxophone.
- Mullings is very passionate about traveling. He has visited South Africa, Portugal, Dubai, Shanghai, Morocco, Costa Rica, Trinidad, France, Spain, Belgium, Jamaica and England and hopes to continue to add to this list.
- During his time at the University of Michigan Business School, Mullings fell in love with real estate and sees it as a chance to help society. "In the country right now, there's many housing crises, people always need housing, homeless people as well, and being able to give back in that way and contribute to society in that way would be a blessing."

CAREER TRANSACTIONS:

- The Boston, Mass., native was selected by the Titans in the sixth round (188th overall) of the 2025 NFL Draft.

COLLEGE:

- Mullings played five seasons (2020-24) at Michigan. He began his collegiate career as a linebacker and recorded 27 tackles and one pass defended before transitioning to running back during his junior campaign. He recorded 235 carries for 1,201 yards and 16 touchdowns over his three seasons (2022-24) playing running back. He had a breakout year his final season when he tallied 948 yards on 185 carries with 12 touchdowns.

AS A GRADUATE (2024), appeared in 12 games with four starts at running back. Led the team with 948 yards on 185 carries with 12 touchdowns. Also had six receptions for 35 yards and 74 kickoff return yards. On six occasions, he shared offensive player of the game honors. Was named third team All-Big Ten by the media. Named as the team's Offensive Player of the Year and the co-Bo Schembechler Most Valuable Player.

- Against Fresno State (8/31), led the team with 92 yards on 15 carries. Added 74 yards on three kickoff returns. Shared offensive player of the week honors for his performance.
- Against Arkansas State (9/7), recorded 153 rushing yards on 15 attempts with two touchdowns. Shared offensive player of the week honors for his performance.
- Against Southern California (9/21), posted a career-high 159 rushing yards with two touchdowns on 17 carries. Shared offensive player of the week honors for his performance.
- Against Minnesota (9/28), made his first career start in the backfield and netted 111 rushing yards with two touchdowns on 24 carries. Shared offensive player of the week honors for his performance.

- At Illinois (10/19), totaled 87 yards on 19 rushes with one touchdown. Added one reception for eight yards.
- At Indiana (11/9), ran 10 times for 30 yards with one touchdown. Also caught two passes for eight yards.
- Against Northwestern (11/23), scored a career-high three touchdowns, totaling 92 yards on 12 carries. Shared offensive player of the week honors for his performance.
- At Ohio State (11/30), reached 116 yards on the ground on 32 carries with one touchdown. Shared offensive player of the week honors for his performance.

AS A SENIOR (2023), played in 13 games at running back and contributed on special teams. Recorded 36 rushing attempts for 22 yards with one touchdown. Also had two receptions for 32 yards and returned one kickoff 26 yards. Made two tackles on defense.

- Against Rutgers (9/23), had six carries for 40 yards.
- At Nebraska (9/30), totaled 43 yards on five carries including a 20-yard touchdown run. Shared offensive player of the week honors for his performance.
- At Minnesota (10/7), ran eight times for a then career-high 47 yards. Also had a 13-yard reception.
- Against Iowa (12/2), ran three times for 15 yards in the Big Ten Championship. Also played on special teams.
- Against Alabama (1/1), totaled 25 yards with a six-yard rush and a 19-yard catch in the Rose Bowl/CFP Semifinal.
- Against Washington (1/8), gained 21 yards on three carries in the National Championship game victory.

AS A JUNIOR (2022), appeared in 12 games with one start. Contributed as a linebacker in 10 games and as a running back in three. Totaled 12 tackles on defense. Tallied 14 rushing attempts for 31 yards with three touchdowns. Also recorded one punt return for 22 yards and completed one pass.

- Against Colorado State (9/3), made his first collegiate start and recorded two tackles.
- Against Connecticut (9/17), had one tackle and returned a blocked punt 20 yards.
- At Indiana (10/8), tallied three tackles.
- At Ohio State (11/26), saw snaps at linebacker, on special teams and at running back. Rushed once and completed a 15-yard pass to convert a third down.
- Against Purdue (12/3), carried the ball eight times for 26 yards and one touchdown in the Big Ten Championship. Also played as a linebacker and on special teams, making one tackle.
- Against Texas Christian (12/31), recorded five rushing attempts with a goal-line touchdown in the Fiesta Bowl/CFP Semifinal.

AS A SOPHOMORE (2021), appeared in 13 games as a linebacker and tallied 11 tackles.

- Against Western Michigan (9/4), recorded two tackles.
- Against Northern Illinois (9/18), tallied one tackle.
- Against Rutgers (9/25), recorded a career-high six tackles.

AS A FRESHMAN (2020), appeared in six games on special teams and on defense at linebacker. Had one tackle and one pass defended.

- At Minnesota (10/24), made his college debut and tallied one pass defended.
- Against Wisconsin (11/14), recorded his first career tackle.
- Graduated from Michigan with a degree in business administration and



a minor in real estate in May of 2024.

PERSONAL:

- Attended Milton (Mass.) Academy and selected as a team captain his senior year. Was named Gatorade Player of the Year in the state of Massachusetts.
- Four-star ranking by 247Sports and Rivals.com. Top-rated player in Massachusetts, the 13th-best outside linebacker prospect and the 158th overall prospect in the nation by 247Sports.
- As a senior (2019), gained 371 rushing yards and scored 22 touchdowns. Added 18 receptions for 289 yards and four touchdowns. Additionally, he added two interceptions and two sacks on defense. Led Milton to an 8-1 record and the 2019 league championship.

- Also played basketball and ran track (4x100, 100-meter dash, 200-meter dash and long jump).
- Son of Dale and Calicia Mullings.
- Has one younger brother named Kris.
- Follow Mullings on X and Instagram at @kalelmullings
- Born Kael Anthony Mullings on Oct. 4, 2002 in Boston, Mass.

KALEL MULLINGS’ OFFENSIVE COLLEGE STATISTICS

REGULAR SEASON				RUSHING					RECEIVING				
Year	Team	GP	GS	Att	Yds	Avg	Lg	TD	No	Yds	Avg	Lg	TD
2020	Michigan	6	0	0	0	-	-	0	0	0	-	-	0
2021	Michigan	13	0	0	0	-	-	0	0	0	-	-	0
2022	Michigan	12	1	14	31	2.2	6	3	0	0	-	-	0
2023	Michigan	13	0	36	222	6.2	23	1	2	32	16.0	19	0
2024	Michigan	12	4	185	948	5.1	63	12	6	35	5.8	12	0
Totals		56	5	235	1,201	5.1	63	16	8	67	8.4	19	0
<div><div><div>Single-Game Highs</div><div>Rushing Attempts - 32 at Ohio State (11/30/24) Rushing Yards - 159 vs. Southern California (9/21/24) Rushing Touchdowns - 3 vs. Northwestern (11/23/24) Long Rush - 63 vs. Southern California (9/21/24) Receiving - 2 (Twice, last vs. Northwestern 11/23/24) Receiving Yards - 19 vs. Alabama (1/1/24)</div><div><div>Additional Statistics</div><div>Punt Returns - 1 vs. Connecticut (9/17/22) Punt Return Yards - 22 vs. Connecticut (9/17/22) Kickoff Returns - 3 vs. Fresno State (8/31/24) Kickoff Return Yards - 74 vs. Fresno State (8/31/24) Tackles - 12 (2022); 11 (2021); 1 (2020)</div></div></div></div>													

60 SAM MUSTIPHER

OFFENSIVE LINE • 6'3" • 306 LBS

COLLEGE: NOTRE DAME • ACQUIRED: UNRESTRICTED FREE AGENT (LAC) - 2025

NFL EXPERIENCE (NFL/TITANS): 6/1 • HOMETOWN: OWINGS MILLS, MD.

GAMES PLAYED/GAMES STARTED: 64/43 (PLAYOFFS: 2/1)



PRO: The Titans signed Sam Mustipher as an unrestricted free agent in the 2025 offseason to add depth to the offensive front. The 6-foot-3-inch, 306-pounder has appeared in 64 games with 42 starts at center and one at right guard over his career. Prior to his arrival in Tennessee, the Notre Dame product played for the L.A. Chargers (2024), Baltimore Ravens (2023) and spent four seasons (2019-22) with the Chicago Bears. The Owings Mills, Md., native has also spent time with the Denver Broncos.

CAREER HIGHLIGHTS:

- In 2022, Mustipher anchored a line for the Chicago Bears that blocked for the No. 1 rushing attack in the NFL. He appeared in all 17 games and started 16 of them at center.

TITANS TIDBITS:

- Mustipher's father, Sam Sr., played nose tackle at West Virginia. His brother, P.J., is a defensive lineman for the Arizona Cardinals, who has also spent time with the Denver Broncos, New Orleans Saints and Philadelphia Eagles.

CAREER TRANSACTIONS:

- The Owings Mills, Md., native was originally signed by the Chicago Bears as a rookie free agent on May 2, 2019.
- Waived by the Bears on Aug. 31, 2019 and signed to the team's practice squad one day later.
- Signed by the Bears to a future's contract on Dec. 30, 2019.
- Waived by the Bears on Sept. 5, 2020 and signed to the team's practice squad one day later.
- Signed by the Bears to their active roster from their practice squad on Oct. 14, 2020.
- Signed by the Baltimore Ravens as an unrestricted free agent on May 15, 2023.
- Waived by the Ravens on Aug. 29, 2023 and signed to the team's practice squad one day later.
- Activated from the practice squad to the Ravens active roster standard elevation on Sept. 9, 2023.
- Activated from the practice squad to the Ravens active roster standard elevation on Sept. 16, 2023.
- Signed by the Ravens to their active roster from their practice squad on Sept. 19, 2023.
- Signed by the Denver Broncos as an unrestricted free agent on April 4, 2024.
- Released by the Broncos Aug. 27, 2024.
- Signed by the L.A. Chargers to the team's practice squad on Aug. 29, 2024.
- Activated from the practice squad to the Chargers active roster standard elevation on Sept. 28, 2024.
- Activated from the practice squad to the Chargers active roster standard elevation on Oct. 21, 2024.
- Signed by the Chargers to their active roster from their practice squad on Oct. 29, 2024.
- Signed by the Titans as an unrestricted free agent on April 17, 2025.

SEASON RECAPS:

2024 (12/1, 1/0 - L.A. Chargers): Appeared in 12 games with one start at right guard. Spent five games on the team's practice squad. Played as a reserve on special teams and the offensive line during the postseason contest.

2023 (9/2 - Baltimore): Appeared in nine games with two starts at center during his first season with the Ravens.

2022 (17/16 - Chicago): Saw action in all 17 games with 16 starts at center. Played the second-most offensive snaps on the team. Was on a line that blocked for the No. 1 rushing attack in the NFL that season, averaging 177.3 yards per game and 5.4 yards per carry. The Bears set a franchise record for rushing yards (3,014) that season.

2021 (17/17 - Chicago): Started all 17 games at center and played every offensive snap that season. Allowed only one sack in 1,075 offensive snaps.

2020 (9/7, 1/1 - Chicago): Spent the first five weeks on the Bears' practice squad. Played as a reserve in two games. Was inactive for two games. Started seven games at center. Started at center for the postseason contest. Started every game after the club's Week 11 bye, helping the Bears to Top-10 rankings in rushing touchdowns (10—T-5th), rushing yards per game (144.2—6th), total first downs (147—6th), points scored (181—6th), sacks allowed (11—T-8th) and yards per rush (4.91—8th).

- At Carolina (10/18), made his NFL debut as a reserve on special teams.
- Against New Orleans (11/1), made his first NFL start at center.

2019 (0/0 - Chicago): Spent the entire season on the Bears' practice squad.

COLLEGE:

- Appeared in 46 games with 37 starts over five seasons (2014-18) at Notre Dame. Started 36 consecutive games at center.
- As a graduate (2018), started all 12 games at center. Made his 36th consecutive start against Southern California. Was named a team captain.
- As a senior (2017), started all 13 games at center. Did not surrender a sack or quarterback hit and yielded just six quarterback hurries in 889 offensive snaps. Helped Notre Dame rush for a single-season school record 3,503 yards and a single-season record for rush yards per carry with 6.3 yards per rush.
- As a junior (2016), started all 12 games at center. Part of the offensive line that paved the way for 417.6 total yards per game.
- As a sophomore (2015), played in nine games on special teams and as a reserve offensive lineman.
- As a freshman (2014), was one of four freshman offensive linemen to spend the season on scout team. Did not appear in any games.
- Graduated with a degree in computer science from the College of Engineering at Notre Dame in May 2018.

PERSONAL:

- Attended Good Counsel (Olney, Md.) High School where he played both offensive and defensive line.
- Named to the Maryland Private School all-state squad, Washington Post first-team ALL-MET and USA Today American Family Insurance All-USA D.C. team in 2013.
- Named Montgomery Gazette first-team all-star selection for Montgomery County as both a junior and senior.
- As a junior (2012), helped the Falcons rush for 2,374 yards and capture their fourth-straight WCAC title.
- Follow Mustipher on Instagram and X at @smustipher53.
- Born Sam Mustipher on Aug. 13, 1996 in Owings Mills, Md.



SAM MUSTIPHER'S NFL STATISTICS

REGULAR SEASON

Year	Team	GP	GS
2020	Chicago	9	7
2021	Chicago	17	17
2022	Chicago	17	16
2023	Baltimore	9	2
2024	L.A. Chargers	12	1
NFL Totals		64	43

PLAYOFFS

Year	Team	GP	GS
2020	Chicago	1	1
2024	L.A. Chargers	1	0
NFL Totals		2	1

Starts Breakdown:

2021 - C 7; 2021 - C 17; 2022 - C 16; 2023 - C 2; 2024 - RG 1

89 THOMAS ODUKOYA

TIGHT END • 6'6" • 253 LBS

COLLEGE: EASTERN MICHIGAN • ACQUIRED: FREE AGENT -2022

NFL EXPERIENCE (NFL/TITANS): 2/2 • HOMETOWN: ALMERE, NETHERLANDS

GAMES PLAYED/GAMES STARTED: 3/0 (PLAYOFFS: 0/0)



PRO: The Titans signed Thomas Odukoya (OH-due-COY-ah) as an undrafted free agent following the 2022 NFL Draft as part of the NFL's International Player Pathway program. The 6-foot-6-inch, 253-pounder made his NFL debut at Buffalo after spending the 2022 and 2023 seasons on the Titans' practice squad. The Almere, Netherlands native appeared in 40 games with 30 starts over four seasons at Eastern Michigan (2018-21), recording 21 career catches for 194 yards and four touchdowns.

CAREER TRANSACTIONS:

- The Almere, Netherlands, native was originally signed by the Titans as an undrafted free agent on May 3, 2022.
- Waived by the Titans on Aug. 30, 2022 and signed to the team's practice squad a day later.
- Signed by the Titans to a future contract on Jan. 10, 2023.
- Waived by the Titans on Aug. 29, 2023 and signed to the team's practice squad a day later.
- Signed by the Titans to a future contract on Jan. 8, 2024.
- Waived by the Titans on Nov. 2, 2024 and signed to the team's practice squad three days later.
- Activated from the practice squad to the active roster standard elevation on Dec. 7, 2024.
- Activated from the practice squad to the active roster standard elevation on Dec. 14, 2024.

SEASON RECAPS:

2024 (3/0): Played as a reserve in three games. Was inactive for six contests. Spent seven games on the team's practice squad. Was not on the roster for one contest. Made his NFL debut at Buffalo (10/20/24).
• At Buffalo (10/20), played as a reserve on special teams in his first career NFL contest.
• Against Jacksonville (12/8), saw action as a reserve on special teams.
• Against Cincinnati (12/15), played as a reserve at tight end and on special teams.

2023 (0/0): Spent the entire season on the Titans' practice squad.

2022 (0/0): Spent the entire season on the Titans' practice squad.

COLLEGE:

- As a graduate (2021), started all 13 games and recorded career-best marks in receptions (13), receiving yards (130), and tied his career-high mark with two receiving scores. Caught a season-long 18-yard pass. Earned third-team All-MAC recognition.
- As a senior (2020), started all six games and recorded five receptions for 48 yards with two touchdowns. Caught a career-long 20-yard pass. Was named a team captain. Was a semifinalist for the Campbell Trophy and named to the John Mackey Award watch list for the second consecutive year. Selected to wear jersey No. 2, a program honor bestowed upon the most deserving pass catcher.
- As a junior (2019), appeared in all 13 games and made seven starts. Logged three receptions for 16 yards and named to the John Mackey Award watch list.
- As a redshirt sophomore (2018), saw action in eight games and made four starts.
- As a redshirt (2017), transferred to Eastern Michigan from Garden City (Kan.) Community College and appeared in the season opener but suffered a season-ending injury causing him to redshirt.

- As a freshman (2016), played one season at West Hills-Coalinga junior college where he was named all-conference after collecting 15 receptions for 184 yards and two touchdowns.
- Graduated in December 2020 with a degree in sport management from Eastern Michigan.

PERSONAL:

- Attended Helen Parkhurst (Netherlands) High School where he was a three-year captain and named the Dutch National MVP after recording 22 sacks.
- Awarded jersey No. 2 at Eastern Michigan, which is given to a player "the entire community could rally around," and according to Odukoya's head coach at Eastern Michigan, Chris Creighton, he is "a person that the entire program respects and admires."
- Son of Michael Odukoya and Lisette Blankestijn.
- Has one brother, Jayden, and three sisters, Tobi, Florine, and Robyn
- Follow Thomas on X and Instagram at @thomaso_.
- Born Thomas Ayodele Odukoya on May 5, 1997 in Almere, Netherlands.



THOMAS ODUKOYA'S GAME-BY-GAME

2024 Tennessee Titans

2024 Tennessee Titans				RECEIVING				
Date	Opp.	W/L	P/S	No	Yds	Avg	Lg	TD
Sept 8	@ Chi	L	IA					
Sept 15	NYJ	L	IA					
Sept 22	GB	L	IA					
Sept 30	@ Mia	W	IA					
Oct 13	Ind	L	IA					
Oct 20	@ Buf	L	p	0	0	-	0	0
Oct 27	@ Det	L	IA					
Nov 3	NE	W	NOR					
Nov 10	@ LAC	L	PS					
Nov 17	Min	L	PS					
Nov 24	@ Hst	W	PS					

Dec 1	@ Was	L	PS						
Dec 8	Jax	L	p	0	0	-	0	0	
Dec 15	Cin	L	p	0	0	-	0	0	
Dec 22	@ Ind	L	PS						
Dec 29	@ Jax	L	PS						
Jan 5	Hst	L	PS						
Totals		3-14	3/0	0	0	-	0	0	

THOMAS ODUKOYA'S NFL STATISTICS

REGULAR SEASON

Year	Team	GP	GS	RECEIVING					RUSHING				
				No	Yds	Avg	Lg	TD	Att	Yds	Avg	Lg	TD
2022	Tennessee	0	0										
2023	Tennessee	0	0										
2024	Tennessee	3	0	0	0	-	0	0	0	0	-	0	0
NFL Totals		3	0	0	0	-	0	0	0	0	-	0	0




61 JOHN OJUKWU

OFFENSIVE LINEMAN • 6'5" • 309 LBS

COLLEGE: BOISE STATE • ACQUIRED: FREE AGENT - 2023

NFL EXPERIENCE (NFL/TITANS): 2/2 • HOMETOWN: BOISE, IDAHO

GAMES PLAYED/GAMES STARTED: 14/7 (PLAYOFFS: 0/0)



PRO: The Titans signed John Ojukwu as a rookie free agent following the 2023 NFL Draft. The 6-foot-5-inch, 309-pound offensive lineman brings size and power to the position. The Boise, Idaho native has played in 14 games with seven starts during his first two NFL seasons.

CAREER HIGHLIGHTS:

- Ojukwu ended his Boise State career with 43 consecutive starts. He was named a team captain and All-Mountain West first team selection his senior year.

TITANS TIDBITS:

- As a junior in high school, Ojukwu weighed only 185 pounds. Knowing that he needed to gain weight to have a chance in college, he ate large amounts of food and constantly worked out. He gained close to 100 pounds in nine months with a diet that included a daily gallon of milk and sometimes whole pizzas.
- In high school, Ojukwu interned for Boise State University's sports performance department.

CAREER TRANSACTIONS:

- The Boise, Idaho native was signed by the Titans as a rookie free agent on May 12, 2023.
- Waived by the Titans on Aug. 29, 2023 and signed to the team's practice squad the next day.
- Signed by the Titans to the active roster from the practice squad on Dec. 23, 2023.
- Waived by the Titans on Oct. 8, 2024 and signed to the team's practice squad two days later.
- Signed by the Titans to the active roster from the practice squad on Oct. 26, 2024.

SEASON RECAPS:

2024 (11/4): Played in 11 games with four starts, including a start at right tackle and three starts as an extra tight end. Was inactive for four contests. Spent two weeks on the team's practice squad.

- At Detroit (10/27), rotated in at right tackle and helped open holes for Titans' rushers to gain 158 yards on the ground.
- Against Houston (1/5), started for the first time at right tackle.

2023 (3/3): Started the final three games at jumbo tight end as a rookie. Spent the first 14 games on the team's practice squad. Made his NFL debut and his first career start against Seattle (12/24/23).

- Against Seattle (12/24), started as a jumbo tight end in his first career NFL contest.
- At Houston (12/31), started at jumbo tight end.
- Against Jacksonville (1/7), started at jumbo tight end and helped block for Titans' ball carriers to gain 175 yards on the ground, including a season-high 153 rushing yards by Derrick Henry.

COLLEGE:

- Played in 56 games with 51 starts over six seasons (2017-22) at Boise State. He made 18 starts as a right tackle during his first two seasons before transitioning to left tackle to start 33 games in his final three seasons. Ended his career with 43 consecutive starts.
- As a graduate (2022), Ojukwu was the only Bronco to start all 14 games on offense. He allowed zero sacks, had zero false starts and zero holding penalties. Was named a team captain and selected to the All-Mountain West First Team.

- As a senior (2021), started all 12 games at left tackle. Was named to the All-Mountain West First Team.
- As a junior (2020), started all seven games at left tackle. Was named to the All-Mountain West Second Team.
- As a sophomore (2019), started all 11 games at right tackle. Provided protection for a Bronco offense that ranked 14th in the country in scoring (36.8 ppg).
- As a redshirt freshman (2018), appeared in 12 games, making seven starts at right tackle. Part of a Bronco line that produced a 1,000-yard rusher for the 10th-straight season. Provided protection at right tackle for Mountain West Player of the Year Brett Rypien, as the Bronco passing offense ranked 18th in the country (292.0 ypg).
- As a freshman (2017), redshirted.
- Graduated with a degree in kinesiology from Boise State in December 2022.

PERSONAL:

- Attended Boise State (Idaho) High School and became a varsity starter as a sophomore, playing both ways as an offensive tackle and defensive lineman. Also lettered in wrestling and track.
- Earned first-team All-State and All-Conference honors as a senior in 2016. Rated a three-star recruit according to Scout and 247sports.
- Played in the East-West Shrine All-Star game following his senior season.
- Siblings are Elizabeth and Robbie.
- Follow Ojukwu on X at @ojukwu1john and on Instagram at @ojukwujoh.
- Born John Francis Chudi Ojukwu on Jan. 9, 1999 in Atlanta, Ga.

JOHN OJUKWU'S NFL STATISTICS

REGULAR SEASON

Year	Team	GP	GS
2023	Tennessee	3	3
2024	Tennessee	11	4
NFL Totals		14	7

Starts Breakdown:

2023 - TE 3; 2024 - TE 3, RT 1




85 CHIG OKONKWO

TIGHT END • 6'3" • 238 LBS

COLLEGE: MARYLAND • ACQUIRED: 4TH ROUND - 2022

NFL EXPERIENCE (NFL/TITANS): 4/4 • HOMETOWN: POWDER SPRINGS, GA.

GAMES PLAYED/GAMES STARTED: 51/30 (PLAYOFFS: 0/0)



PRO: The Titans selected Chig Okonkwo ("CHIGG oh-KAHN-kwoh") in the fourth round (143rd overall) of the 2022 NFL Draft to bring both receiving athleticism and blocking ability to the tight ends unit. In his first three seasons, Okonkwo played in 51 games with 30 starts and registered 1,457 yards on 138 receptions with six touchdowns. The Powder Springs, Ga., native appeared in 37 games with 20 starts over four seasons (2018-21) at Maryland and caught 77 passes for 717 yards and eight touchdowns.

CAREER HIGHLIGHTS:

- As a rookie in 2022, Okonkwo was named to the Pro Football Writers of America All-Rookie team. He saw action in all 17 games and totaled 32 receptions for 450 yards with three touchdowns. His yardage total ranked second on the team and established a new record for franchise rookie tight ends.
- In 2021, Okonkwo's 52 receptions ranked second-most by a tight end in a single season in Maryland history, behind only Frank Wycheck (58; 1990). Okonkwo's 447 receiving yards were the most by a Terps tight end since Vernon Davis (871; 2005).

TITANS TIDBITS:

- Okonkwo's father, Charlton, passed away of a heart attack when Okonkwo was 15. According to his mother, Isioma, who emigrated from Nigeria, "In our culture, the boys, even if they're young or not, they're always considered more important. When my husband passed, the people who came let him know that he's the man and now he has the responsibility to take care of his mom and his sisters." According to Okonkwo, "In our culture, [being] the man in the house is a really big deal. As the only male, I was the one giving my mom support."
- Okonkwo is a cat lover and has a feline named Sage.
- Okonkwo and his two sisters played tennis growing up at the encouragement of their father. Okonkwo played from the time he was five or six until he was 12.
- He was a member of the Big Ten's Anti-Hate and Anti-Racism Coalition.
- In his free time, Okonkwo enjoys watching anime.

CAREER TRANSACTIONS:

- The Powder Springs, Ga., native was selected by the Titans in the fourth round (143rd overall) of the 2022 NFL Draft.

SEASON RECAPS:

2024 (17/11): Played in all 17 games with 11 starts at tight end and ranked second on the team with 52 receptions and third on the squad with 479 receiving yards. Hauled in two receiving touchdowns. Rushed once for 17 yards. Registered four special teams tackles. Posted his third consecutive season to begin his career with 17 games played. Led the team in receiving yards twice in 2024 (at BUF, at IND). Led or tied for the team lead in receptions three times in 2024 (vs. CIN, at IND, at JAX). Tied for the team lead in special teams tackles once in 2024 (at JAX).

- At Chicago (9/8), started at tight end and snared two catches for 15 yards with a touchdown. Posted a special teams tackle on coverage units. Gave the Titans a 17-0 advantage with a leaping 17-yard touchdown grab in the second stanza.
- Against N.Y. Jets (9/15), started at tight end and hauled in three receptions for 16 yards. Reached the 1,000-yard receiving mark for his career (1,009), becoming the franchise's 15th tight end to reach the plateau.
- At Buffalo (10/20), played as a reserve at tight end and snared four

receptions for a team-best 50 receiving yards. Reached the 100-reception mark for his career. Posted a special teams tackle on coverage units. Kickstarted the Titans' touchdown drive with a 26-yard grab late in the opening stanza.

- Against New England (11/3), started at tight end and collected three receptions for 38 yards. Caught a 21-yard pass in the third quarter to set up a first-and-goal.
- At Houston (11/24), started at tight end and hauled in a 70-yard touchdown. Set a career high for receiving yards in a game. Gave the Titans a 30-27 lead by hauling in a pass from Will Levis and sprinting 70 yards for a touchdown in the final stanza.
- Against Cincinnati (12/15), started at tight end and led the team with a then career-best eight receptions for 59 yards. Set up the Titans' second touchdown by drawing a 27-yard pass interference penalty at the Bengals' two-yard line in the first quarter.
- At Indianapolis (12/22), started at tight end and led the team with nine receptions and 81 receiving yards, establishing career highs in both categories. Hauled in a two-point conversion late in the fourth quarter.
- At Jacksonville (12/29), started at tight end in his 50th career regular season game and tied for the team lead with five receptions for 42 yards. With 22 receptions over a three-game stretch, tied the franchise record among tight ends (since 1970) for the most receptions in a three-game span. Rushed once for a career-long 17 yards. Tied for the team lead with a special teams stop on coverage units. Kept the Titans' touchdown drive alive with an 18-yard grab on third-and-two in the third quarter.

2023 (17/11): Played in all 17 games with 11 starts at tight end and ranked second on the team with 54 receptions and 528 receiving yards with a touchdown. Rushed twice for six yards. Collected a special teams tackle. Led or tied for the team lead in receptions four times in 2023 (vs. LAC, vs. ATL, vs. CAR, vs. SEA). Led the team in receiving yards once in 2023 (vs. SEA).

- Against L.A. Chargers (9/17), tied for the team lead with four catches for 35 yards. Snared a 20-yard reception during the Titans' second touchdown drive in the third quarter.
- At Indianapolis (10/8), started at tight end and hauled in five passes for 33 yards. Hauled in a six-yard pass on third-and-two during the Titans' opening scoring drive in the first quarter.
- Against Atlanta (10/29), started at tight end and tied for the team lead with four receptions for 23 yards. Kept the Titans' second touchdown drive alive with a four-yard catch on third-and-one in the second stanza. Took a handoff and rushed for four yards and a first down on third-and-one in the second quarter. Extended the Titans' final touchdown drive with a 10-yard grab on third-and-four in the final stanza.
- Against Carolina (11/26), saw action as a reserve at tight end and tied for the team lead with four receptions for 45 yards. Posted a special teams tackle on coverage units. Helped set up the Titans' first touchdown with a 25-yard grab down to the Panthers' one-yard line.
- Against Indianapolis (12/3), started at tight end and caught three passes for 62 yards. Set up the Titans' first touchdown of the afternoon with a 39-yard catch to the Colts' 22-yard line in the opening quarter.
- At Miami (12/11), snared five passes for 46 yards. Converted a third-and-four with a seven-yard catch during a Titans' touchdown drive in the fourth quarter. Helped set up the Titans' game-winning touchdown with a 16-yard reception late in the final stanza.
- Against Seattle (12/24), led the team with a career-high-tying six receptions and 63 receiving yards with his first touchdown of the season. Gave the Titans a 7-0 lead with a 12-yard touchdown catch from Derrick Henry early in the second quarter.



- Against Jacksonville (1/7), collected two receptions for 36 yards. Hauled in a 21-yard reception down to the Jaguars' 32-yard line during the Titans' opening scoring drive in the first quarter. Extended the Titans' third touchdown drive with a 15-yard grab on third-and-one in the second stanza.

2022 (17/8): Named to the Pro Football Writers of America All-Rookie team. Played in all 17 games with eight starts and set a franchise rookie tight end record and ranked second on the team with 450 receiving yards. Ranked fifth on the squad with 32 receptions. Added three receiving touchdowns. Tied for fifth on the team with seven special teams tackles. Rushed three times for two yards. Okonkwo was one of the NFL's most productive tight ends during the second half of his rookie season. From Week 9 through the end of the season, his 398 receiving yards ranked fifth in the NFL among tight ends. Led or tied for the team lead in receptions three times in 2022 (at PHI, vs. JAX, at LAC). Led the team in receiving yards four times in 2022 (at IND, at KC, at PHI, at JAX). Led or tied for the team lead in special teams tackles twice in 2022 (at PHI, vs. HST).

- Against N.Y. Giants (9/11), made his NFL debut as a reserve at tight end and registered his first career reception for 11 yards in the fourth quarter.
- At Indianapolis (10/2), made his first career start at tight end and led the team with 38 receiving yards on three catches, including his first career touchdown grab. Set up the Titans' second touchdown with a 23-yard grab down the left sideline. Increased the Titans' lead to 24-3 with an eight-yard touchdown grab over the middle in the second quarter. Sealed the victory with a seven-yard grab on third-and-four late in the fourth quarter allowing the Titans to run out the clock.
- At Kansas City (11/6), started at tight end and led the team with 48 receiving yards. Snared a reception on a tight end screen and raced 48 yards on the Titans' first play from scrimmage. Helped flip field position by keeping a 57-yard punt out of the end zone that was then downed at the Kansas City three-yard line late in the second quarter.
- Against Denver (11/13), started at tight end and snared a 41-yard reception. Extended the Titans' final scoring drive with a 41-yard catch-and-run reception to the Broncos' 20-yard line on third-and-four in the fourth quarter.
- At Philadelphia (12/4), led the team with four receptions and 68 receiving yards. Tied for the team lead with two special teams tackles on coverage units. Set up a Titans' field goal with a 41-yard catch-and-run reception in the second quarter.
- Against Jacksonville (12/11), played as a reserve at tight end and led the team with six catches for 45 yards with a touchdown. Gave the Titans' a 14-7 lead with a 10-yard touchdown reception late in the first quarter. Snared a two-point conversion in the fourth quarter.
- At L.A. Chargers (12/18), started at tight end and tied for the team lead with four receptions for 54 yards. Registered a special teams tackle. Set up the Titans' final touchdown with a 28-yard reception down to the Chargers' 21-yard line in the fourth quarter.
- At Jacksonville (1/7), started at tight end and tied for the team lead with four catches for a team-best 42 receiving yards with a touchdown. Extended the Titans' opening scoring drive with a 10-yard grab on third-and-two in the first stanza. Gave the Titans a 10-0 advantage with a 21-yard touchdown with an over-the-shoulder grab in the end zone in the second quarter.

COLLEGE:

- In four seasons at Maryland (2018-21), Okonkwo appeared in 37 games with 20 starts and tallied 77 receptions for 717 yards and eight touchdowns, and added three carries for 72 yards and three scores, including a career-long rush of 54 yards. Did not play during the 2020

season because of myocarditis due to COVID.

- As a senior (2021), started all 13 games and posted career-high marks with 52 catches for 447 yards and a team-leading five touchdowns. His 52 receptions ranked second-most by a tight end in a single season in Maryland history behind only Frank Wycheck (58; 1990), and his 447 receiving yards were the most by a Terps tight end since Vernon Davis (871; 2005).
- As a junior (2020), sat out the season with myocarditis due to COVID.
- As a sophomore (2019), appeared in all 12 games with three starts and tallied 19 catches for 201 yards and two touchdowns. Ranked second on the squad in receptions and third on the team in receiving yards.
- As a freshman (2018), saw action in 12 contests and made four starts. Amassed six catches for 69 yards and a score, and rushed three times for 72 yards and three touchdowns, including a career-long rush of 54 yards.
- Graduated from Maryland in May 2021 with a degree in kinesiology and also pursued a graduate degree in technology entrepreneurship.

PERSONAL:

- Attended Hillgrove (Ga.) High School where he was a consensus three-star recruit.
- Also competed in basketball and track and field (triple jump).
- He has two older sisters.
- Son of the late Charlton and Isioma Okonkwo.
- Follow Okonkwo on Instagram at @Chig and on X at @ChigTweets.
- Born Chigoziem Charlton Okonkwo on Sept. 8, 1999 in Powder Springs, Ga.

CHIG OKONKWO'S GAME-BY-GAME

2022 Tennessee Titans

2022 Tennessee Titans				RECEIVING				
Date	Opp.	W/L	P/S	No	Yds	Avg	Lg	TD
Sept 11	NYG	L	p	1	11	11.0	11	0
Sept 19	@ Buf	L	p	0	0	-	0	0
Sept 25	LV	W	p	0	0	-	0	0
Oct 2	@ Ind	W	S	3	38	12.7	23	1
Oct 9	@ Was	W	p	0	0	-	0	0
Oct 23	Ind	W	S	0	0	-	0	0
Oct 30	@ Hst	W	p	1	3	3.0	3	0
Nov 6	@ KC	L	S	1	48	48.0	48	0
Nov 13	Den	W	S	1	41	41.0	41	0
Nov 17	@ GB	W	S	1	31	31.0	31	0
Nov 27	Cin	L	p	3	35	11.7	17	0
Dec 4	@ Phi	L	p	4	68	17.0	41	0
Dec 11	Jax	L	p	6	45	7.5	15	1
Dec 18	@ LAC	L	S	4	54	13.5	28	0
Dec 24	Hst	L	p	1	10	10.0	10	0
Dec 29	Dal	L	S	3	24	8.0	12	0
Jan 7	@ Jax	L	S	3	42	14.0	21ft	1
Totals		7-10	17/8	32	450	14.1	48	3

2023 Tennessee Titans

2023 Tennessee Titans				RECEIVING					
Date		Opp.	W/L	P/S	No	Yds	Avg	Lg	TD
Sept 10	@	NO	L	S	0	0	-	0	0
Sept 17		LAC	W	S	4	35	8.8	20	0
Sept 24	@	Cle	L	S	3	7	2.3	6	0
Oct 1		Cin	W	p	3	29	9.7	13	0
Oct 8	@	Ind	L	S	5	33	6.6	11	0
Oct 15		Bal	L	p	2	18	9.0	11	0
Oct 29		Atl	W	S	4	23	5.8	12	0
Nov 2	@	Pit	L	S	3	28	9.3	12	0
Nov 12	@	TB	L	S	3	27	9.0	15	0
Nov 19	@	Jax	L	p	1	6	6.0	6	0

Nov 26	Car	W	p	4	45	11.3	25	0
Dec 3	Ind	L	S	3	62	20.7	39	0
Dec 11	@ Mia	W	p	5	46	9.2	16	0
Dec 17	Hst	L	S	3	36	12.0	22	0
Dec 24	Sea	L	S	6	63	10.5	17	1
Dec 31	@ Hst	L	S	3	34	11.3	21	0
Jan 7	Jax	W	p	2	36	18.0	21	0
Totals		6-11	17/11	54	528	9.8	39	1

2024 Tennessee Titans

2024 Tennessee Titans				RECEIVING				
Date	Opp.	W/L	P/S	No	Yds	Avg	Lg	TD
Sept 8	@ Chi	L	S	2	15	7.5	17t	1
Sept 15	NYJ	L	S	3	16	5.3	8	0
Sept 22	GB	L	p	2	15	7.5	8	0
Sept 30	@ Mia	W	S	1	5	5.0	5	0
Oct 13	Ind	L	p	3	6	2.0	5	0
Oct 20	@ Buf	L	p	4	50	12.5	26	0
Oct 27	@ Det	L	p	2	14	7.0	18	0
Nov 3	NE	W	S	3	38	12.7	21	0
Nov 10	@ LAC	L	p	1	14	14.0	14	0
Nov 17	Min	L	S	2	19	9.5	12	0
Nov 24	@ Hst	W	S	1	70	70.0	70t	1
Dec 1	@ Was	L	p	3	27	9.0	14	0
Dec 8	Jax	L	S	3	8	2.7	10	0
Dec 15	Cin	L	S	8	59	7.4	12	0
Dec 22	@ Ind	L	S	9	81	9.0	22	0
Dec 29	@ Jax	L	S	5	42	8.4	18	0
Jan 5	Hst	L	S	0	0	-	0	0
Totals		3-14	17/11	52	479	9.2	70t	2

CHIG OKONKWO'S NFL STATISTICS

REGULAR SEASON

REGULAR SEASON				RECEIVING					RUSHING				
Year	Team	GP	GS	No	Yds	Avg	Lg	TD	Att	Yds	Avg	Lg	TD
2022	Tennessee	17	8	32	450	14.1	48	3	3	2	0.7	6	0
2023	Tennessee	17	11	54	528	9.8	39	1	2	6	3.0	4	0
2024	Tennessee	17	11	52	479	9.2	70t	2	1	17	17.0	17	0
NFL Totals		51	30	138	1,457	10.6	70t	6	6	25	4.2	17	0

Single-Game Highs

Receptions - 9 at Indianapolis (12/22/24)
 Receiving Yards - 81 at Indianapolis (12/22/24)
 Long Reception - 70t at Houston (11/24/24)
 Receiving Touchdowns - 1 (Six times, last at Houston 11/24/24)

Additional Statistics

Special Teams Tackles - 7 (2022); 1 (2023), 4 (2024)
 Fumble Recoveries - 1 (2023)
 Misc. Tackles - 1 (2024)
 Two-Point Conversions - 1 reception (2024)

7 OLUWAFEMI OLADEJO

OUTSIDE LINEBACKER • 6'3" • 259 LBS

COLLEGE: UCLA • ACQUIRED: 2ND ROUND - 2025

NFL EXPERIENCE (NFL/TITANS): ROOKIE • HOMETOWN: SACRAMENTO, CALIF.

GAMES PLAYED/GAMES STARTED: 0/0 (PLAYOFFS: 0/0)



PRO: The Titans selected Oluwafemi Oladejo in the second round of the 2025 NFL Draft. The 6-foot-3-inch, 259-pounder is a versatile linebacker that is known for his aggression, wing-span and hard-hitting ability. Oladejo began his college career as an off-the-ball linebacker before transitioning to the edge position during his senior campaign. The UCLA product played his final two collegiate seasons with the Bruins after transferring from the University of California during the 2023 winter portal.

TITANS TIDBITS:

- Oluwafemi is a Nigerian name. What it means in Yoruba, which is a Nigerian language, is 'God loves me.'

CAREER TRANSACTIONS:

- The Sacramento, Calif., native was selected by the Titans in the second round (52nd overall) of the 2025 NFL Draft.

COLLEGE:

- Played in 46 games with 27 starts over four seasons at UCLA (2023-24) and California (2021-22) and recorded 238 total tackles, 24 stops for loss, six sacks, a forced fumble and three fumbles recoveries. Moved from inside linebacker to the edge spot during the 2024 season and finished the campaign with career highs in tackles for loss (13.5) and sacks (4.5).

AS A SENIOR (2024), started all 12 games played by UCLA and logged 57 total tackles, 13.5 tackles for loss, 4.5 sacks and two pass breakups. His 13.5 stops for loss, 4.5 sacks and six quarterback hurries led the team. Earned Kenny Clark Award for most outstanding defensive lineman at year-end team banquet. Started two games at inside linebacker before moving to edge spot. Named to Big Ten Conference Fall Academic Honor Roll and to Athletic Director's Honor Roll for Fall 2024.

- At Penn State (10/5), piled up a season-high 10 tackles, two tackles for loss, a sack and a quarterback hurry.
- Against Iowa (11/8), tallied six tackles, a season-best four stops for loss, two sacks and a pair of quarterback hurries.
- Against Southern California (11/23), recorded seven tackles, 1.5 stops for loss, a sack and a quarterback hurry.

AS A JUNIOR (2023), appeared in all 13 games with four starts in his first season with the Bruins. Collected 54 tackles, a half sack, 3.5 stops for loss, an interception, three passes defended and two fumble recoveries. Named to Athletic Director's Honor Roll for Fall 2023 and Spring 2024. Enrolled at UCLA in January 2023.

- At San Diego State (9/9), posted a season-high 10 tackles.
- At Oregon State (10/14), notched eight tackles and a fumble recovery.
- Against Boise State (12/16), recorded six stops in the LA Bowl win.

AS A SOPHOMORE (2022), played in 12 games including 10 starts at California and recorded a career-high 91 tackles (second on team), to go along with 4.5 tackles for loss, a sack, an interception returned for 26 yards, two passes defended, a forced fumble and a fumble recovery.

- Against UNLV (9/10), collected 10 stops, including a half tackle for loss.
- At Notre Dame (9/17), posted 12 tackles and a fumble recovery.
- Against Oregon (10/29), credited with 11 stops, a half stop for loss and an interception.
- At Oregon State (11/12), posted 13 tackles, including a stop for loss.
- Against Stanford (11/19), registered 11 tackles, including a sack and a forced fumble.
- Against UCLA (11/25), led the team with a career-high 17 tackles,

including a half stop for loss.

AS A TRUE FRESHMAN (2021), played in nine games with one start at linebacker for California and produced 36 tackles and 2.5 tackles for loss. Led all Cal freshmen in tackles and was one of eight true freshmen to play in a game and one of four to make a start.

- At Texas Christian (9/11), made his collegiate debut and posted five tackles and a half stop for loss.
- Against Oregon State (10/30), made his first career college start and posted seven tackles.
- Against Southern California (12/4), notched five tackles, including two stops for loss.
- Graduated with a degree in African American studies from UCLA in Dec. 2024.

PERSONAL:

- Attended Cosumnes Oaks (Calif.) High School and was a two-way player at defensive end and tight end. Participated in 23 of 25 possible games as a sophomore and junior before his senior season was canceled/postponed due to COVID-19.
- Registered two-year varsity career totals of 124 tackles, 18.0 tackles for loss, five sacks, six pass deflections and four forced fumbles on defense, while adding 14 receptions for 251 yards and three touchdowns on offense.
- Named as one of 15 players to watch from the Sac-Joaquin Section by MaxPreps prior to his 2020 senior campaign.
- As a junior (2019), played in all 14 games for a squad that finished 9-5 overall and reached the semifinals of the Sac-Joaquin Section Division II playoffs, contributing 84 tackles, 14.0 tackles for loss, five sacks, six pass deflections and four forced fumbles on defense. Registered nine receptions for 177 yards and three touchdowns on offense.
- As a sophomore (2018), had 40 tackles, four tackles for loss and one quarterback hurry on defense while adding five receptions for 74 yards on offense for a team that reached the opening round of the Sac-Joaquin Section Division II playoffs
- His name is pronounced o-loo-WAH-feh-me ole-uh-DAY-jo.
- Son of Victoria Gbodi and Rotimi Oladejo.
- Follow Oladejo on Instagram and X at @femigokrazy.
- Born Oluwafemi Oladejo on Sept. 20, 2003 in Sacramento, Calif.



OLUWAFEMI OLADEJO'S COLLEGE STATISTICS

REGULAR SEASON		TACKLES								INTERCEPTIONS					FUMBLES		
Year	Team	GP	GS	Tot	Solo	Asst	Sk	Yds	TFL	No	Yds	Lg	TD	PD	FF	FR	Yds
2021	California	9	1	36	19	17	0.0	0.0	2.5	0	0	0	0	0	0	0	0
2022	California	12	10	91	43	48	1.0	4.0	4.5	1	26	26	0	1	1	1	0
2023	UCLA	13	4	54	27	27	0.5	4.0	3.5	1	0	0	0	3	0	2	0
2024	UCLA	12	12	57	30	27	4.5	31.0	13.5	0	0	0	0	2	0	0	0
Totals		46	27	238	119	119	6.0	39.0	24.0	2	26	26	0	6	1	3	0

Single-Game Highs

Tackles - 17 vs. UCLA (11/25/22)

Sacks - 2 vs. Iowa (11/8/24)

Interceptions - 1 (Twice, last vs. Washington State 10/7/23)

Passes Defensed - 1 (Six times, last at Nebraska 11/2/24)

Forced Fumbles - 1 vs. Stanford (11/19/22)

Fumble Recovery - 1 (Three times, last at Stanford 10/21/23)


80 BRYCE OLIVER

WIDE RECEIVER • 6'1" • 214 LBS

COLLEGE: YOUNGSTOWN STATE • ACQUIRED: FREE AGENT - 2024

NFL EXPERIENCE (NFL/TITANS): 2/2 • HOMETOWN: FORT LAUDERDALE, FLA.

GAMES PLAYED/GAMES STARTED: 10/1 (PLAYOFFS: 0/0)



PRO: The Titans signed Bryce Oliver as an undrafted free agent in 2024. The 6-foot-1-inch, 214-pounder possesses the size and strength to compete at wide receiver at the NFL level. During his rookie season, Oliver earned a roster spot and appeared in 10 games with one start and recorded six receptions for 95 yards. The Fort Lauderdale, Fla., native played three seasons at Youngstown State where he saw action in 33 games and racked up 147 receptions for 2,065 yards and 26 touchdowns.

TITANS TIDBITS:

- Oliver broke the Youngstown State school record for career receiving touchdowns with 26. He recorded three seasons tallying eight or more touchdowns.

CAREER TRANSACTIONS:

- The Fort Lauderdale, Fla., native was originally signed by the Titans as a rookie free agent on May 10, 2024.
- Released by the Titans on Aug. 27, 2024 and signed to the team's practice squad a day later.
- Signed by the Titans to their active roster from the practice squad on Nov. 2, 2024.

SEASON RECAPS:

2024 (10/1 - Tennessee): Played in 10 games with one start at wide receiver as a rookie and posted six receptions for 95 yards. Registered five special teams tackles. Returned three kickoffs for 113 yards. Tied for the team lead in special teams tackles twice in 2024 (vs. NE, vs. MIN). Spent the first seven games of the season on the team's practice squad. Made his NFL debut and his first career start against New England (11/3/24).

- Against New England (11/3), started at wide receiver in his first career NFL contest. Registered a special teams tackle on coverage units.

- At L.A. Chargers (11/10), played as a reserve at wide receiver and snared two receptions for 23 yards. Kept the Titans' final touchdown drive alive with his first career reception, a 19-yard grab, on third-and-six in the final stanza.

- Against Minnesota (11/17), saw action as a reserve at wide receiver and snared one pass for 33 yards. Tied for the team lead with a special teams stop on coverage units. Kept the Titans' final scoring drive alive with a 33-yard grab on third-and-11 on the last play of the third quarter.

- At Houston (11/24), played as a reserve at wide receiver and on special teams. Notched a special teams tackle on coverage units.

- Against Jacksonville (12/8), played as a reserve at wide receiver and hauled in one pass for 16 yards. Notched a special teams tackle on coverage units.

- Against Houston (1/5), played as a reserve at wide receiver and caught one pass for 15 yards. Returned three kickoffs for 113 yards with a long return of 54 yards, which was a Titans season-best.

COLLEGE:

- Appeared in 33 games over three seasons at Youngstown State (2021-23) where he caught 147 balls for 2,065 yards and 26 touchdowns. Oliver broke the Penguins record for career receiving touchdowns (26) after having at least eight scores in each of his three seasons. Transferred to Youngstown State after three seasons at Kentucky (2018-20) where he played in 20 games and compiled eight receptions for 125 yards with one score.

- As a graduate (2023), played in 13 games at Youngstown State and recorded career-highs in receptions (64) and receiving yards (978). Had eight touchdowns on the year. Named second team All-MVFC.

- As a senior (2022), started all 11 games at receiver and was the first Youngstown State wideout since 2010 to be named first team All-MVFC. Caught 59 passes for 821 yards and 10 touchdowns. Had six or more catches in five games, with a high of 12 receptions against Southern Illinois.

- As a junior (2021), played in nine games with six starts in his first season at Youngstown State. Finished second on the team in receptions (24) and led the team in touchdowns (eight). The eight touchdowns were the most in a season by a Penguin since 2011. Transferred to Youngstown State following the 2020 season.

- As a sophomore (2020), played in six games at Kentucky and totaled two catches for 14 yards.

- As a redshirt freshman (2019), appeared in 12 games for Kentucky, recording six catches for 111 yards with a touchdown for the Wildcats.

- As a freshman (2018), redshirted.

- Graduated from Youngstown State with a degree in general studies in December 2022.

PERSONAL:

- Attended Dillard (Fla.) High School and amassed 76 receptions for 1,112 yards and five touchdowns in 2016 while leading the Panthers to a district championship.

- Coached by Lorenzo Davis.

- Was a dual-sport athlete, also playing basketball.

- Son of Theresa Oliver.

- Follow Oliver on X at @Oliver8Bryce and on Instagram at @bryceo__.

- Born Bryce Oliver on May 19, 2000 in Fort Lauderdale, Fla.



BRYCE OLIVER'S GAME-BY-GAME

2024 Tennessee Titans					RECEIVING									
Date	Opp.	W/L	P/S		No	Yds	Avg	Lg	TD					
Sept 8	@ Chi	L	PS							Dec 1	@ Was	L	p	0
Sept 15	NYJ	L	PS							Dec 8	Jax	L	p	1
Sept 22	GB	L	PS							Dec 15	Cin	L	p	1
Sept 30	@ Mia	W	PS							Dec 22	@ Ind	L	p	0
Oct 13	Ind	L	PS							Dec 29	@ Jax	L	p	0
Oct 20	@ Buf	L	PS							Jan 5	Hst	L	p	1
Oct 27	@ Det	L	PS							Totals				6
Nov 3	NE	W	S	0	0	-	0	0						95
Nov 10	@ LAC	L	p	2	23	11.5	19	0						15.8
Nov 17	Min	L	p	1	33	33.0	33	0						33
Nov 24	@ Hst	W	p	0	0	-	0	0						0

BRYCE OLIVER'S NFL STATISTICS

REGULAR SEASON					RECEIVING					RUSHING				
Year	Team	GP	GS		No	Yds	Avg	Lg	TD	Att	Yds	Avg	Lg	TD
2024	Tennessee	10	1		6	95	15.8	33	0	0	0	-	0	0
NFL Totals		10	1		6	95	15.8	33	0	0	0	-	0	0

Single-Game Highs

Receptions - 2 at L.A. Chargers (11/10/24)
 Receiving Yards - 33 vs. Minnesota (11/17/24)
 Long Reception - 33 vs. Minnesota (11/17/24)
 Receiving Touchdowns -

Additional Career Statistics

Special Teams Tackles - 5 (2024)

68 DEVONTE O'MALLEY

DEFENSIVE TACKLE • 6'3" • 284 LBS

COLLEGE: NORTHERN ILLINOIS • ACQUIRED: FREE AGENT - 2025

NFL EXPERIENCE (NFL/TITANS): ROOKIE • HOMETOWN: MIDLOTHIAN, ILL.

GAMES PLAYED/GAMES STARTED: 0/0 (PLAYOFFS: 0/0)



PRO: The Titans signed Devonte O'Malley as a rookie free agent following the 2025 NFL Draft. The 6-foot-3-inch, 284-pound defensive tackle appeared in 58 games with 46 starts over five seasons (2020-24) at Northern Illinois. O'Malley displays great athleticism and consistently improved over each college season.

TITANS TIDBITS:

- O'Malley has a passion for cars. He has worked on many different cars and has even rebuilt an engine.
- O'Malley was instrumental in Northern Illinois' upset against No. 5 ranked Notre Dame in Week 2 of the 2024 college season. He tallied four tackles, including three for a loss, two sacks and a forced fumble. O'Malley was awarded the Bronko Nagurski National Defensive Player of the Week by the Football Writers Association of America for his performance.
- O'Malley's uncle was roommates with Titans assistant offensive line coach, Matt Jones, in college.

CAREER TRANSACTIONS:

- The Midlothian, Ill., native was signed by the Titans as a rookie free agent on May 9, 2025.

COLLEGE:

- O'Malley appeared in 58 games with 46 starts over five seasons (2020-24) at Northern Illinois where he tallied 130 tackles, 30 stops for loss, 22.5 sacks, one interception, three passes defended, four forced fumbles and two fumble recoveries. His 22.5 career sacks rank sixth on NIU's career chart. He was named honorable mention All-American and first team All-MAC.
- As a graduate (2024), earned honorable mention All-American honors from Phil Steele and named first team All-MAC. Finished with a career-high 39 tackles, 11.5 stops for loss, eight sacks, a pass defended, forced fumble and fumble recovery.
- As a senior (2023), started all 13 games and recorded 35 tackles, 4.5 tackles for loss, three sacks and an interception.
- As a junior (2022), started all 12 games and had a then career-high 36 tackles, 6.5 tackles for loss, five sacks, a forced fumble and fumble recovery. Was selected as the Huskies' Defensive Player of the Year. Was nominated for the Burlsworth Trophy, presented to the nation's top former or current walk-on.
- As a sophomore (2021), appeared in 14 games with nine starts and

tallied 16 tackles and four sacks, which led the team. Blocked the game-winning field goal attempt to secure the win against Georgia Tech.

- As a freshman (2020), appeared in six games and led the team in sacks with two. Tallied five tackles and three stops for loss.
- Earned a degree in sports management from Northern Illinois University in December 2024.

PERSONAL:

- Attended Bremen (Midlothian, Ill.) High School where he played wide receiver and linebacker.
- As a junior (2018), caught 21 passes for 460 yards and four touchdowns in seven games. Average 21.9 yards per catch. Also made 14 tackles.
- Also participated in basketball and track.
- Son of Trumane Hampton and Maxine Bennson. Has five siblings, Demi, Demariaon, Kadence, Nikki and Quanta.
- Enjoys cars and gaming.
- Follow O'Malley on X at @DonVito_95 and Instagram at @_devont8
- Born Devonte Demars O'Malley on June 28, 2002 in Hammond, Ind.


59 ANFERNEE ORJI

LINEBACKER • 6'2" • 230 LBS

COLLEGE: VANDERBILT • ACQUIRED: WAIVERS (NO) - 2025

NFL EXPERIENCE (NFL/TITANS): 2/1 • HOMETOWN: ROCKWELL, TEXAS

GAMES PLAYED/GAMES STARTED: 16/2 (PLAYOFFS: 0/0)



PRO: The Titans claimed Anfernee Orji off waivers from the New Orleans Saints during the 2025 offseason. The 6-foot-2-inch, 230-pounder is a versatile and aggressive linebacker with a proven ability on special teams. The Vanderbilt product saw action in 42 games as a linebacker for the Commodores and amassed 272 tackles with five forced fumbles. As a rookie, Orji added depth to the Saints' linebacker room and special teams units. He tallied 18 tackles and added an additional 12 tackles on special teams.

CAREER HIGHLIGHTS:

- In his NFL debut, Orji led the Saints with four special teams tackles.

TITANS TIDBITS:

- Orji played the viola in his school's orchestra from fifth grade to 11th grade.

CAREER TRANSACTIONS:

- The Rockwell, Texas native was signed by the New Orleans Saints as an undrafted free agent on May 1, 2023.
- Released by the Saints on Aug. 29, 2023 and was signed to the team's practice squad a day later.
- Signed by the Saints to a futures contract on Jan. 9, 2024.
- Waived by the Saints on May 13, 2025
- Claimed off waivers by the Titans on May 14, 2025.

SEASON RECAPS:

2024 (16/2 - New Orleans): Appeared in 16 games with two starts. Tallied 18 tackles and two tackles for loss in his rookie season. In addition, he finished the season with the second-most special teams tackles on the team (12). Was inactive for one contest.

- Against Carolina (9/8), made his NFL debut and tallied one tackle and a career-high four special teams tackles which led the team.
- At Kansas City (10/7), made first career start and recorded a season-high 10 tackles.

2023 (0/0 - New Orleans): Spent the entire season on Saints' practice squad.

COLLEGE:

- Played in 42 games with 33 starts in four seasons at Vanderbilt (2019-22) and recorded 272 tackles, 22 tackles for loss, six passes defended, five forced fumbles, four sacks and one interception. Led the Commodores in tackles for three consecutive years (2020-22), the first Commodore to do so since 2003-05 (Moses Osemweige).
- As a senior (2022), started all 12 games and logged 108 tackles, three forced fumbles, two sacks, one interception, 7.5 tackles for loss, and one fumble return for a touchdown. Led the SEC with nine tackles per game. He was one of seven players in the SEC to force at least three fumbles and was one of 10 players in the league with multiple fumble recoveries. Named to Phil Steele second team All-SEC.
- As a junior (2021), started all 12 games for the Commodores. He led the team with 93 tackles and 13 tackles for loss. In addition, he had one sack, one pass defended and a forced fumble. He finished 12th in the SEC in total tackles.
- As a sophomore (2020), started nine games and led the team with 66 tackles. Also, tallied 1.5 tackles for loss, one sack, two passes defended and one forced fumble.
- As a freshman (2019), appeared in nine games. Totaled six tackles, one

pass defended and one quarterback hurry.

- Graduated with a bachelor's degree in communications and science technology from Vanderbilt.

PERSONAL:

- Attended Rockwall (Texas) High School where he was a four-star prospect by Rivals and three-star prospect by ESPN and 247Sports. He logged 299 tackles and five interceptions in four-year varsity career.
- As a senior (2018), served as a co-captain and recorded 94 tackles with a pair of interceptions returned for touchdowns.
- Orji was named 2017 all-district and 2016 Region 11-6A Defensive Newcomer of the Year.
- Orji has varsity letters in football, track, and wrestling.
- Orji has two brothers, Alston and Alex. Alston played football for Campbell University and Vanderbilt and Alex played at the University of Michigan and currently plays for University of Nevada Las Vegas.
- Son of Willy and Mariam Orji.
- Follow Orji on Instagram at @a0rji and on X at @AnferneeOrji.
- Born Anfernee Chikezie Orji on Nov. 5, 1998 in Dallas, Texas.



ANFERNEE ORJI'S NFL STATISTICS

REGULAR SEASON		TACKLES										INTERCEPTIONS					FUMBLES			
Year	Team	GP	GS	Tot	Solo	Asst	Sk	Yds	QBP	TFL		No	Yds	Lg	TD	PD	FF	FR	Yds	SpT
2023	New Orleans																			
2024	New Orleans	16	2	18	10	8	0.0	0.0	1	2		0	0	0	0	0	0	0	0	12
NFL Totals		16	2	18	10	8	0.0	0.0	1	2		0	0	0	0	0	0	0	0	12

Single-Game Highs

Tackles - 10 at Kansas City (10/7/24)

Special Teams Tackles - 4 vs Carolina (9/8/24)

31 AMANI ORUWARIYE

CORNERBACK • 6'2" • 205 LBS

COLLEGE: PENN STATE • ACQUIRED: FREE AGENT (DAL) - 2025

NFL EXPERIENCE (NFL/TITANS): 6/1 • HOMETOWN: ST. PETERSBURG, FLA.

GAMES PLAYED/GAMES STARTED: 60/40 (PLAYOFFS: 0/0)



PRO: The Titans signed Amani Oruwariye (OH-roo-WAR-ee-yay) during the 2025 offseason to bring veteran experience to the cornerbacks room. The Penn State product was originally a fifth-round selection of the Detroit Lions in the 2019 NFL Draft. The 6-foot-2-inch, 205-pound cornerback spent his first four seasons with the Lions (2019-22) before playing with the Dallas Cowboys in 2024. Oruwariye also spent time on the New York Giants' and Jacksonville Jaguars' practice squads in 2023. Among cornerbacks drafted in 2019, his 27 career passes defended ranks fifth.

TITANS TIDBITS:

- Oruwariye's six interceptions in 2021 are the most ever in a single season by a NFL cornerback who attended Penn State.

CAREER TRANSACTIONS:

- The St. Petersburg, Fla., native was selected by the Detroit Lions in the fifth round (146th overall) of the 2019 NFL Draft.
- Signed by the New York Giants as an unrestricted free agent on May 23, 2023.
- Released by the Giants on Aug. 29, 2023 and signed to the team's practice squad a day later.
- Released from the Giants' practice squad on Oct. 10, 2023.
- Signed by the Jacksonville Jaguars to the team's practice squad on Oct. 16, 2023.
- Signed by the Jaguars to a futures contract on Jan. 9, 2024.
- Released by the Jaguars on Aug. 27, 2024.
- Signed by the Dallas Cowboys to the team's practice squad on Aug. 28, 2024.
- Activated from the teams' practice squad standard elevation on Sept. 26, 2024.
- Activated from the teams' practice squad standard elevation on Oct 5, 2024.
- Activated from the teams' practice squad standard elevation on Oct 12, 2024.
- Signed by the Cowboys to the team's active roster on Oct. 26, 2024.
- Signed by the Titans as an unrestricted free agent on May 13, 2025.

SEASON RECAPS:

2024 (7/4 - Dallas): Played in seven games with four starts at cornerback. Posted 29 tackles, including a stop for loss, three passes defended and an interception. Led or tied for the team lead in passes defended twice (vs. DET, at NYG). Spent the first three weeks of the season on the practice squad. Was activated from the practice squad for three games before being signed to the active roster on Oct. 26. Placed on injured reserve on Oct. 30 and missed the next five games. Placed on injured reserve on Dec. 28 and missed the final two games of the season.

- At N.Y. Giants (9/26), collected three tackles with an interception. Picked off Daniel Jones in the final moments to secure the victory. Led the team with two passes defended.
- Against Detroit (10/13), started at cornerback and collected five tackles with a pass defended.
- At San Francisco (10/27), posted eight tackles.

2023 (0/0 - N.Y. Giants, 1/0 - Jacksonville): Spent the first five weeks of the season on the Giants' practice squad before being released on Oct. 10. Signed to the Jaguars' practice squad on Oct. 16, where he spent the remainder of the season.

2022 (14/4 - Detroit): Played in 14 games with four starts at cornerback. Recorded 43 tackles with a stop for loss. Added three passes defended

and a fumble recovery. Led or tied for the team lead in passes defended twice (vs. PHI, vs. SEA). Was inactive for three games.

- At Minnesota (9/25), totaled a season-high nine tackles and a stop for loss, bringing down Alexander Mattison for a loss in the third quarter.

2021 (14/14 - Detroit): Started 14 games at cornerback for the Lions, racking up 57 tackles, two tackles for loss, 11 passes defended and a career-high six interceptions. Led the team in passes defended and ranked third in the NFL in interceptions. One of three NFL players to log at least 50 tackles, 10 passes defended and six interceptions in 2021. Placed on injured reserve on Dec. 25 and missed the final three contests of the season.

- Against Baltimore (9/26), recorded his first interception of the season, nabbing a Lamar Jackson pass in the fourth quarter. Added four tackles.
- At Chicago (10/3), recorded six tackles and his second consecutive contest with an interception. Caught a tipped Justin Fields pass in the second quarter.
- At Minnesota (10/10), posted a career-high nine tackles.
- Against Cincinnati (10/17), nabbed a Joe Burrow pass and returned it 18 yards. Added two tackles.
- At Pittsburgh (10/27), posted seven tackles and two passes defended, tying for the team lead. Added a fumble recovery, pouncing on a Diontae Johnson fumble to return possession to the Lions in overtime.
- At Cleveland (11/21), recorded five tackles and an interception, picking off a Baker Mayfield pass in the first quarter.
- Against Chicago (11/25), recorded three tackles and an interception. Snared an Andy Dalton passes in the red zone to bring an end to the drive. Tied for the team lead with two passes defended.
- Against Arizona (12/19), made an acrobatic effort for his sixth interception of the season, laying out for the pick of a Kyler Murray pass and returning it for 50 yards. Also notched five tackles in the win.

2020 (16/15 - Detroit): Played in 16 games with 15 starts. Added 53 tackles, one stop for loss and an interception. Led the team with seven passes defended. Led or tied for the team lead in passes defended four times (at GB, at ARI, at JAX, vs. GB).

- At Jacksonville (10/18), led the team with two passes defended. Added two tackles.
- At Carolina (11/22), recorded five tackles and an interception. Jumped in front of a P.J. Walker pass intended for D.J. Moore for his second career interception.

2019 (9/2 - Detroit): Played in nine games with two starts as a rookie. Recorded 18 tackles, three passes defended, two interceptions and a special teams tackle. Was inactive for seven games.

- At Washington (11/24), recorded his first career interception, nabbing a Dwayne Haskins pass in the fourth quarter. Tied for the team lead with two passes defended. Added five tackles.
- Against Green Bay (12/29), posted four tackles and an interception. Picked off an Aaron Rodgers pass in the fourth quarter.

COLLEGE:

- Appeared in 48 games with 13 starts over four seasons at Penn State (2015-18). Tallied 107 tackles, eight interceptions and 30 passes defended in his college career.
- As a senior (2018), started all 13 games and earned first-team All-Big Ten honors after tallying 51 tackles, two stops for loss, three interceptions and 15 passes defended. Named Penn State's Co-Most Valuable Defensive Player.



- As a junior (2017), appeared in 11 games and recorded 28 tackles, four interceptions and 12 passes defended. Earned second-team All-Big Ten honors, the first Penn State cornerback to earn the honor since 2008.
- As a sophomore (2016), appeared in 11 games and recorded 23 tackles, one interception and two passes defended.
- As a redshirt freshman (2015), appeared in 13 games, primarily on special teams. Notched five tackles and one pass defended.
- As a true freshman (2014), redshirted and did not appear in any games.
- Graduated from Penn State with a bachelor's degree in telecommunications in December 2017.

PERSONAL:

- Attended Gaither (Fla.) High School, racking up 121 tackles and 12 interceptions as a defensive back. Blocked four kicks on special teams during his senior season and earned first-team all-district honors. Helped the Cowboys win the 2012 Class 7-A District Championship. Rated a three-star recruit and a Top 100 recruit by Rivals and 247Sports.
- Son of Alfred and Karen Oruwariye.
- Has two older brothers, Alfred and Aaron.
- Follow Oruwariye on X and on Instagram at @amanio.
- Born Amani Horatio Oruwariye on Feb. 9, 1996 in St. Petersburg, Fla.

AMANI ORUWARIYE'S GAME-BY-GAME

2019 Detroit Lions

Date	Opp	W/L	P/S	Tot Solo Asst	Sk - Yds	QBP	TFL	Int - Yds -TD	PD	FF	FR - Yds	SpT
Sept 8	@ Ari	T	IA	0 0 0	0.0	0	0	0 0 0	0	0	0 0	0
Sept 15	LAC	W	IA	0 0 0	0.0	0	0	0 0 0	0	0	0 0	0
Sept 22	@ Phi	W	IA	0 0 0	0.0	0	0	0 0 0	0	0	0 0	0
Sept 29	KC	L	p	0 0 0	0.0	0	0	0 0 0	0	0	0 0	0
Oct 7	@ GB	L	IA	0 0 0	0.0	0	0	0 0 0	0	0	0 0	0
Oct 14	Min	L	IA	0 0 0	0.0	0	0	0 0 0	0	0	0 0	0
Oct 20	NYG	W	IA	0 0 0	0.0	0	0	0 0 0	0	0	0 0	0
Oct 27	Oak	L	IA	0 0 0	0.0	0	0	0 0 0	0	0	0 0	0
Nov 3	@ Chi	L	p	0 0 0	0.0	0	0	0 0 0	0	0	0 0	0
Nov 10	Dal	L	p	1 1 0	0.0	0	0	0 0 0	0	0	0 0	0
Nov 17	@ Was	L	p	5 5 0	0.0	0	0	1 0 0	2	0	0 0	0
Nov 24	Chi	L	S	6 6 0	0.0	0	0	0 0 0	0	0	0 0	0
Nov 28	@ Min	L	S	0 0 0	0.0	0	0	0 0 0	0	0	0 0	0
Dec 8	TB	L	p	2 1 1	0.0	0	0	0 0 0	0	0	0 0	0
Dec 15	@ Den	L	p	0 0 0	0.0	0	0	0 0 0	0	0	0 0	0
Dec 22	GB	W	p	4 4 0	0.0	0	0	1 0 0	1	0	0 0	0
Dec 29	GB	W	p	4 4 0	0.0	0	0	1 0 0	1	0	0 0	0
Totals			3-12-1 9/2	18 17 1	0.0 0.0	0	0	2 0 0	3	0	0 0	0 1

2020 Detroit Lions

Date	Opp	W/L	P/S	Tot Solo Asst	Sk - Yds	QBP	TFL	Int - Yds -TD	PD	FF	FR - Yds	SpT
Sept 13	Chi	L	S	4 4 0	0.0	0	0	0 0 0	0	0	0 0	0
Sept 20	@ GB	W	S	3 2 1	0.0	0	0	0 0 0	0	0	0 0	0
Sept 27	@ Ari	W	S	2 2 0	0.0	0	0	0 0 0	2	0	0 0	0
Oct 4	NO	L	S	2 2 0	0.0	0	0	0 0 0	1	0	0 0	0
Oct 18	@ Jax	W	S	2 2 0	0.0	0	0	0 0 0	2	0	0 0	0
Oct 25	@ Atl	W	S	4 3 1	0.0	0	1	0 0 0	0	0	0 0	0
Nov 1	Ind	L	S	3 3 0	0.0	0	0	0 0 0	0	0	0 0	0
Nov 8	@ Min	L	p	0 0 0	0.0	0	0	0 0 0	0	0	0 0	0
Nov 15	Was	W	S	4 3 1	0.0	0	0	0 0 0	0	0	0 0	0
Nov 22	@ Car	L	S	5 3 2	0.0	0	0	1 0 0	1	0	0 0	0
Nov 26	HST	L	S	2 1 1	0.0	0	0	0 0 0	0	0	0 0	0
Dec 6	@ Chi	W	S	5 5 0	0.0	0	0	0 0 0	0	0	0 0	0
Dec 13	GB	L	S	5 4 1	0.0	0	0	0 0 0	1	0	0 0	0
Dec 20	@ Ten	L	S	5 5 0	0.0	0	0	0 0 0	0	0	0 0	0
Dec 26	TB	L	S	4 2 2	0.0	0	0	0 0 0	0	0	0 0	0
Jan 3	Min	L	S	3 3 0	0.0	0	0	0 0 0	0	0	0 0	0
Totals			5-11 16/15	53 45 8	0.0 0.0	0	1 1	0 0 0	7	0	0 0	0 0

2021 Detroit Lions

Date	Opp	W/L	P/S	Tot Solo Asst	Sk - Yds	QBP	TFL	Int - Yds -TD	PD	FF	FR - Yds	SpT
Sept 12	SF	L	S	1 1 0	0.0	0	0	0 0 0	1	0	0 0	0
Sept 20	@ GB	L	S	0 0 0	0.0	0	0	0 0 0	0	0	0 0	0
Sept 26	Bal	L	S	4 3 1	0.0	0	0	1 0 0	1	0	0 0	0
Oct 3	@ Chi	L	S	6 3 3	0.0	0	0	1 0 0	1	0	0 0	0
Oct 10	@ Min	L	S	9 6 3	0.0	0	0	0 0 0	0	0	0 0	0
Oct 17	Cin	L	S	2 1 1	0.0	0	0	1 18 0	1	0	0 0	0
Oct 24	@ LAR	L	S	3 2 1	0.0	0	0	0 0 0	0	0	0 0	0
Oct 31	Phi	L	S	4 4 0	0.0	0	0	0 0 0	0	0	0 0	0
Nov 14	@ Pit	T	S	7 5 2	0.0	0	1	0 0 0	2	0	1 0	0
Nov 21	@ Cle	L	S	5 5 0	0.0	0	0	1 5 0	1	0	0 0	0
Nov 25	Chi	L	S	3 2 1	0.0	0	0	1 0 0	2	0	0 0	0
Dec 5	Min	W	S	7 7 0	0.0	0	1	0 0 0	0	0	0 0	0

Dec 12	@ Den	L	S	1 1 0	0.0	0	0	0 0 0	0	0	0 0	0
Dec 19	Ari	W	S	5 4 1	0.0	0	0	0 1 50	0	2	0 0	0
Dec 26	@ Atl	L	IR	0 0 0	0.0	0	0	0 0 0	0	0	0 0	0
Jan 2	@ Sea	L	IR	0 0 0	0.0	0	0	0 0 0	0	0	0 0	0
Jan 9	GB	W	IR	0 0 0	0.0	0	0	0 0 0	0	0	0 0	0
Totals			3-13-1 14/14	57 44 13	0.0 0.0	0	1 6	73 0 11	0	1	0 0	0

2022 Detroit Lions

Date	Opp	W/L	P/S	Tot Solo Asst	Sk - Yds	QBP	TFL	Int - Yds -TD	PD	FF	FR - Yds	SpT
Sept 11	Phi	L	S	4 4 0	0.0	0	0	0 0 0	1	0	0 0	0
Sept 18	Was	W	IA	0 0 0	0.0	0	0	0 0 0	0	0	0 0	0
Sept 25	@ Min	L	S	9 7 2	0.0	0	1	0 0 0	0	0	0 0	0
Oct 2	Sea	L	S	5 4 1	0.0	0	0	0 0 0	1	0	0 0	0
Oct 9	@ NE	L	IA	0 0 0	0.0	0	0	0 0 0	0	0	0 0	0
Oct 23	@ Dal	L	S	5 4 1	0.0	0	0	0 0 0	0	0	1 0	0
Oct 30	Mia	L	p	8 6 2	0.0	0	0	0 0 0	0	0	0 0	0
Nov 6	GB	W	p	0 0 0	0.0	0	0	0 0 0	0	0	0 0	0
Nov 13	@ Chi	W	p	0 0 0	0.0	0	0	0 0 0	0	0	0 0	0
Nov 20	@ NYG	W	p	2 2 0	0.0	0	0	0 0 0	0	0	0 0	0
Nov 24	Buf	L	p	2 2 0	0.0	0	0	0 0 0	0	0	0 0	0
Dec 4	Jax	W	IA	0 0 0	0.0	0	0	0 0 0	0	0	0 0	0
Dec 11	Min	W	p	5 4 1	0.0	0	1	0 0 0	0	0	0 0	0
Dec 18	@ NYJ	W	p	0 0 0	0.0	0	0	0 0 0	0	0	0 0	0
Dec 24	@ Car	L	p	0 0 0	0.0	0	0	0 0 0	0	0	0 0	0
Jan 1	Chi	W	p	0 0 0	0.0	0	0	0 0 0	1	0	0 0	0
Jan 8	@ GB	W	p	3 2 1	0.0	0	0	0 0 0	0	0	0 0	0
Totals			9-8 14/4	43 35 8	0.0 0.0	1	1 0	0 0 0	3	0	1 0	0 0

2024 Dallas Cowboys

Date	Opp	W/L	P/S	Tot Solo Asst	Sk - Yds	QBP	TFL	Int - Yds -TD	PD	FF	FR - Yds	SpT
Sept 8	@ Cle	W	PS	0 0 0	0.0	0	0	0 0 0	0	0	0 0	0
Sept 15	NO	L	PS	0 0 0	0.0	0	0	0 0 0	0	0	0 0	0
Sept 22	Bal	L	PS	0 0 0	0.0	0	0	0 0 0	0	0	0 0	0
Sept 26	@ NYG	W	p	3 3 0	0.0	0	1	1 0 0	2	0	0 0	0
Oct 6	@ Pit	W	S	4 3 1	0.0	0	0	0 0 0	0	0	0 0	0
Oct 13	Det	L	S	5 5 0	0.0	0	0	0 0 0	1	0	0 0	0
Oct 27	@ SF	L	p	8 6 2	0.0	0	0	0 0 0	0	0	0 0	0
Nov 3	@ Atl	L	IR	0 0 0	0.0	0	0	0 0 0	0	0	0 0	0
Nov 10	Phi	L	IR	0 0 0	0.0	0	0	0 0 0	0	0	0 0	0
Nov 18	HST	L	IR	0 0 0	0.0	0	0	0 0 0	0	0	0 0	0
Nov 24	@ Was	W	IR	0 0 0	0.0	0	0	0 0 0	0	0	0 0	0
Nov 28	NYG	W	IR	0 0 0	0.0	0	0	0 0 0	0	0	0 0	0
Dec 9	Cin	L	p	0 0 0	0.0	0	0	0 0 0	0	0	0 0	0
Dec 15	@ Car	W	S	3 3 0	0.0	0	0	0 0 0	0	0	0 0	0
Dec 22	TB	W	S	6 3 3	0.0	0	0	0 0 0	0	0	0 0	0
Dec 29	@ Phi	L	IR	0 0 0	0.0	0	0	0 0 0	0	0	0 0	0
Jan 5	Was	L	IR	0 0 0	0.0	0	0	0 0 0	0	0	0 0	0
Totals			7-10 7/4	29 23 6	0.0 0.0	0	1 1	0 0 0	3	0	0 0	0

AMANI ORUWARIYE'S NFL STATISTICS

REGULAR SEASON		TACKLES									INTERCEPTIONS					FUMBLES			
Year	Team	GP	GS	Tot	Solo	Asst	Sk	Yds	QBP	TFL	No	Yds	Lg	TD	PD	FF	FR	Yds	SpT
2019	Detroit	9	2	18	17	1	0.0	0.0	0	0	2	0	0	0	3	0	0	0	0
2020	Detroit	16	15	53	45	8	0.0	0.0	0	1	1	0	0	0	7	0	0	0	0
2021	Detroit	14	14	57	44	13	0.0	0.0	0	2	6	73	0	0	11	0	1	0	0
2022	Detroit	14	5	43	35	8	0.0	0.0	1	1	0	0	0	0	3	0	1	0	1
2023	NYG/JAX	Practice Squad																	
2024	Dallas	7	4	29	23	6	0.0	0.0	0	1	0	0	0	0	3	0	0	0	0
NFL Totals		60	40	200	164	36	0.0	0.0	1	5	10	73	50	0	27	0	2	0	2

Single-Game Highs

Tackles - 9 (Twice, last at Minnesota 10/10/21)

Passes Defensed - 2 (Seven times, last at N.Y. Giants 9/26/24)

Fumble Recoveries - 1 (Twice, last at Dallas 10/23/22)

Interceptions - 1 (10 times, last at N.Y. Giants 9/26/24)

Special Teams Tackles - 1 (Twice, last at Chicago 11/13/22)

30 MARK PERRY

SAFETY • 6'0" • 215 LBS

COLLEGE: TEXAS CHRISTIAN • ACQUIRED: WAIVERS (NE) - 2025

NFL EXPERIENCE (NFL/TITANS): 1/1 • HOMETOWN: RANCHO CUCAMONGA, CALIF.

GAMES PLAYED/GAMES STARTED: 0/0 (PLAYOFFS: 0/0)



PRO: The Titans claimed Mark Perry off waivers in the 2025 offseason to add depth to the safety room. The 6-foot, 215-pounder is an athletic, speedy safety with the range to cover wide areas. The Rancho Cucamonga, Calif., native, spent time with the Miami Dolphins, Houston Texans and New England Patriots during his rookie season in 2024.

TITANS TIDBITS:

- In addition to football, Perry also ran track at Colorado. He posted a time of 10.65 seconds in the 100 meters in an invitational in April 2021.
- Perry was teammates with Texans quarterback C.J. Stroud in high school.

CAREER TRANSACTIONS:

- The Rancho Cucamonga, Calif., native was originally signed as a rookie free agent by the Miami Dolphins on May 10, 2024.
- Released by the Dolphins on Aug. 27, 2024.
- Signed by the Houston Texans to the team's practice squad on Aug. 29, 2024.
- Waived from the Texans' practice squad on Sept. 10, 2024.
- Signed by the New England Patriots to the team's practice squad on Sept. 16, 2024.
- Waived by the Patriots on April 28, 2025.
- Claimed off of waivers by the Titans on April 29, 2025.

SEASON RECAPS:

2024 (0/0 - Houston, 0/0 - New England): Began the season on the Texans' practice squad before being signed by the Patriots to their practice squad.

COLLEGE:

- Saw action in 53 games with 41 starts over a five-year collegiate career that included stops at Colorado (2019-21) and Texas Christian (2022-23). Totaled 233 tackles, 15.5 tackles for loss, two sacks, one forced fumble, 13 passes defended and three interceptions.
- As a graduate (2023), started all 12 games at Texas Christian and recorded 58 tackles, three tackles for loss, four passes defended and one forced fumble. Was named All-Big 12 honorable mention.
- As a senior (2022), played in all 15 games with 14 starts at Texas Christian and placed second on the Horned Frogs with 84 tackles. Also tallied 6.5 tackles for loss and two passes defended. Was named second

team All-Big 12.

- As a junior (2021), played in all 12 games for Colorado. Totaled a team-best three interceptions. Recorded 66 tackles, including two for loss and six pass breakups. Transferred to Texas Christian following the season.
- As a sophomore (2020), played in all five regular season games with two starts for the Buffaloes and tallied nine tackles and a blocked field goal.
- As a freshman (2019), saw action in the final nine games of the season and made one start at Colorado. Recorded 16 tackles, two sacks and one pass defended.
- Graduated from Texas Christian in Dec. 2023.

PERSONAL:

- Attended Rancho Cucamonga (Calif.) High School his junior and senior year.
- As a senior, was named Most Valuable Player of the team that won the league championship. Rushed for 905 yards and 14 touchdowns. Added 13 catches for 120 yards and a touchdown. Also posted 57 tackles, four pass breakups, a quarterback hurry and a forced fumble.
- As a junior, earned all-league honors when he had 19 tackles, including one for loss.
- Rated a four-star prospect by 247Sports. Also named first-team All-CIF and All-Baseline League.
- Attended Etiwanta (Calif.) High School as a sophomore where he played wide receiver and had 12 catches for 214 yards and a touchdown.
- Son of Melanie Howard. Has four older siblings, three sisters and a brother.
- Follow Perry on Instagram at @_mp5ive.
- Born Mark Perry on May 30, 2001 in Torrance, Calif.

MARK PERRY'S NFL STATISTICS

REGULAR SEASON		TACKLES										INTERCEPTIONS					FUMBLES			
Year	Team	GP	GS	Tot	Solo	Asst	Sk	Yds	QBP	TFL		No	Yds	Lg	TD	PD	FF	FR	Yds	SpT
2024	HOU/NE	Practice Squad																		
NFL Totals		0	0	0	0	0	0.0	0.0	0	0		0	0	0	0	0	0	0	0	0

Single-Game Highs

Tackles -

Special Teams Tackles -



20 TONY POLLARD

RUNNING BACK • 6'0" • 209 LBS

COLLEGE: MEMPHIS • ACQUIRED: UNRESTRICTED FREE AGENT (DAL) - 2024

NFL EXPERIENCE (NFL/TITANS): 7/1 • HOMETOWN: MEMPHIS, TENN.

GAMES PLAYED/GAMES STARTED: 95/39 (PLAYOFFS: 4/1)



PRO BOWL: 2022

PRO: The Titans signed Tony Pollard early in the 2024 offseason to add experience and a playmaking threat to the offensive backfield. The 6-foot, 209-pounder entered the NFL as a fourth-round pick of the Dallas Cowboys in 2019. The Memphis product served primarily as a backup during his first three seasons with the Cowboys before enjoying a breakout 2022 campaign with 1,007 rushing yards and 12 total touchdowns which led to his first career Pro Bowl nod. Dallas used the franchise tag on Pollard heading into the 2023 season, and he responded with 1,005 yards on the ground and six scores. In his first season with the Titans, Pollard totaled career-highs in carries (260) and rushing yards (1,079).

CAREER HIGHLIGHTS:

- In 2024, Pollard started 16 games and ranked third in the AFC with a career-best 1,079 rushing yards on a career-high 260 carries.
- In 2023, Pollard started all 17 games for the first time in his career and led the Cowboys with 1,005 rushing yards on a career-high 252 carries with six touchdowns.
- In 2022, Pollard was selected to his first career Pro Bowl after rushing 193 times for 1,007 yards and nine scores, while averaging 5.2 yards-per-carry to rank third in the NFL.
- Pollard had a memorable 100-yard kickoff return for a touchdown against the Las Vegas Raiders on Thanksgiving Day in 2021.

TITANS TIDBITS:

- Pollard's family owns Pollard's Bar-B-Q restaurant in his hometown of Memphis. Starting from humble beginnings, Pollard's was first established as a mobile catering business in 1995. As the demand for their unique southern style of Memphis BBQ grew, Pollard's reopened in the fall of 1996 as a small carry-out catering business. In 2011, Pollard's answered the overwhelming demands of its growing customer base by becoming a dine-in restaurant. With the new expansion came bigger and better things, such as an expanded menu and an upscale renovation by Food Network's Robert Irvine from Restaurant Impossible.
- Pollard was a dynamic kickoff returner at the collegiate level, tying a FBS record with seven career kickoff returns for touchdowns during his Memphis career.

CAREER TRANSACTIONS:

- The Memphis, Tenn., native was selected by the Dallas Cowboys in the fourth round (128th overall) the 2019 NFL Draft.
- Designated by the Cowboys as the non-exclusive franchise player on March 6, 2023 and signed the franchise tag tender on March 23, 2023.
- Signed by the Titans as an unrestricted free agent on March 14, 2024.

SEASON RECAPS:

2024 (16/16 - Tennessee): Started 16 games at running back in his first season with the Titans and ranked third in the AFC with a career-best 1,079 rushing yards on 260 carries. Led the squad with five rushing touchdowns and 1,317 scrimmage yards. Ranked third on the team with 41 receptions for 238 yards. Registered his fourth consecutive season with at least 1,000 scrimmage yards. Was inactive for one contest. Has 10 career 100-yard rushing games, including three in 2024 (vs. NE, at HST, vs. JAX). Led the team in rushing yards 14 times in 2024 (at CHI, vs. NYJ, vs. GB, at MIA, vs. IND, at BUF, at DET, vs. NE, at HST, at WAS, vs. JAX, vs. CIN, at IND, vs. HST). Led or tied for the team lead in receptions three times in 2024

(vs. NYJ, at MIA, at WAS).

- At Chicago (9/8), made his Titans debut as the starter at running back and led the team with 82 rushing yards on 16 carries with a touchdown. Snared three receptions for 12 yards out of the backfield. Gave the Titans an early 7-0 lead with a 26-yard touchdown jaunt off left guard late in the first quarter.
- Against N.Y. Jets (9/15), started at running back and carried the ball 17 times for a team-high 62 yards. Led the team with five receptions for 40 yards. Extended the Titans' second scoring drive with a 22-yard grab down the right sideline on third-and-three just before halftime.
- At Miami (9/30), led the team with 88 rushing yards on 22 carries with a touchdown. Tied for the team lead with two receptions for 20 yards. Registered his 18th career game with at least 100 scrimmage yards. Setup the Titans' first touchdown with a 41-yard jaunt off left tackle to the Dolphins' seven-yard line in the third quarter. Sealed the victory with a four-yard touchdown run on fourth-and-goal late in the final stanza.
- Against Indianapolis (10/13), rushed 17 times for a team-high 93 yards with a touchdown. Snared three receptions out of the backfield. Extended a Titans' scoring drive with a seven-yard run on third-and-three in the second quarter. Gave the Titans a 17-10 advantage with a 23-yard touchdown scamper on third-and-19 in the third stanza.
- At Buffalo (10/20), led the team with 61 rushing yards on 16 carries and in the process reached 4,000 rushing yards for his career. Hauled in two receptions out of the backfield.
- At Detroit (10/27), led the team with 94 rushing yards on 20 carries. Caught three passes for 23 yards.
- Against New England (11/3), rushed a career-high 28 times for a season-best 128 yards. Hauled in three receptions for 26 yards. His 154 scrimmage yards were the second-best scrimmage yard total of his career. Set up the Titans' opening touchdown with a 32-yard rumble down to the Patriots' nine-yard line in the first quarter. Extended the Titans' game-winning drive with a nine-yard run up the middle on third-and-three in overtime.
- At Houston (11/24), started at running back and led the team with 119 rushing yards on 24 carries with a touchdown. Hauled in three passes for 10 yards out of the backfield. Increased the Titans lead to 17-7 with a 10-yard touchdown jaunt in the second quarter.
- Against Jacksonville (12/8), carried the ball 21 times for 102 yards. Grabbed two receptions for 22 yards out of the backfield. Kept the Titans' opening scoring drive alive with a pair of third-and-one conversions: an eight-yard run and a three-yard jaunt in the first quarter.
- Against Cincinnati (12/15), rushed 17 times for 45 yards with a touchdown. Gave the Titans an early 7-0 lead with a three-yard touchdown jaunt up the middle in the opening stanza.
- At Indianapolis (12/22), led the team with 35 rushing yards on eight carries. Snared two receptions for five yards. Converted a third-and-one with a 17-yard run in the first quarter. The run put him over the 1,000-yard mark for the season. Ran in a two-point conversion late in the third quarter.

2023 (17/17, 1/1 - Dallas): Started all 17 games for the first time in his career and led the team with 1,005 rushing yards on a career-high 252 carries with six touchdowns. Also finished third on the offense with a career-best 55 receptions for 311 yards (fifth). Combined with his 1,007 rushing yards in 2022, became the sixth running back in team history to have consecutive 1,000-yard seasons, joining Calvin Hill, Tony Dorsett, Emmitt Smith, DeMarco Murray and Ezekiel Elliott. Started the postseason contest and carried the ball 15 times for 56 yards to go along with seven



receptions for 29 yards.

- At N.Y. Giants (9/10), rushed for 70 yards on 14 carries and totaled two touchdowns on the ground, his fourth career game with multiple rushing touchdowns.
- Against N.Y. Jets (9/17), tallied a career-high 25 carries for 72 yards and caught seven passes for 37 yards for a career-high 32 total touches.
- At Arizona (9/24), carried the ball 23 times for a season-best 122 yards (5.3 avg.) - third-most rushing yards in a game of his career. It also marked his seventh career 100-yard rushing game and his first since he had 115 yards at Green Bay (11/13/22).
- At L.A. Chargers (10/16), finished with 110 scrimmage yards (30 rushing; 80 receiving), his third game of the season - 15th of his career - with 100-plus scrimmage yards. Had a 60-yard reception - second-longest catch of his career.
- Against Washington (11/23), recorded 13 carries for 79 yards and a touchdown while catching six passes for 24 yards, his fourth game with 100 scrimmage yards in 2023 and 16th of his career.
- Against Seattle (11/30), notched 20 carries for 68 yards and a touchdown. Marked his third consecutive game with a rushing touchdown, a career-long touchdown streak.
- At Washington (1/7), recorded 17 carries for 70 yards and a score, adding two catches for 16 yards. Eclipsed 1,000 rushing yards on the season (1,005) to become the sixth running back in team history to have consecutive 1,000-yard seasons.
- Against Green Bay (1/14), made his first career postseason start in the Wild Card Playoff Game and rushed 15 times for 56 yards and a touchdown while catching seven passes for 29 yards. His seven receptions tied for the second-most by a running back in a postseason game in team history.

2022 (16/4, 2/0 - Dallas): Earned his first Pro Bowl nod after seeing action in 16 games with four starts at running back. Set the tone for the Dallas rushing attack, toting the rock 193 times for 1,007 yards - his first career 1,000-yard season - and nine scores, averaging 5.2 yards-per-carry to rank third in the NFL. Also caught a then career-high tying 39 passes for a career-best 371 yards and three scores. Combining his rushing and receiving average, he led the NFL with 5.94 yards-per-touch. Was inactive for one contest. Appeared as a reserve in both postseason games and amassed 21 carries for 99 yards while adding five catches for 23 yards.

- At N.Y. Giants (9/26), led the team with 105 yards (8.1 avg.) on 13 carries.
- At L.A. Rams (10/9), provided 86 yards on eight carries with a 57-yard rushing score - the second-longest rushing score of his career.
- Against Chicago (10/30), carried the ball 14 times for 131 yards and a career-best three rushing scores - the first Cowboy with three rushing scores since Dak Prescott had three at Atlanta (9/20/20).
- At Green Bay (11/13), toted the rock a career-high 22 times for 115 yards and a score, topping 3,000 career scrimmage yards in the process.
- At Minnesota (11/20), finished with a career-high 189 scrimmage yards (109 receiving; 80 rushing) and two receiving scores. Became the fourth NFL player since 1990 with at least 75 rushing yards, 100 receiving yards and two touchdowns in a game, joining Joey Galloway, Todd Gurley and LaDainian Tomlinson.
- At Jacksonville (12/14), led the offense with 19 carries for 75 yards and caught four passes for 31 yards - his seventh game with 100 scrimmage yards.
- At Washington (1/8/23), rushed seven times for 19 yards to surpass 1,000 yards on the ground for the first time in his career.
- At Tampa Bay (1/26), led all rushers with 77 yards on 15 carries in the Wild Card Game.

2021 (15/0, 1/0 - Dallas): Appeared as a reserve in 15 games and rushed for 719 yards and two touchdowns on 130 carries. Caught 39 passes for 337 yards. Also recorded 17 kick returns for 481 yards with a touchdown while tying for second on the team with five special teams tackles. Was inactive for two contests. Saw action in his first career playoff contest and rushed four times for 14 yards and added two receptions for 12 yards.

- At L.A. Chargers (9/19), collected 109 yards and a score on 13 carries and caught three balls for 31 yards in the win.
- Against N.Y. Giants (10/10), produced 14 carries for 75 yards as he teamed with Ezekiel Elliott to give Dallas 200 total rushing yards for the second consecutive game.
- Against Las Vegas (11/25), posted his first career kick return for a touchdown, taking a return back 100 yards. Finished the Thanksgiving Day game with three returns for 129 yards, 10 rushes for 36 yards, four receptions for 32 yards and two special teams tackles.
- At New Orleans (12/2), had a career-long 58-yard scoring jaunt, finishing

with 71 yards on seven carries, catching two passes for three yards and returning one kick for 22 yards.

- At N.Y. Giants (12/19), led the team with 74 yards on 12 rushes and caught three passes for 13 yards.
- Against Arizona (1/2), produced nine rushing yards and 49 receiving yards, topping 1,000 scrimmage yards for the season - his first career 1,000-scrimmage yard campaign.

2020 (16/2 - Dallas): Played in all 16 games with two starts at running back and rushed for 435 yards and four touchdowns on 101 carries while catching 28 passes for 193 yards and a touchdown. Finished fourth in the NFL with 766 kickoff return yards and tied for second in the league with 32 returns.

- Against Atlanta (9/20), logged his first career start as Dallas opened the game with two running backs. Topped 100 kickoff return yards for the first time in his career.
- At Washington (10/15), notched a season-long kickoff return of 67 yards.
- At Philadelphia (11/1), rushed seven times for 40 yards, caught two passes for 24 yards and returned three kicks for 49 yards.
- At Minnesota (11/22), rushed five times for 60 yards with a 42-yard touchdown.
- At Baltimore (12/8), posted a season-high 126 kickoff return yards.

2019 (15/0 - Dallas): Saw action as a reserve in 15 games as a rookie and rushed 86 times for 455 yards with two touchdowns. Added 15 catches for 107 yards with a score. Returned 14 kickoffs for 245 yards. Was inactive for one contest.

- Against N.Y. Giants (9/8), made his NFL debut in the opener and had 24 yards on 13 carries.
- Against Miami (9/22), tallied his first career 100-yard outing and touchdown, finishing the game with 103 rushing yards and a score. Teamed with Ezekiel Elliott (125) to mark the fourth time in franchise history the Cowboys had a pair of 100-yard rushers in the same game.
- At Detroit (11/17), posted his first career receiving touchdown on a 21-yard pass from Dak Prescott. Along with Ezekiel Elliott's receiving score, it marked the first time since 2001 Dallas had two running backs each with a receiving touchdown.
- Against the L.A. Rams (12/15), collected a season-high 131 yards on 12 carries with a touchdown. Scored on a 44-yard scamper late in the fourth quarter.

COLLEGE:

- In three playing seasons at Memphis (2016-18), Pollard played in 40 games and totaled 139 carries for 973 yards with nine rushing touchdowns and added 1,292 yards on 104 career receptions with nine receiving scores. He was considered one of the best kickoff return specialists in college football, tying a FBS record with seven career kick-return touchdowns, 87 kickoff returns (second in school history), 2,616 kickoff return yards (second in school history), 30.1 kick-return average (school record). He finished his career ranked second in school history with 4,680 all-purpose yards.
- As a junior (2018), saw action in 14 games and set career-bests with 78 rush attempts for 552 yards and six touchdowns, while adding 39 catches for 458 yards and three touchdowns through the air. Returned 27 kickoffs for 667 yards with a touchdown.
- As a sophomore (2017), played in all 13 games and registered 22 kick returns for 881 yards, 30 rushes for 230 yards, 36 receptions for 536 yards and one punt return for two yards. Logged a team-high 1,649 all-purpose yards which was the fourth-most for a season in school history. Led the nation in kick-return average at 40.0 yards per return and tied for FBS lead with four kick returns for touchdowns. Finished as the team's second-leading receiver with 536 yards on 36 catches and the squad's third-leading rusher with 230 yards.
- As a redshirt freshman (2016), played in all 13 games and made seven starts at running back. Made an immediate impact in his first collegiate season as one of college football's top kick returners. Ranked among FBS leaders in kick return total yards (2nd; 1,068), kick return average (8th; 28.1 ypr), kick return touchdowns (2nd; 2) and total kick returns (6th; 38). Rushed for 159 yards on 31 carries with a score. Ranked third on the squad with 29 catches for 298 yards and two touchdowns.
- As a true freshman (2015), redshirted.
- Graduated from Memphis with a degree in sport and leisure management.

PERSONAL:

- Attended Melrose (Memphis, Tenn.) High School, where he was a two-



way all-district selection at both wide receiver and defensive back.

- As a senior (2014), registered over 1,200 receiving yards and 20 touchdowns. Named to The Commercial Appeal 2014 Class 4A-5A Best of the Preps Team after helping the Golden Wildcats to an 8-3 record and a state playoffs appearance. Selected to play in the AutoZone Liberty Bowl All-Star Game.
- As a junior (2013), helped lead Melrose to an 8-4 record and a TSSAA Class 5A state playoffs berth.
- Son of Torria and Tarrance Pollard. Has two siblings, Tneshia and Terrion.
- Follow Pollard on X at @Tp_5 and on Instagram at @playmaker_tp.
- Born Tony Randall Pollard on April 30, 1997 in Memphis, Tenn.

TONY POLLARD'S GAME-BY-GAME

2019 Dallas Cowboys										RUSHING										RECEIVING									
Date	Opp	W/L	P/S	Att	Yds	Avg	Lg	TD		No	Yds	Avg	Lg	TD						No	Yds	Avg	Lg	TD					
Sept 8	NYG	W	p	13	24	1.8	6	0		0	0	-	0	0						0	0	-	0	0					
Sept 15	@ Was	W	p	4	22	5.5	10	0		1	3	3	3	0						1	3	3	3	0					
Sept 22	Mia	W	p	13	103	7.9	28	1		3	25	8.3	12	0						3	25	8.3	12	0					
Sept 29	@ NO	L	p	0	0	-	0	0		0	0	-	0	0						0	0	-	0	0					
Oct 6	GB	L	p	4	19	4.8	7	0		0	0	-	0	0						0	0	-	0	0					
Oct 13	@ NYJ	L	p	3	13	4.3	10	0		0	0	-	0	0						0	0	-	0	0					
Oct 20	Phi	W	p	8	28	3.5	11	0		0	0	-	0	0						0	0	-	0	0					
Nov 4	@ NYG	W	p	3	21	7	10	0		1	9	9	9	0						1	9	9	9	0					
Nov 10	Min	L	p	1	-4	-4	-4	0		0	0	-	0	0						0	0	-	0	0					
Nov 17	@ Det	W	p	2	12	6	7	0		4	44	11	21t	1						4	44	11	21t	1					
Nov 24	@ NE	L	p	4	19	4.8	8	0		3	9	3	8	0						3	9	3	8	0					
Nov 28	Buf	L	p	3	7	2.3	4	0		0	0	-	0	0						0	0	-	0	0					
Dec 5	@ Chi	L	IA																										
Dec 15	LAR	W	p	12	131	10.9	44t	1		2	12	6	8	0						2	12	6	8	0					
Dec 22	@ Phi	L	p	2	0	0	1	0		0	0	-	0	0						0	0	-	0	0					
Dec 29	Was	W	p	14	60	4.3	11	0		1	5	5	5	0						1	5	5	5	0					
Totals		8-8	15/0	86	455	5.3	44t	2		15	107	7.1	21t	1															

2020 Dallas Cowboys										RUSHING										RECEIVING									
Date	Opp	W/L	P/S	Att	Yds	Avg	Lg	TD		No	Yds	Avg	Lg	TD						No	Yds	Avg	Lg	TD					
Sept 13	@ LAR	L	p	2	10	5	6	0		2	22	11	18	0						2	22	11	18	0					
Sept 20	Atl	W	S	2	6	3	3	0		1	3	3	3	0						1	3	3	3	0					
Sept 27	@ Sea	L	p	0	0	-	0	0		1	-5	-5	-5	0						1	-5	-5	-5	0					
Oct 4	Cle	L	p	3	16	5.3	8	1		1	16	16	16	0						1	16	16	16	0					
Oct 11	NYG	W	p	6	30	5	13	0		2	2	1	9	0						2	2	1	9	0					
Oct 19	Ari	L	p	10	31	3.1	12	0		2	9	4.5	5	0						2	9	4.5	5	0					
Oct 25	@ Was	L	p	8	16	2	6	0		1	6	6	6	0						1	6	6	6	0					
Nov 1	@ Phi	L	p	7	40	5.7	14	0		2	24	12	14	0						2	24	12	14	0					
Nov 8	Pit	L	p	9	57	6.3	20	0		1	1	1	1	0						1	1	1	1	0					
Nov 22	@ Min	W	p	5	60	12	42t	1		0	0	-	0	0						0	0	-	0	0					
Nov 26	Was	L	p	4	12	3	5	0		2	10	5	6	0						2	10	5	6	0					
Dec 8	@ Bal	L	p	8	22	2.8	12	0		1	6	6	6	0						1	6	6	6	0					
Dec 13	@ Cin	W	p	11	39	3.5	17	0		2	9	4.5	7t	1						2	9	4.5	7t	1					
Dec 20	SF	W	S	12	69	5.8	40t	2		6	63	10.5	30	0						6	63	10.5	30	0					
Dec 27	Phi	W	p	9	12	1.3	7	0		1	8	8	8	0						1	8	8	8	0					
Jan 3	@ NYG	L	p	5	15	3	6	0		3	19	6.3	10	0						3	19	6.3	10	0					
Totals		6-10	16/2	101	435	4.3	42t	4		28	193	6.9	30	1															

2021 Dallas Cowboys										RUSHING										RECEIVING									
Date	Opp	W/L	P/S	Att	Yds	Avg	Lg	TD		No	Yds	Avg	Lg	TD						No	Yds	Avg	Lg	TD					
Sept 9	@ TB	L	p	3	14	4.7	11	0		4	29	7.3	11	0						4	29	7.3	11	0					
Sept 19	@ LAC	W	p	13	109	8.4	28	1		3	31	10.3	13	0						3	31	10.3	13	0					
Sept 27	Phi	W	p	11	60	5.5	11	0		1	5	5	5	0						1	5	5	5	0					
Oct 3	Car	W	p	10	67	6.7	18	0		0	0	-	0	0						0	0	-	0	0					
Oct 10	NYG	W	p	14	75	5.4	17	0		4	28	7	13	0						4	28	7	13	0					
Oct 17	@ NE	W	p	10	41	4.1	9	0		3	22	7.3	13	0						3	22	7.3	13	0					
Oct 31	@ Min	W	p	7	26	3.7	7	0		1	1	1	1	0						1	1	1	1	0					
Nov 7	Den	L	p	4	11	2.8	8	0		1	32	32	32	0						1	32	32	32	0					
Nov 14	Atl	W	p	11	42	3.8	15	0		6	56	9.3	19	0						6	56	9.3	19	0					
Nov 21	@ KC	L	p	7	50	7.1	31	0		2	20	10	14	0						2	20	10	14	0					
Nov 25	LV	L	p	10	36	3.6	12	0		4	32	8	13	0						4	32	8	13	0					
Dec 2	@ NO	W	p	7	71	10.1	58t	1		2	3	1.5	2	0						2	3	1.5	2	0					
Dec 12	@ Was	W	IA																										
Dec 19	@ NYG	W	p	12	74	6.2	17	0		3	13	4.3	7	0						3	13	4.3	7	0					
Dec 26	Was	W	p	8	34	4.3	9	0		2	16	8	9	0						2	16	8	9	0					
Jan 2	Ari	L	p	3	9	3	5	0		3	49	16.3	31	0						3	49	16.3	31	0					
Jan 8	@ Phi	W	IA																										
Totals		12-5	15/0	130	719	5.5	58t	2		39	337	8.6	32	0															
Playoffs																													
Jan 16	SF	L	p	4	14	3.5	8	0		2	12	6.0	10	0						2	12	6.0	10	0					
Totals		0-1	1/1	4	14	3.5	8	0		2	12	6.0	10	0															

2022 Dallas Cowboys				RUSHING						RECEIVING					
Date	Opp	W/L	P/S	Att	Yds	Avg	Lg	TD	No	Yds	Avg	Lg	TD		
Sept 11	TB	L	S	6	8	1.3	9	0	2	14	7	10	0		
Sept 18	Cin	W	p	9	43	4.8	17	1	4	55	13.8	46	0		
Sept 26	@ NYG	W	p	13	105	8.1	46	0	0	0	-	0	0		
Oct 2	Was	W	p	8	6	0.8	9	0	1	2	2	2	0		
Oct 9	@ LAR	W	p	8	86	10.8	57t	1	0	0	-	0	0		
Oct 16	@ Phi	L	p	11	44	4	15	0	2	8	4	8	0		
Oct 23	Det	W	p	12	83	6.9	28	0	2	26	13	19	0		
Oct 30	Chi	W	S	14	131	9.4	54t	3	1	16	16	16	0		
Nov 13	@ GB	L	S	22	115	5.2	14	1	3	13	4.3	9	0		
Nov 20	@ Min	W	p	15	80	5.3	20	0	6	109	18.2	68t	2		
Nov 24	NYG	W	p	18	60	3.3	13	0	2	1	0.5	2	0		
Dec 4	Ind	W	S	12	91	7.6	30t	2	2	15	7.5	10	0		
Dec 11	Hst	W	p	10	42	4.2	18	1	4	20	5	10t	1		
Dec 18	@ Jax	L	p	19	75	3.9	21	0	4	31	7.8	11	0		
Dec 24	Phi	W	p	9	19	2.1	8	0	6	61	10.2	13	0		
Dec 29	@ Ten	W	IA												
Jan 8	@ Was	L	p	7	19	2.7	5	0	0	0	-	0	0		
Totals		12-5	16/4	193	1,007	5.2	57t	9	39	371	9.5	68t	3		

TONY POLLARD'S NFL STATISTICS

REGULAR SEASON

Year	Team	REGULAR SEASON		RUSHING					RECEIVING				
		GP	GS	Att	Yds	Avg	Lg	TD	No	Yds	Avg	Lg	TD
2019	Dallas	15	0	86	455	5.3	44t	2	15	107	7.1	21t	1
2020	Dallas	16	2	101	435	4.3	42t	4	28	193	6.9	30	1
2021	Dallas	15	0	130	719	5.5	58t	2	39	337	8.6	32	0
2022	Dallas	16	4	193	1,007	5.2	57t	9	39	371	9.5	68t	3
2023	Dallas	17	17	252	1,005	4.0	31	6	55	311	5.7	60	0
2024	Tennessee	16	16	260	1,079	4.2	41	5	41	238	5.8	30	0
NFL Totals		95	39	1,022	4,700	4.6	58t	28	217	1,557	7.2	68t	5

REGULAR SEASON

Year	Team	PUNT RETURNS						KICKOFF RETURNS				
		No	FC	Yds	Avg	Lg	TD	No	Yds	Avg	Lg	TD
2019	Dallas	0	0	0	-	0	0	14	245	17.5	30	0
2020	Dallas	0	0	0	-	0	0	32	766	23.9	67	0
2021	Dallas	0	0	0	-	0	0	17	489	28.8	100t	1
NFL Totals		0	0	0	-	0	0	63	1,500	23.8	100t	1

PLAYOFFS

Year	Team	PLAYOFFS		RUSHING					RECEIVING				
		GP	GS	Att	Yds	Avg	Lg	TD	No	Yds	Avg	Lg	TD
2021	Dallas	1	0	4	14	3.5	8	0	2	12	6.0	10	0
2022	Dallas	2	0	21	99	4.7	18	0	5	23	4.6	8	0
2023	Dallas	1	1	15	56	3.7	11	1	7	29	4.1	9	0
NFL Totals		4	1	40	169	4.2	18	1	14	64	4.6	10	0

PLAYOFFS

Year	Team	PUNT RETURNS						KICKOFF RETURNS				
		No	FC	Yds	Avg	Lg	TD	No	Yds	Avg	Lg	TD
2021	Dallas	0	0	0	-	0	0	2	50	25.0	32	0
NFL Totals		0	0	0	-	0	0	2	50	25.0	32	0

Single-Game Highs

Rushes - 28 vs. New England (11/3/24)
 Rushing Yards - 131 (Twice, last vs. Chicago 10/30/22)
 Long Rush - 58t at New Orleans (12/2/21)
 Touchdowns - 3 vs. Chicago (10/30/22)
 Receptions - 7 (Twice, last vs. Philadelphia 12/10/23)
 Receiving Yards - 109 at Minnesota (11/20/22)
 Long Reception - 68t at Minnesota (11/20/22)
 Touchdowns - 2 at Minnesota (11/20/22)
 Kickoff Returns - 5 vs. Atlanta (9/20/20)
 Kickoff Return Yards - 129 vs. Las Vegas (11/25/21)
 Long Kickoff Return - 100t vs. Las Vegas (11/25/21)
 Kickoff Return Touchdowns - 1 vs. Las Vegas (11/25/21)

Playoff Single-Game Highs

Rushes - 15 (Twice, last vs. Green Bay 1/14/24)
 Rushing Yards - 77 at Tampa Bay (1/16/24)
 Long Rush - 18 at Tampa Bay (1/16/23)
 Touchdowns - 1 vs. Green Bay (1/14/24)
 Receptions - 7 vs. Green Bay (1/14/24)
 Receiving Yards - 29 vs. Green Bay (1/14/24)
 Long Reception - 10 vs. San Francisco (1/16/22)
 Kickoff Returns - 2 vs. San Francisco (1/16/22)
 Kickoff Return Yards - 50 vs. San Francisco (1/16/22)
 Long Kickoff Return - 32 vs. San Francisco (1/16/22)

Additional Statistics

Misc. Tackles - 1 (2019); 1 (2020), 1 (2024)
 Two-Point Conversions - 1 run (2019), 1 run (2023), 1 run (2024)
 Fumble Recoveries - 1 (2021), 1 (2024)


13 JAMES PROCHE II

WIDE RECEIVER • 5'11" • 193 LBS

COLLEGE: SOUTHERN METHODIST • ACQUIRED: UNRESTRICTED FREE AGENT (CLE) - 2025

NFL EXPERIENCE (NFL/TITANS): 6/1 • HOMETOWN: DALLAS, TEXAS

GAMES PLAYED/GAMES STARTED: 62/1 (PLAYOFFS: 2/0)



PRO: The Titans signed James Proche II early in the 2025 offseason to add experience to the wide receiver room and as a special teams playmaking threat. The 5-foot-11-inch, 193-pounder entered the NFL as a sixth-round pick of the Baltimore Ravens in 2020. The Dallas, Texas, native has appeared in 62 games over his five-year NFL career, serving primarily as a punt returner during his time with the Baltimore Ravens and Cleveland Browns.

CAREER HIGHLIGHTS:

- In 2020, Proche II was named to PFWA All-Rookie Team as a punt returner.

TITANS TIDBITS:

- Proche was mentored by Hall of Fame cornerback Deion Sanders. He spent two years at Prime Prep Academy (Texas), co-founded by Sanders, before transferring to DeSoto (Texas) High School for his senior year.
- Proche's nickname is "Channel 3" which originates from his favorite number, 3, and his desire to "put on a show" when playing.
- Proche is an avid photographer.

CAREER TRANSACTIONS:

- The Dallas, Texas, native was selected by the Baltimore Ravens in the sixth round (201st overall) of the 2020 NFL Draft.
- Released by the Ravens on Aug. 29, 2023.
- Signed by the Cleveland Browns to the team's practice squad on Oct. 31, 2023.
- Activated from the practice squad to the Browns' active roster standard elevation on Nov. 4, 2023.
- Signed to the Browns' active roster from the team's practice squad on Nov. 7, 2023.
- Released by the Browns on Aug. 27, 2024 and signed to the team's practice squad a day later.
- Activated from the practice squad to the Browns' active roster standard elevation on Sept. 14, 2024.
- Released by the Browns on Oct. 12, 2024 and signed to the team's practice squad three days later.
- Activated from the practice squad to the Browns' active roster standard elevation on Dec. 7, 2024.
- Activated from the practice squad to the Browns' active roster standard elevation on Dec. 14, 2024.
- Activated from the practice squad to the Browns' active roster standard elevation on Dec. 21, 2024.
- Signed to the Browns' active roster from the team's practice squad on Dec. 26, 2024.
- Signed by the Titans as an unrestricted free agent on March 26, 2025.

SEASON RECAPS:

2024 (9/0 - Cleveland): Appeared in nine games and returned 19 punts for 172 yards and one kickoff for 19 yards. Also recorded three receptions for 21 yards.

- Against N.Y. Giants (9/22), returned five punts for 38 yards.
- At Pittsburgh (12/8), recorded two receptions for 18 yards.

2023 (10/1, 1/0 - Cleveland): Appeared in 10 games with one start. Returned 22 punts for 197 yards. Also returned one kickoff for 19 yards.

- Against Arizona (11/5), returned six punts for 38 yards.
- At Cincinnati (1/7), made first NFL start and returned one punt for six

yards.

2022 (15/0, 1/0 - Baltimore): Appeared in 15 games and tallied eight receptions for 62 yards. Added four punt returns for 24 yards.

- At Tampa Bay (10/27), recorded three receptions for 24 yards.

2021 (14/0 - Baltimore): Appeared in 14 games. Tallied a career high 16 receptions and 202 receiving yards. Added two kickoff returns for 22 yards.

- At Denver (10/3), recorded five receptions for 74 yards.

2020 (14/0 - Baltimore): Appeared in 14 games. Returned 23 punts for 198 yards. Added one reception for 14 yards.

- Against Cleveland (9/3), made his NFL debut and recorded two punt returns for 26 yards.

COLLEGE:

- Proche played in 50 games over five seasons (2015-19) at Southern Methodist University and set multiple school records. Proche set career records for receiving touchdowns, career receptions, career receiving yards, career all-purpose yards (4,996), season receiving touchdowns (15) and consecutive games with a reception touchdowns (12).
- As a senior (2019), started all 13 games and registered an FBS-leading 111 receptions. Led the Mustangs with 1,225 yards (13th NCAA) and 15 touchdowns (4th NCAA). Ranked second nationally in receptions per game with 8.5. Had a team-leading 1,423 all-purpose yards. Was second on the team in scoring with 92 points. Led the Mustangs with 17 punt returns for 164 yards.
- As a junior (2018), led the AAC and was in the top-12 in the FBS in multiple statistical categories including fifth in receptions per game (8), eighth in receiving touchdowns (12), 10th in receiving yards per game (100) and 12th in receiving yards (1,199 yards).
- As a sophomore (2017), played in all 13 games with nine starts. Was third on the team with 40 receptions for 816 yards and six touchdowns. Tallied three kick returns for 50 yards and one punt return for six yards. Finished fifth on the team with 872 all-purpose yards. Connected on an 86-yard pass from Ben Hicks against Central Florida, tied for sixth longest pass play at Southern Methodist University.
- As a redshirt freshman (2016), played in all 12 games and started in eight. Was one of three Mustangs (Braeden West and Courtland Sutton) with at least 1,000 all-purpose yards after finishing with 1,044 total yards. Finished second on the team in receptions (57), receiving yards (709) and touchdown receptions (6). Named honorable mention Freshman All-American by Campus Insiders and American Athletic Conference Weekly Honor Role.
- As a true freshman (2015), redshirted.
- Graduated from Southern Methodist University with a degree in sociology.

PERSONAL:

- Attended DeSoto (Texas) High School, during his senior year where he was a four-star ESPN recruit. Ranked the nation's No. 38 wideout and the No. 52 player in Texas by ESPN.com. A member of the Dallas Morning News Area Top 100, coming in at No. 33. Ranked as the No. 8 wideout in Texas by Dave Campbell's Texas Football.
- Caught 18 passes for 335 yards and a score in just seven games in 2014. Also had 15 punt returns for 227 yards and another score
- Follow Proche II on X at @jamesproche3 and on Instagram at @jamesproche3.
- Born James Proche II on Sept. 20, 1996 in Dallas, Texas.



JAMES PROCHE'S NFL STATISTICS

REGULAR SEASON

Year	Team	RECEIVING							RUSHING				
		GP	GS	No	Yds	Avg	Lg	TD	Att	Yds	Avg	Lg	TD
2020	Baltimore	14	0	1	14	14.0	14	0	0	0	-	0	0
2021	Baltimore	14	0	16	202	12.6	32	0	0	0	-	0	0
2022	Baltimore	15	0	8	62	7.8	12	0	0	0	-	0	0
2023	Cleveland	10	1	0	0	0.0	0	0	0	0	-	0	0
2024	Cleveland	9	0	3	21	7.0	14	0	0	0	-	0	0
NFL Totals		62	1	28	299	10.7	32	0	0	0	-	0	0

REGULAR SEASON

Year	Team	PUNT RETURNS						KICKOFF RETURNS				
		No	FC	Yds	Avg	Lg	TD	No	Yds	Avg	Lg	TD
2020	Baltimore	23	16	198	8.6	20	0	0	0	-	0	0
2021	Baltimore	0	0	0	-	0	0	2	22	11.0	22.0	0
2022	Baltimore	4	2	24	6.0	9	0	0	0	-	0	0
2023	Cleveland	22	27	197	9.0	21	0	1	19	19.0	19.0	0
2024	Cleveland	19	10	172	9.1	18	0	1	19	19.0	19.0	0
NFL Totals		68	55	591	8.7	21	0	4	60	15	22	0

PLAYOFFS

Year	Team	RECEIVING							RUSHING				
		GP	GS	No	Yds	Avg	Lg	TD	Att	Yds	Avg	Lg	TD
2022	Baltimore	1	0	0	0	-	0	0	0	0	-	0	0
2023	Cleveland	1	0	0	0	-	0	0	0	0	-	0	0
NFL Totals		2	0	0	0	-	0	0	0	0	-	0	0

PLAYOFFS

Year	Team	PUNT RETURNS						KICKOFF RETURNS				
		No	FC	Yds	Avg	Lg	TD	No	Yds	Avg	Lg	TD
2022	Baltimore	2	1	26	13.0	16	0	0	0	-	0	0
2023	Cleveland	1	1	2	2.0	2	0	0	0	-	0	0
NFL Totals		3	2	28	9.3	16	0	0	0	-	0	0

Single-Game Highs

Receptions - 7 at Cincinnati (12/26/21)
 Receiving Yards - 76 at Cincinnati (12/26/21)
 Long Reception - 32 at Denver (10/03/21)
 Punt Returns - 6 vs. Arizona (11/05/23)
 Punt Return Yards - 55 vs. Arizona (11/05/23)
 Punt Return Long - 21 vs. Pittsburgh (11/19/23)


76 ISAIAH RAIKES

NOSE TACKLE • 6'1" • 310 LBS

COLLEGE: AUBURN • ACQUIRED: FREE AGENT - 2025

NFL EXPERIENCE (NFL/TITANS): ROOKIE • HOMETOWN: WOODBURY, N.J.

GAMES PLAYED/GAMES STARTED: 0/0 (PLAYOFFS: 0/0)



PRO: The Titans signed Isaiah Raikes as a rookie free agent following the 2025 NFL Draft. The 6-foot-1-inch, 310-pounder appeared in 53 games with 16 starts over five collegiate seasons (2020-24) at Auburn (2024) and Texas A&M (2020-2023). Raikes finished his collegiate career with 58 tackles, two sacks, one pass defended and one forced fumble.

TITANS TIDBITS:

- Raikes' hidden talent is being able to juggle.

CAREER TRANSACTIONS:

- The Woodbury, N.J. native was signed by the Titans as a rookie free agent on May 9, 2025.

COLLEGE:

- Appeared in 53 games with 16 starts over five seasons (2020-24) at Auburn (2024) and Texas A&M (2020-2023). Raikes finished his collegiate career with 58 tackles, two sacks, one pass defended and one forced fumble.
- As a graduate (2024), made 11 starts for Auburn and tallied 11 tackles with two tackles for loss. Transferred from Texas A&M to Southern California where he spent the 2024 spring semester before transferring to Auburn.
- As a senior (2023), played in all 12 games with one start at Texas A&M. Tallied 17 tackles with three tackles for loss. In addition, he had one sack, one forced fumble and one pass defended.
- As a junior (2022), played in all 12 games and made three starts for the Aggies. Tallied 17 tackles with two tackles for loss. Served as a season long captain for the Aggies. Earned Special Teams Mr. Dependable Award.
- As a sophomore (2021), appeared in 12 games with one start and recorded eight tackles.
- As a freshman (2020), did not see the field. Earned the Aggies' Defensive Most Improved Award.
- Graduated from Texas A&M with a bachelor's degree in agricultural communication and journalism in Dec. 2023.

PERSONAL:

- Attended St. Augustine Prep (N.J.) High School. Played on both sides of the ball. Defensively, totaled 53 tackles, 16 quarterback hurries, 11 tackles for loss, four sacks, two pass breakups, a forced fumble and a blocked punt. Offensively, rushed 62 times for 274 yards and eight touchdowns.
- Son of Shante Rothmiller and Larry Raikes
- Follow Raikes on Instagram, X and TikTok at @Kooldademon.
- Born Isaiah Raikes on May 15, 2001 in Woodbury, N.J.

41 OTIS REESE IV

LINEBACKER • 6'3" • 214 LBS

COLLEGE: MISSISSIPPI • ACQUIRED: FREE AGENT - 2023

NFL EXPERIENCE (NFL/TITANS): 3/3 • HOMETOWN: LEESBURG, GA.

GAMES PLAYED/GAMES STARTED: 20/5 (PLAYOFFS: 0/0)



PRO: The Titans signed Otis Reese IV as a rookie free agent after the 2023 NFL Draft. The 6-foot-3-inch, 214-pounder made the 53-man roster out of training camp and brings a versatile skill set as a defender and also adds value on special teams. During his first two NFL seasons, Reese has tallied 26 tackles, one interception, one pass defended and 12 special teams tackles. The Leesburg, Ga., native played in 25 games with one start over two seasons at Georgia before transferring to Mississippi where he recorded 198 tackles, 10 stops for loss, 4.5 sacks, two interceptions, eight passes defended, a forced fumble and a fumble recovery in 29 games over three seasons.

CAREER HIGHLIGHTS:

- During the 2024 season, Reese tallied his first career interception against Jacksonville. He added five tackles, including a stop for loss, and two quarterback pressures. Also led the team with two special teams tackles.

TITANS TIDBITS:

- Played safety during his college career, but made the transition to linebacker once he arrived with the Titans.
- When asked what he would be if not an NFL player, Reese said he never considered a plan B. "If I didn't make it, I was going to keep trying until I did."

CAREER TRANSACTIONS:

- The Leesburg, Ga., native was signed by the Titans as an undrafted free agent on May 12, 2023.
- Waived by the Titans on Sept. 22, 2023 and signed to the team's practice squad four days later.
- Signed by the Titans to their active roster from the practice squad on Dec. 6, 2023.

SEASON RECAPS:

2024 (13/2): Played in a career-high 13 games with two starts at linebacker and registered 10 tackles, an interception, two quarterback pressures and a stop for loss. Was inactive for three contests. Placed on injured reserve on Jan. 4 and missed the regular season finale. Tied for fourth on the team with seven special teams tackles. Tied for the team lead in passes defended once in 2024 (vs. JAX). Led the team in special teams tackles twice in 2024 (at HST, vs. JAX).

- At Houston (11/24), led the team with two special teams tackles on coverage units.
- At Washington (12/1), saw action as a reserve at linebacker and posted a tackle. Recorded two special teams tackles on coverage units.
- Against Jacksonville (12/8), made his first start of the season at linebacker and notched five tackles, including a stop for loss, his first career interception and two quarterback pressures. Led the team with two special teams stops. Teamed with Harold Landry III to stuff Tank Bigsby for a one-yard loss on a rush off left end in the first stanza. Stayed disciplined and tackled Devin Duvernay for a seven-yard loss on a reverse early in the second stanza. Intercepted a Mac Jones pass that was intended for Tank Bigsby late in the second quarter. Combined with Sebastian Joseph-Day to stonewall Bigsby for no gain on a rush off right guard late in the final quarter.
- At Indianapolis (12/22), started at linebacker and collected four tackles before leaving the game in the second quarter with an injury.

2023 (7/3): Played in seven games with three starts at linebacker as a

rookie and registered 16 tackles. Tied for fourth on the team with five special teams tackles. Spent 10 games on the team's practice squad. Tied for the team lead in special teams tackles three times in 2023 (vs. SEA, at HST, vs. JAX). Made his NFL debut at New Orleans (9/10/23). Posted his first career NFL start against Seattle (12/24/23).

- At New Orleans (9/10), played as a reserve on special teams and notched a special teams stop in his first career NFL contest.
- Against Seattle (12/24), made his first career NFL start at linebacker and produced three tackles. Registered a special teams tackle on coverage units.
- At Houston (12/31), started at linebacker and recorded nine tackles. Posted a special teams stop on coverage units.
- Against Jacksonville (1/7), started at linebacker and collected four tackles. Tied for the team lead with two special teams tackles on coverage units. Stuffed Travis Etienne for no gain on a short pass in the final stanza.

COLLEGE:

- Played in 29 games with 27 starts over three seasons at Mississippi and recorded 198 tackles, 10 tackles for loss, 4.5 sacks, two interceptions, eight passes defended, a forced fumble and a fumble recovery. Transferred to Mississippi from Georgia following the 2019 season. Saw action in 25 games with one start over two seasons at Georgia and recorded 16 tackles.
- As a graduate (2022), started all 11 games and finished second on the team with 84 total tackles, with eight coming for a loss. Added three sacks, one interception, one fumble recovery and four passes defended.
- As a senior (2021), started in all 13 games in the secondary. Recorded 90 tackles, two tackles for loss, 1.5 sacks and one forced fumble. Helped the Ole Miss defense hold eight opponents to 21 points or less.
- As a junior (2020), was ineligible to play due to transfer rules until the final three games of the season. Started at the star position in all three games he was eligible and finished with 24 tackles, an interception and two passes defended. Transferred to Mississippi from Georgia following the 2019 season.
- As a sophomore (2019), appeared in 14 games for the Bulldogs and recorded three tackles.
- As a freshman (2018), played in 11 games with one start and recorded 13 tackles at Georgia.
- Graduated with a degree in multi-disciplinary studies from Mississippi in May 2023.

PERSONAL:

- Was a consensus 4-star prospect coming out of Lee County (Ga.) High School and was ranked as the No. 5 outside linebacker nationally, No. 87 overall prospect nationally and the No. 12 prospect in Georgia by 247Sports.
- Helped lead Lee County to a 14-1 season and the GHSA Class 6A Title as a senior in 2017. Named to the USA Today 2017 All-USA Georgia first team defense.
- Honored as the 2017 Class 6A Defensive Player of the Year by both the Atlanta Journal-Constitution and the Georgia Sports Writers Association, in addition to being named a member of the 2017 All-State Class 6A first team defense by both the AJC and GSWA.
- Played a wide range of defensive positions in high school.
- Named an all-state first team defensive back by both the AP and AJC in 2016. Recorded 65 tackles, 10 stops for loss, as well as five sacks and three interceptions as a junior.



- Son of Otis Reese and Tonya Jamison.
- Follow Reese on Instagram at @otreese.
- Born Otis Sylvester Reese IV on July 2, 1998 in Leesburg, Ga.

OTIS REESE IV'S GAME-BY-GAME

2023 Tennessee Titans																			2024 Tennessee Titans																				
Date	Opp	W/L	P/S	Tot	Solo	Asst	Sk	- Yds	QBP	TFL	Int	- Yds	-TD	PD	FF	FR	- Yds	SpT	Date	Opp	W/L	P/S	Tot	Solo	Asst	Sk	- Yds	QBP	TFL	Int	- Yds	-TD	PD	FF	FR	- Yds	SpT		
Sept 10	@ NO	L	p		0	0	0	0.0	0.0	0	0	0	0	0	0	0	0	0	1	Sept 8	@ Chi	L	IA																
Sept 17	LAC	W	p		0	0	0	0.0	0.0	0	0	0	0	0	0	0	0	0		Sept 15	NYJ	L	p	0	0	0	0.0	0.0	0	0	0	0	0	0	0	0	0	0	0
Sept 24	@ Cle	L	PS																Sept 22	GB	L	p	0	0	0	0.0	0.0	0	0	0	0	0	0	0	0	0	0	0	
Oct 1	Cin	W	PS																Sept 30	@ Mia	W	p	0	0	0	0.0	0.0	0	0	0	0	0	0	0	0	0	0	0	
Oct 8	@ Ind	L	PS																Oct 13	Ind	L	p	0	0	0	0.0	0.0	0	0	0	0	0	0	0	0	0	0	1	
Oct 15	Bal	L	PS																Oct 20	@ Buf	L	p	0	0	0	0.0	0.0	0	0	0	0	0	0	0	0	0	0	0	
Oct 29	Atl	W	PS																Oct 27	@ Det	L	p	0	0	0	0.0	0.0	0	0	0	0	0	0	0	0	0	0	0	
Nov 2	@ Pit	L	PS																Nov 3	NE	W	p	0	0	0	0.0	0.0	0	0	0	0	0	0	0	0	0	0	0	
Nov 12	@ TB	L	PS																Nov 10	@ LAC	L	p	0	0	0	0.0	0.0	0	0	0	0	0	0	0	0	0	0	0	
Nov 19	@ Jax	L	PS																Nov 17	Min	L	p	0	0	0	0.0	0.0	0	0	0	0	0	0	0	0	0	0	0	
Nov 26	Car	W	PS																Nov 24	@ Hou	W	p	0	0	0	0.0	0.0	0	0	0	0	0	0	0	0	0	0	2	
Dec 3	Ind	L	PS																Dec 1	@ Was	L	p	1	1	0	0.0	0.0	0	0	0	0	0	0	0	0	0	0	2	
Dec 11	@ Mia	W	p		0	0	0	0.0	0.0	0	0	0	0	0	0	0	0	0	Dec 8	Jax	L	S	5	3	2	0.0	0.0	2	1	1	2	0	1	0	0	0	0	2	
Dec 17	Hst	L	p		0	0	0	0.0	0.0	0	0	0	0	0	0	0	0	0	Dec 15	Cin	L	IA																	
Dec 24	Sea	L	S		3	2	1	0.0	0.0	0	0	0	0	0	0	0	0	0	Dec 22	@ Ind	L	S	4	1	3	0.0	0.0	0	0	0	0	0	0	0	0	0	0	0	0
Dec 31	@ Hst	L	S		9	3	6	0.0	0.0	0	0	0	0	0	0	0	0	0	Dec 29	@ Jax	L	IA																	
Jan 7	Jax	W	S		4	3	1	0.0	0.0	0	0	0	0	0	0	0	0	0	Jan 5	Hou																			
Totals		6-11	7/3		16	8	8	0.0	0.0	0	0	0	0	0	0	0	0	0	Totals		3-13	13/2		10	5	5	0.0	0.0	2	1	1	2	0	1	0	0	0	0	7

OTIS REESE IV'S NFL STATISTICS

REGULAR SEASON				TACKLES							INTERCEPTIONS						FUMBLES			
Year	Team	GP	GS	Tot	Solo	Asst	Sk	Yds	QBP	TFL	No	Yds	Lg	TD	PD	FF	FR	Yds	SpT	
2023	Tennessee	7	3	16	8	8	0.0	0.0	0	0	0	0	0	0	0	0	0	0	5	
2024	Tennessee	13	2	10	5	5	0.0	0.0	2	1	1	2	2	0	1	0	0	0	7	
NFL Totals		20	5	26	13	13	0.0	0.0	2	1	1	2	2	0	1	0	0	0	12	
<u>Single-Game Highs</u>																				
Tackles - 9 at Houston (12/31/23)										Special Teams Tackles - 2 (Four times, last vs. Jacksonville 12/8/24)										
Interceptions - 1 vs. Jacksonville (12/8/24)																				
Quarterback Pressures - 2 vs. Jacksonville (12/8/24)																				
Passes Defensed - 1 vs. Jacksonville (12/8/24)																				

87 XAVIER RESTREPO

WIDE RECEIVER • 5'10" • 202 LBS

COLLEGE: MIAMI (FLA.) • ACQUIRED: FREE AGENT - 2025

NFL EXPERIENCE (NFL/TITANS): ROOKIE • HOMETOWN: COCONUT CREEK, FLA.

GAMES PLAYED/GAMES STARTED: 0/0



PRO: The Titans signed Xavier Restrepo as a rookie free agent following the 2025 NFL Draft. The 5-foot-10-inch, 202-pounder appeared in 51 games over five seasons (2020-24) at University of Miami (Fla.). Restrepo finished his career as Miami's all-time leader in receptions (200), receiving yards (2,844) and touchdowns (21).

TITANS TIDBITS:

- Restrepo's nickname is "X" which is short for Xavier.
- Restrepo wore jersey number seven in college in honor of best friend who passed away.

CAREER TRANSACTIONS:

- The Coconut Creek, Fla., native was signed by the Titans as a rookie free agent on May 8, 2025.

COLLEGE:

- Appeared in 51 games with 27 starts over five seasons (2020-24) at the University of Miami (Fla.). Finished his career as Miami's all-time leader in receptions (200), receiving yards (2,844) and touchdowns (21). Named NCAA All-America first team (2024) and two time All-ACC first-team (2023, 2024).
- As a graduate (2024), played in 12 games, led Miami and ranked among nation's leaders in receptions (69), receiving yards (1,127) and receiving touchdowns (11). Capped Miami career by becoming the first Hurricanes wideout to ever post back-to-back 1,000-yard seasons. Earned consensus NCAA All-America first-team recognition. Semifinalist for Biletnikoff Award, honoring nation's top pass catcher. Selected to All-ACC first team for second straight year.
- As a senior (2023), started all 13 games for the Hurricanes. Set program single-season record with 85 catches. Recorded 1,092 yards and six touchdowns. It was only the sixth 1,000-yard season by a pass-catcher in program history. Led team in all-purpose yards with 1,149. Had five 100-yard games over course of season. Earned All-ACC first-team honors.
- As a junior (2022), played in seven games and made three starts. Missed middle portion of season due to a foot injury. Despite missing five games, still ranked fifth on the team with 21 catches and 240 receiving yards. Had two receiving touchdowns.
- As a sophomore (2021), played in all 12 games and was one of the team's top offensive performers. Totaled 24 catches for 373 yards with two touchdowns. Ranked fourth in receiving yards and fifth in receptions. Caught three passes for 55 yards, including first touchdown of career, in

season opener against Alabama.

- As a freshman (2020), played in nine games in debut season. Caught first pass of career on 12-yard reception in win at Duke.
- Graduated from University of Miami (Fla.) with a bachelor's degree in sociology in May 2024.

PERSONAL:

- Attended Deerfield Beach (Fla.) High School. Played on both sides of the ball and racked up 48 touchdowns, had eight interceptions, over 200 tackles, over 500 passing yards, over 3,000 receiving yards and over 2,500 rushing yards in high school career.
- Helped lead Deerfield Beach to the semifinals in the Florida Class 8A state playoffs.
- Son of Jamie Restrepo and Ashley Padgett.
- Has two siblings.
- Follow Restrepo on Instagram at @Xavier7restrepo, on X at @Xavierrestrepo1 and on TikTok at @Xavierrestrepo7
- Born Xavier Restrepo on April 12, 2002 in Statesville, N.C.



CALVIN RIDLEY

WIDE RECEIVER • 6'1" • 190 LBS

COLLEGE: ALABAMA • ACQUIRED: UNRESTRICTED FREE AGENT (JAX) - 2024

NFL EXPERIENCE (NFL/TITANS): 7/2 • HOMETOWN: FORT LAUDERDALE, FLA.

GAMES PLAYED/GAMES STARTED: 83/66 (PLAYOFFS: 0/0)



PRO: The Titans signed Calvin Ridley as an unrestricted free agent early in the 2024 offseason. The 6-foot-1-inch, 190-pounder brings a veteran presence to the receiving corps and is considered by many as one of the best route runners in the NFL. The University of Alabama product has a knack for finding the end zone, having scored at least seven receiving touchdowns in four of the six seasons he has played. Ridley entered the league as the 26th overall pick in the 2018 NFL Draft and spent his first four seasons with the Atlanta Falcons before being traded to the Jacksonville Jaguars in 2023.

CAREER HIGHLIGHTS:

- In 2024, Ridley led the Titans with 64 receptions and 1,017 receiving yards. He became the sixth player in franchise history to have 1,000 receiving yards in his first season with the franchise and became the ninth player in NFL history to have at least one 1,000-yard receiving season with three different teams.
- In 2023, Ridley started all 17 games for the first time in his career and led the Jaguars with 1,016 receiving yards on 76 catches with a team-best eight receiving scores.
- In 2020, Ridley had his most productive campaign with career-highs in receptions (90) and receiving yards (1,374) to go along with nine touchdowns.
- In 2018, Ridley was named to the Professional Football Writers of America All-Rookie team after snaring 64 passes for 821 yards with a career-best 10 receiving touchdowns.

TITANS TIDBITS:

- Ridley and his younger brothers spent parts of their childhood growing up in foster homes in Fort Lauderdale, Fla. He says that's when football saved his life. The Ridley brothers were moved to SOS Children's Village in Coconut Creek, Fla. — a small complex with 10 houses and around 150 apartments. He used to wake up in the morning and bang on all the doors, rounding up everybody to play football. At that time, he realized if he had football, he'd be alright.
- When he was younger, Ridley played Pop Warner football in the same league as Baltimore Ravens quarterback Lamar Jackson, Kansas City Chiefs wide receiver Marquise Brown and former Ravens cornerback Trayvon Mullen, in the Pompano Beach area of Florida just four miles from the high school he would attend.
- Ridley's younger brother, Riley, played college football at Georgia and was drafted by the Chicago Bears in the fourth round of the 2019 NFL Draft.

CAREER TRANSACTIONS:

- The Fort Lauderdale, Fla., native was selected by the Atlanta Falcons in the first round (26th overall) of the 2018 NFL Draft.
- Suspended by the NFL for gambling on March 7, 2022.
- Traded by the Falcons to the Jacksonville Jaguars on Nov. 1, 2022.
- Signed by the Titans as an unrestricted free agent on March 15, 2024.

SEASON RECAPS:

2024 (17/14 - Tennessee): Saw action in 17 games with 14 starts at wide receiver in his first season with the Titans and led the squad with 64 receptions and 1,017 receiving yards. Ranked second on the team with four receiving scores. Became the sixth player in franchise history to have 1,000 receiving yards in his first season with the franchise. Became the ninth player in NFL history to have at least one 1,000-yard receiving season with three different teams. Rushed eight times for 55 yards with a rushing score. Has 16 career 100-yard receiving games, including one in 2024 (at DET). Led the team in receiving yards nine times in 2024 (at CHI, vs. NYJ,

at DET, vs. NE, at LAC, at HST, vs. JAX, at JAX, vs. HST). Led or tied for the team lead in receptions six times in 2024 (at DET, vs. NE, at LAC, vs. MIN, vs. JAX, at JAX).

- At Chicago (9/8), made his Titans debut as a starter at wide receiver and led the team with 50 receiving yards on three catches. Extended the Titans' second touchdown drive with a 22-yard grab on third-and-15 in the second quarter.
- Against N.Y. Jets (9/15), started at wide receiver and led the team with 77 receiving yards on four catches with a touchdown. Rushed once for 10 yards with his first career rushing score. Became the first Titans wide receiver with a rushing touchdown and a receiving touchdown in the same game since Nate Washington accomplished the feat against Indianapolis on Oct. 30, 2011. Gave the Titans a 7-0 lead with a 10-yard touchdown scamper on a jet sweep in the opening stanza. Evened the score at 17-17 with a diving 40-yard touchdown catch down the right sideline in the third quarter.
- At Detroit (10/27), started at wide receiver and led the team with a career-high-tying 10 catches for 143 yards. Carried the ball once for three yards. Set up the Titans' opening touchdown with a 26-yard grab down to the Lions' 11-yard line in the first quarter. Snared four passes for 79 yards, including a 47-yard bomb during the Titans' second touchdown drive. Became the only Titans/Oilers player with six or more receptions in the first quarter of a game since at least 1978.
- Against New England (11/3), tied for the team lead with five receptions for a team-best 73 yards. Converted a third-and-five with a leaping 14-yard grab during the Titans' game-winning scoring drive in overtime.
- At L.A. Chargers (11/10), led the team with five catches, 84 receiving yards and two receiving scores. Logged his seventh career game with two or more touchdown receptions and his first such game as a member of the Titans. Gave the Titans a 7-3 lead with a 42-yard touchdown grab in the opening quarter. Hauled in a 15-yard touchdown pass late in the fourth quarter.
- At Houston (11/24), led the team with 93 receiving yards on five grabs. Kept the Titans' second touchdown drive alive with a 63-yard reception on third-and-11 in the second quarter.
- At Indianapolis (12/22), collected three receptions for 78 yards with a touchdown. Gave the Titans an early 7-0 lead with a 38-yard touchdown grab on third-and-six in the first stanza.
- At Jacksonville (12/29), tied for the team lead with five catches for a team-best 84 yards. Carried the ball once for seven yards. Extended the Titans' first scoring drive with a nine-yard catch on fourth-and-three in the second quarter.
- Against Houston (1/5), started at wide receiver and led the team with 76 receiving yards on three catches. Surpassed the 1,000-yard receiving mark with a leaping 39-yard grab along the sideline in the fourth quarter.

2023 (17/17 - Jacksonville): Started all 17 games at wide receiver in his only season with the Jaguars and produced 76 receptions for a team-high 1,016 yards with a team-best eight receiving scores.

- At Indianapolis (9/10), made his Jaguars debut and hauled in a season-best eight catches for 101 yards, including a nine-yard scoring grab from Trevor Lawrence in the opening quarter.
- At Buffalo (10/8), posted seven receptions for 122 receiving yards.
- Against Tennessee (11/19), registered seven catches for 103 yards, including scoring grabs of three and 20 yards.
- At Houston (11/26), notched five receptions for 89 yards with a one-yard touchdown grab.
- At Tampa Bay (12/24), posted six catches for 90 yards with a pair of scoring strikes from 18 and one yard in the second half.



- At Tennessee (1/7), snared six passes for 106 yards with a 59-yard touchdown grab in the second stanza.

2022 (0/0 - Atlanta; 0/0 - Jacksonville): Suspended by the NFL for the entire season for gambling. Traded by the Falcons on Nov. 1 to the Jaguars for 2023 and 2024 draft picks.

2021 (5/5 - Atlanta): Started five games at wide receiver and caught 31 passes for 281 yards with two receiving scores. Was inactive for two games. Spent the final 10 games on the team's non-football injury list.

- At Tampa Bay (9/19), notched seven receptions for 63 yards with a three-yard touchdown pass from Matt Ryan.
- At N.Y. Giants (9/26), hauled in a season-best eight catches for 61 yards.
- At Miami (10/24), snared four passes for 26 yards with a five-yard touchdown catch from Matt Ryan.

2020 (15/15 - Atlanta): Started 15 games at wide receiver and tallied single-season career-highs with 90 receptions and 1,374 receiving yards to go along with nine touchdown catches. Eclipsed 100 receiving yards in eight games in 2020, the most in the NFL and the third-most in a single season in franchise history. Was inactive for one contest.

- Against Seattle (9/13), posted nine catches for 130 yards with two touchdown receptions.
- At Dallas (9/20), registered seven receptions for 109 yards with two receiving scores.
- Against Chicago (9/27), recorded his third consecutive 100-yard receiving performance with 110 yards on five catches.
- Against Carolina (10/11), hauled in eight passes for 136 yards.
- Against New Orleans (12/6), notched five catches for 108 receiving yards.
- At L.A. Chargers (12/13), tallied eight receptions for 124 yards with a 39-yard scoring catch.
- Against Tampa Bay (12/20), set single-game career highs with 10 receptions and 163 receiving yards, including a 12-yard touchdown reception from Matt Ryan.
- At Kansas City (12/27), collected five receptions for 130 yards.

2019 (13/10 - Atlanta): Saw action in 13 games with 10 starts and totaled 63 receptions for a then career-high 866 yards and seven touchdowns. Placed on injured reserve on Dec. 10 and missed the final three regular season games.

- At Minnesota (9/8), hauled in four catches for 64 yards, including a 20-yard touchdown pass from Matt Ryan in the fourth quarter.
- Against Philadelphia (9/15), collected eight receptions for 105 yards with a 34-yard touchdown grab.
- At Houston (10/6), snared five catches for 88 yards with a 29-yard scoring grab.
- At Carolina (11/17), posted eight receptions for a season-best 143 receiving yards with a touchdown.
- Against New Orleans (11/28), recorded eight catches for 91 yards.

2018 (16/5 - Atlanta): Played in all 16 games with five starts at wide receiver and led all rookie receivers in the NFL with 821 receiving yards and a team-high 10 receiving touchdowns. Posted 64 receptions. Named to the All-Rookie team by the Professional Football Writers of America. Set an NFL rookie record with six receiving scores in a team's first four games.

- Against Carolina (9/16), hauled in four catches for 64 yards, including his first career NFL touchdown on an 11-yard pass from Matt Ryan in the second quarter.
- Against New Orleans (9/23), became the first Falcons rookie to record three receiving touchdowns in a game and the seventh player to do so in franchise history. Notched seven catches for 146 yards, including a career-long 75-yard score.
- Against Cincinnati (9/30), posted four receptions for 54 yards with two touchdowns.
- At Washington (11/4), tallied six receptions for 71 yards, including a 41-yard touchdown grab.
- At New Orleans (11/22), notched eight catches for 93 yards with a score.
- At Carolina (12/23), registered three receptions for 90 yards including a touchdown. Tied a career-long with a 75-yard scoring grab from Matt Ryan in the third quarter.

COLLEGE:

- Played in 44 games over three seasons (2015-17) at Alabama and finished his career second in Crimson Tide history with 224 receptions and 19 receiving touchdowns. He also ranked third with 2,781 receiving yards,

while totaling eight career 100-yard receiving games to tie for third in the Alabama record books.

- As a junior (2017), named first team All-SEC by the coaches after leading the Tide with 63 catches for 967 yards and five touchdown receptions. His 967 yards were good for third in the SEC while his 63 receptions ranked sixth in the conference. Collected a team-high 15 explosive receptions of 20-plus yards and led all wideouts with 41 catches that went for a first down or a touchdown.

- As a sophomore (2016), posted 72 catches for 769 yards with seven touchdowns. Notched five or more catches in 20 of his 30 career games played and 39 of his receptions went for a first down or a touchdown. Also rushed five times for 21 yards and a touchdown.

- As a true freshman (2015), selected to the SEC All-Freshman team and the All-SEC second team by the Associated Press after setting the Alabama single-season freshman receiving record with 1,045 yards, eclipsing the previous mark of 1,000 held by Amari Cooper (2012). Reeled in a team-leading 89 catches with 17 of his grabs going for 15-plus yards, including five of his seven scores. Had a team-leading 44 receptions for a first down or score and recorded five or more catches in nine of his 11 starts and 11 games overall.

PERSONAL:

- Attended Monarch (Coconut Creek, Fla.) where he was ranked as the nation's top-ranked wide receiver by ESPN, 247Sports and Rivals.
- Participated in the 2014 Under Armour All-America Game and invited to Nike's "The Opening" where he captured MVP honors.
- As a senior (2014), was only able to play three games due to Florida age restriction rules, which doesn't allow anyone over the age of 19 and nine months to be eligible. Hauled in 18 passes for 420 yards and four touchdowns.
- As a junior (2013), named a second-team All-State selection after catching 41 passes for 1,131 yards and 12 touchdowns.
- Follow Ridley on X at @CalvinRidley1 and on Instagram at @justdoit_cb3.
- Born Calvin Orin Ridley on Dec. 20, 1994 in Fort Lauderdale, Fla.

CALVIN RIDLEY'S GAME-BY-GAME

2018 Atlanta Falcons

		RECEIVING							
Date	Opp.	W/L	P/S	No	Yds	Avg	Lg	TD	
Sept 6	@ Phi	L	p	0	0	-	-	0	
Sept 16	Car	W	p	4	64	16.0	22	1	
Sept 23	NO	L	p	7	146	20.9	75t	3	
Sept 30	Cin	L	p	4	54	13.5	30t	2	
Oct 7	@ Pit	L	p	4	38	9.5	21	0	
Oct 14	TB	W	p	3	47	15.7	22	0	
Oct 22	NYG	W	p	5	43	8.6	19	0	
Nov 4	@ Was	W	p	6	71	11.8	40t	1	
Nov 11	@ Cle	L	S	3	37	12.3	31	0	
Nov 18	Dal	L	p	3	32	10.7	14	0	
Nov 22	@ NO	L	p	8	93	11.6	50	1	
Dec 2	Bal	L	S	3	22	7.3	10	0	
Dec 9	@ GB	L	S	1	10	10.0	10	0	
Dec 16	Ari	W	S	5	42	8.4	14	0	
Dec 23	@ Car	W	p	3	90	30.0	75t	1	
Dec 30	@ TB	W	S	5	32	6.4	12	1	
Totals		7-9	16/5	64	821	12.8	75t	10	

2019 Atlanta Falcons

		RECEIVING							
Date	Opp.	W/L	P/S	No	Yds	Avg	Lg	TD	
Sept 8	@ Min	L	S	4	64	16.0	20t	1	
Sept 15	Phi	W	S	8	105	13.1	34t	1	
Sept 22	@ Ind	L	p	1	6	6.0	6	0	
Sept 29	Ten	L	S	3	32	10.7	21	0	
Oct 6	@ Hst	L	S	5	88	17.6	29t	1	
Oct 13	@ Ari	L	S	4	48	12.0	23	1	
Oct 20	LAR	L	p	4	30	7.5	14	0	
Oct 27	Sea	L	p	4	70	17.5	30	0	
Nov 10	@ NO	W	S	3	28	9.3	15	0	
Nov 17	@ Car	W	S	8	143	17.9	36	1	
Nov 24	TB	L	S	6	85	14.2	21t	1	
Nov 28	NO	L	S	8	91	11.4	18	0	
Dec 8	Car	W	S	5	76	15.2	18	1	
Dec 15	@ SF	W	IR						
Dec 22	Jax	W	IR						
Dec 29	@ TB	W	IR						
Totals		7-9	13/10	63	866	13.7	36	7	

2020 Atlanta Falcons

		RECEIVING							
Date	Opp.	W/L	P/S	No	Yds	Avg	Lg	TD	
Sept 13	Sea	L	S	9	130	14.4	22	2	
Sept 20	@ Dal	L	S	7	109	15.6	25	2	
Sept 27	Chi	L	S	5	110	22.0	63	0	
Oct 5	@ GB	L	S	0	0	-	0	0	
Oct 11	Car	L	S	8	136	17.0	26	0	
Oct 18	@ Min	W	S	6	61	10.2	18	1	
Oct 25	Det	L	S	5	69	13.8	27	1	
Oct 29	@ Car	W	S	3	42	14.0	19	0	
Nov 8	Den	W	IA						
Nov 22	@ NO	L	S	5	90	18.0	46	0	
Nov 29	LV	W	S	6	50	8.3	16	1	
Dec 6	NO	L	S	5	108	21.6	31	0	
Dec 13	@ LAC	L	S	8	124	15.5	39t	1	
Dec 20	TB	L	S	10	163	16.3	33	1	
Dec 27	@ KC	L	S	5	130	26.0	54	0	
Jan 3	@ TB	L	S	8	52	6.5	18	0	
Totals		3-12	15/15	90	1,374	15.3	63	9	

2021 Atlanta Falcons

		RECEIVING							
Date	Opp.	W/L	P/S	No	Yds	Avg	Lg	TD	
Sept 12	Phi	L	S	5	51	10.2	16	0	
Sept 19	@ TB	L	S	7	63	9.0	22	1	
Sept 26	@ NYG	W	S	8	61	7.6	20	0	
Oct 3	Was	L	S	7	80	11.4	21	0	
Oct 10	NYJ	W	IA						
Oct 24	@ Mia	W	S	4	26	6.5	11	1	
Oct 31	Car	L	IA						
Nov 7	@ NO	W	NFI						
Nov 14	@ Dal	L	NFI						
Nov 18	NE	L	NFI						
Nov 28	@ Jax	W	NFI						
Dec 5	TB	L	NFI						
Dec 12	@ Car	W	NFI						
Dec 19	@ SF	L	NFI						
Dec 26	Det	W	NFI						
Jan 2	@ Buf	L	NFI						
Jan 9	NO	L	NFI						
Totals		7-10	5/5	31	281	9.1	22	2	

2023 Jacksonville Jaguars

		RECEIVING							
Date	Opp.	W/L	P/S	No	Yds	Avg	Lg	TD	
Sept 10	@ Ind	W	S	8	101	12.6	29	1	
Sept 17	KC	L	S	2	32	16.0	26	0	
Sept 24	Hst	L	S	3	40	13.3	21	0	
Oct 1	Atl	W	S	2	38	19.0	30t	1	
Oct 8	@ Buf	W	S	7	122	17.4	32	0	
Oct 15	Ind	W	S	4	30	7.5	10	0	
Oct 19	@ NO	W	S	1	5	5.0	5	0	
Oct 29	@ Pit	W	S	6	83	13.8	27	0	
Nov 12	SF	L	S	2	20	10.0	11	0	
Nov 19	Ten	W	S	7	103	14.7	34	2	
Nov 26	@ Hst	W	S	5	89	17.8	45	1	
Dec 4	Cin	L	S	4	26	6.5	21	0	
Dec 10	@ Cle	L	S	4	53	13.3	16	0	
Dec 17	Bal	L	S	5	39	7.8	13	0	
Dec 24	@ TB	L	S	6	90	15.0	25	2	
Dec 31	Car	W	S	4	39	9.8	14	0	
Jan 7	@ Ten	L	S	6	106	17.7	59t	1	
Totals		9-8	17/17	76	1,016	13.4	59t	8	

2024 Tennessee Titans

		RECEIVING							
Date	Opp.	W/L	P/S	No	Yds	Avg	Lg	TD	
Sept 8	@ Chi	L	S	3	50	16.7	22	0	
Sept 15	NYJ	L	S	4	77	19.3	40t	1	
Sept 22	GB	L	p	1	9	9.0	9	0	
Sept 30	@ Mia	W	S	1	5	5.0	5	0	
Oct 13	Ind	L	S	0	0	-	0	0	
Oct 20	@ Buf	L	S	3	42	14.0	33	0	
Oct 27	@ Det	L	S	10	143	14.3	47	0	
Nov 3	NE	W	S	5	73	14.6	25	0	
Nov 10	@ LAC	L	S	5	84	16.8	41t	2	
Nov 17	Min	L	S	4	58	14.5	21	0	
Nov 24	@ Hst	W	S	5	93	18.6	63	0	
Dec 1	@ Was	L	S	2	45	22.5	30	0	
Dec 8	Jax	L	p	7	59	8.4	30	0	
Dec 15	Cin	L	p	3	41	13.7	21	0	
Dec 22	@ Ind	L	S	3	78	26.0	38t	1	
Dec 29	@ Jax	L	S	5	84	16.8	24	0	
Jan 5	Hst	L	S	3	76	25.3	39	0	
Totals		3-14	17/14	64	1,017	15.9	63	4	

CALVIN RIDLEY'S NFL STATISTICS

REGULAR SEASON

				RECEIVING					RUSHING				
Year	Team	GP	GS	No	Yds	Avg	Lg	TD	Att	Yds	Avg	Lg	TD
2018	Atlanta	16	5	64	821	12.8	75t	10	6	27	4.5	9	0
2019	Atlanta	13	10	63	866	13.7	36	7	2	34	17.0	19	0
2020	Atlanta	15	15	90	1,374	15.3	63	9	5	1	0.2	8	0
2021	Atlanta	5	5	31	281	9.1	22	2	0	0	0.0	0	0
2022	ATL/JAX	0	0	0	0	-	0	0	0	0	-	0	0
2023	Jacksonville	17	17	76	1,016	13.4	59t	8	9	23	2.6	18	0
2024	Tennessee	17	14	64	1,017	15.9	63	4	8	55	6.9	19	1
NFL Totals		83	66	388	5,375	13.9	75t	40	30	140	4.7	19	1

Single-Game Highs

Receptions - 10 (Twice, last at Detroit 10/27/24)
 Receiving Yards - 163 vs. Tampa Bay (12/20/20)
 Long Reception - 75t (Twice, last at Carolina 12/23/18)
 Receiving Touchdowns - 3 at New Orleans (9/23/18)
 Rushes - 3 vs. Cincinnati (12/4/23)
 Rushing Yards - 19 (Twice, last vs. Cincinnati 12/15/24)
 Long Rush - 19 (Twice, last vs. Cincinnati 12/15/24)
 Rushing Touchdowns - 1 vs. N.Y. Jets (9/15/24)

Additional Statistics

Misc. Tackles - 1 (2019); 2 (2021); 1 (2023), 2 (2024)
 Fumble Recoveries - 1 (2018), 1 (2024)
 Kickoff Returns - 2 for 50 yards, 32 long return (2018)
 Two-Point Conversions - 1 reception (2019); 1 reception (2020);
 1 reception (2023)

40 DAVION ROSS

WIDE RECEIVER • 5'10" • 177 LBS

COLLEGE: MEMPHIS • ACQUIRED: FREE AGENT - 2025

NFL EXPERIENCE (NFL/TITANS): ROOKIE • HOMETOWN: WARNER ROBINS, GA.

GAMES PLAYED/GAMES STARTED: 0/0 (PLAYOFFS: 0/0)



PRO: The Titans signed Davion Ross as a rookie free agent following the team's rookie minicamp where he participated on a tryout basis. The 5-foot-10-inch, 177-pounder appeared in 57 games over six seasons at Memphis (2022-2024) and Eastern Kentucky (2019-21). His defensive totals include 168 tackles, 40 passes defended, seven interceptions, two forced fumbles and two fumbles recovered. As a returner, he returned 48 kickoffs for 1,198 yards, averaging 25 yards per return. He began his career at Eastern Kentucky where he played his first three seasons (2019-21).

TITANS TIDBITS:

- Prior to his pro day, Ross trained in Nashville.
- Prior to his redshirt sophomore season, he switched from wide receiver to defensive back.

CAREER TRANSACTIONS:

- The Warner Robins, Ga., native was signed by the Titans as a rookie free agent on May 8, 2025.

COLLEGE:

- Appeared in 57 games over six seasons at Memphis (2022-2024) and Eastern Kentucky (2019-21). His defensive totals include 168 tackles, 40 passes defended, seven interceptions, two forced fumbles and two fumble recoveries. As a returner, he returned 48 kickoffs for 1,198 yards, averaging 25 yards per return.
- As a graduate (2024), played in 13 games, led Memphis and ranked sixth in the AAC with three interceptions. Ranked 11th nationally with 14 passes defended. Led Memphis with 11 pass breakups, added 51 total tackles, a forced fumble and a fumble recovery.
- As a super senior (2023), played in two games prior to a season-ending injury. Recorded two tackles.
- As a senior (2022), played in 12 games with seven starts in his first season at Memphis. Tallied 43 tackles, three tackles for loss, one forced fumble, one interception, one quarterback hurry and led the team with six pass breakups.
- As a junior (2021), appeared in 11 games with nine starts and led the FCS with three interceptions returned for touchdowns. Also tallied 46 tackles, two tackles for loss, and one fumble recovery. Named ASUN Defensive Player of the Year, Phil Steele second team All-ASUN Defensive Back and Kick Returner, HERO Sports Sophomore All-American, Phi Steele fourth team All-American, and third team Stats Perform FCS All-American.

Transferred to Memphis the following season.

- As a redshirt sophomore (2020), switched from wide receiver to defensive back before the season. Played in all nine games and started the final eight contests. Tallied 26 tackles, including two stops for loss, and four passes defended. Averaged 21 yards on 18 kickoff returns with one touchdown.
- As a freshman (2019), played in 10 games. Caught three passes for 28 yards, rushed nine times for 69 yards and returned one kickoff for 38 yards.
- Graduated from Memphis with a bachelor's degree in sports management in December 2023.

PERSONAL:

- Attended Perry (Ga.) High School and racked up 1,462 yards and 18 touchdowns on 100 receptions during his high school career.
- Son of Joseph Hudson and Sharika Postell.
- Has one brother, Darian, and one sister, Yahyari.
- Follow Ross on Instagram at @DK_ross05.
- Born Davion Keondre Ross on Feb. 5, 2001 in Perry, Ga.



76 ANDREW RUPCICH

OFFENSIVE LINE • 6'6" • 318 LBS

COLLEGE: CULVER-STOCKTON • ACQUIRED: FREE AGENT - 2022

NFL EXPERIENCE (NFL/TITANS): 2/2 • HOMETOWN: WONDER LAKE, ILL.

GAMES PLAYED/GAMES STARTED: 12/2 (PLAYOFFS: 0/0)



PRO: The Titans signed Andrew Rupcich (RUP-sitch) as an undrafted free agent following the 2022 NFL Draft. The 6-foot-6-inch, 318-pounder has seen action in 12 games with two starts at right guard during his time with the Titans. The Wonder Lake, Ill., native appeared in 48 games and made 48 consecutive starts at left tackle over five seasons at Culver-Stockton (2017-21). He became the first three-time All-American at the same position in the NAIA. Rupcich spent the 2022 season on the Titans' practice squad.

TITANS TIDBITS:

- Rupcich was the only NAIA player to play in the 2022 NFLPA Collegiate Bowl Game. The game was held at the Rose Bowl, which holds a very special place in his heart because it was where he "watched his first-ever live football game... so it was amazing to see it come full circle." Rupcich was also the only NAIA player to participate in the NFL Combine that year.

CAREER TRANSACTIONS:

- The Wonder Lake, Ill., native was originally signed by the Titans as an undrafted free agent on May 13, 2022.
- Waived by the Titans on Aug. 30, 2022 and signed to the team's practice squad a day later.
- Activated from the practice squad to the active roster standard elevation on Nov. 11, 2023.
- Activated from the practice squad to the active roster standard elevation on Nov. 18, 2023.
- Signed by the Titans to the active roster from the practice squad on Dec. 23, 2023.

SEASON RECAPS:

2024 (7/0): Saw action as a reserve in a career-high seven games. Placed on injured reserve on Nov. 2 and missed the final 10 games of the season.

- At Chicago (9/8), saw action as a reserve at right guard after Dillon Radunz left the game for a few series with an injury.
- Against N.Y. Jets (9/15), played as a reserve on special teams.
- Against Green Bay (9/22), saw limited action as a reserve on special teams.
- At Miami (9/30), played as a reserve on special teams.
- Against Indianapolis (10/13), saw action as a reserve on special teams.
- At Buffalo (10/20), played limited snaps as a reserve on special teams.
- At Detroit (10/27), saw limited action as a reserve on special teams.

2023 (5/2): Played in five games with two starts at right guard. Spent 12 games on the team's practice squad. Made his NFL debut at Tampa Bay (11/12/23). Registered his first career NFL start against Seattle (12/24/23).

- At Tampa Bay (11/12), saw significant action as a reserve at right guard in his first career NFL contest. Entered the game in the second quarter after Andre Dillard left the contest with an injury.
- Against Seattle (12/24), made his first career NFL start as the right guard and helped open holes for Titans' rushers to gain 162 yards on the ground.
- At Houston (12/31), played as a reserve at right guard after Daniel Brunskill left the game late in the first quarter with an injury.
- Against Jacksonville (1/7), started at right guard and helped block for Titans' ball carriers to gain 175 yards on the ground, including a season-high 153 rushing yards by Derrick Henry.

2022 (0/0): Spent the season on the Tennessee Titans' practice squad.

COLLEGE:

- In five seasons at Culver-Stockton, Rupcich appeared in 48 games and made 48 consecutive starts at left tackle. He became the first three-time All-American at the same position in the NAIA.
- As a fifth-year senior (2021), started all 11 games at left tackle. Earned first-team All-American honors from the Associated Press, NAIA, and the American Football Coaches Association. Was a first-team Heart of America Athletic Conference North Division selection.
- As a senior (2020), started all four games at left tackle. Awarded first-team All-American honors from the AFCA and earned first-team Heart of America Athletic Conference North Division recognition.
- As a junior (2019), started all 11 games at tackle. Earned first-team All-American recognition from the AFCA and second-team All-American honors from the Associated Press. Also was a first-team Heart of America Athletic Conference North Division selection.
- As a sophomore (2018), started all 11 games at left tackle. Was a first team Heart of America Athletic Conference North Division selection.
- As a freshman (2017), started all 11 games at left tackle.
- Graduated in December 2021 with a degree in physical education from Culver-Stockton.

PERSONAL:

- Attended McHenry (Ill.) High School where he played both football and basketball.
- Was the only NAIA player invited to the NFL Combine.
- Son of Candace Compton and William and Bernadette Rupcich.
- Follow Andrew on X at @rupcich_andrew and Instagram at @andrew_rupcich.
- Born Andrew Rupcich on April 1, 1998 in Wonder Lake, Ill.

ANDREW RUPCICH'S NFL STATISTICS

REGULAR SEASON

Year	Team	GP	GS
2023	Tennessee	5	2
2024	Tennessee	7	0
NFL Totals		12	2

Starts Breakdown:

2023 - RG 2



82 TJ SHEFFIELD

WIDE RECEIVER • 5'10" • 188 LBS

COLLEGE: CONNECTICUT • ACQUIRED: FREE AGENT - 2025

NFL EXPERIENCE (NFL/TITANS): ROOKIE • HOMETOWN: THOMPSON'S STATION, TENN.

GAMES PLAYED/GAMES STARTED: 0/0 (PLAYOFFS: 0/0)



PRO: The Titans signed TJ Sheffield as a rookie free agent following the team's rookie minicamp where he participated on a tryout basis. He played in 59 games over six college seasons (2019-24) and totaled 172 receptions for 1,714 yards and 14 touchdowns. In 2024, his 34 punt returns during his final season at the University of Connecticut were the most of any player in the FBS. He began his career at Purdue where he played his first five seasons (2019-23).

TITANS TIDBITS:

- Sheffield grew up in Thompson's Station, Tennessee, about 30 miles south of Nashville. He attended Independence High School where he excelled as an athlete and was a finalist for the Titans' Mr. Football Award as a senior.
- As a young athlete, Sheffield participated in the Junior Olympics from elementary school until he was a junior in high school. He once medaled in the Olympics' pentathlon, comprising of the long jump, shot put, high jump, 800-meter and 100-meter runs.

CAREER TRANSACTIONS:

- The Thompson's Station, Tenn., native was signed by the Titans as a rookie free agent on May 12, 2025.

COLLEGE:

- Appeared in 59 games over six seasons (2019-24) at Connecticut (2024) and Purdue (2019-23). His receiving totals include 172 receptions for 1,714 yards and 14 touchdowns. As a returner, returned 29 kickoffs for 505 yards and 66 punts for 502 yards.
- As a graduate (2024), recorded 54 receptions for 505 yards and three touchdowns at Connecticut. Led the FBS with 34 punt returns for 241 yards.
- As a senior (2023), played 11 games and recorded 32 receptions for 381 yards and two touchdowns, averaging a career-best 11.9 yards per reception. Returned 15 punts for 127 yards.
- As a redshirt junior (2022), played in all 14 games with 12 starts and ranked third on the team with 840 yards on 46 receptions with four touchdowns. Added a punt return for 21 yards.
- As a redshirt sophomore (2021), appeared in 12 games with three starts and made 36 receptions for 325 yards with five touchdowns. Also returned 14 punts for 105 yards and seven kickoffs for 75 yards, leading the team in return yardage.
- As a redshirt freshman (2020), appeared in all six games and recorded

two catches for 11 yards. Also returned 19 kickoff returns for 397 yards. Earned Academic All-Big Ten honors.

- As a freshman (2019), redshirted after playing in three games as a reserve. Recorded two receptions for 12 yards.
- Graduated from Purdue with a bachelor's degree in sales in 2023.

PERSONAL:

- Attended Independence (Tenn.) High School and racked up 1,550 yards and 15 touchdowns on 75 receptions as a senior in 2018. Also carried the ball 26 times for 130 yards and four scores as a senior to help Independence advance to the second round of the Division I 6A state playoffs.
- Was rated a four-star receiver by ESPN and a three-star by 247Sports and Rivals. Was a finalist for the Titans' Mr. Football Award as a senior.
- Was a dual-sport athlete, also participating in track and field.
- Son of James and Clorissa Johnson.
- Has two brothers, Nathan and Carter, and two sisters, Jessica and Hannah.
- Follow Sheffield on X at @the_tj2 and on Instagram at @tjsheffield_.
- Born Taylor Sheffield on Dec. 14, 2000 in Nashville, Tenn.


98 JEFFERY SIMMONS

DEFENSIVE TACKLE • 6'4" • 305 LBS

COLLEGE: MISSISSIPPI STATE • ACQUIRED: 1ST ROUND - 2019

NFL EXPERIENCE (NFL/TITANS): 7/7 • HOMETOWN: MACON, MISS.

GAMES PLAYED/GAMES STARTED: 84/82 (PLAYOFFS: 5/2)



PRO BOWL: 2021, 2022, 2024



CAPTAIN: 2021, 2022, 2023, 2024



COMMUNITY MAN OF THE YEAR: 2023, 2024

PRO: The Titans selected Jeffery Simmons with the 19th overall pick in the 2019 NFL Draft. After six NFL seasons, he has been named a team captain the last four years, selected to the Pro Bowl three times (2021, 2022 and 2024) and is a two-time second team All-Pro honoree (2021, 2022). He was rewarded with a multi-year contract extension during the 2023 offseason. The 6-foot-4-inch, 305-pound defensive lineman provides a rare blend of size, power and quickness, making him a disruptive force in the middle of the defense.

CAREER HIGHLIGHTS:

- In 2024, for the second consecutive year, Simmons was named the Titans nominee for the NFL's Walter Payton Man of the Year Award that recognizes a player for outstanding community service, as well as excellence on the field. "Being considered for Walter Payton Man of the Year for a second time is truly one of the greatest honors of my career," he said. "I am grateful for the opportunity to play the game, but even more thankful for the platform it offers me and the ways I can bless others." Simmons finished the season with a career-high 76 tackles and five sacks in 16 games played.
- Simmons recorded a career-high 76 tackles in 2024 to go along with five sacks, 11 tackles for loss, two forced fumbles and two fumble recoveries on the way to earning Pro Bowl honors.
- In 2022, he earned Pro Bowl and second-team All-Pro honors for the second consecutive campaign, anchoring a unit that ranked first in the NFL in rushing defense (76.9 opponent rushing yards per game). Simmons posted 7.5 sacks and 43 quarterback pressures and added a career-high seven passes defended, which tied for the fourth-best mark among all NFL defensive linemen. Simmons and Arizona's J.J. Watt were the NFL's only players in 2022 with at least seven sacks and seven passes defended.
- In 2021, Simmons was named a team captain for the first time in his career, and he went on to become one of six players on the roster to start all 17 games. He was named to his first career Pro Bowl and added Associated Press second-team All-Pro honors after setting career highs in several categories, including sacks (8.5), tackles (54), quarterback pressures (58), tackles for loss (12) and passes defended (six). Among all defensive tackles in the NFL, his 8.5 sacks ranked sixth.
- Simmons was one of only five NFL players to produce at least 50 tackles, eight sacks and six passes defended in 2021, joining Maxx Crosby, Cameron Jordan, Cameron Heyward and T.J. Watt. Simmons and Heyward were the only interior defensive linemen in the league to accomplish the feat.
- In a divisional playoff game against Cincinnati on Jan. 22, 2022, he set a franchise postseason record with three sacks.

TITANS TIDBITS:

- In July 2023, Simmons paid homage to his hometown of Macon, Miss., with his first 'Community Fun Day,' which included local food vendors, games, inflatables and fireworks. He was then honored by city officials with a key to the city. Simmons has continued the tradition each year and in 2025, Jelly Roll made a special appearance to perform at the 'Community Fun Day.'
- In July 2022, the official ribbon cutting was held at the Jeffery B. Simmons Field House at Noxubee County High School in Macon,

Miss. Simmons donated more than \$50,000 to upgrade his former high school's athletic facilities. During the same week, he donated \$75,000 to Starkville (Miss.) Parks and Recreation to be used for a new turf field at the Starkville Sportsplex. The field was also named in his honor.

- During college, Simmons was a two-time member of the SEC Academic Honor Roll.
- Simmons' brother, Dylan Bradley, played football at Southern Miss and then spent time with the Minnesota Vikings. His uncle, Jason Hatcher, played 10 total seasons with the Dallas Cowboys and Washington Commanders.
- Away from football, Simmons enjoys fishing and spending time outdoors.
- Simmons holds an annual youth football camp in Mississippi.
- During Week 12 of the 2023 campaign, Simmons was named the NFLPA Community MVP after providing turkeys to more than 500 Nashville families for the Thanksgiving holiday.

CAREER TRANSACTIONS:

- The Macon, Miss., native was selected by the Titans in the first round (19th overall) of the 2019 NFL Draft.

SEASON RECAPS:

- 2024 (16/16):** Named to his third career Pro Bowl. Started 16 games at defensive tackle and led the team with 42 quarterback pressures. Ranked second on the squad with a career-best 76 tackles, third on the team with five sacks and tied for third on the club with 11 tackles for loss. His 76 tackles ranked second among NFL defensive linemen in 2024. Posted four passes defended, two forced fumbles and two fumble recoveries. Was inactive for one contest. Led or tied for the team lead in sacks three times in 2024 (vs. NE, at HST, at IND). Led or tied for the team lead in quarterback pressures eight times in 2024 (vs. IND, vs. NE, at LAC, vs. MIN, vs. CIN, at IND, at JAX, vs. HST). Tied for the team lead in passes defended twice in 2024 (at LAC, vs. JAX). Selected as a team captain by his teammates.
- Against Green Bay (9/22), notched five tackles, including a sack and a quarterback pressure. Teamed with Arden Key to stuff Emanuel Wilson for no gain on a rush up the middle in the first quarter. Forced Green Bay to settle for a field goal by sacking Malik Willis for a two-yard loss at the Titans' eight-yard line on third-and-three late in the second quarter.
 - At Detroit (10/27), amassed four tackles, a sack, another stop for loss, a forced fumble and three quarterback pressures. Shot through the line and dropped David Montgomery for a two-yard loss on a goalline run late in the second quarter. Ended a Lions' drive by sacking Jared Goff for a nine-yard loss while also forcing a fumble that was recovered by Detroit on third-and-four in the third stanza.
 - Against New England (11/3), totaled five tackles, a sack, a team-high seven quarterback pressures and a fumble recovery. Dropped Drake Maye for a seven-yard sack on the opening play of the fourth quarter. Pounded on a Drake Maye fumble after an Arden Key strip-sack midway through the fourth stanza.
 - At L.A. Chargers (11/10), posted five tackles with a pass defended and a team-best three quarterback pressures. Hit Justin Herbert arm forcing an incompletion late in the second quarter. Teamed with Sebastian Joseph-Day to stop Gus Edwards for no gain on a rush off right tackle in the third quarter. Combined with Jarvis Brownlee Jr. to stonewall J.K. Dobbins for



a two-yard loss on a short pass in the third stanza.

- Against Minnesota (11/17), tallied four tackles, a team-best six quarterback pressures, a forced fumble and a fumble recovery. Recovered a Sam Darnold fumble at the Titans' 45-yard line in the first stanza. Stuffed Cam Akers for no gain on a rush up the middle in the second quarter. Stonewalled Aaron Jones for a one-yard loss on a rush while forcing a fumble that was recovered by the running back. Stopped Jones for no gain on a rush off right guard early in the final stanza.
- At Houston (11/24), notched two tackles, a sack, three quarterback pressures and a pass defended. Batted down a pass intended for Cade Stover late in the first half. Stuffed Joe Mixon for no gain on a rush off left tackle late in the fourth quarter. Dropped C.J. Stroud for a seven-yard sack late in the final stanza.
- At Washington (12/1), recorded a career-best nine tackles and a quarterback pressure. Combined with Roger McCreary to stuff Brian Robinson Jr. for no gain on a rush off right tackle late in the first quarter.
- Against Jacksonville (12/8), notched five tackles, including a stop for loss, two quarterback pressures and a pass defended. Teamed with Sebastian Joseph-Day to stop Tank Bigsby for a one-yard loss on a carry up the middle in the second stanza. Batted down a Mac Jones pass at the line of scrimmage that was intended for Evan Engram in the second quarter.
- Against Cincinnati (12/15), tied for second on the team with seven tackles, including two stops for loss. Tied for the team lead with three quarterback pressures. Shot through the line and stonewalled Chase Brown for a three-yard loss on a rush up the middle in the second quarter. Stuffed Brown for a four-yard loss on a rush up the middle in the final stanza.
- At Indianapolis (12/22), finished second on the team with nine tackles to go along with a sack and a team-best three quarterback pressures. Stuffed Jonathan Taylor for no gain on a rush off right tackle in the third quarter. Halted a Colts' drive by dropping Anthony Richardson for an eight-yard sack on third-and-nine in the fourth quarter.
- At Jacksonville (12/29), totaled five tackles and a team-best three quarterback pressures. Registered his fifth consecutive game with at least five tackles, which is the longest such streak of his career

2023 (12/12): Started 12 games at defensive tackle and ranked fourth on the team with 5.5 sacks and 38 quarterback pressures. Finished third on the squad with 11 tackles for loss. Registered 44 tackles, a pass defended, a forced fumble and a fumble recovery. Secured his third consecutive season with at least five sacks. Posted his first career touchdown on a two-yard reception. Was inactive for two contests. Placed on injured reserve on Dec. 23 and missed the final three games. Tied for the team lead in sacks twice in 2023 (vs. LAC, vs. ATL). Led or tied for the team lead in quarterback pressures five times in 2023 (vs. LAC, at CLE, vs. CIN, at IND, vs. ATL). Tied for the team lead in passes defended once in 2023 (at TB). Selected as a team captain by his teammates.

- At New Orleans (9/10), started at defensive tackle and notched five tackles, a sack, two stops for loss and three quarterback pressures. Halted a Saints' drive by dropping Derek Carr for a three-yard sack on third-and-15 in the second quarter. Stonewalled Tayson Hill for a four-yard loss on a rush in the final period. Combined with Azeez Al-Shaair to stop Jamaal Williams for no gain on a rush late in the final period.
- Against L.A. Chargers (9/17), collected five tackles, including a sack and tied for the team lead with four quarterback pressures. Stuffed Justin Herbert for no gain on a third-and-one rush in the second quarter. Halted a Chargers' drive by sacking Justin Herbert for a nine-yard loss on third-and-six in the third stanza.
- At Cleveland (9/24), tallied two tackles and a team-high four quarterback pressures.
- Against Cincinnati (10/1), posted two tackles, a half sack and a team-best five quarterback pressures. Ended a Bengals' drive by combining with Denico Autry to drop Joe Burrow for an eight-yard sack on third-and-seven in the second quarter.
- At Indianapolis (10/8), recorded three tackles and tied for the team lead with three quarterback pressures. Combined with Jaleel Johnson to stop Zack Moss for no gain on a third-and-two rush up the middle in the final quarter.
- Against Atlanta (10/29), notched five tackles, including two sacks, a team-best six quarterback pressures and a forced fumble. Flew through the line and sacked Desmond Ridder for a 10-yard loss in the opening quarter. Strip-sacked Ridder for a six-yard loss and the fumble was recovered by Azeez Al-Shaair at the Falcons' 33-yard line in the second quarter. Stuffed Bijan Robinson for a three-yard loss on a rush off left end

in the third stanza.

- At Pittsburgh (11/2), tallied seven tackles with a stop for loss and a quarterback pressure. Entered the game on offense and served as a blocker on Derrick Henry's two-yard touchdown run in the second quarter. Teamed with Kyle Peko to stuff Najee Harris for a one-yard loss on a rush off left guard in the second quarter. Combined with Trevis Gipson to stonewall Harris for a two-yard loss on a run off left guard in the third stanza. Stopped Harris for no gain on first-and-goal rush from the one-yard line in the fourth quarter.
- At Jacksonville (11/19), recorded two tackles, including a stop for loss and two quarterback pressures. Posted his first career touchdown on a goalline reception. Forced the Jaguars' to settle for a field goal by firing through the line and stonewalling Travis Etienne for a one-yard loss on a third-and-one rush late in the second quarter. Lined up at fullback and snared a two-yard touchdown pass from Will Levis in the fourth quarter for his first career score.
- Against Carolina (11/26), posted five tackles, including a sack, two additional tackles for loss, a fumble recovery and five quarterback pressures. Recovered a Bryce Young fumble after an eight-yard strip-sack by Arden Key in the second quarter. Stuffed Miles Sanders for a two-yard loss on a rush up the middle early in the third quarter. Stonewalled Sanders for a two-yard loss on a rush up the middle later in the third stanza. Dropped Bryce Young for a seven-yard sack in the third quarter.
- Against Indianapolis (12/3), registered two tackles and a quarterback pressure before leaving the game in the third quarter with an injury. Teamed with Kyle Peko to drop Zack Moss for a one-yard loss on a rush off left guard in the second quarter. Combined with Azeez Al-Shaair to stonewall Moss for no gain on a rush up the middle in the third quarter.

2022 (15/15): Named to his second consecutive Pro Bowl and selected second-team Associated Press All-Pro. Ranked second on the team with 7.5 sacks, nine tackles for loss and 43 quarterback pressures. Finished third on the squad with seven passes defended. Registered 53 tackles and a forced fumble. Was inactive for two contests. Led or tied for the team lead in sacks five times (vs. NYG, at WAS, vs. IND, at HST, at GB). Led or tied for the team lead in quarterback pressures five times (vs. NYG, vs. LV, at WAS, at HST, vs. JAX). Tied for the team lead in passes defended three times (at BUF, vs. LV, vs. JAX). Selected as a team captain by his teammates.

- Against N.Y. Giants (9/11), posted six tackles, two sacks, two additional stops for loss, a forced fumble while tying for the team lead with six quarterback pressures. Sacked Daniel Jones for a five-yard loss in the opening quarter. Strip-sacked Daniel Jones for a seven-yard loss and the fumble was recovered by Bud Dupree at the Giants' 44-yard line in the second stanza. Combined with David Long Jr. to stuff Saquon Barkley for a one-yard loss on a rush off right tackle in the third quarter. Burst through the line and dropped Barkley for a six-yard loss on a rush off right end in the final quarter.
- Against Las Vegas (9/25), notched two tackles, a team-high five quarterback pressures and a pass defended. Batted down a pass intended for Foster Moreau on third-and-nine in the third quarter. Teamed with David Long Jr. to stonewall Brandon Bolden for a two-yard loss on a screen pass late in the third stanza.
- At Indianapolis (10/2), tallied five tackles. Helped limit Jonathan Taylor to just 42 rushing yards on 20 carries in the victory. Combined with David Long Jr. to stuff Jonathan Taylor for a two-yard loss on a rush off right tackle early in the first quarter.
- At Washington (10/9), recorded five tackles, 1.5 sacks, a pass defended and a team-best seven quarterback pressures. Dropped Carson Wentz for a sack midway through the second quarter. Deflected a pass intended for Dymai Brown on third-and-four in the third quarter. Combined with Sam Okuayinonu to sack Wentz for an eight-yard loss in the fourth quarter.
- Against Indianapolis (10/23), registered six tackles, including a sack, four quarterback pressures and two stops for loss. Stuffed Nyheim Hines for a two-yard loss on a rush up the middle in the second quarter. Ended a Colts' drive by sacking Matt Ryan for a nine-yard loss on third-and-10 late in the second quarter.
- At Houston (10/30), notched two tackles, including a sack, two stops for loss and a team-high five quarterback pressures. Produced a streak of three consecutive games with at least one sack for the first time in his career. Stonewalled Dameon Pierce for a three-yard loss on a rush off right guard in the opening quarter. Ended a Texans' drive by dropping Davis Mills for a 12-yard sack on third-and-five in the third stanza.



- At Kansas City (11/6), produced four tackles, two quarterback pressures and a pass defended. Teamed with Roger McCreary to stuff Clyde Edwards-Helaire for no gain on a rush off right tackle late in the first quarter. Stonewalled Isiah Pacheco for no gain on a rush off left tackle in the third quarter. Batted down a third-and-10 pass intended for Mecole Hardman late in the fourth quarter.
- At Green Bay (11/17), started at defensive tackle in his 50th career regular season game and registered five tackles, including a sack and a quarterback pressure. Dropped Aaron Rodgers for a 12-yard sack late in the fourth quarter. Joined Jevon Kearse (35) and Harold Landry III (20.5) as the franchise's only players since 1982, when individual sacks became an official statistic, to reach the 20-sack mark within their first 50 NFL games. Simmons is the club's first interior lineman to do so.
- Against Cincinnati (11/27), collected five tackles with a stop for loss. Stonewalled Samaje Perine for a five-yard loss on a short pass in the second quarter. Teamed with David Long Jr. to stuff Perine for no gain on a rush up the middle in the final stanza. Stopped Joe Burrow for no gain on a quarterback draw late in the fourth quarter.
- Against Jacksonville (12/11), tied for the team lead with three quarterback pressures and two passes defended. Ended a Jaguars' drive by batting down a pass intended for Evan Engram on third-and-five in the first quarter. Knocked down a pass intended for Dan Arnold in the third stanza.
- At L.A. Chargers (12/18), recorded seven tackles, including a sack and three quarterback pressures. Dropped Justin Herbert for a nine-yard sack in the first quarter. Teamed with DeMarcus Walker to stuff Austin Ekeler for no gain on a rush up the middle in the fourth quarter.
- Against Houston (12/24), notched four tackles and three quarterback pressures. Teamed with Teair Tart to stuff Royce Freeman for a one-yard loss on a rush up the middle in the fourth quarter.

2021 (17/17, 1/1): Named Associated Press second-team All-Pro and named to his first career Pro Bowl. Started all 17 games at defensive tackle and led the team with 58 quarterback pressures. Ranked second on the squad with 12 tackles for loss and third on the club with a career-best 8.5 sacks. Added 54 tackles and six passes defended. Started the postseason contest and registered eight tackles, including a team-high and franchise-postseason-record three sacks to go along with three quarterback pressures. Led or tied for the team lead in sacks five times (vs. ARI, at LAR, vs. NO, at HST, vs. CIN). Led or tied for the team lead in quarterback pressures eight times (at SEA, vs. BUF, at IND, at LAR, vs. NO, vs. SF, vs. MIA, at HST). Tied for the team lead in passes defended twice (vs. HST, at PIT). Registered a career-high three sacks at L.A. Rams (11/7/21). Selected as a team captain by his teammates.

- Against Arizona (9/12), started at defensive tackle and collected five tackles, including a sack and two quarterback pressures. Stuffed Chase Edmonds for no gain on a rush up the middle early in the first stanza. Halted a Cardinals' drive by sacking Kyler Murray for a seven-yard loss on third-and-10 in the third quarter.
- At Seattle (9/19), started at defensive tackle and posted a half sack and a team-high four quarterback pressures. Halted a Seahawks' drive by combining with Denico Autry for a seven-yard sack of Russell Wilson on third-and-14 in the second quarter.
- Against Indianapolis (9/26), started at defensive tackle and tallied three tackles, three quarterback pressures and a pass defended. Batted down a pass at the line of scrimmage that was intended for Michael Pittman Jr.
- At Jacksonville (10/10), started at defensive tackle and compiled three tackles, including a stop for loss, three quarterback pressures and a pass defended. Stuffed James Robinson for a one-yard loss on a rush up the middle in the second quarter. Deflected a pass intended for Jamal Agnew in the second stanza.
- Against Buffalo (10/18), started at defensive tackle and registered five tackles, a sack and led the team with seven quarterback pressures. Dropped Josh Allen for a seven-yard sack midway through the fourth quarter. Sealed the victory by stonewalling Allen for no gain on a fourth-and-one quarterback sneak inside the Titans' five-yard line with less than 30 seconds remaining in the game. tackles, including a stop for loss, three quarterback pressures and a pass defended. Stuffed James Robinson for a one-yard loss on a rush up the middle in the second quarter. Deflected a pass intended for Jamal Agnew in the second stanza.
- Against Buffalo (10/18), started at defensive tackle and registered five tackles, a sack and led the team with seven quarterback pressures. Dropped Josh Allen for a seven-yard sack midway through the fourth

quarter. Sealed the victory by stonewalling Allen for no gain on a fourth-and-one quarterback sneak inside the Titans' five-yard line with less than 30 seconds remaining in the game.

- At L.A. Rams (11/7), tallied six tackles, including a career-best three sacks, to go along with a career-high and team-best 10 quarterback pressures. Became the first Titans player with three sacks in a game since Dec. 21, 2008 (3.5, Jason Jones). Became the only Titans/Oilers player with three sacks in the first half of a game since individual sacks became an official NFL statistic in 1982. Sacked Matthew Stafford for a seven-yard loss on the Rams' opening drive. Pressured Stafford in the end zone resulting in an interception by David Long Jr. which was returned to the Rams' two-yard line in the second quarter. Halted a Rams' drive by dropping Stafford for a 10-yard sack on third-and-five in the second quarter. Notched his third sack of the evening by bringing down Stafford for a nine-yard loss late in the second stanza. Combined with Chris Jackson to stop Sony Michel for no gain on a rush off left tackle late in the third quarter.
- Against New Orleans (11/14), collected four tackles, including a team-high two sacks, a team-best three quarterback pressures to go along with a pass defended. Recorded multiple sacks in consecutive games for the first time in his career. Sacked Trevor Siemian for an eight-yard loss in the opening quarter. Registered his second consecutive multiple-sack game by dropping Siemian for four-yard loss late in the second quarter. Batted down a pass intended for Mark Ingram in the third stanza. Stuffed Ingram for no gain on a rush off right tackle in the fourth quarter.
- Against Jacksonville (12/12), posted three tackles, including a stop for loss, three quarterback pressures and a pass defended in the shutout victory. Stuffed James Robinson for a one-yard loss on a rush up the middle early in the third quarter. Combined with Rashaan Evans to stonewall Robinson for no gain on a rush off left tackle in the third stanza. Batted down a pass intended for Carlos Hyde in the final quarter.
- At Houston (1/9), compiled two tackles, including a sack and a team-best four quarterback pressures. Dropped Davis Mills for a nine-yard sack in the third quarter.
- Against Cincinnati (1/22), started at defensive tackle and posted eight tackles, including a team-best and franchise single-game postseason record three sacks to go along with three quarterback pressures. Sacked Joe Burrow for a 12-yard loss on third-and-14 late in the second quarter. Dropped Burrow for a six-yard sack early in the third quarter. Registered his third sack of the day and ended a Bengals' drive by dropping Burrow for a 10-yard loss on third-and-eight in the fourth quarter.

2020 (15/15, 1/1): Started 15 games at defensive tackle and finished second on the club with three sacks and 20 quarterback pressures. Tied for the NFL lead with three defensive fumble recoveries in 2020. Registered 49 tackles, including three stops for loss, five passes defended and a forced fumble. Missed one game on the reserve/COVID-19 list. Started the postseason contest at defensive tackle and collected three tackles, including a stop for loss. Led or tied for the team lead in sacks three times in 2020 (at MIN, vs. HST, at IND). Led or tied for the team lead in quarterback pressures eight times in 2020 (at MIN, vs. HST, vs. PIT, at CIN, at BAL, at IND, vs. CLE, at GB). Tied for the team lead in passes defended once in 2020 (vs. IND).

- At Denver (9/14), started at defensive tackle and collected four tackles and a fumble recovery. Gave the Titans offense great field position by recovering a Melvin Gordon III fumble that was forced by Kevin Byard at the Broncos' 23-yard line early in the second quarter. Finished off the Titans' goal-line stand in the second quarter by stuffing Jake Butt for no gain on a short pass on fourth down.
- Against Jacksonville (9/20), started at defensive tackle and posted three tackles and a pass defended. Sealed the victory by deflecting a Gardner Minshew II pass that was intercepted by Harold Landry III with 47 seconds remaining in the game.
- At Minnesota (9/27), started at defensive tackle and registered five tackles, including a sack and a team-best five quarterback pressures. Ended a Vikings' drive by dropping Kirk Cousins for a six-yard sack on third-and-eight in the first quarter.
- Against Houston (10/18), started at defensive tackle and produced six tackles, including a sack and two quarterback pressures. Teamed with DaQuan Jones to stuff David Johnson for a one-yard loss on a rush off left tackle in the first quarter. Combined with Rashaan Evans to stuff David Johnson for no gain on a goalline rush in the second quarter. Halted a Texans' drive by dropping Deshaun Watson for a 12-yard sack on third-and-eight in the fourth quarter. Made a critical play by batting down a two-point conversion attempt intended to Randall Cobb that would have

made it a two-score game late in the fourth quarter.

- Against Pittsburgh (10/25), started at defensive tackle and registered three tackles, a team-high two quarterback pressures and a pass defended. Pounced on James Conner for a 10-yard loss after Ben Roethlisberger pitched him the ball in the first quarter. Stuffed Conner for no gain on a rush up the middle in the third stanza. Batted a Roethlisberger pass that was then intercepted by Jayon Brown late in the third quarter.
- Against Chicago (11/8), named AFC Defensive Player of the Week after starting at defensive tackle and tallying three tackles, a forced fumble, a fumble recovery and a pass defended. Forced a David Montgomery fumble that was scooped up by Desmond King II and returned 63 yards for a touchdown in the third quarter. Deflected a pass intended for Anthony Miller in the final stanza. Recovered a Miller fumble that was forced by Jayon Brown in the fourth quarter.
- At Indianapolis (11/29), started at defensive tackle and recorded four tackles, a sack, two quarterback pressures and a pass defended. Halted a Colts' drive by dropping Philip Rivers for a six-yard sack on third-and-six in the third quarter. Batted down a pass intended for T.Y. Hilton late in the third stanza. Stuffed Nyheim Hines for no gain on a rush up the middle late in the fourth quarter.
- Against Cleveland (12/6), started at defensive tackle and tallied a career-high seven tackles with a quarterback pressure. Combined with David Long Jr. to stuff Nick Chubb for no gain on a rush off left guard in the first quarter. Teamed with Rashaan Evans to stonewall Kareem Hunt for a one-yard loss on a rush up the middle in the opening stanza. Stopped Hunt for no gain on a rush off right tackle in the second quarter.
- Against Detroit (12/20), started at defensive tackle and produced two tackles, two quarterback pressures and a fumble recovery. Recovered a T.J. Hockenson fumble that was forced by Derick Roberson in the third quarter.
- Against Baltimore (1/10), started at defensive tackle and posted three tackles and a stop for a loss. Stuffed Lamar Jackson for a one-yard loss on a rush up the middle in the third quarter.

2019 (9/7, 3/0): Played in nine games with seven starts during his rookie campaign and collected 40 tackles, two sacks, 14 quarterback pressures, two tackles for loss and a pass defended. Spent the first six weeks of the season on the non-football injury list. Saw action in all three postseason contests and notched four tackles, three quarterback pressures and a fumble recovery. Led or tied for the team lead in sacks twice (vs. LAC, at OAK). Tied for the team lead in quarterback pressures once (at HST). Saw action in his first career game and registered his first career sack against the L.A. Chargers (10/20/19). Made his first career start against Tampa Bay (10/27/19).

- Against L.A. Chargers (10/20), made his NFL debut as a reserve at defensive end and posted six tackles, including a sack, a stop for loss and two quarterback pressures. Teamed with Harold Landry to stonewall Melvin Gordon for a one-yard loss on a rush off right tackle in the opening quarter. Collected his first career sack by dropping Philip Rivers for a three-yard loss in the third quarter. Combined with Rashaan Evans to stop Gordon for no gain on first-and-goal during the final goal-line stand.
- Against Tampa Bay (10/27), notched his first career NFL start at defensive end and tallied four tackles and two quarterback pressures. Stonewalled Peyton Barber for no gain on a first-and-goal rush off right guard in the first quarter.
- At L.A. Rams (11/7), tallied six tackles, including a career-best three sacks, to go along with a career-high and team-best 10 quarterback pressures. Became the first Titans player with three sacks in a game since Dec. 21, 2008 (3.5, Jason Jones). Became the only Titans/Oilers player with three sacks in the first half of a game since individual sacks became an official NFL statistic in 1982. Sacked Matthew Stafford for a seven-yard loss on the Rams' opening drive. Pressured Stafford in the end zone resulting in an interception by David Long Jr. which was returned to the Rams' two-yard line in the second quarter. Halted a Rams' drive by dropping Stafford for a 10-yard sack on third-and-five in the second quarter. Notched his third sack of the evening by bringing down Stafford for a nine-yard loss late in the second stanza. Combined with Chris Jackson to stop Sony Michel for no gain on a rush off left tackle late in the third quarter.
- At Indianapolis (12/1), started at defensive end and posted five tackles and three quarterback pressures. Teamed with Kamalei Correa to stuff Jonathan Williams for a two-yard loss on a rush off left end in the opening quarter.
- At Oakland (12/8), started at defensive end and amassed five tackles,

including a sack and a stop for loss. Stuffed DeAndré Washington for a two-yard loss on a rush off left end late in the first quarter. Halted a Raiders' drive by sacking Derek Carr for a four-yard loss on third-and-two in the third quarter.

- Against Houston (12/15), started at defensive end and totaled four tackles, two quarterback pressures and a pass defended. Halted a potential Texans' scoring drive by deflecting a Deshaun Watson pass at the line of scrimmage that was then intercepted by Jayon Brown in the end zone.
- At Houston (12/29), played as a reserve on the defensive front and recorded three tackles and three quarterback pressures.
- At New England (1/4), saw action as a reserve on the defensive front in his first career postseason contest and posted two tackles and a quarterback pressure.
- At Baltimore (1/11), played as a reserve at defensive end and recorded two tackles, a fumble recovery and two quarterback pressures. Set up the Titans' final touchdown by recovering a Lamar Jackson fumble after a Jurrell Casey strip-sack midway through the third quarter.

COLLEGE:

- During a three-year career as a defensive tackle at Mississippi State, Simmons appeared in 38 contests with 28 starts. He finished his career ranked sixth in school history with 32.5 in tackles for loss. He also tied for sixth in Mississippi University annals with five forced fumbles and tied for fourth with three blocked kicks. His totals also included 163 tackles, seven sacks, seven passes defended and two defensive touchdowns. He was one of two players in the nation to be named a Bednarik Award Semifinalist in both 2017 and 2018.
- As a junior (2018), appeared in 13 games with 12 starts. Led the team and ranked fourth in the SEC with 17 tackles for loss, which made up the third-highest total in school history. Tied for second in the SEC among defensive linemen with 63 total tackles and added a pair of sacks, one forced fumble and four passes defended. Collected two or more tackles for loss in six different games and had at least one in nine contests. Named a Bednarik Award Semifinalist and won the 2018 Conerly Trophy by the Mississippi Sports Hall of Fame and Museum as the top player in Mississippi. Also named second team All-American (Associated Press, The Athletic) and first team All-SEC (Associated Press, Coaches).
- As a sophomore (2017), started all 13 games and tallied 60 tackles, five sacks, 12 tackles for loss, 41 quarterback pressures, two forced fumbles, two fumble recoveries and one pass defended. With three total blocked kicks and punts, became the first SEC player since 2004 to lead the nation in the category. Named first team All-SEC (Associated Press, Coaches, PFF) and was a Bednarik Award Semifinalist. Added 2017 SEC Academic Honor Roll recognition.
- As a freshman (2016), played in 12 games with three starts at defensive tackle and finished with 40 tackles, 3.5 tackles for loss and four quarterback hurries. Led all SEC freshman and tied for the team lead with two forced fumbles. Became the first MSU defensive lineman to earn Freshman All-SEC honors since Chris Jones in 2013. Named to the SEC First-Year Academic Honor Roll.
- Majored in human development at Mississippi State.

PERSONAL:

- Has a son, Jeffery Jr.
- Attended Noxubee County (Macon, Miss.) High School, where he was named the nation's No. 10 overall player and the No. 2 defensive end by Scout.com. Named a five-star prospect by Rivals.com and Scout.com and a four-star prospect by 247Sports.com and ESPN.com. Named the top-rated player in Mississippi by Rivals.com and 247Sports.com.
- As a high school senior in 2015, helped Noxubee County win its second straight MHSAA Class 4A State Championship with a 12-4 overall record. Finished second on the team with 105 tackles. Led the Tigers with 20.5 tackles for loss, 18.5 sacks, 21 quarterback hurries, three blocked field goals and two blocked punts. Also forced two fumbles, recovered two fumbles, broke up five passes and recorded an interception.
- His mother is Brenda Bradley. He has one brother, Dylan, and two sisters, Brooke and Ashley.
- List of favorites: (movie) "The Blind Side"; (TV show) "Martin"; (song on your pregame playlist) "The Man" by Aloe Blacc; (meal) chicken alfredo; (dessert) Pecan Pie; and (sports team as a child) L.A. Lakers with Kobe Bryant.

- Follow Simmons on X at @grindsimmons94 and on Instagram at @jsimmons_94.
- Born Jeffery Bernard Simmons Jr. on July 28, 1997, in Lasalle, La.

JEFFERY SIMMONS' GAME-BY-GAME

2019 Tennessee Titans

Date	Opp	W/L	P/S	Tot	Solo	Asst	Sk	- Yds	QBP	TFL	Int - Yds	-TD	PD	FF	FR - Yds	SpT
Sept 8	@ Cle	W	NFI													
Sept 15	Ind	L	NFI													
Sept 19	@ Jax	L	NFI													
Sept 29	@ Atl	W	NFI													
Oct 6	Buf	L	NFI													
Oct 13	@ Den	L	NFI													
Oct 20	LAC	W	p	6	5	1	1.0	3.0	2	1	0	0	0	0	0	0
Oct 27	TB	W	S	4	3	1	0.0	0.0	2	0	0	0	0	0	0	0
Nov 3	@ Car	L	S	4	1	3	0.0	0.0	1	0	0	0	0	0	0	0
Nov 10	KC	W	S	3	1	2	0.0	0.0	1	0	0	0	0	0	0	0
Nov 24	Jax	W	S	6	3	3	0.0	0.0	0	0	0	0	0	0	0	0
Dec 1	@ Ind	W	S	5	3	2	0.0	0.0	3	0	0	0	0	0	0	0
Dec 8	@ Oak	W	S	5	4	1	1.0	4.0	0	1	0	0	0	0	0	0
Dec 15	Hst	L	S	4	3	1	0.0	0.0	2	0	0	0	0	1	0	0
Dec 22	NO	L	IA													
Dec 29	@ Hst	W	p	3	2	1	0.0	0.0	3	0	0	0	0	0	0	0
Totals		9-7	9/7	40	25	15	2.0	7.0	14	2	0	0	0	1	0	0
Playoffs																
Jan 4	@ NE	W	p	2	1	1	0.0	0.0	1	0	0	0	0	0	1	0
Jan 11	@ Bal	W	p	2	2	0	0.0	0.0	2	0	0	0	0	0	1	0
Jan 19	@ KC	L	p	0	0	0	0.0	0.0	0	0	0	0	0	0	0	0
Totals		2-1	3/0	4	3	1	0.0	0.0	3	0	0	0	0	0	1	0

2020 Tennessee Titans

Date	Opp	W/L	P/S	Tot	Solo	Asst	Sk	- Yds	QBP	TFL	Int - Yds	-TD	PD	FF	FR - Yds	SpT		
Sept 14	@ Den	W	S	4	3	1	0.0	0.0	0	0	0	0	0	0	1	0	0	
Sept 20	Jax	W	S	3	0	3	0.0	0.0	0	0	0	0	0	1	0	0	0	
Sept 27	@ Min	W	S	5	3	2	1.0	6.0	5	1	0	0	0	0	0	0	0	
Oct 13	Buf	W	R/C															
Oct 18	Hst	W	S	6	4	2	1.0	12.0	2	1	0	0	0	0	0	0	0	
Oct 25	Pit	L	S	3	1	2	0.0	0.0	2	0	0	0	0	1	0	0	0	
Nov 1	@ Cin	L	S	4	2	2	0.0	0.0	1	0	0	0	0	0	0	0	0	
Nov 8	Chi	W	S	3	3	0	0.0	0.0	0	0	0	0	0	1	1	0	0	
Nov 12	Ind	L	S	2	0	2	0.0	0.0	0	0	0	0	0	1	0	0	0	
Nov 22	@ Bal	W	S	3	1	2	0.0	0.0	1	0	0	0	0	0	0	0	0	
Nov 29	@ Ind	W	S	4	2	2	1.0	6.0	2	1	0	0	0	1	0	0	0	
Dec 6	Cle	L	S	7	3	4	0.0	0.0	1	0	0	0	0	0	0	0	0	
Dec 13	@ Jax	W	S	1	1	0	0.0	0.0	1	0	0	0	0	0	0	0	0	
Dec 20	Det	W	S	2	0	2	0.0	0.0	2	0	0	0	0	0	0	1	0	
Dec 27	@ GB	L	S	2	1	1	0.0	0.0	1	0	0	0	0	0	0	0	0	
Jan 3	@ Hst	W	S	0	0	0	0.0	0.0	2	0	0	0	0	0	0	0	0	
Totals		11-5 15/15		49	24	25	3.0	24.0	20	3	0	0	0	5	1	3	0	0
Playoffs																		
Jan 10	Bal	L	S	3	2	1	0.0	0.0	0	1	0	0	0	0	0	0	0	0
Totals		0-1 1/1		3	2	1	0.0	0.0	0	1	0	0	0	0	0	0	0	0

2021 Tennessee Titans

Date	Opp	W/L	P/S	Tot	Solo	Asst	Sk	- Yds	QBP	TFL	Int	- Yds	-TD	PD	FF	FR	- Yds	SpT
Sept 12	Ari	L	S	5	5	0	1.0	7.0	2	1	0	0	0	0	0	0	0	0
Sept 19	@ Sea	W	S	1	0	1	0.5	3.5	4	0	0	0	0	0	0	0	0	0
Sept 26	Ind	W	S	3	2	1	0.0	0.0	3	0	0	0	0	1	0	0	0	0
Oct 3	@ NYJ	L	S	4	4	0	0.0	0.0	2	1	0	0	0	0	0	0	0	0
Oct 10	@ Jax	W	S	3	3	0	0.0	0.0	3	1	0	0	0	1	0	0	0	0
Oct 18	Buf	W	S	5	3	2	1.0	7.0	7	1	0	0	0	0	0	0	0	0
Oct 24	KC	W	S	2	1	1	0.0	0.0	4	0	0	0	0	0	0	0	0	0
Oct 31	@ Ind	W	S	1	1	0	0.0	0.0	6	0	0	0	0	0	0	0	0	0
Nov 7	@ LAR	W	S	6	3	3	3.0	26.0	10	3	0	0	0	0	0	0	0	0
Nov 14	NO	W	S	4	4	0	2.0	12.0	3	2	0	0	0	1	0	0	0	0
Nov 21	Hst	L	S	5	4	1	0.0	0.0	0	1	0	0	0	1	0	0	0	0
Nov 28	@ NE	L	S	6	4	2	0.0	0.0	0	0	0	0	0	0	0	0	0	0
Dec 12	Jax	W	S	3	3	0	0.0	0.0	3	1	0	0	0	1	0	0	0	0
Dec 19	@ Pit	L	S	1	1	0	0.0	0.0	1	0	0	0	0	1	0	0	0	0
Dec 23	SF	W	S	2	2	0	0.0	0.0	4	0	0	0	0	0	0	0	0	0
Jan 2	Mia	W	S	1	1	0	0.0	0.0	2	0	0	0	0	0	0	0	0	0
Jan 9	@ Hst	W	S	2	1	1	1.0	9.0	4	1	0	0	0	0	0	0	0	0
Totals		12-5 17/17		54	42	12	8.5	64.5	58	12	0	0	0	6	0	0	0	0
Playoffs																		
Jan 22	Cin	L	S	8	7	1	3.0	28.0	3	3	0	0	0	0	0	0	0	0
Totals		0-1	1/1	8	7	1	3.0	28.0	3	3	0	0	0	0	0	0	0	0

2022 Tennessee Titans

Date	Opp	W/L	P/S	Tot	Solo	Asst	Sk	- Yds	QBP	TFL	Int	- Yds	-TD	PD	FF	FR	- Yds	SpT
Sept 11	NYG	L	S	6	4	2	2.0	19.0	6	2	0	0	0	0	1	0	0	0
Sept 19	@ Buf	L	S	0	0	0	0.0	0.0	2	0	0	0	0	1	0	0	0	0
Sept 25	LV	W	S	2	0	2	0.0	0.0	5	0	0	0	0	1	0	0	0	0
Oct 2	@ Ind	W	S	5	1	4	0.0	0.0	0	0	0	0	0	0	0	0	0	0
Oct 9	@ Was	W	S	5	3	2	1.5	4.0	7	0	0	0	0	1	0	0	0	0
Oct 23	Ind	W	S	6	3	3	1.0	9.0	4	2	0	0	0	0	0	0	0	0
Oct 30	@ Hst	W	S	2	2	0	1.0	12.0	5	2	0	0	0	0	0	0	0	0
Nov 6	@ KC	L	S	4	3	1	0.0	0.0	2	0	0	0	0	1	0	0	0	0
Nov 13	Den	W	IA															
Nov 17	@ GB	W	S	5	1	4	1.0	12.0	1	1	0	0	0	0	0	0	0	0
Nov 27	Cin	L	S	6	3	3	0.0	0.0	0	1	0	0	0	0	0	0	0	0
Dec 4	@ Phi	L	S	1	0	1	0.0	0.0	0	0	0	0	0	1	0	0	0	0
Dec 11	Jax	L	S	0	0	0	0.0	0.0	3	0	0	0	0	2	0	0	0	0
Dec 18	@ LAC	L	S	7	3	4	1.0	9.0	3	1	0	0	0	0	0	0	0	0
Dec 24	Hst	L	S	4	1	3	0.0	0.0	3	0	0	0	0	0	0	0	0	0
Dec 29	Dal	L	IA															
Jan 7	@ Jax	L	S	1	1	0	0.0	0.0	2	0	0	0	0	0	0	0	0	0
Totals		7-10	15/15	54	25	29	7.5	65.0	43	9	0	0	0	7	1	0	0	0

2023 Tennessee Titans

Date	Opp	W/L	P/S	Tot	Solo	Asst	Sk	- Yds	QBP	TFL	Int	- Yds	-TD	PD	FF	FR	- Yds	SpT
Sept 10	@ NO	L	S	5	3	2	1.0	3.0	3	2	0	0	0	0	0	0	0	0
Sept 17	LAC	W	S	5	2	3	1.0	9.0	4	1	0	0	0	0	0	0	0	0
Sept 24	@ Cle	L	S	2	2	0	0.0	0.0	4	0	0	0	0	0	0	0	0	0
Oct 1	Cin	W	S	2	1	1	0.5	4.0	5	0	0	0	0	0	0	0	0	0
Oct 8	@ Ind	L	S	3	1	2	0.0	0.0	3	0	0	0	0	0	0	0	0	0
Oct 15	Bal	L	S	2	2	0	0.0	0.0	2	0	0	0	0	0	0	0	0	0
Oct 29	Atl	W	S	5	5	0	2.0	14.0	6	2	0	0	0	0	1	0	0	0
Nov 2	@ Pit	L	S	7	4	3	0.0	0.0	1	1	0	0	0	0	0	0	0	0
Nov 12	@ TB	L	S	4	2	2	0.0	0.0	2	0	0	0	0	1	0	0	0	0
Nov 19	@ Jax	L	S	2	2	0	0.0	0.0	2	1	0	0	0	0	0	0	0	0
Nov 26	Car	W	S	5	5	0	1.0	7.0	5	3	0	0	0	0	0	1	2	0
Dec 3	Ind	L	S	2	1	1	0.0	0.0	1	0	0	0	0	0	0	0	0	0
Dec 11	@ Mia	W	IA															
Dec 17	Hst	L	IA															
Dec 24	Sea																	
Dec 31	@ Hst																	
Jan 7	Jax																	
Totals		5-9	12/12	44	30	14	5.5	37.0	38	10	0	0	0	1	1	1	2	0

JEFFERY SIMMONS' NFL STATISTICS

REGULAR SEASON		TACKLES									INTERCEPTIONS					FUMBLES			
Year	Team	GP	GS	Tot	Solo	Asst	Sk	Yds	QBP	TFL	No	Yds	Lg	TD	PD	FF	FR	Yds	SpT
2019	Tennessee	9	7	40	25	15	2.0	7.0	14	2	0	0	0	0	1	0	0	0	0
2020	Tennessee	15	15	49	24	25	3.0	24.0	20	3	0	0	0	0	5	1	3	0	0
2021	Tennessee	17	17	54	42	12	8.5	64.5	58	12	0	0	0	0	6	0	0	0	0
2022	Tennessee	15	15	54	25	29	7.5	65.0	43	9	0	0	0	0	7	1	0	0	0
2023	Tennessee	12	12	44	30	14	5.5	37.0	38	10	0	0	0	0	1	1	1	2	0
2024	Tennessee	16	16	76	41	35	5.0	35.0	42	11	0	0	0	0	4	2	2	0	0
NFL Totals		84	82	316	187	129	31.5	232.5	215	48	0	0	0	0	24	5	6	2	0

PLAYOFFS		TACKLES									INTERCEPTIONS					FUMBLES			
Year	Team	GP	GS	Tot	Solo	Asst	Sk	Yds	QBP	TFL	No	Yds	Lg	TD	PD	FF	FR	Yds	SpT
2019	Tennessee	3	0	4	3	1	0.0	0.0	3	0	0	0	0	0	0	0	1	0	0
2020	Tennessee	1	1	3	2	1	0.0	0.0	0	1	0	0	0	0	0	0	0	0	0
2021	Tennessee	1	1	8	7	1	3.0	28.0	3	3	0	0	0	0	0	0	0	0	0
NFL Totals		5	2	15	12	3	3.0	28.0	6	4	0	0	0	0	0	0	1	0	0

Single-Game Highs

Tackles - 9 (Twice, last at Indianapolis 12/22/24)
 Sacks - 3 at L.A. Rams (11/7/21)
 Quarterback Pressures - 10 at L.A. Rams (11/7/21)
 Tackles For Loss - 3 (Twice, last vs. Carolina 11/26/23)
 Fumble Recovery - 1 (Six times, last vs. Minnesota 11/17/24)
 Forced Fumbles - 1 (Five times, last vs. Minnesota 11/17/24)
 Passes Defensed - 2 vs. Jacksonville (12/11/22)

Additional Statistics

Receptions - 1 for 2-yard touchdown at Jacksonville (11/19/23)

Playoff Single-Game Highs

Tackles - 8 vs. Cincinnati (1/22/22)
 Sacks - 3 vs. Cincinnati (1/22/22)
 Quarterback Pressures - 3 vs. Cincinnati (1/22/22)
 Fumble Recovery - 1 at Baltimore (1/11/20)


77 PETER SKORONSKI

OFFENSIVE LINEMAN • 6'4" • 313 LBS

COLLEGE: NORTHWESTERN • ACQUIRED: 1ST ROUND - 2023

NFL EXPERIENCE (NFL/TITANS): 3/3 • HOMETOWN: PARK RIDGE, ILL.

GAMES PLAYED/GAMES STARTED: 31/31 (PLAYOFFS: 0/0)



PRO: The Titans selected Northwestern's Peter Skoronski with the 11th overall pick in the 2023 NFL Draft. The 6-foot-4-inch, 313-pound offensive lineman brings outstanding technique, athleticism and physicality to his position. While he was a three-year starter at left tackle, he possessed the versatility to make the move inside to guard, where he started 14 games as a rookie and all 17 games during his second NFL season. A native of Park Ridge, Ill., Skoronski did not miss a game or a start in his three seasons at Northwestern, appearing in 33 contests at left tackle.

CAREER HIGHLIGHTS:

- In 2022, Skoronski's third and final season at Northwestern, he became the first unanimous first-team All-American in program history after starting all 12 games at left tackle.

TITANS TIDBITS:

- His grandfather, Bob Skoronski, was a left tackle for the Green Bay Packers, playing nine total seasons with the franchise. He missed two seasons while serving in the U.S. Air Force. He was a permanent offensive captain for the Packers under Vince Lombardi from 1964 to 1968 and played on five NFL championship teams. In 1976, he was inducted into the Packers Hall of Fame.
- Among all offensive linemen at the 2023 NFL Scouting Combine, Skoronski placed second in the vertical jump (34.50 inches), second in the broad jump (9 feet 7 inches), fifth in the bench press (30 reps) and ninth in the 10-yard split (1.75 seconds).
- Skoronski is a die hard Tottenham Hotspur fan.
- Has a black lab named Slim.
- Minored in history in college and considers himself a "history nerd."
- Enjoys country music and names Luke Combs, Tim McGraw and Darius Rucker among his favorites.
- Fan of the TV show "The Office."

CAREER TRANSACTIONS:

- The Park Ridge, Ill., native was selected by the Titans in the first round (11th overall) of the 2023 NFL Draft.

SEASON RECAPS:

2024 (17/17): Registered 17 starts at left guard for the first time in his career. Did not miss an offensive snap during his second NFL season.

- At Chicago (9/8), started at left guard and helped open holes for Titans' ball carriers to gain 140 rushing yards on 26 carries with a touchdown.
- At Miami (9/30), started at left guard and cleared the way for Titans' rushers to gain 142 yards on the ground with a pair of rushing scores.
- Against Indianapolis (10/13), started at left guard and was a member of an offensive front that did not allow a sack on 27 pass attempts.
- At Detroit (10/27), started at left guard and helped open holes for Titans' rushers to gain 158 yards on the ground.
- Against New England (11/3), started at left guard and helped pave the way for Titans' ball carriers to amass 167 yards on the ground.
- At Houston (11/24), started at left guard and blocked for an offense that amassed 369 total yards, including 132 yards on the ground.

2023 (14/14): Started 14 games at left guard as a rookie and helped open holes for Derrick Henry to finish second in the NFL with 1,167 rushing yards. Was inactive for three contests. Made his NFL debut and his first career start at New Orleans (9/10/23).

- At New Orleans (9/10), started at left guard in his first career NFL contest.
- At Indianapolis (10/8), returned to the lineup as a starter at left guard and was a part of an offensive line that allowed just one sack on 35 pass attempts.

- Against Atlanta (10/29), started at left guard and protected for an offensive unit that accumulated 375 total yards, including a 101-yard rushing performance by Derrick Henry. Helped give rookie quarterback Will Levis time to amass 238 passing yards with four touchdown tosses in his first career start.

- Against Indianapolis (12/3), started at left guard and helped open holes for Titans' ball carriers to gain 177 yards on the ground, including 102 yards and two rushing scores from Derrick Henry.

- At Miami (12/11), started at left guard and protected for an offense that amassed a season-best 403 total yards, including a career-high 327 passing yards for Will Levis.

- Against Seattle (12/24), started at left guard and helped open holes for Titans' rushers to gain 162 yards on the ground.

- Against Jacksonville (1/7), started at left guard and helped block for Titans' ball carriers to gain 175 yards on the ground, including a season-high 153 rushing yards by Derrick Henry.

COLLEGE:

- Skoronski started all 33 games at left tackle during his career at Northwestern without missing a game. He earned second-team All-Big Ten honors as a freshman and first-team recognition in each of the next two seasons. He became the first offensive lineman in program history to earn two All-Big Ten first-team awards. He became Northwestern's highest draft selection since guard Chris Hinton went to Denver with the fourth pick in 1983, and he was the 11th player in program history to be picked in the first round.

- As a junior (2022), named the Rimington-Pace Big Ten Offensive Lineman of the Year—the first ever by a Northwestern lineman—after starting all 12 games at left tackle. He was the first player in school history to become a unanimous first-team All-American and was named first-team All-Big Ten by coaches and media. He finished as a finalist for the 2022 Outland Trophy, recognizing nation's best college interior lineman on both offense and defense. He finished the season with PFF's highest pass-blocking grade in the country at 93.0 after allowing six pressures on 480 pass-blocking snaps. His 79.1 PFF run-blocking grade placed fifth among all qualifying Power 5 tackles.

- As a sophomore (2021), started all 12 games at left tackle and helped pave the way for Evan Hull's 1,000-yard rushing season. He was named first-team All-Big Ten by the league's coaches and second-team All-Big Ten by the media.

- As a true freshman (2020), started all nine contests during a COVID-19 shortened campaign and anchored the left side of a line that helped the Wildcats make a 2020 Big Ten Championship Game appearance. He was named second-team All-Big Ten. Additionally, he earned True Freshman All-American recognition by 247Sports as the highest-graded true first-year performer in the Big Ten among all positions. He helped pave the way for 16 rushing touchdowns and a 162.8 rushing yards per game average and helped the offensive line allow only 1.29 sacks per game in the Big Ten regular season, the third fewest in the conference.

- Majored in economics at Northwestern.

PERSONAL:

- Attended Maine South (Park Ridge, Ill.) High School, where he was a four-star prospect, the No. 4 center nationally and the No. 2 player in Illinois, according to 247Sports. He was a three-year letter winner and 2019 team captain who recorded 173 pancakes in three seasons with the Hawks.
- Earned All-State honors in 2018 and 2019 and was a three-time All-Conference and All-Area selection.
- Led Maine South to back-to-back-to-back CSL conference championships and was a member of the 2016 state champion team.



- Lettered three times in basketball and three times in track and field (shot put and discus) and was a National Honor Society member.
- Parents are Anne and Bob.
- Siblings are Elizabeth and Robbie.
- Follow Skoronski on X at @pskoronski and on Instagram at @peterskoronski.
- Born Peter Joseph Skoronski on July 31, 2001 in Chicago, Ill.

PETER SKORONSKI'S NFL STATISTICS			
REGULAR SEASON			
Year	Team	GP	GS
2023	Tennessee	14	14
2024	Tennessee	17	17
NFL Totals		31	31
Starts Breakdown:			
2023 - LG 14; 2024 - LG 17			
Additional Career Statistics			
Misc. Tackles - 1 (2024)			

64 JACKSON SLATER

GUARD • 6'3" • 311 LBS

COLLEGE: SACRAMENTO STATE • ACQUIRED: 5TH ROUND - 2025

NFL EXPERIENCE (NFL/TITANS): ROOKIE • HOMETOWN: BELLEVUE, WASH.

GAMES PLAYED/GAMES STARTED: 0/0 (PLAYOFFS: 0/0)



PRO: The Titans selected Sacramento State's Jackson Slater with the 167th overall pick in the 2025 NFL Draft. The 6-foot-3-inch, 311-pound offensive lineman brings elite power, playing strength and athletic ability to the interior of the offensive front. A four-year starter at guard, Slater has the versatility to also slide inside to center. A native of Bellevue, Wash., Slater ended his Hornets career with 44 collegiate starts and three first team all-conference selections.

TITANS TIDBITS:

- Slater's father played football at Western Washington.
- Slater trained in high school with former Oregon tackle and 2025 Washington Commanders first-round pick Josh Conerly.
- Slater enjoys doing impressions. His go to is Bane from Batman.
- Slater has an extensive sports card collection (baseball/football). His most prized card is probably a Mike Trout rookie card.

CAREER TRANSACTIONS:

- The Bellevue, Wash., native was selected by the Titans in the fifth round (167th overall) of the 2025 NFL Draft.

COLLEGE:

- Slater started 44 games during his four seasons (2021-24) at Sacramento State. He became just the fifth player in school history, and first offensive lineman, to earn three first team all-conference honors in their career. As a senior, he did not allow a sack or a quarterback hit during the season.

AS A SENIOR (2024), named first team All-America by the Associated Press and Stats Perform and was first team All-Big Sky. Became just the fifth player in school history, and first offensive lineman, to earn three first team honors in their career. Started the first nine games of the season at left guard until being sidelined by an injury. Did not allow a sack or a quarterback hit during the season. Played in the Senior Bowl.

AS A JUNIOR (2023), earned first team all-Big Sky honors for the second consecutive year. Joined former All-American Jon Osterhout (1998-99) as the only Hornet offensive lineman to do so. Started all 13 games at left guard. Was part of an offensive line which allowed just 16 sacks during the year.

AS A SOPHOMORE (2022), named third team All-American by the Associated Press, fourth team by Phil Steele and was voted to the HERO Sports Sophomore All-America team. Was selected to the all-Big Sky Conference first team. Started all 11 regular season games at left guard before moving to left tackle for the two FCS Playoff games. Part of an offensive line which paved the way for a school-record 3,163 rushing yards and 36 rushing touchdowns. Earned Big Sky all-academic honors.

AS A TRUE FRESHMAN (2021), started the final nine games at left guard. Made his collegiate debut at Idaho State and did not leave the lineup from that point forward. Was part of an offensive line which averaged 4.6 yards per rush attempt and allowed just 18 sacks during the season.

- Graduated with a degree in finance from Sacramento State in December 2024.

PERSONAL:

- Attended Newport High School in Bellevue, Wash., and played tackle, guard and center for the Knights.
- Was named the team's lineman of the year following the 2019 season and was a team captain his final two seasons.
- Played on the defensive line as a senior where he had 20 tackles in four games.
- Earned second team All-King County 4A honors as a sophomore and junior.
- Was a three-star recruit from 247sports.com.
- Also competed in baseball for two seasons, basketball for two seasons and track and field for one campaign.
- Son of John and Melissa Slater. Has a younger brother, Luke.
- Follow Slater on X at @jacksonslater75, on Instagram at @jacksonslater76 and on Tiktok at @jacksonslater1.
- Born Jackson Thomas Slater on May 30, 2003 in Bellevue, Wash.

JACKSON SLATER'S COLLEGE STATISTICS

REGULAR SEASON

Year	Team	GP	GS
2021	Sacramento State	9	9
2022	Sacramento State	13	13
2023	Sacramento State	13	13
2024	Sacramento State	9	9
College Totals		44	44

Starts Breakdown:

2021 - LG 9; 2022 - LG 11, LT 2; 2023 - LG 13; 2024 - LG 9



6 JOEY SLYE

KICKER • 5'11" • 213 LBS

COLLEGE: VIRGINIA TECH • ACQUIRED: UNRESTRICTED FREE AGENT (NE) - 2025

NFL EXPERIENCE (NFL/TITANS): 7/1 • HOMETOWN: NORTH STAFFORD, VA.

GAMES PLAYED/GAMES STARTED: 95/0 (PLAYOFFS: 0/0)



PRO: The Titans signed Joey Slye during the 2025 offseason to add a strong leg and veteran experience to the kicking game. Prior to arriving in Tennessee, the 5-foot-11-inch, 213-pounder appeared in 95 games over six seasons with the Carolina Panthers (2019-20), Houston Texans (2022), San Francisco 49ers (2022), Washington Commanders (2022-23) and New England Patriots (2024). The Virginia Tech product has also spent time with the N.Y. Giants and Jacksonville Jaguars. The North Stafford, Va., native made 147 field goals and 163 extra points from 2019-24.

CAREER HIGHLIGHTS:

- In 2024, Slye connected on a 63-yard field goal as a member of the New England Patriots. The 63-yarder tied for the fourth-longest field goal in NFL history. Slye became one of nine NFL players to have two 60-yard field goals in a career (connected on a 61-yarder in 2023).
- Slye holds the franchise record for longest field goal for the New England Patriots (64 yards) and Washington Commanders (61 yards).
- In November 2022, Slye was named the NFC Special Teams Player of the Month after finishing 10 for 10 on field goals and seven of eight on extra points as a member of the Washington Commanders.

TITANS TIDBITS:

- Slye lost his older brother, A.J., to leukemia. Slye has a tattoo on his right shoulder that shows a picture of he and A.J. holding hands the last time they played football together in high school at North Stafford. The Slye family started the SlyeStrong#6 Foundation in honor of A.J. Every year, the foundations hosts a handful of events and charity drive to benefit hospitals and families navigating a cancer diagnoses. The Foundation also gives out six \$2,000 scholarships. This year A.J. would've turned 31 and in honor of that, Slye is working to raise \$310,000 for the Leukemia Lymphoma Society.
- While he was growing up, Slye's father worked for the United States Army so the family moved around a lot living in California, Montana, New Mexico before settling in Virginia.

CAREER TRANSACTIONS:

- The North Stafford, Va., native was originally signed by the N.Y. Giants as a rookie free agent on May 6, 2019.
- Waived by the Giants on May 14, 2019.
- Signed by the Giants as a free agent on July 24, 2019.
- Released by the Giants on July 27, 2019.
- Signed by the Carolina Panthers as a free agent on Aug. 1, 2019.
- Released by the Panthers on Aug. 28, 2021.
- Signed by the Houston Texans to the team's practice squad on Sept. 7, 2021.
- Activated from the Texans' practice squad to the active roster standard elevation on Sept. 11, 2021.
- Activated from the Texans' practice squad to the active roster standard elevation on Sept. 18, 2021.
- Signed by the Texans to the active roster from the practice squad on Sept. 23, 2021.
- Released by the Texans on Sept. 30, 2021.
- Signed by the San Francisco 49ers as a free agent on Oct. 5, 2021.
- Released by the 49ers on Nov. 2, 2021.
- Signed by the Washington Commanders as a free agent on Nov. 9, 2021.
- Signed by the Jacksonville Jaguars as an unrestricted free agent on

March 18, 2024.

- Released by the Jaguars on April 30, 2024.
- Signed by New England Patriots as a free agent on May 2, 2024.
- Signed by the Titans as an unrestricted free agent on March 24, 2025.

SEASON RECAPS:

2024 (17/0 - New England): Played in all 17 games and connected on 26 of 33 field goal attempts and 25 of 26 extra point attempts for a total of 103 points.

- At Cincinnati (9/8), connected on all three field goal attempts (32, 35, 37) in his Patriots debut.
- Against N.Y. Jets (9/19), connected on his lone field goal attempt (44 yards), scoring the team's only points on the day.
- At San Francisco (9/29), set a franchise record and career-long with a 63-yard field goal at the end of the second quarter. The 63-yarder tied for the fourth-longest field goal in NFL history. Became one of nine NFL players to have two 60-yard field goals in a career. Registered his third-career game with two field goals of 50 or more yards.
- At Chicago (11/10), connected on all four field goal attempts (30, 37, 25 and 33), the fifth time in his career that he has connected on four field goals in a game.
- Against Buffalo (1/5), made good on all three field goal attempts from 40-plus yards (41, 42 and 50). Added two extra points.

2023 (17/0 - Washington): Saw action in all 17 games and handled all kickoffs, field goals and extra points for the Commanders. Connected on 19 of 24 field goals and 32 of 35 extra points for 89 points. Also had 64 touchbacks on 69 kickoffs.

- Against Philadelphia (10/29), connected on a then career-long 61-yard field goal which set a new franchise record for Washington.

2022 (17/0 - Washington): Played in all 17 games and handled kickoffs, field goals and extra points. Connected on 25 of 30 field goals and 24 of 28 extra points. Had 60 touchbacks on 74 kickoffs. Was NFC Special Teams Player of the Week for his performance at Philadelphia. Named NFC Special Teams Player of the Month for November after finishing 10 for 10 on field goals and seven of eight on extra points.

- At Philadelphia (11/14), helped lead Washington to a win against their division rival after connecting on all four field goals, including a 55- and 58-yard field goal.
- At Houston (11/20), was a perfect three for three on field goal attempts and two for two on extra points.

2021 (3/0 - Houston, 3/0 - San Francisco, 6/0 - Washington): Spent the offseason with the Carolina Panthers. Began the season on the Texans' practice squad where he was elevated for three games before being signed by the 49ers. Appeared in three games for the 49ers where he connected on seven of eight field goal attempts and two of four extra point attempts. Finished the season with the Commanders and appeared in six games and connected on all 12 field goal attempts and nine of 10 extra point attempts. Spent four weeks on injured reserve with the Commanders.

- Against Jacksonville (9/12), connected on all three field goals and all four extra point chances in the victory for the Texans.

2020 (16/0 - Carolina): Played in all 16 games and connected on 29 of 36 field goals and 33 of 36 extra point attempts for a total of 120 points. Also had 71 touchbacks on 78 kickoffs.

- Against Las Vegas (9/13), made all three field goal attempts in the



season opener.

- At L.A. Chargers (9/27), connected on a career-high five field goal attempts (29, 24, 30, 22, 31).

2019 (16/0 - Carolina): Played in all 16 games and made 25 of 32 field goal attempts and 31 of 35 extra point attempts for 106 total points. Also handled kickoff duties with 66 of 69 kicks going for touchbacks.

- Against L.A. Rams (9/8), made his NFL debut. Missed his first career field goal from 53 yards out but connected on the next two from 46 and 52 yards out while making all three of his extra point attempts.
- Against Tampa Bay (9/12), went a perfect four for four on field goal attempts, including a 54-yarder and 51-yarder.
- At Houston (9/29), made all three field goal attempts, including a 55-yarder in the win. Named NFC Special Teams Player of the Week for his efforts.

COLLEGE:

- Played four seasons at Virginia Tech (2014-17), where he made 78 of 108 field goal attempts (72.2 percent) and 169 of 172 extra point attempts (98.3 percent). Opted to join the team as a walk-on over a scholarship offer from James Madison.
- As a senior (2017), played in 11 games and went 15 of 22 on field goals with a long of 50 yards and 37 for 37 on extra point attempts for 82 total points. Had 63 kickoffs with 53 touchbacks.
- As a junior (2016), named first-team All-ACC by the league coaches after playing in all 14 games and connecting on 20 of 27 field goals with a long of 47 yards and went 58 of 59 on extra point attempts. Had 93 kickoffs with 73 touchbacks. Scored 118 total points on the season.
- As a sophomore (2015), played in all 13 games and logged 116 plays on special teams during the regular season. Connected on 23 of 30 field goal attempts and 41 of 42 extra point attempts. Had 71 kickoffs for 51 touchbacks.
- As a freshman (2014), played in all 13 games and went 20 for 28 on field goals with a long of 49 yards and was 33 for 34 on extra point attempts.
- Graduated with a degree in human nutrition, foods and exercise from Virginia Tech in Dec. 2017.

PERSONAL:

- Attended North Stafford (Virginia) High School where he lettered in football all four years.
- Connected on four field goals as a senior, including a 46-yarder.
- Earned all-conference, all-region, all-state and all-area honors as a kicker and linebacker.
- Named The Free Lance-Star's male high school athlete of the year.
- Played soccer for three years, helping lead his team to a state title. Also finished all-state in both shot put and discus during his only high school track season.
- Son of David and Laura Slye.
- Married to wife, Brittaney. The two welcomed their first child, Palmer Memphis in November 2024.
- Follow Slye on Instagram at @joey_slye
- Born Joseph David Slye on April 10, 1996 in Albuquerque, N.M.

JOEY SLYE'S NFL STATISTICS

REGULAR SEASON			PAT		FG			1-19		20-29		30-39		40-49		50+		Kickoffs					
Date	Team	GP	Ma	Att	Ma	Att	Pct	Ma	Att	Ma	Att	Ma	Att	Ma	Att	Ma	Att	LG	Pts	No	InEZ	TB	PctTB
2019	Carolina	16	31	35	25	32	78.1	0	0	4	5	5	5	8	11	8	11	55	106	69	68	66	95.7
2020	Carolina	16	33	36	29	36	80.6	0	0	11	12	10	10	7	8	1	6	56	120	78	75	71	91.0
2021	HST/SF/WAS	12	18	22	23	25	92	0	0	9	9	5	5	5	7	4	4	56	87	58	43	37	63.8
2022	Washington	17	24	28	25	30	83.3	1	1	8	8	4	5	8	10	4	6	58	99	74	67	60	81.1
2023	Washington	17	32	35	19	24	79.2	0	0	2	3	7	7	7	9	3	5	61	89	69	68	64	92.8
2024	New England	17	25	26	26	33	78.8	0	0	5	6	10	11	5	7	6	9	63	103	68	55	46	67.6
NFL Totals		95	163	182	147	180	81.7	1	1	39	43	41	43	40	52	26	41	63	604	416	376	344	82.7

Single-Game Highs

Field Goals Made - 5 at L.A. Chargers (9/27/20)

Field Goal Attempts - 5 (Four times, last vs. Indianapolis 12/1/24)

Longest Field Goal - 63 at San Francisco (9/29/24)

PATs Made - 5 at Arizona (9/22/19)

PATs Attempted - 5 (Twice, last vs. Jacksonville 10/6/19)

Points - 15 at L.A. Chargers (9/27/20)

Special Teams Tackles - 1 (2019), 2 (2020), 2 (2021), 1 (2022), 1 (2023), 1 (2024)

Regular Season Game-Winning Field Goals (0)*

* A game-winning field goal is defined as one that was the final score of the game and gave the kicker's team the lead at any time in the fourth quarter or overtime.

38 L'JARIUS SNEED

CORNERBACK • 6'1" • 192 LBS

COLLEGE: LOUISIANA TECH • ACQUIRED: TRADE (KC) - 2024

NFL EXPERIENCE (NFL/TITANS): 6/2 • HOMETOWN: MINDEN, LA.

GAMES PLAYED/GAMES STARTED: 62/59 (PLAYOFFS: 13/13)



SUPER BOWL: 2022, 2023

PRO: The Titans traded for L'Jarius Sneed during the 2024 offseason to bolster the leadership and add a veteran presence to the secondary. The 6-foot-1-inch, 192-pounder arrived in Nashville having amassed 10 interceptions and 40 passes defended in his first four NFL regular seasons with the Kansas City Chiefs (2020-2023). The Louisiana Tech product also has an abundance of postseason experience having started 13 postseason contests while collecting 75 tackles, two sacks, an interception and seven passes defended in his playoff career.

CAREER HIGHLIGHTS:

- Sneed won a pair of Super Bowl titles (2022, 2023) as a member of the Kansas City Chiefs.
- In 2023, Sneed amassed 78 tackles, two interceptions, a career-best 14 passes defended and a fumble recovery.
- In 2022, Sneed posted career-highs with 108 tackles and 3.5 sacks to go along with three interceptions, 11 passes defended, three forced fumbles and a fumble recovery.
- As a rookie in 2020, Sneed was named to the Pro Football Writer's Association All-Rookie team after notching 41 tackles, three interceptions, two sacks and seven passes defended in just nine games.

TITANS TIDBITS:

- After playing wide receiver at Minden (La.) High School, Sneed converted to cornerback at Louisiana Tech and saw playing time in his true freshman season. His initial collegiate campaign was highlighted by an interception return touchdown against Western Kentucky in the Conference USA Championship Game.

CAREER TRANSACTIONS:

- The Minden, La., native was selected by the Kansas City Chiefs in the fourth round (138th overall) of the 2020 NFL Draft.
- Traded by the Chiefs to the Titans along with a 2024 seventh-round pick in exchange for a 2024 seventh-round pick and a 2025 third-round selection on April 1, 2024.

SEASON RECAPS:

- 2024 (5/5 - Tennessee):** Started five games at cornerback and posted 23 tackles, including two stops for loss in his first season with the Titans. Was inactive for five contests. Placed on injured reserve on Nov. 23 and missed the final seven games.
- At Chicago (9/8), made his Titans debut as a starter at cornerback and posted four tackles.
 - Against N.Y. Jets (9/15), started at cornerback and collected three tackles.
 - Against Green Bay (9/22), notched five tackles, including a stop for loss. Stuffed Josh Jacobs for a two-yard loss on a rush off right guard in the first quarter.
 - At Miami (9/30), totaled three tackles and helped limit the Dolphins to 78 net passing yards. Teamed with Harold Landry III to stop Jaylen Wright for no gain on a rush off right end in the second quarter.
 - Against Indianapolis (10/13), registered eight tackles, including a stop for loss. Stuffed Josh Downs for a one-yard loss on a rush off left end in the final stanza.

2023 (16/16, 4/4 - Kansas City): Started 16 games at cornerback and registered 78 tackles, two interceptions, 14 passes defended and a fumble recovery. Was inactive for the regular season finale. Started all four postseason games and amassed 17 tackles, three passes defended and a forced fumble while helping the Chiefs to back-to-back Super Bowl championships.

- Against the L.A. Chargers (10/22), collected six tackles and intercepted a Justin Herbert pass intended for Donald Parham Jr. in the third quarter.
- Against Philadelphia (11/20), recorded three tackles while picking off a Jalen Hurts pass intended for A.J. Brown in the second stanza.
- Against Buffalo (12/10), posted seven tackles and a season-high three passes defended.
- At New England (12/17), tied a season-high with nine tackles, including two stops for loss and two passes defended.
- Against Miami (1/13), produced four tackles and two passes defended in the wild card matchup.
- At Baltimore (1/28), totaled five tackles and a forced fumble in the AFC Championship game. Punched the ball out of Zay Flowers' arms at the one yard line preventing a touchdown. Chiefs recovered in the end zone for a touchback.
- Against San Francisco in Super Bowl LVIII (2/11), collected three tackles and a pass defended in the victory.

2022 (17/17, 3/3 - Kansas City): Started all 17 games for the first time in his career and posted career-highs with 108 tackles and 3.5 sacks. Added three interceptions, 11 passes defended, three forced fumbles and a fumble recovery. Started all three postseason games on the road to a Super Bowl title and tallied 17 tackles and two passes defended.

- At Arizona (9/11), notched eight tackles, a seven-yard sack and a pass defended.
- At Tampa Bay (10/2), collected a season-best nine tackles, including a 12-yard sack and a forced fumble.
- Against the L.A. Rams (11/27), recorded seven tackles and an interception of Bryce Perkins that he returned 26 yards.
- Against Denver (1/1), posted three tackles while picking off a Russell Wilson pass intended for Jerry Jeudy and returning it 25 yards early in the fourth quarter.
- Against Philadelphia in Super Bowl LVII (2/12), collected seven tackles and two passes defended in the victory.

2021 (15/15, 3/3 - Kansas City): Started 15 games at cornerback and notched 76 tackles, two interceptions, a sack, seven tackles for loss, a forced fumble and a fumble recovery. Was inactive for two contests. Started all three postseason games and collected 27 tackles with an interception.

- At Philadelphia (10/3), collected four tackles, including a 21-yard strip sack of Jalen Hurts but the loose ball was recovered by the Eagles.
- Against Green Bay (11/7), registered six tackles and an interception of Jordan Love.
- Against Dallas (11/21), posted six tackles and three passes defended, including an interception of Dak Prescott late in the fourth quarter.
- Against Cincinnati (1/30), recorded a postseason-high 10 tackles to go along with an interception of a Joe Burrow pass intended for Ja'Marr Chase early in the fourth quarter.



2020 (9/6, 3/3 - Kansas City): Saw action in nine games with six starts at cornerback as a rookie and posted 41 tackles, three interceptions, two sacks and seven passes defended. Selected to the PFWA All-Rookie team. Placed on injured reserve on Sept. 30 and missed six contests before being designated to return on Nov. 21. Did not play in the regular season finale. Started all three postseason games and recorded nine tackles, including two sacks and two quarterback pressures.

- Against Houston (9/10), started in his NFL debut and collected his first career interception by stepping in front of a Deshaun Watson pass intended for Brandin Cooks and returning it 39 yards early in the fourth quarter. Added three tackles and another pass defended.
- At L.A. Chargers (9/20), recorded an interception for the second consecutive week by picking off Justin Herbert at the Chiefs' five-yard line. He became the first rookie cornerback to record an interception in the first two games of the season since Marcus Peters did so in the first two weeks of the 2015 season.
- At Miami (12/13), tallied a season-high eight tackles to go along with a pass defended.
- At New Orleans (12/20), collected three tackles, an interception, three passes defended and a sack. Picked off a Drew Brees pass intended for Lil'Jordan Humphrey in the first quarter. Notched the first sack of his career, dropping Brees for a loss of nine yards.
- Against Cleveland (1/17), made his postseason debut and registered six tackles, including an eight-yard sack of Baker Mayfield.
- Against Buffalo (1/24), posted five tackles with a 15-yard sack of Josh Allen in the first quarter.

COLLEGE:

- Appeared in 51 games during his four seasons (2016-19) at Louisiana Tech and tallied 179 tackles, six tackles for loss, 2.5 sacks, eight interceptions (three returned for touchdowns) and 28 passes defended.
- As a senior (2019), moved to safety and started all 13 games while earning All-Conference-USA second-team honors. Registered a team-high 73 tackles to go along with 3.5 tackles for loss and three interceptions including one pick-six.
- As a junior (2018), saw action in all 13 games with 12 starts and posted 59 tackles, eight pass break-ups and three interceptions returned for 43 yards with a touchdown. Named All-Conference USA honorable mention.
- As a sophomore (2017), played in 11 games with six starts and recorded 30 tackles, an interception and six passes defended on the season.
- As a freshman (2016), played in all 14 games for the Bulldogs, making two starts in the final two games of the season. Registered 17 total tackles and one interception he returned 48 yards for a touchdown.

PERSONAL:

- Attended Minden (La.) High School, earning first-team All-District honors his junior and senior years with All-Area honors his senior season.

- As a senior (2016), was a two-way player that helped lead the team to a 9-3 record, advancing to the second round of the LHSAA 4A state playoffs.
- As a junior (2015), played safety and registered seven interceptions returned for 252 yards and four touchdowns.
- Son of Bobby and Jane Sneed.
- Has three older siblings: Nicole Griffen, T.Q. Mims and the late T.Q. Harrison.
- Sneed's brother, T.Q. Mims, played football at Arkansas-Pine Bluff from 2010 to 2013.
- Follow Sneed on X at @jay_sneed.
- Follow Sneed on Instagram at @sneed_.
- Born L'Jarius Sneed on Jan. 21, 1997 in Minden, La.

L'JARIUS SNEED'S GAME-BY-GAME

2020 Kansas City Chiefs

Date	Opp	W/L	P/S	Tot Solo Asst	Sk - Yds	QBP	TFL	Int - Yds -TD	PD	FF	FR - Yds	SpT
Sept 10	Hst	W	S	3 3 0	0.0 0.0	0	0	1 39 1	2	0	0	0
Sept 20	@LAC	W	S	7 6 1	0.0 0.0	0	0	1 0 0	1	0	0	0
Sept 28	@Bal	W	S	1 1 0	0.0 0.0	0	0	0 0 0	0	0	0	0
Oct 5	NE	W	IR									
Oct 11	LV	L	IR									
Oct 19	@Buf	W	IR									
Oct 25	@Den	W	IR									
Nov 1	NYJ	W	IR									
Nov 8	Car	W	IR									
Nov 22	@LV	W	S	3 1 2	0.0 0.0	0	0	0 0 0	0	0	0	0
Nov 29	@TB	W	S	3 2 1	0.0 0.0	0	0	0 0 0	0	0	0	0
Dec 6	Den	W	p	6 4 2	0.0 0.0	0	0	0 0 0	0	0	0	0
Dec 13	@Mia	W	p	8 7 1	0.0 0.0	0	0	0 0 0	1	0	0	0
Dec 20	@NO	W	S	3 1 2	1.0 9.0	2	1	1 3 0	3	0	0	0
Dec 27	Atl	W	p	7 6 1	1.0 10.0	2	1	0 0 0	0	0	0	0
Jan 3	LAC	L	DNP									
Totals			14-2 9/6	41 31 10	2.0 19.0	4	2 3	42 0 7	0 0	0 0	0 0	0 0
Playoffs												
Jan 17	Cle	W	S	6 3 3	1.0 8.0	1	2	0 0 0	0	0	0	0
Jan 24	Buf	W	S	5 4 1	1.0 15.0	1	1	0 0 0	0	0	0	0
Feb 7	@TB	L	S	3 2 1	0.0 0.0	0	0	0 0 0	0	0	0	0
Totals			2-1 3/3	14 9 5	2.0 23.0	2	3 0	0 0 0	0 0	0 0	0 0	0 0

2021 Kansas City Chiefs

Date	Opp	W/L	P/S	Tot Solo Asst	Sk - Yds	QBP	TFL	Int - Yds -TD	PD	FF	FR - Yds	SpT
Sept 12	Cle	W	S	7 7 0	0.0 0.0	0	0	0 0 0	0	0	0	0
Sept 19	@Bal	L	S	3 3 0	0.0 0.0	0	0	0 0 0	0	0	0	0
Sept 26	LAC	L	S	6 5 1	0.0 0.0	0	2	0 0 0	0	0	0	0
Oct 3	@Phi	W	S	4 3 1	1.0 21.0	3	0	0 0 0	1	0	0	0
Oct 10	Buf	L	S	2 2 0	0.0 0.0	0	1	0 0 0	1	0	0	0
Oct 17	@Was	W	S	4 4 0	0.0 0.0	0	1	0 0 0	0	0	1	0
Oct 24	@Ten	L	S	7 5 2	0.0 0.0	1	0	0 0 0	0	0	0	0
Nov 1	NYG	W	S	7 5 2	0.0 0.0	1	0	0 0 0	0	0	0	0
Nov 7	GB	W	S	6 3 3	0.0 0.0	0	0	1 0 0	2	0	0	0
Nov 14	@LV	W	S	6 5 1	0.0 0.0	1	1	0 0 0	0	0	0	0
Nov 21	Dal	W	S	6 5 1	0.0 0.0	0	1	1 2 0	3	0	0	0
Dec 5	Den	W	S	4 2 2	0.0 0.0	2	0	0 0 0	0	0	0	0
Dec 12	LV	W	IA									
Dec 16	@LAC	w	IA									
Dec 26	Pit	W	S	6 4 2	0.0 0.0	0	1	0 0 0	1	0	0	0
Jan 2	@Cin	L	S	2 1 1	0.0 0.0	0	0	0 0 0	0	1	0	0
Jan 8	@Den	W	S	6 3 3	0.0 0.0	0	0	0 0 0	0	0	0	0
Totals			12-5 15/15	76 57 19	1.0 21.0	8	7 2	2 0 8	1 1	0 0	0 0	0 0
Playoffs												
Jan 16	Pit	W	S	8 6 2	0.0 0.0	0	0	0 0 0	0	0	0	0
Jan 23	Buf	W	S	9 6 3	0.0 0.0	0	0	0 0 0	1	0	0	0
Jan 30	Cin	L	S	10 8 2	0.0 0.0	0	1	1 0 0	1	0	0	0
Totals			2-1 3/3	27 20 7	0.0 0.0	0	1 1	0 0 2	0 0	0 0	0 0	0 0

2022 Kansas City Chiefs

Date	Opp	W/L	P/S	Tot Solo Asst	Sk - Yds	QBP	TFL	Int - Yds -TD	PD	FF	FR - Yds	SpT
Sept 11	@Ari	W	S	8 8 0	1.0 7.0	2	1	0 0 0	1	0	0	0
Sept 15	LAC	W	S	8 7 1	0.0 0.0	2	0	0 0 0	0	0	0	0
Sept 25	@Ind	L	S	7 5 2	1.0 10.0	1	0	0 0 0	0	1	1	5
Oct 2	@TB	W	S	9 7 2	1.0 12.0	1	0	0 0 0	0	1	0	0
Oct 10	LV	W	S	7 5 2	0.0 0.0	0	0	0 0 0	0	1	0	0
Oct 16	Buf	L	S	8 4 4	0.0 0.0	1	1	0 0 0	0	0	0	0
Oct 23	@SF	W	S	6 4 2	0.5 2.0	1	0	0 0 0	1	0	0	0
Nov 6	Ten	W	S	5 3 2	0.0 0.0	1	0	0 0 0	2	0	0	0
Nov 13	Jax	W	S	6 2 4	0.0 0.0	2	0	0 0 0	0	0	0	0
Nov 20	@LAC	W	S	5 5 0	0.0 0.0	0	1	0 0 0	2	0	0	0
Nov 27	LAR	W	S	7 5 2	0.0 0.0	1	1	1 26 0	2	0	0	0
Dec 4	@Cin	L	S	6 3 3	0.0 0.0	0	0	0 0 0	0	0	0	0
Dec 11	@Den	W	S	7 3 4	0.0 0.0	1	0	1 6 0	2	0	0	0
Dec 18	@Hst	W	S	6 5 1	0.0 0.0	0	0	0 0 0	0	0	0	0
Dec 24	Sea	W	S	7 5 2	0.0 0.0	0	1	0 0 0	0	0	0	0
Jan 1	Den	W	S	3 2 1	0.0 0.0	0	0	1 25 0	1	0	0	0
Jan 7	@LV	W	S	3 2 1	0.0 0.0	0	0	0 0 0	0	0	0	0
Totals			14-3 17/17	108 75 33	3.5 31.0	13	5 3	57 0 11	3 1	5 5	0 0	0 0
Playoffs												
Jan 21	Jax	W	S	9 6 3	0.0 0.0	0	0	0 0 0	0	0	0	0
Jan 29	Cin	W	S	1 1 0	0.0 0.0	0	0	0 0 0	0	0	0	0
Feb 12	@Phi	W	S	7 3 4	0.0 0.0	0	0	0 0 0	2	0	0	0
Totals			3-0 3/3	17 10 7	0.0 0.0	0	0 0	0 0 2	0 0	0 0	0 0	0 0

2023 Kansas City Chiefs

Date	Opp	W/L	P/S	Tot Solo Asst	Sk - Yds	QBP	TFL	Int - Yds -TD	PD	FF	FR - Yds	SpT
Sept 7	Det	L	S	6 3 3	0.0 0.0	1	1	0 0 0	0	0	0	0
Sept 17	@Jax	W	S	7 6 1	0.0 0.0	0	1	0 0 0	2	0	1	0
Sept 24	Chi	W	S	1 1 0	0.0 0.0	0	1	0 0 0	0	0	0	0
Oct 1	@NYJ	W	S	4 2 2	0.0 0.0	1	0	0 0 0	0	0	0	0
Oct 8	@Min	W	S	7 6 1	0.0 0.0	1	0	0 0 0	2	0	0	0
Oct 12	Den	W	S	5 3 2	0.0 0.0	0	0	0 0 0	0	0	0	0
Oct 22	LAC	W	S	6 5 1	0.0 0.0	0	0	1 4 0	1	0	0	0
Oct 29	@Den	L	S	2 2 0	0.0 0.0	0	0	0 0 0	0	1	0	0
Nov 5	Mia	W	S	3 2 1	0.0 0.0	0	0	0 0 0	0	0	0	0
Nov 20	Phi	L	S	3 2 1	0.0 0.0	0	0	1 0 0	2	0	0	0
Nov 26	@LV	W	S	9 7 2	0.0 0.0	1	0	0 0 0	0	0	0	0
Dec 3	@GB	L	S	3 3 0	0.0 0.0	0	0	0 0 0	0	0	0	0
Dec 10	Buf	L	S	7 5 2	0.0 0.0	0	0	0 0 0	3	0	0	0
Dec 17	@NE	W	S	9 8 1	0.0 0.0	0	2	0 0 0	2	0	0	0
Dec 25	LV	L	S	3 3 0	0.0 0.0	0	0	0 0 0	0	0	0	0
Dec 31	Cin	W	S	3 2 1	0.0 0.0	0	0	0 0 0	1	0	0	0
Jan 7	@LAC	W	IA									
Totals			11-6 16/16	78 60 18	0.0 0.0	4	5 2	4 0 14	0 1	0 0	0 0	0 0
Playoffs												
Jan 13	Mia	W	S	4 4 0	0.0 0.0	0	0	0 0 0	0	2	0	0
Jan 21	@Buf	W	S	5 3 2	0.0 0.0	0	0	0 0 0	0	0	0	0
Jan 28	@Bal	W	S	5 5 0	0.0 0.0	0	0	0 0 0	0	1	0	0
Feb 11	SF	W	S	3 2 1	0.0 0.0	0	0	0 0 0	0	1	0	0
Totals			4-0 4/4	17 14 3	0.0 0.0	0	0 0	0 0 0	0 0	3 1	0 0	0 0

2024 Tennessee Titans

Date	Opp	W/L	P/S	Tot Solo Asst	Sk - Yds	QBP	TFL	Int - Yds -TD	PD	FF	FR - Yds	SpT
Sept 8	@Chi	L	S	4 3 1	0.0 0.0	0	0	0 0 0	0	0	0	0
Sept 15	NYJ	L	S	3 2 1	0.0 0.0	0	0	0 0 0	0	0	0	0
Sept 22	GB	L	S	5 5 0	0.0 0.0	0	1	0 0 0	0	0	0	0
Sept 30	@Mia	W	S	3 2 1	0.0 0.0	0	0	0 0 0	0	0	0	0
Oct 13	Ind	L	S	8 7 1	0.0 0.0	0	1	0 0 0	0	0	0	0
Oct 20	@Buf	L	IA									
Oct 27	@Det	L	IA									
Nov 3	NE	W	IA									
Nov 10	@LAC	L	IA									
Nov 17	Min	L	IA									
Nov 24	@Hst											
Dec 1	@Was											
Dec 8	Jax											
Dec 15	Cin											
Dec 22	@Ind											
Dec 29	@Jax											
Jan 5	Hst											
Totals			2-8 5/5	23 19 4	0.0 0.0	0	2 0	0 0 0	0 0	0 0	0 0	0 0

Placed on injured reserve on Nov. 23



L'JARIUS SNEED'S NFL STATISTICS

REGULAR SEASON				TACKLES							INTERCEPTIONS					FUMBLES			
Year	Team	GP	GS	Tot	Solo	Asst	Sk	Yds	QBP	TFL	No	Yds	Lg	TD	PD	FF	FR	Yds	SpT
2020	Kansas City	9	6	41	31	10	2.0	19.0	4	2	3	42	39	0	7	0	0	0	0
2021	Kansas City	15	15	76	57	19	1.0	21.0	8	7	2	2	2	0	8	1	1	0	0
2022	Kansas City	17	17	108	75	33	3.5	31.0	13	5	3	57	26	0	11	3	1	5	0
2023	Kansas City	16	16	78	60	18	0.0	0.0	4	5	2	4	4	0	14	0	1	0	0
2024	Tennessee	5	5	23	19	4	0.0	0.0	0	2	0	0	0	0	0	0	0	0	0
NFL Totals		62	59	326	242	84	6.5	71.0	29	21	10	105	39	0	40	4	3	5	0

PLAYOFFS				TACKLES							INTERCEPTIONS					FUMBLES			
Year	Team	GP	GS	Tot	Solo	Asst	Sk	Yds	QBP	TFL	No	Yds	Lg	TD	PD	FF	FR	Yds	SpT
2020	Kansas City	3	3	14	9	5	2.0	23.0	2	3	0	0	0	0	0	0	0	0	0
2021	Kansas City	3	3	27	20	7	0.0	0.0	0	1	1	0	0	0	2	0	0	0	0
2022	Kansas City	3	3	17	10	7	0.0	0.0	0	0	0	0	0	0	2	0	0	0	0
2023	Kansas City	4	4	17	14	3	0.0	0.0	0	0	0	0	0	0	3	1	0	0	0
NFL Totals		13	13	75	53	22	2.0	23.0	2	4	1	0	0	0	7	1	0	0	0

Single-Game Highs

Tackles - 9 (Three times, last at New England 12/17/23)
 Interceptions - 1 (10 times, last vs. Philadelphia 11/20/23)
 Passes Defensed - 3 (Three times, last vs. Buffalo 12/10/23)
 Sacks - 1 (Six times, last at Tampa Bay 10/2/22)
 Tackles For Loss - 2 (Twice, last at New England 12/17/23)
 Forced Fumble - 1 (Four times, last vs. Las Vegas 10/10/22)
 Fumble Recovery - 1 (Three times, last at Jacksonville 9/17/23)

Playoff Single-Game Highs

Tackles - 10 vs. Cincinnati (1/30/22)
 Interceptions - 1 vs. Cincinnati (1/30/22)
 Passes Defensed - 2 (Twice, last vs. Miami 1/13/24)
 Sacks - 1 (Twice, last vs. Buffalo 1/24/21)
 Tackles For Loss - 2 vs. Cleveland (1/17/21)
 Forced Fumble - 1 at Baltimore (1/28/24)


2 TYJAE SPEARS

RUNNING BACK • 5'11" • 195 LBS

COLLEGE: TULANE • ACQUIRED: 3RD ROUND - 2023

NFL EXPERIENCE (NFL/TITANS): 3/3 • HOMETOWN: PONCHATLOULA, LA.

GAMES PLAYED/GAMES STARTED: 29/2 (PLAYOFFS: 0/0)



PRO: The Titans selected Tyjae Spears in the third round of the 2023 NFL Draft. The 5-foot-11-inch, 195-pounder is a dynamic and explosive running back with superb instincts and the ability to play on all downs on offense and contribute in the return game. As a rookie, Spears appeared in all 17 games and accumulated 838 scrimmage yards to rank seventh in franchise history among rookie running backs. His totals included 453 yards and two touchdowns on the ground and 385 receiving yards and a score as a receiver. The Ponchatoula, La., native spent four years at Tulane (2019-22) prior to entering the NFL. Chosen by the Titans with the 81st overall draft pick, he became the highest pick from Tulane since running back Matt Forte in 2008 (44th overall by Chicago).

CAREER HIGHLIGHTS:

- Spears has had a knack for finding the end zone during his first two NFL campaigns. He has scored eight touchdowns (six rushing and two receiving) from 2023-2024.
- As a rookie in 2023, Spears carried the ball 100 times for 453 yards and two touchdowns, and he added 52 receptions for 385 yards and one score. His 838 scrimmage yards ranked seventh in franchise history among rookie running backs, and the total also placed fourth among rookie running backs in 2023 behind Atlanta's Bijan Robinson, Detroit's Jahmyr Gibbs and Miami's De'Von Achane.
- Spears' 20 total third-down conversions in 2023, which included 11 receptions and nine rushing attempts, led all NFL running backs, including rookies and veterans.
- With 52 receptions in 2023, Spears became the franchise's first rookie running back with at least 50 receptions since Sid Blanks in 1964 (56).
- During his final season at Tulane in 2022, Spears ranked fifth in the FBS with 1,581 rushing yards, and his 21 total touchdowns (19 rushing, two receiving) tied for the most in the nation. His 19 rushing touchdowns tied for third in the country. He was named the American Athletic Conference Offensive Player of the Year.

TITANS TIDBITS:

- In the sixth round of the 2024 NFL Draft, the Titans selected one of Spears' best friends and his former college roommate, Tulane wide receiver Jha'Quan Jackson. Spears was with Jackson when he received the phone call from the Titans during the draft.
- Spears has worked with a non-profit organization in New Orleans called Son of a Saint, which provides "mentorship, education, recreation, camaraderie, cultural enrichment, emotional support and helping to fill the void for dozens of fatherless young men."
- Growing up on the New Orleans area, his favorite player was former Saints running back Reggie Bush.
- Spears is one of nine children in his family (five brothers and three sisters).
- His first job as a teenager was working at Walmart.

CAREER TRANSACTIONS:

- The Ponchatoula, La., native was selected by the Titans in the third round (81st overall) of the 2023 NFL Draft.

SEASON RECAPS:

2024 (12/1): Saw action in 12 games with one start at running back and rushed 84 times for 312 yards with four touchdowns. Hauled in 30 receptions for 224 yards with a receiving score. Returned seven kickoffs for 198 yards. Was inactive for five contests. Led the team in rushing yards twice in 2024 (at LAC, at JAX). Led or tied for the team lead in receptions twice in 2024 (at CHI, at MIA). Led the team in receiving yards

once in 2024 (vs. CIN).

- At Chicago (9/8), played as a reserve at running back and rushed four times for 21 yards. Led the team with four receptions for 11 yards. Extended the Titans' second touchdown drive with a five-yard run on third-and-one in the second quarter.
- At Miami (9/30), played as a reserve at running back and rushed 15 times for 39 yards with a touchdown. Caught two passes out of the backfield. Increased the Titans' lead to 16-6 with a seven-yard touchdown run off a direct snap in the third quarter.
- At L.A. Chargers (11/10), returned to the lineup as a reserve at running back and led the team with 47 rushing yards on seven carries. Hauled in three receptions.
- Against Cincinnati (12/15), saw action as a reserve at running back and led the team with 87 receiving yards on six catches with a touchdown. Carried the ball four times for five yards with a rushing score. Logged his second career game with a rushing touchdown and a receiving touchdown. Returned one kickoff for 20 yards. Gave the Titans a 14-7 lead with a one-yard touchdown run in the opening quarter. Hauled in a 17-yard touchdown reception from Mason Rudolph in the fourth quarter. Helped set up the Titans' final touchdown with a 43-yard catch-and-run reception on third-and-seven late in the final stanza.
- At Indianapolis (12/22), rushed 10 times for 27 yards with a career-best two rushing scores. Registered his first career game with multiple rushing touchdowns. Snared three passes for 39 yards. Returned two kickoffs for 69 yards with a career-long 42-yard return. Scored on an 11-yard touchdown run on a third-and-one play late in the third quarter. Made it a one-score game with a two-yard touchdown run late in the final stanza.
- At Jacksonville (12/29), made his first start of the season at running back and carried the ball a career-high 20 times for a career-best 95 yards before leaving the game in the third quarter with an injury. Grabbed three passes for eight yards. Kept the Titans' touchdown drive alive with a two-yard run on third-and-two in the third quarter.

2023 (17/1): Played in all 17 games with a start at running back as a rookie and rushed 100 times for 453 yards with two touchdowns. Ranked third on the squad with 52 receptions and fourth on the team with 385 receiving yards to go along with a receiving score. Returned a team-high 13 kickoffs for 270 yards. Finished the season with 838 scrimmage yards which ranked seventh in franchise history among rookie running backs. With 52 receptions, he became the franchise's first rookie running back with at least 50 receptions since Sid Blanks in 1964 (56). Led the team in rushing yards once (vs. HST). Led or tied for the team lead in receptions three times (at CLE, at PIT, at TB). Led the team in receiving yards once (vs. BAL). Made his NFL debut at New Orleans (9/10/23). Made his first career start at Houston (12/31).

- At New Orleans (9/10), played as a reserve and carried the ball three times for 27 yards in his first career NFL contest. Caught one pass for one yard.
- Against L.A. Chargers (9/17), saw action as a reserve at running back and rushed eight times for 49 yards. Caught two passes for six yards. Extended the Titans' second scoring drive with an eight-yard run on third-and-two late in the second quarter.
- Against Cincinnati (10/1), saw action as a reserve at running back and rushed five times for 40 yards. Hauled in three receptions for 18 yards. Returned one kickoff for 16 yards. Extended the Titans' opening scoring drive with a three-yard catch on fourth-and-two in the first quarter.
- At Indianapolis (10/8), played as a reserve at running back and carried the ball seven times for 34 yards with his first career touchdown. Caught four passes for 35 yards. Gave the Titans a 13-10 advantage with a



19-yard jaunt on an end-around for his first career score in the third quarter.

- In London, against Baltimore (10/15), played as a reserve at running back and rushed four times for 15 yards. Hauled in a game-long 48-yard reception. Set up the Titans' final field goal of the afternoon with a shifty 48-yard catch-and-run reception down to the Ravens' six-yard line in the fourth quarter.
- Against Atlanta (10/29), set up the Titans' final touchdown of the afternoon with a 23-yard scamper in the fourth quarter.
- At Tampa Bay (11/12), saw action as a reserve at running back and led the team with four receptions for 42 yards. Rushed five times for 18 yards. Extended the Titans' second scoring drive with a 13-yard catch-and-run on third-and-two late in the third quarter.
- Against Indianapolis (12/3), set season-highs with 16 carries for 75 rushing yards. Caught four passes out of the backfield for 13 yards. Returned two kickoffs for 40 yards. Extended the Titans' final touchdown drive with a pair of third-down conversions in the fourth quarter: a two-yard run on third-and-one and a seven-yard grab on third-and-six. Kept the Titans' final scoring drive alive with a six-yard run on third-and-two in overtime.
- At Miami (12/11), played as a reserve at running back and notched career-highs with six receptions and 89 receiving yards. Rushed seven times for 29 yards. Finished with 118 scrimmage yards—the first game of his career with at least 100 scrimmage yards. Extended the Titans' opening touchdown drive with a 10-yard grab on third-and-seven in the second quarter. Kept the Titans' third-quarter scoring drive alive with a pair of third-down conversions: an eight-yard run on third-and-five and a 30-yard reception on third-and-six in the third stanza.
- Against Houston (12/17), carried the ball nine times for a team-best 30 rushing yards. Caught one pass for seven yards.
- Against Seattle (12/24), rushed nine times for 40 yards and caught five passes for 27 yards out of the backfield. Extended the Titans' opening touchdown drive with a seven-yard run off right guard on third-and-two late in the first quarter. Kept the Titans' second touchdown drive alive with a pair of conversions: a four-yard reception on third-and-three and a two-yard run on fourth-and-one in the final stanza.
- At Houston (12/31), made his first career start as the team opened in a two-running-back package and caught four passes for 29 yards.
- Against Jacksonville (1/7), registered his first career multi-touchdown game. Caught three passes for 41 yards with a touchdown and rushed three times for 25 yards with a score. Gave the Titans a 7-3 lead with a 28-yard touchdown grab on third-and-six in the first quarter. Extended the Titans' second touchdown drive with a 22-yard scamper off left end on third-and-two in the second quarter. Extended the Titans lead to 21-10 with a three-yard touchdown run in the second quarter.

COLLEGE:

- Spears appeared in 33 games with 20 starts at running back during his career at Tulane. He totaled 2,910 yards and 31 touchdowns on 427 carries and added 48 receptions for 564 yards and three scores. He ended his career as the school's all-time leader in yards per carry (6.8), tied for second in 100-yard rushing games (15), tied for third in rushing touchdowns (31), fourth in rushing yards per game (85.6) and sixth in rushing yards (2,910) and total touchdowns (34). His 6.8 yards per carry from 2019 to 2022 ranked second in the FBS behind only Alabama-Birmingham running back DeWayne McBride's 7.3-yard average (minimum 400 attempts).
- As a junior (2022), started all 14 games for the Green Wave, totaling 1,581 yards and 19 touchdowns on 229 rushing attempts and adding 22 receptions for 256 yards and two touchdowns. Named honorable mention All-American by Phil Steele, American Athletic Conference Offensive Player of the Year and first team All-AAC. Tied for the national lead with 21 total touchdowns and tied for third in the country with 19 rushing touchdowns, a total that ranked second in Tulane single-season history. His 1,581 rushing yards led the conference and made up the Green Wave's all-time second-highest single-season total. Tallied nine 100-yard rushing games, including eight consecutive such efforts to finish the season. Helped the Olive and Blue earn a 12-2 record and win an American Athletic Conference title. The team's ninth-overall ranking was the second-best finish in program history.
- Against Southern California in the Cotton Bowl (1/2/23), rushed 17 times for 205 yards and a career-high four touchdowns, winning Most Outstanding Offensive Player in Tulane's 46-45 victory.
- As a sophomore (2021), appeared in 12 games with three starts. Led the team in rushing with 129 carries for 863 yards and nine touchdowns

in addition to 19 catches for 145 yards. Rushed for over 100 yards in four of the last five games of the season, including at Memphis (11/27), when he recorded a career-high 264 rushing yards with two touchdowns. His 264 rushing yards tied for the fifth-highest total by a player in the nation in 2021. It was the fourth most in school history and the most by any player other than Matt Forte.

- As a redshirt freshman (2020), saw action in three games (three starts) before he suffered a season-ending injury. Finished fourth on the team in rushing with 274 yards and averaged 7.4 yards per carry.
- As a true freshman (2019), totaled 192 yards rushing, 133 yards receiving and finished with a pair of touchdowns in four games. Used a redshirt to retain eligibility.
- Graduated from Tulane in December 2022 with a degree in health and wellness.

PERSONAL:

- Attended Ponchatoula (La.) High School, where he earned three-star ratings from 247Sports.com and Rivals.com.
- As a senior at Ponchatoula, recorded 920 rushing yards and 880 receiving yards with 18 total touchdowns.
- Also participated on the track and field team in high school.
- Follow Spears on X at @tyjae22, on Instagram at @twotwo4six and on TikTok at @tyjaespears.
- Son of Margene Spears & Nicole Hart.
- Born Tyjae Armon Spears on June 15, 2001 in Hammond, La.



TYJAE SPEARS' GAME-BY-GAME

2023 Tennessee Titans										RUSHING					RECEIVING					2024 Tennessee Titans										RUSHING					RECEIVING				
Date	Opp	W/L	P/S	Att	Yds	Avg	Lg	TD	No	Yds	Avg	Lg	TD	Date	Opp	W/L	P/S	Att	Yds	Avg	Lg	TD	No	Yds	Avg	Lg	TD												
Sept 10	@ NO	L	p	3	27	9.0	17	0	1	1	1.0	1	0	Sept 8	@ Chi	L	p	4	21	5.3	11	0	4	11	2.8	5	0												
Sept 17	LAC	W	p	8	49	6.1	14	0	2	6	3.0	4	0	Sept 15	NYJ	L	p	6	20	3.3	7	0	2	11	5.5	6	0												
Sept 24	@ Cle	L	p	4	6	1.5	5	0	4	3	0.8	5	0	Sept 22	GB	L	p	2	7	3.5	6	0	4	54	13.5	29	0												
Oct 1	Cin	W	p	5	40	8.0	22	0	3	18	6.0	9	0	Sept 30	@ Mia	W	p	15	39	2.6	9	1	2	0	0.0	5	0												
Oct 8	@ Ind	L	p	7	34	4.9	19t	1	4	35	8.8	14	0	Oct 13	Ind	L	p	6	27	4.5	10	0	0	0	-	0	0												
Oct 15	Bal	L	p	4	15	3.8	12	0	1	48	48.0	48	0	Oct 20	@ Buf	L	IA																						
Oct 29	Atl	W	p	3	27	9.0	23	0	3	9	3.0	5	0	Oct 27	@ Det	L	IA																						
Nov 2	@ Pit	L	p	5	18	3.6	8	0	4	4	1.0	8	0	Nov 3	NE	W	IA																						
Nov 12	@ TB	L	p	5	18	3.6	15	0	4	42	10.5	15	0	Nov 10	@ LAC	L	p	7	47	6.7	19	0	3	4	1.3	6	0												
Nov 19	@ Jax	L	p	4	14	3.5	5	0	2	12	6.0	6	0	Nov 17	Min	L	p	3	0	0.0	4	0	2	8	4.0	5	0												
Nov 26	Car	W	p	2	6	3.0	8	0	1	1	1.0	1	0	Nov 24	@ Hst	W	IA																						
Dec 3	Ind	L	p	16	75	4.7	19	0	4	13	3.3	7	0	Dec 1	@ Was	L	p	1	3	3.0	3	0	0	0	-	0	0												
Dec 11	@ Mia	W	p	7	29	4.1	8	0	6	89	14.8	30	0	Dec 8	Jax	L	p	6	21	3.5	8	0	1	2	2.0	2	0												
Dec 17	Hst	L	p	9	30	3.3	9	0	1	7	7.0	7	0	Dec 15	Cin	L	p	4	5	1.3	6	1	6	87	14.5	43	1												
Dec 24	Sea	L	p	9	40	4.4	11	0	5	27	5.4	13	0	Dec 22	@ Ind	L	p	10	27	2.7	11t	2	3	39	13.0	19	0												
Dec 31	@ Hst	L	S	6	0	0.0	5	0	4	29	7.3	10	0	Dec 29	@ Jax	L	S	20	95	4.8	23	0	3	8	2.7	6	0												
Jan 7	Jax	W	p	3	25	8.3	22	1	3	41	13.7	28t	1	Jan 5	Hst	L	IA																						
Totals		6-11	17/1	100	453	4.5	23	2	52	385	7.4	48	1	Totals		3-14	12/1	84	312	3.7	23	4	30	224	7.5	43	1												

TYJAE SPEARS' NFL STATISTICS

REGULAR SEASON				RUSHING					RECEIVING				
Year	Team	GP	GS	No	Yds	Avg	Lg	TD	Att	Yds	Avg	Lg	TD
2023	Tennessee	17	1	100	453	4.5	23	2	52	385	7.4	48	1
2024	Tennessee	12	1	84	312	3.7	23	4	30	224	7.5	43	1
NFL Totals		29	2	184	765	4.2	23	6	82	609	7.4	48	2

REGULAR SEASON				PUNT RETURNS				KICKOFF RETURNS				
Year	Team	No	FC	Yds	Avg	Lg	TD	No	Yds	Avg	Lg	TD
2023	Tennessee	0	0	0	-	0	0	13	270	20.8	33	0
2024	Tennessee	0	0	0	-	0	0	7	198	28.3	42	0
NFL Totals		0	0	0	-	0	0	20	468	23.4	42	0

Single-Game Highs

Rushes - 20 at Jacksonville (12/29/24)
 Rushing Yards - 95 at Jacksonville (12/29/24)
 Long Rush - 23 (Twice, last at Jacksonville 12/29/24)
 Rushing Touchdowns - 2 at Indianapolis (12/22/24)
 Receptions - 6 (Twice, last vs. Cincinnati 12/15/24)
 Receiving Yards - 89 at Miami (12/11/23)
 Long Reception - 48 vs. Baltimore (10/15/23)
 Receiving Touchdowns - 1 (Twice, last vs. Cincinnati 12/15/24)

Kickoff Returns - 4 at Jacksonville (11/19/23)
 Kickoff Return Yards - 81 at Jacksonville (11/19/23)
 Kickoff Return Long - 42 at Indianapolis (12/22/24)

Additional Statistics

Fumble Recoveries - 1 (2023)
 Misc Tackles - 2 (2023), 2 (2024)




93 T'VONDRE SWEAT

NOSE TACKLE • 6'4" • 366 LBS

COLLEGE: TEXAS • ACQUIRED: 2ND ROUND - 2024

NFL EXPERIENCE (NFL/TITANS): 2/2 • HOMETOWN: HUNTSVILLE, TEXAS

GAMES PLAYED/GAMES STARTED: 17/16 (PLAYOFFS: 0/0)



PRO: The Titans selected T'Vondre Sweat with the 38th overall pick in the 2024 NFL Draft. The 6-foot-4-inch, 366-pound nose tackle provides a massive body with long arms and big hands that refuses to be moved while adding explosiveness and a unique athletic ability. The Huntsville, Texas, native appeared in all 17 games with 16 starts his rookie season and recorded 51 tackles, a sack and 23 quarterback pressures. The Texas product was awarded the 2023 Outland Trophy, given to the nation's top interior lineman.

CAREER HIGHLIGHTS:

- In 2024, Sweat played more defensive snaps (667) than any other rookie defensive lineman in the league.
- Sweat won the 2023 Outland Trophy, awarded to the best interior lineman in the country.
- Sweat became the fifth Texas defensive tackle to be a unanimous All-American.
- Sweat totaled 45 tackles, eight tackles for loss, two sacks and four pass breakups his senior year. In addition, he recorded a two-yard touchdown reception and a block on an extra point attempt that the Texas defense returned for a touchdown.

TITANS TIDBITS:

- Sweat considers fellow Titans defensive lineman Keondre Coburn a close friend and mentor after playing together at Texas.
- Away from football, Sweat enjoys playing video games, including Madden, NBA 2K and Call of Duty: Warzone.
- Sweat's Godmom started calling him Meatloaf while he was playing basketball as a child and the nickname has stuck.
- He is also nicknamed T Sweat.
- Sweat is a self-proclaimed 'Momma's boy' and chose to go to Texas to be closer to her. His goal is to be in a position to where she no longer has to work. Last year, Sweat surprised her by buying her a home.

CAREER TRANSACTIONS:

- The Huntsville, Texas, native was selected by the Titans in the second round (38th overall) of the 2024 NFL Draft.

SEASON RECAPS:

2024 (17/16): Named to the Pro Football Writers of America All-Rookie Team. Saw action in all 17 games with 16 starts at nose tackle and ranked fourth on the team with 23 quarterback pressures. Posted 51 tackles, a sack, four stops for loss, a forced fumble, a fumble recovery and a pass defended. His 667 total defensive snaps in 2024 ranked first among all rookie defensive linemen in 2024. Tied for the team lead in sacks once in 2024 (at HST). Tied for the team lead in quarterback pressures once in 2024 (at BUF). Tied for the team lead in passes defended once in 2024 (vs. JAX). Made his NFL debut at Chicago (9/8/24).

- At Chicago (9/8), started at nose tackle in his first career NFL contest and posted two quarterback pressures.
- Against Green Bay (9/22), started at nose tackle and notched four tackles with a quarterback pressure.
- At Miami (9/30), started at nose tackle and totaled six tackles, including two stops for loss and two quarterback pressures. Halted a Dolphins' drive by teaming with Kenneth Murray Jr. to stuff Jaylen Wright for a one-yard loss on a third-and-eight rush late in the second quarter. Shot through the line and dropped De'Von Achane for a four-yard loss on a rush off left end in the third stanza. Stonewalled Jaylen Wright for a two-

yard loss on a rush off left end in the fourth quarter.

- At Buffalo (10/20), started at nose tackle and recorded four tackles with a team-high-tying three quarterback pressures. Stuffed Ray Davis for no gain on a rush up the middle in the second quarter.
- At Detroit (10/27), started at nose tackle and amassed four tackles.
- Against Minnesota (11/17), started at nose tackle and tallied five tackles, including a stop for loss and five quarterback pressures. Stonewalled Cam Akers for a one-yard loss on a rush up the middle in the third quarter.
- At Houston (11/24), started at nose tackle and notched two tackles, including a sack and three quarterback pressures. Collected his first career sack by dropping C.J. Stroud for a nine-yard loss on third-and-16 in the fourth quarter.
- At Washington (12/1), recorded five tackles and two quarterback pressures.
- Against Jacksonville (12/8), notched a quarterback pressure and a pass defended. Halted a Jaguars' drive by batting down a third-and-six pass intended for Brian Thomas Jr. early in the third quarter.
- Against Cincinnati (12/15), amassed three tackles, two quarterback pressures, a forced fumble and a fumble recovery. Caused and recovered a Joe Burrow fumble and then rumbled 30 yards down the right sideline early in the second quarter. Combined with Darrell Baker Jr. to stuff Chase Brown for no gain on a rush up the middle in the final stanza.
- At Jacksonville (12/29), totaled three tackles and a quarterback pressure. Stuffed Travis Etienne Jr. for no gain on a rush off left guard in the first quarter. Combined with Harold Landry III to stonewall Etienne Jr. for no gain on a rush off left tackle in the opening stanza.
- Against Houston (1/5), recorded five tackles with a quarterback pressure. Halted a Texans' drive by stuffing Dare Ogunbowale for no gain on a third-and-three rush up the middle in the fourth quarter.

COLLEGE:

- During a five-year career as a defensive lineman at Texas, Sweat appeared in 62 games with 17 starts. He finished his collegiate career with 128 tackles, 17.5 tackles for loss, five sacks, 14 passes defended, one forced fumble, two fumble recoveries and one extra point block. Was the winner of the 2023 Outland Trophy and became the fifth Texas defensive tackle to be a unanimous All-American. Named the 2023 Big 12 Defensive Player of the Year.
- As a graduate (2023), played in all 14 games with eight starts. Established career highs with 45 tackles, 18 solo tackles, eight tackles for loss, two sacks, four pass breakups and one blocked kick. Also had a two-yard touchdown reception. Was the Outland Trophy Award Winner. Named a unanimous first-team All-American, the Big 12 Defensive Player of the Year and unanimous first-team All-Big 12.
- As a senior (2022), played in all 13 games with nine starts and established a then-career high with 30 tackles and added 2.5 tackles for loss, seven quarterback hurries and four pass breakups. Named honorable mention All-Big 12 by the league's coaches.
- As a junior (2021), played in all 12 games and registered 22 tackles, two tackles for loss, one sack and three pass breakups.
- As a sophomore (2020), appeared in all 10 games and recorded 22 tackles, four tackles for loss, one sack, one pass breakup, one quarterback hurry, one forced fumble and one fumble recovery.
- As a freshman (2019), played in all 13 games and logged nine tackles, two pass breakups, one sack, one fumble recovery and one tackle for loss.
- Graduated with a degree in youth and community studies from the University of Texas in May 2023.



PERSONAL:

- Attended Huntsville (Texas) High School and was an all-state and multi-year all-district defensive lineman who was named District MVP in 2018. Ranked No. 54 in Texas and No. 40 at strongside defensive end by 247Sports.
- Named Associated Press 5A All-State and chosen MVP of District 10-5A II in 2018 after leading a defense that allowed just 13.1 point per game, including three shutouts and an eight-game stretch where the unit allowed no more than seven points in any game.
- Helped Huntsville to a 12-2 overall his senior year, including a 7-0 district title and an appearance in the 5A Division 2 quarterfinals.
- Registered 53 tackles and three sacks as a junior as he helped Huntsville to a 8-2 record and earned unanimous first-team All-District 20-5A.
- Also played basketball in high school.
- Follow Sweat on X at @TvondreSweat and on Instagram at @tvondre._.
- Born T’Vondre Sweat on July 11, 2001 in Huntsville, Texas.

T’VONDRE SWEAT’S GAME-BY-GAME

2024 Tennessee Titans

Date	Opp	W/L	P/S	Tot	Solo	Asst	Sk	- Yds	QBP	TFL	Int	- Yds	-TD	PD	FF	FR	- Yds	SpT
Sept 8	@ Chi	L	S	0	0	0	0.0	0.0	2	0	0	0	0	0	0	0	0	0
Sept 15	NYJ	L	S	0	0	0	0.0	0.0	0	0	0	0	0	0	0	0	0	0
Sept 22	GB	L	S	4	3	1	0.0	0.0	1	0	0	0	0	0	0	0	0	0
Sept 30	@ Mia	W	S	6	3	3	0.0	0.0	2	2	0	0	0	0	0	0	0	0
Oct 13	Ind	L	S	3	1	2	0.0	0.0	0	0	0	0	0	0	0	0	0	0
Oct 20	@ Buf	L	S	4	1	3	0.0	0.0	3	0	0	0	0	0	0	0	0	0
Oct 27	@ Det	L	S	4	1	3	0.0	0.0	0	0	0	0	0	0	0	0	0	0
Nov 3	NE	W	p	2	2	0	0.0	0.0	0	0	0	0	0	0	0	0	0	0
Nov 10	@ LAC	L	S	3	1	2	0.0	0.0	0	0	0	0	0	0	0	0	0	0
Nov 17	Min	L	S	5	4	1	0.0	0.0	5	1	0	0	0	0	0	0	0	0
Nov 24	@ Hst	W	S	2	1	1	1.0	9.0	3	1	0	0	0	0	0	0	0	0

Dec 1	@ Was	L	S	5	1	4	0.0	0.0	2	0	0	0	0	0	0	0	0	0
Dec 8	Jax	L	S	0	0	0	0.0	0.0	1	0	0	0	0	1	0	0	0	0
Dec 15	Cin	L	S	3	1	2	0.0	0.0	2	0	0	0	0	0	1	1	30	0
Dec 22	@ Ind	L	S	2	0	2	0.0	0.0	0	0	0	0	0	0	0	0	0	0
Dec 29	@ Jax	L	S	3	1	2	0.0	0.0	1	0	0	0	0	0	0	0	0	0
Jan 5	Hst	L	S	5	2	3	0.0	0.0	1	0	0	0	0	0	0	0	0	0
Totals				3-14	17/16	51	22	29	1.0	9.0	23	4	0	0	0	1	1	30

T’VONDRE SWEAT’S NFL STATISTICS

REGULAR SEASON

Year	Team	GP	GS	Tot	Solo	Asst	Sk	Yds	QBP	TFL	No	Yds	Lg	TD	PD	FF	FR	Yds	SpT
2024	Tennessee	17	16	51	22	29	1.0	9.0	23	4	0	0	0	0	1	1	1	30	0
NFL Totals		17	16	51	22	29	1.0	9.0	23	4	0	0	0	0	1	1	1	30	0

Single-Game Highs

Tackles - 6 at Miami (9/30/24)
Sacks - 1 at Houston (11/24/24)
Quarterback Pressures - 5 vs. Minnesota (11/17/24)
Tackles For Loss - 2 at Miami (9/30/24)
Passes Defensed - 1 vs. Jacksonville (12/8/24)

Forced Fumbles - 1 vs. Cincinnati (12/15/24)
Fumble Recoveries - 1 vs. Cincinnati (12/15/24)




72 OLISAEMEKA UDOH

OFFENSIVE LINE • 6'6" • 320 LBS

COLLEGE: ELON • ACQUIRED: UNRESTRICTED FREE AGENT (NO) - 2025

NFL EXPERIENCE (NFL/TITANS): 7/1 • HOMETOWN: FAYETTEVILLE, N.C.

GAMES PLAYED/GAMES STARTED: 57/19 (PLAYOFFS: 1/1)



PRO: The Titans signed Olisaemeka Udoh as an unrestricted free agent early in the 2025 offseason to add depth to the offensive line. The 6-foot-6-inch, 320-pounder has the versatility to play along the offensive front at both guard and tackle. Prior to his arrival in Tennessee, the Elon product appeared in 57 games with 19 starts over six NFL campaigns with the New Orleans Saints and Minnesota Vikings.

CAREER HIGHLIGHTS:

- In 2021, Udoh appeared in all 17 games and started 16 games for the first time. Made 14 starts at right guard and two at left tackle.

TITANS TIDBITS:

- Udoh donated 500 meals to workers at Cape Fear (N.C.) Valley Medical Center in 2020 as they worked around the clock to treat COVID-19 patients.
- Interested in pursuing a medical career after his football career to follow in his parents footsteps.
- First name translates to "God is good" in Nigerian.

CAREER TRANSACTIONS:

- The Fayetteville, N.C., native was originally selected by the Minnesota Vikings in the sixth round (193rd overall) of the 2019 NFL Draft.
- Signed by the New Orleans Saints as an unrestricted free agent on March 19, 2024.
- Signed by the Titans as an unrestricted free agent on April 17, 2025.

SEASON RECAPS:

2024 (14/1 - New Orleans): Played in 14 games with a start at left guard. Did not play in three contests.

- Against Las Vegas (12/29), made his first start of the season at left guard.

2023 (2/1 - Minnesota): Played in two games with one start at left tackle in his final season for the Vikings before suffering a season-ending injury. Placed on injured reserve on Sept. 19 and missed the final 15 games.

2022 (17/1, 1/1 - Minnesota): Appeared in all 17 games and provided depth all season for the Vikings. Started one game at right tackle in Week 18 and for the Vikings' NFC Wild Card playoff appearance.

- Against N.Y. Giants (1/15), made playoff debut at right tackle.

2021 (17/16 - Minnesota): Appeared in all 17 games with 14 starts at right guard and two at left tackle.

- At Cincinnati (9/12), made his first career NFL start at right guard.

2020 (6/0 - Minnesota): Appeared in six games, providing depth for the offensive line unit. Was inactive for nine contests and did not play in another game.

2019 (1/0 - Minnesota): Inactive the first 16 weeks of his rookie campaign. Appeared in final game of the season.

- Against Chicago (12/29), made NFL debut at right tackle.

COLLEGE:

- Started 45 consecutive games and was named 2018 HERO sports FCS First Team All-American, 2018 Phil Steele FCS First Team All-American, 2018 STATS FCS Second Team All-American, and 2018 First Team All-CAA Football. He also earned invites to 2019 East-West Shrine game and

2019 NFL Collegiate Bowl. Became the highest-drafted player from Elon since running back Jimmy Smith by Washington in 1984 (102nd overall).

- As a senior (2018), started all 11 games. Helped Elon amass a season average of 199.5 yards per game on the ground to finish second in the conference in the category. Also blocked for a running game that scored 22 of the team's 31 touchdowns on the season. Played a major role on an offensive line that allowed just 16 sacks on the season.
- As a junior (2017), started all 12 games.
- As a sophomore (2016), started all 11 games. Named to the CAA Football Academic All-Conference Team.
- As a redshirt freshman (2015), started all 11 games. Named to the CAA Football Academic All-Conference Team.
- As a true freshman (2014), redshirted.
- Earned an undergraduate degree in exercise science from Elon.

PERSONAL:

- Attended Terry Sanford (N.C.) High School where he started as a defensive lineman before transferring to offensive line as a senior.
- Earned second team Cape Fear Region honors.
- Also lettered in track and field, competing in the shot put.
- Son of Benjamin and Rita Udoh.
- Udoh has one younger brother, Ezemdi, who played quarterback at North Carolina State. Also, has one younger sister, Ona, who was a starter for Wake Forest University's women's basketball team.
- Follow Udoh on Instagram and X at @oliudoh.
- Born Olisaemeka Udoh on Feb. 14, 1997 in Fayetteville, N.C.



OLISAEMEKA UDOH'S NFL STATISTICS

REGULAR SEASON

Year	Team	GP	GS
2019	Minnesota	1	0
2020	Minnesota	6	0
2021	Minnesota	17	16
2022	Minnesota	17	1
2023	Minnesota	2	1
2024	New Orleans	14	1
NFL Totals		57	19

PLAYOFFS

Year	Team	GP	GS
2022	Minnesota	1	1
NFL Totals		1	1

Starts Breakdown:

2021 - LT 2, RG 14; 2022 - RT 1 (Playoffs - RT 1);
2023 - LT 1; 2024 - LG 1

CAMERON WARD

QUARTERBACK • 6'2" • 219 LBS

COLLEGE: MIAMI (FLA.) • ACQUIRED: 1ST ROUND - 2025

NFL EXPERIENCE (NFL/TITANS): ROOKIE • HOMETOWN: WEST COLUMBIA, TEXAS

GAMES PLAYED/GAMES STARTED: 0/0 (PLAYOFFS: 0/0)



PRO: The Titans selected Cameron Ward in the first round (first overall) of the 2025 NFL Draft. The 6-foot-2-inch, 219-pounder is a crafty playmaker who operates well under pressure, throws with accuracy and velocity and commands the offense. A native of West Columbia, Texas, he began his college career with two seasons at Incarnate Word before transferring to Washington State where he also spent two seasons. For his graduate year, he took his talents to the University of Miami, where he set multiple program records and became a Heisman finalist while leading the Hurricanes to their first 10-win season since 2017.

CAREER HIGHLIGHTS:

- Ward was invited to New York City as one of four Heisman Trophy finalists in 2024.
- Named winner of 2024 Davey O'Brien Award, recognizing the nation's top quarterback. Was named ACC Player of the Year and ACC Offensive Player of the Year and was a first team All-ACC honoree while being named a consensus first team All-American.
- Set Miami's single-season record for passing yards (4,313) and touchdowns (39) and completion percentage (67.2 percent 305-for-454).
- Became the all-time Division I combined touchdown leader after throwing three touchdown passes in the Pop-Tarts Bowl to surpass Case Keenum with 158 career touchdown passes.

TITANS TIDBITS:

- Ward was a zero-star recruit coming out of high school. The only Division I program to offer Ward a scholarship was Incarnate Word where he spent his first two college seasons. As a sophomore, he led the program to its first 10-win season and playoff run. He led the FCS in passing touchdowns in both of his first two seasons.
- Ward became the franchise's third player to be drafted with the first overall pick. In 1973, the Oilers selected defensive end John Matuszak with the top pick, and in 1978, they traded up to select running back Earl Campbell with the first selection.
- Ward is the third Miami product to be taken by the franchise in the first round joining Kenny Holmes (1997 - 18th overall) and Alonzo Highsmith (197 - 3rd overall). He is also the third Hurricane ever taken with the first overall pick joining Russell Maryland (1991- Dallas) and Vinny Testaverde (1987 - Tampa Bay).
- Ward is cousins with former Titans safety and 10-year NFL veteran, Quandre Diggs, as well as Quentin Jammer, who played cornerback for 12 seasons in the NFL.

CAREER TRANSACTIONS:

- The West Columbia, Texas, native was selected by the Titans in the first round (1st overall) of the 2025 NFL Draft.

COLLEGE:

• Ward began his career at Incarnate Word before transferring to Washington State and then ending his career at the University of Miami. In five total seasons on the field, he started in 57 games, completing 1,516 of 2,330 passes for 18,184 yards with 158 touchdowns. Totaled 399 rushes for 473 yards and 20 touchdowns. Ward finished his career with a 10-3 record at Miami, leading the Canes to their first 10-win season since 2017. Ward broke the record for Division I touchdown passes. He also set multiple program records at Incarnate Word and University of Miami. Ward was invited to New York City as a Heisman Finalist following his graduate season.

AS A GRADUATE (2024), started all 13 games and set Miami's single-season record for passing yards (4,313), touchdowns (39) and completion percentage (67.2 percent, 305-for-454). Threw just seven interceptions. Was named a Heisman Finalist. Received the 2024 Davey O'Brien Award, recognizing the nation's top quarterback. Was named ACC Player of the Year and ACC Offensive Player of the Year and was a first team All-ACC honoree while being named a consensus first team All-American.

- At Florida (8/31), started in the season opener and completed 26 of 35 passes for 385 yards with three touchdowns and one interception. Rushed three times for 36 yards. Named ACC Offensive Player of the Week and Quarterback of the Week and recognized as Davey O'Brien National Quarterback of the Week and Maxwell Award National Player of the Week after the performance.
- Against Florida A&M (9/7), completed 20 of 26 passes for 304 yards and three touchdowns in the win. Also rushed four times for 13 yards with one score.
- Against Ball State (9/14), completed 19 of 28 passes for 346 yards and five touchdowns.
- At South Florida (9/21), completed 24 of 34 passes for 404 yards with three touchdowns and one interception. Named ACC Quarterback of the Week, Davey O'Brien Award Great 8 honoree, Manning Award Star of the Week and Earl Campbell Tyler Rose Player of the Week after performance against the Bulls.
- Against Virginia Tech (9/27), opened ACC play by completing 24 of 38 passes for 343 yards with four touchdowns and one interception in 38-34 victory. Had 10 carries for 73 yards and one score earning ACC Quarterback of the Week honors.
- At California (10/5), completed 35 of 53 passes for 437 yards with two touchdowns and one interception to overcome a 25-point second-half deficit. Had six rushes for 15 yards and one score. Named Associated Press National Player of the Week, ACC Quarterback of the Week, Davey O'Brien Award Great 8 honoree and Manning Award Star of the Week after the game.
- At Louisville (10/19), completed 21 of 32 passes for 319 yards and four touchdowns. Named Maxwell Award National Player of the Week, ACC Quarterback of the Week, Davey O'Brien Award Great 8 honoree and Manning Award Star of the Week after win over Cardinals.
- Against Florida State (10/26), completed 22 of 35 passes for 208 yards adding his first career touchdown reception.
- Against Duke (11/2), completed 25 of 41 passes for 400 yards with five touchdowns and one interception. Named Davey O'Brien Award Great 8 honoree, Manning Award Star of the Week and ACC Quarterback of the Week honors following his performance.
- At Georgia Tech (11/9), completed 25 of 39 passes for 348 yards and three touchdowns. Surpassed Steve Walsh as Miami's all-time single-season leader in touchdown passes.
- Against Wake Forest (11/23), completed 27 of 38 passes for 280 yards with two touchdowns and one interception. Ran for a one-yard touchdown. Broke Bernie Kosar's 40-year school record for single-season passing yards.
- At Syracuse (11/23), completed 25 of 36 passes for 349 yards and two touchdowns in regular season finale.
- Against Iowa State (12/28), became all-time Division I (FBS / FCS) combined touchdown leader with three touchdown passes in Pop-Tarts Bowl. Finished with 190 passing yards on 12-for-19 passing against Cyclones in final performance of Miami career.

AS A SENIOR (2023), started all 12 games at Washington State and completed 324 of 486 passes for 3,732 yards and 25 touchdowns with



seven interceptions. Also recorded eight rushing touchdowns. Had three 400-yard performances. Recorded multiple passing touchdowns in seven games. Named All-Pac-12 Conference Honorable Mention. Transferred to the University of Miami following the season.

- At Colorado State (9/2), completed 37 of 49 passes for 451 yards and three touchdowns. Also recorded 40 rushing yards and a rushing score.
- Against Wisconsin (9/9), completed 21 of 33 passes for 208 yards and two touchdowns.
- Against Northern Colorado (9/16), completed 20 of 26 passes for 327 yards and four touchdowns. Added a rushing touchdown.
- Against Oregon State (9/23), completed 28 of 34 passes for 404 yards and four touchdowns. Added 14 rushing yards and a rushing touchdown.
- At Oregon (10/21), completed 34 of 48 passes for 438 yards and one touchdown.
- At Arizona State (10/28), completed 35 of 50 passes for 315 yards and one touchdown. Also recorded 35 rushing yards and two rushing touchdowns.
- Against Stanford (11/4), completed 24 of 40 passes for 241 yards and one touchdown.
- At California (11/11), completed 34 of 59 passes for 354 yards and three touchdowns. Added a rushing touchdown.
- Against Colorado (11/17), completed 18 of 30 passes for 288 yards and two touchdowns. Added 27 rushing yards and two rushing touchdowns.
- At Washington (11/25), completed 32 of 48 passes for 317 yards and three touchdowns.

AS A JUNIOR (2022), started all 13 games at Washington State and completed 320 of 497 passes for 3,231 yards and 23 touchdowns with nine interceptions. Also recorded five rushing touchdowns. Had four 300-yard games. Named All-Pac-12 Conference Honorable Mention.

- Against Idaho (9/3), threw three touchdowns passes and 228 yards in his Cougars debut.
- Against Colorado State (9/17), completed 24 of 34 passes for 299 yards and four touchdowns in the win. Was named WSU Offensive Player of the Week for his efforts.
- Against Oregon (9/24), completed 37 of 48 passes for 375 yards with two touchdowns. Also had a rushing touchdown.
- Against California (10/1), threw for 343 yards and three touchdowns.
- At Southern California (10/8), registered 172 passing yards and two passing touchdowns.
- At Oregon State (10/15), recorded 25 completions on 54 attempts for 345 yards and one touchdown.
- Against Utah (10/27), completed 27 of 31 passes for 222 yards and one touchdown while also recording a seven-yard touchdown run.
- At Stanford (11/5), went 16 of 32 on pass attempts for 176 yards with two passing touchdowns and one rushing touchdown.
- Against Arizona State (11/12), completed 22 of 37 passes for 219 yards with one touchdown.
- At Arizona (11/19), was named WSU Offensive Player of the Week after completing 25 of 36 passes for 193 yards and one touchdown. Also recorded 59 rushing yards and one rushing touchdown. His 59 rush yards were most by a Cougar quarterback since Jeff Tuel rushed for 79 yards in the win at Oregon State in 2010.
- Against Washington (11/26), threw for 322 yards on 33 completions with two touchdowns. Also recorded a rushing touchdown.

AS A SOPHOMORE (2021), started all 13 games at Incarnate Word. Named Southland Conference Offensive Player of the Year, FCS All-American second team and a Walter Payton Award Finalist after leading UIW to Southland Conference Championship, a 10-3 record and into the second round of the FCS playoffs. Recorded 384 completions on 590 attempts for 4,648 yards, 47 touchdowns and just 10 interceptions. Set program records for single game passing yards (610), single-game passing touchdowns (seven), career passing touchdowns (71) and career passing yards (6,908). Transferred to Washington State after the season.

- At Youngstown State (9/2), completed 28 of 47 passes for 352 yards and four touchdowns.
- Against Prairie View A&M (9/11), completed 21 of 38 passes for 208 yards and three touchdowns.
- At Texas State (9/18), completed 31 of 47 passes for 376 yards and four touchdowns.
- At Northwestern State (10/2), completed 25 of 37 passes for 348 yards with three touchdowns.
- Against Nicholls (10/16), completed 25 of 36 passes for 388 yards and four touchdowns.

- At McNeese (10/23), completed 39 of 59 passes for 455 yards and two touchdowns.
- At Houston Baptist (10/30), completed 34 of 46 passes for 328 yards and four touchdowns.
- Against Southeastern Louisiana (11/6), set program records with 610 passing yards for seven touchdowns. Completed 34 of 52 passes.
- At Houston Baptist (11/20), completed 27 of 34 passes for 314 yards and three touchdowns.
- Against Stephen F. Austin (11/27), completed 39 of 54 passes for 328 yards and four touchdown passes. Added a rushing touchdown.
- At Sam Houston (12/4), completed 39 of 61 passes for 481 yards and five touchdowns.

AS A FRESHMAN (2020), started in all six games at Incarnate Word during the spring COVID season. Completed 183 of 303 passes for 2,260 yards and 24 touchdowns with four interceptions. Also recorded two rushing touchdowns. Was named the Jerry Rice award winner given to the top FCS freshman. Also named first team All-Southland.

- At McNeese (2/27), completed 24 of 35 passes for 306 yards with four touchdowns.
- At Lamar University (3/6), completed 29 of 44 passes for 341 yards and four touchdowns. Added 24 rushing yards and a rushing touchdown.
- Against Southeastern Louisiana (3/20), completed 26 of 47 passes for 407 yards and six touchdowns. Added 38 rushing yards and a rushing touchdown.
- At Nicholls (3/27), completed 39 of 65 passes for 470 yards and six touchdowns.
- Against Northwestern State (4/10), completed 33 of 59 passes for 431 yards and two touchdowns.
- Against Sam Houston (4/17), completed 32 of 53 passes for 305 yards and two touchdowns.
- Graduated in December of 2023 from Washington State with a Bachelor of Arts in Humanities.

PERSONAL:

- Played at Columbia (Texas) High School under Brent Mascheck. During both his junior and senior season he threw for more than 1,000 yards.
- As a senior (2019), completed 72 of 124 passes for 1,070 yards and seven touchdowns. Also rushed for four touchdowns. Helped team become 2019 co-district champions with a 9-1 record.
- Earned first team all-district as a quarterback, honorable mention all-state football and All-Southern Brazos County first team quarterback.
- Also named two-time all-district MVP in basketball and finished as the program's all-time leading scorer.
- Selected honorable mention all-state academically.
- Son of Calvin and Patrice Ward, who have never missed one of his games. Has two older sisters, Aaliyah and Chantel.
- His mother, Patrice, is a retired special education teach and former head basketball coach at Columbia High. His sister, Aaliyah, who started as a point guard for her mother from 2009-12, took over as the head basketball coach in 2020.
- Ward's other sister, Chantel, set the Houston Christian records in the indoor and outdoor shot put before transferring to San Jose State. She is now an assistant track and field at Houston Christian.
- Follow Ward on Instagram at @camward and on X at @Cameron7Ward
- Born Cameron Anthony Ward on May 25, 2002 in West Columbia, Texas.



CAMERON WARD'S COLLEGE STATISTICS

Year	Team	GP/GS	Att	Cmp	Pct	PASSING					RUSHING				
						Yds	Yd/Att	TD	INT	Lg	Att	Yds	Avg.	Lg	TD
2020	Incarnate Word	6/6	303	183	60.4	2,260	7.46	24	4	59	38	2	0.1	21	2
2021	Incarnate Word	13/13	590	384	65.1	4,648	7.88	47	10	80t	74	65	0.9	45	1
2022	Washington St.	13/13	329	497	64.4	3,231	6.50	23	9	60	107	58	0.5	17t	5
2023	Washington St.	12/12	324	486	66.7	3,732	7.68	25	7	63t	120	144	1.2	23	8
2024	Miami (Fla.)	13/13	305	454	67.2	4,313	9.50	39	7	77	60	204	3.4	24t	4
College Totals		57/57	1,516	2,330	65.1	18,184	7.80	158	37	80t	399	473	1.2	45	20

Single-Game Highs

Attempts - 65 at Nicholls (3/27/21)
 Completions - 39 (Four times, last at Sam Houston 12/4/21)
 Passing Yards - 610 vs. Southeastern Louisiana (11/6/21)
 Touchdown Passes - 7 vs. Southeastern Louisiana (11/6/21)
 Long Completion - 80t vs. Southeastern Louisiana (11/6/21)
 Completion Percentage - 87.1 vs. Utah (10/27/22)
 Rushes - 17 vs. Wisconsin (9/9/23)
 Rushing Yards - 76 at Nicholls (11/13/21)
 Long Rush - 45 at Nicholls (11/13/21)
 Rushing Touchdowns - 2 (Twice, last vs. Colorado 11/17/23)

Additional Statistics

Receptions - 1 (Twice, last vs. Florida State 10/26/24)
 Receiving Yards - 7 vs. Florida State (10/26/24)
 Receiving Touchdowns - 1 vs. Florida State (10/26/24)


96 CARLOS WATKINS

DEFENSIVE LINEMEN • 6'3" • 305 LBS

COLLEGE: CLEMSON • ACQUIRED: FREE AGENT - 2025

NFL EXPERIENCE (NFL/TITANS): 9/1 • HOMETOWN: MOORESBORO, N.C.

GAMES PLAYED/GAMES STARTED: 87/37 (PLAYOFFS: 4/3)



PRO: The Titans signed Carlos Watkins in the 2025 offseason to add depth to the defensive line room. The 6-foot-3-inch, 305-pounder brings a wealth of experience and a unique ability to rush the quarterback. The Clemson product began his career with the Houston Texans where he spent his first four seasons (2017-20). He has also spent time with the Dallas Cowboys (2021-22, 2024), Arizona Cardinals (2023), Los Angeles Rams (2024) and Washington Commanders (2024).

CAREER HIGHLIGHTS:

- During the 2021 season, Watkins started a career-high 14 games and tallied a career-best 32 tackles. Added an interception returned for a touchdown.
- As a senior at Clemson, Watkins set the school record for most sacks in a season (10.5) by a defensive tackle in route to winning the National Championship.

TITANS TIDBITS:

- Watkins hosts an annual football camp at his alma mater Chase High School each offseason.
- During his sophomore year of college, Watkins was involved in a serious car accident that claimed the life of his best friend. The accident caused him to miss the rest of the season as he recovered from hematomas that had developed in his legs. Watkins has said the accident changed his outlook on life, showing him to never take a day for granted.

CAREER TRANSACTIONS:

- The Mooresboro, N.C., native was originally selected by the Houston Texans in the fourth round (142nd overall) of the 2017 NFL Draft.
- Signed by the Dallas Cowboys as an unrestricted free agent on March 22, 2021.
- Released by the Cowboys on Aug. 30, 2022 and signed to the team's practice squad one day later.
- Activated from the Cowboys practice squad to the active roster standard elevation on Oct. 8, 2022.
- Signed from the Cowboys practice squad to the team's active roster on Oct. 22, 2022.
- Signed by the Arizona Cardinals as an unrestricted free agent on April 4, 2023.
- Signed by the L.A. Rams as an unrestricted free agent on Aug. 14, 2024.
- Released by the Rams on Aug. 25, 2024.
- Signed by the Washington Commanders to the team's practice squad on Aug. 28, 2024.
- Activated from the Commanders practice squad to the active roster standard elevation on Sept. 14, 2024.
- Signed by the Cowboys to the team's active roster off of the Commanders' practice squad on Set. 18, 2024.
- Signed by the Titans as an unrestricted free agent on May 13, 2025.

SEASON RECAPS:

2024 (1/0 - Washington, 15/0 - Dallas): Began the season with the Washington Commanders where he appeared in one game before signing with the Dallas Cowboys. Appeared in the final 15 games of the season with the Cowboys and totaled 12 tackles.

- Against Philadelphia (11/10), totaled a season-high four tackles.
- Against Houston (11/18), had two tackles.
- At Philadelphia (12/29), recorded two tackles.

2023 (2/1 - Arizona): Played in the first two games of the season with one start for the Cardinals before suffering a season-ending injury and spending the rest of the year on injured reserve. Totaled seven tackles, one sack and one pass defended.

- At Washington (9/10), recorded five tackles and a sack.
- Against N.Y. Giants (9/17), made his first start for the Cardinals at defensive end and tallied two tackles.

2022 (12/4, 2/2 - Dallas): Appeared in the final 12 games with four starts and totaled 26 tackles, two tackles for loss, a forced fumble and eight quarterback pressures. Spent five weeks on the Cowboys' practice squad. Also started both postseason contests and tallied two tackles and a pass defended.

- Against Detroit (10/23), recorded three tackles.
- At Jacksonville (12/18), made his first start of the season and tallied three tackles and a quarterback pressure.
- Against Philadelphia (12/24), recorded two tackles and his first career forced fumble. Tackled Miles Sanders for one-yard loss and forced a fumble at the Philadelphia 24-yard line that was recovered by the Cowboys. Dallas extended their lead on the ensuing possession with a field goal in an eventual win.
- At Tennessee (12/29), had a season-high five tackles including one for a loss.
- At Tampa Bay (1/16), made his second career postseason start and had a tackle in a pass defended.
- At San Francisco (1/22), finished with a tackle and quarterback pressure.

2021 (15/14, 1/1 - Dallas): Played in 15 games with a career-high 14 starts and set a career-high with 32 tackles and four tackles for loss while adding a sack, one pass defended, a fumble recovery and an interception returned for a touchdown. Was inactive for two games.

- At Tampa Bay (9/9), started in his Cowboys debut and had a tackle.
- Against Denver (11/7), totaled four tackles, including three for a loss and a sack.
- At Kansas City (11/21), logged his 25th career start in his 50th career game and logged four tackles.
- At New Orleans (12/2), had two tackles and his first career interception which he returned for a 29-yard touchdown.
- At N.Y. Giants (12/19), recorded four tackles and recovered a fumble.
- Against San Francisco (1/16), made his first career postseason start.

2020 (16/11 - Houston): Played in a career-high 16 games and recorded 27 tackles, two sacks, four stops for loss, three passes defended and one fumble recovery.

- At Pittsburgh (9/27), had two tackles and a sack.
- At Chicago (12/13), tallied a season-high four tackles including two for loss.
- Against Tennessee (1/3), recorded his second sack of the season and tied his season-high with four tackles.

2019 (10/1, 1/0 - Houston): Played in 10 games with one start and recorded 23 tackles, one sack, one fumble recovery and one pass defended. Did not play in two games. Was inactive for four games.

- At New Orleans (9/9), had two tackles and one pass defended in the season opener.
- Against Carolina (9/29), recovered his first career fumble.
- At Jacksonville (11/3), notched his first career sack when he dropped Gardner Minshew II for a three-yard loss.



- At Tennessee (12/29), started at defensive end and registered a career-high six tackles.
- Against Buffalo (1/4), made his postseason debut.

2018 (4/0 - Houston): Appeared in four games and logged three tackles and one sack. Was inactive for 12 games.

- Against Jacksonville (12/30), totaled three tackles and a sack.

2017 (12/6 - Houston): Played in 12 games with six starts as a rookie. Finished with 21 tackles, three stops for loss, one sack and one pass defended. Made his NFL debut against Tennessee (10/1).

- Against Tennessee (10/1), logged a tackle in his NFL debut.
- Against Indianapolis (11/5), earned his first career start and tallied three tackles, including a stop for a loss.

COLLEGE:

- In five seasons at Clemson (2012-16), Watkins tallied 191 tackles, 26 tackles for losses and 14.0 sacks in 53 games (30 starts). He was an All-American, a two-time All-ACC selection, and a permanent team captain.
- As a senior (2016), started all 15 games and was named a team captain. Totaled 82 tackles, 13.5 tackles for loss and 10.5 sacks. His sack total was the highest by a Clemson defensive tackle in history. Named second-team All-American and first-team All-ACC. Shared Tiger Pride Defensive Team MVP honors.
- As a junior (2015), appeared in 15 games with 14 starts and recorded 69 tackles, eight tackles for loss, 3.5 sacks, eight quarterback pressures and an interception returned for a touchdown. Was named first-team All-ACC by the media and second-team All-ACC team by the league's coaches.
- As a redshirt sophomore (2014), played in 11 games and had 13 tackles, two tackles for loss and four quarterback pressures.
- As a sophomore (2013), appeared in three games and totaled 11 tackles. Missed the remainder of the season following a car accident and received a redshirt.
- As a freshman (2012), played in nine games and notched 16 tackles, one tackle for loss and three quarterback pressures.
- Earned a bachelor's degree in sociology from Clemson University in Dec. 2016.

PERSONAL:

- Attended Chase (Forest City, N.C.) High School. Ranked as the seventh defensive lineman in the nation by 247Sports.
- As a senior (2015), had 15 sacks, one interception and five forced fumbles.
- As a junior (2014), totaled 50 tackles, 29 tackles for loss and 14 sacks.
- Also played basketball and averaged over 21 points and 10 rebounds per game as a junior.
- Follow Watkins on X at @carloswatkins94 and on Instagram at @carlos_watkins94
- Born Carlos Watkins on Dec. 5, 1993 in Mooresboro, N.C.

CARLOS WATKINS' NFL STATISTICS

REGULAR SEASON		TACKLES									INTERCEPTIONS					FUMBLES			
Year	Team	GP	GS	Tot	Solo	Asst	Sk	Yds	QBP	TFL	No	Yds	Lg	TD	PD	FF	FR	Yds	SpT
2017	Houston	12	6	21	9	12	0.0	0.0	7	3	0	0	0	0	1	0	0	0	0
2018	Houston	4	0	3	2	1	1.0	2.0	3	1	0	0	0	0	0	0	0	0	0
2019	Houston	10	1	23	10	13	1.0	3.0	6	1	0	0	0	0	1	0	1	0	0
2020	Houston	16	11	27	17	10	2.0	10.0	7	4	0	0	0	0	3	0	1	0	0
2021	Dallas	15	14	32	17	15	1.0	8.0	1	5	1	29	29t	1	1	0	1	0	0
2022	Dallas	12	4	26	13	13	0.0	0.0	8	2	0	0	0	0	0	1	0	0	0
2023	Arizona	2	1	7	4	3	1.0	6.0	2	1	0	0	0	0	0	0	0	0	0
2024	WAS/DAL	16	0	12	4	8	0.0	0.0	2	0	0	0	0	0	0	0	0	0	0
NFL Totals		87	37	151	76	75	6.0	29.0	36	17	1	29	29t	1	7	1	3	0	0

PLAYOFFS		TACKLES									INTERCEPTIONS					FUMBLES			
Year	Team	GP	GS	Tot	Solo	Asst	Sk	Yds	QBP	TFL	No	Yds	Lg	TD	PD	FF	FR	Yds	SpT
2019	Houston	1	0	0	0	0	0.0	0.0	0	0	0	0	0	0	0	0	0	0	0
2021	Dallas	1	1	0	0	0	0.0	0.0	0	0	0	0	0	0	1	0	0	0	0
2022	Dallas	2	2	2	2	0	0.0	0.0	2	0	0	0	0	0	1	0	0	0	0
NFL Totals		4	3	2	2	0	0.0	0.0	2	0	0	0	0	0	2	0	0	0	0

Single-Game Highs

Tackles - 6 vs. Tennessee (12/29/19)
 Sacks - 1 (Six times, last at Washington 9/10/23)
 Quarterback Pressures - 3 at L.A. Rams (10/9/22)
 Tackles For Loss - 3 vs. Denver (11/7/21)
 Forced Fumbles - 1 vs. Philadelphia (12/24/22)
 Fumble Recovery - 1 (Three times, last at N.Y. Giants 12/19/21)
 Passes Defensed - 1 (Seven times, last vs. N.Y. Giants 9/17/23)

Playoff Single-Game Highs

Tackles - 1 (Twice, last at San Francisco 1/22/23)
 Pass Defensed - 1 (Twice, last at Tampa Bay 1/16/23)
 Quarterback Pressures - 2 at Tampa Bay (1/16/23)


81 JOSH WHYLE

TIGHT END • 6'7" • 248 LBS

COLLEGE: CINCINNATI • ACQUIRED: 5TH ROUND - 2023

NFL EXPERIENCE (NFL/TITANS): 3/3 • HOMETOWN: CINCINNATI, OHIO

GAMES PLAYED/GAMES STARTED: 28/7 (PLAYOFFS: 0/0)



PRO: The Titans selected Josh Whyle in the fifth round (147th overall) of the 2023 NFL Draft to bring youth and receiving ability to the tight end corps. The 6-foot-7-inch, 248-pounder has appeared in 28 games with seven starts over his first two seasons with the Titans. The Cincinnati, Ohio, native has recorded 37 receptions for 342 yards and two touchdowns. Whyle appeared in 52 games with 20 starts over five seasons (2018-22) at Cincinnati and caught 88 passes for 1,062 yards with 15 touchdowns.

CAREER HIGHLIGHTS:

- Whyle was a three-time All-AAC selection who set the Bearcats' school record for most career receiving touchdowns by a tight end with 15 scoring grabs.

TITANS TIDBITS:

- Whyle had the chance to meet Titans great Delanie Walker at the 2023 NFL Combine and the two tight ends enjoyed dinner together one evening.
- Whyle loves country music and his all-time favorite artists are Johnny Cash, Luke Combs and Kenny Chesney.
- In his free time, Whyle enjoys being outdoors and likes to golf and fish.
- Whyle is a cat lover and has two named Boots and Georgie.

CAREER TRANSACTIONS:

- The Cincinnati, Ohio, native was selected by the Titans in the fifth round (147th overall) of the 2023 NFL Draft.

SEASON RECAPS:

2024 (17/4): Saw action in all 17 games with four starts at tight end and snared 28 receptions for 248 yards with a touchdown. Collected four special teams tackle. Led the team in receptions once in 2024 (vs. HST).
• Against N.Y. Jets (9/15), played as a reserve at tight end and collected two receptions for 13 yards. Hauled in a 12-yard catch down to the Jets' 10-yard line during the Titans' opening touchdown drive.
• Against Green Bay (9/22), started at tight end and hauled in a career-high four catches for a career-best 43 yards. Kickstarted the Titans opening touchdown drive with a 23-yard catch in the first quarter. Extended the Titans' opening touchdown drive with a seven-yard grab on third-and-three in the opening stanza.
• At Buffalo (10/20), started at tight end and grabbed three passes for 34 yards. All three of his receptions resulted in first downs.
• At Detroit (10/27), started at tight end and snared two receptions for 33 yards. Kickstarted the Titans' opening touchdown drive with a career-long 33-yard reception over the middle in the first quarter. Amassed a special teams tackle.
• Against Jacksonville (12/8), saw action as a reserve at tight end and grabbed two receptions for 31 yards.
• Against Cincinnati (12/15), played as a reserve at tight end and snared a career-best five receptions for 37 yards with a touchdown. Hauled in a 13-yard touchdown pass from Mason Rudolph on the final play of the contest.
• Against Houston (1/5), played as a reserve at tight end and led the team with five receptions for 29 yards. Extended the Titans' second scoring drive with a seven-yard catch on third-and-four in the third quarter. Snared a two-point conversion in the final stanza.

2023 (11/3): Played in 11 games with three starts at tight end as a rookie and registered nine receptions for 94 yards with a touchdown. Recorded a special teams tackle on coverage units. Was inactive for three contests

and did not play in another game. Placed on injured reserve on Dec. 30 and missed the final two games. Tied for the team lead in special teams tackles once in 2023 (at IND). Made his NFL debut at New Orleans (9/10/23). Made his first career NFL start at Indianapolis (10/8/23).

- At New Orleans (9/10), played as a reserve on special teams and saw limited snaps at tight end in his first career NFL contest.
- Against Cincinnati (10/1), saw action as a reserve at tight end and caught two passes for 26 yards with his first career touchdown. Hauled in his first career catch, a 24-yarder down the seam, during the Titans' first touchdown drive in the second quarter. Got open in the back of the end zone and secured his first career touchdown on a two-yard pass from Derrick Henry late in the second stanza.
- At Indianapolis (10/8), made his first career NFL start at tight end and caught one pass for seven yards. Tied for the team lead with a special teams stop on coverage units.
- At Tampa Bay (11/12), started at tight end and caught two passes for 16 yards.
- Against Indianapolis (12/3), played as a reserve at tight end and caught one pass for 16 yards.

COLLEGE:

- In five seasons at Cincinnati (2018-22), Whyle appeared in 52 games with 20 starts and tallied 88 receptions for 1,062 yards with 15 touchdowns with all but two catches coming in his final three seasons. Collected All-AAC first-team accolades as a senior in 2022, solidifying himself as one of the nation's top all-around tight ends. Set the Cincinnati school record for career touchdown receptions by a tight end (15), breaking Brent Celek's mark.
- As a senior (2022), Appeared in 12 games with 10 starts and collected All-AAC first-team honors. Selected as a team captain and hauled in 32 receptions for 326 yards with three touchdowns.
- As a junior (2021), played in 14 games with eight starts and earned All-AAC honorable mention accolades. Ranked second on the squad with six touchdowns to go along with his 332 receiving yards on 26 catches. Scored five touchdowns in four weeks from Oct. 23 to Nov. 12.
- As a sophomore (2020), played in 10 games with two starts at tight end and led the team with 353 receiving yards on 28 catches with six touchdowns. Earned third-team All-America honors from Pro Football Focus and second-team All-AAC accolades. According to Pro Football Focus, he generated a 92.9 receiving grade and 2.94 yards per route run avg., both of which trailed only Kyle Pitts for the best among NCAA FBS tight ends.
- As a redshirt freshman (2019), appeared in all 12 games as a reserve and made a pair of catches for 51 yards. Named to the 2019 AAC All-Academic Team.
- Graduated from Cincinnati in the Fall of 2021 with a degree in criminal justice.

PERSONAL:

- Attended La Salle (Cincinnati, Ohio) High School and helped lead the program to a 50-8 record with three Ohio High School Athletic Association Division II titles.
- As a senior (2017), led the Lancers and ranked fourth in the GCL South with 37 receptions for 442 yards and three touchdowns. Received first-team Division II All-Ohio and first-team All-Southwest District Division II honors by the Ohio Prep Sportswriters Association. Also earned first-team All-GCL South honors.
- As a junior (2016), caught 40 passes for 546 yards and six touchdowns as he helped the Lancers capture their third-consecutive state title.



- Earned first-team All-GCL South honors.
- Also competed in basketball.
 - Son of Tim and Christine Whyte and has an older brother, Jacob.
 - Follow Whyte on Instagram at @joshwhyte.
 - Follow Whyte on X at @JoshWhyte81.
 - Born Joshua James Whyte on Sept. 8, 1999 in Cincinnati, Ohio.

JOSH WHYLE’S GAME-BY-GAME

2023 Tennessee Titans										2024 Tennessee Titans									
				RECEIVING										RECEIVING					
Date	Opp.	W/L	P/S	No	Yds	Avg	Lg	TD		Date	Opp.	W/L	P/S	No	Yds	Avg	Lg	TD	
Sept 10	@ NO	L	p	0	0	-	0	0		Sept 8	@ Chi	L	p	0	0	-	0	0	
Sept 17	LAC	W	p	0	0	-	0	0		Sept 15	NYJ	L	p	2	13	6.5	12	0	
Sept 24	@ Cle	L	p	0	0	-	0	0		Sept 22	GB	L	S	4	43	10.8	23	0	
Oct 1	Cin	W	p	2	26	13.0	24	1		Sept 30	@ Mia	W	p	1	5	5.0	5	0	
Oct 8	@ Ind	L	S	1	7	7.0	7	0		Oct 13	Ind	L	S	1	2	2.0	2	0	
Oct 15	Bal	L	p	1	11	11.0	11	0		Oct 20	@ Buf	L	S	3	34	11.3	12	0	
Oct 29	Atl	W	IA							Oct 27	@ Det	L	S	2	33	16.5	33	0	
Nov 2	@ Pit	L	p	0	0	-	0	0		Nov 3	NE	W	p	1	12	12.0	12	0	
Nov 12	@ TB	L	S	2	16	8.0	10	0		Nov 10	@ LAC	L	p	0	0	-	0	0	
Nov 19	@ Jax	L	S	1	7	7.0	7	0		Nov 17	Min	L	p	1	6	6.0	6	0	
Nov 26	Car	W	p	1	11	11.0	11	0		Nov 24	@ Hst	W	p	0	0	-	0	0	
Dec 3	Ind	L	p	1	16	16.0	16	0		Dec 1	@ Was	L	p	1	3	3.0	3	0	
Dec 11	@ Mia	W	IA							Dec 8	Jax	L	p	2	31	15.5	23	0	
Dec 17	Hst	L	IA							Dec 15	Cin	L	p	5	37	7.4	13t	1	
Dec 24	Sea	L	DNP							Dec 22	@ Ind	L	p	0	0	-	0	0	
Dec 31	@ Hst			Placed on injured reserve on Dec. 30						Dec 29	@ Jax	L	p	0	0	-	0	0	
Jan 7	Jax									Jan 5	Hst	L	p	5	29	5.8	9	0	
Totals		5-10	11/3	9	94	10.4	24	1		Totals		3-14	17/4	28	248	8.9	33	1	

JOSH WHYLE’S NFL STATISTICS

REGULAR SEASON				RECEIVING					RUSHING				
Year	Team	GP	GS	No	Yds	Avg	Lg	TD	Att	Yds	Avg	Lg	TD
2023	Tennessee	11	3	9	94	10.4	24	1	0	0	-	0	0
2024	Tennessee	17	4	28	248	8.9	33	1	0	0	-	0	0
NFL Totals		28	7	37	342	9.2	33	2	0	0	-	0	0

Single-Game Highs

Receptions - 5 (Twice, last vs. Houston 1/5/25)
Receiving Yards - 43 vs. Green Bay (9/22/24)
Long Reception - 33 at Detroit (10/27/24)
Receiving Touchdowns - 1 (Twice, last vs. Cincinnati 12/15/24)

Additional Statistics

Special Teams Tackles - 1 (2023), 4 (2024)
Misc. Tackles - 1 (2024)
Two-Point Conversions - 1 reception (2024)

52 JAMES WILLIAMS SR.

LINEBACKER • 6'4" • 232 LBS

COLLEGE: MIAMI (FLA.) • ACQUIRED: 7TH ROUND - 2024

NFL EXPERIENCE (NFL/TITANS): 2/2 • HOMETOWN: FORT LAUDERDALE, FLA.

GAMES PLAYED/GAMES STARTED: 13/1 (PLAYOFFS: 0/0)



PRO: The Titans selected James Williams Sr. in the seventh round of the 2024 NFL Draft. The 6-foot-4-inch, 232-pounder is a versatile athlete that is known for his speed, aggression and hard-hitting ability. The University of Miami (Fla.) product saw action in 33 games as a safety for the Hurricanes and amassed 162 tackles with four interceptions. As a rookie, Williams played in 13 games, primarily on special teams. He also showcased his ability as a linebacker, logging one start at the position in his first season. His seven special teams tackles were good for fourth among Titans in 2024.

TITANS TIDBITS:

- Prior to his rookie season, welcomed his first child, James Jr.
- Williams played against fellow 2024 Titans draftee Jarvis Brownlee Jr. since they were both young—from pee wee ball through high school and college. Williams and Brownlee's teams faced off in college when Miami traveled to Florida State in 2021.
- Williams' hidden talent is writing poetry.

CAREER TRANSACTIONS:

- The Fort Lauderdale, Fla., native was selected by the Titans in the seventh round (242nd overall) of the 2024 NFL Draft.

SEASON RECAPS:

2024 (13/1): Played in 13 games with a start at linebacker as a rookie and posted 19 tackles. Tied for fourth on the team with seven special teams tackles. Was inactive for four contests. Led or tied for the team lead in special teams tackles four times in 2024 (vs. NE, vs. MIN, at WAS, vs. CIN). Made his NFL debut at Chicago (9/8/24).

- At Chicago (9/8), saw action as a reserve on special teams in his first career NFL contest.
- At Washington (12/1), led the team with three special teams tackles on coverage units.
- Against Cincinnati (12/15), saw significant action as a reserve at linebacker and tied for second on the team with seven tackles. Tied for the team lead with a special teams tackle on coverage units.
- At Indianapolis (12/22), played as a reserve at linebacker and collected six tackles.
- Against Houston (1/5), made his first career start at linebacker and recorded six tackles.

COLLEGE:

- Played in 33 games with 29 starts in three seasons at the University of Miami (Fla.) and recorded 162 tackles, four interceptions, 17 passes defended, three forced fumbles and three fumble recoveries. Announced his intentions to forego his final year of eligibility and enter NFL Draft at conclusion of 2023 regular season.
- As a junior (2023), started all 12 games of the regular season and ranked second on team with 73 tackles. Added an interception, two forced fumbles, five passes defended and a fumble recovery.
- As a sophomore (2022), played in 11 games with 10 starts at safety and ranked second on team with 58 total tackles, including a tackle for loss, an interception and seven passes defended, which ranked among team leaders. Added two fumble recoveries and one forced fumble.
- As a true freshman (2021), saw action in 10 games and made seven starts while earning All-ACC honorable mention recognition. Collected 31 tackles and a half tackle for loss while leading the Hurricanes with two interceptions. Missed final two games of season due to injury.
- Majored in sports administration at the University of Miami (Fla.).

PERSONAL:

- Attended Plantation American Heritage (Fla.) High School as a senior and was a five-star prospect by 247Sports and Rivals. Listed as the No. 19 overall player in the Rivals Top 250 and was ranked the No. 1 safety nationally and the No. 4 player in Florida by Rivals. Was selected to the Under Armour All-America Game and U.S. Army All-American Bowl.
- As a junior at Western High School, recorded 62 tackles, 2.5 tackles for loss, a sack, six interceptions, four passes defended, five forced fumbles, a fumble recovery and an interception returned for a touchdown.
- Also played on the basketball team.
- Son of Maria Gibson.
- Follow Williams on Instagram, X and TikTok at @begreat_20.
- Born James Williams on Feb. 15, 2003 in Opa Locka, Florida.



JAMES WILLIAMS SR.'S GAME-BY-GAME

2024 Tennessee Titans

Date	Opp	W/L	P/S	Tot	Solo	Asst	Sk	- Yds	QBP	TFL	Int	- Yds	TD	PD	FF	FR	- Yds	SpT
Sept 8	@ Chi	L	p	0	0	0	0.0	0.0	0	0	0	0	0	0	0	0	0	0
Sept 15	NYJ	L	IA															
Sept 22	GB	L	IA															
Sept 30	@ Mia	W	IA															
Oct 13	Ind	L	IA															
Oct 20	@ Buf	L	p	0	0	0	0.0	0.0	0	0	0	0	0	0	0	0	0	0
Oct 27	@ Det	L	p	0	0	0	0.0	0.0	0	0	0	0	0	0	0	0	0	0
Nov 3	NE	W	p	0	0	0	0.0	0.0	0	0	0	0	0	0	0	0	0	1
Nov 10	@ LAC	L	p	0	0	0	0.0	0.0	0	0	0	0	0	0	0	0	0	0
Nov 17	Min	L	p	0	0	0	0.0	0.0	0	0	0	0	0	0	0	0	0	1
Nov 24	@ HST	W	p	0	0	0	0.0	0.0	0	0	0	0	0	0	0	0	0	1

Dec 1	@ Was	L	p	0	0	0	0.0	0.0	0	0	0	0	0	0	0	0	0	3
Dec 8	Jax	L	p	0	0	0	0.0	0.0	0	0	0	0	0	0	0	0	0	0
Dec 15	Cin	L	p	7	6	1	0.0	0.0	0	0	0	0	0	0	0	0	0	1
Dec 22	@ Ind	L	p	6	4	2	0.0	0.0	0	0	0	0	0	0	0	0	0	0
Dec 29	@ Jax	L	p	0	0	0	0.0	0.0	0	0	0	0	0	0	0	0	0	0
Jan 5	HST	L	S	6	3	3	0.0	0.0	0	0	0	0	0	0	0	0	0	0
Totals				3-14	13/1	19	13	6	0.0	0.0	0	0	0	0	0	0	0	7

JAMES WILLIAMS SR.'S NFL STATISTICS

REGULAR SEASON

REGULAR SEASON		TACKLES										INTERCEPTIONS					FUMBLES			
Year	Team	GP	GS	Tot	Solo	Asst	Sk	Yds	QBP	TFL	No	Yds	Lg	TD	PD	FF	FR	Yds	SpT	
2024	Tennessee	13	1	19	13	6	0.0	0.0	0	0	0	0	0	0	0	0	0	0	7	
NFL Totals		13	1	19	13	6	0.0	0.0	0	0	0	0	0	0	0	0	0	0	7	

Single-Game Highs

Tackles - 7 vs. Cincinnati (12/15/24)

Special Teams Tackles - 3 at Washington (12/1/24)

Additional Career Statistics

Special Teams Fumble Recovery - 1 (2024)


23 KEVIN WINSTON JR.

SAFETY • 6'2" • 213 LBS

COLLEGE: PENN STATE • ACQUIRED: 3RD ROUND - 2025

NFL EXPERIENCE (NFL/TITANS): ROOKIE • HOMETOWN: COLUMBIA, MD.

GAMES PLAYED/GAMES STARTED: 0/0 (PLAYOFFS: 0/0)



PRO: The Titans selected Kevin Winston Jr. in the third round of the 2025 NFL Draft. The 6-foot-2-inch, 213-pounder is an athletic defensive back that prides himself on his physical play style and unmatched work ethic. Winston enters the NFL after playing three seasons at Penn State and amassing 90 tackles, an interception, 3.5 stops for loss, a forced fumble and five passes defended.

TITANS TIDBITS:

- Winston Jr. went to high school with both of former Titans safety Kevin Byard's younger brothers. It's also the same high school that Titans defensive coordinator Dennard Wilson attended.

CAREER TRANSACTIONS:

- The Cheverly, Md., native was selected by the Titans in the third round (82nd overall) of the 2025 NFL Draft.

COLLEGE:

- Played in 28 games with 15 starts over parts of three seasons at Penn State (2022-24) and recorded 90 total tackles, an interception, 3.5 stops for loss, a forced fumble and five passes defended. Only played in three contests as a junior after suffering a season-ending injury.

AS A JUNIOR (2024), played in three games with two starts and amassed 13 tackles with a forced fumble before suffering a season-ending injury.

- At West Virginia (8/31), tallied a season-best 12 tackles with a forced fumble.

AS A SOPHOMORE (2023), started all 13 games at safety and posted a team-high 61 tackles, 2.5 tackles for loss, two fumble recoveries, an interception and five pass breakups.

- Against West Virginia (9/2), made three tackles in first career start.
- Against Michigan (11/11), posted a career-high 12 tackles to go along with a half stop for loss.
- Against Rutgers (11/18), registered six tackles and an interception which was the first of his career.
- At Michigan State (11/24), notched a career-best two pass breakups to go along with four tackles, including a stop for loss.

AS A TRUE FRESHMAN (2022), appeared in 12 games and collected 16 tackles with a stop for loss.

- At Indiana (11/5), notched three solo tackles.
- At Rutgers (11/19), posted three solo stops, including his first career tackle for loss.
- Majored in communications at Penn State.

PERSONAL:

- Attended DeMatha (Hyattsville, Md.) Catholic High School and was a four-year letterwinner, two-time team captain and two-time team MVP.
- As a senior (2021), named the All-Met State Defensive Player of the Year and a first-team All-WCAC selection. Tallied 50 tackles, three interceptions, 10 pass breakups and a fumble recovery for a touchdown. Added two field goal blocks and five touchdowns.
- Rated a four-star prospect by 247Sports, On3 and Rivals.
- Also ran track in high school.
- Son of Kevin and Natasha Winston. Has a sister, Khloe.
- His father, Kevin, played football at James Madison University for four seasons.
- Follow Winston Jr. on Instagram at @kevinwinstonjr and on X at @kevinwinstonjr1.
- Born Kevin Dwayne Winston Jr. on Dec. 2, 2003 in Cheverly, Md.

KEVIN WINSTON JR.'S COLLEGE STATISTICS

REGULAR SEASON		TACKLES									INTERCEPTIONS					FUMBLES		
Year	Team	GP	GS	Tot	Solo	Asst	Sk	Yds	TFL		No	Yds	Lg	TD	PD	FF	FR	Yds
2022	Penn State	12	0	16	11	5	0.0	0.0	1.0		0	0	0	0	0	0	0	0
2023	Penn State	13	13	61	34	27	0.0	0.0	2.5		1	0	0	0	5	0	2	1
2024	Penn State	3	2	13	8	5	0.0	0.0	0.0		0	0	0	0	0	1	0	0
Totals		28	15	90	53	37	0.0	0.0	3.5		1	0	0	0	5	1	2	1

Single-Game Highs

Tackles - 12 (Twice, last at West Virginia 8/31/24)
 Interceptions - 1 vs. Rutgers (11/18/23)
 Passes Defended - 2 vs. Michigan State (11/24/23)
 Forced Fumbles - 1 at West Virginia (8/31/24)

Fumble Recovery - 1 (Twice, last vs. Indiana 10/28/23)




24 JULIUS WOOD

DEFENSIVE BACK • 6'1" • 193 LBS

COLLEGE: EAST CAROLINA • ACQUIRED: WAIVERS (DAL) - 2024

NFL EXPERIENCE (NFL/TITANS): 2/2 • HOMETOWN: COLUMBUS, OHIO

GAMES PLAYED/GAMES STARTED: 9/0 (PLAYOFFS: 0/0)



PRO: The Titans acquired Julius Wood off waivers from the Dallas Cowboys before the start of the 2024 regular season to bolster the depth in the secondary and on special teams units. The 6-foot-1-inch, 193-pound defensive back entered the NFL as an undrafted free agent with the Cowboys in 2024. The East Carolina product was a two-year starter for the Pirates and earned first-team All-AAC honors in his final collegiate campaign.

TITANS TIDBITS:

- Wood is familiar with his new professional surroundings having trained at X3 Performance and Physical Therapy in Nashville during the 2024 pre-draft process.

CAREER TRANSACTIONS:

- The Columbus, Ohio, native was originally signed by the Dallas Cowboys as a rookie free agent on May 9, 2024.
- Waived by the Cowboys on Aug. 27, 2024.
- Claimed off waivers by the Titans on Aug. 28, 2024.

SEASON RECAPS:

2024 (9/0 - Tennessee): Played as a reserve in nine games as a rookie and posted a tackle with a special teams stop. Was inactive for three contests. Placed on the reserve/suspended by the Commissioner list on Dec. 3 and missed the final five games of the season. Made his NFL debut at Chicago (9/8/24).

COLLEGE:

- Attended East Carolina for three seasons (2021-23), appearing in 37 career games with 24 starts. Compiled 189 tackles - leading the team in two straight seasons - with 5.5 tackles for loss, four interceptions, three forced fumbles and eight passes defensed.
- As a super senior (2023), named team co-captain and earned first-team All-AAC honors after starting all 12 games and leading the team with 86 tackles, a team-high two interceptions, three tackles for loss and a pass breakup.
- As a senior (2022), saw action in 13 games with 12 starts and recorded a team-high and career-best 87 tackles to go along with 1.5 tackles for loss, two interceptions, four pass breakups and three forced fumbles.
- As a junior (2021), appeared in all 12 games, registering 16 tackles and three pass breakups.
- As a sophomore (2020), saw time in three games and recorded 19 tackles.
- As a freshman (2019), began his collegiate career at Blinn College,

playing in nine games and recording 36 tackles, 1.5 tackles for loss and two fumble recoveries.

- Earned his degree in communication in December 2023 from East Carolina.

PERSONAL:

- Attended Walnut Ridge (Columbus, Ohio) High School and recorded 90 tackles, 18 tackles for loss and 5.5 sacks as a senior on defense. Added 19 catches for 275 yards and seven touchdowns on offense.
- Follow Wood on X and on Instagram at @4thqtrwood.
- Born Julius Wood on May 2, 2001 in Columbus, Ohio.

JULIUS WOOD'S GAME-BY-GAME

2024 Tennessee Titans

Date	Opp	W/L	P/S	Tot	Solo	Asst	Sk	- Yds	QBP	TFL	Int	- Yds	-TD	PD	FF	FR	- Yds	SpT
Sept 8	@ Chi	L	p	0	0	0	0.0	0.0	0	0	0	0	0	0	0	0	0	0
Sept 15	NYJ	L	IA															
Sept 22	GB	L	IA															
Sept 30	@ Mia	W	IA															
Oct 13	Ind	L	p	0	0	0	0.0	0.0	0	0	0	0	0	0	0	0	0	0
Oct 20	@ Buf	L	p	0	0	0	0.0	0.0	0	0	0	0	0	0	0	0	0	0
Oct 27	@ Det	L	p	0	0	0	0.0	0.0	0	0	0	0	0	0	0	0	0	0
Nov 3	NE	W	p	0	0	0	0.0	0.0	0	0	0	0	0	0	0	0	0	0
Nov 10	@ LAC	L	p	0	0	0	0.0	0.0	0	0	0	0	0	0	0	0	0	0
Nov 17	Min	L	p	0	0	0	0.0	0.0	0	0	0	0	0	0	0	0	0	0
Nov 24	@ HST	W	p	0	0	0	0.0	0.0	0	0	0	0	0	0	0	0	0	1

Dec 1	@ Was	L	p	1	0	1	0.0	0.0	0	0	0	0	0	0	0	0	0	0
Dec 8	Jax	L	SUS															
Dec 15	Cin	L	SUS															
Dec 22	@ Ind	L	SUS															
Dec 29	@ Jax	L	SUS															
Jan 5	HST	L	SUS															
Totals				3-14	9/0	1	0	1	0.0	0.0	0	0	0	0	0	0	0	1



JULIUS WOOD’S NFL STATISTICS

REGULAR SEASON		TACKLES										INTERCEPTIONS					FUMBLES			
Year	Team	GP	GS	Tot	Solo	Asst	Sk	Yds	QBP	TFL		No	Yds	Lg	TD	PD	FF	FR	Yds	SpT
2024	Tennessee	9	0	1	0	1	0.0	0.0	0	0		0	0	0	0	0	0	0	0	1
NFL Totals		9	0	1	0	1	0.0	0.0	0	0		0	0	0	0	0	0	0	0	1

Single-Game Highs
Tackles - 1 at Washington (12/1/24)
Special Teams Tackles - 1 at Houston (11/24/24)




25 XAVIER WOODS

SAFETY • 5'11" • 200 LBS

COLLEGE: LOUISIANA TECH • ACQUIRED: UNRESTRICTED FREE AGENT (CAR) - 2025

NFL EXPERIENCE (NFL/TITANS): 9/1 • HOMETOWN: WEST MONROE, LA.

GAMES PLAYED/GAMES STARTED: 123/111 (PLAYOFFS: 2/2)



PRO: The Titans signed Xavier Woods in the 2025 offseason to bring experience and a versatile veteran presence to the defensive backfield. Prior to his arrival in Tennessee, the 5-foot-11-inch, 200-pounder played in 123 games with 111 starts and tallied 616 tackles, 13 interceptions and 47 passes defended over eight seasons. The Louisiana Tech product spent the last three years with the Carolina Panthers.

CAREER HIGHLIGHTS:

- In 2024, Woods started all 17 games and led the league in defensive snaps played with 1,152. He set career-highs with 119 tackles and tied his career-high with three interceptions.
- Since entering the league in 2017, Woods is one of eight players to have at least 600 tackles, 10 interceptions and five forced fumbles.

TITANS TIDBITS:

- Woods grew up a Titans fan. The first football game he ever remembers watching was Super Bowl XXXIV. Steve McNair was his favorite NFL player.
- Woods was college teammates with Titans cornerback L'Jarius Sneed. The two overlapped for one year when Woods was a senior and Sneed a freshman.
- Woods' oldest daughter, Dallas, has autism. Last year, Woods partnered with Best Buddies to meet other parents of children with developmental and intellectual disabilities for a holiday event. Parents and their children were immersed in arcade games, basketball and bowling. Woods has said he understands the struggles of families with special needs children and feels "blessed to be in the position that I'm in to give back to others in our circumstance."

CAREER TRANSACTIONS:

- The West Monroe, La., native was selected by the Dallas Cowboys in the sixth round (191st overall) of the 2017 NFL Draft.
- Signed by the Minnesota Vikings as an unrestricted free agent on March 30, 2021.
- Signed by the Carolina Panthers as an unrestricted free agent on March 16, 2022.
- Signed by the Titans as an unrestricted free agent on March 14, 2025.

SEASON RECAPS:

2024 (17/17 - Carolina): Started all 17 games and led the NFL in total snaps played at 1,218. Set a career-high in tackles with 119 and tied his career-high with three interceptions. Added six passes defended and two tackles for loss.

- Against Cincinnati (9/29), had 10 tackles and one interception.
- Against N.Y. Giants (11/10), recorded eight tackles and his second interception of the season in the overtime win.
- Against Tampa Bay (12/1), tallied seven tackles and his third interception on the season, tying his career-high.
- At Tampa Bay (12/29), had a career-high 12 tackles.

2023 (14/14 - Carolina): Started 14 games at safety and recorded 61 tackles, two interceptions, four stops for loss, seven passes defended and one fumble recovery. Was inactive for three games.

- Against New Orleans (9/18), tallied eight tackles and two passes defended.
- Against Houston (10/29), had eight tackles and one fumble recovery.
- At Tampa Bay (12/3), recorded three tackles and one interception.
- Against Atlanta (12/17), had three tackles and his second interception

of the season and the 10th of his career after picking off Desmond Ridder in the fourth quarter. His red zone interception at Carolina's five-yard line set up the game-winning drive.

2022 (15/15 - Carolina): Started 15 games at safety and registered 86 tackles, two fumble recoveries and six passes defended.

- Against Cleveland (9/11), tallied 10 tackles and a pass defended in his Panthers debut.
- At N.Y. Giants (9/18), posted a then career-high 11 tackles.
- At Tampa Bay (1/1), had seven tackles and one forced fumble.

2021 (17/17 - Minnesota): Started all 17 games at safety and recorded 107 tackles, one sack, two forced fumbles and a career-high 10 passes defended with three interceptions.

- At Arizona (9/19), had four tackles and an interception.
- Against Cleveland (10/3), tied a then career-high with 11 tackles.
- At Carolina (10/17), recorded five tackles, one forced fumble and a pass defended.
- Against Dallas (10/31), tallied eight tackles, his first career sack, a forced fumble and his second interception of the season.
- Against Pittsburgh (12/9), recorded seven tackles, including a stop for loss and one pass defended.
- Against L.A. Rams (12/26), had eight tackles and his third interception setting a new career-high for a season.

2020 (15/15 - Dallas): Started in 15 games at safety and tallied 72 tackles, two stops for loss and one pass defended. Was inactive for one game.

- At L.A. Rams (9/13), had nine tackles.
- Against Washington (11/26), recorded 10 tackles and one pass defended.

2019 (15/15 - Dallas): Started 15 games at safety and totaled 75 tackles, two interceptions, one tackle for loss, two forced fumbles, one fumble recovery and five passes defended. Added two special teams tackles. Did not play in one game.

- Against N.Y. Giants (9/8), tallied a then career-high 11 tackles in the season opener. Added a forced fumble.
- Against Philadelphia (10/20), had one tackle and one interception.
- At N.Y. Giants (11/4), tallied three tackles, an interception and a forced fumble.
- Against Minnesota (11/01), recorded seven tackles and a pass defended.

2018 (14/14, 2/2 - Dallas): Started in 14 games at safety and totaled 56 tackles, two interceptions, nine passes defended and one fumble recovery.

- At Houston (10/7), had five tackles and an interception he returned 15 yards.
- At Philadelphia (11/11), recorded three tackles and a career-high three passes defended.
- Against Washington (11/22), tallied five tackles and his second interception on the season. Tied his career-high with three passes defended.
- Against New Orleans (11/29), had two tackles and a fumble recovery.
- At L.A. Rams (1/12), totaled eight tackles in the divisional round match up.

2017 (16/4 - Dallas): Played in 16 games with four starts as a rookie. Recorded 40 tackles, one interception, a stop for loss, one fumble



recovery and a pass defended. Made his NFL debut against N.Y. Giants (9/10).

- At Arizona (9/25), tallied three tackles and a pass defended.
- At Atlanta (11/12), recorded four tackles and his first career interception.

COLLEGE:

- Played four seasons at Louisiana Tech (2013-16). Finished third in school history with 14 career interceptions to go with a school-best 325 interception return yards. Named All-Conference USA three times (2014-16).
- As a senior (2016), started in all 14 games and recorded 89 tackles, 6.5 tackles for loss, five interceptions, three sacks and six passes defended. Named first-team All-Conference USA.
- As a junior (2015), registered 56 tackles and three interceptions.
- As a sophomore (2014), ranked second on the team with 71 tackles to go along with 3.5 tackles for loss, seven passes defended and a blocked kick. Set a school record with 230 interception return yards on a team-high six interceptions including two for touchdowns.
- As a freshman (2013), played in all 12 games with 10 starts and recorded 61 tackles.
- Graduated with a degree in business marketing from Louisiana Tech.

PERSONAL:

- Attended West Monroe (La.) High School. Was named an all-state, all-Northeast Louisiana and all-district honoree.
- Led his team to a state championship his junior year. Returned two punts for 60 yards and returned one kickoff for four yards his senior year while catching seven passes for 233 yards and two touchdowns and making 43 tackles and five interceptions on the season.
- Woods and his wife, Destiny, are proud parents of four children, three daughters, and one son.
- Follow Woods on Instagram at @xwoods7 and on X at @its_hollyWOODS.
- Born Xavier Woods on July 26, 1995 in West Monroe, La.

XAVIER WOODS' GAME-BY-GAME

2017 Dallas Cowboys

Date	Opp	W/L	P/S	Tot	Solo	Asst	Sk	- Yds	QBP	TFL	Int	- Yds	-TD	PD	FF	FR	- Yds	SpT
Sept 10	NYG	W	p	0	0	0	0.0	0.0	0	0	0	0	0	0	0	0	0	0
Sept 17	@ Den	L	p	0	0	0	0.0	0.0	0	0	0	0	0	0	0	0	0	0
Sept 25	@ Ari	W	p	3	3	0	0.0	0.0	0	0	0	0	0	1	0	0	0	0
Oct 1	LAR	L	p	2	2	0	0.0	0.0	0	0	0	0	0	0	0	0	0	0
Oct 8	GB	L	p	1	1	0	0.0	0.0	0	0	0	0	0	0	0	0	0	0
Oct 22	@ SF	W	p	0	0	0	0.0	0.0	0	0	0	0	0	0	0	1	0	1
Oct 29	@ Was	W	p	4	3	1	0.0	0.0	0	0	0	0	0	0	0	0	0	1
Nov 5	KC	W	p	2	2	0	0.0	0.0	0	0	0	0	0	1	0	0	0	0
Nov 12	@ Atl	L	p	4	2	2	0.0	0.0	0	0	1	7	0	1	0	0	0	0
Nov 19	Phi	L	S	5	4	1	0.0	0.0	0	0	0	0	0	0	0	0	0	0
Nov 23	LAC	L	p	4	4	0	0.0	0.0	0	0	0	0	0	0	0	0	0	0
Nov 30	Was	W	S	3	1	2	0.0	0.0	0	0	0	0	0	0	0	0	0	0
Dec 10	@ NYG	W	S	4	3	1	0.0	0.0	0	1	0	0	0	0	0	0	0	0
Dec 17	@ Oak	W	p	4	3	1	0.0	0.0	0	0	0	0	0	0	0	0	0	0
Dec 24	Sea	L	S	2	1	1	0.0	0.0	0	0	0	0	0	0	0	0	0	0
Dec 31	@ Phi	W	p	2	2	0	0.0	0.0	0	0	0	0	0	0	0	0	0	0
Totals		9-7	16/4	40	31	9	0.0	0.0	0	1	1	7	0	3	0	1	0	2

2018 Dallas Cowboys

Date	Opp	W/L	P/S	Tot	Solo	Asst	Sk	- Yds	QBP	TFL	Int	- Yds	-TD	PD	FF	FR	- Yds	SpT
Sept 9	@ Car	L	DNP															
Sept 16	NYG	W	DNP															
Sept 23	@ Sea	L	S	2	0	2	0.0	0.0	0	0	0	0	0	0	0	0	0	0
Sept 30	Det	W	S	3	2	1	0.0	0.0	0	0	0	0	0	0	0	0	0	0
Oct 7	@ Hst	L	S	5	4	1	0.0	0.0	0	0	1	15	0	1	0	0	0	0
Oct 14	Jax	W	S	1	0	1	0.0	0.0	0	0	0	0	0	0	0	0	0	0
Oct 21	@ Was	L	S	2	2	0	0.0	0.0	0	0	0	0	0	0	0	0	0	0
Nov 5	Ten	L	S	7	4	3	0.0	0.0	0	0	0	0	0	0	0	0	0	0
Nov 11	@ Phi	W	S	3	3	0	0.0	0.0	0	0	0	0	0	3	0	0	0	0
Nov 18	@ Atl	W	S	9	7	2	0.0	0.0	0	0	0	0	0	0	0	0	0	0
Nov 22	Was	W	S	5	4	1	0.0	0.0	0	0	1	0	0	3	0	0	0	0
Nov 29	NO	W	S	2	2	0	0.0	0.0	0	0	0	0	0	0	1	0	0	0
Dec 9	Phi	W	S	3	2	1	0.0	0.0	0	0	0	0	0	0	0	0	0	0
Dec 16	@ Ind	L	S	5	3	2	0.0	0.0	0	0	0	0	0	1	0	0	0	0
Dec 23	TB	W	S	6	3	3	0.0	0.0	0	0	0	0	0	1	0	0	0	0
Dec 30	@ NYG	W	S	3	3	0	0.0	0.0	0	0	0	0	0	0	0	0	0	0
Totals		10-6	14/14	56	39	17	0.0	0.0	0	0	2	15	0	9	1	0	0	0

Playoffs

Jan 5	Sea	W	S	2	2	0	0.0	0.0	0	0	0	0	0	0	0	0	0	0	0
Jan 12	@ LAR	L	S	8	5	3	0.0	0.0	0	0	0	0	0	0	0	0	0	0	0
Totals		1-1	2/2	10	7	3	0.0	0.0	0	0	0	0	0	0	0	0	0	0	0

2019 Dallas Cowboys

Date	Opp	W/L	P/S	Tot	Solo	Asst	Sk	- Yds	QBP	TFL	Int	- Yds	-TD	PD	FF	FR	- Yds	SpT
Sept 8	NYG	W	S	11	9	2	0.0	0.0	0	0	0	0	0	0	1	0	0	0
Sept 15	@ Was	W	S	6	4	2	0.0	0.0	0	0	0	0	0	0	0	0	0	0
Sept 22	Mia	W	DNP															
Sept 29	@ NO	L	S	5	4	1	0.0	0.0	0	0	0	0	0	0	0	0	0	0
Oct 6	GB	L	S	7	5	2	0.0	0.0	0	0	0	0	0	0	0	0	0	0
Oct 13	@ NYJ	L	S	9	5	4	0.0	0.0	0	0	0	0	0	0	0	0	0	1
Oct 20	Phi	W	S	1	1	0	0.0	0.0	0	0	1	9	0	1	0	0	0	0
Nov 4	@ NYG	W	S	3	3	0	0.0	0.0	0	0	1	29	0	1	1	0	0	1
Nov 10	Min	L	S	7	3	4	0.0	0.0	0	0	0	0	0	1	0	0	0	0
Nov 17	@ Det	W	S	3	2	1	0.0	0.0	0	0	0	0	0	0	0	0	0	0

Nov 24	@ NE	L	S	3	0	3	0.0	0.0	0	0	0	0	0	0	0	0	0	0	0
Nov 28	Buf	L	S	4	3	1	0.0	0.0	0	0	0	0	0	1	0	0	0	0	0
Dec 5	@ Chi	L	S	3	3	0	0.0	0.0	0	0	0	0	0	0	0	0	0	0	0
Dec 15	LAR	W	S	3	3	0	0.0	0.0	0	0	0	0	0	0	0	0	0	0	0
Dec 22	@ Phi	L	S	8	6	2	0.0	0.0	0	1	0	0	0	1	0	0	0	0	0
Dec 29	Was	W	S	2	0	2	0.0	0.0	0	0	0	0	0	0	0	1	9	0	0
Totals				8-8	15/15	75	51	24	0.0	0.0	0	1	2	38	0	5	2	1	9

2020 Dallas Cowboys

Date	Opp	W/L	P/S	Tot	Solo	Asst	Sk	- Yds	QBP	TFL	Int	- Yds	TD	PD	FF	FR	- Yds	SpT
Sept 13	@ LAR	L	S	9	6	3	0.0	0.0	0	0	0	0	0	0	0	0	0	0
Sept 20	Atl	W	S	6	4	2	0.0	0.0	0	1	0	0	0	0	0	0	0	0
Sept 27	@ Sea	L	S	5	3	2	0.0	0.0	0	0	0	0	0	0	0	0	0	0
Oct 4	Cle	L	S	7	3	4	0.0	0.0	0	0	0	0	0	0	0	0	0	0
Oct 11	NYG	W	S	5	5	0	0.0	0.0	0	0	0	0	0	0	0	0	0	0
Oct 19	Ari	L	S	3	3	0	0.0	0.0	1	0	0	0	0	0	0	0	0	0
Oct 25	@ Was	L	S	2	1	1	0.0	0.0	0	0	0	0	0	0	0	0	0	0
Nov 1	@ Phi	L	S	3	1	2	0.0	0.0	1	0	0	0	0	0	0	0	0	0
Nov 8	Pit	L	S	6	4	2	0.0	0.0	0	0	0	0	0	0	0	0	0	0
Nov 22	@ Min	W	S	1	1	0	0.0	0.0	0	0	0	0	0	0	0	0	0	0
Nov 26	Was	L	S	10	6	4	0.0	0.0	0	0	0	0	0	0	1	0	0	0
Dec 8	@ Bal	L	S	4	3	1	0.0	0.0	0	0	0	0	0	0	0	0	0	0
Dec 13	@ Cin	W	S	6	4	2	0.0	0.0	0	0	0	0	0	0	0	0	0	0
Dec 20	SF	W	S	2	1	1	0.0	0.0	0	0	0	0	0	0	0	0	0	0
Dec 27	Phi	W	IA															
Jan 3	@ NYG	L	S	3	3	0	0.0	0.0	0	1	0	0	0	0	0	0	0	0
Totals		6-10	15/15	72	48	24	0.0	0.0	2	2	0	0	0	0	1	0	0	0

2021 Minnesota Vikings

Date	Opp	W/L	P/S	Tot	Solo	Asst	Sk	- Yds	QBP	TFL	Int	- Yds	-TD	PD	FF	FR	- Yds	SpT
Sept 12	@ Cin	L	S	5	4	1	0.0	0.0	0	0	0	0	0	1	0	0	0	0
Sept 19	@ Ari	L	S	4	3	1	0.0	0.0	0	0	1	27	0	1	0	0	0	0
Sept 26	Sea	W	S	2	2	0	0.0	0.0	0	0	0	0	0	1	0	0	0	0
Oct 3	Cle	L	S	11	4	7	0.0	0.0	0	0	0	0	0	0	0	0	0	0
Oct 10	Det	W	S	8	4	4	0.0	0.0	0	0	0	0	0	0	0	0	0	0
Oct 17	@ Car	W	S	5	4	1	0.0	0.0	0	0	0	0	0	1	1	0	0	0
Oct 31	Dal	L	S	8	4	4	1.0	3.0	1	0	1	12	0	1	1	0	0	0
Nov 7	@ Bal	L	S	9	8	1	0.0	0.0	0	0	0	0	0	0	0	0	0	0
Nov 14	@ LAC	W	S	3	3	0	0.0	0.0	0	0	0	0	0	1	0	0	0	0
Nov 21	GB	W	S	5	5	0	0.0	0.0	0	0	0	0	0	1	0	0	0	0
Nov 28	@ SF	L	S	6	4	2	0.0	0.0	0	0	0	0	0	1	0	0	0	0
Dec 5	@ Det	L	S	8	3	5	0.0	0.0	0	0	0	0	0	0	0	0	0	0
Dec 9	Pit	W	S	7	5	2	0.0	0.0	0	1	0	0	0	1	0	0	0	1
Dec 20	@ Chi	W	S	3	3	0	0.0	0.0	0	0	0	0	0	0	0	0	0	0
Dec 26	LAR	L	S	8	5	3	0.0	0.0	0	0	1	15	0	1	0	0	0	0
Jan 2	@ GB	L	S	8	7	1	0.0	0.0	0	0	0	0	0	0	0	0	0	0
Jan 9	Chi	W	S	7	3	4	0.0	0.0	0	0	0	0	0	0	0	0	0	0
Totals		8-9	17/17	107	71	36	1.0	3.0	1	1	3	54	0	10	2	0	0	1

XAVIER WOODS' GAME-BY-GAME

Oct 10	SF	L	IA																
Oct 16	@ LAR	L	S	2	2	0	0.0	0.0	0	0	0	0	0	0	0	0	0	0	0
Oct 23	TB	W	S	4	4	0	0.0	0.0	0	0	0	0	0	0	0	0	0	0	0
Oct 30	@ Atl	L	S	5	5	0	0.0	0.0	0	0	0	0	0	1	0	0	0	0	0
Nov 6	@ Cin	L	S	7	4	3	0.0	0.0	0	0	0	0	0	0	0	0	0	0	0
Nov 10	Atl	W	S	8	6	2	0.0	0.0	0	0	0	0	0	1	0	0	0	0	0
Nov 20	@ Bal	L	S	5	4	1	0.0	0.0	0	0	0	0	0	0	0	0	0	0	0
Nov 27	Den	W	S	5	3	2	0.0	0.0	0	0	0	0	0	1	0	0	0	0	0
Dec 11	@ Sea	W	IA																
Dec 18	Pit	L	S	6	4	2	0.0	0.0	0	0	0	0	0	0	0	0	0	0	0
Dec 24	Det	W	S	3	3	0	0.0	0.0	0	0	0	0	0	2	0	0	0	0	0
Jan 1	@ TB	L	S	7	3	4	0.0	0.0	0	0	0	0	0	0	0	1	0	0	0
Jan 8	@ NO	W	S	4	2	2	0.0	0.0	0	0	0	0	0	0	0	1	30	0	0
Totals		7-10	15/15	86	53	33	0.0	0.0	3	0	0	0	0	6	0	2	30	0	0

2023 Carolina Panthers

Date	Opp	W/L	P/S	Tot	Solo	Asst	Sk	- Yds	QBP	TFL	Int	- Yds	TD	PP	FR	- Yds	SpT
Sept 10	@ Atl	L	S	2	1	1	0.0	0.0	0	0	0	0	0	0	0	0	0
Sept 18	NO	L	S	8	4	4	0.0	0.0	0	0	0	0	2	0	0	0	0
Sept 24	@ Sea	L	S	1	1	0	0.0	0.0	0	0	0	0	0	0	0	0	0
Oct 1	Min	L	IA														
Oct 8	@ Det	L	IA														
Oct 15	@ Mia	L	IA														
Oct 29	Hst	W	S	8	6	2	0.0	0.0	0	0	0	0	0	0	1	5	0
Nov 5	Ind	L	S	5	1	4	0.0	0.0	0	0	0	0	0	0	0	0	0
Nov 9	@ Chi	L	S	5	4	1	0.0	0.0	0	0	0	0	0	0	0	0	0
Nov 19	Dal	L	S	5	1	4	0.0	0.0	0	0	0	0	0	0	0	0	0
Nov 26	@ Ten	L	S	2	2	0	0.0	0.0	1	0	0	0	1	0	0	0	0
Dec 3	@ TB	L	S	3	1	2	0.0	0.0	0	0	1	-3	0	1	0	0	0
Dec 10	@ NO	L	S	6	5	1	0.0	0.0	0	0	0	0	0	1	0	0	0
Dec 17	Atl	W	S	3	2	1	0.0	0.0	0	2	1	2	0	1	0	0	0
Dec 24	GB	L	S	6	4	2	0.0	0.0	0	1	0	0	0	0	0	0	0
Dec 31	@ Jax	L	S	4	4	0	0.0	0.0	0	0	0	0	0	0	0	0	0
Jan 7	TB	L	S	3	3	0	0.0	0.0	0	1	0	0	0	1	0	0	0
Totals		2-15	14/14	61	39	22	0.0	0.0	1	4	2	-1	0	7	0	1	5

2024 Carolina Panthers

2024 Carolina Panthers																			
Date	Opp	W/L	P/S	Tot	Solo	Asst	Sk	- Yds	QBP	TFL	Int -	Yds	TD	FF	FR -	Yds	SPt		
Sept 8	@ NO	L	S	8	5	3	0.0	0.0	0	0	0	0	0	0	0	0	0		
Sept 15	LAC	L	S	6	2	4	0.0	0.0	0	0	0	0	0	0	0	0	0		
Sept 22	@ LV	W	S	4	1	3	0.0	0.0	0	0	0	0	0	0	0	0	0		
Sept 29	Cin	L	S	10	7	3	0.0	0.0	0	1	1	33	0	1	0	0	0		
Oct 6	@ Chi	L	S	7	5	2	0.0	0.0	0	0	0	0	0	0	0	0	0		
Oct 13	Atl	L	S	9	7	2	0.0	0.0	0	0	0	0	0	1	0	0	0		
Oct 20	@ Was	L	S	7	4	3	0.0	0.0	0	0	0	0	0	0	0	0	0		
Oct 27	@ Den	L	S	5	3	2	0.0	0.0	0	0	0	0	0	0	0	0	0		
Nov 3	NO	W	S	5	3	2	0.0	0.0	0	0	0	0	0	0	0	0	0		
Nov 10	NYG	W	S	8	3	5	0.0	0.0	0	0	1	4	0	1	0	0	0		
Nov 24	KB	L	S	8	7	1	0.0	0.0	0	1	0	0	0	1	0	0	0		
Dec 1	TC	L	S	7	5	2	0.0	0.0	0	0	1	33	0	1	0	0	0		
Dec 8	@ Phi	L	S	5	4	1	0.0	0.0	0	0	0	0	0	0	0	0	0		
Dec 15	Dal	L	S	7	4	3	0.0	0.0	0	0	0	0	0	0	0	0	0		
Dec 22	Ari	W	S	6	4	2	0.0	0.0	0	0	0	0	0	0	0	0	0		
Dec 29	@ TB	L	S	12	6	6	0.0	0.0	0	0	0	0	0	0	0	0	0		
Jan 5	@ Atl	W	S	5	2	3	0.0	0.0	0	0	0	0	0	1	0	0	0		
Totals		5-12	17/17	119	72	47	0.0	0.0	0	2	3	70	0	6	0	0	0		

XAVIER WOODS' NFL STATISTICS

REGULAR SEASON				TACKLES							INTERCEPTIONS					FUMBLES			
Year	Team	GP	GS	Tot	Solo	Asst	Sk	Yds	QBP	TFL	No	Yds	Lg	TD	PD	FF	FR	Yds	SpT
2017	Dallas	16	4	40	31	9	0.0	0.0	0	1	1	7	7	0	3	0	1	0	2
2018	Dallas	14	14	56	39	17	0.0	0.0	0	0	2	15	15	0	9	1	0	0	0
2019	Dallas	15	15	75	51	24	0.0	0.0	0	1	2	38	29	0	5	2	1	9	2
2020	Dallas	15	15	72	48	24	0.0	0.0	2	2	0	0	0	0	1	0	0	0	0
2021	Minnesota	17	17	107	71	36	1.0	3.0	1	1	3	54	27	0	10	2	0	0	0
2022	Carolina	15	15	86	53	33	0.0	0.0	3	0	0	0	0	0	6	0	2	30	0
2023	Carolina	14	14	61	39	22	0.0	0.0	1	4	2	-1	2	0	7	0	1	5	0
2024	Carolina	17	17	119	72	47	0.0	0.0	0	2	3	70	33	0	6	0	0	0	0
NFL Totals		123	111	616	404	212	1.0	3.0	7	11	13	183	33	0	47	5	5	44	4

PLAYOFFS

[illegible]

Single-Game Highs

Tackles - 12 at Tampa Bay (12/29/24)
Interceptions - 1 (13 times, last vs. Tampa Bay 12/1/24)
Passes Defensed - 3 (Twice, last vs. Washington 11/22/18)
Forced Fumble - 1 (Five times, last vs. Dallas 10/31/21)
Fumble Recovery - 1 (Five times, last vs. Houston 10/29/23)
Special Teams Tackles - 1 (Five times, last vs. Pittsburgh 12/9/21)

Additional Statistics

Special Teams Fumble Recovery - 1 at San Francisco
(10/22/17)

Playoff Single-Game Highs

Tackles - 8 at L.A. Rams (1/12/19)


70 KEVIN ZEITLER

GUARD • 6'4" • 332 LBS • COLLEGE: WISCONSIN

ACQUIRED: UNRESTRICTED FREE AGENT (DET) - 2025

NFL EXPERIENCE (NFL/TITANS): 14/1 • HOMETOWN: WAUKESHA, WIS.

GAMES PLAYED/GAMES STARTED: 198/197 (PLAYOFFS: 7/7)



PRO BOWL: 2023

PRO: The Titans signed Kevin Zeitler during the 2025 offseason to bring a veteran presence to the interior of the offensive front. The 6-foot-4-inch, 332-pounder entered the NFL as a first-round pick of the Cincinnati Bengals in 2012 and started 71 games at right guard for the club during his first five NFL campaigns. The Wisconsin product joined the Cleveland Browns as a free agent in 2017 and spent two seasons with the team before being traded to the N.Y. Giants during the 2019 offseason. After two campaigns in the Big Apple, Zeitler spent three seasons with the Baltimore Ravens before his one-year stint with the Detroit Lions in 2024.

CAREER HIGHLIGHTS:

- Since entering the NFL in 2012, Zeitler has played more offensive snaps (13,098) than any other offensive lineman in the NFL.
- In 2022, Zeitler started at right guard in 15 games for the Ravens, helping block for the NFL's No. 2 rush offense (160.2 ypg), which produced the league's most rushes of 10-plus yards (88) and most games with 150-plus rushing yards (12).
- In 2021, Zeitler started all 17 games at right guard for the Ravens, blocking for the NFL's sixth-ranked offense (378.8 ypg) and third-best rushing attack (145.8 ypg).
- Zeitler played on Bengals teams that reached the playoffs in four consecutive seasons (2012-15) and won two AFC North titles.

TITANS TIDBITS:

- In 2018, Zeitler finished as runner up on the CBS TV show "NFL's Most Valuable Performer," doing tricks with his rescue dog, Amber.
- Zeitler's brothers, Eric and Matt, played football at Wisconsin Lutheran College.

CAREER TRANSACTIONS:

- The Waukesha, Wis., native was selected by the Cincinnati Bengals in the first round (27th overall) of the 2012 NFL Draft.
- Signed by the Cleveland Browns as an unrestricted free agent on March 9, 2017.
- Traded by the Browns along with a 2019 fifth-round draft pick to the N.Y. Giants for Olivier Vernon and a 2019 fourth-round draft pick on March 13, 2019.
- Released by the Giants on March 10, 2021.
- Signed by the Baltimore Ravens as a free agent on March 14, 2021.
- Signed by the Detroit Lions as an unrestricted free agent on March 19, 2024.
- Signed by the Titans as an unrestricted free agent on March 13, 2025.

SEASON RECAPS:

2024 (16/16, 0/0 - Detroit): Started 16 games at right guard in his first season with the Lions. Was inactive for one contest and the lone postseason matchup.

- Member of a Lions' offense that scored 564 total points and had +222 point differential, both of which led the NFL. Their total points scored were the fourth-most ever in a regular season.
- Opened holes for Jahmyr Gibbs, who led the league with a franchise-record 20 touchdowns.

2023 (15/15, 2/2 - Baltimore): Named to his first career Pro Bowl after

starting at right guard in 15 games and both postseason contests. Was inactive for two contests. Ranked second among all NFL guards with an 82.5 PFF pass-blocking grade. Had a 93.8 percent pass-block win rate according to ESPN, the 10th-highest among all NFL guards.

- Against Detroit (10/22), blocked for Lamar Jackson as he completed 21 of 27 passes for a season-high 357 yards and three touchdowns, while adding 36 rushing yards and a score in the 38-6 win.
- Against Miami (12/31), protected Lamar Jackson allowing him to throw for 321 yards and five touchdowns (158.3 rating) while adding 35 rushing yards on six carries in the No. 1-seed-clinching 56-19 win.

2022 (15/15, 1/1 - Baltimore): Started at right guard in all 15 games in which he appeared, helping block for the NFL's No. 2 rush offense (160.2 ypg), which produced the league's most rushes of 10-plus yards (88) and most games with 150-plus rushing yards (12). Was inactive for two contests. Started at right guard in the postseason matchup.

- Against Miami (9/18), started at right guard, helping Lamar Jackson produce 318 passing yards and 119 rushing yards. Jackson threw three touchdowns and ran for another (79 yards), and he set the NFL record for most career 100-yard rushing games (11) by a quarterback.
- At New England (9/25), started at right guard, blocking on an offensive line that helped Baltimore rush for a season-high 188 yards and a score on 26 carries in the 37-26 win.
- At N.Y. Giants (10/16), helped block for a Ravens rushing attack that gained 211 yards on 24 carries, averaging a single-game franchise record 8.8 yards per attempt.

2021 (17/17 - Baltimore): Started all 17 games at right guard in his first season with the Ravens, blocking for the NFL's sixth-ranked offense (378.8 ypg) and third-best rushing attack (145.8 ypg). Played an NFL-high 1,223 offensive snaps.

- Against Indianapolis (10/11), started at right guard, helping block for a passing attack that produced a single-game franchise-record 437 passing yards in the 31-25 win. Lamar Jackson finished 37 of 43 passing for 442 yards with four touchdowns for a 140.5 passer rating, becoming the first quarterback in NFL history to complete at least 85 percent of his passes in a 400-yard game.
- Against Minnesota (11/7), started at right guard and helped block for an offense that produced 500 yards (253 passing & 247 rushing) and recorded a franchise record in total first downs gained (36) in the 34-31 overtime win.
- Against Pittsburgh (1/9), started at right guard, helping pave the way for a rushing attack that totaled 249 yards and a season-high 6.9 yards per carry average.

2020 (16/16 - N.Y. Giants): Started all 16 games at right guard, helping the Giants average 110.5 rushing yards per game and produce 13 rushing touchdowns.

- At Cincinnati (11/29), helped the Giants tally a season-high 386 net yards, while not surrendering a sack.
- At Seattle (12/6), blocked for a rushing attack that totaled a season-high 190 rushing yards.

2019 (15/15 - N.Y. Giants): Started 15 games at right guard in his first season with the Giants. Was inactive for one contest. Was a member of an offensive line that helped Daniel Jones set a franchise rookie record



with 24 touchdown passes and Saquon Barkley rush for more than 1,000 yards for the second consecutive season.

- At Washington (12/22), started at right guard for the Giants' season-high 552-yard output, which tied for the fifth-most yards in franchise history. It also marked the second time in franchise history the Giants tallied at least 300 passing yards and 200 rushing yards in a single game.

2018 (16/16 - Cleveland): Started all 16 games for the fourth consecutive season, blocking on all of Cleveland's offensive snaps. Part of an offensive front that did not allow a sack in five of the team's final seven games, permitting an NFL-low three sacks during that seven-game stretch.

- At Oakland (9/30), played every offensive snap at right guard, helping the run game total 208 yards and three scores.

- Against Atlanta (11/11), helped Cleveland rush for a season-high 211 yards and a touchdown on 29 carries (7.3 avg), while also not permitting a sack in the victory.

- At Houston (12/2), played in his 100th career game and saw action on every offensive snap for an offensive front that did not surrender a sack for the third-straight contest.

2017 (16/16 - Cleveland): Started all 16 games and played on every offensive snap in his first season with the Browns.

- Against Pittsburgh (9/10), started at right guard and played every offensive snap in his Browns debut.

- At Detroit (11/12), helped block for a rushing attack that totaled a season-high 201 rushing yards and two scores.

2016 (16/16 - Cincinnati): Started all 16 games at right guard for the second consecutive season.

- Against Cleveland (10/23), was a part of an offense that gained 559 yards, including a season-high 271 on the ground.

- Against Washington (10/30), helped the Bengals rush for 152 yards and a season-high three scores.

- At Cleveland (12/11), helped block for a rushing attack that totaled 213 rushing yards.

2015 (16/16, 1/1 - Cincinnati): Started all 16 games and the AFC Wild Card game at right guard. Was a member of an offense that tallied 100-plus rushing yards in 10 games and held opponents without a sack in five games.

- Against Kansas City (10/4), helped block for an offense that registered 321 passing yards and rushed for four touchdowns. The offensive line also did not allow a sack.

2014 (12/12, 1/1 - Cincinnati): Started 12 regular season games and the AFC Wild Card contest at right guard. Was inactive for four games. Contributed to an offensive front that did not allow a sack until Week 4 of the season and finished third in the NFL with just 23 sacks allowed.

- At Cleveland (12/14), helped the rushing attack gain a season-high 244 yards, marking the most rushing yards in a game by the Bengals since 2004.

2013 (12/11, 1/1 - Cincinnati): Played in 12 games with 11 starts at right guard. Was inactive for two games and did not play in two other contests. Started at right guard in the AFC Wild Card game. Helped the Bengals finish tied for sixth in scoring (26.9 ppg) and 10th in the NFL with 368.2 yards per game.

- Against N.Y. Jets (10/27), provided protection for Andy Dalton allowing him to throw for a career-high five touchdowns.

2012 (16/16, 1/1 - Cincinnati): Named to the Pro Football Writer's Association All-Rookie team after starting all 16 games and the postseason contest at right guard in his initial campaign. Helped BenJarvus Green-Ellis eclipse 100 rushing yards four times over a five-game span from Week 11-15.

- Against Oakland (11/25), blocked for a rushing attack that tallied a season-high 221 rushing yards.

COLLEGE:

- Played in 43 career games with 36 starts in four seasons at Wisconsin (2008-11) and helped the Badgers to consecutive Big Ten titles and Rose Bowl berths in his junior and senior campaigns. Based on team film study, did not allow a sack in his collegiate career.

- As a senior (2011), earned consensus first-team All-America honors after starting 14 games at right guard. Was co-winner of team's Tom Wiesner Award given to a Wisconsin-born student-athlete. Named Academic All-Big Ten.

- As a junior (2010), selected honorable mention All-Big Ten after playing in all 13 games with nine starts at right guard. Received Academic All-Big Ten honors and the Badger Power Award for weight room dedication.

- As a sophomore (2009), started all 13 games at right guard.

- As a freshman (2008), appeared in three games on the offensive front.

- Majored in kinesiology at Wisconsin.

PERSONAL:

- Attended Wisconsin Lutheran (Milwaukee) High School, where he started for a team that twice finished with a 13-1 record.

- As a senior, was named Little Ten Conference Linemen of the Year.

- Ranked as the third-best player in Wisconsin and No. 39 offensive lineman in the nation by Rivals.com. Also ranked the fourth-best player in the state and 22nd-best offensive lineman in the nation by Scout.com.

- Was a two-year member of the wrestling team and one-year participant in track & field.

- Member of the National Honor Society.

- Married to Sara and the couple has three daughters, Kaleia Rose, Parker Lou and Livvy Marie.

- Follow Zeitler on X and on Instagram at @kzeit70.

- Born Kevin Zeitler on March 8, 1990 in Waukesha, Wis.

KEVIN ZEITLER'S NFL STATISTICS

REGULAR SEASON

Year	Team	GP	GS
2012	Cincinnati	16	16
2013	Cincinnati	12	11
2014	Cincinnati	12	12
2015	Cincinnati	16	16
2016	Cincinnati	16	16
2017	Cleveland	16	16
2018	Cleveland	16	16
2019	N.Y. Giants	15	15
2020	N.Y. Giants	16	16
2021	Baltimore	17	17
2022	Baltimore	15	15
2023	Baltimore	15	15
2024	Detroit	16	16
NFL Totals		198	197

PLAYOFFS

Year	Team	GP	GS
2012	Cincinnati	1	1
2013	Cincinnati	1	1
2014	Cincinnati	1	1
2015	Cincinnati	1	1
2022	Baltimore	1	1
2023	Baltimore	2	2
NFL Totals		7	7

Starts Breakdown:

2012 - RG 16 (Playoffs - RG 1); 2013 - RG 11 (Playoffs - RG 1); 2014 - RG 12 (Playoffs - RG 1); 2015 - RG 16 (Playoffs - RG 1); 2016 - RG 16; 2017 - RG 16; 2018 - RG 16; 2019 - RG 15; 2020 - RG 16; 2021 - RG 17; 2022 - RG 15 (Playoffs - RG 1); 2023 - RG 15 (Playoffs - RG 2); 2024 - RG 16

Additional Career Statistics

Fumble Recoveries - 2 (2019), 1 (2023), 2 (2024)

Receiving - 1 for -4 yards (2017)



TENNESSEE TITANS

2024 REVIEW



2024-2025 TITANS TRANSACTIONS

2024

January 6

Placed on injured reserve – **WR COLTON DOWELL**

Signed to the active roster from the practice squad – **S MATTHEW JACKSON**

Activated from the practice squad to the active roster standard elevation – **LB TAE CROWDER, DB KENDALL SHEFFIELD**

January 8

Signed to future contracts – **DB SHYHEIM CARTER, DB TAY GOWAN, WR TRE'SHAUN HARRISON, TE THOMAS ODUKOYA, OLB THOMAS RUSH** and **OL LACHAVIOUS SIMMONS**

January 9

Relieved of his duties – **HEAD COACH MIKE VRABEL**

January 24

Hired – **BRIAN CALLAHAN** as the 20th head coach in franchise history

Promoted – **CHAD BRINKER** to President of Football Operations and **RAN CARTHON** to Executive Vice President/General Manager

February 5

Hired as offensive coordinator – **NICK HOLZ**

Hired as defensive coordinator – **DENNARD WILSON**

February 13

Hired as offensive line coach – **BILL CALLAHAN**

Hired as wide receivers coach – **TYKE TOLBERT**

Hired as running backs coach – **RANDY JORDAN**

Hired as quarterbacks coach – **BO HARDEGREE**

Hired as assistant wide receivers coach – **PAYTON McCOLLUM**

Hired as linebackers coach – **FRANK BUSH**

Hired as secondary/safeties coach – **STEVE JACKSON**

Hired as defensive line coach – **TRACY ROCKER**

Hired as outside linebackers coach – **BEN BLOOM**

Hired as assistant to the head coach – **TOM JONES**

Moved to tight ends coach – **JUSTIN OUTTEN**

Moved to offensive assistant – **MATT JONES**

Elevated to assistant defensive line coach/pass rush specialist – **CLINTON McMILLAN**

February 20

Hired as special teams coordinator – **COLT ANDERSON**

Hired as assistant offensive line coach – **SCOTT FUCHS**

Hired as defensive assistant – **STEVE DONATELL**

March 14

Signed as unrestricted free agents – **CB CHIDOBÉ AWUZIE, C LLOYD CUSHENBERRY III, LB KENNETH MURRAY JR., RB TONY POLLARD**

Signed as exclusive rights free agent – **LB JACK GIBBENS**

March 15

Signed as unrestricted free agents – **OL SAAHDIQ CHARLES, WR CALVIN RIDLEY, QB MASON RUDOLPH, WR NICK WESTBROOK-IKHINE**

Terminated vested veteran – **T ANDRE DILLARD**

March 20

Signed as unrestricted free agents – **K NICK FOLK, DL SEBASTIAN JOSEPH-DAY**

March 21

Hired as director of sports performance – **ZAC WOODFIN**

Hired as assistant strength and conditioning – **MARK LOVAT, GRANT THORNE**

Hired as assistant sports performance – speed training – **JOHN SHAW**

April 1

Traded – a 2024 seventh-round pick (221st overall) and a 2025 third-round pick to the Kansas City Chiefs for **CB L'JARIUS SNEED** and a 2024 seventh-round pick (252nd overall)

April 12

Traded – a 2024 seventh-round pick (227th overall) to the Cleveland

Browns for **T LEROY WATSON IV**

April 25

Drafted – **T JC LATHAM** (first round, 7th overall)

April 26

Drafted – **DT T'VONDRE SWEAT** (second round, 38th overall)

April 27

Drafted – **LB CEDRIC GRAY** (fourth round, 106th overall), **CB JARVIS BROWNLEE JR.** (fifth round, 146th overall), **WR JHA'QUAN JACKSON** (sixth round, 182nd overall), **LB JAMES WILLIAMS** (seventh round, 242nd overall), **OLB JAYLEN HARRELL** (seventh round, 252nd overall)

May 6

Signed as free agent – **DT MARLON DAVIDSON**

May 7

Waived – **DT SHAKEL BROWN**

May 10

Signed – fifth-round choice **CB JARVIS BROWNLEE JR.**, sixth-round choice **WR JHA'QUAN JACKSON**, seventh-round choice **LB JAMES WILLIAMS** and seventh-round choice **OLB JAYLEN HARRELL**

Signed undrafted free agents – **T BRIAN DOOLEY, OLB KHALID DUKE, S KEATON ELLIS, C X'ZAUVEA GADLIN, CB ROD GATTISON, DL ISAIAH ITON, CB ROBERT JAVIER, CB GABE JEUDY-LALLY, RB DILLON JOHNSON, TE DAVID MARTIN-ROBINSON, K BRAYDEN NARVESON, WR BRYCE OLIVER, WR SAM SCHNEE, RB JABARI SMALL, G CODY SPENCER** and **TE STEVEN STILIANOS**

May 11

Signed – first-round choice **T JC LATHAM**

May 13

Waived – **CB ROD GATTISON**

Signed as free agent – **TE NICK VANNETT**

May 14

Signed as free agent – **WR TYLER BOYD**

May 29

Signed – fourth-round choice **LB CEDRIC GRAY**

June 5

Signed – second-round choice **DT T'VONDRE SWEAT**

June 12

Signed as free agent – **T GERON CHRISTIAN SR.**

June 13

Waived with injury waiver – **C X'ZAUVEA GADLIN**

July 11

Signed as free agent – **S JAMAL ADAMS**

July 23

Declared physically unable to perform – **WR COLTON DOWELL, T NICHOLAS PETIT-FRERE**

July 25

Waived – **RB DILLON JOHNSON**

Signed as free agent – **C/G COREY LEVIN, OLB SHANE RAY**

August 2

Passed physical – **T NICHOLAS PETIT-FRERE**

August 6

Placed on reserve/retired – **OL SAAHDIQ CHARLES**

Signed as free agent – **S QUANDRE DIGGS**

August 16

Placed on injured reserve – **DT MARLON DAVIDSON**

Signed as free agent – **DL ABDULLAH ANDERSON**

August 20

Placed on injured reserve – **LB GARRET WALLOW**

Signed as free agent – **LB MIKEL JONES**

August 26

Waived injured – **LB JOJO DOMANN, WR TRE'SHAUN HARRISON**



2024-2025 TITANS TRANSACTIONS

Waived – **T BRIAN DOOLEY**, **CB TAY GOWAN**, **LB MIKEL JONES**, **OLB THOMAS RUSH**, **WR SAM SCHNEE**, **TE STEVEN STILIANOS**, **P TY ZENTNER**

August 27

Traded – **QB MALIK WILLIS** to the Green Bay Packers for a 2025 seventh-round pick

Terminated vested veterans – **DL ABDULLAH ANDERSON**, **T GERON CHRISTIAN SR.**, **C/G COREY LEVIN**, **OLB SHANE RAY**

Waived injured – **WR KYLE PHILIPS**, **OL LACHAVIOUS SIMMONS**

Waived – **CB TRE AVERY**, **DL QUINTON BOHANNA**, **DB SHYHEIM CARTER**, **OLB KHALID DUKE**, **S KEATON ELLIS**, **CB CALEB FARLEY**, **DB ERIC GARROR**, **RB HASSAN HASKINS**, **DL ISAIAH ITON**, **WR KEARIS JACKSON**, **S MATTHEW JACKSON**, **CB ROBERT JAVIER**, **CB GABE JEUDY-LALLY**, **CB ANTHONY KENDALL**, **WR MASON KINSEY**, **K BRAYDEN NARVESON**, **WR BRYCE OLIVER**, **RB JABARI SMALL**, **G COLE SPENCER**, **T LEROY WATSON IV**

Placed on injured reserve – **LB CHANCE CAMPBELL**, **DE TK McLENDON JR.**

Placed on reserve/physically unable to perform – **WR COLTON DOWELL**

August 28

Traded – a 2026 fifth-round pick to the Los Angeles Rams for **LB ERNEST JONES IV** and a conditional 2026 sixth-round pick

Claimed – **OLB ALI GAYE** off waivers from the Houston Texans

Claimed – **DB JULIUS WOOD** off waivers from the Dallas Cowboys

Terminated vested veteran – **TE NICK VANNETT**

Waived – **OLB RASHAD WEAVER**

Signed to the practice squad – **DL ABDULLAH ANDERSON**, **CB TRE AVERY**, **OLB KHALID DUKE**, **DL ISAIAH ITON**, **CB GABE JEUDY-LALLY**, **CB ANTHONY KENDALL**, **WR MASON KINSEY**, **C/G COREY LEVIN**, **WR BRYCE OLIVER**, **RB JABARI SMALL**, **G COLE SPENCER**, **T LEROY WATSON IV**

August 29

Traded – **DB ELIJAH MOLDEN** to the Los Angeles Chargers for a 2026 seventh-round pick

Signed as free agent – **TE NICK VANNETT**

Signed to the practice squad – **DL JAMES LYNCH**

Placed on injured reserve – **LB CEDRIC GRAY**

Waived with an injury settlement – **WR KYLE PHILIPS**

Claimed – **CB DARRELL BAKER JR.** off waivers from the Indianapolis Colts

September 2

Signed to the practice squad – **DB KENDELL BROOKS**

September 3

Terminated vested veteran – **LB LUKE GIFFORD**

Waived with an injury settlement – **WR TRE'SHAUN HARRISON**

September 4

Signed to the practice squad – **LB LUKE GIFFORD**

Waived with an injury settlement – **OL LACHAVIOUS SIMMONS**

September 5

Waived with an injury settlement – **LB JOJO DOMANN**

September 7

Activated from the practice squad to the active roster standard elevation – **LB LUKE GIFFORD**, **DL JAMES LYNCH**

September 10

Signed to the practice squad – **WR TAY MARTIN**

September 11

Signed to the active roster from the practice squad – **DL JAMES LYNCH**

Signed to the practice squad – **LB KYRON JOHNSON**

September 14

Activated from the practice squad to the active roster standard elevation –

LB LUKE GIFFORD

September 21

Activated from the practice squad to the active roster standard elevation – **LB LUKE GIFFORD**, **RB JABARI SMALL**

September 27

Placed on injured reserve – **CB CHIDOBÉ AWUZIE**

Signed to the active roster from the practice squad – **LB LUKE GIFFORD**

Signed to the practice squad – **DL McTELVIN AGIM**

September 30

Activated from the practice squad to the active roster standard elevation – **DL ABDULLAH ANDERSON**, **CB TRE AVERY**

October 7

Designated to return to practice – **LB CEDRIC GRAY**

October 8

Waived – **T JOHN OJUKWU**

October 9

Signed to the active roster from the practice squad – **T LEROY WATSON IV**

Signed to the practice squad – **QB TREVOR SIEMIAN**

October 10

Released from the practice squad – **CB ANTHONY KENDALL**

Signed to the practice squad – **T JOHN OJUKWU**

October 12

Placed on reserve/non-football injury – **S JAMAL ADAMS**

Activated from the practice squad to the active roster standard elevation – **DL ABDULLAH ANDERSON**, **CB TRE AVERY**

October 15

Signed to the active roster from the practice squad – **CB TRE AVERY**

Signed to the practice squad – **RB JOSHUA KELLEY**

October 17

Terminated vested veteran, non-injury settlement – **S JAMAL ADAMS**

October 19

Placed on injured reserve – **WR TREY LON BURKS**

Signed to the active roster from the practice squad – **DL ABDULLAH ANDERSON**

Activated from the practice squad to the active roster standard elevation – **CB GABE JEUDY-LALLY**, **QB TREVOR SIEMIAN**

October 22

Signed to the practice squad – **T ISAIAH PRINCE**

October 24

Traded – **WR DeANDRE HOPKINS** to the Kansas City Chiefs for a 2025 conditional fifth-round pick

Traded – **LB ERNEST JONES IV** to the Seattle Seahawks for **LB JEROME BAKER** and a 2025 fourth-round pick

October 26

Waived – **OLB CALEB MURPHY**

Placed on injured reserve – **OL JAE LYN DUNCAN**

Signed to the active roster from the practice squad – **CB GABE JEUDY-LALLY**, **WR MASON KINSEY**, **T JOHN OJUKWU**

Activated from the practice squad to the active roster standard elevation – **RB JOSHUA KELLEY**, **QB TREVOR SIEMIAN**

October 28

Waived – **DL ABDULLAH ANDERSON**

Activated from injured reserve to the active roster – **LB CEDRIC GRAY**

October 29

Waived – **WR MASON KINSEY**

Released from the practice squad – **G COLE SPENCER**

Signed to the practice squad – **DL ABDULLAH ANDERSON**, **DB JUSTIN**



2024-2025 TITANS TRANSACTIONS

HARDEE SR., G ARLINGTON HAMBRIGHT

October 31

Signed to the practice squad – **WR MASON KINSEY**

November 2

Waived – **TE THOMAS ODUKOYA**

Placed on injured reserve – **OL ANDREW RUPCICH**

Signed to the active roster from the practice squad – **DB JUSTIN HARDEE SR., RB JOSHUA KELLEY, WR BRYCE OLIVER**

Activated from the practice squad to the active roster standard elevation – **C/G COREY LEVIN, QB TREVOR SIEMIAN**

November 5

Signed to the practice squad – **TE THOMAS ODUKOYA, S GERVARRIUS OWENS, G COLE SPENCER, DB DARYL WORLEY**

November 6

Placed on injured reserve – **C LLOYD CUSHENBERRY III, S QUANDRE DIGGS**

Signed as a free agent – **S MIKE EDWARDS**

November 9

Activated from the practice squad to the active roster standard elevation – **C/G COREY LEVIN, DB DARYL WORLEY**

November 12

Claimed – **G LOGAN BRUSS** off waivers from the Los Angeles Rams

Released from the practice squad – **G COLE SPENCER**

Signed to the practice squad – **T CHANDLER BREWER**

November 13

Waived – **S MIKE EDWARDS**

November 16

Signed to the active roster from the practice squad – **C/G COREY LEVIN**

Activated from the practice squad to the active roster standard elevation – **T ISAAH PRINCE, DB DARYL WORLEY**

November 24

Placed on injured reserve – **LB JACK GIBBENS, CB L'JARIUS SNEED**

Activated from the practice squad to the active roster standard elevation – **DB DARYL WORLEY**

November 26

Signed to the practice squad – **WR STANLEY MORGAN JR.**

November 27

Designated to return to practice – **CB CHIDOBE AWUZIE**

November 29

Signed to the active roster from the practice squad – **DB DARYL WORLEY**

December 3

Placed on reserve/suspended by Commissioner – **DB JULIUS WOOD**

December 4

Designated to return to practice – **OL JAELYN DUNCAN**

December 7

Placed on injured reserve – **G LOGAN BRUSS**

Activated from injured reserve to the active roster – **CB CHIDOBE AWUZIE**

Signed to the active roster from the practice squad – **DB KENDELL BROOKS, WR MASON KINSEY**

Activated from the practice squad to the active roster standard elevation – **G ARLINGTON HAMBRIGHT, TE THOMAS ODUKOYA**

December 10

Waived with injury waiver – **T LEROY WATSON IV**

Signed to the practice squad – **LB CURTIS BOLTON III, T KELLEN DIESCH, K BRAYDEN NARVESON**

December 14

Activated from the practice squad to the active roster standard elevation – **G ARLINGTON HAMBRIGHT, TE THOMAS ODUKOYA**

December 16

Designated to return to practice – **WR COLTON DOWELL**

December 21

Signed to the active roster from the practice squad – **K BRAYDEN NARVESON**

Activated from the practice squad to the active roster standard elevation – **OLB KHALID DUKE, G ARLINGTON HAMBRIGHT**

December 23

Waived – **K BRAYDEN NARVESON**

Activated from injured reserve to the active roster – **OL JAELYN DUNCAN**

December 24

Signed to the practice squad – **LB RAEKWON McMILLAN**

December 25

Placed on injured reserve – **LB KENNETH MURRAY JR.**

Claimed – **LB DAVID LONG JR.** off waivers from the Detroit Lions

December 26

Released with failed physical – **LB DAVID LONG JR.**

Released from the practice squad – **T KELLEN DIESCH**

Signed to the practice squad – **K MATTHEW WRIGHT**

December 28

Waived – **CB TRE AVERY, CB GABE JEUDY-LALLY**

Signed to the active roster from the practice squad – **G ARLINGTON HAMBRIGHT, LB RAEKWON McMILLAN, K MATTHEW WRIGHT**

Activated from the practice squad to the active roster standard elevation – **T CHANDLER BREWER, S GERVARRIUS OWENS**

December 30

Waived – **K MATTHEW WRIGHT**

December 31

Signed to the practice squad – **CB GABE JEUDY-LALLY**

2025

January 1

Signed to the practice squad – **K MATTHEW WRIGHT**

January 4

Placed on injured reserve – **LB OTIS REESE IV**

Signed to the active roster from the practice squad – **OLB KHALID DUKE, WR TAY MARTIN**

Activated from the practice squad to the active roster standard elevation – **S GERVARRIUS OWENS, K MATTHEW WRIGHT**

January 6

Signed to future contracts – **DL McTELVIN AGIM, DL ABDULLAH ANDERSON, LB CURTIS BOLTON III, T CHANDLER BREWER, DL ISAAH ITON, CB GABE JEUDY-LALLY, LB KYRON JOHNSON, WR STANLEY MORGAN JR., TE THOMAS ODUKOYA, S GERVARRIUS OWENS, T ISAAH PRINCE, RB JABARI SMALL**

January 7

Relieved of his duties – **EXECUTIVE VICE PRESIDENT/GENERAL MANAGER RAN CARTHON**

January 17

Hired – **MIKE BORGONZI** as the franchise's 15th general manager

January 27

Relieved of his duties – special teams coordinator **COLT ANDERSON**

Hired as special teams coordinator – **JOHN FASSEL**

Hired as defensive passing game coordinator/cornerbacks – **TONY ODEN**

Hired as assistant special teams coach – **RAYNA STEWART**

Promoted – **LUKE STOCKER** to tight ends coach

February 4

Hired as defensive run game coordinator – **TRAVIS SMITH**

Promoted – **LORI LOCUST** to defensive assistant



2024-2025 TITANS TRANSACTIONS

Promoted – **PAYTON McCOLLUM** to assistant quarterbacks coach

March 6

Hired as senior offensive assistant – **MIKE McCOY**

Hired as defensive assistant – **DYLAN AUTENRIETH**

March 7

Terminated vested veteran – **OLB HAROLD LANDRY III**

March 12

Terminated vested veteran from reserve/retired list – **OL SAAHQDIQ**

March 13

Signed as unrestricted free agents – **LB CODY BARTON**, **OL BLAKE HANCE**, **P JOHNNY HEKKER**, **DE SEBASTIAN JOSEPH-DAY**, **T DAN MOORE JR.** and **G KEVIN ZEITLER**

March 14

Traded – **LB KENNETH MURRAY JR.** and a 2025 seventh-round pick to the Dallas Cowboys for a 2025 sixth-round pick

Signed as unrestricted free agents – **QB BRANDON ALLEN**, **WR VAN JEFFERSON**, **C/G COREY LEVIN** and **S XAVIER WOODS**

Signed free agent – **OLB DRE'MONT JONES**

March 15

Terminated vested veteran – **CB CHIDOBÉ AWUZIE**

March 19

Signed free agent – **RB JULIUS CHESTNUT**

March 21

Signed as unrestricted free agent – **OLB LORENZO CARTER**

March 24

Signed as unrestricted free agent – **K JOEY SLYE**

Claimed – **LB CURTIS JACOBS** off waivers from the New England Patriots

March 26

Signed as unrestricted free agents – **QB TIM BOYLE**, **WR JAMES PROCHE II**

April 1

Signed as unrestricted free agent – **DB JUSTIN HARDEE SR.**

April 16

Terminated vested veterans – **LB CURTIS BOLTON III**, **WR STANLEY MORGAN JR.**

Waived – **DL McTELVIN AGIM**, **DL ISAIAH ITON**, **S GERVARRIUS OWENS**

Waived failed physical – **G LOGAN BRUSS**

April 17

Waived – **T NICHOLAS PETIT-FRERE**

Signed as unrestricted free agents – **OL BRENDEN JAIMES**, **OL SAM MUSTIPHER**, **OL OLISAEMEKA UDOH**

April 18

Terminated vested veteran non-football injury – **DB JUSTIN HARDEE SR.**

Waived non-football injury – **OLB KHALID DUKE**

April 24

Drafted – **QB CAMERON WARD** (first round, 1st overall)

April 25

Traded a 2025 second-round pick (35th overall) to the Seattle Seahawks for their 2025 second-round pick (52nd overall) and their 2025 third-round pick (82nd overall)

Drafted – **OLB OLUWAFEMI OLADEJO** (second round, 52nd overall), **S KEVIN WINSTON JR.** (third round, 82nd overall)

April 26

Traded a 2025 fifth-round pick (141st overall) and a 2025 sixth-round pick (178th overall) to the Baltimore Ravens for their 2025 fourth-round pick (136th overall) and their 2025 sixth-round pick (183rd overall)

Drafted – **WR CHIMERE DIKE** (fourth round, 103rd overall), **TE GUNNAR HELM** (fourth round, 120th overall), **WR ELIC AYOMANOR** (fourth round, 136th overall), **G JACKSON SLATER** (fifth round, 167th overall), **CB MARCUS HARRIS** (sixth round, 183rd overall), **RB KALEL MULLINGS** (sixth round, 188th overall)

April 28

Signed free agent – **WR TYLER LOCKETT**

April 29

Terminated vested veterans – **G ARLINGTON HAMBRIGHT**, **T ISAIAH PRINCE**

Claimed – **OLB TITUS LEO** off waivers from the New England Patriots

Claimed – **S MARK PERRY** off waivers from the New England Patriots

May 7

Waived injured – **LB KYRON JOHNSON**, **WR TAY MARTIN**

Signed free agent – **DL JAMES LYNCH**

May 9

Signed third-round choice **S KEVIN WINSTON JR.**, fourth-round choice **WR ELIC AYOMANOR**, fifth-round choice **G JACKSON SLATER**, sixth-round choice **CB MARCUS HARRIS** and sixth-round choice **RB KALEL MULLINGS**

Signed undrafted free agents – **RB MICAH BERNARD**, **DT PHILIP BLIDI**, **T BRANDON CRENSHAW-DICKSON**, **OLB DESMOND EVANS**, **LB DAVID GBENDA**, **CB JERMARI HARRIS**, **CB GARNETT HOLLIS JR.**, **DT CAM HORSLEY**, **CB JALEN KIMBER**, **CB VIRGIL LEMONS**, **CB CLARENCE LEWIS**, **DT DEVONTE O'MALLEY**, **NT ISAIAH RAIKES**, **WR XAVIER RESTREPO**, **CB DAVION ROSS**, **S JERRIN THOMPSON**

May 12

Signed – fourth-round choice **TE GUNNAR HELM**

Waived – **CB VIRGIL LEMONS**, **S JERRIN THOMPSON**

Signed free agents – **TE DRAKE DABNEY**, **WR TJ SHEFFIELD**

Waived with an injury settlement – **LB KYRON JOHNSON**, **WR TAY MARTIN**

May 13

Terminated vested veteran – **DL ABDULLAH ANDERSON**

Waived – **CB GARNETT HOLLIS JR.**

Signed free agents – **CB AMANI ORUWARIYE**, **DL CARLOS WATKINS**

Claimed – **LB AMARI BURNEY** off waivers from the Las Vegas Raiders

May 14

Waived – **RB JABARI SMALL**

Claimed – **LB ANFERNEE ORJI** off waivers from the New Orleans Saints

May 21

Signed – first-round choice **QB CAMERON WARD**

June 2

Waived – **RB MICAH BERNARD**

Signed free agent – **RB TYRION DAVIS-PRICE**

June 6

Signed – fourth-round choice **WR CHIMERE DIKE**

July 17

Waived – **RB TYRION DAVIS-PRICE**

Signed free agent – **RB JORDAN MIMS**

July 22

Signed – second-round choice **OLB OLUWAFEMI OLADEJO**

Declared physically unable to perform – **C LLOYD CUSHENBERRY III**, **CB L'JARIUS SNEED**

Placed on reserve/retired – **OLB LORENZO CARTER**

July 23

Placed on injured reserve – **QB WILL LEVIS**

Signed free agents – **DT TIMMY HORNE**, **RB JERMAR JEFFERSON**



2024 TENNESSEE TITANS REGULAR SEASON PARTICIPATION CHART

Player	9/8	9/15	9/22	9/30	10/13	10/20	10/27	11/3	11/10	11/17	11/24	12/1	12/8	12/15	12/22	12/29	1/5	Season Totals			
	@CHI	NYJ	GB	@MIA	IND	@BUF	@DET	NE	@LAC	MIN	@HOU	@WAS	JAX	CIN	IND	@JAX	HOU	GP	GS	DNP	IA
Adams, Jamal	IA	P	S	P	NFI	X	X	X	X	X	X	X	X	X	X	X	X	3	1	0	1
Agim, McTelvin	X	X	X	PS	PS	PS	PS	PS	PS	PS	PS	PS	PS	PS	PS	PS	PS	0	0	0	0
Anderson, Abdullah	PS	PS	PS	P	P	P	P	PS	PS	PS	PS	PS	PS	PS	PS	PS	PS	4	0	0	0
Avery, Tre	PS	PS	PS	P	P	P	P	IA	P	P	P	P	P	IA	IA	X	X	9	0	0	3
Awuzie, Chidobe	CB	CB	CB	IR	IR	IR	IR	IR	IR	IR	IR	IR	CB	CB	CB	P	CB	8	7	0	0
Baker, Darrell	P	P	P	P	P	CB	CB	CB	CB	CB	CB	CB	CB	P	P	CB	P	17	9	0	0
Baker, Jerome	X	X	X	X	X	X	IA	DNP	DNP	P	ILB	ILB	IA	IA	IA	LB	P	5	3	2	4
Bolton, Curtis	X	X	X	X	X	X	X	X	X	X	X	X	X	PS	PS	PS	PS	0	0	0	0
Boyd, Tyler	WR	WR	P	WR	WR	P	P	P	WR	WR	WR	WR	P	P	P	P	IA	16	8	0	1
Brewer, Chandler	X	X	X	X	X	X	X	X	X	PS	PS	PS	PS	PS	PS	P	PS	1	0	0	0
Brooks, Kendall	PS	PS	PS	PS	PS	PS	PS	PS	PS	PS	PS	PS	P	P	P	P	P	17	14	0	0
Brown, Mike	P	P	P	P	P	P	P	P	S	S	S	P	P	P	P	P	S	17	4	0	0
Brownlee, Jarvis	P	P	P	CB	CB	CB	CB	CB	CB	CB	CB	CB	CB	CB	CB	CB	CB	17	14	0	0
Brunskill, Daniel	P	P	P	P	P	P	P	RG	C	C	C	C	C	C	C	RG	C	17	10	0	0
Bruss, Logan	X	X	X	X	X	X	X	X	X	P	P	P	IR	IR	IR	IR	IR	3	0	0	0
Burks, Treyton	P	P	WR	WR	P	IR	IR	IR	IR	IR	IR	IR	IR	IR	IR	IR	IR	5	2	0	0
Campbell, Chance	IR	IR	IR	IR	IR	IR	IR	IR	IR	IR	IR	IR	IR	IR	IR	IR	IR	0	0	0	0
Chestnut, Julius	P	P	P	P	P	P	P	P	P	P	P	P	P	P	P	P	P	17	0	0	0
Coburn, Keondre	P	P	P	DL	IA	IA	P	P	P	P	P	P	P	P	P	P	P	15	1	0	2
Cox, Morgan	P	P	P	P	P	P	P	P	P	P	P	P	P	P	P	P	P	17	0	0	0
Cushenberry, Lloyd	C	C	C	C	C	C	C	C	IR	IR	IR	IR	IR	IR	IR	IR	IR	8	8	0	0
Davidson, Marlon	IR	IR	IR	IR	IR	IR	IR	IR	IR	IR	IR	IR	IR	IR	IR	IR	IR	0	0	0	0
Diesch, Kellen	X	X	X	X	X	X	X	X	X	X	X	X	X	PS	PS	X	X	0	0	0	0
Diggs, Quandre	S	S	S	S	S	S	S	S	IR	IR	IR	IR	IR	IR	IR	IR	IR	8	8	0	0
Dowell, Colton	PUP	PUP	PUP	PUP	PUP	PUP	PUP	PUP	PUP	PUP	PUP	PUP	PUP	PUP	PUP	PUP	PUP	0	0	0	0
Duke, Khalid	PS	PS	PS	PS	PS	PS	PS	PS	PS	PS	PS	PS	PS	PS	P	PS	P	2	0	0	0
Duncan, Jaelyn	P	P	TE	IA	IA	RT	IR	IR	IR	IR	IR	IR	IR	IR	IR	RT	IA	5	3	0	3
Edwards, Mike	X	X	X	X	X	X	X	X	IA	X	X	X	X	X	X	X	X	0	0	0	1
Folk, Nick	P	P	P	P	P	P	P	P	P	P	P	P	P	P	IA	IA	IA	14	0	0	3
Gaye, Ali	IA	P	P	IA	P	P	P	P	P	P	P	P	P	P	P	P	P	15	0	0	2
Gibbens, Jack	ILB	P	P	P	P	P	LB	LB	LB	LB	IR	IR	IR	IR	IR	IR	IR	10	5	0	0
Gifford, Luke	P	P	P	P	P	P	P	P	P	P	P	P	LB	LB	IA	LB	LB	16	4	0	1
Gray, Cedric	IR	IR	IR	IR	IR	IR	IR	IA	IA	IA	P	P	P	P	P	P	P	7	0	0	3
Hambright, Arlington	X	X	X	X	X	X	X	PS	PS	PS	PS	PS	P	P	P	P	P	5	0	0	0
Hardee, Justin	X	X	X	X	X	X	X	P	P	IA	P	P	P	P	P	P	P	9	0	0	1
Harrell, Jaylen	P	P	P	P	P	P	P	P	P	P	P	P	P	P	P	P	P	17	0	0	0
Hooker, Amani	S	S	S	S	S	S	S	S	S	S	DNP	S	S	S	S	IA	IA	14	14	1	2
Hopkins, DeAndre	WR	WR	P	P	P	WR	X	X	X	X	X	X	X	X	X	X	X	6	3	0	0
Iton, Isaiah	PS	PS	PS	PS	PS	PS	PS	PS	PS	PS	PS	PS	PS	PS	PS	PS	PS	0	0	0	0
Jackson, Jha'Quan	P	P	P	P	P	P	P	P	P	P	P	P	IA	IA	IA	IA	IA	12	0	0	5
Jeudy-Lally, Gabe	PS	PS	PS	PS	PS	P	P	P	IA	DNP	IA	IA	IA	P	IA	X	PS	4	0	1	5
Johnson, Kyron	X	PS	PS	PS	PS	PS	PS	PS	PS	PS	PS	PS	PS	PS	PS	PS	PS	0	0	0	0
Jones, Ernest	P	LB	LB	ILB	ILB	ILB	X	X	X	X	X	X	X	X	X	X	X	6	5	0	0
Joseph-Day, Sebastian	DE	DE	P	DE	P	DE	DE	DE	P	DE	DE	P	P	DE	DE	DE	DE	17	12	0	0
Kelley, Josh	X	X	X	X	X	PS	DNP	P	IA	IA	P	IA	IA	IA	IA	DNP	P	3	0	2	6
Kendall, Anthony	PS	PS	PS	PS	X	X	X	X	X	X	X	X	X	X	X	X	X	0	0	0	0
Key, Arden	OLB	OLB	OLB	OLB	OLB	P	OLB	OLB	OLB	OLB	OLB	OLB	OLB	OLB	OLB	OLB	IA	16	15	0	1
Kinsey, Mason	PS	PS	PS	PS	PS	PS	P	PS	PS	PS	PS	PS	P	P	P	P	P	6	0	0	0
Landry, Harold	OLB	OLB	OLB	OLB	OLB	OLB	OLB	OLB	OLB	OLB	OLB	OLB	OLB	OLB	OLB	OLB	OLB	17	17	0	0
Latham, JC	LT	LT	LT	LT	LT	LT	LT	LT	LT	LT	LT	LT	LT	LT	LT	LT	LT	17	17	0	0
Levin, Corey	PS	PS	PS	PS	PS	PS	PS	P	P	P	P	P	P	P	P	C	P	10	1	0	0
Levis, Will	QB	QB	QB	QB	QB	IA	IA	IA	QB	QB	QB	QB	QB	QB	DNP	DNP	QB	12	12	2	3
Lynch, James	P	P	P	P	P	P	P	P	P	P	P	P	P	P	P	P	P	17	0	0	0
Martin, Tay	X	PS	PS	PS	PS	PS	PS	PS	PS	PS	PS	PS	PS	PS	PS	PS	P	1	0	0	0
Martin-Robinson, David	IA	IA	IA	IA	IA	IA	IA	IA	IA	IA	IA	IA	P	P	P	TE	TE	5	2	0	12
McCreary, Roger	P	P	P	P	CB	CB	P	CB	CB	P	P	CB	IA	IA	P	CB	CB	15	7	0	2



2024 TENNESSEE TITANS REGULAR SEASON PARTICIPATION CHART

Player	9/8	9/15	9/22	9/30	10/13	10/20	10/27	11/3	11/10	11/17	11/24	12/1	12/8	12/15	12/22	12/29	1/5	Season Totals			
	@CHI	NYJ	GB	@MIA	IND	@BUF	@DET	NE	@LAC	MIN	@HOU	@WAS	JAX	CIN	IND	@JAX	HOU	GP	GS	DNP	IA
McLendon Jr., TK	IR	IR	IR	IR	IR	IR	IR	IR	IR	IR	IR	IR	IR	IR	IR	IR	IR	0	0	0	0
McMillan, Raekwon	X	X	X	X	X	X	X	X	X	X	X	X	X	X	X	P	P	2	0	0	0
Morgan, Stanley	X	X	X	X	X	X	X	X	X	X	X	PS	PS	PS	PS	PS	PS	0	0	0	0
Murphy, Caleb	P	IA	IA	P	IA	IA	X	X	X	X	X	X	X	X	X	X	X	2	0	0	4
Murray, Kenneth	ILB	ILB	ILB	ILB	ILB	ILB	ILB	ILB	ILB	ILB	ILB	ILB	IA	LB	LB	IR	IR	14	14	0	1
Narveson, Brayden	X	X	X	X	X	X	X	X	X	X	X	X	X	PS	P	X	X	1	0	0	0
Odukoya, Thomas	PS	PS	PS	PS	PS	PS	PS	PS	PS	PS	PS	PS	PS	PS	PS	PS	PS	0	0	0	0
Ojukwu, John	IA	IA	IA	P	PS	PS	P	P	P	IA	P	P	TE	TE	TE	P	RT	11	4	0	4
Okonkwo, Chig	TE	TE	P	TE	P	P	P	TE	P	TE	TE	P	TE	TE	TE	TE	TE	17	11	0	0
Oliver, Bryce	PS	PS	PS	PS	PS	PS	PS	WR	P	P	P	P	P	P	P	P	P	10	1	0	0
Owens, Gervarrius	X	X	X	X	X	X	X	X	PS	PS	PS	PS	PS	PS	PS	P	P	2	0	0	0
Petit-Frere, Nicholas	RT	RT	RT	RT	P	P	IA	P	P	RT	RT	RT	RT	RT	RT	IA	P	15	10	0	2
Pollard, Tony	RB	RB	RB	RB	RB	RB	RB	RB	RB	RB	RB	RB	RB	RB	RB	IA	RB	16	16	0	1
Prince, Isaiah	X	X	X	X	X	X	PS	PS	PS	P	PS	PS	PS	PS	PS	PS	PS	1	0	0	0
Radunz, Dillon	RG	RG	RG	RG	RG	RG	RG	IA	RG	RG	RG	RG	RG	RG	RG	IA	RG	15	15	0	2
Rader, Kevin	PS	PS	PS	P	P	P	P	P	P	P	P	P	P	P	P	P	P	14	0	0	0
Radunz, Dillon	IA	P	LG	LG	P	P	P	P	RG	LT	RT	RT	RT	RT	RT	RT	RT	16	11	0	1
Reese, Otis	P	P	X	PS	PS	PS	PS	PS	IR	PS	PS	PS	P	P	LB	LB	LB	7	3	0	0
Ridley, Calvin	WR	WR	P	WR	WR	WR	WR	WR	WR	WR	WR	WR	P	P	WR	WR	WR	17	14	0	0
Rudolph, Mason	DNP	DNP	DNP	P	DNP	QB	QB	QB	DNP	DNP	DNP	DNP	DNP	P	QB	QB	P	8	5	9	0
Rupcich, Andrew	P	P	P	P	P	P	P	IR	IR	IR	IR	IR	IR	IR	IR	IR	IR	7	0	0	0
Siemian, Trevor	X	X	X	X	PS	DNP	DNP	DNP	PS	PS	PS	PS	PS	PS	PS	PS	PS	0	0	3	0
Simmons, Jeffery	DT	DT	DT	IA	DT	DT	DT	DT	DT	DT	DT	DT	DT	DT	DT	DT	DT	16	16	0	1
Skoronski, Peter	LG	LG	LG	LG	LG	LG	LG	LG	LG	LG	LG	LG	LG	LG	LG	LG	LG	17	17	0	0
Small, Jabari	PS	PS	IA	PS	PS	PS	PS	PS	PS	PS	PS	PS	PS	PS	PS	PS	PS	0	0	0	1
Sneed, L'Jarius	CB	CB	CB	CB	CB	IA	IA	IA	IA	IA	IR	IR	IR	IR	IR	IR	IR	5	5	0	5
Spears, Tyjae	P	P	P	P	P	IA	IA	IA	P	P	IA	P	P	P	P	RB	IA	12	1	0	5
Spencer, Cole	PS	PS	PS	PS	PS	PS	PS	X	PS	X	X	X	X	X	X	X	X	0	0	0	0
Stonehouse, Ryan	P	P	P	P	P	P	P	P	P	P	P	P	P	P	P	P	P	17	0	0	0
Sweat, T'Vondre	NT	NT	NT	NT	NT	NT	NT	P	NT	NT	NT	NT	NT	NT	NT	NT	NT	17	16	0	0
Vannett, Nick	P	P	TE	P	TE	TE	TE	P	TE	TE	P	TE	TE	TE	TE	P	P	17	10	0	0
Wallow, Garret	IR	IR	IR	IR	IR	IR	IR	IR	IR	IR	IR	IR	IR	IR	IR	IR	IR	0	0	0	0
Waston IV, Leroy	PS	PS	PS	PS	RT	IA	RT	RT	RT	IA	IA	IA	IA	X	X	X	X	4	4	0	5
Westbrook-Ikhine, Nick	P	P	P	P	P	P	WR	WR	WR	P	WR	WR	WR	WR	P	WR	WR	17	9	0	0
Whyte, Josh	P	P	TE	P	TE	TE	TE	P	P	P	P	P	P	P	P	P	P	17	4	0	0
Williams, James	P	IA	IA	IA	IA	P	P	P	P	P	P	P	P	P	P	P	LB	13	1	0	4
Wood, Julius	P	IA	IA	IA	P	P	P	P	P	P	P	P	SUS	SUS	SUS	SUS	SUS	9	0	0	3
Worley, Daryl	X	X	X	X	X	X	X	X	P	P	S	S	S	S	S	S	S	9	7	0	0
Wright, Matthew	X	X	X	X	X	X	X	X	X	X	X	X	X	X	X	P	P	2	0	0	0

Starters indicated by position (QB, RB, ILB, etc.); P = played but did not start; DNP = active but did not play; IA = inactive for game; PS = practice squad; PS-I = practice squad injured; P/SUS = practice squad/suspended; X = not on roster; IR = injured reserve; SUS = reserve/suspended; NFI = non-football illness; PUP = physically unable to perform; EX = roster exemption



2024 TENNESSEE TITANS REGULAR SEASON STATISTICS

Won 3, Lost 14

Date	W-L	Score	OT	Opponent	Attendance
09/8	L	17-24		at Chicago	59,403
09/15	L	17-24		N.Y. JETS	65,509
09/22	L	14-30		Green Bay	67,322
09/30	W	31-12		at Miami	65,291
10/13	L	17-20		Indianapolis	64,302
10/20	L	10-34		at Buffalo	70,842
10/27	L	14-52		at Detroit	64,316
11/3	W	20-17 (OT)		New England	66,533
11/10	L	17-27		at L.A. Chargers	68,796
11/17	L	13-23		Minnesota	67,686
11/24	W	32-27		at Houston	71,055
12/1	L	19-42		at Washington	63,144
12/8	L	6-10		Jacksonville	61,644
12/15	L	27-37		Cincinnati	63,745
12/22	L	30-38		at Indianapolis	65,322
12/29	L	13-20		at Jacksonville	61,995
1/5	L	14-23		Houston	61,815

Statistic	Tenn.	Opp.
Total First Downs	309	314
Rushing	112	118
Passing	164	157
Penalty	33	39
3rd Down: Made/Att	81-215	88-213
3rd Down Pct.	37.7	41.3
4th Down: Made/Att	9-23	10-13
4th Down Pct.	39.1	76.9
Possession Avg.	30:44	29:16
Total Net Yards	5172	5291
Avg. Per Game	304.2	311.2
Total Plays	1032	1008
Avg. Per Play	5.0	5.2
Net Yards Rushing	1855	2277
Avg. Per Game	109.1	133.9
Total Rushes	450	503
Net Yards Passing	3,317	3,014
Avg. Per Game	195.1	177.3
Sacked/Yards Lost	52/304	32/202
Gross Yards	3,621	3,216
Att./Completions	336-530	314-473
Completion Pct.	63.4	66.4
Had Intercepted	21	11
Punts/Average	75/49.2	71/47.5
Net Punting Avg.	75/38.6	71/41.9
Penalties/Yards	132/1030	120/988
Fumbles/Ball Lost	28/13	16/7
TOUCHDOWNS	33	55
Rushing	11	21
Passing	22	27
Returns	0	7

Score By Periods	Q1	Q2	Q3	Q4	OT	PTS
Team	89	62	74	83	3	311
Opponents	93	146	103	118	0	460

Scoring	TD	Rush	Rec	Ret	K-PAT	FG	S	PTS
Folk	0	0	0	0	25/25	21/22	0	88
Westbrook-Ikhine	9	0	9	0	0/0	0/0	0	54
Pollard	5	5	0	0	0/0	0/0	0	32
Ridley	5	1	4	0	0/0	0/0	1	32
Spears	5	4	1	0	0/0	0/0	0	30
Vannett	3	0	3	0	0/0	0/0	0	18
Okonkwo	2	0	2	0	0/0	0/0	0	14
Wright	0	0	0	0	1/1	4/4	0	13
Whyte	1	0	1	0	0/0	0/0	0	8
Hopkins	1	0	1	0	0/0	0/0	0	6
Martin	1	0	1	0	0/0	0/0	0	6
Rudolph	1	1	0	0	0/0	0/0	0	6
Landry	0	0	0	0	0/0	0/0	1	2
Narveson	0	0	0	0	2/2	0/1	0	2
Team	33	11	22	0	28/28	25/27	2	311
Opponents	55	21	27	7	50/53	26/31	0	460

2-Pt Conv: Pollard, Okonkwo, Whyte, TM 3-4, OPP 1-2

Sacks: Landry- 9.0; Key- 6.5; Simmons- 5.0; Murray- 3.5; Joseph-Day- 2.5; J. Baker- 1.0; Gaye- 1.0; Lynch- 1.0; McCreary- 1.0; Sweat- 1.0; Gibbens- 0.5; TM- 32.0; OPP- 52.0

FUM/Lost: Levis- 10/6; Jackson- 5/2; Rudolph- 5/1; Pollard- 2/2; Okonkwo- 2/1; Ridley- 1/1; Brunskill- 1/0; Hopkins- 1/0; Spears- 1/0; TM- 28/13; OPP- 16/7

Rushing	No.	Yds	Avg	Long	TD
Pollard	260	1,079	4.2	41	5
Spears	84	312	3.7	23	4
Levis	45	183	4.1	21	0
Rudolph	25	106	4.2	14	1
Chestnut	22	102	4.6	12	0
Ridley	8	55	6.9	19	1
Okonkwo	1	17	17.0	17	0
Boyd	1	3	3.0	3	0
Kelley	1	2	2.0	2	0
Burks	2	1	0.5	6	0
Jackson	1	-5	-5.0	-5	0
Team	450	1,855	4.1	41	11
Opponents	503	2,277	4.5	92t	21

Receiving	No.	Yds	Avg	Long	TD
Ridley	64	1,017	15.9	63	4
Westbrook-Ikhine	32	497	15.5	98t	9
Okonkwo	52	479	9.2	70t	2
Boyd	39	390	10.0	40	0
Whyte	28	248	8.9	33	1
Pollard	41	238	5.8	30	0
Spears	30	224	7.5	43	1
Hopkins	15	173	11.5	23	1
Vannett	17	135	7.9	24	3
Oliver	6	95	15.8	33	0
Martin	1	49	49.0	49t	1
Burks	4	34	8.5	13	0
Kinsey	2	17	8.5	11	0
Chestnut	2	11	5.5	9	0
Jackson	1	8	8.0	8	0
Martin-Robinson	1	6	6.0	6	0
Latham	1	0	0.0	0	0
Team	336	3,621	10.8	98t	22
Opponents	314	3,216	10.2	57	27

Interceptions	No.	Yds	Avg	Long	TD
Hooker	5	68	13.6	30	0
Awuzie	1	8	8.0	8	0
Murray	1	6	6.0	6	0
Brownlee	1	2	2.0	2	0
Reese	1	2	2.0	2	0
Gifford	1	0	0.0	0	0
Worley	1	0	0.0	0	0
Team	11	86	7.8	30	0
Opponents	21	295	14.0	65t	4

Punting	No.	Yds	Avg	Net	TB	In	Lg	B
Stonehouse	73	3,691	50.6	38.6	7	22	75	2
Team	75	3,691	49.2	38.6	7	22	75	2
Opponents	71	3,370	47.5	41.9	7	27	67	0

Punt Returns	Ret	FC	Yds	Avg	Long	TD
Jackson	28	7	215	7.7	20	0
Kinsey	6	5	38	6.3	9	0
Team	34	12	253	7.4	20	0
Opponents	47	9	655	13.9	90t	1

Kickoff Returns	No.	Yds	Avg	Long	TD
Jackson	16	412	25.8	34	0
Chestnut	13	337	25.9	39	0
Spears	7	198	28.3	42	0
Oliver	3	113	37.7	54	0
Burks	1	21	21.0	21	0
Team	40	1,081	27.0	54	0
Opponents	28	899	32.1	80	0

Field Goals	1-19	20-29	30-39	40-49	50+
Folk	0/0	5/5	2/2	8/9	6/6
Wright	0/0	1/1	3/3	0/0	0/0
Narveson	0/0	0/0	0/0	0/0	0/1
Team	0/0	6/6	5/5	8/9	6/7
Opponents	0/0	11/12	4/4	6/7	5/8

Folk: W1-40G; W2-41G; W4-53G,52G,47G,51G,29G; W6-44G; W7-25G; W9-21G,25G; W10-49N,27G; W11-30G,43G; W12-51G,56G,51G; W13-41G,44G; W14-46G,39G
Wright (LG): W6-25G,41G,35G; W13-25G,59N,42G,35G,32G; W14-47G,33G,50G,31G; W17-39G,28G; W18-35G,38G
Wright (TM): W17-39G,28G; W18-35G,38G
Narveson (LG): W1-31G,23G,43N,26G; W2-46G,42G,34G,45N; W3-21G,26G,47G; W4-37N,49N; W5-46G; W6-36G,44N,41G; W16-53N
Narveson (TM): W16-53N
OPP: W1-24G,50G,48G; W2-33G; W3-21G,26G,47G; W4-44G,56G; W6-26G,22G; W7-28G,30G; W8-51G; W9-56N,52G; W10-21G,37G; W11-40G; W12-28G,54G,28N; W13-46N,52N; W14-23G; W15-21G; W16-31G,55N; W17-48G,44G; W18-27G

Passing	Att	Cmp	Yds	Cmp%	Yds/Att	TD	TD%	Int	Int%	Long	Sack/Lost	Rating
Levis	301	190	2,091	63.1	6.95	13	4.3	12	4.0	98t	41/233	81.4
Rudolph	228	146	1,530	64.0	6.71	9	3.9	9	3.9	47	11/71	80.1
Boyd	1	0	0	0.0	0.00	0	0.0	0	0.0	0	0/0	39.6
Team	530	336	3,621	63.4	6.83	22	4.2	21	4.0	98t	52/304	80.7
Opponents	473	314	3,216	66.4	6.80	27	5.7	11	2.3	57	32/202	95.1



2024 TENNESSEE TITANS REGULAR SEASON DEFENSIVE STATISTICS

PLAYER	TACKLES			SACKS		QBPs	TFL	INTERCEPTIONS					FUMBLES		
	Tot	Solo	Asst	Sk	Yds			No	Yds	Lg	TD	PD	FF	FR	Yds
Murray Jr., Kenneth	95	57	38	3.5	13.0	16	8	1	6	6	0	2	1	0	0
Simmons, Jeffery	76	41	35	5.0	35.0	42	11	0	0	0	0	4	2	2	0
Brownlee Jr., Jarvis	74	45	29	0.0	0.0	2	7	1	2	2	0	9	0	1	0
Landry III, Harold	71	42	29	9.0	48.0	41	15	0	0	0	0	4	0	0	0
Hooker, Amani	70	46	24	0.0	0.0	7	4	5	68	30	0	9	2	0	0
Worley, Daryl	52	28	24	0.0	0.0	2	0	1	0	0	0	2	1	0	0
Sweat, T'Vondre	51	22	29	1.0	9.0	23	4	0	0	0	0	1	1	1	30
McCreary, Roger	50	43	7	1.0	13.0	4	12	0	0	0	0	1	0	0	0
Jones IV, Ernest	44	28	16	0.0	0.0	5	3	0	0	0	0	2	0	0	0
Joseph-Day, Sebastian	44	18	26	2.5	32.0	14	3	0	0	0	0	1	0	0	0
Diggs, Quandre	42	35	7	0.0	0.0	0	0	0	0	0	0	0	0	0	0
Key, Arden	42	24	18	6.5	38.0	38	11	0	0	0	0	1	2	1	0
Gibbens, Jack	41	20	21	0.5	3.0	5	2	0	0	0	0	0	0	0	0
Brown, Mike	38	20	18	0.0	0.0	2	0	0	0	0	0	1	0	0	0
Baker, Darrell Jr.	36	28	8	0.0	0.0	0	1	0	0	0	0	5	0	0	0
Gifford, Luke	35	21	14	0.0	0.0	0	1	1	0	0	0	2	0	0	0
Awuzie, Chidobe	26	17	9	0.0	0.0	1	0	1	8	8	0	4	1	0	0
Baker, Jerome	24	13	11	1.0	0.0	2	0	0	0	0	0	2	0	0	0
Sneed, L'Jarius	23	19	4	0.0	0.0	0	2	0	0	0	0	0	0	0	0
Lynch, James	20	6	14	1.0	1.0	4	2	0	0	0	0	2	0	0	0
Williams, James	19	13	6	0.0	0.0	0	0	0	0	0	0	0	0	0	0
Coburn, Keondre	14	8	6	0.0	0.0	2	0	0	0	0	0	0	0	0	0
Gray, Cedric	14	6	8	0.0	0.0	0	0	0	0	0	0	0	0	0	0
Reese IV, Otis	10	5	5	0.0	0.0	2	1	1	2	2	0	1	0	0	0
Harrell, Jaylen	9	5	4	0.0	0.0	3	2	0	0	0	0	0	0	0	0
Gaye, Ali	8	7	1	1.0	10.0	5	3	0	0	0	0	0	0	0	0
Adams, Jamal	4	2	2	0.0	0.0	0	0	0	0	0	0	0	0	0	0
Duke, Khalid	1	1	0	0.0	0.0	1	0	0	0	0	0	0	0	0	0
Murphy, Caleb	1	1	0	0.0	0.0	0	0	0	0	0	0	0	0	0	0
Wood, Julius	1	0	1	0.0	0.0	0	0	0	0	0	0	0	0	0	0
Total	1,035	621	414	32.0	202.0	221	92	11	86	30	0	53	10	5	30

TITANS SPECIAL TEAMS STATISTICS

PLAYER	TACKLES			FUMBLES		BLOCKS		
	Tot	Solo	Asst	FF	FR	PAT	FG	PUNT
Gifford, Luke	14	10	4	0	0	0	0	0
Brown, Mike	11	6	5	0	0	0	0	0
Gray, Cedric	8	7	1	0	0	0	0	0
Reese, Otis IV	7	3	4	0	0	0	0	0
Williams, James	7	4	3	0	1	0	0	0
Oliver, Bryce	5	4	1	0	0	0	0	0
Baker, Darrell	4	4	0	0	0	0	0	0
Harrell, Jaylen	4	3	1	0	0	0	0	0
Okonkwo, Chig	4	3	1	0	0	0	0	0
Whyle, Josh	4	2	2	0	0	0	0	0
Avery, Tre	3	3	0	0	0	0	0	0
Cox, Morgan	3	2	1	0	0	0	0	0
Gibbens, Jack	3	2	1	0	0	0	0	0
Hardee, Justin	3	2	1	0	0	0	0	0
Martin-Robinson, David	3	1	2	0	0	0	0	0
Westbrook-Ikhine, Nick	2	2	0	0	0	0	0	0
Brooks, Kendell	1	0	1	0	0	0	0	0
Brownlee, Jarvis	1	1	0	0	0	0	0	0
Chestnut, Julius	1	0	1	0	1	0	0	0
Folk, Nick	1	1	0	0	0	0	0	0
Hooker, Amani	1	1	0	0	0	0	0	0
McMillan, Raekwon	1	0	1	0	0	0	0	0
Wood, Julius	1	1	0	0	0	0	0	0-
Jackson, Jha'Quan	0	0	0	0	2	0	0	0
Team Totals:	92	62	30	0	4	0	0	0

MISCELLANEOUS STATISTICS

PLAYER	TACKLES			FUMBLES	
	Tot	Solo	Asst	FF	FR
Ridley, Calvin	2	2	0	0	1
Spears, Treyton	2	2	0	0	0
Westbrook-Ikhine, Nick	2	2	0	0	0
Boyd, Tyler	1	1	0	0	0
Burks, Treyton	1	1	0	0	0
Chestnut, Julius	1	1	0	0	0
Hopkins, DeAndre	1	1	0	0	0
Okonkwo, Chig	1	1	0	0	0
Pollard, Tony	1	1	0	0	1
Radunz, Dillon	1	1	0	0	0
Skorosnki, Peter	1	1	0	0	0
Whyle, Josh	1	1	0	0	0
Cushenberry, Lloyd	0	0	0	0	1
Latham, JC	0	0	0	0	3
Levis, Will	0	0	0	0	3
Martin-Robinson, David	0	0	0	0	1
Rudolph, Mason	0	0	0	0	2
TEAM TOTALS:	15	15	0	0	12

Legend:

Tot Total Tackles
Solo Unassisted Tackles
Asst Assisted Tackles
Sk Quarterback Sacks
Yds Yards Lost on Sack
QBPs Quarterback Pressure
TFL Tackle for Loss
Int Interceptions
Yds Interception Return Yards
TD Interceptions Return Touchdowns
PD Passes Defensed
FF Forced Fumble
FR Fumble Recoveries
Yds Yards on Fumble Returns



2024 TITANS GAME-BY-GAME OFFENSIVE STATISTICS

	Sept 8 @ CHI	Sept 15 NYJ	Sept 22 GB	Sept 30 @ MIA	Oct 13 IND	Oct 20 @ BUF	Oct 27 @ DET	Nov 3 NE	Nov 19 @ LAC	Nov 17 MIN	Nov 24 @ HOU	Dec 1 @ WAS	Dec 8 JAX	Dec 15 CIN	Dec 22 @ IND	Dec 29 @ JAX	Jan 5 HOU	2024 Totals
Points	17	17	14	31	17	10	14	20	17	13	32	19	6	27	30	13	14	311
1st Qtr	7	7	7	0	7	3	7	7	7	3	10	0	3	14	7	0	0	89
2nd Qtr	10	3	0	9	3	7	7	0	0	0	10	7	0	0	0	3	3	62
3rd Qtr	0	7	7	10	7	0	0	3	3	7	3	6	3	0	8	7	3	74
4th Qtr	0	0	0	12	0	0	0	7	7	3	9	6	0	13	15	3	8	83
Overtime	0	0	0	0	0	0	0	3	0	0	0	0	0	0	0	0	0	3
TDs (Ru-P-Ret)	1-1-0	1-1-0	0-2-0	2-0-0	1-1-0	0-1-0	1-1-0	0-2-0	0-2-0	0-1-0	1-2-0	0-2-0	0-0-0	2-2-0	2-2-0	0-1-0	0-1-0	11-22-0
PATs (M/A)	2-2	2-2	2-2	2-2	2-2	1-1	2-2	2-2	2-2	1-1	3-3	1-1	0-0	3-3	2-2	1-1	0-0	28-28
2PT Convs (M/A)	0-0	0-0	0-0	0-0	0-0	0-0	0-0	0-0	0-0	0-0	0-0	0-1	0-0	0-0	2-2	0-0	1-1	3-4
FGs (M/A)	1-1	1-1	0-0	5-5	1-1	1-1	0-0	2-2	1-2	2-2	3-3	2-2	2-2	0-0	0-1	2-2	2-2	25-27
Safeties	0	0	0	1	0	0	0	0	0	0	1	0	0	0	0	0	0	2
First Downs	16	20	18	16	16	18	23	24	19	11	19	12	17	25	18	23	14	309
Rushing	9	9	3	8	7	2	9	9	8	3	8	1	8	9	4	10	5	112
Passing	6	7	14	5	7	13	12	13	10	8	8	9	8	13	11	11	9	164
Penalty	1	4	1	3	2	3	2	2	1	0	3	2	1	3	3	2	0	33
3rd Down Conv (M/A)	3-14	5-12	3-9	2-12	4-11	6-16	3-11	7-16	3-9	6-15	4-14	5-12	8-16	5-8	5-11	7-14	5-15	81-215
3rd Down Conv Pct	21.43%	41.67%	33.33%	16.67%	36.36%	37.50%	27.27%	43.75%	33.33%	40.00%	28.57%	41.67%	50.00%	62.50%	45.45%	50.00%	33.33%	37.67%
4th Down Conv (M/A)	1-2	0-1	0-1	1-1	1-1	1-2	1-2	0-1	0-0	0-2	1-1	0-1	0-3	0-0	0-0	1-2	2-3	9-23
4th Down Conv Pct	50.00%	0.00%	0.00%	100.00%	100.00%	50.00%	50.00%	0.00%	0.00%	0.00%	100.00%	0.00%	0.00%	0.00%	0.00%	50.00%	66.67%	39.13%
Red Zone Conv (M/A)	1-2	1-4	2-2	2-3	2-2	1-3	2-4	2-5	1-3	0-1	1-1	1-2	0-2	4-4	3-3	1-2	0-2	24-45
Red Zone Conv Pct	50.00%	25.00%	100.00%	66.67%	100.00%	33.33%	50.00%	40.00%	33.33%	0.00%	100.00%	50.00%	0.00%	100.00%	100.00%	50.00%	0.00%	53.33%
Goal to Go Conv (M/A)	1-1	1-3	1-1	2-3	1-1	0-0	1-2	2-4	0-0	0-0	0-0	0-0	0-1	2-2	2-2	0-0	0-0	13-20
Goal to Go Conv Pct	100.00%	33.33%	100.00%	66.67%	100.00%	0.00%	50.00%	50.00%	0.00%	0.00%	0.00%	0.00%	0.00%	100.00%	100.00%	0.00%	0.00%	65.00%
Total Net Yards	244	300	237	244	241	289	416	400	289	294	369	245	272	374	307	337	314	5172
Total Off. Plays	61	60	53	62	55	67	71	73	51	55	66	50	62	65	57	64	60	1032
Avg. Gain Per Play	4.0	5.0	4.5	3.9	4.4	4.3	5.9	5.5	5.7	5.3	5.6	4.9	4.4	5.8	5.4	5.3	5.2	5.0
Net Yards Rushing	140	130	33	142	146	89	158	167	132	33	132	35	126	83	65	159	85	1855
Total Rushing Plays	26	28	11	40	28	24	32	39	21	19	33	11	28	26	22	30	32	450
Avg. Gain Per Rush	5.4	4.6	3.0	3.6	5.2	3.7	4.9	4.3	6.3	1.7	4.0	3.2	4.5	3.2	3.0	5.3	2.7	4.1
Net Yards Passing	104	170	204	102	95	200	258	233	157	261	237	210	146	291	242	178	229	3317
Times Sacked	3	4	8	1	0	3	1	1	7	5	8	2	2	1	1	3	2	52
Yards Lost on Sacks	23	22	56	8	0	15	8	7	18	34	41	2	22	7	10	15	16	304
Gross Yards Passing	127	192	260	110	95	215	266	240	175	295	278	212	168	298	252	193	245	3621
Pass Attempts	32	28	34	21	27	40	38	33	23	31	25	37	32	38	34	31	26	530
Pass Completions	19	19	26	12	16	25	22	20	18	17	18	18	19	29	23	19	16	336
Completion Pct	59.38%	67.86%	76.47%	57.14%	59.26%	62.50%	57.89%	60.61%	78.26%	54.84%	72.00%	48.65%	59.38%	76.32%	67.65%	61.29%	61.54%	63.40%
Avg. Gain Per Pass	3.0	5.3	4.9	4.6	3.5	4.7	6.6	6.9	5.2	7.3	7.2	5.4	4.3	7.5	6.9	5.2	8.2	5.7
Interceptions	2	1	2	1	1	1	2	1	0	1	1	0	0	4	3	1	0	21
Fumbles / Fum. Lost	1-1	1-1	1-1	0-0	1-0	4-1	3-2	3-0	1-0	0-0	3-2	3-2	1-0	2-2	0-0	2-0	2-1	28-13
Penalties	8	5	2	8	11	8	8	10	9	13	6	12	4	12	4	5	7	132
Penalty Yards	50	45	15	69	113	52	60	67	68	91	35	93	25	110	35	34	68	1030
Punts	6	5	4	5	5	5	6	5	4	5	5	4	3	1	4	3	5	75
Gross Punting Avg.	44.7	45.2	46.8	41.8	57.8	53.2	49.3	46.6	53.5	48.2	50.0	53.3	47.7	67.0	55.3	49.7	43.8	49.2
Touchbacks	0	0	0	1	1	0	0	1	0	1	0	1	0	0	1	1	0	7
Inside20	1	1	1	2	0	0	2	2	3	1	2	0	3	0	1	1	2	22
Punts Blocked	1	1	0	0	0	0	0	0	0	0	0	0	0	0	0	0	0	2
Net Punting Avg.	34.0	38.2	43.0	32.4	40.4	42.0	17.7	28.8	50.0	40.8	45.2	43.8	45.0	52.0	45.8	40.0	42.0	38.6
Punt Returns	4	5	2	3	2	2	3	1	0	2	3	1	1	0	3	1	1	34
Punt Return Yards	30	37	24	40	9	8	24	7	0	26	2	8	6	0	23	9	0	253
Punt Return Avg.	7.5	7.4	12.0	13.3	4.5	4.0	8.0	7.0	0.0	13.0	0.7	8.0	6.0	0.0	7.7	9.0	0.0	7.4
Fair Catches	1	1	0	0	0	0	1	0	2	0	2	0	2	1	1	0	1	12
Kickoff Returns	5	2	3	1	0	2	1	2	3	1	3	6	2	1	2	3	3	40
Kickoff Return Yards	127	52	84	21	0	55	29	47	87	23	91	138	58	20	69	67	113	1081
Kickoff Return Avg.	25.4	26.0	28.0	21.0	0.0	27.5	29.0	23.5	29.0	23.0	30.3	23.0	29.0	20.0	34.5	22.3	37.7	27.0
Time of Possession	34:53	29:57	27:32	34:52	30:32	32:46	35:37	38:44	29:01	27:29	34:29	19:47	31:44	31:29	26:59	30:40	29:59	30:44
Turnover Differential	-2	-2	-3	0	0	-2	-4	+2	0	0	-1	-1	+2	-2	-2	-1	0	-16



2024 TITANS GAME-BY-GAME DEFENSIVE STATISTICS

	Sept 8 @ CHI	Sept 15 NYJ	Sept 22 GB	Sept 30 @ MIA	Oct 13 IND	Oct 20 @ BUF	Oct 27 @ DET	Nov 3 NE	Nov 19 @ LAC	Nov 17 MIN	Nov 24 @ HOU	Dec 1 @ WAS	Dec 8 JAX	Dec 15 CIN	Dec 22 @ IND	Dec 29 @ JAX	Jan 5 HOU	2024 Totals
Points	24	24	30	12	20	34	52	17	27	23	27	42	10	37	38	20	23	460
1st Qtr	0	0	17	0	7	0	14	0	3	7	7	21	0	7	0	3	7	93
2nd Qtr	3	7	3	3	3	7	21	3	10	9	10	7	0	17	24	10	9	146
3rd Qtr	7	10	7	3	0	10	17	7	7	7	7	0	0	7	14	0	0	103
4th Qtr	14	7	3	6	10	17	0	7	7	0	3	14	10	6	0	7	7	118
Overtime	0	0	0	0	0	0	0	0	0	0	0	0	0	0	0	0	0	0
TDs (Ru-P-Ret)	0-0-2	1-2-0	1-1-1	1-0-0	0-2-0	2-2-0	2-4-1	1-1-0	2-1-0	1-2-0	0-2-1	3-3-0	1-0-0	1-3-1	4-1-0	0-2-0	1-1-1	21-27-7
PATs (M/A)	1-1	3-3	3-3	0-0	2-2	4-4	7-7	2-2	3-3	2-3	3-3	6-6	1-1	4-5	5-5	2-2	2-3	50-53
2PT Convs (M/A)	1-1	0-0	0-0	0-1	0-0	0-0	0-0	0-0	0-0	0-0	0-0	0-0	0-0	0-0	0-0	0-0	0-0	1-2
FGs (M/A)	3-3	1-1	3-3	2-2	2-2	2-2	1-1	1-2	2-2	1-1	2-3	0-2	1-1	1-1	1-2	2-2	1-1	26-31
Safeties	0	0	0	0	0	0	0	0	0	0	0	0	0	0	0	0	0	0
First Downs	11	16	16	13	20	18	17	20	23	24	12	29	16	24	19	18	18	314
Rushing	6	6	9	6	4	3	5	7	11	5	0	13	5	9	12	9	8	118
Passing	5	9	6	4	11	14	9	10	8	12	11	12	11	12	6	9	8	157
Penalty	0	1	1	3	5	1	3	3	4	7	1	4	0	3	1	0	2	39
3rd Down Conv (M/A)	2-13	5-12	5-14	2-12	7-15	3-10	3-9	3-11	4-10	5-14	3-13	9-14	6-13	10-13	8-15	8-13	5-12	88-213
3rd Down Conv Pct	15.38%	41.67%	35.71%	16.67%	46.67%	30.00%	33.33%	27.27%	40.00%	35.71%	23.08%	64.29%	46.15%	76.92%	53.33%	61.54%	41.67%	41.31%
4th Down Conv (M/A)	2-2	0-0	0-0	1-3	1-1	0-0	0-0	1-1	1-1	0-0	0-0	1-1	1-1	0-0	1-1	0-0	1-2	10-13
4th Down Conv Pct	100.00%	0.00%	0.00%	33.33%	100.00%	0.00%	0.00%	100.00%	100.00%	0.00%	0.00%	100.00%	100.00%	0.00%	100.00%	0.00%	50.00%	76.92%
Red Zone Conv (M/A)	0-1	1-2	1-3	1-1	1-3	4-6	5-5	2-2	3-5	2-2	2-4	5-7	1-2	3-5	2-3	2-2	1-4	36-57
Red Zone Conv Pct	0.00%	50.00%	33.33%	100.00%	33.33%	66.67%	100.00%	100.00%	60.00%	100.00%	50.00%	71.43%	50.00%	60.00%	66.67%	100.00%	25.00%	63.16%
Goal to Go Conv (M/A)	0-1	0-0	1-2	1-1	0-1	1-1	4-4	2-2	1-2	2-2	0-1	3-3	0-0	3-5	1-1	1-1	1-2	22-30
Goal to Go Conv Pct	0.00%	0.00%	50.00%	100.00%	0.00%	100.00%	100.00%	100.00%	50.00%	100.00%	0.00%	100.00%	0.00%	60.00%	100.00%	100.00%	50.00%	73.33%
Total Net Yards	148	265	378	184	269	389	225	295	309	318	260	463	291	370	458	295	374	5291
Total Off. Plays	53	56	59	54	66	54	47	65	57	67	54	77	58	64	62	57	58	1008
Avg. Gain Per Play	2.8	4.7	6.4	3.4	4.1	7.2	4.8	4.5	5.4	4.7	4.8	6.0	5.0	5.8	7.4	5.2	6.4	5.2
Net Yards Rushing	84	101	188	106	80	74	164	110	145	82	40	267	71	101	335	122	207	2277
Total Rushing Plays	22	24	37	30	28	20	24	20	39	33	17	45	26	26	50	33	29	503
Avg. Gain Per Rush	3.8	4.2	5.1	3.5	2.9	3.7	6.8	5.5	3.7	2.5	2.4	5.9	2.7	3.9	6.7	3.7	7.1	4.5
Net Yards Passing	64	164	190	78	189	315	61	185	164	236	220	196	220	269	123	173	167	3014
Times Sacked	2	2	3	2	0	1	4	4	0	2	4	2	1	1	1	2	1	32
Yards Lost on Sacks	29	12	12	18	0	8	33	21	0	10	27	10	0	2	8	1	11	202
Gross Yards Passing	93	176	202	96	189	323	94	206	164	246	247	206	220	271	131	174	178	3216
Pass Attempts	29	30	19	22	38	33	19	41	18	32	33	30	31	37	11	22	28	473
Pass Completions	14	18	13	14	22	21	15	29	14	20	20	25	23	26	7	15	18	314
Completion Pct	48.28%	60.00%	68.42%	63.64%	57.89%	63.64%	78.95%	70.73%	77.78%	62.50%	60.61%	83.33%	74.19%	70.27%	63.64%	68.18%	64.29%	66.38%
Avg. Gain Per Pass	2.1	5.1	8.6	3.3	5.0	9.3	2.7	4.1	9.1	6.9	5.9	6.1	6.9	7.1	10.3	7.2	5.8	6.0
Interceptions	0	0	0	0	1	0	0	2	0	0	2	1	2	2	1	0	0	11
Fumbles / Fum. Lost	3-1	0-0	0-0	1-1	0-0	1-0	2-0	2-1	0-0	2-1	0-0	1-0	0-0	2-2	0-0	0-0	2-1	16-7
Penalties	7	7	10	10	5	5	3	8	5	3	11	7	5	14	7	7	6	120
PenaltyYards	55	70	75	98	40	40	29	58	30	35	81	65	39	113	62	50	48	988
Punts	6	6	5	5	5	5	5	4	3	5	5	1	4	1	4	3	4	71
Gross Punting Avg.	45.0	50.3	48.8	47.6	54.2	39.4	61.0	42.3	38.7	44.4	48.0	52.0	49.5	36.0	47.3	43.3	47.8	47.5
Touchbacks	1	0	2	0	1	1	0	0	0	1	0	0	0	0	0	0	1	7
Inside20	3	2	0	0	3	1	3	1	1	3	4	0	1	1	1	1	2	27
Punts Blocked	0	0	0	0	0	0	0	0	0	0	0	0	0	0	0	0	0	0
Net Punting Avg.	36.7	44.2	36.0	39.6	48.4	33.8	56.2	40.5	38.7	35.2	47.6	44.0	48.0	36.0	41.5	40.3	42.8	41.9
Punt Returns	5	3	2	1	4	5	5	2	2	2	5	3	2	1	2	1	2	47
Punt Return Yards	64	35	15	27	67	56	190	69	14	17	24	18	8	15	18	9	9	655
Punt Return Avg.	12.8	11.7	7.5	27.0	16.8	11.2	38.0	34.5	7.0	8.5	4.8	6.0	4.0	15.0	9.0	9.0	4.5	13.9
Fair Catches	0	1	2	1	0	0	1	1	1	1	0	0	1	0	0	0	0	9
Kickoff Returns	2	2	0	0	1	1	1	0	1	1	4	4	2	1	4	2	2	28
Kickoff Return Yards	67	57	0	0	27	27	72	0	56	35	147	90	34	32	127	62	66	899
Kickoff Return Avg.	33.5	28.5	0.0	0.0	27.0	27.0	72.0	0.0	56.0	35.0	36.8	22.5	17.0	32.0	31.8	31.0	33.0	32.1
Time of Possession	25:07	30:03	32:28	25:08	29:28	27:14	24:23	29:09	30:59	32:31	25:31	40:13	28:16	28:31	33:01	29:20	30:01	29:16



2024 TITANS GAME-BY-GAME STARTERS

OFFENSE

Date	Opp	WR/TE	LT	LG	C	RG	RT	TE	WR/TE	QB	WR	RB
Sept 8	@ CHI	C. Ridley	J. Latham	P. Skoronski	L. Cushenberry III	D. Radunz	N. Petit-Frere	C. Okonkwo	T. Boyd	W. Levis	D. Hopkins	T. Pollard
Sept 15	NYJ	C. Ridley	J. Latham	P. Skoronski	L. Cushenberry III	D. Radunz	N. Petit-Frere	C. Okonkwo	T. Boyd	W. Levis	D. Hopkins	T. Pollard
Sept 22	GB	T. Burks	J. Latham	P. Skoronski	L. Cushenberry III	D. Radunz	N. Petit-Frere	J. Duncan	N. Vannett	W. Levis	J. Whyte	T. Pollard
Sept 30	@ MIA	T. Burks	J. Latham	P. Skoronski	L. Cushenberry III	D. Radunz	N. Petit-Frere	C. Okonkwo	T. Boyd	W. Levis	C. Ridley	T. Pollard
Oct 13	IND	C. Ridley	J. Latham	P. Skoronski	L. Cushenberry III	D. Radunz	L. Watson	J. Whyte	N. Vannett	W. Levis	T. Boyd	T. Pollard
Oct 20	@ BUF	C. Ridley	J. Latham	P. Skoronski	L. Cushenberry III	D. Radunz	J. Duncan	J. Whyte	N. Vannett	M. Rudolph	D. Hopkins	T. Pollard
Oct 27	@ DET	C. Ridley	J. Latham	P. Skoronski	L. Cushenberry III	D. Radunz	L. Watson	J. Whyte	N. Vannett	M. Rudolph	N. Westbrook-Ikhine	T. Pollard
Nov 3	NE	C. Ridley	J. Latham	P. Skoronski	L. Cushenberry III	D. Brunskill	L. Watson	C. Okonkwo	B. Oliver	M. Rudolph	N. Westbrook-Ikhine	T. Pollard
Nov 10	@ LAC	C. Ridley	J. Latham	P. Skoronski	D. Brunskill	D. Radunz	L. Watson	N. Vannett	T. Boyd	W. Levis	N. Westbrook-Ikhine	T. Pollard
Nov 17	MIN	C. Ridley	J. Latham	P. Skoronski	D. Brunskill	D. Radunz	N. Petit-Frere	N. Vannett	T. Boyd	W. Levis	C. Okonkwo	T. Pollard
Nov 24	@ HOU	C. Ridley	J. Latham	P. Skoronski	D. Brunskill	D. Radunz	N. Petit-Frere	C. Okonkwo	T. Boyd	W. Levis	N. Westbrook-Ikhine	T. Pollard
Dec 1	@ WAS	C. Ridley	J. Latham	P. Skoronski	D. Brunskill	D. Radunz	N. Petit-Frere	N. Vannett	T. Boyd	W. Levis	N. Westbrook-Ikhine	T. Pollard
Dec 8	JAX	N. Westbrook-Ikhine	J. Latham	P. Skoronski	D. Brunskill	D. Radunz	N. Petit-Frere	J. Ojukwu	C. Okonkwo	W. Levis	N. Vannett	T. Pollard
Dec 15	CIN	N. Westbrook-Ikhine	J. Latham	P. Skoronski	D. Brunskill	D. Radunz	N. Petit-Frere	J. Ojukwu	C. Okonkwo	W. Levis	N. Vannett	T. Pollard
Dec 22	@ IND	C. Ridley	J. Latham	P. Skoronski	D. Brunskill	D. Radunz	N. Petit-Frere	J. Ojukwu	C. Okonkwo	M. Rudolph	N. Vannett	T. Pollard
Dec 29	@ JAX	C. Ridley	J. Latham	P. Skoronski	C. Levin	D. Brunskill	J. Duncan	C. Okonkwo	D. Martin-Robinson	M. Rudolph	N. Westbrook-Ikhine	T. Spears
Jan 5	HOU	C. Ridley	J. Latham	P. Skoronski	D. Brunskill	D. Radunz	J. Ojukwu	C. Okonkwo	D. Martin-Robinson	W. Levis	N. Westbrook-Ikhine	T. Pollard

DEFENSE

Date	Opp	DL/S/CB	NT/DE	DT/DL	OLB/DE	ILB	ILB	OLB	CB	CB	S	S/CB
Sept 8	@ CHI	S. Joseph-Day	T. Sweat	J. Simmons	A. Key	J. Gibbens	K. Murray Jr.	H. Landry III	C. Awuzie	L. Sneed	A. Hooker	Q. Diggs
Sept 15	NYJ	S. Joseph-Day	T. Sweat	J. Simmons	A. Key	E. Jones	K. Murray Jr.	H. Landry III	C. Awuzie	L. Sneed	A. Hooker	Q. Diggs
Sept 22	GB	J. Adams	T. Sweat	J. Simmons	A. Key	E. Jones	K. Murray Jr.	H. Landry III	C. Awuzie	L. Sneed	A. Hooker	Q. Diggs
Sept 30	@ MIA	S. Joseph-Day	T. Sweat	K. Coburn	A. Key	E. Jones	K. Murray Jr.	H. Landry III	J. Brownlee Jr.	L. Sneed	A. Hooker	Q. Diggs
Oct 13	IND	R. McCreary	T. Sweat	J. Simmons	A. Key	E. Jones	K. Murray Jr.	H. Landry III	J. Brownlee Jr.	L. Sneed	A. Hooker	Q. Diggs
Oct 20	@ BUF	R. McCreary	T. Sweat	J. Simmons	S. Joseph-Day	E. Jones	K. Murray Jr.	H. Landry III	J. Brownlee Jr.	D. Baker Jr.	A. Hooker	Q. Diggs
Oct 27	@ DET	S. Joseph-Day	T. Sweat	J. Simmons	A. Key	J. Gibbens	K. Murray Jr.	H. Landry III	J. Brownlee Jr.	D. Baker Jr.	A. Hooker	Q. Diggs
Nov 3	NE	R. McCreary	S. Joseph-Day	J. Simmons	A. Key	J. Gibbens	K. Murray Jr.	H. Landry III	J. Brownlee Jr.	D. Baker Jr.	A. Hooker	Q. Diggs
Nov 10	@ LAC	R. McCreary	T. Sweat	J. Simmons	A. Key	J. Gibbens	K. Murray Jr.	H. Landry III	J. Brownlee Jr.	D. Baker Jr.	A. Hooker	M. Brown
Nov 17	MIN	S. Joseph-Day	T. Sweat	J. Simmons	A. Key	J. Gibbens	K. Murray Jr.	H. Landry III	J. Brownlee Jr.	D. Baker Jr.	A. Hooker	M. Brown
Nov 24	@ HOU	S. Joseph-Day	T. Sweat	J. Simmons	A. Key	J. Baker	K. Murray Jr.	H. Landry III	J. Brownlee Jr.	D. Baker Jr.	M. Brown	D. Worley
Dec 1	@ WAS	R. McCreary	T. Sweat	J. Simmons	A. Key	J. Baker	K. Murray Jr.	H. Landry III	J. Brownlee Jr.	D. Baker Jr.	A. Hooker	D. Worley
Dec 8	JAX	D. Worley	T. Sweat	J. Simmons	A. Key	O. Reese	L. Gifford	H. Landry III	J. Brownlee Jr.	D. Baker Jr.	A. Hooker	C. Awuzie
Dec 15	CIN	S. Joseph-Day	T. Sweat	J. Simmons	A. Key	L. Gifford	K. Murray Jr.	H. Landry III	J. Brownlee Jr.	D. Worley	A. Hooker	C. Awuzie
Dec 22	@ IND	S. Joseph-Day	T. Sweat	J. Simmons	A. Key	O. Reese	K. Murray Jr.	H. Landry III	J. Brownlee Jr.	C. Awuzie	A. Hooker	D. Worley
Dec 29	@ JAX	S. Joseph-Day	T. Sweat	J. Simmons	A. Key	L. Gifford	J. Baker	H. Landry III	J. Brownlee Jr.	D. Baker Jr.	D. Worley	R. McCreary
Jan 5	HOU	D. Worley	T. Sweat	J. Simmons	S. Joseph-Day	L. Gifford	J. Williams	H. Landry III	J. Brownlee Jr.	C. Awuzie	M. Brown	R. McCreary

Bold denotes rookie



2024 TITANS GAME-BY-GAME INDIVIDUAL LEADERS

TITANS

Date	Opp	PASSING YDS.	RUSHING YDS.	RUSHING ATT.	RECEPTIONS	RECEIVING YDS.	TOTAL TACKLES	SACKS	INTERCEPTIONS
Sept 8	@ CHI	W. Levis (127)	T. Pollard (82)	T. Pollard (16)	T. Spears (4)	C. Ridley (50)	A. Hooker, H. Landry, K. Murray (6)	H. Landry, S. Joseph-Day (1)	(none)
Sept 15	NYJ	W. Levis (192)	T. Pollard (62)	T. Pollard (17)	T. Pollard (5)	C. Ridley (77)	E. Jones (9)	H. Landry (2)	(none)
Sept 22	GB	W. Levis (260)	T. Pollard (14)	T. Pollard (6)	D. Hopkins (6)	D. Hopkins (73)	E. Jones (12)	K. Murray (2)	(none)
Sept 30	@ MIA	M. Rudolph (85)	T. Pollard (22)	T. Pollard (88)	D. Hopkins, T. Boyd, T. Pollard, T. Spears (2)	D. Hopkins, T. Boyd (31)	K. Murray (9)	S. Joseph, H. Landry (1)	(none)
Oct 13	IND	W. Levis (95)	T. Pollard (93)	T. Pollard (17)	D. Hopkins (4)	D. Hopkins (54)	E. Jones (10)	(none)	A. Hooker (1)
Oct 20	@ BUF	M. Rudolph (215)	T. Pollard (61)	T. Pollard (16)	T. Boyd (5)	C. Okonkwo (50)	K. Murray (7)	A. Key (1)	(none)
Oct 27	@ DET	M. Rudolph (266)	T. Pollard (94)	T. Pollard (20)	C. Ridley (10)	C. Ridley (143)	J. Gibbens (8)	A. Key (2)	(none)
Nov 3	NE	M. Rudolph (240)	T. Pollard (128)	T. Pollard (28)	C. Ridley (5)	C. Ridley (73)	J. Gibbens (14)	A. Key, H. Landry, J. Simmons (1)	A. Hooker (2)
Nov 10	@ LAC	W. Levis (175)	T. Spears (47)	T. Pollard (9)	C. Ridley (5)	C. Ridley (84)	J. Gibbens (15)	(none)	(none)
Nov 17	MIN	W. Levis (295)	W. Levis (18)	T. Pollard (9)	C. Ridley (4)	N. Westbrook-Ikhine (117)	K. Murray (10)	A. Key, K. Murray (1)	(none)
Nov 24	@ HOU	W. Levis (278)	T. Pollard (119)	T. Pollard (24)	T. Boyd (6)	C. Ridley (93)	K. Murray (7)	A. Gaye, H. Landry, J. Simmons, T. Sweat (1)	J. Brownlee, K. Murray (1)
Dec 1	@ WAS	W. Levis (212)	T. Pollard (35)	T. Pollard (8)	T. Pollard (4)	N. Westbrook-Ikhine (61)	D. Worley (17)	A. Key (1.5)	A. Hooker (1)
Dec 8	JAX	W. Levis (168)	T. Pollard (102)	T. Pollard (21)	C. Ridley (7)	C. Ridley (59)	L. Gifford (10)	H. Landry (1)	C. Awuzie, O. Reese (1)
Dec 15	CIN	M. Rudolph (209)	T. Pollard (45)	T. Pollard (17)	C. Okonkwo (8)	T. Spears (87)	L. Gifford (8)	H. Landry (1)	L. Gifford, D. Worley (1)
Dec 22	@ IND	M. Rudolph (252)	T. Pollard (35)	T. Pollard (8)	C. Okonkwo (9)	C. Okonkwo (81)	C. Gray (11)	J. Simmons (1)	A. Hooker (1)
Dec 29	@ JAX	M. Rudolph (193)	T. Spears (95)	T. Spears (20)	C. Ridley, C. Okonkwo (5)	C. Ridley (84)	L. Gifford (8)	J. Baker, J. Lynch (1)	(none)
Jan 5	HOU	W. Levis (175)	T. Pollard (62)	T. Pollard (22)	J. Whyte (5)	C. Ridley (76)	D. Worley (7)	H. Landry (1)	(none)

OPPONENTS

Date	Opp	PASSING YDS.	RUSHING YDS.	RUSHING ATT.	RECEPTIONS	RECEIVING YDS.	TOTAL TACKLES	SACKS	INTERCEPTIONS
Sept 8	@ CHI	C. Williams (93)	D. Swift (30)	D. Swift (10)	D. Moore (5)	D. Moore (36)	T. Edwards (15)	D. Taylor (2)	T. Stevenson, J. Johnson (1)
Sept 15	NYJ	A. Rodgers (176)	B. Hall (62)	B. Hall (14)	B. Hall (7)	G. Wilson (57)	Q. Williams (10)	W. McDonald (3)	B. Echols (1)
Sept 22	GB	M. Willis (202)	M. Willis (73)	J. Jacobs (14)	J. Reed (4)	C. Watson (67)	I. McDuffie (9)	P. Smith, D. Wyatt (2)	J. Alexander, X. McKinney (2)
Sept 30	@ MIA	T. Huntley (96)	T. Huntley (40)	D. Achane (10)	J. Waddle, T. Hill (4)	J. Waddle (36)	J. Brooks (13)	J. Brooks (1)	E. Ogbah (1)
Oct 13	IND	J. Flacco (189)	T. Goodson (51)	T. Sermon (18)	J. Downs (7)	J. Downs (66)	Z. Franklin (9)	(none)	J. Blackmon (1)
Oct 20	@ BUF	J. Allen (323)	R. Davis (41)	J. Cook (12)	K. Shakur (7)	K. Coleman (125)	Do. Williams (10)	A. Epenesa, Da. Jones (1)	D. Hamlin (1)
Oct 27	@ DET	J. Goff (85)	J. Gibbs (127)	J. Gibbs (11)	S. LaPorta (6)	S. LaPorta (48)	J. Campbell (10)	A. Anzalone (1)	K. Joseph, T. Nowaske (1)
Nov 3	NE	D. Maye (206)	D. Maye (95)	R. Stevenson (10)	D. Douglas, H. Henry (7)	H. Henry (56)	J. Tavai (11)	D. Wise (1)	J. Tavai (1)
Nov 10	@ LAC	J. Herbert (164)	G. Edwards (55)	J. Dobbins (15)	W. Dissly (5)	L. McConkey (52)	D. Henley (14)	B. Dupree, T. Tuipulotu (2)	(none)
Nov 17	MIN	S. Darnold (246)	A. Jones (39)	A. Jones (15)	J. Jefferson (6)	J. Jefferson (81)	A. Van Ginkel (8)	P. Jones, A. Van Ginkel (2)	H. Smith (1)
Nov 24	@ HOU	C. Stroud (247)	J. Mixon (22)	J. Mixon (14)	N. Collins, J. Mixon (5)	N. Collins (92)	A. Al-Shaair (8)	D. Hunter (3)	J. Ward (1)
Dec 1	@ WAS	J. Daniels (206)	B. Robinson (103)	B. Robinson (16)	T. McLaurin (8)	T. McLaurin (73)	M. Sainristil (7)	F. Luvu (1)	(none)
Dec 8	JAX	M. Jones (220)	T. Bigsby (55)	T. Bigsby (18)	B. Thomas (8)	B. Thomas (86)	F. Oluokun (11)	J. Hines-Allen, J. Jones (1)	(none)
Dec 15	CIN	J. Burrow (271)	C. Brown (97)	C. Brown (25)	J. Chase (9)	J. Chase (94)	A. Davis-Gaither (12)	B. Hill (1)	M. Hilton, J. Newton, G. Stone, C. Taylor-Britt (1)
Dec 22	@ IND	A. Richardson (131)	J. Taylor (218)	J. Taylor (29)	J. Downs (3)	J. Downs (61)	J. Carlies (10)	K. Paye (1)	K. Moore (2)
Dec 29	@ JAX	M. Jones (174)	T. Etienne (49)	T. Etienne (15)	B. Thomas (7)	B. Thomas (91)	F. Oluokun (11)	J. Hines-Allen, M. Smith, T. Walker (1)	D. Lloyd (1)
Jan 5	HOU	D. Mills (128)	D. Pierce (176)	D. Pierce (19)	N. Collins (5)	R. Woods (39)	M. Stewart (6)	D. Barnett, M. Edwards (1)	(none)



2024 TITANS GAME-BY-GAME INDIVIDUAL PASSING STATISTICS

WILL LEVIS

Date	Opp	W-L	GP / GS	Att	Cmp	Pct	Yds	Yd/Att	TD	TD%	Int	Int%	Lg	Sk	Yds	Rat
Sept 8	@ CHI	L	S	32	19	59.4	127	4.0	1	3.1	2	6.3	22	3	23	52.5
Sept 15	NYJ	L	S	28	19	67.9	192	6.9	1	3.6	1	3.6	40t	4	22	84.2
Sept 22	GB	L	S	34	26	76.5	260	7.6	2	5.9	2	5.9	29	8	56	92.8
Sept 30	@ MIA	W	S	4	3	75.0	25	6.3	0	0.0	1	25.0	16	0	0	51.0
Oct 13	IND	L	S	27	16	59.3	95	3.5	1	3.7	1	3.7	23	0	0	63.0
Oct 20	@ BUF	L	IA	0	0	-	0	-	0	-	0	-	0	0	0	-
Oct 27	@ DET	L	IA	0	0	-	0	-	0	-	0	-	0	0	0	-
Nov 3	NE	W	IA	0	0	-	0	-	0	-	0	-	0	0	0	-
Nov 10	@ LAC	L	S	23	18	78.3	175	7.6	2	8.7	0	0.0	41t	7	18	127.4
Nov 17	MIN	L	S	31	17	54.8	295	9.5	1	3.2	1	3.2	98t	5	34	84.7
Nov 24	@ HOU	W	S	24	18	75.0	278	11.6	2	8.3	1	4.2	70t	8	41	123.3
Dec 1	@ WAS	L	S	37	18	48.6	212	5.7	2	5.4	0	0.0	30	2	2	84.5
Dec 8	JAX	L	S	32	19	59.4	168	5.3	0	0.0	0	0.0	30	2	22	73.4
Dec 15	CIN	L	S	12	8	66.7	89	7.4	0	0.0	3	25.0	40	1	7	49.0
Dec 22	@ IND	L	DNP	0	0	-	0	-	0	-	0	-	0	0	0	-
Dec 29	@ JAX	L	DNP	0	0	-	0	-	0	-	0	-	0	0	0	-
Jan 5	HOU	L	S	17	9	52.9	175	10.3	1	5.9	0	0.0	49t	1	8	108.7
2024 Totals		3-14	12 / 12	301	190	63.1	2,091	6.9	13	4.3	12	4.0	98t	41	233	81.4

MASON RUDOLPH

Date	Opp	W-L	GP / GS	Att	Cmp	Pct	Yds	Yd/Att	TD	TD%	Int	Int%	Lg	Sk	Yds	Rat
Sept 8	@ CHI	L	DNP	0	0	-	0	-	0	-	0	-	0	0	0	-
Sept 15	NYJ	L	DNP	0	0	-	0	-	0	-	0	-	0	0	0	-
Sept 22	GB	L	DNP	0	0	-	0	-	0	-	0	-	0	0	0	-
Sept 30	@ MIA	W	p	17	9	52.9	85	5.0	0	0.0	0	0.0	27	1	8	67.0
Oct 13	IND	L	DNP	0	0	-	0	-	0	-	0	-	0	0	0	-
Oct 20	@ BUF	L	S	40	25	62.5	215	5.4	1	2.5	1	2.5	26	3	15	74.5
Oct 27	@ DET	L	S	38	22	57.9	266	7.0	1	2.6	2	5.3	47	1	8	66.3
Nov 3	NE	W	S	33	20	60.6	240	7.3	2	6.1	1	3.0	25	1	7	90.5
Nov 10	@ LAC	L	DNP	0	0	-	0	-	0	-	0	-	0	0	0	-
Nov 17	MIN	L	DNP	0	0	-	0	-	0	-	0	-	0	0	0	-
Nov 24	@ HOU	W	DNP	0	0	-	0	-	0	-	0	-	0	0	0	-
Dec 1	@ WAS	L	DNP	0	0	-	0	-	0	-	0	-	0	0	0	-
Dec 8	JAX	L	DNP	0	0	-	0	-	0	-	0	-	0	0	0	-
Dec 15	CIN	L	p	26	21	80.8	209	8.0	2	7.7	1	3.8	43	0	0	109.8
Dec 22	@ IND	L	S	34	23	67.6	252	7.4	2	5.9	3	8.8	38t	1	10	72.2
Dec 29	@ JAX	L	S	31	19	61.3	193	6.2	1	3.2	1	3.2	24	3	15	76.4
Jan 5	HOU	L	p	9	7	77.8	70	7.8	0	0.0	0	0.0	24	1	8	99.1
2024 Totals		3-14	8 / 5	228	146	64.0	1,530	6.7	9	3.9	9	3.9	47	11	71	80.1

2024 TITANS GAME-BY-GAME INDIVIDUAL RUSHING STATISTICS

JULIUS CHESTNUT (RB)

Date	Opp	GP	/	GS	Att	Yds	Avg	Lg	TD
Sept 8	@ CHI	p			0	0	-	0	0
Sept 15	NYJ	p			0	0	-	0	0
Sept 22	GB	p			0	0	-	0	0
Sept 30	@ MIA	p			0	0	-	0	0
Oct 13	IND	p			1	2	2.0	2	0
Oct 20	@ BUF	p			3	15	5.0	8	0
Oct 27	@ DET	p			7	32	4.6	9	0
Nov 3	NE	p			5	22	4.4	12	0
Nov 10	@ LAC	p			0	0	-	0	0
Nov 17	MIN	p			0	0	-	0	0
Nov 24	@ HOU	p			1	3	3.0	3	0
Dec 1	@ WAS	p			0	0	-	0	0
Dec 8	JAX	p			0	0	-	0	0
Dec 15	CIN	p			0	0	-	0	0
Dec 22	@ IND	p			0	0	-	0	0
Dec 29	@ JAX	p			3	17	5.7	9	0
Jan 5	HOU	p			2	11	5.5	8	0
2024 Totals		17	/	0	22	102	4.6	12	0

TONY POLLARD (RB)

Date	Opp	GP	/	GS	Att	Yds	Avg	Lg	TD
Sept 8	@ CHI	S			16	82	5.1	26t	1
Sept 15	NYJ	S			17	62	3.6	15	0
Sept 22	GB	S			6	14	2.3	4	0
Sept 30	@ MIA	S			22	88	4.0	41	1
Oct 13	IND	S			17	93	5.5	23	1
Oct 20	@ BUF	S			16	61	3.8	14	0
Oct 27	@ DET	S			20	94	4.7	17	0
Nov 3	NE	S			28	128	4.6	32	0
Nov 10	@ LAC	S			9	44	4.9	15	0
Nov 17	MIN	S			9	15	1.7	4	0
Nov 24	@ HOU	S			24	119	5.0	27	1
Dec 1	@ WAS	S			8	35	4.4	7	0
Dec 8	JAX	S			21	102	4.9	21	0
Dec 15	CIN	S			17	45	2.6	15	1
Dec 22	@ IND	S			8	35	4.375	17	0
Dec 29	@ JAX	IA			0	0	-	0	0
Jan 5	HOU	S			22	62	2.8	11	0
2024 Totals		16	/	16	260	1079	4.2	41	5

TYJAE SPEARS (RB)

Date	Opp	GP	/	GS	Att	Yds	Avg	Lg	TD
Sept 8	@ CHI	p			4	21	5.3	11	0
Sept 15	NYJ	p			6	20	3.3	7	0
Sept 22	GB	p			2	7	3.5	6	0
Sept 30	@ MIA	p			15	39	2.6	9	1
Oct 13	IND	p			6	27	4.5	10	0
Oct 20	@ BUF	IA			0	0	-	0	0
Oct 27	@ DET	IA			0	0	-	0	0
Nov 3	NE	IA			0	0	-	0	0
Nov 10	@ LAC	p			7	47	6.7	19	0
Nov 17	MIN	p			3	0	0.0	4	0
Nov 24	@ HOU	IA			0	0	-	0	0
Dec 1	@ WAS	p			1	3	3.0	3	0
Dec 8	JAX	p			6	21	3.5	8	0
Dec 15	CIN	p			4	5	1.3	6	1
Dec 22	@ IND	p			10	27	2.7	11t	2
Dec 29	@ JAX	S			20	95	4.8	23	0
Jan 5	HOU	IA			0	0	-	0	0
2024 Totals		12	/	1	84	312	3.7	23	4

WILL LEVIS (QB)

Date	Opp	GP	/	GS	Att	Yds	Avg	Lg	TD
Sept 8	@ CHI	S			4	36	9.0	15	0
Sept 15	NYJ	S			4	38	9.5	21	0
Sept 22	GB	S			3	12	4.0	8	0
Sept 30	@ MIA	S			2	5	2.5	3	0
Oct 13	IND	S			3	15	5.0	7	0
Oct 20	@ BUF	IA			0	0	-	0	0
Oct 27	@ DET	IA			0	0	-	0	0
Nov 3	NE	IA			0	0	-	0	0
Nov 10	@ LAC	S			5	41	8.2	12	0
Nov 17	MIN	S			7	18	2.6	10	0
Nov 24	@ HOU	S			8	10	1.3	6	0
Dec 1	@ WAS	S			2	-3	-1.5	0	0
Dec 8	JAX	S			1	3	3.0	3	0
Dec 15	CIN	S			2	0	0.0	2	0
Dec 22	@ IND	DNP			0	0	-	0	0
Dec 29	@ JAX	DNP			0	0	-	0	0
Jan 5	HOU	S			4	8	2.0	8	0
2024 Totals		12	/	12	45	183	4.1	21	0

CALVIN RIDLEY (WR)

Date	Opp	GP	/	GS	Att	Yds	Avg	Lg	TD
Sept 8	@ CHI	S			0	0	-	0	0
Sept 15	NYJ	S			1	10	10.0	10t	1
Sept 22	GB	p			0	0	-	0	0
Sept 30	@ MIA	S			1	10	10.0	10	0
Oct 13	IND	S			1	9	9.0	9	0
Oct 20	@ BUF	S			0	0	-	0	0
Oct 27	@ DET	S			1	3	3.0	3	0
Nov 3	NE	S			0	0	-	0	0
Nov 10	@ LAC	S			0	0	-	0	0
Nov 17	MIN	S			0	0	-	0	0
Nov 24	@ HOU	S			0	0	-	0	0
Dec 1	@ WAS	S			0	0	-	0	0
Dec 8	JAX	p			0	0	-	0	0
Dec 15	CIN	p			1	19	19	19	0
Dec 22	@ IND	S			0	0	-	0	0
Dec 29	@ JAX	S			1	7	7.0	7	0
Jan 5	HOU	S			2	-3	-1.5	7	0
2024 Totals		17	/	14	8	55	6.9	19	1

MASON RUDOLPH (QB)

Date	Opp	GP	/	GS	Att	Yds	Avg	Lg	TD
Sept 8	@ CHI	DNP			0	0	-	0	0
Sept 15	NYJ	DNP			0	0	-	0	0
Sept 22	GB	DNP			0	0	-	0	0
Sept 30	@ MIA	p			0	0	-	0	0
Oct 13	IND	DNP			0	0	-	0	0
Oct 20	@ BUF	S			5	13	2.6	8	0
Oct 27	@ DET	S			4	29	7.3	14	1
Nov 3	NE	S			4	19	4.8	13	0
Nov 10	@ LAC	DNP			0	0	-	0	0
Nov 17	MIN	DNP			0	0	-	0	0
Nov 24	@ HOU	DNP			0	0	-	0	0
Dec 1	@ WAS	DNP			0	0	-	0	0
Dec 8	JAX	DNP			0	0	-	0	0
Dec 15	CIN	p			2	14	7.0	12	0
Dec 22	@ IND	S			4	3	0.8	3	0
Dec 29	@ JAX	S			5	23	4.6	7	0
Jan 5	HOU	p			1	5	5.0	5	0
2024 Totals		8	/	5	25	106	4.2	14	1

Other rushers: WR T. Boyd (1 att, 3 yds vs. NE, 11/3), WR T. Burks (2 att., 1 yd @ CHI, 9/8), WR J. Jackson (1 att, -5 yds vs. NE, 11/3), TE C. Okonkwo (1 att., 17 yards at JAX, 12/29)



2024 TITANS GAME-BY-GAME INDIVIDUAL RECEIVING STATISTICS

TYLER BOYD (WR)

Date	Opp	GP	/	GS	No	Yds	Avg	Lg	TD
Sept 8	@ CHI			S	3	18	6.0	11	0
Sept 15	NYJ			S	2	26	13.0	17	0
Sept 22	GB			p	3	33	11.0	20	0
Sept 30	@ MIA			S	2	31	15.5	27	0
Oct 13	IND			S	3	19	6.3	8	0
Oct 20	@ BUF			p	5	43	8.6	12	0
Oct 27	@ DET			p	3	14	4.7	5	0
Nov 3	NE			p	0	0	-	0	0
Nov 10	@ LAC			S	0	0	-	0	0
Nov 17	MIN			S	2	34	17.0	30	0
Nov 24	@ HOU			S	6	55	9.2	0	0
Dec 1	@ WAS			S	3	37	12.3	16	0
Dec 8	JAX			p	1	7	7.0	7	0
Dec 15	CIN			p	2	39	19.5	40	0
Dec 22	@ IND			p	2	20	10.0	14	0
Dec 29	@ JAX			p	2	14	7.0	7	0
Jan 5	HOU			IA	0	0	-	0	0
2024 Totals		16	/	8	39	390	10.0	40	0

TREYLON BURKS (WR)

Date	Opp	GP	/	GS	No	Yds	Avg	Lg	TD
Sept 8	@ CHI			p	1	2	2.0	2	0
Sept 15	NYJ			p	0	0	-	0	0
Sept 22	GB			S	1	9	9.0	9	0
Sept 30	@ MIA			S	1	13	13.0	13	0
Oct 13	IND			p	1	10	10.0	10	0
Oct 20	@ BUF			0	0	0	-	0	0
Oct 27	@ DET			0	0	0	-	0	0
Nov 3	NE			0	0	0	-	0	0
Nov 10	@ LAC			0	0	0	-	0	0
Nov 17	MIN			0	0	0	-	0	0
Nov 24	@ HOU			0	0	0	-	0	0
Dec 1	@ WAS			0	0	0	-	0	0
Dec 8	JAX			0	0	0	-	0	0
Dec 15	CIN			0	0	0	-	0	0
Dec 22	@ IND			0	0	0	-	0	0
Dec 29	@ JAX			0	0	0	-	0	0
Jan 5	HOU			0	0	0	-	0	0
2024 Totals		5	/	2	4	34	8.5	13	0

JULIUS CHESTNUT (RB)

Date	Opp	GP	/	GS	No	Yds	Avg	Lg	TD
Sept 8	@ CHI			p	0	0	-	0	0
Sept 15	NYJ			p	0	0	-	0	0
Sept 22	GB			p	0	0	-	0	0
Sept 30	@ MIA			p	0	0	-	0	0
Oct 13	IND			p	0	0	-	0	0
Oct 20	@ BUF			p	1	9	9.0	9	0
Oct 27	@ DET			p	0	0	-	0	0
Nov 3	NE			p	0	0	-	0	0
Nov 10	@ LAC			p	0	0	-	0	0
Nov 17	MIN			p	0	0	-	0	0
Nov 24	@ HOU			p	1	2	2.0	2	0
Dec 1	@ WAS			p	0	0	-	0	0
Dec 8	JAX			p	0	0	-	0	0
Dec 15	CIN			p	0	0	-	0	0
Dec 22	@ IND			p	0	0	-	0	0
Dec 29	@ JAX			p	0	0	-	0	0
Jan 5	HOU			p	0	0	-	0	0
2024 Totals		17	/	0	2	11	5.5	9	0

DEANDRE HOPKINS (WR)

Date	Opp	GP	/	GS	No	Yds	Avg	Lg	TD
Sept 8	@ CHI			S	1	8	8.0	8	0
Sept 15	NYJ			S	1	9	9.0	9	0
Sept 22	GB			p	6	73	12.2	20	1
Sept 30	@ MIA			p	2	31	15.5	16	0
Oct 13	IND			p	4	54	13.5	23	0
Oct 20	@ BUF			S	1	-2	-2.0	6	0
Oct 27	@ DET			0	0	0	-	0	0
Nov 3	NE			0	0	0	-	0	0
Nov 10	@ LAC			0	0	0	-	0	0
Nov 17	MIN			0	0	0	-	0	0
Nov 24	@ HOU			0	0	0	-	0	0
Dec 1	@ WAS			0	0	0	-	0	0
Dec 8	JAX			0	0	0	-	0	0
Dec 15	CIN			0	0	0	-	0	0
Dec 22	@ IND			0	0	0	-	0	0
Dec 29	@ JAX			0	0	0	-	0	0
Jan 5	HOU			0	0	0	-	0	0
2024 Totals		6	/	3	15	173	11.5	23	1

JHA'QUAN JACKSON (WR)

Date	Opp	GP	/	GS	No	Yds	Avg	Lg	TD
Sept 8	@ CHI			p	0	0	-	0	0
Sept 15	NYJ			p	0	0	-	0	0
Sept 22	GB			p	0	0	-	0	0
Sept 30	@ MIA			p	0	0	-	0	0
Oct 13	IND			p	0	0	-	0	0
Oct 20	@ BUF			p	0	0	-	0	0
Oct 27	@ DET			p	0	0	-	0	0
Nov 3	NE			p	1	8	8.0	8	0
Nov 10	@ LAC			p	0	0	-	0	0
Nov 17	MIN			p	0	0	-	0	0
Nov 24	@ HOU			p	0	0	-	0	0
Dec 1	@ WAS			p	0	0	-	0	0
Dec 8	JAX			IA	0	0	-	0	0
Dec 15	CIN			IA	0	0	-	0	0
Dec 22	@ IND			IA	0	0	-	0	0
Dec 29	@ JAX			IA	0	0	-	0	0
Jan 5	HOU			IA	0	0	-	0	0
2024 Totals		12	/	0	1	8	8.0	8	0

DAVID MARTIN-ROBINSON (TE)

Date	Opp	GP	/	GS	No	Yds	Avg	Lg	TD
Sept 8	@ CHI			IA	0	0	-	0	0
Sept 15	NYJ			IA	0	0	-	0	0
Sept 22	GB			IA	0	0	-	0	0
Sept 30	@ MIA			IA	0	0	-	0	0
Oct 13	IND			IA	0	0	-	0	0
Oct 20	@ BUF			IA	0	0	-	0	0
Oct 27	@ DET			IA	0	0	-	0	0
Nov 3	NE			IA	0	0	-	0	0
Nov 10	@ LAC			IA	0	0	-	0	0
Nov 17	MIN			IA	0	0	-	0	0
Nov 24	@ HOU			IA	0	0	-	0	0
Dec 1	@ WAS			IA	0	0	-	0	0
Dec 8	JAX			p	0	0	-	0	0
Dec 15	CIN			p	0	0	-	0	0
Dec 22	@ IND			p	1	6	6.0	6	0
Dec 29	@ JAX			S	0	0	-	0	0
Jan 5	HOU			S	0	0	-	0	0
2024 Totals		5	/	2	1	6	6.0	6	0



2024 TITANS GAME-BY-GAME INDIVIDUAL RECEIVING STATISTICS

CHIG OKONKWO (TE)

Date	Opp	GP	/	GS	No	Yds	Avg	Lg	TD
Sept 8	@ CHI	S			2	15	7.5	17t	1
Sept 15	NYJ	S			3	16	5.3	8	0
Sept 22	GB	p			2	15	7.5	8	0
Sept 30	@ MIA	S			1	5	5.0	5	0
Oct 13	IND	p			3	6	2.0	5	0
Oct 20	@ BUF	p			4	50	12.5	26	0
Oct 27	@ DET	p			2	14	7.0	18	0
Nov 3	NE	S			3	38	12.7	21	0
Nov 10	@ LAC	p			1	14	14.0	14	0
Nov 17	MIN	S			2	19	9.5	12	0
Nov 24	@ HOU	S			1	70	70.0	70t	1
Dec 1	@ WAS	p			3	27	9.0	14	0
Dec 8	JAX	S			3	8	2.7	10	0
Dec 15	CIN	S			8	59	7.4	12	0
Dec 22	@ IND	S			9	81	9.0	22	0
Dec 29	@ JAX	S			5	42	8.4	18	0
Jan 5	HOU	S			0	0	-	0	0
2024 Totals		17	/	11	52	479	9.2	70t	2

BRYCE OLIVER (WR)

Date	Opp	GP	/	GS	No	Yds	Avg	Lg	TD
Sept 8	@ CHI	PS			0	0	-	0	0
Sept 15	NYJ	PS			0	0	-	0	0
Sept 22	GB	PS			0	0	-	0	0
Sept 30	@ MIA	PS			0	0	-	0	0
Oct 13	IND	PS			0	0	-	0	0
Oct 20	@ BUF	PS			0	0	-	0	0
Oct 27	@ DET	PS			0	0	-	0	0
Nov 3	NE	S			0	0	-	0	0
Nov 10	@ LAC	p			2	23	11.5	19	0
Nov 17	MIN	p			1	33	33.0	33	0
Nov 24	@ HOU	p			0	0	-	0	0
Dec 1	@ WAS	p			0	0	-	0	0
Dec 8	JAX	p			1	16	16.0	16	0
Dec 15	CIN	p			1	8	8	8	0
Dec 22	@ IND	p			0	0	-	0	0
Dec 29	@ JAX	p			0	0	-	0	0
Jan 5	HOU	p			1	15	15.0	15	0
2024 Totals		10	/	1	6	95	15.8	33	0

TONY POLLARD (RB)

Date	Opp	GP	/	GS	No	Yds	Avg	Lg	TD
Sept 8	@ CHI	S			3	12	4.0	8	0
Sept 15	NYJ	S			5	40	8.0	22	0
Sept 22	GB	S			3	15	5.0	12	0
Sept 30	@ MIA	S			2	20	10.0	16	0
Oct 13	IND	S			3	-5	-1.7	1	0
Oct 20	@ BUF	S			2	4	2.0	2	0
Oct 27	@ DET	S			3	23	7.7	17	0
Nov 3	NE	S			3	26	8.7	12	0
Nov 10	@ LAC	S			4	19	4.8	15	0
Nov 17	MIN	S			2	14	7.0	10	0
Nov 24	@ HOU	S			3	10	3.3	9	0
Dec 1	@ WAS	S			4	33	8.3	30	0
Dec 8	JAX	S			2	22	11.0	13	0
Dec 15	CIN	S			0	0	-	0	0
Dec 22	@ IND	S			2	5	2.5	8	0
Dec 29	@ JAX	IA			0	0	-	0	0
Jan 5	HOU	S			0	0	-	0	0
2024 Totals		16	/	16	41	238	5.8	30	0

CALVIN RIDLEY (WR)

Date	Opp	GP	/	GS	No	Yds	Avg	Lg	TD
Sept 8	@ CHI	S			3	50	16.7	22	0
Sept 15	NYJ	S			4	77	19.3	40t	1
Sept 22	GB	p			1	9	9.0	9	0
Sept 30	@ MIA	S			1	5	5.0	5	0
Oct 13	IND	S			0	0	-	0	0
Oct 20	@ BUF	S			3	42	14.0	33	0
Oct 27	@ DET	S			10	143	14.3	47	0
Nov 3	NE	S			5	73	14.6	25	0
Nov 10	@ LAC	S			5	84	16.8	41t	2
Nov 17	MIN	S			4	58	14.5	21	0
Nov 24	@ HOU	S			5	93	18.6	63	0
Dec 1	@ WAS	S			2	45	22.5	30	0
Dec 8	JAX	p			7	59	8.4	30	0
Dec 15	CIN	p			3	41	13.7	21	0
Dec 22	@ IND	S			3	78	26.0	38t	1
Dec 29	@ JAX	S			5	84	16.8	24	0
Jan 5	HOU	S			3	76	25.3	39	0
2024 Totals		17	/	14	64	1017	15.9	63	4

TYJAE SPEARS (RB)

Date	Opp	GP	/	GS	No	Yds	Avg	Lg	TD
Sept 8	@ CHI	p			4	11	2.8	5	0
Sept 15	NYJ	p			2	11	5.5	6	0
Sept 22	GB	p			4	54	13.5	29	0
Sept 30	@ MIA	p			2	0	0.0	5	0
Oct 13	IND	p			0	0	-	0	0
Oct 20	@ BUF	IA			0	0	-	0	0
Oct 27	@ DET	IA			0	0	-	0	0
Nov 3	NE	IA			0	0	-	0	0
Nov 10	@ LAC	p			3	4	1.3	6	0
Nov 17	MIN	p			2	8	4.0	5	0
Nov 24	@ HOU	IA			0	0	-	0	0
Dec 1	@ WAS	p			0	0	-	0	0
Dec 8	JAX	p			1	2	2.0	2	0
Dec 15	CIN	p			6	87	14.5	43	1
Dec 22	@ IND	p			3	39	13.0	19	0
Dec 29	@ JAX	S			3	8	2.7	6	0
Jan 5	HOU	IA			0	0	-	0	0
2024 Totals		12	/	1	30	224	7.5	43	1

NICK WESTBROOK-IKHINE (WR)

Date	Opp	GP	/	GS	No	Yds	Avg	Lg	TD
Sept 8	@ CHI	p			0	0	-	0	0
Sept 15	NYJ	p			0	0	-	0	0
Sept 22	GB	p			0	0	-	0	0
Sept 30	@ MIA	p			0	0	-	0	0
Oct 13	IND	p			1	9	9.0	9t	1
Oct 20	@ BUF	p			2	10	5.0	6	1
Oct 27	@ DET	S			2	39	19.5	34	1
Nov 3	NE	S			5	50	10.0	14	1
Nov 10	@ LAC	S			3	31	10.3	13	0
Nov 17	MIN	p			2	117	58.5	98t	1
Nov 24	@ HOU	S			2	48	24.0	38t	1
Dec 1	@ WAS	S			3	61	20.3	27t	2
Dec 8	JAX	S			1	19	19.0	19	0
Dec 15	CIN	S			2	9	4.5	5	0
Dec 22	@ IND	p			2	17	8.5	11	1
Dec 29	@ JAX	S			3	37	12.3	18	0
Jan 5	HOU	S			4	50	12.5	19	0
2024 Totals		17	/	9	32	497	15.5	98t	9



2024 TITANS GAME-BY-GAME INDIVIDUAL RECEIVING STATISTICS

JOSH WHYLE (TE)

Date	Opp	GP	/	GS	No	Yds	Avg	Lg	TD
Sept 8	@ CHI		p		0	0	-	0	0
Sept 15	NYJ		p		2	13	6.5	12	0
Sept 22	GB		S		4	43	10.8	23	0
Sept 30	@ MIA		p		1	5	5.0	5	0
Oct 13	IND		S		1	2	2.0	2	0
Oct 20	@ BUF		S		3	34	11.3	12	0
Oct 27	@ DET		S		2	33	16.5	33	0
Nov 3	NE		p		1	12	12.0	12	0
Nov 10	@ LAC		p		0	0	-	0	0
Nov 17	MIN		p		1	6	6.0	6	0
Nov 24	@ HOU		p		0	0	-	0	0
Dec 1	@ WAS		p		1	3	3.0	3	0
Dec 8	JAX		p		2	31	15.5	23	0
Dec 15	CIN		p		5	37	7.4	13t	1
Dec 22	@ IND		p		0	0	-	0	0
Dec 29	@ JAX		p		0	0	-	0	0
Jan 5	HOU		p		5	29	5.8	9	0
2024 Totals		17	/	4	28	248	8.9	33	1

NICK VANNETT (TE)

Date	Opp	GP	/	GS	No	Yds	Avg	Lg	TD
Sept 8	@ CHI		p		2	11	5.5	8	0
Sept 15	NYJ		p		0	0	-	0	0
Sept 22	GB		S		2	9	4.5	8	1
Sept 30	@ MIA		p		0	0	-	0	0
Oct 13	IND		S		0	0	-	0	0
Oct 20	@ BUF		S		4	25	6.3	11	0
Oct 27	@ DET		S		0	0	-	0	0
Nov 3	NE		S		2	33	16.5	24	1
Nov 10	@ LAC		S		0	0	-	0	0
Nov 17	MIN		S		1	6	6.0	6	0
Nov 24	@ HOU		p		0	0	-	0	0
Dec 1	@ WAS		S		1	6	6.0	6	0
Dec 8	JAX		S		1	4	4.0	4	0
Dec 15	CIN		S		1	7	7	7	0
Dec 22	@ IND		S		0	0	-	0	0
Dec 29	@ JAX		p		1	8	8.0	8t	1
Jan 5	HOU		p		2	26	13.0	17	0
2024 Totals		17	/	11	17	135	7.9	24	3

Other receivers: **RB J. Kelley** (1 rec., nine yds vs. HOU, 1/5/25), **OT J. Latham** (1 rec. @ WAS, 12/1)



2024 TITANS GAME-BY-GAME INDIVIDUAL PUNTING STATISTICS

RYAN STONEHOUSE

Date	Opp	GP	/	GS	No.	Yds	Avg	Ret	Yds	R Avg	TB	In	Lg	Blk	Net
Sept 8	@ CHI			p	5	268	53.6	5	64	12.8	0	1	59	1	34.0
Sept 15	NYJ			p	4	226	56.5	3	35	11.7	0	1	63	1	38.2
Sept 22	GB			p	4	187	46.8	2	15	7.5	0	1	57	0	43.0
Sept 30	@ MIA			p	5	209	41.8	1	27	27.0	1	2	64	0	32.4
Oct 13	IND			p	5	289	57.8	4	67	16.8	1	0	75	0	40.4
Oct 20	@ BUF			p	5	266	53.2	5	56	11.2	0	0	62	0	42.0
Oct 27	@ DET			p	6	296	49.3	5	190	38.0	0	2	62	0	17.7
Nov 3	NE			p	5	233	46.6	2	69	34.5	1	2	58	0	28.8
Nov 10	@ LAC			p	4	214	53.5	2	14	7.0	0	3	58	0	50.0
Nov 17	MIN			p	5	241	48.2	2	17	8.5	1	1	62	0	40.8
Nov 24	@ HOU			p	5	250	50.0	5	24	4.8	0	2	62	0	45.2
Dec 1	@ WAS			p	4	213	53.3	3	18	6.0	1	0	58	0	43.8
Dec 8	JAX			p	3	143	47.7	2	8	4.0	0	3	52	0	45.0
Dec 15	CIN			p	1	67	67.0	1	15	15.0	0	0	67	0	52.0
Dec 22	@ IND			p	4	221	55.3	2	18	9.0	1	1	61	0	45.8
Dec 29	@ JAX			p	3	149	49.7	1	9	9.0	1	1	61	0	40.0
Jan 5	HOU			p	5	219	43.8	2	9	4.5	0	2	50	0	42.0
2024 Totals		17	/	0	73	3,691	50.6	47	655	13.9	7	22	75	2	38.6

2024 TITANS GAME-BY-GAME INDIVIDUAL RETURN STATISTICS

JULIUS CHESTNUT (RB)

Date	Opp	GP	/	GS	PUNT RETURNS						KICKOFF RETURNS				
					No	FC	Yds	Avg	Lg	TD	No	Yds	Avg	Lg	TD
Sept 8	@ CHI			p	0	0	0	-	0	0	0	0	-	0	0
Sept 15	NYJ			p	0	0	0	-	0	0	0	0	-	0	0
Sept 22	GB			p	0	0	0	-	0	0	0	0	-	0	0
Sept 30	@ MIA			p	0	0	0	-	0	0	0	0	-	0	0
Oct 13	IND			p	0	0	0	-	0	0	0	0	-	0	0
Oct 20	@ BUF			p	0	0	0	-	0	0	0	0	-	0	0
Oct 27	@ DET			p	0	0	0	-	0	0	0	0	-	0	0
Nov 3	NE			p	0	0	0	-	0	0	0	0	-	0	0
Nov 10	@ LAC			p	0	0	0	-	0	0	2	60	30.0	32	0
Nov 17	MIN			p	0	0	0	-	0	0	1	23	23.0	23	0
Nov 24	@ HOU			p	0	0	0	-	0	0	3	91	30.3	39	0
Dec 1	@ WAS			p	0	0	0	-	0	0	4	96	24.0	26	0
Dec 8	JAX			p	0	0	0	-	0	0	0	0	-	0	0
Dec 15	CIN			p	0	0	0	-	0	0	0	0	-	0	0
Dec 22	@ IND			p	0	0	0	-	0	0	0	0	-	0	0
Dec 29	@ JAX			p	0	0	0	-	0	0	3	67	22.3	24	0
Jan 5	HOU			p	0	0	0	-	0	0	0	0	-	0	0
2024 Totals		17	/	0	0	0	0	-	0	0	13	337	25.9	39	0

JHA'QUAN JACKSON (WR)

Date	Opp	GP	/	GS	PUNT RETURNS						KICKOFF RETURNS				
					No	FC	Yds	Avg	Lg	TD	No	Yds	Avg	Lg	TD
Sept 8	@ CHI			p	4	1	30	7.5	12	0	5	127	25.4	30	0
Sept 15	NYJ			p	5	1	37	7.4	18	0	1	30	30.0	30	0
Sept 22	GB			p	2	0	24	12.0	13	0	3	84	28.0	33	0
Sept 30	@ MIA			p	3	0	40	13.3	17	0	0	0	-	0	0
Oct 13	IND			p	2	0	9	4.5	11	0	0	0	-	0	0
Oct 20	@ BUF			p	2	0	8	4.0	8	0	2	55	27.5	34	0
Oct 27	@ DET			p	3	1	24	8.0	11	0	1	29	29.0	29	0
Nov 3	NE			p	1	0	7	7.0	7	0	2	47	23.5	24	0
Nov 10	@ LAC			p	0	2	0	-	0	0	1	27	27.0	27	0
Nov 17	MIN			p	2	0	26	13.0	20	0	0	0	-	0	0
Nov 24	@ HOU			p	3	2	2	0.7	2	0	0	0	-	0	0
Dec 1	@ WAS			p	1	0	8	8.0	8	0	1	13	13.0	13	0
Dec 8	JAX			IA	0	0	0	-	0	0	0	0	-	0	0
Dec 15	CIN			IA	0	0	0	-	0	0	0	0	-	0	0
Dec 22	@ IND			IA	0	0	0	-	0	0	0	0	-	0	0
Dec 29	@ JAX			IA	0	0	0	-	0	0	0	0	-	0	0
Jan 5	HOU			IA	0	0	0	-	0	0	0	0	-	0	0
2024 Totals		12	/	0	28	7	215	7.7	20	0	16	412	25.8	34	0



2024 TITANS GAME-BY-GAME INDIVIDUAL RETURN STATISTICS

MASON KINSEY (WR)					PUNT RETURNS						KICKOFF RETURNS					
Date	Opp	GP	/	GS	No	FC	Yds	Avg	Lg	TD	No	Yds	Avg	Lg	TD	
Sept 8	@	CHI		PS	0	0	0	-	0	0	0	0	-	0	0	
Sept 15		NYJ		PS	0	0	0	-	0	0	0	0	-	0	0	
Sept 22		GB		PS	0	0	0	-	0	0	0	0	-	0	0	
Sept 30	@	MIA		PS	0	0	0	-	0	0	0	0	-	0	0	
Oct 13		IND		PS	0	0	0	-	0	0	0	0	-	0	0	
Oct 20	@	BUF		PS	0	0	0	-	0	0	0	0	-	0	0	
Oct 27	@	DET		p	0	0	0	-	0	0	0	0	-	0	0	
Nov 3		NE		PS	0	0	0	-	0	0	0	0	-	0	0	
Nov 10	@	LAC		PS	0	0	0	-	0	0	0	0	-	0	0	
Nov 17		MIN		PS	0	0	0	-	0	0	0	0	-	0	0	
Nov 24	@	HOU		PS	0	0	0	-	0	0	0	0	-	0	0	
Dec 1	@	WAS		PS	0	0	0	-	0	0	0	0	-	0	0	
Dec 8		JAX		p	1	2	6	6.0	6	0	0	0	-	0	0	
Dec 15		CIN		p	0	1	0	-	0	0	0	0	-	0	0	
Dec 22	@	IND		p	3	1	23	7.7	9	0	0	0	-	0	0	
Dec 29	@	JAX		p	1	0	9	9.0	9	0	0	0	-	0	0	
Jan 5		HOU		p	1	1	0	0.0	0	0	0	0	-	0	0	
2024 Totals			6	/	0	6	5	38	6.3	9	0	0	0	-	0	0

TYJAE SPEARS (RB)					PUNT RETURNS						KICKOFF RETURNS				
Date	Opp	GP	/	GS	No	FC	Yds	Avg	Lg	TD	No	Yds	Avg	Lg	TD
Sept 8	@ CHI			p	0	0	0	-	0	0	0	0	-	0	0
Sept 15	NYJ			p	0	0	0	-	0	0	1	22	22.0	22	0
Sept 22	GB			p	0	0	0	-	0	0	0	0	-	0	0
Sept 30	@ MIA			p	0	0	0	-	0	0	0	0	-	0	0
Oct 13	IND			p	0	0	0	-	0	0	0	0	-	0	0
Oct 20	@ BUF			IA	0	0	0	-	0	0	0	0	-	0	0
Oct 27	@ DET			IA	0	0	0	-	0	0	0	0	-	0	0
Nov 3	NE			IA	0	0	0	-	0	0	0	0	-	0	0
Nov 10	@ LAC			p	0	0	0	-	0	0	0	0	-	0	0
Nov 17	MIN			p	0	0	0	-	0	0	0	0	-	0	0
Nov 24	@ HOU			IA	0	0	0	-	0	0	0	0	-	0	0
Dec 1	@ WAS			p	0	0	0	-	0	0	1	29	29.0	29	0
Dec 8	JAX			p	0	0	0	-	0	0	2	58	29.0	33	0
Dec 15	CIN			p	0	0	0	-	0	0	1	20	20.0	20	0
Dec 22	@ IND			p	0	0	0	-	0	0	2	69	34.5	42	0
Dec 29	@ JAX			S	0	0	0	-	0	0	0	0	-	0	0
Jan 5	HOU			IA	0	0	0	-	0	0	0	0	-	0	0
2024 Totals		12	/	1	0	0	0	-	0	0	7	198	28.3	42	0

Other returners: **T. Burks** (1 KO ret, 21 yds @ MIA, 9/30), **B. Oliver** (3 KO rets, 113 yds vs HOU, 1/5/25)



2024 TITANS GAME-BY-GAME INDIVIDUAL DEFENSIVE STATISTICS

CHIDOBE AWUZIE (CB)

Date	Opp	GP	/	GS	Tot	Solo	Asst	Sk	Yds	QBP	TFL	No	Yds	Lg	TD	PD	FF	FR	Yds	SpT
Sept 8	@ CHI			S	1	1	0	0.0	0.0	0	0	0	0	0	0	0	0	0	0	0
Sept 15	NYJ			S	2	2	0	0.0	0.0	0	0	0	0	0	0	0	0	0	0	0
Sept 22	GB			S	1	0	1	0.0	0.0	0	0	0	0	0	0	0	0	0	0	0
Sept 30	@ MIA			IR	0															
Oct 13	IND			IR	0															
Oct 20	@ BUF			IR	0															
Oct 27	@ DET			IR	0															
Nov 3	NE			IR	0															
Nov 10	@ LAC			IR	0															
Nov 17	MIN			IR	0															
Nov 24	@ HOU			IR	0															
Dec 1	@ WAS			IR	0															
Dec 8	JAX			S	3	2	1	0.0	0.0	0	0	1	8	8	0	1	0	0	0	0
Dec 15	CIN			S	6	4	2	0.0	0.0	1	0	0	0	0	0	2	0	0	0	0
Dec 22	@ IND			S	4	1	3	0.0	0.0	0	0	0	0	0	0	0	0	0	0	0
Dec 29	@ JAX			p	3	2	1	0.0	0.0	0	0	0	0	0	0	1	0	0	0	0
Jan 5	HOU			S	6	5	1	0.0	0.0	0	0	0	0	0	0	0	1	0	0	0
2024 Totals		8	/	7	26	17	9	0.0	0.0	1	0	1	8	8	0	4	1	0	0	0

DARRELL BAKER JR. (CB)

Date	Opp	GP	/	GS	Tot	Solo	Asst	Sk	Yds	QBP	TFL	No	Yds	Lg	TD	PD	FF	FR	Yds	SpT
Sept 8	@ CHI		p		0	0	0	0.0	0.0	0	0	0	0	0	0	0	0	0	0	1
Sept 15	NYJ		p		0	0	0	0.0	0.0	0	0	0	0	0	0	0	0	0	0	2
Sept 22	GB		p		0	0	0	0.0	0.0	0	0	0	0	0	0	0	0	0	0	0
Sept 30	@ MIA		p		3	2	1	0.0	0.0	0	0	0	0	0	0	0	0	0	0	0
Oct 13	IND		p		0	0	0	0.0	0.0	0	0	0	0	0	0	0	0	0	0	1
Oct 20	@ BUF		S		5	5	0	0.0	0.0	0	0	0	0	0	0	1	0	0	0	1
Oct 27	@ DET		S		1	1	0	0.0	0.0	0	0	0	0	0	0	1	0	0	0	0
Nov 3	NE		S		4	4	0	0.0	0.0	0	1	0	0	0	0	0	0	0	0	0
Nov 10	@ LAC		S		1	0	1	0.0	0.0	0	0	0	0	0	0	1	0	0	0	0
Nov 17	MIN		S		5	4	1	0.0	0.0	0	0	0	0	0	0	2	0	0	0	0
Nov 24	@ HOU		S		3	3	0	0.0	0.0	0	0	0	0	0	0	0	0	0	0	0
Dec 1	@ WAS		S		5	2	3	0.0	0.0	0	0	0	0	0	0	0	0	0	0	0
Dec 8	JAX		S		3	3	0	0.0	0.0	0	0	0	0	0	0	0	0	0	0	0
Dec 15	CIN		p		5	3	2	0.0	0.0	0	0	0	0	0	0	0	0	0	0	0
Dec 22	@ IND		p		0	0	0	0.0	0.0	0	0	0	0	0	0	0	0	0	0	0
Dec 29	@ JAX		S		0	0	0	0.0	0.0	0	0	0	0	0	0	0	0	0	0	0
Jan 5	HOU		p		1	1	0	0.0	0.0	0	0	0	0	0	0	0	0	0	0	0
2024 Totals		17	/	9	36	28	8	0.0	0.0	0	1	0	0	0	0	5	0	0	0	4

JEROME BAKER (LB)

Date	Opp	GP	/	GS	Tot	Solo	Asst	Sk	Yds	QBP	TFL	No	Yds	Lg	TD	PD	FF	FR	Yds	SpT
Oct 27	@ DET		IA		0	0	0	0.0	0.0	0	0	0	0	0	0	0	0	0	0	0
Nov 3	NE		DNP		0	0	0	0.0	0.0	0	0	0	0	0	0	0	0	0	0	0
Nov 10	@ LAC		DNP		0	0	0	0.0	0.0	0	0	0	0	0	0	0	0	0	0	0
Nov 17	MIN		p		8	4	4	0.0	0.0	1	0	0	0	0	0	0	0	0	0	0
Nov 24	@ HOU		S		3	3	0	0.0	0.0	0	0	0	0	0	0	0	0	0	0	0
Dec 1	@ WAS		S		6	2	4	0.0	0.0	0	0	0	0	0	0	0	0	0	0	0
Dec 8	JAX		IA		0	0	0	0.0	0.0	0	0	0	0	0	0	0	0	0	0	0
Dec 15	CIN		IA		0	0	0	0.0	0.0	0	0	0	0	0	0	0	0	0	0	0
Dec 22	@ IND		IA		0	0	0	0.0	0.0	0	0	0	0	0	0	0	0	0	0	0
Dec 29	@ JAX		S		6	3	3	1.0	0.0	1	0	0	0	0	0	1	0	0	0	0
Jan 5	HOU		p		1	1	0	0.0	0.0	0	0	0	0	0	0	1	0	0	0	0
2024 Totals		5	/	3	24	13	11	1.0	0.0	2	0	0	0	0	0	2	0	0	0	0



2024 TITANS GAME-BY-GAME INDIVIDUAL DEFENSIVE STATISTICS

MIKE BROWN (S)

MIKE BROWN (S)					TACKLES ...							INTERCEPTIONS ...					FUMBLES ...				
Date	Opp	GP	/	GS	Tot	Solo	Asst	Sk	Yds	QBP	TFL	No	Yds	Lg	TD	PD	FF	FR	Yds	SpT	
Sept 8	@ CHI		p		0	0	0	0.0	0.0	0	0	0	0	0	0	0	0	0	0	0	1
Sept 15	NYJ		p		0	0	0	0.0	0.0	0	0	0	0	0	0	0	0	0	0	0	2
Sept 22	GB		p		0	0	0	0.0	0.0	0	0	0	0	0	0	0	0	0	0	0	0
Sept 30	@ MIA		p		0	0	0	0.0	0.0	0	0	0	0	0	0	0	0	0	0	0	0
Oct 13	IND		p		0	0	0	0.0	0.0	0	0	0	0	0	0	0	0	0	0	0	2
Oct 20	@ BUF		p		1	0	1	0.0	0.0	0	0	0	0	0	0	0	0	0	0	0	1
Oct 27	@ DET		p		0	0	0	0.0	0.0	0	0	0	0	0	0	0	0	0	0	0	1
Nov 3	NE		p		7	3	4	0.0	0.0	1	0	0	0	0	0	1	0	0	0	0	0
Nov 10	@ LAC		S		8	5	3	0.0	0.0	0	0	0	0	0	0	0	0	0	0	0	0
Nov 17	MIN		S		2	1	1	0.0	0.0	0	0	0	0	0	0	0	0	0	0	0	1
Nov 24	@ HOU		S		5	3	2	0.0	0.0	0	0	0	0	0	0	0	0	0	0	0	0
Dec 1	@ WAS		p		2	1	1	0.0	0.0	0	0	0	0	0	0	0	0	0	0	0	0
Dec 8	JAX		p		0	0	0	0.0	0.0	0	0	0	0	0	0	0	0	0	0	0	0
Dec 15	CIN		p		0	0	0	0.0	0.0	0	0	0	0	0	0	0	0	0	0	0	1
Dec 22	@ IND		p		2	0	2	0.0	0.0	0	0	0	0	0	0	0	0	0	0	0	1
Dec 29	@ JAX		p		7	4	3	0.0	0.0	0	0	0	0	0	0	0	0	0	0	0	1
Jan 5	HOU		S		4	3	1	0.0	0.0	1	0	0	0	0	0	0	0	0	0	0	0
2024 Totals		17	/	4	38	20	18	0.0	0.0	2	0	0	0	0	0	1	0	0	0	0	11

JARVIS BROWNLEE JR. (CB)

JARVIS BROWNLEE JR. (CB)					TACKLES ...							INTERCEPTIONS ...					FUMBLES ...			
Date	Opp	GP	/	GS	Tot	Solo	Asst	Sk	Yds	QBP	TFL	No	Yds	Lg	TD	PD	FF	FR	Yds	SpT
Sept 8	@ CHI		p		2	2	0	0.0	0.0	0	1	0	0	0	0	0	0	0	0	0
Sept 15	NYJ		p		1	1	0	0.0	0.0	0	0	0	0	0	0	0	0	0	0	1
Sept 22	GB		p		2	2	0	0.0	0.0	1	1	0	0	0	0	0	0	0	0	0
Sept 30	@ MIA		S		5	4	1	0.0	0.0	0	0	0	0	0	0	0	0	0	0	0
Oct 13	IND		S		2	2	0	0.0	0.0	0	0	0	0	0	0	2	0	0	0	0
Oct 20	@ BUF		S		6	5	1	0.0	0.0	0	0	0	0	0	0	2	0	0	0	0
Oct 27	@ DET		S		5	1	4	0.0	0.0	0	1	0	0	0	0	0	0	0	0	0
Nov 3	NE		S		7	6	1	0.0	0.0	0	0	0	0	0	0	1	0	0	0	0
Nov 10	@ LAC		S		5	4	1	0.0	0.0	0	1	0	0	0	0	0	0	0	0	0
Nov 17	MIN		S		2	1	1	0.0	0.0	1	0	0	0	0	0	0	0	0	0	0
Nov 24	@ HOU		S		4	3	1	0.0	0.0	0	1	1	2	2	0	3	0	0	0	0
Dec 1	@ WAS		S		4	0	4	0.0	0.0	0	0	0	0	0	0	0	0	0	0	0
Dec 8	JAX		S		9	6	3	0.0	0.0	0	1	0	0	0	0	0	0	0	0	0
Dec 15	CIN		S		4	1	3	0.0	0.0	0	0	0	0	0	0	0	0	0	0	0
Dec 22	@ IND		S		6	3	3	0.0	0.0	0	1	0	0	0	0	0	0	0	0	0
Dec 29	@ JAX		S		6	3	3	0.0	0.0	0	0	0	0	0	0	0	0	0	0	0
Jan 5	HOU		S		4	1	3	0.0	0.0	0	0	0	0	0	0	1	0	1	0	0
2024 Totals		17	/	14	74	45	29	0.0	0.0	2	7	1	2	2	0	9	0	1	0	1

KEONDRE COBURN (DL)

KEONDRE COBURN (DL)					TACKLES ...							INTERCEPTIONS ...					FUMBLES ...			
Date	Opp	GP	/	GS	Tot	Solo	Asst	Sk	Yds	QBP	TFL	No	Yds	Lg	TD	PD	FF	FR	Yds	SpT
Sept 8	@ CHI		p		1	0	1	0.0	0.0	1	0	0	0	0	0	0	0	0	0	0
Sept 15	NYJ		p		0	0	0	0.0	0.0	0	0	0	0	0	0	0	0	0	0	0
Sept 22	GB		p		1	0	1	0.0	0.0	0	0	0	0	0	0	0	0	0	0	0
Sept 30	@ MIA		S		0	0	0	0.0	0.0	0	0	0	0	0	0	0	0	0	0	0
Oct 13	IND		IA		0	0	0	0.0	0.0	0	0	0	0	0	0	0	0	0	0	0
Oct 20	@ BUF		IA		0	0	0	0.0	0.0	0	0	0	0	0	0	0	0	0	0	0
Oct 27	@ DET		p		0	0	0	0.0	0.0	0	0	0	0	0	0	0	0	0	0	0
Nov 3	NE		p		0	0	0	0.0	0.0	0	0	0	0	0	0	0	0	0	0	0
Nov 10	@ LAC		p		1	1	0	0.0	0.0	0	0	0	0	0	0	0	0	0	0	0
Nov 17	MIN		p		1	1	0	0.0	0.0	0	0	0	0	0	0	0	0	0	0	0
Nov 24	@ HOU		p		0	0	0	0.0	0.0	0	0	0	0	0	0	0	0	0	0	0
Dec 1	@ WAS		p		3	3	0	0.0	0.0	0	0	0	0	0	0	0	0	0	0	0
Dec 8	JAX		p		1	1	0	0.0	0.0	0	0	0	0	0	0	0	0	0	0	0
Dec 15	CIN		p		0	0	0	0.0	0.0	0	0	0	0	0	0	0	0	0	0	0
Dec 22	@ IND		p		1	0	1	0.0	0.0	1	0	0	0	0	0	0	0	0	0	0
Dec 29	@ JAX		p		2	2	0	0.0	0.0	0	0	0	0	0	0	0	0	0	0	0
Jan 5	HOU		p		3	0	3	0.0	0.0	0	0	0	0	0	0	0	0	0	0	0
2024 Totals		15	/	1	14	8	6	0.0	0.0	2	0	0	0	0	0	0	0	0	0	0



2024 TITANS GAME-BY-GAME INDIVIDUAL DEFENSIVE STATISTICS

QUANDRE DIGGS (S)					TACKLES . . .							INTERCEPTIONS . . .					FUMBLES . . .			
Date	Opp	GP	/	GS	Tot	Solo	Asst	Sk	Yds	QBP	TFL	No	Yds	Lg	TD	PD	FF	FR	Yds	SpT
Sept 8	@ CHI			S	4	3	1	0.0	0.0	0	0	0	0	0	0	0	0	0	0	0
Sept 15	NYJ			S	5	4	1	0.0	0.0	0	0	0	0	0	0	0	0	0	0	0
Sept 22	GB			S	8	7	1	0.0	0.0	0	0	0	0	0	0	0	0	0	0	0
Sept 30	@ MIA			S	4	4	0	0.0	0.0	0	0	0	0	0	0	0	0	0	0	0
Oct 13	IND			S	6	6	0	0.0	0.0	0	0	0	0	0	0	0	0	0	0	0
Oct 20	@ BUF			S	5	4	1	0.0	0.0	0	0	0	0	0	0	0	0	0	0	0
Oct 27	@ DET			S	7	5	2	0.0	0.0	0	0	0	0	0	0	0	0	0	0	0
Nov 3	NE			S	3	2	1	0.0	0.0	0	0	0	0	0	0	0	0	0	0	0
2024 Totals		8	/	8	42	35	7	0.0	0.0	0	0	0	0	0	0	0	0	0	0	0

ALI GAYE (OLB)					TACKLES . . .							INTERCEPTIONS . . .					FUMBLES . . .			
Date	Opp	GP	/	GS	Tot	Solo	Asst	Sk	Yds	QBP	TFL	No	Yds	Lg	TD	PD	FF	FR	Yds	SpT
Sept 8	@ CHI			IA	0	0	0	0.0	0.0	0	0	0	0	0	0	0	0	0	0	0
Sept 15	NYJ			p	0	0	0	0.0	0.0	0	0	0	0	0	0	0	0	0	0	0
Sept 22	GB			p	1	1	0	0.0	0.0	0	0	0	0	0	0	0	0	0	0	0
Sept 30	@ MIA			IA	0	0	0	0.0	0.0	0	0	0	0	0	0	0	0	0	0	0
Oct 13	IND			p	1	1	0	0.0	0.0	0	0	0	0	0	0	0	0	0	0	0
Oct 20	@ BUF			p	1	1	0	0.0	0.0	0	0	0	0	0	0	0	0	0	0	0
Oct 27	@ DET			p	0	0	0	0.0	0.0	0	0	0	0	0	0	0	0	0	0	0
Nov 3	NE			p	0	0	0	0.0	0.0	0	0	0	0	0	0	0	0	0	0	0
Nov 10	@ LAC			p	0	0	0	0.0	0.0	1	0	0	0	0	0	0	0	0	0	0
Nov 17	MIN			p	2	2	0	0.0	0.0	0	1	0	0	0	0	0	0	0	0	0
Nov 24	@ HOU			p	1	1	0	1.0	10.0	1	1	0	0	0	0	0	0	0	0	0
Dec 1	@ WAS			p	0	0	0	0.0	0.0	0	0	0	0	0	0	0	0	0	0	0
Dec 8	JAX			p	0	0	0	0.0	0.0	0	0	0	0	0	0	0	0	0	0	0
Dec 15	CIN			p	1	0	1	0.0	0.0	1	0	0	0	0	0	0	0	0	0	0
Dec 22	@ IND			p	0	0	0	0.0	0.0	0	0	0	0	0	0	0	0	0	0	0
Dec 29	@ JAX			p	0	0	0	0.0	0.0	1	0	0	0	0	0	0	0	0	0	0
Jan 5	HOU			p	1	1	0	0.0	0.0	1	1	0	0	0	0	0	0	0	0	0
2024 Totals		15	/	0	8	7	1	1.0	10.0	5	3	0	0	0	0	0	0	0	0	0

JACK GIBBENS (LB)					TACKLES . . .							INTERCEPTIONS . . .					FUMBLES . . .				
Date	Opp	GP	/	GS	Tot	Solo	Asst	Sk	Yds	QBP	TFL	No	Yds	Lg	TD	PD	FF	FR	Yds	SpT	
Sept 8	@ CHI			S	3	1	2	0.0	0.0	2	0	0	0	0	0	0	0	0	0	0	1
Sept 15	NYJ			p	0	0	0	0.0	0.0	0	0	0	0	0	0	0	0	0	0	0	1
Sept 22	GB			p	0	0	0	0.0	0.0	0	0	0	0	0	0	0	0	0	0	0	1
Sept 30	@ MIA			p	0	0	0	0.0	0.0	0	0	0	0	0	0	0	0	0	0	0	0
Oct 13	IND			p	0	0	0	0.0	0.0	0	0	0	0	0	0	0	0	0	0	0	0
Oct 20	@ BUF			p	1	1	0	0.0	0.0	0	0	0	0	0	0	0	0	0	0	0	0
Oct 27	@ DET			S	8	4	4	0.0	0.0	1	0	0	0	0	0	0	0	0	0	0	0
Nov 3	NE			S	14	4	10	0.5	3.0	1	2	0	0	0	0	0	0	0	0	0	0
Nov 10	@ LAC			S	15	10	5	0.0	0.0	1	0	0	0	0	0	0	0	0	0	0	0
Nov 17	MIN			S	0	0	0	0.0	0.0	0	0	0	0	0	0	0	0	0	0	0	0
2024 Totals		10	/	5	41	20	21	0.5	3.0	5	2	0	0	0	0	0	0	0	0	0	3

2024 TITANS GAME-BY-GAME INDIVIDUAL DEFENSIVE STATISTICS

LUKE GIFFORD (LB)					TACKLES . . .							INTERCEPTIONS . . .					FUMBLES . . .			
Date	Opp	GP	/	GS	Tot	Solo	Asst	Sk	Yds	QBP	TFL	No	Yds	Lg	TD	PD	FF	FR	Yds	SpT
Sept 8	@ CHI		p		0	0	0	0.0	0.0	0	0	0	0	0	0	0	0	0	0	0
Sept 15	NYJ		p		0	0	0	0.0	0.0	0	0	0	0	0	0	0	0	0	0	2
Sept 22	GB		p		0	0	0	0.0	0.0	0	0	0	0	0	0	0	0	0	0	0
Sept 30	@ MIA		p		0	0	0	0.0	0.0	0	0	0	0	0	0	0	0	0	0	0
Oct 13	IND		p		0	0	0	0.0	0.0	0	0	0	0	0	0	0	0	0	0	1
Oct 20	@ BUF		p		0	0	0	0.0	0.0	0	0	0	0	0	0	0	0	0	0	4
Oct 27	@ DET		p		0	0	0	0.0	0.0	0	0	0	0	0	0	0	0	0	0	2
Nov 3	NE		p		0	0	0	0.0	0.0	0	0	0	0	0	0	0	0	0	0	0
Nov 10	@ LAC		p		0	0	0	0.0	0.0	0	0	0	0	0	0	0	0	0	0	1
Nov 17	MIN		p		0	0	0	0.0	0.0	0	0	0	0	0	0	0	0	0	0	0
Nov 24	@ HOU		p		0	0	0	0.0	0.0	0	0	0	0	0	0	0	0	0	0	1
Dec 1	@ WAS		p		2	2	0	0.0	0.0	0	0	0	0	0	0	0	0	0	0	1
Dec 8	JAX		S		10	7	3	0.0	0.0	0	1	0	0	0	0	0	0	0	0	1
Dec 15	CIN		S		8	5	3	0.0	0.0	0	0	1	0	0	0	1	0	0	0	0
Dec 22	@ IND		IA		0	0	0	0.0	0.0	0	0	0	0	0	0	0	0	0	0	0
Dec 29	@ JAX		S		8	5	3	0.0	0.0	0	0	0	0	0	0	1	0	0	0	0
Jan 5	HOU		S		7	2	5	0.0	0.0	0	0	0	0	0	0	0	0	0	0	1
2024 Totals		16	/	4	35	21	14	0.0	0.0	0	1	1	0	0	0	2	0	0	0	14

CEDRIC GRAY (LB)					TACKLES . . .							INTERCEPTIONS . . .					FUMBLES . . .			
Date	Opp	GP	/	GS	Tot	Solo	Asst	Sk	Yds	QBP	TFL	No	Yds	Lg	TD	PD	FF	FR	Yds	SpT
Nov 24	@ HOU		p		0	0	0	0.0	0.0	0	0	0	0	0	0	0	0	0	0	1
Dec 1	@ WAS		p		0	0	0	0.0	0.0	0	0	0	0	0	0	0	0	0	0	1
Dec 8	JAX		p		0	0	0	0.0	0.0	0	0	0	0	0	0	0	0	0	0	1
Dec 15	CIN		p		0	0	0	0.0	0.0	0	0	0	0	0	0	0	0	0	0	0
Dec 22	@ IND		p		11	6	5	0.0	0.0	0	0	0	0	0	0	0	0	0	0	4
Dec 29	@ JAX		p		0	0	0	0.0	0.0	0	0	0	0	0	0	0	0	0	0	0
Jan 5	HOU		p		3	0	3	0.0	0.0	0	0	0	0	0	0	0	0	0	0	1
2024 Totals		7	/	0	14	6	8	0.0	0.0	0	0	0	0	0	0	0	0	0	0	8

JAYLEN HARRELL (OLB)					TACKLES . . .							INTERCEPTIONS . . .					FUMBLES . . .			
Date	Opp	GP	/	GS	Tot	Solo	Asst	Sk	Yds	QBP	TFL	No	Yds	Lg	TD	PD	FF	FR	Yds	SpT
Sept 8	@ CHI		p		0	0	0	0.0	0.0	0	0	0	0	0	0	0	0	0	0	1
Sept 15	NYJ		p		1	0	1	0.0	0.0	0	0	0	0	0	0	0	0	0	0	0
Sept 22	GB		p		1	0	1	0.0	0.0	0	0	0	0	0	0	0	0	0	0	1
Sept 30	@ MIA		p		0	0	0	0.0	0.0	0	0	0	0	0	0	0	0	0	0	0
Oct 13	IND		p		0	0	0	0.0	0.0	0	0	0	0	0	0	0	0	0	0	0
Oct 20	@ BUF		p		1	1	0	0.0	0.0	0	1	0	0	0	0	0	0	0	0	0
Oct 27	@ DET		p		0	0	0	0.0	0.0	1	0	0	0	0	0	0	0	0	0	1
Nov 3	NE		p		1	0	1	0.0	0.0	0	0	0	0	0	0	0	0	0	0	0
Nov 10	@ LAC		p		2	2	0	0.0	0.0	0	1	0	0	0	0	0	0	0	0	0
Nov 17	MIN		p		1	0	1	0.0	0.0	0	0	0	0	0	0	0	0	0	0	0
Nov 24	@ HOU		p		0	0	0	0.0	0.0	1	0	0	0	0	0	0	0	0	0	0
Dec 1	@ WAS		p		2	2	0	0.0	0.0	0	0	0	0	0	0	0	0	0	0	0
Dec 8	JAX		p		0	0	0	0.0	0.0	0	0	0	0	0	0	0	0	0	0	0
Dec 15	CIN		p		0	0	0	0.0	0.0	1	0	0	0	0	0	0	0	0	0	0
Dec 22	@ IND		p		0	0	0	0.0	0.0	0	0	0	0	0	0	0	0	0	0	1
Dec 29	@ JAX		p		0	0	0	0.0	0.0	0	0	0	0	0	0	0	0	0	0	0
Jan 5	HOU		p		0	0	0	0.0	0.0	0	0	0	0	0	0	0	0	0	0	0
2024 Totals		17	/	0	9	5	4	0.0	0.0	3	2	0	0	0	0	0	0	0	0	4

2024 TITANS GAME-BY-GAME INDIVIDUAL DEFENSIVE STATISTICS

AMANI HOOKER (S)					TACKLES . . .							INTERCEPTIONS . . .					FUMBLES . . .			
Date	Opp	GP	/	GS	Tot	Solo	Asst	Sk	Yds	QBP	TFL	No	Yds	Lg	TD	PD	FF	FR	Yds	SpT
Sept 8	@ CHI			S	6	5	1	0.0	0.0	1	0	0	0	0	0	2	1	0	0	0
Sept 15	NYJ			S	3	3	0	0.0	0.0	1	0	0	0	0	0	0	0	0	0	0
Sept 22	GB			S	5	3	2	0.0	0.0	1	2	0	0	0	0	0	0	0	0	0
Sept 30	@ MIA			S	5	3	2	0.0	0.0	0	0	0	0	0	0	1	0	0	0	0
Oct 13	IND			S	6	4	2	0.0	0.0	1	1	1	30	30	0	1	0	0	0	0
Oct 20	@ BUF			S	3	2	1	0.0	0.0	1	1	0	0	0	0	0	1	0	0	0
Oct 27	@ DET			S	6	4	2	0.0	0.0	0	0	0	0	0	0	0	0	0	0	1
Nov 3	NE			S	5	2	3	0.0	0.0	1	0	2	19	17	0	3	0	0	0	0
Nov 10	@ LAC			S	4	3	1	0.0	0.0	0	0	0	0	0	0	0	0	0	0	0
Nov 17	MIN			S	4	2	2	0.0	0.0	0	0	0	0	0	0	0	0	0	0	0
Nov 24	@ HOU		DNP		0	0	0	0.0	0.0	0	0	0	0	0	0	0	0	0	0	0
Dec 1	@ WAS			S	6	4	2	0.0	0.0	0	0	1	0	0	0	1	0	0	0	0
Dec 8	JAX			S	6	4	2	0.0	0.0	1	0	0	0	0	0	0	0	0	0	0
Dec 15	CIN			S	6	3	3	0.0	0.0	0	0	0	0	0	0	0	0	0	0	0
Dec 22	@ IND			S	5	4	1	0.0	0.0	0	0	1	19	19	0	1	0	0	0	0
Dec 29	@ JAX			IA	0	0	0	0.0	0.0	0	0	0	0	0	0	0	0	0	0	0
Jan 5	HOU			IA	0	0	0	0.0	0.0	0	0	0	0	0	0	0	0	0	0	0
2024 Totals		14	/	14	70	46	24	0.0	0.0	7	4	5	68	30	0	9	2	0	0	1

ERNEST JONES IV (LB)					TACKLES ...							INTERCEPTIONS ...					FUMBLES ...			
Date	Opp	GP	/	GS	Tot	Solo	Asst	Sk	Yds	QBP	TFL	No	Yds	Lg	TD	PD	FF	FR	Yds	SpT
Sept 8	@ CHI		p		3	1	2	0.0	0.0	1	0	0	0	0	0	1	0	0	0	0
Sept 15	NYJ		S		9	6	3	0.0	0.0	0	2	0	0	0	0	0	0	0	0	0
Sept 22	GB		S		12	10	2	0.0	0.0	1	0	0	0	0	0	0	0	0	0	0
Sept 30	@ MIA		S		5	2	3	0.0	0.0	0	1	0	0	0	0	0	0	0	0	0
Oct 13	IND		S		10	4	6	0.0	0.0	1	0	0	0	0	0	0	0	0	0	0
Oct 20	@ BUF		S		5	5	0	0.0	0.0	2	0	0	0	0	0	1	0	0	0	0
2024 Totals		6	/	5	44	28	16	0.0	0.0	5	3	0	0	0	0	2	0	0	0	0

SEBASTIAN JOSEPH-DAY (DL)					TACKLES . . .							INTERCEPTIONS . . .					FUMBLES . . .			
Date	Opp	GP	/	GS	Tot	Solo	Asst	Sk	Yds	QBP	TFL	No	Yds	Lg	TD	PD	FF	FR	Yds	SpT
Sept 8	@ CHI			S	3	2	1	1.0	19.0	2	2	0	0	0	0	1	0	0	0	0
Sept 15	NYJ			S	2	1	1	0.0	0.0	0	0	0	0	0	0	0	0	0	0	0
Sept 22	GB			p	1	0	1	0.0	0.0	0	0	0	0	0	0	0	0	0	0	0
Sept 30	@ MIA			S	6	3	3	1.0	10.0	3	1	0	0	0	0	0	0	0	0	0
Oct 13	IND			p	2	0	2	0.0	0.0	1	0	0	0	0	0	0	0	0	0	0
Oct 20	@ BUF			S	1	0	1	0.0	0.0	2	0	0	0	0	0	0	0	0	0	0
Oct 27	@ DET			S	4	3	1	0.0	0.0	1	0	0	0	0	0	0	0	0	0	0
Nov 3	NE			S	2	0	2	0.5	3.0	3	0	0	0	0	0	0	0	0	0	0
Nov 10	@ LAC			p	3	1	2	0.0	0.0	0	0	0	0	0	0	0	0	0	0	0
Nov 17	MIN			S	1	1	0	0.0	0.0	0	0	0	0	0	0	0	0	0	0	0
Nov 24	@ HOU			S	2	1	1	0.0	0.0	1	0	0	0	0	0	0	0	0	0	0
Dec 1	@ WAS			p	3	0	3	0.0	0.0	1	0	0	0	0	0	0	0	0	0	0
Dec 8	JAX			p	5	2	3	0.0	0.0	0	0	0	0	0	0	0	0	0	0	0
Dec 15	CIN			S	2	1	1	0.0	0.0	0	0	0	0	0	0	0	0	0	0	0
Dec 22	@ IND			S	5	3	2	0.0	0.0	0	0	0	0	0	0	0	0	0	0	0
Dec 29	@ JAX			S	1	0	1	0.0	0.0	0	0	0	0	0	0	0	0	0	0	0
Jan 5	HOU			S	1	0	1	0.0	0.0	0	0	0	0	0	0	0	0	0	0	0
2024 Totals		17	/	12	44	18	26	2.5	32.0	14	3	0	0	0	0	1	0	0	0	0

2024 TITANS GAME-BY-GAME INDIVIDUAL DEFENSIVE STATISTICS

ARDEN KEY (OLB)

ARDEN KEY (OLB)					TACKLES ...							INTERCEPTIONS ...					FUMBLES ...			
Date	Opp	GP	/	GS	Tot	Solo	Asst	Sk	Yds	QBP	TFL	No	Yds	Lg	TD	PD	FF	FR	Yds	SpT
Sept 8	@ CHI			S	0	0	0	0.0	0.0	1	0	0	0	0	0	1	0	0	0	0
Sept 15	NYJ			S	4	3	1	0.0	0.0	1	0	0	0	0	0	0	0	0	0	0
Sept 22	GB			S	3	2	1	0.0	0.0	5	0	0	0	0	0	0	0	0	0	0
Sept 30	@ MIA			S	1	1	0	0.0	0.0	2	1	0	0	0	0	0	0	1	0	0
Oct 13	IND			S	1	0	1	0.0	0.0	2	0	0	0	0	0	0	0	0	0	0
Oct 20	@ BUF			p	2	2	0	1.0	8.0	3	2	0	0	0	0	0	0	0	0	0
Oct 27	@ DET			S	6	3	3	2.0	9.0	4	2	0	0	0	0	0	1	0	0	0
Nov 3	NE			S	2	2	0	1.0	4.0	5	2	0	0	0	0	0	1	0	0	0
Nov 10	@ LAC			S	2	2	0	0.0	0.0	1	1	0	0	0	0	0	0	0	0	0
Nov 17	MIN			S	5	5	0	1.0	9.0	4	2	0	0	0	0	0	0	0	0	0
Nov 24	@ HOU			S	2	1	1	0.0	0.0	3	0	0	0	0	0	0	0	0	0	0
Dec 1	@ WAS			S	2	1	1	1.5	8.0	2	1	0	0	0	0	0	0	0	0	0
Dec 8	JAX			S	4	1	3	0.0	0.0	1	0	0	0	0	0	0	0	0	0	0
Dec 15	CIN			S	2	0	2	0.0	0.0	3	0	0	0	0	0	0	0	0	0	0
Dec 22	@ IND			S	1	0	1	0.0	0.0	0	0	0	0	0	0	0	0	0	0	0
Dec 29	@ JAX			S	5	1	4	0.0	0.0	1	0	0	0	0	0	0	0	0	0	0
Jan 5	HOU			IA	0	0	0	0.0	0.0	0	0	0	0	0	0	0	0	0	0	0
2024 Totals		16	/	15	42	24	18	6.5	38.0	38	11	0	0	0	0	1	2	1	0	0

JAMES LYNCH (DL)

JAMES LYNCH (DL)					TACKLES ...							INTERCEPTIONS ...					FUMBLES ...			
Date	Opp	GP	/	GS	Tot	Solo	Asst	Sk	Yds	QBP	TFL	No	Yds	Lg	TD	PD	FF	FR	Yds	SpT
Sept 8	@ CHI		p		0	0	0	0.0	0.0	1	0	0	0	0	0	0	0	0	0	0
Sept 15	NYJ		p		0	0	0	0.0	0.0	1	0	0	0	0	0	0	0	0	0	0
Sept 22	GB		p		0	0	0	0.0	0.0	0	0	0	0	0	0	0	0	0	0	0
Sept 30	@ MIA		p		4	0	4	0.0	0.0	0	0	0	0	0	0	0	0	0	0	0
Oct 13	IND		p		0	0	0	0.0	0.0	0	0	0	0	0	0	0	0	0	0	0
Oct 20	@ BUF		p		2	1	1	0.0	0.0	0	1	0	0	0	0	0	0	0	0	0
Oct 27	@ DET		p		0	0	0	0.0	0.0	0	0	0	0	0	0	0	0	0	0	0
Nov 3	NE		p		1	0	1	0.0	0.0	1	0	0	0	0	0	1	0	0	0	0
Nov 10	@ LAC		p		0	0	0	0.0	0.0	0	0	0	0	0	0	0	0	0	0	0
Nov 17	MIN		p		1	0	1	0.0	0.0	0	0	0	0	0	0	0	0	0	0	0
Nov 24	@ HOU		p		0	0	0	0.0	0.0	0	0	0	0	0	0	0	0	0	0	0
Dec 1	@ WAS		p		2	1	1	0.0	0.0	0	0	0	0	0	0	1	0	0	0	0
Dec 8	JAX		p		0	0	0	0.0	0.0	0	0	0	0	0	0	0	0	0	0	0
Dec 15	CIN		p		2	1	1	0.0	0.0	0	0	0	0	0	0	0	0	0	0	0
Dec 22	@ IND		p		3	0	3	0.0	0.0	0	0	0	0	0	0	0	0	0	0	0
Dec 29	@ JAX		p		1	1	0	1.0	1.0	1	1	0	0	0	0	0	0	0	0	0
Jan 5	HOU		p		4	2	2	0.0	0.0	0	0	0	0	0	0	0	0	0	0	0
2024 Totals		17	/	0	20	6	14	1.0	1.0	4	2	0	0	0	0	2	0	0	0	0

HAROLD LANDRY III (OLB)

HAROLD LANDRY III (OLB)					TACKLES ...							INTERCEPTIONS ...					FUMBLES ...			
Date	Opp	GP	/	GS	Tot	Solo	Asst	Sk	Yds	QBP	TFL	No	Yds	Lg	TD	PD	FF	FR	Yds	SpT
Sept 8	@ CHI			S	6	3	3	1.0	10.0	3	1	0	0	0	0	0	0	0	0	0
Sept 15	NYJ			S	3	2	1	2.0	12.0	4	2	0	0	0	0	2	0	0	0	0
Sept 22	GB			S	4	3	1	0.0	0.0	2	0	0	0	0	0	0	0	0	0	0
Sept 30	@ MIA			S	5	1	4	1.0	8.0	3	1	0	0	0	0	0	0	0	0	0
Oct 13	IND			S	7	5	2	0.0	0.0	3	2	0	0	0	0	0	0	0	0	0
Oct 20	@ BUF			S	4	1	3	0.0	0.0	3	1	0	0	0	0	1	0	0	0	0
Oct 27	@ DET			S	2	0	2	0.0	0.0	0	0	0	0	0	0	0	0	0	0	0
Nov 3	NE			S	5	4	1	1.0	4.0	6	2	0	0	0	0	1	0	0	0	0
Nov 10	@ LAC			S	5	3	2	0.0	0.0	2	0	0	0	0	0	0	0	0	0	0
Nov 17	MIN			S	6	2	4	0.0	0.0	1	0	0	0	0	0	0	0	0	0	0
Nov 24	@ HOU			S	3	3	0	1.0	1.0	4	1	0	0	0	0	0	0	0	0	0
Dec 1	@ WAS			S	3	2	1	0.0	0.0	2	1	0	0	0	0	0	0	0	0	0
Dec 8	JAX			S	2	2	0	1.0	0.0	5	1	0	0	0	0	0	0	0	0	0
Dec 15	CIN			S	3	2	1	1.0	2.0	2	1	0	0	0	0	0	0	0	0	0
Dec 22	@ IND			S	8	4	4	0.0	0.0	0	0	0	0	0	0	0	0	0	0	0
Dec 29	@ JAX			S	3	3	0	0.0	0.0	0	0	0	0	0	0	0	0	0	0	0
Jan 5	HOU			S	2	2	0	1.0	11.0	1	2	0	0	0	0	0	0	0	0	0
2024 Totals		17	/	17	71	42	29	9.0	48.0	41	15	0	0	0	0	4	0	0	0	0



2024 TITANS GAME-BY-GAME INDIVIDUAL DEFENSIVE STATISTICS

ROGER MCCREARY (CB)

Date	Opp	GP	/	GS	Tot	Solo	Asst	Sk	Yds	QBP	TFL	No	Yds	Lg	TD	PD	FF	FR	Yds	SpT
Sept 8	@ CHI		p		5	4	1	0.0	0.0	0	3	0	0	0	0	0	0	0	0	0
Sept 15	NYJ		p		3	3	0	0.0	0.0	1	1	0	0	0	0	0	0	0	0	0
Sept 22	GB		p		2	2	0	0.0	0.0	0	0	0	0	0	0	0	0	0	0	0
Sept 30	@ MIA		p		1	1	0	0.0	0.0	0	0	0	0	0	0	0	0	0	0	0
Oct 13	IND		S		4	2	2	0.0	0.0	0	0	0	0	0	0	0	0	0	0	0
Oct 20	@ BUF		S		0	0	0	0.0	0.0	0	0	0	0	0	0	0	0	0	0	0
Oct 27	@ DET		p		3	3	0	1.0	13.0	1	2	0	0	0	0	0	0	0	0	0
Nov 3	NE		S		3	3	0	0.0	0.0	0	1	0	0	0	0	0	0	0	0	0
Nov 10	@ LAC		S		3	3	0	0.0	0.0	0	1	0	0	0	0	1	0	0	0	0
Nov 17	MIN		p		4	4	0	0.0	0.0	0	1	0	0	0	0	0	0	0	0	0
Nov 24	@ HOU		p		6	5	1	0.0	0.0	1	2	0	0	0	0	0	0	0	0	0
Dec 1	@ WAS		S		8	5	3	0.0	0.0	0	0	0	0	0	0	0	0	0	0	0
Dec 8	JAX		IA		0	0	0	0.0	0.0	0	0	0	0	0	0	0	0	0	0	0
Dec 15	CIN		IA		0	0	0	0.0	0.0	0	0	0	0	0	0	0	0	0	0	0
Dec 22	@ IND		p		1	1	0	0.0	0.0	0	0	0	0	0	0	0	0	0	0	0
Dec 29	@ JAX		S		4	4	0	0.0	0.0	1	1	0	0	0	0	0	0	0	0	0
Jan 5	HOU		S		3	3	0	0.0	0.0	0	0	0	0	0	0	0	0	0	0	0
2024 Totals		15	/	7	50	43	7	1.0	13.0	4	12	0	0	0	0	1	0	0	0	0

KENNETH MURRAY JR. (LB)

Date	Opp	GP	/	GS	Tot	Solo	Asst	Sk	Yds	QBP	TFL	No	Yds	Lg	TD	PD	FF	FR	Yds	SpT
Sept 8	@ CHI			S	6	3	3	0.0	0.0	0	0	0	0	0	0	0	0	0	0	0
Sept 15	NYJ			S	8	5	3	0.0	0.0	1	1	0	0	0	0	0	0	0	0	0
Sept 22	GB			S	8	5	3	2.0	10.0	2	1	0	0	0	0	0	0	0	0	0
Sept 30	@ MIA			S	9	6	3	0.0	0.0	2	1	0	0	0	0	0	0	0	0	0
Oct 13	IND			S	8	6	2	0.0	0.0	0	1	0	0	0	0	0	0	0	0	0
Oct 20	@ BUF			S	7	4	3	0.0	0.0	0	0	0	0	0	0	0	0	0	0	0
Oct 27	@ DET			S	1	0	1	0.0	0.0	1	0	0	0	0	0	0	0	0	0	0
Nov 3	NE			S	6	3	3	0.0	0.0	1	0	0	0	0	0	0	0	0	0	0
Nov 10	@ LAC			S	6	3	3	0.0	0.0	1	0	0	0	0	0	0	0	0	0	0
Nov 17	MIN			S	10	5	5	1.0	1.0	1	1	0	0	0	0	0	0	0	0	0
Nov 24	@ HOU			S	7	6	1	0.0	0.0	2	2	1	6	6	0	2	0	0	0	0
Dec 1	@ WAS			S	10	5	5	0.5	2.0	4	1	0	0	0	0	0	1	0	0	0
Dec 8	JAX			IA	0	0	0	0.0	0.0	0	0	0	0	0	0	0	0	0	0	0
Dec 15	CIN			S	7	5	2	0.0	0.0	1	0	0	0	0	0	0	0	0	0	0
Dec 22	@ IND			S	2	1	1	0.0	0.0	0	0	0	0	0	0	0	0	0	0	0
2024 Totals		14	/	14	95	57	38	3.5	13.0	16	8	1	6	6	0	2	1	0	0	0

OTIS REESE IV (LB)

Date	Opp	GP	/	GS	Tot	Solo	Asst	Sk	Yds	QBP	TFL	No	Yds	Lg	TD	PD	FF	FR	Yds	SpT
Sept 8	@ CHI		IA		0	0	0	0.0	0.0	0	0	0	0	0	0	0	0	0	0	0
Sept 15	NYJ		p		0	0	0	0.0	0.0	0	0	0	0	0	0	0	0	0	0	0
Sept 22	GB		p		0	0	0	0.0	0.0	0	0	0	0	0	0	0	0	0	0	0
Sept 30	@ MIA		p		0	0	0	0.0	0.0	0	0	0	0	0	0	0	0	0	0	0
Oct 13	IND		p		0	0	0	0.0	0.0	0	0	0	0	0	0	0	0	0	0	1
Oct 20	@ BUF		p		0	0	0	0.0	0.0	0	0	0	0	0	0	0	0	0	0	0
Oct 27	@ DET		p		0	0	0	0.0	0.0	0	0	0	0	0	0	0	0	0	0	0
Nov 3	NE		p		0	0	0	0.0	0.0	0	0	0	0	0	0	0	0	0	0	0
Nov 10	@ LAC		p		0	0	0	0.0	0.0	0	0	0	0	0	0	0	0	0	0	0
Nov 17	MIN		p		0	0	0	0.0	0.0	0	0	0	0	0	0	0	0	0	0	0
Nov 24	@ HOU		p		0	0	0	0.0	0.0	0	0	0	0	0	0	0	0	0	0	2
Dec 1	@ WAS		p		1	1	0	0.0	0.0	0	0	0	0	0	0	0	0	0	0	2
Dec 8	JAX		S		5	3	2	0.0	0.0	2	1	1	2	2	0	1	0	0	0	2
Dec 15	CIN		IA		0	0	0	0.0	0.0	0	0	0	0	0	0	0	0	0	0	0
Dec 22	@ IND		S		4	1	3	0.0	0.0	0	0	0	0	0	0	0	0	0	0	0
Dec 29	@ JAX		IA		0	0	0	0.0	0.0	0	0	0	0	0	0	0	0	0	0	0
Jan 5	HOU		IR		0	0	0	0.0	0.0	0	0	0	0	0	0	0	0	0	0	0
2024 Totals		13	/	2	10	5	5	0.0	0.0	2	1	1	2	2	0	1	0	0	0	7



2024 TITANS GAME-BY-GAME INDIVIDUAL DEFENSIVE STATISTICS

L'JARIUS SNEED (CB)					TACKLES . . .							INTERCEPTIONS . . .					FUMBLES . . .			SpT
Date	Opp	GP	/	GS	Tot	Solo	Asst	Sk	Yds	QBP	TFL	No	Yds	Lg	TD	PD	FF	FR	Yds	
Sept 8	@ CHI			S	4	3	1	0.0	0.0	0	0	0	0	0	0	0	0	0	0	0
Sept 15	NYJ			S	3	2	1	0.0	0.0	0	0	0	0	0	0	0	0	0	0	0
Sept 22	GB			S	5	5	0	0.0	0.0	0	1	0	0	0	0	0	0	0	0	0
Sept 30	@ MIA			S	3	2	1	0.0	0.0	0	0	0	0	0	0	0	0	0	0	0
Oct 13	IND			S	8	7	1	0.0	0.0	0	1	0	0	0	0	0	0	0	0	0
Oct 20	@ BUF			IA	0	0	0	0.0	0.0	0	0	0	0	0	0	0	0	0	0	0
Oct 27	@ DET			IA	0	0	0	0.0	0.0	0	0	0	0	0	0	0	0	0	0	0
Nov 3	NE			IA	0	0	0	0.0	0.0	0	0	0	0	0	0	0	0	0	0	0
Nov 10	@ LAC			IA	0	0	0	0.0	0.0	0	0	0	0	0	0	0	0	0	0	0
Nov 17	MIN			IA	0	0	0	0.0	0.0	0	0	0	0	0	0	0	0	0	0	0
2024 Totals		5	/	5	23	19	4	0.0	0.0	0	2	0	0	0	0	0	0	0	0	0

JEFFERY SIMMONS (DL)					TACKLES . . .							INTERCEPTIONS . . .					FUMBLES . . .			SpT
Date	Opp	GP	/	GS	Tot	Solo	Asst	Sk	Yds	QBP	TFL	No	Yds	Lg	TD	PD	FF	FR	Yds	
Sept 8	@ CHI			S	2	1	1	0.0	0.0	0	1	0	0	0	0	0	0	0	0	0
Sept 15	NYJ			S	5	3	2	0.0	0.0	0	0	0	0	0	0	0	0	0	0	0
Sept 22	GB			S	5	2	3	1.0	2.0	1	1	0	0	0	0	0	0	0	0	0
Sept 30	@ MIA			IA	0	0	0	0.0	0.0	0	0	0	0	0	0	0	0	0	0	0
Oct 13	IND			S	3	3	0	0.0	0.0	3	1	0	0	0	0	0	0	0	0	0
Oct 20	@ BUF			S	2	1	1	0.0	0.0	2	0	0	0	0	0	1	0	0	0	0
Oct 27	@ DET			S	4	3	1	1.0	11.0	3	2	0	0	0	0	0	1	0	0	0
Nov 3	NE			S	5	2	3	1.0	7.0	7	1	0	0	0	0	0	0	1	0	0
Nov 10	@ LAC			S	5	2	3	0.0	0.0	3	0	0	0	0	0	1	0	0	0	0
Nov 17	MIN			S	4	4	0	0.0	0.0	6	0	0	0	0	0	0	1	1	0	0
Nov 24	@ HOU			S	2	2	0	1.0	7.0	3	1	0	0	0	0	1	0	0	0	0
Dec 1	@ WAS			S	9	5	4	0.0	0.0	1	0	0	0	0	0	0	0	0	0	0
Dec 8	JAX			S	5	3	2	0.0	0.0	2	1	0	0	0	0	1	0	0	0	0
Dec 15	CIN			S	7	3	4	0.0	0.0	3	2	0	0	0	0	0	0	0	0	0
Dec 22	@ IND			S	9	3	6	1.0	8.0	3	1	0	0	0	0	0	0	0	0	0
Dec 29	@ JAX			S	5	3	2	0.0	0.0	3	0	0	0	0	0	0	0	0	0	0
Jan 5	HOU			S	4	1	3	0.0	0.0	2	0	0	0	0	0	0	0	0	0	0
2024 Totals		16	/	16	76	41	35	5.0	35.0	42	11	0	0	0	0	4	2	2	0	0

T'VONDRE SWEAT (NT)					TACKLES . . .							INTERCEPTIONS . . .					FUMBLES . . .			SpT
Date	Opp	GP	/	GS	Tot	Solo	Asst	Sk	Yds	QBP	TFL	No	Yds	Lg	TD	PD	FF	FR	Yds	
Sept 8	@ CHI			S	0	0	0	0.0	0.0	2	0	0	0	0	0	0	0	0	0	0
Sept 15	NYJ			S	0	0	0	0.0	0.0	0	0	0	0	0	0	0	0	0	0	0
Sept 22	GB			S	4	3	1	0.0	0.0	1	0	0	0	0	0	0	0	0	0	0
Sept 30	@ MIA			S	6	3	3	0.0	0.0	2	2	0	0	0	0	0	0	0	0	0
Oct 13	IND			S	3	1	2	0.0	0.0	0	0	0	0	0	0	0	0	0	0	0
Oct 20	@ BUF			S	4	1	3	0.0	0.0	3	0	0	0	0	0	0	0	0	0	0
Oct 27	@ DET			S	4	1	3	0.0	0.0	0	0	0	0	0	0	0	0	0	0	0
Nov 3	NE			p	2	2	0	0.0	0.0	0	0	0	0	0	0	0	0	0	0	0
Nov 10	@ LAC			S	3	1	2	0.0	0.0	0	0	0	0	0	0	0	0	0	0	0
Nov 17	MIN			S	5	4	1	0.0	0.0	5	1	0	0	0	0	0	0	0	0	0
Nov 24	@ HOU			S	2	1	1	1.0	9.0	3	1	0	0	0	0	0	0	0	0	0
Dec 1	@ WAS			S	5	1	4	0.0	0.0	2	0	0	0	0	0	0	0	0	0	0
Dec 8	JAX			S	0	0	0	0.0	0.0	1	0	0	0	0	0	1	0	0	0	0
Dec 15	CIN			S	3	1	2	0.0	0.0	2	0	0	0	0	0	0	1	1	30	0
Dec 22	@ IND			S	2	0	2	0.0	0.0	0	0	0	0	0	0	0	0	0	0	0
Dec 29	@ JAX			S	3	1	2	0.0	0.0	1	0	0	0	0	0	0	0	0	0	0
Jan 5	HOU			S	5	2	3	0.0	0.0	1	0	0	0	0	0	0	0	0	0	0
2024 Totals		17	/	16	51	22	29	1.0	9.0	23	4	0	0	0	0	1	1	1	30	0



2024 TITANS GAME-BY-GAME INDIVIDUAL DEFENSIVE STATISTICS

JAMES WILLIAMS (LB)

Date		Opp	GP	/	GS	Tot	Solo	Asst	Sk	Yds	QBP	TFL	No	Yds	Lg	TD	PD	FF	FR	Yds	SpT
Sept 8	@	CHI			p	0	0	0	0.0	0.0	0	0	0	0	0	0	0	0	0	0	0
Sept 15		NYJ			IA	0	0	0	0.0	0.0	0	0	0	0	0	0	0	0	0	0	0
Sept 22		GB			IA	0	0	0	0.0	0.0	0	0	0	0	0	0	0	0	0	0	0
Sept 30	@	MIA			IA	0	0	0	0.0	0.0	0	0	0	0	0	0	0	0	0	0	0
Oct 13		IND			IA	0	0	0	0.0	0.0	0	0	0	0	0	0	0	0	0	0	0
Oct 20	@	BUF			p	0	0	0	0.0	0.0	0	0	0	0	0	0	0	0	0	0	0
Oct 27	@	DET			p	0	0	0	0.0	0.0	0	0	0	0	0	0	0	0	0	0	0
Nov 3		NE			p	0	0	0	0.0	0.0	0	0	0	0	0	0	0	0	0	0	1
Nov 10	@	LAC			p	0	0	0	0.0	0.0	0	0	0	0	0	0	0	0	0	0	0
Nov 17		MIN			p	0	0	0	0.0	0.0	0	0	0	0	0	0	0	0	0	0	1
Nov 24	@	HOU			p	0	0	0	0.0	0.0	0	0	0	0	0	0	0	0	0	0	1
Dec 1	@	WAS			p	0	0	0	0.0	0.0	0	0	0	0	0	0	0	0	0	0	3
Dec 8		JAX			p	0	0	0	0.0	0.0	0	0	0	0	0	0	0	0	0	0	0
Dec 15		CIN			p	7	6	1	0.0	0.0	0	0	0	0	0	0	0	0	0	0	1
Dec 22	@	IND			p	6	4	2	0.0	0.0	0	0	0	0	0	0	0	0	0	0	0
Dec 29	@	JAX			p	0	0	0	0.0	0.0	0	0	0	0	0	0	0	0	0	0	0
Jan 5		HOU			S	6	3	3	0.0	0.0	0	0	0	0	0	0	0	0	0	0	0
2024 Totals			13	/	1	19	13	6	0.0	0.0	0	0	0	0	0	0	0	0	0	0	7

DARYL WORLEY (CB)

Date	Opp	GP	/	GS	Tot	Solo	Asst	Sk	Yds	QBP	TFL	No	Yds	Lg	TD	PD	FF	FR	Yds	SpT
Nov 10	@ LAC		p		0	0	0	0.0	0.0	0	0	0	0	0	0	0	0	0	0	0
Nov 17	MIN		p		1	1	0	0.0	0.0	0	0	0	0	0	0	0	0	0	0	0
Nov 24	@ HOU		S		4	1	3	0.0	0.0	0	0	0	0	0	0	1	0	0	0	0
Dec 1	@ WAS		S		17	8	9	0.0	0.0	0	0	0	0	0	0	0	0	0	0	0
Dec 8	JAX		S		6	5	1	0.0	0.0	1	0	0	0	0	0	0	0	0	0	0
Dec 15	CIN		S		5	5	0	0.0	0.0	0	0	1	0	0	0	1	0	0	0	0
Dec 22	@ IND		S		5	1	4	0.0	0.0	0	0	0	0	0	0	0	0	0	0	0
Dec 29	@ JAX		S		7	4	3	0.0	0.0	1	0	0	0	0	0	0	0	0	0	0
Jan 5	HOU		S		7	3	4	0.0	0.0	0	0	0	0	0	0	0	1	0	0	0
2024 Totals		9	/	7	52	28	24	0.0	0.0	2	0	1	0	0	0	2	1	0	0	0

JULIUS WOOD (DB)

Date	Opp	GP	/	GS	Tot	Solo	Asst	Sk	Yds	QBP	TFL	No	Yds	Lg	TD	PD	FF	FR	Yds	SpT
Sept 8	@ CHI		p		0	0	0	0.0	0.0	0	0	0	0	0	0	0	0	0	0	0
Sept 15	NYJ		IA		0	0	0	0.0	0.0	0	0	0	0	0	0	0	0	0	0	0
Sept 22	GB		IA		0	0	0	0.0	0.0	0		0	0	0	0	0	0	0	0	0
Sept 30	@ MIA		IA		0	0	0	0.0	0.0	0	0	0	0	0	0	0	0	0	0	0
Oct 13	IND		p		0	0	0	0.0	0.0	0	0	0	0	0	0	0	0	0	0	0
Oct 20	@ BUF		p		0	0	0	0.0	0.0	0	0	0	0	0	0	0	0	0	0	0
Oct 27	@ DET		p		0	0	0	0.0	0.0	0	0	0	0	0	0	0	0	0	0	0
Nov 3	NE		p		0	0	0	0.0	0.0	0	0	0	0	0	0	0	0	0	0	0
Nov 10	@ LAC		p		0	0	0	0.0	0.0	0	0	0	0	0	0	0	0	0	0	0
Nov 17	MIN		p		0	0	0	0.0	0.0	0	0	0	0	0	0	0	0	0	0	0
Nov 24	@ HOU		p		0	0	0	0.0	0.0	0	0	0	0	0	0	0	0	0	0	1
Dec 1	@ WAS		p		1	0	1	0.0	0.0	0	0	0	0	0	0	0	0	0	0	0
Dec 8	JAX		0		0	0	0	0.0	0.0	0	0	0	0	0	0	0	0	0	0	0
Dec 15	CIN		0		0	0	0	0.0	A1	0	0	0	0	0	0	0	0	0	0	0
Dec 22	@ IND		0		0	0	0	0.0	0.0	0	0	0	0	0	0	0	0	0	0	0
Dec 29	@ JAX		0		0	0	0	0.0	0.0	0	0	0	0	0	0	0	0	0	0	0
Jan 5	HOU		0		0	0	0	0.0	0.0	0	0	0	0	0	0	0	0	0	0	0
2024 Totals		9	/	0	1	0	1	0.0	0.0	0	0	0	0	0	0	0	0	0	0	1

Other Tackles DB K. Brooks (1 SPT tkl.), RB J. Chesnut (1 SPT tkl.), LS M. Cox (3 SPT tcls.), LB K. Duke (1 tkl.) , K N. Folk (1 SPT tkl.), DB J. Hardee (3 SPT tcls.), WR J. Jackson (1 SPT tkl.), TE D. Martin-Robinson (4 SPT tcls.), LB R. McMillan (1 SPT tkl.), TE C. Okonkwo (4 SPT tcls.), WR B. Oliver (5 SPT tcls.), WR N. Westbrook Ikhine (2 SPT tcls.), TE J. Whyte (4 SPT tcls.)



2024 TITANS GAME-BY-GAME FIELD GOALS AND SCORING BY QUARTER

Date	Opp	TITANS							OPPONENTS						
		1ST	2ND	3RD	4TH	OT	TOTAL	FIELD GOALS	1ST	2ND	3RD	4TH	OT	TOTAL	FIELD GOALS
Sept 8	@ CHI	7	10	0	0	0	17	N. Folk (40)	0	3	7	14	0	24	C. Santos (24), (50), (48)
Sept 15	NYJ	7	3	7	0	0	17	N. Folk (41)	0	7	10	7	0	24	G. Zuerlein (33)
Sept 22	GB	7	0	7	0	0	14	(none)	17	3	7	3	0	30	B. Narveson (21), (26), (47)
Sept 30	@ MIA	0	9	10	12	0	31	N. Folk (53), (52), (47), (51), (29)	0	3	3	6	0	12	J. Sanders (44), (56)
Oct 13	IND	7	3	7	0	0	17	N.Folk (44)	7	3	0	10	0	20	M. Gay (26), (22)
Oct 20	@ BUF	3	7	0	0	0	10	N. Folk (25)	0	7	10	17	0	34	T. Bass (28), (30)
Oct 27	@ DET	7	7	0	0	0	14	(none)	14	21	12	0	0	52	J. Bates (51)
Nov 3	NE	7	0	3	7	3	20	N. Folk (21), (25)	0	3	7	7	0	17	J. Slye 56W, (52)
Nov 10	@ LAC	7	0	3	7	0	17	N. Folk 49WR, (27)	3	10	7	7	0	27	C. Dicker (21), (37)
Nov 17	MIN	3	0	7	3	0	13	N. Folk (30), (43)	7	9	7	0	0	23	J. Romo (40)
Nov 24	@ HOU	10	10	3	9	0	32	N. Folk (51), (56), (51)	7	10	7	3	0	27	K. Fairbairn (28), (54), 28WL
Dec 1	@ WAS	0	7	6	6	0	19	N. Folk (41), (44)	21	7	0	14	0	42	Z. Gonzalez 46WR, 52WR
Dec 8	JAX	3	0	3	0	0	6	N. Folk (46), (39)	0	0	0	10	0	10	C. Little (23)
Dec 15	CIN	14	0	0	13	0	27	(none)	7	17	7	6	0	37	C. York (21)
Dec 22	@ IND	7	0	8	15	0	30	B. Narveson 53SH	0	24	14	0	0	38	M. Gay (31), 55WR
Dec 29	@ JAX	0	3	7	3	0	13	M. Wright (39), (28)	3	10	0	7	0	20	C. Little (48), (44)
Jan 5	HOU	0	3	3	8	0	14	M. Wright (35), (38)	7	9	0	7	0	23	K. Fairbairn (27)
2024 Totals		89	62	74	83	3	311		93	146	98	118	0	460	



2024 TITANS GAME-BY-GAME SCORING

Game 1: Titans @ Bears, Sept. 8, 2024

Team	Qtr	Time	Play Description (Drive Plays-Yards, Time)	Titans	Bears
Titans	1	0:41	T.Pollard 26 yd. run (N.Folk kick) (8-79, 4:45)	7	0
Titans	2	14:06	N.Folk 40 yd. Field Goal (4-1, 1:35)	10	0
Titans	2	3:44	C.Okonkwo 17 yd. pass from W.Levis (N.Folk kick) (14-73, 8:23)	17	0
Bears	2	0:27	C.Santos 24 yd. Field Goal (9-28, 3:17)	17	3
Bears	3	9:07	J.Owens 21 yd. return of blocked punt (C.Santos kick)	17	10
Bears	4	14:47	C.Santos 50 yd. Field Goal (11-44, 3:59)	17	13
Bears	4	9:52	C.Santos 48 yd. Field Goal (4-1, 1:52)	17	16
Bears	4	7:35	T.Stevenson 43 yd. interception return (C.Williams-D.Swift pass)	17	24

Game 2: Jets @ Titans, Sept. 15, 2024

Team	Qtr	Time	Play Description (Drive Plays-Yards, Time)	Jets	Titans
Titans	1	2:30	C.Ridley 10 yd. run (N.Folk kick) (9-68, 6:38)	0	7
Jets	2	1:47	B.Allen 12 yd. pass from A.Rodgers (G.Zuerlein kick) (12-73, 5:05)	7	7
Titans	2	0:00	N.Folk 41 yd. Field Goal (8-51, 1:47)	7	10
Jets	3	12:08	B.Hall 26 yd. pass from A.Rodgers (G.Zuerlein kick) (5-70, 2:52)	14	10
Jets	3	5:58	G.Zuerlein 33 yd. Field Goal (6-15, 2:17)	17	10
Titans	3	3:22	C.Ridley 40 yd. pass from W.Levis (N.Folk kick) (5-71, 2:36)	17	17
Jets	4	4:31	B.Allen 20 yd. run (G.Zuerlein kick) (7-74, 4:10)	24	17

Game 3: Packers @ Titans, Sept. 22, 2024

Team	Qtr	Time	Play Description (Drive Plays-Yards, Time)	Packers	Titans
Packers	1	12:25	M.Willis 5 yd. run (B.Narveson kick) (6-70, 2:35)	7	0
Titans	1	7:15	N.Vannett 1 yd. pass from W.Levis (N.Folk kick) (10-70, 5:10)	7	7
Packers	1	1:05	B.Narveson 21 yd. Field Goal (11-67, 6:10)	10	7
Packers	1	0:51	J.Alexander 35 yd. interception return (B.Narveson kick)	17	7
Packers	2	0:00	B.Narveson 26 yd. Field Goal (12-67, 6:02)	20	7
Packers	3	8:25	Em.Wilson 30 yd. pass from M.Willis (B.Narveson kick) (5-36, 3:13)	27	7
Titans	3	4:55	D.Hopkins 11 yd. pass from W.Levis (N.Folk kick) (7-68, 3:30)	27	14
Packers	4	3:29	B.Narveson 47 yd. Field Goal (8-31, 3:11)	30	14

Game 4: Titans @ Dolphins, Sept. 30, 2024

Team	Qtr	Time	Play Description (Drive Plays-Yards, Time)	Titans	Dolphins
Titans	2	14:16	N.Folk 53 yd. Field Goal (9-21, 4:58)	3	0
Titans	2	8:20	N.Folk 52 yd. Field Goal (8-19, 4:01)	6	0
Dolphins	2	4:13	J.Sanders 44 yd. Field Goal (10-44, 4:07)	6	3
Titans	2	0:00	N.Folk 47 yd. Field Goal (3-27, 0:16)	9	3
Dolphins	3	9:02	J.Sanders 56 yd. Field Goal (5-10, 2:38)	9	6
Titans	3	6:00	T.Spears 7 yd. run (N.Folk kick) (5-70, 3:02)	16	6
Titans	3	0:36	N.Folk 51 yd. Field Goal (6-11, 3:44)	19	6
Titans	4	10:45	N.Folk 29 yd. Field Goal (8-27, 3:23)	22	6
Dolphins	4	3:36	T.Huntley 1 yd. run (pass failed) (11-70, 7:09)	22	12
Titans	4	2:27	Penalty on T.Huntley enforced in end zone for a Safety	24	12
Titans	4	0:24	T.Pollard 4 yd. run (N.Folk kick) (4-10, 2:03)	31	12

Game 5: Colts @ Titans, Oct. 13, 2024

Team	Qtr	Time	Play Description (Drive Plays-Yards, Time)	Colts	Titans
Colts	1	11:17	J.Downs 22 yd. pass from J.Flacco (M.Gay kick) (10-70, 3:43)	7	0
Titans	1	6:51	N.Westbrook-Ikhine 9 yd. pass from W.Levis (N.Folk kick) (3-27, 1:31)	7	7
Titans	2	11:09	N.Folk 44 yd. Field Goal (15-56, 9:02)	7	10
Colts	2	0:19	M.Gay 26 yd. Field Goal (10-63, 3:20)	10	10
Titans	3	6:19	T.Pollard 23 yd. run (N.Folk kick) (14-70, 8:41)	10	17
Colts	4	14:57	M.Gay 22 yd. Field Goal (15-66, 6:22)	13	17
Colts	4	7:27	M.Pittman 10 yd. pass from J.Flacco (M.Gay kick) (11-75, 5:23)	20	17

Game 6: Titans @ Bills, Oct. 20, 2024

Team	Qtr	Time	Play Description (Drive Plays-Yards, Time)	Titans	Bills
Titans	1	2:57	N.Folk 25 yd. Field Goal (13-61, 7:03)	3	0
Titans	2	11:31	N.Westbrook-Ikhine 4 yd. pass from M.Rudolph (N.Folk kick) (8-75, 4:45)	10	0
Bills	2	10:04	J.Cook 11 yd. run (T.Bass kick) (3-61, 1:27)	10	7
Bills	3	10:23	A.Cooper 12 yd. pass from J.Allen (T.Bass kick) (6-41, 2:32)	10	14
Bills	3	4:12	T.Bass 28 yd. Field Goal (9-64, 3:53)	10	17
Bills	4	14:54	Ty.Johnson 4 yd. pass from J.Allen (T.Bass kick) (6-56, 2:55)	10	24
Bills	4	9:26	T.Bass 30 yd. Field Goal (10-59, 4:59)	10	27
Bills	4	1:53	R.Davis 16 yd. run (T.Bass kick) (5-84, 2:44)	10	34



2024 TITANS GAME-BY-GAME SCORING

Game 7: Titans @ Lions, Oct. 27, 2024

Team	Qtr	Time	Play Description (Drive Plays-Yards, Time)	Titans	Lions
Lions	1	10:31	D.Montgomery 7 yd. run (J.Bates kick) (2-23, 0:28)	0	7
Titans	1	4:07	M.Rudolph 11 yd. run (N.Folk kick) (4-75, 2:13)	7	7
Lions	1	3:57	J.Gibbs 70 yd. run (J.Bates kick) (1-70, 0:10)	7	14
Titans	2	14:18	N.Westbrook-Ikhine 5 yd. pass from M.Rudolph (N.Folk kick) (7-70, 4:39)	14	14
Lions	2	12:51	B.Wright 8 yd. pass from J.Goff (J.Bates kick) (3-25, 1:27)	14	21
Lions	2	11:37	A.St. Brown 1 yd. pass from J.Goff (J.Bates kick) (4-12, 1:02)	14	28
Lions	2	2:18	S.LaPorta 3 yd. pass from D.Montgomery (J.Bates kick) (7-22, 3:59)	14	35
Lions	3	12:46	K.Raymond 90 yd. punt return (J.Bates kick)	14	42
Lions	3	6:12	K.Raymond 7 yd. pass from J.Goff (J.Bates kick) (3-26, 1:25)	14	49
Lions	3	1:08	J.Bates 51 yd. Field Goal (8-48, 4:00)	14	52

Game 8: Patriots @ Titans, Nov. 3, 2024

Team	Qtr	Time	Play Description (Drive Plays-Yards, Time)	Patriots	Titans
Titans	1	10:18	N.Vannett 9 yd. pass from M.Rudolph (N.Folk kick) (8-75, 4:42)	0	7
Patriots	2	7:13	J.Slye 52 yd. Field Goal (11-46, 5:32)	3	7
Patriots	3	7:39	R.Stevenson 1 yd. run (J.Slye kick) (12-70, 7:21)	10	7
Titans	3	0:34	N.Folk 21 yd. Field Goal (14-67, 7:05)	10	10
Titans	4	4:27	N.Westbrook-Ikhine 6 yd. pass from M.Rudolph (N.Folk kick) (5-26, 2:26)	10	17
Patriots	4	0:00	R.Stevenson 5 yd. pass from D.Maye (J.Slye kick) (11-50, 1:45)	17	17
Titans	5	2:32	N.Folk 25 yd. Field Goal (13-72, 7:28)	17	20

Game 9: Titans @ Chargers, Nov. 10, 2024

Team	Qtr	Time	Play Description (Drive Plays-Yards, Time)	Titans	Chargers
Chargers	1	8:08	C.Dicker 21 yd. Field Goal (12-68, 6:52)	0	3
Titans	1	4:25	C.Ridley 41 yd. pass from W.Levis (N.Folk kick) (7-72, 3:43)	7	3
Chargers	2	12:07	C.Dicker 37 yd. Field Goal (9-57, 3:41)	7	6
Chargers	2	1:55	J.Herbert 4 yd. run (C.Dicker kick) (8-61, 4:24)	7	13
Titans	3	7:51	N.Folk 27 yd. Field Goal (11-62, 7:09)	10	13
Chargers	3	3:24	Q.Johnston 16 yd. pass from J.Herbert (C.Dicker kick) (7-43, 4:27)	10	20
Chargers	4	7:39	H.Haskins 1 yd. run (C.Dicker kick) (11-95, 7:10)	10	27
Titans	4	0:49	C.Ridley 15 yd. pass from W.Levis (N.Folk kick) (9-61, 2:35)	17	27

Game 10: Vikings @ Titans, Nov. 17, 2024

Team	Qtr	Time	Play Description (Drive Plays-Yards, Time)	Vikings	Titans
Titans	1	4:39	N.Folk 30 yd. Field Goal (11-44, 5:43)	0	3
Vikings	1	3:16	J.Addison 47 yd. pass from S.Darnold (J.Romo kick) (3-70, 1:23)	7	3
Vikings	2	7:40	S.Darnold 1 yd. run (kick failed, hru) (16-89, 8:07)	13	3
Vikings	2	1:41	J.Romo 40 yd. Field Goal (11-40, 4:27)	16	3
Titans	3	7:00	N.Westbrook-Ikhine 98 yd. pass from W.Levis (N.Folk kick) (3-98, 1:30)	16	10
Vikings	3	3:15	C.Akers 3 yd. pass from S.Darnold (J.Romo kick) (7-65, 3:45)	23	10
Titans	4	14:08	N.Folk 43 yd. Field Goal (8-45, 4:07)	23	13

Game 11: Titans @ Texans, Nov. 24, 2024

Team	Qtr	Time	Play Description (Drive Plays-Yards, Time)	Titans	Texans
Texans	1	14:42	C.Stover 19 yd. pass from C.Stroud (K.Fairbairn kick) (1-19, 0:18)	0	7
Titans	1	11:15	N.Folk 51 yd. Field Goal (6-28, 3:27)	3	7
Titans	1	1:57	N.Westbrook-Ikhine 38 yd. pass from W.Levis (N.Folk kick) (10-89, 5:59)	10	7
Titans	2	11:03	T.Pollard 10 yd. run (N.Folk kick) (6-95, 3:44)	17	7
Texans	2	6:17	N.Collins 5 yd. pass from C.Stroud (K.Fairbairn kick) (10-78, 4:46)	17	14
Texans	2	1:47	K.Fairbairn 28 yd. Field Goal (5-55, 1:37)	17	17
Titans	2	0:00	N.Folk 56 yd. Field Goal (4--18, 0:37)	20	17
Titans	3	9:08	N.Folk 51 yd. Field Goal (11-41, 5:52)	23	17
Texans	3	0:04	J.Ward 65 yd. interception return (K.Fairbairn kick)	23	24
Texans	4	9:46	K.Fairbairn 54 yd. Field Goal (4-7, 1:38)	23	27
Titans	4	9:35	C.Okonkwo 70 yd. pass from W.Levis (N.Folk kick) (1-70, 0:11)	30	27
Titans	4	1:13	C.Stroud sacked in end zone by H.Landry for a Safety	32	27

Game 12: Titans @ Commanders, Dec. 1, 2024

Team	Qtr	Time	Play Description (Drive Plays-Yards, Time)	Titans	Commanders
Commanders	1	11:58	B.Robinson 40 yd. run (Z.Gonzalez kick) (3-59, 1:10)	0	7
Commanders	1	2:23	J.Daniels 3 yd. run (Z.Gonzalez kick) (11-80, 6:37)	0	14
Commanders	1	0:24	T.McLaurin 16 yd. pass from J.Daniels (Z.Gonzalez kick) (3-24, 1:09)	0	21
Commanders	2	10:59	T.McLaurin 3 yd. pass from J.Daniels (Z.Gonzalez kick) (9-34, 4:20)	0	28
Titans	2	0:23	N.Westbrook-Ikhine 27 yd. pass from W.Levis (N.Folk kick) (9-64, 1:29)	7	28



2024 TITANS GAME-BY-GAME SCORING

Titans	3	8:41	N.Folk 41 yd. Field Goal (9-40, 4:06)	10	28
Titans	3	3:40	N.Folk 44 yd. Field Goal (7-36, 2:51)	13	28
Commanders	4	14:15	Z.Ertz 4 yd. pass from J.Daniels (Z.Gonzalez kick) (9-72, 4:25)	13	35
Titans	4	7:07	N.Westbrook-Ikhine 17 yd. pass from W.Levis (pass failed) (7-58, 2:09)	19	35
Commanders	4	3:31	C.Rodriguez 7 yd. run (Z.Gonzalez kick) (9-71, 3:36)	19	42

Game 13: Jaguars @ Titans, Dec. 8, 2024

Team	Qtr	Time	Play Description (Drive Plays-Yards, Time)	Jaguars	Titans
Titans	1	8:32	N.Folk 46 yd. Field Goal (11-51, 6:28)	0	3
Titans	3	4:30	N.Folk 39 yd. Field Goal (11-45, 5:37)	0	6
Jaguars	4	12:09	C.Little 23 yd. Field Goal (14-65, 7:21)	3	6
Jaguars	4	6:46	T.Bigsby 8 yd. run (C.Little kick) (7-81, 3:21)	10	6

Game 14: Bengals @ Titans, Dec. 15, 2024

Team	Qtr	Time	Play Description (Drive Plays-Yards, Time)	Bengals	Titans
Titans	1	10:52	T.Pollard 3 yd. run (N.Folk kick) (6-29, 3:23) (7-70, 1:09)	0	7
Bengals	1	6:36	C.Brown 6 yd. pass from J.Burrow (C.York kick) (9-70, 4:16)	7	7
Titans	1	3:58	T.Spears 1 yd. run (N.Folk kick) (5-70, 2:38)	7	14
Bengals	2	5:13	S.Hubbard 2 yd. pass from J.Burrow (C.York kick) (9-62, 4:52)	14	14
Bengals	2	1:12	T.Higgins 38 yd. pass from J.Burrow (C.York kick) (3-38, 0:47)	21	14
Bengals	2	0:02	C.York 21 yd. Field Goal (11-35, 1:05)	24	14
Bengals	3	7:24	G.Stone 39 yd. interception return (C.York kick)	31	14
Titans	4	6:50	T.Spears 17 yd. pass from M.Rudolph (N.Folk kick) (9-87, 3:39)	31	21
Bengals	4	1:09	C.Brown 5 yd. run (kick failed, wl) (14-67, 5:41)	37	21
Titans	4	0:00	J.Whyle 13 yd. pass from M.Rudolph	37	27

Game 15: Titans @ Colts, Dec. 22, 2024

Team	Qtr	Time	Play Description (Drive Plays-Yards, Time)	Titans	Colts
Titans	1	7:47	C.Ridley 38 yd. pass from M.Rudolph (B.Narveson kick) (6-65, 3:08)	7	0
Colts	2	11:01	A.Richardson 5 yd. run (M.Gay kick) (6-57, 3:10)	7	7
Colts	2	7:25	J.Taylor 65 yd. run (M.Gay kick) (4-80, 2:10)	7	14
Colts	2	2:09	M.Gay 31 yd. Field Goal (8-65, 4:11)	7	17
Colts	2	0:15	J.Downs 27 yd. pass from A.Richardson (M.Gay kick) (3-33, 1:10)	7	24
Colts	3	14:42	J.Taylor 70 yd. run (M.Gay kick) (1-70, 0:18)	7	31
Colts	3	6:50	J.Taylor 1 yd. run (M.Gay kick) (4-40, 1:43)	7	38
Titans	3	2:57	T.Spears 11 yd. run (T.Pollard run) (9-70, 3:53)	15	38
Titans	4	8:13	N.Westbrook-Ikhine 6 yd. pass from M.Rudolph (B.Narveson kick) (6-55, 2:17)	22	38
Titans	4	2:53	T.Spears 2 yd. run (M.Rudolph-C.Okonkwo pass) (7-71, 3:05)	30	38

Game 16: Titans @ Jaguars, Dec. 29, 2024

Team	Qtr	Time	Play Description (Drive Plays-Yards, Time)	Titans	Jaguars
Jaguars	1	10:46	C.Little 48 yd. Field Goal (9-38, 4:14)	0	3
Jaguars	2	8:59	P.Washington 2 yd. pass from M.Jones (C.Little kick) (5-43, 2:45)	0	10
Jaguars	2	2:02	C.Little 44 yd. Field Goal (12-54, 5:16)	0	13
Titans	2	0:00	M.Wright 39 yd. Field Goal (10-50, 2:02)	3	13
Titans	3	6:51	N.Vannett 8 yd. pass from M.Rudolph (M.Wright kick) (13-85, 8:09)	10	13
Jaguars	4	7:05	B.Thomas 11 yd. pass from M.Jones (C.Little kick) (16-74, 9:11)	10	20
Titans	4	2:02	M.Wright 28 yd. Field Goal (12-60, 5:03)	13	20

Game 17: Texans @ Titans, Jan. 5, 2025

Team	Qtr	Time	Play Description (Drive Plays-Yards, Time)	Texans	Titans
Texans	1	7:43	N.Collins 2 yd. pass from C.Stroud (K.Fairbairn kick) (11-69, 7:17)	7	0
Texans	2	13:55	D.Pierce 92 yd. run (kick failed, wl) (1-92, 0:12)	13	0
Titans	2	1:41	M.Wright 35 yd. Field Goal (11-53, 4:55)	13	3
Texans	2	0:00	K.Fairbairn 27 yd. Field Goal (7-51, 1:41)	16	3
Titans	3	6:47	M.Wright 38 yd. Field Goal (13-53, 8:13)	16	6
Texans	4	13:50	D.Barnett 36 yd. fumble return (K.Fairbairn kick)	23	6
Titans	4	2:41	T.Martin 49 yd. pass from W.Levis (W.Levis-J.Whyle pass) (9-94, 3:00)	23	14



TITANS-BEARS: GAME SUMMARY

Week 1: Titans 17, Bears 24
Sunday, Sept. 8, 2024 • 12:00 p.m. CDT • Soldier Field

The Titans traveled to Chicago to face the Bears in Week 1 of the 2024 season and fell by a score of 24-17. The game was a tale of two halves as the Titans jumped to an early 17-0 lead before giving up 24 unanswered points in the second half.

The game got off to a slow start with both teams punting on their first two possessions. On the Bears second possession, **DL Sebastian Joseph-Day** halted the drive with a 19-yard sack of Caleb Williams that pushed the Bears back to the Tennessee 44-yard line and out of field goal range. Tennessee took over at their own 21-yard line after a Bears holding penalty gave the Titans an extra 10 yards on the punt.

RB Tony Pollard gave the Titans an early 7-0 lead after finding the end zone on a 26-yard touchdown run. The run capped off an eight play, 79-yard drive by the Titans offense in which Pollard racked up 54 yards.

On the ensuing kickoff, **RB Julius Chestnut** recovered a fumble at the Chicago 23-yard line after the ball bounced off of Bears **WR Velus Jones Jr.** The Titans cashed in the turnover for three points on a 40-yard field goal by **K Nick Folk** to go up 10-0 early in the second quarter.

The Titans defense continued their strong performance, forcing another Bears punt on the next possession after **CB Jarvis Brownlee** made a tackle for a three-yard loss on second-and-one and was on coverage for an incomplection from **QB Caleb Williams** to **WR DeAndre Carter**.

Tennessee took over at their own 27-yard line after the punt. **QB Will Levis** then constructed a 14-play, 73-yard drive that culminated in a 17-yard touchdown pass to **TE Chig Okonkwo**. The drive took 8:23 off the clock and saw a 22-yard completion from Levis to **WR Calvin Ridley** on third-and-15 and a three-yard completion to **WR Tyler Boyd** on fourth-and-three to keep the drive alive.

A 24-yard field goal by **K Cairo Santos** made it 17-3 at the half.

Both teams were forced to punt on their opening second half drives, however **P Ryan Stonehouse** had his punt blocked and picked up by **DB Jonathan Owens** who returned it 21 yards for a touchdown to make it 17-10 with 9:07 left in the third quarter.

Neither team scored again in the third quarter as both teams continued to trade punts. The Bears then cut the lead to 17-13 on a 50-yard field goal by Santos that capped an 11-play, 44-yard drive with 14:51 left in the fourth.

On the next Titans possession, Levis was sacked and fumbled the ball which was recovered

by the Bears at Tennessee's 31-yard line. The Titans defense stood stout and forced another Santos field goal, this time from 48 yards to make it 17-16 with 9:52 left.

Facing third-and-six on the next possession, Levis attempted to toss the ball near the sideline to avoid a sack but instead the ball was intercepted by **DB Tyrique Stevenson** who returned it 43 yards for a touchdown. Williams found **RB D'Andre Swift** for the two-point conversion to make it 24-17 with 7:35 left.

Punts by both teams gave the Titans the ball with 2:20 left in the game at their own 18-yard line. Facing fourth-and-10, Levis was intercepted again as he tried to find Boyd down field. Bears then took over with victory formation to seal the loss for the Titans.

SCORING

	1	2	3	4	Final
Tennessee	7	10	0	0	17
Chicago	0	3	7	14	24

TEAM	SCORING PLAY	TIME
Titans	T.Pollard 26 yd. run (N.Folk kick)	1-0:41
Titans	N.Folk 40 yd Field Goal	2-14:06
Titans	C.Okonkwo 17 yd. pass from W.Levis (N.Folk kick)	2-3:44
Bears	C.Santos 24 yd. Field Goal	2-0:27
Bears	J.Owens 21 yd. return of blocked punt (C.Santos kick)	3-9:07
Bears	C.Santos 50 yd Field Goal	4-14:47
Bears	C.Santos 48 yd. Field Goal	4-9:52
Bears	T.Stevenson 43 yd. interception return (C.Williams-D.Swift pass)	4-7:35

Missed FGs: None

Attendance: 59,403

Time of Game: 3:00

Weather: 67°, Mostly Sunny, Wind W 8 mph

Referee: Shawn Smith



TEAM STATISTICS

	Titans	Bears
TOTAL FIRST DOWNS	16	11
THIRD DOWN EFFICIENCY	3-14-21.4%	2-13-15.4%
FOURTH DOWN EFFICIENCY	1-2-50.0%	2-2-100.0%
TOTAL NET YARDS	244	148
Plays - Avg.	61-4.0	53-2.8
NET YARDS RUSHING	140	84
Rushes - Avg.	26-5.4	22-3.8
NET YARDS PASSING	104	64
Sacks - Yards Lost	3-23	2-29
PASS ATT-COMP-INT	32-19-2	29-14-0
PUNTS - Avg.	6-44.7	6-45.0
Net Punting Average	34.0	36.7
PUNT RETURNS - Yards	4-30	5-64
KICKOFF RETURNS - Yards	5-127	2-67
INTERCEPTIONS - Yards	0-0	2-52
PENALTIES Number and Yards	8-50	7-55
FUMBLES Number and Lost	1-1	3-1
TOUCHDOWNS	2	2
EXTRA POINTS Made-Attempts	2-2	2-2
RED ZONE EFFICIENCY	1-2-50%	0-1-0%
GOAL TO GO EFFICIENCY	1-1-100%	0-1-0%
SAFETIES	0	0
GIVEAWAYS	3	1
TAKEAWAYS	1	3
TIME OF POSSESSION	34:54	25:06

TITANS STARTERS

OFFENSE			DEFENSE		
TE	85	C.Okonkwo	DE	69	S.Joseph-Day
LT	55	J.Latham	DL	93	T.Sweet
LG	77	P.Skoronski	DT	98	J.Simmons
C	79	L.Cushenberry	OLB	49	A.Key
RG	75	D.Radunz	ILB	56	K.Murray
RT	78	N.Petit-Frere	ILB	50	J.Gibbens
WR	83	T.Boyd	OLB	58	H.Landry
WR	0	C.Ridley	CB	13	C.Awuzie
WR	10	D.Hopkins	CB	38	L.Sneed
QB	8	W.Levis	S	28	Q.Diggs
RB	20	T.Pollard	S	37	A.Hooker

BEARS STARTERS

OFFENSE			DEFENSE		
WR	13	K.Allen	DL	98	M.Sweet
WR	2	D.Moore	DL	97	A.Billings
T	58	D.Wright	DL	99	G.Dexter
LT	70	B.Jones	DE	95	D.Walker
LG	76	T.Jenkins	LB	53	T.Edwards
C	65	C.Shelton	LB	49	T.Edmunds
RG	64	N.Davis	DB	6	K.Gordan
TE	85	C.Kmet	DB	32	T.Smith
TE	14	G.Everett	CB	1	J.Johnson
QB	18	C.Williams	S	31	K.Byard
RB	4	D.Swift	S	9	J.Brisker

TITANS INDIVIDUAL STATISTICS

Rushing	Att	Yds	Avg	Lg	TD
T.Pollard	16	82	5.1	26	1
W.Levis	4	36	9.0	15	0
T.Spears	4	21	5.3	11	0
T.Burks	2	1	0.5	6	0
Total	26	140	5.4	26	1

Passing	Att	Cmp	Yds	TD	Lg	IN	Rt
W.Levis	32	19	127	1	22	2	52.5
Total	32	19	127	1	22	2	52.5

Receiving	No	Yds	Avg	Lg	TD
T.Spears	4	11	2.8	5	0
C.Ridley	3	50	16.7	22	0
T.Boyd	3	18	6.0	11	0
T.Pollard	3	12	4.0	8	0
C.Okonkwo	2	15	7.5	17	1
N.Vannett	2	11	5.5	8	0
D.Hopkins	1	8	8.0	8	0
T.Burks	1	2	2.0	2	0
Total	19	127	6.7	22	1

Interceptions	No	Yds	Avg	Lg	TD
None					

Leading Tacklers (Press Box Totals)

A.Hooker 6-5-1, H.Landry 6-3-3; K.Murray 6-3-3

Sacks: H.Landry 1; S.Joseph-Day 1

FF: A.Hooker FR: None

BEARS INDIVIDUAL STATISTICS

Rushing	Att	Yds	Avg	Lg	TD
D.Swift	10	30	3.0	20	0
C.Williams	5	15	3.0	11	0
D.Moore	1	14	14.0	14	0
V.Jones	2	11	5.5	6	0
T.Homer	2	10	5.0	6	0
K.Herbert	2	4	2.0	4	0
Total	22	84	3.8	20	0

Passing	Att	Cmp	Yds	TD	Lg	IN	Rt
C.Williams	29	14	93	0	13	0	55.7
Total	29	14	93	0	13	0	55.7

Receiving	No	Yds	Avg	Lg	TD
D.Moore	5	36	7.2	13	0
K.Allen	4	29	7.3	9	0
R.Odunze	1	11	11.0	11	0
V.Jones	1	8	8.0	8	0
D.Carter	1	6	6.0	6	0
C.Kmet	1	4	4.0	4	0
G.Everett	1	-1	-1.0	-1	0
Total	14	93	6.6	13	0

Interceptions	No	Yds	Avg	Lg	TD
T.Stevenson	1	43	43.0	43	1
J.Johnson	1	9	9.0	9	0
Total	2	52	26.0	43	1

Leading Tacklers (Press Box Totals)

T.Edwards 15-10-5; J.Brisker 10-5-5

Sacks: D.Taylor 2, G.Dexter 1

FF: D.Taylor 1 FR: T.Edwards 1



TITANS-JETS: GAME SUMMARY



Week 2: Titans 17, Jets 24
Sunday, Sept. 15, 2024 • 12:00 p.m. CDT • Nissan Stadium



In Week 2 of the 2024 season, the Titans hosted the New York Jets and fell by a score of 24-17. Despite a promising start and gaining more offensive yards than the Jets, costly turnovers and a blocked punt proved to be the difference as Tennessee fell to 0-2.

The Titans got on the board first when **WR Calvin Ridley** took a hand off from **QB Will Levis** 10 yards into the end zone scoring his first career rushing touchdown to give the Titans a 7-0 lead with 2:30 left in the first quarter. The touchdown capped a nine-play, 68-yard drive that also included a 15-yard completion from Levis to Ridley on third down.

The Titans defense then forced the Jets to punt after **LB Ernest Jones IV** and **DT Jeffery Simmons** stuffed **RB Breece Hall** for a two-yard loss on third-and-one. Tennessee's offense took over at their own 16-yard line. The Titans were able to drive down to the Jets seven-yard line with the help of a 15-yard run by **RB Tony Pollard**, a horse collar tackle penalty by the Jets, a roughing the passer penalty, a 17-yard catch from **WR Tyler Boyd** and an 11-yard catch from Pollard. But as Levis was being sacked on third down, he tried to pitch the ball back to **RB Tyjae Spears** which was ruled a fumble and recovered by the Jets at the 12-yard line.

The Titans defense once again forced another three-and-out after **OLB Harold Landry III** sacked **QB Aaron Rodgers** for a five-yard loss.

Levis was intercepted on a deep ball to **WR Treylon Burks** on the next play. The Jets were able to capitalize on this turnover, turning in a 12-play, 73-yard drive capped off by a 12-yard touchdown pass from Rodgers to **RB Braelonn Allen** just 1:47 before halftime to tie the game.

The Titans took a 10-7 lead at halftime, however, on a 41-yard field goal by **K Nick Folk**. Levis connected with Pollard for a 22-yard completion and an unnecessary roughness penalty on the Jets put the Titans in field goal range.

The Jets took their first lead of the day on the first possession of the second half. Facing third-and-15, Simmons was called for a roughing the passer penalty that kept the drive alive. Hall broke through for a 30-yard run before Rodgers found him for a 26-yard completion in the end zone two plays later to make it 14-10 at the 12:08 mark of the third quarter.

Later in the third quarter, **P Ryan Stonehouse** had his punt blocked which gave the Jets the ball at the Tennessee 30-yard line. They cashed in on the mistake with a 33-yard field goal from **K Greg Zuerlein** to take a 17-10 lead with 5:58 left in the third.

The Titans answered on the next possession, scoring on a 40-yard pass from Levis to Ridley, who made the catch between two Jets defenders and rolled into the end zone. The score

capped off a five-play, 71-yard drive to tie the game at 17-17 with 3:22 left in the third. The drive was kept alive on a 21-yard scramble from Levis on a third-and-one.

Both teams punted on their first two possessions of the fourth quarter before the Jets took over at their own 26-yard line. Rodgers constructed a seven-play, 74-yard drive that included a 26-yard completion to **WR Garrett Wilson**, a 19-yard completion to **WR Mike Williams** and was capped by a 20-yard touchdown run by Allen to take the 24-17 lead with 4:31 left in the game.

The Titans drove down to the Jets 10-yard line on 10 plays. But facing first-and-goal in the final minute, they were unable to find the end zone and the Jets ended the game in victory formation.

SCORING

	1	2	3	4	Final
New York Jets	0	7	10	7	24
Tennessee	7	3	7	0	17

TEAM	SCORING PLAY	TIME
Titans	C.Ridley 10 yd. run (N.Folk kick)	1-2:30
Jets	B.Allen 12 yd. pass from A.Rodgers (G.Zuerlein kick)	2-1:47
Titans	N.Folk 41 yd. Field Goal	2-0:00
Jets	B.Hall 26 yd. pass from A.Rodgers (G.Zuerlein kick)	3-12:08
Jets	G.Zuerlein 33 yd. Field Goal	3-5:58
Titans	C.Ridley 40 yd. pass from W.Levis (N.Folk kick)	3-3:22
Jets	B.Allen 20 yd. run (G.Zuerlein kick)	4-4:31

Missed FGs: None

Attendance: 65,509

Time of Game: 3:02

Weather: 80°, Cloudy, Wind S 13 mph

Referee: Alan Eck



TEAM STATISTICS

	Jets	Titans
TOTAL FIRST DOWNS	16	20
THIRD DOWN EFFICIENCY	5-12-41.7%	5-12-41.7%
FOURTH DOWN EFFICIENCY	0-0-0.0%	0-1-0.0%
TOTAL NET YARDS	265	300
Plays - Avg.	56-4.7	60-5.0
NET YARDS RUSHING	101	130
Rushes - Avg.	24-4.2	28-4.6
NET YARDS PASSING	164	170
Sacks - Yards Lost	2-12	4-22
PASS ATT-COMP-INT	30-18-0	28-19-1
PUNTS - Avg.	6-50.3	5-45.2
Net Punting Average	44.2	38.2
PUNT RETURNS - Yards	3-35	5-37
KICKOFF RETURNS - Yards	2-57	2-52
INTERCEPTIONS - Yards	1-0	0-0
PENALTIES Number and Yards	7-70	5-45
FUMBLES Number and Lost	0-0	1-1
TOUCHDOWNS	3	2
EXTRA POINTS Made-Attempts	3-3	2-2
RED ZONE EFFICIENCY	1-2-50%	1-4-25%
GOAL TO GO EFFICIENCY	0-0-0.0%	1-3-33%
SAFETIES	0	0
GIVEAWAYS	0	2
TAKEAWAYS	2	0
TIME OF POSSESSION	30:03	29:57

JETS STARTERS

OFFENSE			DEFENSE		
WR	10	A.Lazard	LB	11	J.Johnson
TE	89	J.Ruckert	DL	95	Q.Williams
LT	77	T.Smith	DL	54	J.Kinlaw
LG	76	J.Simpson	DL	72	M.Clemons
C	66	J.Tippmann	LB	56	Qi.Williams
RG	75	A.Vera-Tucker	LB	57	C.Mosley
RT	78	M.Moses	CB	30	M.Carter
TE	83	T.Conklin	CB	1	A.Gardner
WR	5	G.Wilson	CB	26	B.Echols
QB	8	A.Rodgers	S	36	C.Clark
RB	20	B.Hall	S	22	T.Adams

TITANS STARTERS

OFFENSE			DEFENSE		
WR	10	D.Hopkins	DL	69	S.Joseph-Day
WR	83	T.Boyd	NT	93	T.Sweat
LT	55	J.Latham	DT	98	J.Simmons
LG	77	P.Skoronski	OLB	49	A.Key
C	79	L.Cushenberry	LB	56	K.Murray
RG	75	D.Radunz	OLB	58	H.Landry
RT	78	N.Petit-Frere	LB	53	E.Jones
TE	85	C.Okonkwo	CB	13	C.Awuzie
WR	0	C.Ridley	CB	38	L.Sneed
QB	8	W.Levis	S	28	Q.Diggs
RB	20	T.Pollard	S	37	A.Hooker

JETS INDIVIDUAL STATISTICS

Rushing	Att	Yds	Avg	Lg	TD
B.Hall	14	62	4.4	30	0
B.Allen	7	33	4.7	20	1
G.Wilson	1	5	5.0	5	0
A.Rodgers	2	1	0.5	2	0
Total	24	101	4.2	30	1

Passing	Att	Cmp	Yds	TD	Lg	IN	Rt
A.Rodgers	30	18	176	2	26	0	98.7
Total	30	18	176	2	26	0	98.7

Receiving	No	Yds	Avg	Lg	TD
B.Hall	7	52	7.4	26	1
G.Wilson	4	57	14.3	26	0
B.Allen	2	23	11.5	12	1
A.Lazard	2	11	5.5	8	0
M.Williams	1	19	19.0	19	0
T.Conklin	1	10	10.0	10	0
M.Corley	1	4	4.0	4	0
Total	18	176	9.8	26	2

Interceptions	No	Yds	Avg	Lg	TD
B.Echols	1	0	0.0	0	0
Total	1	0	0.0	0	0

Leading Tacklers (Press Box Totals)

Qi.Williams 9-8-1; J.Sherwood 9-6-3

Sacks: W.McDonald 3; S.Thomas 1

FF: W.McDonald 1

FR: Qi.Williams 1

TITANS INDIVIDUAL STATISTICS

Rushing	Att	Yds	Avg	Lg	TD
T.Pollard	17	62	3.6	15	0
W.Levis	4	38	9.5	21	0
T.Spears	6	20	3.3	7	0
C.Ridley	1	10	10.0	10	1
Total	28	130	4.6	21	1

Passing	Att	Cmp	Yds	TD	Lg	IN	Rt
W.Levis	28	19	192	1	40	1	84.2
Total	28	19	192	1	40	1	84.2

Receiving	No	Yds	Avg	Lg	TD
T.Pollard	5	40	8.0	22	0
C.Ridley	4	77	19.3	40	1
C.Okonkwo	3	16	5.3	8	0
T.Boyd	2	26	13.0	17	0
J.Whyle	2	13	6.5	12	0
T.Spears	2	11	5.5	6	0
D.Hopkins	1	9	9.0	9	0
Total	19	192	10.1	40	1

Interceptions	No	Yds	Avg	Lg	TD
None					

Leading Tacklers (Press Box Totals)

E.Jones 9-6-3; K.Murray 8-5-3

Sacks: H.Landry 2

FF: None


FR: None



TITANS-PACKERS: GAME SUMMARY



Week 3: Titans 14, Packers 30 Sunday, Sept. 22, 2024 • 12:00 p.m. CDT • Nissan Stadium



In Week 3 of the 2024 season, the Titans hosted the Green Bay Packers and fell by a score of 30-14.

The Packers jumped out to an immediate 7-0 lead, scoring on a five-yard run by **QB Malik Willis**, which capped a six-play, 70-yard drive that saw Willis complete two balls for 30 yards each to open the game.

The Titans responded quickly, as **QB Will Levis** guided a 10-play, 70-yard drive that ended with a one-yard touchdown completion to **TE Nick Vannett**. The drive feature a 23-yard completion to **TE Josh Whyle** and a 20-yard connection to **WR Tyler Boyd**.

Willis brought the Packers to the Tennessee two-yard line on the next drive with 57 rushing yards but the Titans defense held up and forced a 21-yard field goal from **K Brayden Narveson** to make it 10-7 with 1:05 left in the first quarter.

Green Bay extended their lead to 17-7 on the next play from scrimmage after **CB Jaire Alexander** picked off a Levis pass and returned it 35 yards for a touchdown.

After both teams punted to start the second quarter, Green Bay took over at their own 25-yard line with 6:02 left in the half. The Packers were able to drive down to the Tennessee six-yard line, after converting two third-and-longs, and kicked a 26-yard field goal to take a 20-7 lead as time expired on the half.

Tennessee opened the second half with the ball and attempted to convert fourth-and-two on their own 37-yard line, but Levis was sacked and the Titans turned it over on downs.

The Titans defense was able to force a 48-yard field goal attempt from Narveson which he missed, but a holding penalty on **DT Jeffery Simmons** gave the Packers a fresh set of down that they turned into a touchdown with a 30-yard pass from Willis to **RB Emanuel Wilson** two plays later to make it 27-7 with 8:25 left in the third quarter.

Tennessee showed some life on their next offensive possession, stringing together a seven-play, 68-yard drive that was capped off by an 11-yard touchdown catch by **WR DeAndre Hopkins** who muscled his way into the end zone to cut the deficit to 27-14 with 4:55 remaining in the third.

The Titans defense forced their first three-and-out on the next Green Bay possession and the offense took over at their own 30-yard line. Levis and Hopkins connected for two completions for 35 yards, but Levis was sacked and fumbled which was recovered by the Packers near midfield.

Both teams punted on their first two possessions to open the fourth quarter before Green Bay strung together an eight-play, 31-yard drive which resulted in a 47-yard field goal from Narveson to make it 30-14 with 3:29 left in the game.

Facing third-and-16, Levis took a shot deep, but was intercepted by **S Xavier McKinney** for the third Titans turnover of the day. The turnover sealed the loss as the Titans fell to 0-3.

SCORING

	1	2	3	4	Final
Green Bay	17	3	7	3	30
Tennessee	7	0	7	0	14

TEAM	SCORING PLAY	TIME
Packers	M.Willis 5 yd. run (B.Narveson kick)	1-12:25
Titans	N.Vannett 1 yd. pass from W.Levis (N.Folk kick)	1-7:15
Packers	B.Narveson 21 yd. Field Goal	1-1:05
Packers	J.Alexander 35 yd. interception return (B.Narveson kick)	1-0:51
Packers	B.Narveson 26 yd. Field Goal	2-0:00
Packers	Em. Wilson 30 yd. pass from M.Willis (B.Narveson)	3-8:25
Titans	D.Hopkins 11 yd. pass from W.Levis (N.Folk kick)	3-4:55
Packers	B.Narveson 47 yd. Field Goal	4-3:29

Missed FGs: None

Attendance: 67,322

Time of Game: 2:53

Weather: 87°, Cloudy, Wind N 8 mph

Referee: Clay Martin



TEAM STATISTICS

	Packers	Titans
TOTAL FIRST DOWNS	16	18
THIRD DOWN EFFICIENCY	5-14-35.7%	3-9-33.3%
FOURTH DOWN EFFICIENCY	0-0-0.0%	0-1-0.0%
TOTAL NET YARDS	378	237
Plays - Avg.	59-6.4	53-4.5
NET YARDS RUSHING	188	33
Rushes - Avg.	37-5.1	11-3.0
NET YARDS PASSING	190	204
Sacks - Yards Lost	3-12	8-56
PASS ATT-COMP-INT	19-13-0	34-26-2
PUNTS - Avg.	5-48.8	4-46.8
Net Punting Average	36.0	43.0
PUNT RETURNS - Yards	2-15	2-24
KICKOFF RETURNS - Yards	0-0	3-84
INTERCEPTIONS - Yards	2-35	0-0
PENALTIES Number and Yards	10-75	2-15
FUMBLES Number and Lost	0-0	1-1
TOUCHDOWNS	3	2
EXTRA POINTS Made-Attempts	3-3	2-2
RED ZONE EFFICIENCY	1-3-33%	2-2-100%
GOAL TO GO EFFICIENCY	1-2-50%	1-1-100%
SAFETIES	0	0
GIVEAWAYS	0	3
TAKEAWAYS	3	0
TIME OF POSSESSION	32:28	27:32

PACKERS STARTERS

OFFENSE			DEFENSE		
WR 87	R.Doubs	DE 91	P.Smith		
LT 63	R.Walker	DT 97	K.Clark		
LG 74	E.Jenkins	DT 93	T.Slaton		
C 71	J.Myers	DE 52	R.Gary		
RG 75	S.Rhyan	LB 7	Q.Walker		
RT 50	Z.Tom	LB 45	Er.Wilson		
WR 11	J.Reed	LB 58	I.McDuffie		
WR 9	C.Watson	CB 23	J.Alexander		
TE 85	T.Kraft	CB 21	E.Stokes		
QB 2	M.Willis	S 29	X.McKinney		
RB 8	J.Jacobs	S 20	J.Bullard		

TITANS STARTERS

OFFENSE			DEFENSE		
WR 16	T.Burks	NT 93	T.Sweat		
TE 81	J.Whyle	DT 98	J.Simmons		
LT 55	J.Latham	OLB 49	A.Key		
LG 77	P.Skoronski	LB 56	K.Murray		
C 79	L.Cushenberry	OLB 58	H.Landry		
RG 75	D.Radunz	LB 53	E.Jones		
RT 78	N.Petit-Frere	CB 13	C.Awuzie		
OL 71	J.Duncan	CB 38	L.Sneed		
TE 84	T.Vannett	S 28	Q.Diggs		
QB 8	W.Levis	S 33	J.Adams		
RB 20	T.Pollard	S 37	A.Hooker		

PACKERS INDIVIDUAL STATISTICS

Rushing	Att	Yds	Avg	Lg	TD
M.Willis	6	73	12.2	29	1
Em.Wilson	12	50	4.2	10	0
J.Jacobs	14	43	3.1	10	0
J.Reed	2	19	9.5	15	0
C.Brooks	3	3	1.0	3	0
Total	37	188	5.1	29	1

Passing	Att	Cmp	Yds	TD	Lg	IN	Rt
M.Willis	19	13	202	1	37	0	120.9
Total	19	13	202	1	37	0	0120.9

Receiving	No	Yds	Avg	Lg	TD
J.Reed	4	50	12.5	30	0
C.Watson	2	67	33.5	37	0
Em.Wilson	2	35	17.5	30	1
T.Kraft	2	24	12.0	21	0
R.Doubs	1	18	18.0	18	0
J.Jacobs	1	5	5.0	5	0
L.Musgrave	1	3	3.0	3	0
Total	13	202	15.5	37	1

Interceptions	No	Yds	Avg	Lg	TD
J.Alexander	1	35	35.0	35	1
X.McKinney	1	0	0.0	0	0
Total	2	35	17.5	35	1

Leading Tacklers (Press Box Totals)

I.McDuffie 9-6-3; Q.Walker 6-3-3

Sacks: D.Wyatt 2; P.Smith 2; K.Enagbare 1.5;
L.Van Ness 1; E.Cooper 0.5; I.McDuffie 0.5;
Q.Walker 0.5
FF: K.Enagbare 1
FR: L.Van Ness

TITANS INDIVIDUAL STATISTICS

Rushing	Att	Yds	Avg	Lg	TD
T.Pollard	6	14	2.3	4	0
W.Levis	3	12	4.0	8	0
T.Spears	2	7	3.5	6	0
Total	11	33	3.0	8	0

Passing	Att	Cmp	Yds	TD	Lg	IN	Rt
W.Levis	34	26	260	2	29	2	92.8
Total	34	26	260	2	29	2	92.8

Receiving	No	Yds	Avg	Lg	TD
D.Hopkins	6	73	12.2	20	1
T.Spears	4	54	13.5	29	0
J.Whyle	4	43	10.8	23	0
T.Boyd	3	33	11.0	20	0
T.Pollard	3	15	5.0	12	0
C.Okonkwo	2	15	7.5	8	0
N.Vannett	2	9	4.5	8	1
C.Ridley	1	9	9.0	9	0
T.Burks	1	9	9.0	9	0
Total	26	260	10.0	29	9

Interceptions	No	Yds	Avg	Lg	TD
None					

Leading Tacklers (Press Box Totals)

E.Jones 13-10-3; Q.Diggs 8-7-1; K.Murray 8-5-3

Sacks: K.Murray 2; J.Simmons 1
FF: None
FR: None



TITANS-DOLPHINS: GAME SUMMARY



Week 4: Titans 31, Dolphins 12 Monday, Sept. 30, 2024 • 7:30 p.m. EDT • Hard Rock Stadium



In Week 4 of the 2024 season, the Titans traveled to Miami to take on the Dolphins on Monday Night Football and won by a score of 31-12 to improve to 1-3 going into their bye week.

The Titans were aided by a career-high-tying five field goals from **K Nick Folk**, including three of 50-plus yards, and limiting the Dolphins offense to just 184 total yards.

The first quarter ended scoreless after both teams committed a turnover. **QB Will Levis** was intercepted by **LB Emmanuel Ogbah** on the opening drive. But **OLB Arden Key** got the ball back for the Titans after jumping on a backward pass that was ruled a fumble, ending the Dolphins drive. On the next possession, Levis scrambled and dove for the first down but was marked a yard short and was injured on the play. He would remain out for the rest of the game.

The Titans took a 3-0 lead early in the second quarter on a 53-yard field goal from Folk that capped a nine-play, 21-yard drive orchestrated by **QB Mason Rudolph**.

Tennessee's defense then came up with a big stop as **S Quandre Diggs**, **CB Jarvis Brownlee Jr.** and **LB Kenneth Murray Jr.** worked to stop **WR Tyreek Hill** short on a fourth-and-one. The stop led to another long field goal from Folk, this one from 52 yards out, to give the Titans a 6-0 lead with 8:20 left in the second stanza. The drive featured four rushes by **RB Tyjae Spears** for 24 yards.

The Dolphins cut the lead to 6-3 on a 44-yard field goal from **K Jason Sanders**.

With 16 seconds left in the half and no time outs, the Titans offense took the field at their own 44-yard line after the defense forced a three-and-out. Rudolph found **WR Tyler Boyd** for 27 yards and the offense sprinted up the field to spike the ball with one second left on the clock. Folk finished the drive with a 47-yard field goal to give the Titans the 9-3 lead at the half.

Miami made it 9-6 on a 56-yard field goal from Sanders with 9:02 left in the third quarter.

The Titans scored their first touchdown of the night on the next possession. A defensive pass interference penalty brought the Titans to the Miami 49-yard line before Pollard broke out for a 41-yard run. Facing first-and-goal at the seven yard line, Spears lined up in Wildcat, took the direct snap and burst into the end zone to make it 16-6 with 6:00 left in the third stanza.

The Titans defense forced another three-and-out with the help of a 10-yard sack by **DE Sebastian Joseph-Day** on the next possession. Folk extended the Titans lead to 19-6 with his fourth field goal of the night, this time from 51 yards out with 36 seconds left in the third.

Tennessee defense came up with their second fourth down stop to open the fourth quarter as **LB Ernest Jones IV** and **DL James Lynch** combined to drop **RB De'Von Achane** for a one-yard loss on fourth-and-one at the Miami 39-yard line. The offense capitalized on the field position with a 29-yard field goal by Folk to make it 22-6 with 10:45 left in the game.

Miami then strung together an 11-yard, 70-play drive capped off by a one-yard touchdown run by **QB Tyler Huntley**. The Dolphins attempted the two-point conversion but **S Quandre Diggs** intercepted the pass to make it 22-12 with 3:36 left.

The Titans then scored on a safety, after pressure from the defense forced an intentional grounding penalty by Huntley in the end zone.

Tennessee closed out the night with a four-yard touchdown run by Pollard to make it 31-12 with 24 seconds left. The Titans earned their first win of the season and the first 30-point offensive performance in over 1,000 days.

SCORING

	1	2	3	4	Final
Tennessee	0	9	10	12	31
Miami	0	3	3	6	12

TEAM	SCORING PLAY	TIME
Titans	N.Folk 53 yd. Field Goal	2-14:16
Titans	N.Folk 52 yd. Field Goal	2-8:20
Dolphins	J.Sanders 44 yd. Field Goal	2-4:13
Titans	N.Folk 47 yd. Field Goal	2-0:00
Dolphins	J.Sanders 56 yd. Field Goal	3-9:02
Titans	T.Spears 7 yd. run (N.Folk kick)	3-6:00
Titans	N.Folk 51 yd. Field Goal	3-0:36
Titans	N.Folk 29 yd. Field Goal	4-10:45
Dolphins	T.Huntley 1 yd. run (pass failed)	4-3:36
Titans	Penalty on T.Huntley enforced in end zone for a safety	4-2:27
Titans	T.Pollard 4 yd. run (N.Folk kick)	4-0:24

Missed FGs: None

Attendance: 65,291

Time of Game: 3:13

Weather: 86°, Partly Cloudy, Wind SE 9 mph

Referee: Clete Blakeman



TEAM STATISTICS

	Titans	Dolphins
TOTAL FIRST DOWNS	16	13
THIRD DOWN EFFICIENCY	2-12-16.7%	2-12-16.7%
FOURTH DOWN EFFICIENCY	1-1-100.0%	1-3-33.3%
TOTAL NET YARDS	244	184
Plays - Avg.	62-3.9	54-3.4
NET YARDS RUSHING	142	106
Rushes - Avg.	40-3.6	30-3.5
NET YARDS PASSING	102	78
Sacks - Yards Lost	1-8	2-18
PASS ATT-COMP-INT	21-12-1	22-14-0
PUNTS - Avg.	5-41.8	5-47.6
Net Punting Average	32.4	39.6
PUNT RETURNS - Yards	3-40	1-27
KICKOFF RETURNS - Yards	1-21	0-0
INTERCEPTIONS - Yards	0-0	1-0
PENALTIES Number and Yards	8-69	10-98
FUMBLES Number and Lost	0-0	1-1
TOUCHDOWNS	2	1
EXTRA POINTS Made-Attempts	2-2	0-1
RED ZONE EFFICIENCY	2-3-67%	1-1-100%
GOAL TO GO EFFICIENCY	2-3-67%	1-1-100%
SAFETIES	1	0
GIVEAWAYS	1	1
TAKEAWAYS	1	1
TIME OF POSSESSION	34:52	25:08

TITANS STARTERS

OFFENSE			DEFENSE		
WR 0	C.Ridley	DE 69	S.Joseph-Day		
TE 85	C.Okonkwo	NT 93	T.Sweat		
LT 55	J.Latham	DL 91	K.Coburn		
LG 77	P.Skoronski	OLB 49	A.Key		
C 79	L.Cushenberry	LB 56	K.Murray		
RG 75	D.Radunz	LB 53	E.Jones		
RT 78	N.Petit-Frere	OLB 58	H.Landry		
WR 16	T.Burks	CB 29	J.Brownlee		
WR 83	T.Boyd	CB 38	L.Sneed		
QB 8	W.Levis	S 37	A.Hooker		
RB 20	T.Pollard	S 28	Q.Diggs		

DOLPHINS STARTERS

OFFENSE			DEFENSE		
WR 10	T.Hill	DT 92	Z.Sieler		
WR 17	J.Waddle	DT 95	B.Jones		
LT 52	P.Paul	DT 93	C.Campbell		
LG 65	R.Jones	OLB 91	E.Ogbah		
C 55	A.Brewer	LB 6	A.Walker		
RG 74	L.Eichenberg	LB 20	J.Brooks		
RT 73	A.Jackson	LB 45	D.Riley		
TE 89	J.Hill	CB 5	J.Ramsey		
TE 81	D.Smythe	CB 36	S.Duck		
QB 18	T.Huntley	S 8	J.Holland		
RB 28	D.Achane	S 21	J.Poyer		

TITANS INDIVIDUAL STATISTICS

Rushing	Att	Yds	Avg	Lg	TD
T.Pollard	22	88	4.0	41	1
T.Spears	15	39	2.6	9	1
C.Ridley	1	10	10.0	10	0
W.Levis	2	5	2.5	3	0
Total	40	142	3.6	41	2

Passing	Att	Cmp	Yds	TD	Lg	IN	Rt
M.Rudolph	17	9	85	0	27	0	67.0
W.Levis	4	3	25	0	16	1	51.0
Total	21	12	110	0	27	1	51.7

Receiving	No	Yds	Avg	Lg	TD
D.Hopkins	2	31	15.5	16	0
T.Boyd	2	31	15.5	27	0
T.Pollard	2	20	10.0	16	0
T.Spears	2	0	0.0	5	0
T.Burks	1	13	13.0	13	0
C.Okonkwo	1	5	5.0	5	0
C.Ridley	1	5	5.0	5	0
J.Whyle	1	5	5.0	5	0
Total	12	110	9.2	27	0

Interceptions	No	Yds	Avg	Lg	TD
None					

Leading Tacklers (Press Box Totals)

K.Murray 9-6-3; S.Joseph 6-3-3; T.Sweat 6-3-3

Sacks: H.Landry 1.0; S.Joseph-Day 1.0

FF: None

FR: A.Key 1

DOLPHINS INDIVIDUAL STATISTICS

Rushing	Att	Yds	Avg	Lg	TD
T.Huntley	8	40	5.0	20	1
J.Wright	9	32	3.6	20	0
T.Hill	3	19	6.3	16	0
D.Achane	10	15	1.5	5	0
Total	30	106	3.5	20	1

Passing	Att	Cmp	Yds	TD	Lg	IN	Rt
T.Huntley	22	14	96	0	18	0	73.3
Total	22	14	96	0	18	0	73.3

Receiving	No	Yds	Avg	Lg	TD
J.Waddle	4	36	9.0	18	0
T.Hill	4	23	5.8	17	0
D.Achane	3	14	4.7	5	0
T.Conner	2	15	7.5	11	0
M.Washington	1	8	8.0	8	0
Total	14	96	6.9	18	0

Interceptions	No	Yds	Avg	Lg	TD
E.Ogbah	1	0	0.0	0	0
Totals	1	0	0.0	0	0

Leading Tacklers (Press Box Totals)

J.Brooks 13-9-4; A.Walker 8-3-5; E.Ogbah 6-3-3

Sacks: J.Brooks 1.0

FF: None

FR: None



TITANS-COLTS: GAME SUMMARY



Week 6: Titans 17, Colts 20
Sunday, Oct. 13, 2024 • 12:00 p.m. CDT • Nissan Stadium



In Week 6 of the 2024 NFL season, the Titans hosted division rival Indianapolis and lost by a score of 20-17 to fall to 1-4 on the season.

Indianapolis scored on the opening possession of the game as QB Joe Flacco led the Colts 70 yards down field on 10 plays and capped it with a 22-yard touchdown pass to WR Josh Downs to take an early 7-0 lead.

The Titans offense was held to a three-and-out and forced to punt on the next possession. The Colts took over at their own 36-yard line. Two plays later, S Amani Hooker intercepted a Flacco pass and returned it 30 yards to bring the Titans to the Indianapolis 27-yard line.

QB Will Levis found WR Tyler Boyd for a quick eight-yard gain before RB Tony Pollard broke off for 10 yards to bring Tennessee to the Indianapolis nine-yard line. Levis then found WR Nick Westbrook-Ikhine in the end zone for the score on Westbrook-Ikhine's first reception of the season to tie the game at 7-7.

The Colts punted on their next possession and the Titans took over at their own 18-yard line. Levis then constructed a 15-play, 56-yard drive that ran 9:02 off the clock and was capped off by a K Nick Folk 44-yard field goal. The drive featured nine combined rushes from RB Tony Pollard and RB Tyjae Spears.

Both teams then traded punts before Indianapolis got the ball at their own 29-yard line with 3:39 left in the half. Two penalties by the Titans helped bring the Colts to the Titans 15-yard line before K Matt Gay tied the game with a 26-yard field goal to make it 10-10 at the half.

The Titans came out of the half with a 14-play, 70-yard touchdown drive to retake the lead. The drive featured three third-down conversions, including the 23-yard touchdown run by Pollard which came on third-and-19. The drive took 8:41 off the clock, making it the longest touchdown drive in time of possession for the Titans this season.

The Colts answered with a long drive of their own. After marching down to the Tennessee two-yard line on 13 plays, Indianapolis was facing third-and-two when OLB Harold Landry III and Hooker combined to stuff RB Trey Sermon for a two-yard loss that forced another Gay field goal, this time from 22 yards out to make it 17-13 with 14:57 left in the fourth quarter.

Indianapolis then took the lead after forcing the Titans to a three-and-out and then driving

to the Tennessee 10-yard line before Flacco found WR Michael Pittman Jr. in the end zone to make it 20-17 with 7:27 left in the fourth quarter.

The Titans were unable to rally as the Colts forced two punts, an interception and a stop on the final four Tennessee offensive possessions of the game to drop the Titans to 1-4 on the season.

SCORING

	1	2	3	4	Final
Indianapolis	7	3	0	10	20
Tennessee	7	3	7	0	17

TEAM	SCORING PLAY	TIME
Colts	J.Downs 22 yd. pass from J.Flacco (M.Gay kick)	1-11:17
Titans	N.Westbrook-Ikhine 9 yd. pass from W.Levis (N.Folk kick)	1-6:51
Titans	N.Folk 44 yd. Field Goal	2-11:09
Colts	M.Gay 26 yd. Field Goal	2-0:19
Titans	T.Pollard 23 yd. run (N.Folk kick)	3-6:19
Colts	M.Gay 22 yd. Field Goal	4-14:57
Colts	M.Pittman 10 yd. pass from J.Flacco (M.Gay kick)	4-7:27

Missed FGs: None

Attendance: 64,302

Time of Game: 3:03

Weather: 76°, Sunny, Wind 9 WSW 12 mph

Referee: Brad Rogers



TEAM STATISTICS

	Colts	Titans
TOTAL FIRST DOWNS	20	16
THIRD DOWN EFFICIENCY	7-15-46.7%	4-11-36.4%
FOURTH DOWN EFFICIENCY	1-1-100.0%	1-1-100.0%
TOTAL NET YARDS	269	241
Plays - Avg.	66-4.1	55-4.4
NET YARDS RUSHING	80	146
Rushes - Avg.	28-2.9	28-5.2
NET YARDS PASSING	189	95
Sacks - Yards Lost	0-0	0-0
PASS ATT-COMP-INT	38-22-1	27-16-1
PUNTS - Avg.	5-54.2	5-57.8
Net Punting Average	48.4	40.4
PUNT RETURNS - Yards	4-67	2-9
KICKOFF RETURNS - Yards	1-27	0-0
INTERCEPTIONS - Yards	1-0	1-30
PENALTIES Number and Yards	5-40	11-113
FUMBLES Number and Lost	0-0	1-0
TOUCHDOWNS	2	2
EXTRA POINTS Made-Attempts	2-2	2-2
RED ZONE EFFICIENCY	1-3-33%	2-2-100%
GOAL TO GO EFFICIENCY	0-1-0%	1-1-100%
SAFETIES	0	0
GIVEAWAYS	1	1
TAKEAWAYS	1	1
TIME OF POSSESSION	29:28	30:32

COLTS STARTERS

OFFENSE			DEFENSE		
WR 11	M.Pittman	DE 51	K.Paye		
TE 83	K.Granson	DT 96	T.Bryan		
LT 79	B.Raimann	DT 90	G.Stewart		
LG 56	Q.Nelson	DE 54	D.Odeyngbo		
C 78	R.Kelly	LB 57	J.Carlies		
RG 68	D.Tucker	LB 45	E.Speed		
RT 72	B.Smith	LB 44	Z.Franklin		
WR 10	A.Mitchell	CB 23	K.Moore		
WR 14	A.Pierce	CB 40	J.Jones		
QB 15	J.Flacco	SS 20	N.Cross		
RB 27	T.Sermon	S 32	J.Blackmon		

TITANS STARTERS

OFFENSE			DEFENSE		
TE 81	J.Whyle	DT 98	J.Simmons		
TE 84	N.Vannett	NT 93	T.Sweat		
LT 55	J.Latham	OLB 49	A.Key		
LG 77	P.Skoronski	LB 56	K.Murray		
C 79	L.Cushenberry	LB 53	E.Jones		
RG 75	D.Radunz	OLB 58	H.Landry		
RT 72	L.Watson	CB 29	J.Brownlee		
WR 83	T.Boyd	CB 38	L.Sneed		
WR 0	C.Ridley	CB 21	R.McCreary		
QB 8	W.Levis	S 37	A.Hooker		
RB 20	T.Pollard	S 28	Q.Diggs		

COLTS INDIVIDUAL STATISTICS

Rushing	Att	Yds	Avg	Lg	TD
T.Goodson	8	51	6.4	33	0
T.Sermon	18	29	1.6	11	0
J.Flacco	1	1	1.0	1	0
J.Downs	1	-1	-1.0	-1	0
Total	28	80	2.9	33	0

Passing	Att	Cmp	Yds	TD	Lg	IN	Rt
J.Flacco	38	22	189	2	22	1	77.6
Total	38	22	189	2	22	1	77.6

Receiving	No	Yds	Avg	Lg	TD
J.Downs	7	66	9.4	22	1
M.Alie-Cox	4	41	10.3	22	0
T.Goodson	4	14	3.5	13	0
M.Pittman	3	35	11.7	16	1
A.Ogletree	2	24	12.0	22	0
A.Mitchell	2	9	4.5	9	0
Total	22	189	8.6	22	2

Interceptions	No	Yds	Avg	Lg	TD
J.Blackmon	1	0	0.0	0	0
Totals	1	0	0.0	0	0

Leading Tacklers (Press Box Totals)

Z.Franklin 9-8-1; N.Cross 8-4-4; J.Jones 7-6-1

Sacks: None

FF: D.Odeyngbo 1

FR: None

TITANS INDIVIDUAL STATISTICS

Rushing	Att	Yds	Avg	Lg	TD
T.Pollard	17	93	5.5	23	1
T.Spears	6	27	4.5	10	0
W.Levis	3	15	5.0	7	0
C.Ridley	1	9	9.0	9	0
J.Chestnut	1	2	2.0	2	0
Total	28	146	5.2	23	1

Passing	Att	Cmp	Yds	TD	Lg	IN	Rt
W.Levis	27	16	95	1	23	1	63.0
Total	27	16	95	1	23	1	63.0

Receiving	No	Yds	Avg	Lg	TD
D.Hopkins	4	54	13.5	23	0
T.Boyd	3	19	6.3	8	0
C.Okonkwo	3	6	2.0	5	0
T.Pollard	3	-5	-1.7	1	0
T.Burks	1	10	10.0	10	0
N.Westbrook-Ikhine	1	9	9.0	9	1
J.Whyle	1	2	2.0	2	0
Total	16	95	5.9	23	1

Interceptions	No	Yds	Avg	Lg	TD
A.Hooker	1	30	30.0	30	0
Totals	1	30	30.0	30	0

Leading Tacklers (Press Box Totals)

E.Jones 10-4-6; L.Sneed 8-7-1; K.Murray 8-6-2

Sacks: None

FF: None

FR: None



TITANS-BILLS: GAME SUMMARY



Week 7: Titans 10, Bills 34
 Sunday, Oct. 20, 2024 • 1:00 p.m. EDT • Highmark Stadium



In Week 7 of the 2024 season, the Titans traveled to Buffalo and lost by a score of 34-10. Despite a fast start by the Titans in the first half, the Bills went on to score 34 unanswered points and drop the Titans to 1-5 on the season.

After the Titans defense forced two consecutive punts by the Bills, the Titans offense took over at their own 32-yard line. **QB Mason Rudolph**, who started in place of an injured **Will Levis**, led Tennessee on a 13-play 61-yard drive that culminated in a 25-yard field goal by **K Nick Folk**. The drive featured two third down completions from Rudolph: a six-yard pass to **WR Nick Westbrook-Ikhine** on third-and-three and a 12-yard pass to **WR Tyler Boyd** on third-and-10.

The Titans defense forced a third consecutive three-and-out on the Bills next possession to give Tennessee the ball at their own 25-yard line. Rudolph found **TE Chig Okonkwo** for a 26-yard gain on the first play of the drive. **RB Tony Pollard** ran for 30 yards on four attempts before Rudolph found Westbrook-Ikhine for a four-yard touchdown to cap the eight-play, 75-yard drive and give the Titans a 10-0 lead with 11:31 left in the second stanza. .

The Bills answered quickly on their next possession. **CB Brandon Codrington** took the opening kickoff 27 yards to the Bills 39-yard line. **QB Josh Allen** then found **WR Keon Coleman** for a 44-yard completion before **RB James Cook** finished the drive with an 11-yard touchdown run to cap the three-play, 61-yard drive and make it 10-7 with 10:04 left in the half.

Coming out of halftime, the score remained 10-7 as the Titans started to drive. Facing fourth-and-two at their own 44-yard line, Tennessee elected to go for it but lost three yards on a run by Pollard and turned it over on downs. Buffalo scored six plays later on a pass from Allen to **WR Amari Cooper** to make it 14-10 with 10:23 left in the third.

It went downhill from there for the Titans. Tennessee was forced to punt on their next three possessions while Buffalo used two field goals from **K Tyler Bass** and a touchdown in the same stretch to extend their lead to 27-10 with 9:26 left in the game.

The Titans showed some promise as they drove down to the Bills 20-yard line but **S Damar Hamlin** intercepted a Rudolph pass to give the ball back to the Bills offense with 4:37 left. Buffalo capitalized on the turnover with another touchdown, this one a 16-yard run by **RB Ray Davis**, to give the Bills the 34-10 victory.



TEAM STATISTICS

	Titans	Bills
TOTAL FIRST DOWNS	18	18
THIRD DOWN EFFICIENCY	6-16-37.5%	3-10-30.0%
FOURTH DOWN EFFICIENCY	1-2-50.0%	0-0-0.0%
TOTAL NET YARDS	289	389
Plays - Avg.	67-4.3	54-7.2
NET YARDS RUSHING	89	74
Rushes - Avg.	24-3.7	20-3.7
NET YARDS PASSING	200	315
Sacks - Yards Lost	3-15	1-8
PASS ATT-COMP-INT	40-25-1	33-21-0
PUNTS - Avg.	5-53.2	5-39.4
Net Punting Average	42.0	33.8
PUNT RETURNS - Yards	2-8	5-56
KICKOFF RETURNS - Yards	2-55	1-27
INTERCEPTIONS - Yards	0-0	1-0
PENALTIES Number and Yards	8-52	5-40
FUMBLES Number and Lost	4-1	1-0
TOUCHDOWNS	1	4
EXTRA POINTS Made-Attempts	1-1	4-4
RED ZONE EFFICIENCY	1-3-33%	4-6-67%
GOAL TO GO EFFICIENCY	0-0-0%	1-1-100%
SAFETIES	0	0
GIVEAWAYS	2	0
TAKEAWAYS	0	2
TIME OF POSSESSION	32:46	27:14

TITANS STARTERS

OFFENSE			DEFENSE		
WR	0	C.Ridley	DE	69	S.Joseph-Day
TE	84	N.Vannett	NT	93	T.Sweat
LT	55	J.Latham	DT	98	J.Simmons
LG	77	P.Skoronski	OLB	58	H.Landry
C	79	L.Cushenberry	LB	56	K.Murray
RG	75	D.Radunz	LB	53	E.Jones
RT	71	J.Duncan	CB	29	J.Brownlee
TE	81	J.Whyle	CB	21	R.McCreary
WR	10	D.Hopkins	CB	39	D.Baker
QB	11	M.Rudolph	S	37	A.Hooker
RB	20	T.Pollard	S	28	Q.Diggs

TITANS INDIVIDUAL STATISTICS

Rushing	Att	Yds	Avg	Lg	TD
T.Pollard	16	61	3.8	14	0
J.Chestnut	3	15	5.0	8	0
M.Rudolph	5	13	2.6	8	0
Total	24	89	3.7	14	0

Passing	Att	Cmp	Yds	TD	Lg	IN	Rt
M.Rudolph	40	25	215	1	26	1	74.5
Total	40	25	215	1	26	1	74.5

Receiving	No	Yds	Avg	Lg	TD
T.Boyd	5	43	8.6	12	0
C.Okonkwo	4	50	12.5	26	0
N.Vannett	4	25	6.3	11	0
C.Ridley	3	42	14.0	33	0
J.Whyle	3	34	11.3	12	0
N.Westbrook-Ikhine	2	10	5.0	6	1
T.Pollard	2	4	2.0	2	0
J.Chestnut	1	9	9.0	9	0
D.Hopkins	1	-2	-2.0	6	0
Total	25	215	8.6	33	1

Interceptions	No	Yds	Avg	Lg	TD
None					

Leading Tacklers (Press Box Totals)

K.Murray 7-4-3; J.Brownlee 6-5-1

Sacks: A.Key 1.0

FF: A.Hooker

FR: None

BILLS STARTERS

OFFENSE			DEFENSE		
WR	0	K.Coleman	DE	50	G.Rousseau
WR	13	M.Hollins	DT	91	E.Oliver
LT	73	D.Dawkins	DT	92	Da.Jones
LG	76	D.Edwards	DE	94	D.Smoot
C	66	C.McGovern	MLB	43	T.Bernard
RG	64	O.Terrence	SLB	42	Do.Williams
RT	79	S.Brown	CB	7	Ta.Johnson
TE	88	D.Knox	CB	47	C.Benford
WR	10	K.Shakir	CB	31	R.Douglas
QB	17	J.Allen	S	9	T.Rapp
RB	4	J.Cook	S	3	D.Hamlin

BILLS INDIVIDUAL STATISTICS

Rushing	Att	Yds	Avg	Lg	TD
R.Davis	5	41	8.2	22	1
J.Cook	12	32	2.7	11	1
J.Allen	3	1	0.3	7	0
Total	20	74	3.7	22	2

Passing	Att	Cmp	Yds	TD	Lg	IN	Rt
J.Allen	33	21	323	2	57		0116.1
Total	33	21	323	2	57		0116.1

Receiving	No	Yds	Avg	Lg	TD
K.Shakir	7	65	9.3	20	0
K.Coleman	4	125	31.3	57	0
A.Cooper	4	66	16.5	27	1
D.Kincaid	3	52	17.3	25	0
R.Davis	1	6	6.0	6	0
D.Knox	1	5	5.0	5	0
Ty.Johnson	1	4	4.0	4	1
Total	21	323	15.4	57	2

Interceptions	No	Yds	Avg	Lg	TD
D.Hamlin	1	0	0.0	0	0
Totals	1	0	0.0	0	0

Leading Tacklers (Press Box Totals)

Do.Williams 10-6-4; T.Bernard 8-6-2

Sacks: A.Epenesa 1.0; Da.Jones 1.0; G.Rousseau 0.5; D.Smoot 0.5

FF: A.Epenesa 1; E.Oliver 1

FR: T.Bernard



TITANS-LIONS: GAME SUMMARY



Week 8: Titans 14, Lions 52
Sunday, Oct. 27, 2024 • 1:00 p.m. EDT • Ford Field



In Week 8 of the 2024 season, the Titans traveled to Detroit and lost by a score of 52-14. The Titans defense forced a punt on the Lions first possession, but four plays later **QB Mason Rudolph** was intercepted by **LB Trevor Nowaske** at the Titans own 31-yard line. **RB David Montgomery** found the end zone two plays later on a seven-yard run to give the Lions an early 7-0 lead with 10:31 left in the first.

Tennessee responded later in the first quarter with a four-play, 75-yard touchdown drive. Rudolph connected on a pair of big plays as he found **TE Josh Whyle** for a 33-yard gain and **WR Calvin Ridley** for 26 yards before capping it off with an 11-yard rushing touchdown to tie the game 7-7 with 4:07 left in the quarter. It was Rudolph's first career rushing touchdown.

Detroit answered on the next play from scrimmage with a 70-yard touchdown run by **RB Jahmyr Gibbs** to retake a 14-7 lead.

The Titans then scored less than a minute into the second quarter, on a five-yard touchdown pass from Rudolph to **WR Nick Westbrook-Ikhine**, which capped off a seven-play, 70-yard drive that included four receptions for 79 yards by Ridley.

The Lions scored 38 unanswered points from there to close out the game. Following a 75-yard kickoff return by **CB Khalil Dorsey**, the Lions surged back ahead 21-14 on a nine-yard touchdown pass from **QB Jared Goff** to **TE Brock Wright**.

Rudolph was intercepted by **S Kerby Joseph** on the next play to give the Lions the ball at the Tennessee 12-yard line. Goff found **WR Amon-Ra St. Brown** on a one-yard touchdown pass four plays later to give Detroit a 28-14 lead with 11:37 left in the half.

A 64-yard punt return by **WR Kalif Raymond** set up another Lions score, this one a three-yard pass from Montgomery to **TE Sam LaPorta** to make it 35-14 with 2:18 left in the half.

Titans had a chance to cut the lead at the end of the first half, facing first-and-goal at the Detroit one-yard line, but were unable to capitalize after four consecutive incompletions ended the drive and the half.

The Lions made it 42-14 early in the third quarter on a 90-yard punt return for a touchdown by Raymond.

Later in the third, after a lost Ridley fumble put the Lions at the Titans 26-yard line, Goff found Raymond for a seven-yard touchdown completion to make it 49-14 with 6:12 left in the

third quarter.

A 51-yard field goal by **K Jake Bates** closed out the scoring at 52-14 to drop the Titans to 1-6 on the season.

SCORING

	1	2	3	4	Final
Tennessee	7	7	0	0	14
Detroit	14	21	17	0	52

TEAM	SCORING PLAY	TIME
Lions	D. Montgomery 7 yd. run (J. Bates kick)	1-10:31
Titans	M. Rudolph 11 yd. run (N. Folk kick)	1-4:07
Lions	J. Gibbs 70 yd. run (J. Bates kick)	1-3:57
Titans	N. Westbrook-Ikhine 5 yd. pass from M. Rudolph (N. Folk kick)	2-14:18
Lions	B. Wright 8 yd. pass from J. Goff (J. Bates kick)	2-12:51
Lions	A. St. Brown. 1 yd pass from J. Goff (J. Bates kick)	2-11:37
Lions	S. LaPorta 3 yd. pass from D. Montgomery	2-2:18
Lions	K. Raymond 90 yd. punt return (J. Bates kick)	3-12:46
Lions	K. Raymond 7 yd. pass from J. Goff (J. Bates kick)	3-6:12
Lions	J. Bates 51 yd. Field Goal	3-1:08

Missed FGs: None

Attendance: 64,316

Time of Game: 2:53

Weather: Indoor

Referee: Carl Cheffers



TEAM STATISTICS

	Titans	Lions
TOTAL FIRST DOWNS	23	17
THIRD DOWN EFFICIENCY	3-11-27.3%	3-9-33.3%
FOURTH DOWN EFFICIENCY	1-2-50.0%	0-0-0.0%
TOTAL NET YARDS	416	225
Plays - Avg.	71-5.9	47-4.8
NET YARDS RUSHING	158	164
Rushes - Avg.	32-4.9	24-6.8
NET YARDS PASSING	258	61
Sacks - Yards Lost	1-8	4-33
PASS ATT-COMP-INT	38-22-2	19-15-0
PUNTS - Avg.	6-49.3	5-61.0
Net Punting Average	17.7	56.2
PUNT RETURNS - Yards	3-24	5-190
KICKOFF RETURNS - Yards	1-29	1-72
INTERCEPTIONS - Yards	0-0	2-41
PENALTIES Number and Yards	8-60	3-29
FUMBLES Number and Lost	3-2	2-0
TOUCHDOWNS	2	7
EXTRA POINTS Made-Attempts	2-2	7-7
RED ZONE EFFICIENCY	2-4-50%	5-5-100%
GOAL TO GO EFFICIENCY	1-2-50%	4-4-100%
SAFETIES	0	0
GIVEAWAYS	4	0
TAKEAWAYS	0	4
TIME OF POSSESSION	35:37	24:23

TITANS STARTERS

OFFENSE		DEFENSE	
WR 0	C. Ridley	DE 69	S. Joseph-Day
TE 84	N. Vannett	NT 93	T. Sweat
LT 55	J. Latham	DT 98	J. Simmons
LG 77	P. Skorrnski	OLB 58	H. Landry
C 79	L. Cushenberry	OLB 49	A. Key
RG 75	D. Radunz	LB 56	K. Murray
RT 72	L. Watson	LB 50	J. Gibbens
TE 81	J. Whyle	S 37	A. Hooker
WR 15	N. Westbrook	S 28	Q. Diggs
QB 11	M. Rudolph	CB 39	D. Baker
RB 20	T. Pollard	CB 29	J. Brownlee

LIONS STARTERS

OFFENSE		DEFENSE	
TE 87	S. LaPorta	DL 54	A. McNeill
LT 68	T. Decker	DL 98	D. Reader
LG 60	G. Glasgow	DL 91	L. Onwuzurike
C 77	F. Ragnow	LB 34	A. Anzalone
RG 71	K. Zeitter	LB 46	J. Campbell
RT 58	P. Sewell	LB 69	A. Muhammad
TE 89	B. Wright	LB 53	T. Nowaske
WR 14	A. St. Brown	DB 32	B. Branch
WR 17	T. Patrick	S 31	K. Joseph
QB 16	J. Goff	CB 0	T. Arnold
RB 5	D. Montgomery	CB 23	C. Davis

TITANS INDIVIDUAL STATISTICS

Rushing	Att	Yds	Avg	Lg	TD
T. Pollard	20	94	4.7	17	0
J. Chestnut	7	32	4.6	9	0
M. Rudolph	4	29	7.3	14	1
C. Ridley	1	3	3.0	3	0
Total	32	158	4.9	17	1

Passing	Att	Cmp	Yds	TD	Lg	IN	Rt
M. Rudolph	38	22	266	1	47	2	66.3
Total	38	22	266	1	47	2	66.3

Receiving	No	Yds	Avg	Lg	TD
C. Ridley	10	143	14.3	47	0
T. Pollard	3	23	7.7	17	0
T. Boyd	3	14	4.7	5	0
N. Westbrook-Ikhine	2	39	19.5	34	1
J. Whyle	2	33	16.5	33	0
C. Okonkwo	2	14	7.0	18	0
Total	22	266	12.1	47	1

Interceptions	No	Yds	Avg	Lg	TD
None					

Leading Tacklers (Press Box Totals)

J. Gibbens 8-4-4; Q. Diggs 7-6-1

Sacks: A. Key 2.0; R. McCreary 1.0; J. Simmons 1.0

FF: A. Key 1; J. Simmons 1

FR: None

LIONS INDIVIDUAL STATISTICS

Rushing	Att	Yds	Avg	Lg	TD
J. Gibbs	11	127	11.5	70	1
D. Montgomery	9	33	3.7	9	1
C. Reynolds	3	3	1.0	3	0
J. Goff	1	1	1.0	1	0
Total	24	164	6.8	70	2

Passing	Att	Cmp	Yds	TD	Lg	IN	Rt
J. Goff	15	12	85	3	24	0	0129.9
H. Hooker	3	2	6	0	4	0	70.1
D. Montgomery	1	1	3	1	3	0	0118.8
Total	19	15	94	4	24	0	0126.9

Receiving	No	Yds	Avg	Lg	TD
S. LaPorta	6	48	8.0	24	1
K. Raymond	2	14	7.0	7	1
A. St. Brown	2	7	3.5	6	1
I. Williams	2	6	3.0	4	0
B. Wright	1	8	8.0	8	1
J. Gibbs	1	6	6.0	6	0
D. Montgomery	1	5	5.0	5	0
Total	15	94	6.3	24	4

Interceptions

Interceptions	No	Yds	Avg	Lg	TD
K. Joseph	1	33	33.0	33	0
T. Nowaske	1	8	8.0	8	0
Totals	2	41	20.5	33	0

Leading Tacklers (Press Box Totals)

J. Campbell 10-5-5; T. Arnold 7-7-0

Sacks: A. Anzalone 1.0

FF: A. Robertson 2

FR: C. Davis 1; I. Thomas 1



TITANS-PATRIOTS: GAME SUMMARY



Week 9: Titans 20, Patriots 17 (OT) Sunday, Nov. 3, 2024 • 12:00 p.m. CST • Nissan Stadium



In Week 9 of the 2024 season, the Titans hosted the New England Patriots and won by a score of 20-17 in overtime.

The Titans got off to a fast start. Winning the coin toss, Tennessee elected to receive to start the game. **QB Mason Rudolph** guided an eight-play, 75-yard drive on the opening possession, capping it off with a nine-yard touchdown pass to **TE Nick Vannett** to give the Titans a 7-0 lead. The drive featured a 32-yard run by **RB Tony Pollard** to set up goal-to-go.

The Patriots then drove down to the Tennessee 38-yard line. Facing third-and-five, **QB Drake Maye** was sacked for a four-yard loss by **OLB Harold Landry III** forcing the 56-yard field goal attempt which **K Joey Slye** missed to keep the score 7-0 with 7:03 left in the first.

On the first play of the second quarter, **S Amani Hooker** intercepted a Maye pass and returned it 17 yards to the New England 40-yard line. The Titans were unable to capitalize after driving the ball to the Patriots three-yard line, a Rudolph pass went off the hands of **TE Chig Okonkwo** and was intercepted by **LB Jahlan Tavai** in the end zone.

On the Patriots next possession, they cut the lead to 7-3 with a 52-yard field goal by Slye with 7:13 left in the second quarter. Neither team scored again before the halftime break.

At the start of the second half, the Patriots took their only lead of the day on a one-yard touchdown run by **RB Rhamondre Stevenson**, which capped off a 12-play, 70-drive to make it 10-7 with 7:39 left in the third quarter.

Tennessee responded with a long drive of their own, going for 14 plays and 67 yards, which **K Nick Folk** capped off with a 21-yard field goal to make it 10-10 with 34 seconds left in the third quarter. **WR Nick Westbrook-Ikhine** and **WR Tyler Boyd** made key third down conversions to keep the drive alive.

Later in the fourth quarter, **OLB Arden Key** came up with a big defensive play when he sacked Maye and knocked the ball loose in the process. **DT Jeffery Simmons** recovered the fumble at the New England 26-yard line. The Titans cashed in on the turnover five plays later when Rudolph found Westbrook-Ikhine for a six-yard touchdown to take a 17-10 lead with 4:27 left.

Titans defense forced a punt on the Patriots next offensive possession, before the Titans offense went three-and-out and punted the ball back to New England with 1:45 left in the game.

New England was able to drive down to the Tennessee five-yard line on 10 plays with no

time outs. Facing third-and-five with the game on the line and the clock running out Maye was able to scramble for almost 12 seconds before finding Stevenson for the five-yard touchdown to send the game to overtime.

The Titans responded. Rudolph conducted a 13-play, 72-yard drive after the Titans won the toss and Folk capped it off with a 25-yarder with 2:32 left in overtime to give the Titans the lead. The drive featured two completions to **WR Calvin Ridley** for 30 yards and 36 yards on seven carries for Pollard which forced New England to burn both of their time outs.

The Patriots then took over at their own 30-yard line. Three plays later Hooker came up with his second interception of the day to seal the win for the Titans.

SCORING

	1	2	3	4	OT	Final
New England	0	3	7	7	0	17
Tennessee	7	0	3	7	3	20

TEAM SCORING PLAY

TEAM	SCORING PLAY	TIME
Titans	N.Vannett 9 yd. pass from M.Rudolph (N.Folk kick)	1-10:18
Patriots	J.Slye 52 yd. Field Goal	2-7:13
Patriots	R.Stevenson 1 yd. run (J.Slye kick)	3-7:39
Titans	N.Folk 21 yd. Field Goal	3-0:34
Titans	N.Westbrook-Ikhine 6 yd. pass from M.Rudolph (N.Folk kick)	4-4:27
Patriots	R.Stevenson 5 yd. pass from D.Maye (J.Slye kick)	4-0:00
Titans	N.Folk 25 yd. Field Goal	5-2:32

Missed FGs: J.Slye 56WR

Attendance: 66,533

Time of Game: 3:19

Weather: 75°, Cloudy, Wind S 10 mph

Referee: Alex Kemp



TEAM STATISTICS

	Patriots	Titans
TOTAL FIRST DOWNS	20	24
THIRD DOWN EFFICIENCY	3-11-27.3%	7-16-43.8%
FOURTH DOWN EFFICIENCY	1-1-100.0%	0-1-0.0%
TOTAL NET YARDS	295	400
Plays - Avg.	65-4.5	73-5.5
NET YARDS RUSHING	110	167
Rushes - Avg.	20-5.5	39-4.3
NET YARDS PASSING	185	233
Sacks - Yards Lost	4-21	1-7
PASS ATT-COMP-INT	41-29-2	33-20-1
PUNTS - Avg.	4-42.3	5-46.6
Net Punting Average	40.5	28.8
PUNT RETURNS - Yards	2-69	1-7
KICKOFF RETURNS - Yards	0-0	2-47
INTERCEPTIONS - Yards	1-0	2-19
PENALTIES Number and Yards	8-58	10-67
FUMBLES Number and Lost	2-1	3-0
TOUCHDOWNS	2	2
EXTRA POINTS Made-Attempts	2-2	2-2
RED ZONE EFFICIENCY	2-2-100%	2-5-40%
GOAL TO GO EFFICIENCY	2-2-100%	2-4-50%
SAFETIES	0	0
GIVEAWAYS	3	1
TAKEAWAYS	1	3
TIME OF POSSESSION	29:09	38:44

PATRIOTS STARTERS

OFFENSE	DEFENSE
WR 3 D.Douglas	DE 99 K.White
WR 84 K.Bourne	DT 92 D.Godchaux
TE 85 H.Henry	DT 95 D.Ekual
LT 59 V.Lowe	LB 33 A.Jennings
LG 74 M.Jordan	LB 53 C.Elliss
C 77 B.Brown	LB 48 J.Tavai
RG 64 L.Robinson	CB 31 J.Jones
RT 71 M.Onwenu	CB 25 M.Jones
WR 9 K.Boutte	CB 0 C.Gonzalez
QB 10 D.Maye	S 21 J.Hawkins
RB 38 R.Stevenson	S 15 M.Mapu

TITANS STARTERS

OFFENSE	DEFENSE
WR 15 N.Westbrook	OLB 49 A.Key
LT 55 J.Latham	DE 69 S.Joseph-Day
LG 77 P.Skoronski	DT 98 J.Simmons
C 79 L.Cushenberry	OLB 58 H.Landry
RG 60 D.Brunskill	LB 56 K.Murray
RT 72 L.Watson	LB 50 J.Gibbens
WR 0 C.Ridley	CB 21 R.McCreary
TE 85 C.Okonkwo	CB 39 D.Baker
WR 80 B.Oliver	S 37 A.Hooker
QB 11 M.Rudolph	S 28 Q.Diggs
RB 20 T.Pollard	CB 29 J.Brownlee

PATRIOTS INDIVIDUAL STATISTICS

Rushing	Att	Yds	Avg	Lg	TD
D.Maye	8	95	11.9	26	0
R.Stevenson	10	16	1.6	5	1
J.Hasty	1	0	0.0	0	0
A.Gibson	1	-1	-1.0	-1	0
Total	20	110	5.5	26	1

Passing	Att	Cmp	Yds	TD	Lg	IN	Rt
D.Maye	41	29	206	1	21	2	69.8
Total	41	29	206	1	21	2	69.8

Receiving	No	Yds	Avg	Lg	TD
H.Henry	7	56	8.0	13	0
D.Douglas	7	35	5.0	21	0
R.Stevenson	5	38	7.6	12	1
K.Bourne	4	41	10.3	14	0
K.Boutte	2	18	9.0	11	0
A.Gibson	1	12	12.0	12	0
A.Hooper	1	8	8.0	8	0
J.Bell	1	1	1.0	1	0
J.Hasty	1	-3	-3.0	-3	0
Total	29	206	7.1	21	1

Interceptions	No	Yds	Avg	Lg	TD
J.Tavai	1	0	0.0	0	0
Totals	1	0	0.0	0	0

Leading Tacklers (Press Box Totals)

J.Tavai 11-6-5; D.Ekual 7-3-4

Sacks: D.Wise 1.0

FF: None

FR: None

TITANS INDIVIDUAL STATISTICS

Rushing	Att	Yds	Avg	Lg	TD
T.Pollard	28	128	4.6	32	0
J.Chestnut	5	22	4.4	12	0
M.Rudolph	4	19	4.8	13	0
T.Boyd	1	3	3.0	3	0
J.Jackson	1	-5	-5.0	-5	0
Total	39	167	4.3	32	0

Passing	Att	Cmp	Yds	TD	Lg	IN	Rt
M.Rudolph	33	20	240	2	25	1	90.5
Total	33	20	240	2	25	1	90.5

Receiving	No	Yds	Avg	Lg	TD
C.Ridley	5	73	14.6	25	0
N.Westbrook-Ikhine	5	50	10.0	14	1
C.Okonkwo	3	38	12.7	21	0
T.Pollard	3	26	8.7	12	0
N.Vannett	2	33	16.5	24	1
J.Whyle	1	12	12.0	12	0
J.Jackson	1	8	8.0	8	0
Total	20	240	12.0	25	2

Interceptions	No	Yds	Avg	Lg	TD
A.Hooker	2	19	9.5	17	0
Totals	2	19	9.5	17	0

Leading Tacklers (Press Box Totals)

J.Gibbens 14-5-9; J.Brownlee 7-6-1

Sacks: H.Landry 1.0; A.Key 1.0; J.Simmons 1.0;

J.Gibbens 0.5; S.Joseph 0.5

FF: A.Key 1


FR: J.Simmons 1



TITANS-CHARGERS: GAME SUMMARY



Week 10: Titans 17, Chargers 27
Sunday, Nov. 10, 2024 • 1:00 p.m. PST • SoFi Stadium



In Week 10 of the 2024 season, the Titans traveled to Los Angeles and lost by a score of 27-17 to the Chargers.

The Chargers started the game with a 12-play, 68-yard drive that culminated in a 21-yard field goal by **K Cameron Dicker** to take an early 3-0 lead.

The Titans answered immediately, scoring on a 41-yard touchdown strike from **QB Will Levis** to **WR Calvin Ridley**, which capped a seven-play, 72-yard drive on the team's opening possession.

Early in the second quarter, the Chargers drove down to the Tennessee 24-yard line but a pass breakup in the end zone from **CB Roger McCreary** on third down forced another Dicker field goal, this one from 37 yards out to make it 7-6 with 12:07 left in the first half.

On the next possession, the Titans had a chance to extend their lead facing first-and-10 at the Los Angeles 21-yard line. But two penalties pushed Tennessee back to the Los Angeles 39-yard line and **K Nick Folk** missed the 49-yard field goal attempt.

The Chargers then took a 13-7 lead with 1:55 left in the half on a four-yard touchdown run by **QB Justin Herbert**, who scrambled for the score on fourth-and-one.

The Titans went three-and-out on their next possession and the Chargers took over at their own 13-yard line. Three plays later, **DT Jeffery Simmons** sacked Herbert as he was releasing the football. The ball was knocked loose and McCreary picked it up and returned it 20 yards for an apparent touchdown. Officials on the field ruled it a touchdown to make it 13-13. However, the replay official reviewed the fumble ruling and the call was reversed to an incomplete pass leaving the score 13-7 heading into the half.

On the opening drive of the second half, the Titans cut the lead to 13-10 on a 27-yard field goal from Folk, which capped an 11-play, 62-yard drive. Levis completed three passes for 44 yards and added 12 yards rushing on two attempts on the march.

However, **WR Derius Davis** returned the ensuing kickoff 56 yards to the Tennessee 43-yard line. The Chargers extended the lead seven plays later on a 16-yard touchdown pass from Herbert to **WR Quentin Johnson** to make it 20-10 with 3:24 left in the third.

The Titans were forced to punt on their next possession after Levis was sacked twice on the drive and the Chargers took over at their own five-yard line. From there, Los Angeles went

95 yards on 11 plays and capped off the drive with a one-yard touchdown run from **RB Hassan Haskins** to make it 27-10 with 7:39 left in the game.

Later in the fourth quarter, Levis connected with Ridley for a 15-yard touchdown, which capped a nine-play, 61-yard drive to make it 27-17 with just 49 seconds left on the clock. The Chargers recovered Folk's onside kick to seal the victory and drop the Titans to 2-7 on the season.

SCORING

	1	2	3	4	Final
Tennessee	7	0	3	7	17
Los Angeles	3	10	7	7	27

TEAM	SCORING PLAY	TIME
Chargers	C.Dicker 21 yd. Field Goal	1-8:08
Titans	C.Ridley 41 yd. pass from W.Levis (N.Folk kick)	1-4:25
Chargers	C.Dicker 37 yd. Field Goal	2-12:07
Chargers	J.Herbert 4 yd. run (C.Dicker kick)	2-1:55
Titans	N.Folk 27 yd. Field Goal	3-7:51
Chargers	Q.Johnston 16 yd. pass from J.Herbert (C.Dicker kick)	3-3:24
Chargers	H.Haskins 1 yd. run (C.Dicker kick)	4-7:39
Titans	C.Ridley 15 yd. pass from W.Levis (N.Folk kick)	4-0:49

Missed FGs: Folk 49WR

Attendance: 68,796

Time of Game: 2:41

Weather: 73°, Sunny Wind SW 6 mph

Referee: Craig Wrolstad



TEAM STATISTICS

	Titans	Chargers
TOTAL FIRST DOWNS	19	23
THIRD DOWN EFFICIENCY	3-9-33.3%	4-10-40.0%
FOURTH DOWN EFFICIENCY	0-0-0.0%	1-1-100.0%
TOTAL NET YARDS	289	309
Plays - Avg.	51-5.7	57-5.4
NET YARDS RUSHING	132	145
Rushes - Avg.	21-6.3	39-3.7
NET YARDS PASSING	157	164
Sacks - Yards Lost	7-18	0-0
PASS ATT-COMP-INT	23-18-0	18-14-0
PUNTS - Avg.	4-53.5	3-38.7
Net Punting Average	50.0	38.7
PUNT RETURNS - Yards	0-0	2-14
KICKOFF RETURNS - Yards	3-87	1-56
INTERCEPTIONS - Yards	0-0	0-0
PENALTIES Number and Yards	9-68	5-30
FUMBLES Number and Lost	1-0	0-0
TOUCHDOWNS	2	3
EXTRA POINTS Made-Attempts	2-2	3-3
RED ZONE EFFICIENCY	1-3-33%	3-5-60%
GOAL TO GO EFFICIENCY	0-0-0%	1-2-50%
SAFETIES	0	0
GIVEAWAYS	0	0
TAKEAWAYS	0	0
TIME OF POSSESSION	29:01	30:59

TITANS STARTERS

OFFENSE	DEFENSE
WR 15 N.Westbrook	OLB 49 A.Key
TE 84 N.Vannett	NT 93 T.Sweat
LT 55 J.Latham	DT 98 J.Simmons
LG 77 P.Skoronski	OLB 58 H.Landry
C 60 D.Brunskill	LB 56 K.Murray
RG 75 D.Radunz	LB 50 J.Gibbens
RT 72 L.Watson	CB 21 R.McCreary
WR 0 C.Ridley	CB 39 D.Baker
WR 83 T.Boyd	CB 29 J.Brownlee
QB 8 W.Levis	S 37 A.Hooker
RB 20 T.Pollard	S 44 M.Brown

TITANS INDIVIDUAL STATISTICS

Rushing	Att	Yds	Avg	Lg	TD
T.Spears	7	47	6.7	19	0
T.Pollard	9	44	4.9	15	0
W.Levis	5	41	8.2	12	0
Total	21	132	6.3	19	0

Passing	Att	Cmp	Yds	TD	Lg	IN	Rt
W.Levis	23	18	175	2	41	0	0127.4
Total	23	18	175	2	41	0	0127.4

Receiving	No	Yds	Avg	Lg	TD
C.Ridley	5	84	16.8	41	2
T.Pollard	4	19	4.8	15	0
N.Westbrook-Ikhine	3	31	10.3	13	0
T.Spears	3	4	1.3	6	0
B.Oliver	2	23	11.5	19	0
C.Okonkwo	1	14	14.0	14	0
Total	18	175	9.7	41	2

Interceptions	No	Yds	Avg	Lg	TD
None					

Leading Tacklers (Press Box Totals)

J.Gibbens 15-10-5; M.Brown 7-5-2

Sacks: None

FF: None

FR: None

CHARGERS STARTERS

OFFENSE	DEFENSE
WR 1 Q.Johnston	OLB 52 K.Mack
LT 70 R.Slater	DL 95 P.Ford
LG 77 Z.Johnson	DL 93 O.Ogbonnia
C 75 B.Bozeman	OLB 45 T.Tuipulotu
RG 68 J.Salyer	LB 6 D.Perryman
RT 76 J.Alt	LB 0 D.Henley
WR 89 J.Reagor	S 3 D.James
TE 81 W.Dissly	S 32 A.Gilman
WR 15 L.McConkey	CB 20 C.Hart
QB 10 J.Herbert	CB 22 E.Molden
RB 27 J.Dobbins	CB 29 T.Still

CHARGERS INDIVIDUAL STATISTICS

Rushing	Att	Yds	Avg	Lg	TD
G.Edwards	10	55	5.5	11	0
J.Dobbins	15	50	3.3	12	0
J.Herbert	9	32	3.6	8	1
D.Davis	1	6	6.0	6	0
H.Haskins	2	4	2.0	3	1
J.Reagor	2	-2	-1.0	1	0
Total	39	145	3.7	12	2

Passing	Att	Cmp	Yds	TD	Lg	IN	Rt
J.Herbert	18	14	164	1	37	0	0123.1
Total	18	14	164	1	37	0	0123.1

Receiving	No	Yds	Avg	Lg	TD
W.Dissly	5	30	6.0	14	0
J.Dobbins	3	5	1.7	4	0
L.McConkey	2	52	26.0	37	0
Q.Johnston	2	24	12.0	16	1
J.Palmer	1	36	36.0	36	0
D.Davis	1	17	17.0	17	0
Total	14	164	11.7	37	1

Interceptions	No	Yds	Avg	Lg	TD
None					

Leading Tacklers (Press Box Totals)

D.Henley 13-10-3; E.Molden 8-4-4

Sacks: B.Dupree 2.0; T.Tuipulotu 2.0; J.Bosa 1.0; P.Ford 1.0; D.Henley 1.0

FF: B.Dupree 1

FR: None



TITANS-VIKINGS: GAME SUMMARY



Week 11: Titans 13, Vikings 23
Sunday, Nov. 17, 2024 • 12:00 p.m. CST • Nissan Stadium



In Week 11 of the 2024 season, the Titans hosted the Minnesota Vikings and fell by a score of 23-13.

The Titans took an early 3-0 lead on a **K Nick Folk** 30-yard field goal, which was set up by a fumble recovery by **DT Jeffery Simmons**, his second of the season.

However the Vikings answered back quickly on a 47-yard touchdown pass from **QB Sam Darnold** to **WR Jordan Addison** to make it 7-3 with 3:16 left in the first quarter. The scoring drive was kept alive after a pass interference penalty on **CB Jarvis Brownlee Jr.** on an incomplete third-down pass gave the Vikings a fresh set of downs. It was one of 13 penalties called on the Titans for the day.

Another penalty came later in the second quarter as the Titans appeared to come up with a big fourth-down goal-line stop as **S Mike Brown** broke up a pass intended for Addison with a clean, legal hit to the chest which dislodged the football, but flags went flying and an unnecessary roughness penalty gave the Vikings a fresh set of downs on the one-yard line. They scored on the next play with a Darnold one-yard touchdown run.

The Titans went three-and-out on their next offensive possession to give the Vikings the ball at their own 38-yard line with 6:08 left in the half. Minnesota then strung together an 11-play, 40-yard drive that culminated in a 40-yard field goal by **K John Parker Romo** to go into the halftime break with a 16-3 lead.

Both teams traded punts to start the second half and a 47-yard punt by **P Ryan Wright** pinned the Titans at their own two-yard line. But **QB Will Levis** hit **WR Nick Westbrook-Ikhine** streaking down the sideline for the 98-yard touchdown, which tied for the longest reception in franchise history and the longest pass of anyone in the NFL this season.

The excitement in Nissan Stadium was short-lived as Minnesota answered on its next possession with a three-yard touchdown pass from Darnold to **RB Cam Akers** that capped a seven-play, 65-yard drive and extended the Vikings lead to 23-10 with 3:15 left in the third quarter.

On the Titans next drive, Levis found **WR Calvin Ridley** for a 51-yard touchdown but an illegal formation penalty on **T Isaiah Prince** wiped the score off the board and Tennessee was forced to settle for a 43-yard field goal to make it 23-13 to start the fourth quarter.

But the Titans didn't score again as two fourth-down conversion attempts failed and a late interception on a Levis pass sealed the game for the Vikings to drop the Titans to 2-8 on the season.

SCORING					
	1	2	3	4	Final
Minnesota	7	9	7	0	23
Tennessee	3	0	7	3	13

TEAM	SCORING PLAY	TIME
Titans	N.Folk 30 yd. Field Goal	1-4:39
Vikings	J.Addison 47 yd. pass from S.Darnold (J.Romo kick)	1-3:16
Vikings	S.Darnold 1 yd. run (kick failed, hru)	2-7:40
Vikings	J.Romo 40 yd. Field Goal	2-1:41
Titans	N.Westbrook-Ikhine 98 yd. pass from W.Levis (N.Folk kick)	3-7:00
Vikings	C.Akers 3 yd. pass from S.Darnold (J.Romo kick)	3-3:15
Titans	N.Folk 43 yd. Field Goal	4-14:08

Missed FGs: None
Attendance: 67,686
Time of Game: 3:08
Weather: 66°, Sunny, Wind SSW 7 mph
Referee: Clete Blakeman



TEAM STATISTICS		
	Vikings	Titans
TOTAL FIRST DOWNS	24	11
THIRD DOWN EFFICIENCY	5-14-35.7%	6-15-40.0%
FOURTH DOWN EFFICIENCY	0-0-0.0%	0-2-0.0%
TOTAL NET YARDS	318	294
Plays - Avg.	67-4.7	55-5.3
NET YARDS RUSHING	82	33
Rushes - Avg.	33-2.5	19-1.7
NET YARDS PASSING	236	261
Sacks - Yards Lost	2-10	5-34
PASS ATT-COMP-INT	32-20-0	31-17-1
PUNTS - Avg.	5-44.4	5-48.2
Net Punting Average	35.2	40.8
PUNT RETURNS - Yards	2-17	2-26
KICKOFF RETURNS - Yards	1-35	1-23
INTERCEPTIONS - Yards	1-0	0-0
PENALTIES Number and Yards	3-35	13-91
FUMBLES Number and Lost	2-1	0-0
TOUCHDOWNS	3	1
EXTRA POINTS Made-Attempts	2-3	1-1
RED ZONE EFFICIENCY	2-2-100%	0-1-0%
GOAL TO GO EFFICIENCY	2-2-100%	0-0-0%
SAFETIES	0	0
GIVEAWAYS	1	1
TAKEAWAYS	1	1
TIME OF POSSESSION	32:31	27:29

VIKINGS STARTERS					
OFFENSE			DEFENSE		
WR 18	J.Jefferson	OLB 43	A.Van Ginkel		
TE 87	T.Hockenson	DL 99	J.Tillery		
LT 74	C.Robinson	DL 97	H.Phillips		
LG 64	B.Brandel	DL 90	J.Bullard		
C 56	G.Bradbury	OLB 58	J.Greenard		
RG 66	D.Risner	LB 0	I.Pace		
RT 75	B.O'Neill	LB 51	B.Cashman		
TE 84	J.Oliver	CB 2	S.Gilmore		
WR 3	J.Addison	CB 7	B.Murphy		
QB 14	S.Darnold	S 22	H.Smith		
RB 33	A.Jones	S 24	C.Bynum		

TITANS STARTERS					
OFFENSE			DEFENSE		
WR 84	T.Boyd	OLB 58	H.Landry		
WR 0	C.Ridley	DE 69	S.Joseph-Day		
LT 55	J.Latham	NT 93	T.Sweat		
LG 77	P.Skoronski	DT 98	J.Simmons		
C 60	D.Brunskill	OLB 49	A.Key		
RG 75	D.Radunz	LB 56	K.Murray		
RT 78	N.Petit-Frere	LB 50	J.Gibbens		
TE 84	N.Vannett	CB 39	D.Baker		
TE 85	C.Okonkwo	CB 29	J.Brownlee		
QB 8	W.Levis	S 37	A.Hooker		
RB 20	T.Pollard	S 44	M.Brown		

VIKINGS INDIVIDUAL STATISTICS						
Rushing						
	Att	Yds	Avg	Lg	TD	
A.Jones	15	39	2.6	5	0	
C.Akers	10	25	2.5	12	0	
S.Darnold	8	18	2.3	6	1	
Total	33	82	2.5	12	1	

Passing						
	Att	Cmp	Yds	TD	Lg	IN Rt
S.Darnold	32	20	246	2	47	0107.0
Total	32	20	246	2	47	0107.0

Receiving						
	No	Yds	Avg	Lg	TD	
J.Jefferson	6	81	13.5	31	0	
J.Addison	3	61	20.3	47	1	
J.Oliver	3	34	11.3	21	0	
T.Hockenson	2	13	6.5	9	0	
C.Akers	2	11	5.5	8	1	
T.Sherfield	1	16	16.0	16	0	
B.Powell	1	13	13.0	13	0	
J.Mundt	1	13	13.0	13	0	
A.Jones	1	4	4.0	4	0	
Total	20	246	12.3	47	2	

Interceptions						
	No	Yds	Avg	Lg	TD	
H.Smith	1	0	0.0	0	0	
Totals	1	0	0.0	0	0	

Leading Tacklers (Press Box Totals)
A.Van Ginkel 8-7-1

Sacks: P.Jones 2.0; A.Van Ginkel 2.0; B.Cashman 1.0
FF: None
FR: None

TITANS INDIVIDUAL STATISTICS						
Rushing						
	Att	Yds	Avg	Lg	TD	
W.Levis	7	18	2.6	10	0	
T.Pollard	9	15	1.7	4	0	
T.Spears	3	0	0.0	4	0	
Total	19	33	1.7	10	0	

Passing						
	Att	Cmp	Yds	TD	Lg	IN Rt
W.Levis	31	17	295	1	98	1 84.7
Total	31	17	295	1	98	1 84.7

Receiving						
	No	Yds	Avg	Lg	TD	
C.Ridley	4	58	14.5	21	0	
N.Westbrook-Ikhine	2	117	58.5	98	1	
T.Boyd	2	34	17.0	30	0	
C.Okonkwo	2	19	9.5	12	0	
T.Pollard	2	14	7.0	10	0	
T.Spears	2	8	4.0	5	0	
B.Oliver	1	33	33.0	33	0	
J.Whyle	1	6	6.0	6	0	
N.Vannett	1	6	6.0	6	0	
Total	17	295	17.4	98	1	

Interceptions						
	No	Yds	Avg	Lg	TD	
None						

Leading Tacklers (Press Box Totals)
K.Murray 10-5-5; J.Baker 8-4-4

Sacks: A.Key 1.0; K.Murray 1.0
FF: J.Simmons 1
FR: J.Simmons 1

TITANS-TEXANS: GAME SUMMARY

Week 12: Titans 32, Texans 27
Sunday, Nov. 24, 2024 • 12:00 p.m. CST • NRG Stadium

In Week 12 of the 2024 season, the Titans traveled to the division rival Houston Texans and won by a score of 32-27 to climb to 3-8 on the season and 1-1 in the division.

The Texans got off to a fast start after **RB Dameon Pierce** took the opening kickoff 80 yards to the Titans 19-yard line. **QB C.J. Stroud** found **TE Cade Stover** on the next play for the touchdown to take an early 7-0 lead.

Tennessee answered with a 51-yard field goal by **K Nick Folk**.

After forcing a Texans punt on the next possession, the Titans took over at their own 11-yard line. **QB Will Levis** led a 10-play, 89-yard drive that culminated in a 38-yard touchdown pass to **WR Nick Westbrook-Ikhine** to give the Titans their first lead of the day.

Tennessee's defense forced another Houston punt on the next possession and the Titans took over at their own five-yard line. Facing third-and-11, Levis found **WR Calvin Ridley** deep for a 63-yard completion. **RB Tony Pollard** found the end zone two plays later on a 10-yard run to make it 17-7. He totaled 33 yards on three carries during the six-play, 95-yard drive.

The Texans answered with a five-yard touchdown pass from Stroud to **WR Nico Collins** that capped a 10-play, 78-yard drive to make it 17-14 with 6:17 left in the first half.

On the next possession, Levis and Pollard fumbled a handoff exchange and the ball was recovered by **DT Mario Edwards Jr.** to give Houston the ball at their own 35-yard line. After a 56-yard completion from Stroud to Collins brought the Texans to the Titans nine-yard line, Tennessee's defense stiffened up and forced a 28-yard field goal from **K Ka'imi Fairbairn**.

Levis was sacked twice on the next offensive possession, forcing the Titans to punt. However, two plays into the Houston drive, Stroud was intercepted by **CB Jarvis Brownlee Jr.** to give Tennessee the ball at the Houston 20-yard line. The Titans closed out the half with a 56-yard field goal from Folk to give the Titans the 20-17 lead going into the break.

The Titans opened the second half with a 51-yard field goal from Folk, his third field goal of 50-plus yards on the day, to extend the Titans lead to 23-17.

Both teams then traded punts before Houston took over at their own 25-yard line. **LB Kenneth Murray** then jumped a Stroud pass for the interception and returned it six yards to the Houston 39-yard line. However, three plays later, Levis was intercepted by **S Jimmie Ward** who returned it 65 yards for a touchdown to give Houston a 24-23 lead to end the third quarter.

The Titans punted on their next possession and Houston took over at their own 34-yard line. Two false start penalties and **NT T'Vondre Sweat's** first career sack forced the Texans to punt but **WR Jha'Quan Jackson** muffed the punt and it was recovered by **CB Kris Boyd** to give the Texans back possession at the Titans 43-yard line. Titans defense once again stiffened and

forced a 54-yard field goal by Fairbairn.

On the next play from scrimmage, Levis found **TE Chig Okonkwo** for a 70-yard touchdown to retake a 30-27 lead.

Later, Fairbairn missed a 28-yard field goal that would have tied the game with 1:53 left in the fourth quarter. On the Titans next possession, **P Ryan Stonehouse** boomed a 61-yard punt to pin the Texans at their own eight-yard line. A seven-yard sack by **DT Jeffery Simmons** pushed Houston back to their one-yard line before **OLB Harold Landry III** recorded a safety in the closing moments to seal the win.

SCORING

	1	2	3	4	Final
Tennessee	10	10	3	9	32
Houston	7	10	7	3	27

TEAM	SCORING PLAY	TIME
Texans	C.Stover 19 yd. pass from C.Stroud (K.Fairbairn kick)	1-14:42
Titans	N.Folk 51 yd. Field Goal	1-11:15
Titans	N.Westbrook-Ikhine 38 yd. pass from W.Levis (N.Folk kick)	1-1:57
Titans	T.Pollard 10 yd. run (N.Folk kick)	2-11:03
Texans	N.Collins 5 yd. pass from C.Stroud (K.Fairbairn kick)	2-6:17
Texans	K.Fairbairn 28 yd. Field Goal	2-1:47
Titans	N.Folk 56 yd. Field Goal	2-0:00
Titans	N.Folk 51 yd. Field Goal	3-9:08
Texans	J.Ward 65 yd. interception return	3-0:04
Texans	K.Fairbairn 54 yd. Field Goal	4-9:46
Titans	C.Okonkwo 70 yd. pass from W.Levis (N.Folk kick)	4-9:35
Titans	C.Stroud sacked in end zone by H.Landry for a Safety	4-1:13

Missed FGs: K.Fairbairn 28W

Attendance: 71,055

Time of Game: 3:11

Weather: Indoor

Referee: Brad Rogers



TEAM STATISTICS

	Titans	Texans
TOTAL FIRST DOWNS	19	12
THIRD DOWN EFFICIENCY	4-14-28.63%	3-13-23.1%
FOURTH DOWN EFFICIENCY	1-1-100.0%	0-0-0.0%
TOTAL NET YARDS	369	260
Plays - Avg.	66-5.6	54-4.8
NET YARDS RUSHING	132	40
Rushes - Avg.	33-4.0	17-2.4
NET YARDS PASSING	237	220
Sacks - Yards Lost	8-41	4-27
PASS ATT-COMP-INT	25-18-1	33-20-2
PUNTS - Avg.	5-50.0	5-48.0
Net Punting Average	45.2	47.6
PUNT RETURNS - Yards	3-2	5-24
KICKOFF RETURNS - Yards	3-91	4-147
INTERCEPTIONS - Yards	2-8	1-65
PENALTIES Number and Yards	6-35	11-81
FUMBLES Number and Lost	3-2	0-0
TOUCHDOWNS	3	3
EXTRA POINTS Made-Attempts	3-3	3-3
RED ZONE EFFICIENCY	1-1-100%	2-4-50%
GOAL TO GO EFFICIENCY	0-0-0%	0-1-0%
SAFETIES	1	0
GIVEAWAYS	3	2
TAKEAWAYS	2	3
TIME OF POSSESSION	34:29	25:31

TITANS STARTERS

OFFENSE	DEFENSE
WR 15 N.Westbrook	NT 93 T.Sweat
LT 55 J.Latham	DT 98 J.Simmons
LG 77 P.Skoronski	DE 69 S.Joseph-Day
C 60 D.Brunskill	OLB 58 H.Landry
RG 75 D.Radunz	OLB 49 A.Key
RT 78 N.Petit-Frere	LB 56 K.Murray
WR 83 T.Boyd	LB 17 J.Baker
WR 0 C.Ridley	CB 39 D.Baker
TE 85 C.Okonkwo	CB 29 J.Brownlee
QB 8 W.Levis	S 35 D.Worley
RB 20 T.Pollard	S 44 M.Brown

TEXANS STARTERS

OFFENSE	DEFENSE
WR 12 N.Collins	DT 98 T.Settle
WR 3 T.Dell	DT 97 M.Edwards
LT 78 L.Tunsil	DE 55 D.Hunter
LG 70 J.Scruggs	DE 51 W.Anderson
C 54 J.Patterson	LB 39 H.To'oTo'o
RG 69 S.Mason	LB 0 A.Al-Shaair
RT 71 T.Howard	CB 4 K.Lassiter
TE 86 D.Schultz	CB 24 D.Stingley
TE 87 C.Stover	S 5 J.Pitre
QB 7 C.Stroud	S 21 C.Bullock
RB 28 J.Mixon	S 20 J.Ward

TITANS INDIVIDUAL STATISTICS

Rushing	Att	Yds	Avg	Lg	TD
T.Pollard	24	119	5.0	27	1
W.Levis	8	10	1.3	6	0
J.Chestnut	1	3	3.0	3	0
Total	33	132	4.0	27	1

Passing	Att	Cmp	Yds	TD	Lg	IN	Rt
W.Levis	24	18	278	2	70	1123.3	
T.Boyd	1	0	0	0	0	39.6	
Total	25	18	278	2	70	1118.4	

Receiving	No	Yds	Avg	Lg	TD
T.Boyd	6	55	9.2	19	0
C.Ridley	5	93	18.6	63	0
T.Pollard	3	10	3.3	9	0
N.Westbrook-Ikhine	2	48	24.0	38	1
C.Okonkwo	1	70	70.0	70	1
J.Chestnut	1	2	2.0	2	0
Total	18	278	15.4	70	2

Interceptions	No	Yds	Avg	Lg	TD
K.Murray	1	6	6.0	6	0
J.Brownlee	1	2	2.0	2	0
Total	2	8	4.0	6	0

Leading Tacklers (Press Box Totals)

K.Murray 7-6-1; R.McCreary 6-5-1

Sacks: A.Gaye 1.0; H.Landry 1.0; J.Simmons 1.0; T.Sweat 1.0

FF: None

FR: None

TEXANS INDIVIDUAL STATISTICS

Rushing	Att	Yds	Avg	Lg	TD
J.Mixon	14	22	1.6	8	0
C.Stroud	3	18	6.0	7	0
Total	17	40	2.4	8	0

Passing	Att	Cmp	Yds	TD	Lg	IN	Rt
C.Stroud	33	20	247	2	56	2	78.7
Total	33	20	247	2	56	2	78.7

Receiving	No	Yds	Avg	Lg	TD
N.Collins	5	92	18.4	56	1
J.Mixon	5	23	4.6	20	0
T.Dell	3	72	24.0	39	0
C.Stover	3	26	8.7	19	1
D.Schultz	2	20	10.0	16	0
R.Woods	1	8	8.0	8	0
J.Metchie	1	6	6.0	6	0
Total	20	247	12.4	56	2

Interceptions	No	Yds	Avg	Lg	TD
J.Ward	1	65	65.0	65	1
Total	1	65	65.0	65	1

Leading Tacklers (Press Box Totals)

A.Al-Shaair 8-5-3; D.Hunter 7-6-1

Sacks: D.Hunter 3.0; W.Anderson 2.0; A.Al-Shaair 1.0; D.Barnett 1.0; T.Togiai 1.0

FF: None

FR: M.Edwards 1



TITANS-COMMANDERS: GAME SUMMARY



Week 13: Titans 19, Commanders 42
Sunday, Dec. 1, 2024 • 1:00 p.m. EST • Northwest Stadium



In Week 13 of the 2024 season, the Titans traveled to the Washington Commanders and fell by a score of 42-19. Washington got off to a fast start scoring the game's first 28 points and Tennessee was unable to overcome the deficit.

The Titans were forced to punt on the opening series after two false start penalties put them behind the sticks early and Washington took over at their own 41-yard line. Three plays later, **RB Brian Robinson Jr.** broke through for a 40-yard touchdown run to give the Commanders a 7-0 lead with 11:58 left in the first.

Once again the Titans were forced to punt on their next offensive possession. After a touch-back, the Commanders started the drive at their own 20-yard line. **QB Jayden Daniels** then constructed an 11-play, 80-yard drive which he capped off with a three-yard scramble into the end zone to make it 14-0 with 2:23 left in the first.

Following a fumble by **RB Tony Pollard** on the second play of the Titans next offensive drive, Commanders took over at the Tennessee 24-yard line. Three plays later, Daniels found **WR Terry McLaurin** for a 16-yard touchdown to make it 21-0.

WR Jha'Quan Jackson then fumbled the ensuing kickoff and the Commanders were on the move again at the Titans 34-yard line. Washington extended the lead to 28-0 on another Daniels to McLaurin pass, this one from four yards out.

After a missed field goal by **K Zane Gonzalez** the Titans took over at their own 36-yard line. **QB Will Levis** then constructed a nine-play, 64-yard drive culminating in a 27-yard touchdown pass to **WR Nick Westbrook-Ikhine** to put the Titans on the board with 23 seconds left in the half.

The Titans started the second half strong, forcing the Commanders to punt for the first time. But after driving to the Washington 23-yard line, Tennessee was forced to settle for a 41-yard field goal by **K Nick Folk** to make it 28-10 with 8:41 left in the third quarter. The kick marked Folk's 400th career field goal, making him only the 15th player in NFL history to record 400 or more field goals.

S Amani Hooker then intercepted a Daniels pass to give Tennessee the ball at their own 38-yard line. But once again, the Titans were forced to settle for a Folk field goal, this time from 44 yards out to make it 28-13 with 3:40 left in the third quarter.

The Commanders then extended their lead with a four-yard touchdown pass from Daniels to **TE Zach Ertz** that capped a nine-play, 72-yard drive to make it 35-13 with 14:15 left in the

fourth quarter.

A strip sack by **LB Kenneth Murray** and **OLB Arden Key** forced a 52-yard field goal attempt by Gonzalez on the next Commanders possession. Gonzalez missed for the second time in the game and Tennessee took over at their own 42-yard line. Levis found Westbrook-Ikhine once again this time from 17 yards out for the score. The two-point conversion attempt failed to make it 35-19 with 7:07 left in the game.

Washington finished the scoring off with a nine-play, 71-yard drive that culminated in a seven-yard rushing score by **RB Chris Rodriguez Jr.** to make it 42-19 and hand Tennessee its ninth loss of the season.

SCORING

	1	2	3	4	Final
Tennessee	0	7	6	6	19
Washington	21	7	0	14	42

TEAM	SCORING PLAY	TIME
Commanders	B.Robinson 40 yd. run (Z.Gonzalez kick)	1-11:58
Commanders	J.Daniels 3 yd. run (Z.Gonzalez kick)	1-2:23
Commanders	T.McLaurin 16 yd. pass from J.Daniels (Z.Gonzalez kick)	1-0:24
Commanders	T.McLaurin 3 yd. pass from J.Daniels (Z.Gonzalez kick)	2-10:59
Titans	N.Westbrook-Ikhine 27 yd. pass from W.Levis (N.Folk kick)	2-0:23
Titans	N.Folk 41 yd. Field Goal	3-8:41
Titans	N.Folk 44 yd. Field Goal	3-3:40
Commanders	Z.Ertz 4 yd. pass from J.Daniels (Z.Gonzalez kick)	4-14:15
Titans	N.Westbrook-Ikhine 17 yd. pass from W.Levis (pass failed)	4-7:07
Commanders	C.Rodriguez 7 yd. run (Z.Gonzalez kick)	4-3:31

Missed FGs: Z.Gonzalez 46WR, 52WR

Attendance: 63,144

Time of Game: 3:14

Weather: 42°, Cloudy, Wind WSW 6 mph

Referee: Ronald Torbert



TEAM STATISTICS

	Tennessee	Washington
TOTAL FIRST DOWNS	12	29
THIRD DOWN EFFICIENCY	5-12-41.7%	9-14-64.3%
FOURTH DOWN EFFICIENCY	0-1-0.0%	1-1-100.0%
TOTAL NET YARDS	245	463
Plays - Avg.	50-4.9	77-6.0
NET YARDS RUSHING	35	267
Rushes - Avg.	11-3.2	45-5.9
NET YARDS PASSING	210	196
Sacks - Yards Lost	2-2	2-10
PASS ATT-COMP-INT	37-18-0	30-25-1
PUNTS - Avg.	4-53.3	1-52.0
Net Punting Average	43.8	44.0
PUNT RETURNS - Yards	1-8	3-18
KICKOFF RETURNS - Yards	6-138	4-90
INTERCEPTIONS - Yards	1-0	0-0
PENALTIES Number and Yards	12-93	7-65
FUMBLES Number and Lost	3-2	1-0
TOUCHDOWNS	2	6
EXTRA POINTS Made-Attempts	1-2	6-6
RED ZONE EFFICIENCY	1-2-50%	5-7-71%
GOAL TO GO EFFICIENCY	0-0-0%	3-3-100%
SAFETIES	0	0
GIVEAWAYS	2	1
TAKEAWAYS	1	2
TIME OF POSSESSION	19:47	40:13

TITANS STARTERS

OFFENSE			DEFENSE		
WR	0	C.Ridley	NT	93	T.Sweat
LT	55	J.Latham	DT	98	J.Simmons
LG	77	P.Skoronski	OLB	58	H.Landry
C	60	D.Brunskill	OLB	49	A.Key
RG	75	D.Radunz	LB	56	K.Murray
RT	78	N.Petit-Frere	LB	17	J.Baker
TE	84	N.Vannett	CB	39	D.Baker
WR	83	T.Boyd	CB	29	J.Brownlee
WR	15	N.Westbrook	CB	21	R.McCreary
QB	8	W.Levis	S	35	D.Worley
RB	20	T.Pollard	S	37	A.Hooker

TITANS INDIVIDUAL STATISTICS

Rushing	Att	Yds	Avg	Lg	TD
T.Pollard	8	35	4.4	7	0
T.Spears	1	3	3.0	3	0
W.Levis	2	-3	-1.5	0	0
Total	11	35	3.2	7	0

Passing	Att	Cmp	Yds	TD	Lg	IN	Rt
W.Levis	37	18	212	2	30	0	84.5
Total	37	18	212	2	30	0	84.5

Receiving	No	Yds	Avg	Lg	TD
T.Pollard	4	33	8.3	30	0
N.Westbrook-Ikhine	3	61	20.3	27	2
T.Boyd	3	37	12.3	16	0
C.Okonkwo	3	27	9.0	14	0
C.Ridley	2	45	22.5	30	0
N.Vannett	1	6	6.0	6	0
J.Whyle	1	3	3.0	3	0
J.Latham	1	0	0.0	0	0
Total	18	212	11.8	30	2

Interceptions	No	Yds	Avg	Lg	TD
A.Hooker	1	0	0.0	0	0
Total	1	0	0.0	0	0

Leading Tacklers (Press Box Totals)

D.Worley 17-8-9; K.Murray 10-5-5

Sacks: A.Key 1.5; K.Murray 0.5

FF: K.Murray 1

FR: None

COMMANDERS STARTERS

OFFENSE			DEFENSE		
TE	86	Z.Ertz	DE	99	C.Ferrell
TE	87	J.Bates	DT	95	J.Newton
LT	74	B.Coleman	DT	94	D.Payne
LG	67	N.Allegretti	DE	92	D.Armstrong
C	63	T.Biadasz	MLB	54	B.Wagner
RG	76	S.Cosmi	OLB	4	F.Luvu
RT	78	C.Lucas	CB	25	B.St-Juste
WR	85	N.Brown	CB	0	M.Sainristil
WR	17	T.McLaurin	CB	1	N.Igbinoehene
QB	5	J.Daniels	S	11	J.Chinn
RB	8	B.Robinson	S	20	Q.Martin

COMMANDERS INDIVIDUAL STATISTICS

Rushing	Att	Yds	Avg	Lg	TD
B.Robinson	16	103	6.4	40	1
C.Rodriguez	13	94	7.2	25	1
J.Daniels	9	34	3.8	12	1
J.McNichols	6	32	5.3	12	0
D.Brown	1	4	4.0	4	0
Total	45	267	5.9	40	3

Passing	Att	Cmp	Yds	TD	Lg	IN	Rt
J.Daniels	30	25	206	3	25	1	114.7
Total	30	25	206	3	25	1	114.7

Receiving	No	Yds	Avg	Lg	TD
T.McLaurin	8	73	9.1	16	2
D.Brown	4	35	8.8	13	0
Z.Ertz	3	35	11.7	25	1
N.Brown	3	27	9.0	11	0
O.Zacchaeus	3	14	4.7	7	0
L.McCaffrey	2	13	6.5	7	0
B.Robinson	1	6	6.0	6	0
B.Sinnott	1	3	3.0	3	0
Total	25	206	8.2	25	3

Interceptions	No	Yds	Avg	Lg	TD
None					

Leading Tacklers (Press Box Totals)

M.Sainristil 7-4-3; B.Wagner 5-4-1

Sacks: F.Luvu 1; C.Ferrell 0.5; D.Payne 0.5

FF: M.Sainristil 1

FR: M.Sainristil 1



TITANS-JAGUARS: GAME SUMMARY



Week 14: Titans 6, Jaguars 10
Sunday, Dec. 8, 2024 • 12:00 p.m. CST • Nissan Stadium



In Week 14 of the 2024 season, the Titans hosted division rival Jacksonville Jaguars and fell by a score of 10-6.

The Titans opened the game with an 11-play, 51-yard drive that was capped off by a 46-yard field goal from **K Nick Folk** to make it 3-0 early in the first quarter. **RB Tony Pollard** rushed five times for 35 yards while **RB Tyjae Spears** added 10 yards on three carries on the drive.

On the ensuing drive for the Jaguars, **CB Chidobe Awuzie** intercepted a **QB Mac Jones** pass and returned it eight yards to the Tennessee 37-yard line. But the Titans were unable to capitalize on the turnover as they went three-and-out on the next possession.

Later in the second quarter, the Titans faced first-and-goal from the Jaguars four-yard line but failed to score after three incompletions led to a turnover on downs.

Jacksonville took over from their own two-yard line and drove down to the Tennessee 36-yard line on 12 plays, that included three third-down conversions. But facing second-and-13, Jones was intercepted for a second time, this time by **LB Otis Reese IV**, his first career interception, that put a halt to the Jaguars drive with one second left on the clock in the first half.

Both teams traded punts to start the second half, before the Titans took over at their own 34-yard line. Levis connected with **WR Tyler Boyd** and **TE Chig Okonkwo** for two third-down conversions before the drive stalled. Folk extended the Titans lead to 6-0 on a 39-yard field goal with 4:30 left in the third quarter.

Jacksonville cut the lead to 6-3 with a 23-yard field goal from **K Cam Little** which capped a 14-play, 65-yard drive that featured a 12-yard run by **RB Tank Bigsby** on fourth-and-two.

The Titans were forced to punt on the next drive and the Jaguars took over at their own 19-yard line. Jones then led a seven-play, 81-yard drive capped off by an eight-yard touchdown run by Bigsby for Jacksonville to take their first lead of the day at 10-6 with 6:46 left in the game.

The Titans were unable to rally. Despite reaching the Jacksonville nine-yard line, Levis and **WR Nick Westbrook-Ikhine** couldn't connect in the back of the end zone on fourth-and-three for another turnover on downs.

The Titans defense forced a three-and-out, but with only 49 seconds remaining all four of Levis' passes fell incomplete and the Jaguars finished the game in victory formation to drop the Titans to 3-10 on the season.

SCORING					
	1	2	3	4	Final
Jacksonville	0	0	0	10	10
Tennessee	3	0	3	0	6

TEAM	SCORING PLAY	TIME
Titans	N.Folk 46 yd. Field Goal	1-8:32
Titans	N.Folk 39 yd. Field Goal	3-4:30
Jaguars	C.Little 23 yd. Field Goal	4-12:09
Jaguars	T.Bigsby 8 yd. run (C.Little kick)	4-6:46

Missed FGs: None
Attendance: 61,644
Time of Game: 2:42
Weather: 53°, Cloudy, Wind SSW 9 mph
Referee: Tra Blake



TEAM STATISTICS

	Jaguars	Titans
TOTAL FIRST DOWNS	16	17
THIRD DOWN EFFICIENCY	6-13-46.2%	8-16-50.0%
FOURTH DOWN EFFICIENCY	1-1-100.0%	0-3-0.0%
TOTAL NET YARDS	291	272
Plays - Avg.	58-5.0	62-4.4
NET YARDS RUSHING	71	126
Rushes - Avg.	26-2.7	28-4.5
NET YARDS PASSING	220	146
Sacks - Yards Lost	1-0	2-22
PASS ATT-COMP-INT	31-23-2	32-19-0
PUNTS - Avg.	4-49.5	3-47.7
Net Punting Average	48.0	45.0
PUNT RETURNS - Yards	2-8	1-6
KICKOFF RETURNS - Yards	2-34	2-58
INTERCEPTIONS - Yards	0-0	2-10
PENALTIES Number and Yards	5-39	4-25
FUMBLES Number and Lost	0-0	1-0
TOUCHDOWNS	1	0
EXTRA POINTS Made-Attempts	1-1	0-0
RED ZONE EFFICIENCY	1-2-50%	0-2-0%
GOAL TO GO EFFICIENCY	0-0-0%	0-1-0%
SAFETIES	0	0
GIVEAWAYS	2	0
TAKEAWAYS	0	2
TIME OF POSSESSION	28:16	31:44

JAGUARS STARTERS

OFFENSE			DEFENSE		
WR	7	B.Thomas	DE	41	J.Hines-Allen
TE	17	E.Engram	DT	52	D.Hamilton
LT	72	W.Little	DT	94	M.Smith
LG	76	E.Cleveland	DE	44	T.Walker
C	65	M.Morse	WILL	33	D.Lloyd
RG	68	B.Scherff	LB	23	F.Oluokun
RT	70	C.Van Lanen	LB	51	V.Miller
WR	11	P.Washington	CB	3	T.Campbell
WR	12	D.Duvernay	CB	30	M.Brown
QB	10	M.Jones	S	26	A.Johnson
RB	1	T.Etienne	S	6	D.Savage

TITANS STARTERS

OFFENSE			DEFENSE		
TE	85	C.Okonkwo	DT	98	J.Simmons
LT	55	J.Latham	NT	93	T.Sweat
LG	77	P.Skoronski	OLB	58	H.Landry
C	60	D.Brunskill	OLB	49	A.Key
RG	75	D.Radunz	LB	57	L.Gifford
RT	78	N.Petit-Frere	LB	41	O.Reese
T	61	J.Ojukwu	S	35	D.Worley
TE	84	N.Vannett	CB	39	D.Baker
WR	15	N.Westbrook-	CB	29	J.Brownlee
QB	8	W.Levis	CB	13	C.Awuzie
RB	20	T.Pollard	S	37	A.Hooker

JAGUARS INDIVIDUAL STATISTICS

Rushing	Att	Yds	Avg	Lg	TD
T.Bigsby	18	55	3.1	12	1
T.Etienne	4	20	5.0	11	0
M.Jones	3	3	1.0	3	0
D.Duvernay	1	-7	-7.0	-7	0
Total	26	71	2.7	12	1

Passing	Att	Cmp	Yds	TD	Lg	IN	Rt
M.Jones	31	23	220	0	31	2	66.6
Total	31	23	220	0	31	2	66.6

Receiving	No	Yds	Avg	Lg	TD
B.Thomas	8	86	10.8	31	0
T.Etienne	4	50	12.5	21	0
E.Engram	4	33	8.3	11	0
D.Duvernay	3	8	2.7	5	0
P.Washington	2	15	7.5	8	0
B.Strange	1	21	21.0	21	0
T.Bigsby	1	7	7.0	7	0
Total	23	220	9.6	31	0

Interceptions	No	Yds	Avg	Lg	TD
None					

Leading Tacklers (Press Box Totals)

F.Oluokun 11-6-5; D.Lloyd 8-1-7

Sacks: J.Jones 1; J.Hines-Allen 1

FF: J.Hines-Allen

FR: None

TITANS INDIVIDUAL STATISTICS

Rushing	Att	Yds	Avg	Lg	TD
T.Pollard	21	102	4.9	21	0
T.Spears	6	21	3.5	8	0
W.Levis	1	3	3.0	3	0
Total	28	126	4.5	21	0

Passing	Att	Cmp	Yds	TD	Lg	IN	Rt
W.Levis	32	19	168	0	30	0	73.4
Total	32	19	168	0	30	0	73.4

Receiving	No	Yds	Avg	Lg	TD
C.Ridley	7	59	8.4	30	0
C.Okonkwo	3	8	2.7	10	0
J.Whyle	2	31	15.5	23	0
T.Pollard	2	22	11.0	13	0
N.Westbrook-Ikhine	1	19	19.0	19	0
B.Oliver	1	16	16.0	16	0
T.Boyd	1	7	7.0	7	0
N.Vannett	1	4	4.0	4	0
T.Spears	1	2	2.0	2	0
Total	19	168	8.8	30	0

Interceptions	No	Yds	Avg	Lg	TD
C.Awuzie	1	8	8.0	8	0
O.Reese	1	2	2.0	2	0
Total	2	10	5.0	8	0

Leading Tacklers (Press Box Totals)

L.Gifford 11-8-3; J.Brownlee 9-6-3

Sacks: H.Landry 1

FF: None

FR: None



TITANS-BENGALS: GAME SUMMARY



Week 15: Titans 27, Bengals 37
Sunday, Dec. 15, 2024 • 12:00 p.m. CST • Nissan Stadium



In Week 15 of the 2024 season, the Titans hosted the Cincinnati Bengals and fell by a score of 37-27 in a game that saw 10 total turnovers and 26 penalties between the two teams.

The Bengals opened the game with a false start before **LB Luke Gifford** intercepted **QB Joe Burrow** two plays later to give the Titans the ball at the Bengals 29-yard line which they cashed in for a touchdown. **RB Tony Pollard** capped a quick six-play, 29-yard drive with a three-yard score to make it 7-0 with 10:52 left in the first quarter.

The Bengals tied it up less than five minutes later with a nine-play, 70-yard drive that featured a 29-yard completion from Burrow to **WR Ja'Marr Chase** and a six-yard touchdown pass from Burrow to **RB Chase Brown**.

The Titans then answered back with a one-yard touchdown by **RB Tyjae Spears**, which capped a five-play, 70-yard touchdown drive that was highlighted by a third-and-nine, 40-yard completion from **QB Will Levis** to **WR Tyler Boyd**.

Cincinnati took over at their own 30-yard line after the ensuing kickoff and drove down to the Tennessee nine-yard line before **OLB Harold Landry** sacked Burrow as **NT T'Vondre Sweat** snatched the ball out of Burrows hands and returned the fumble 30 yards. The Titans were unable to capitalize on the opportunity as Levis fumbled to end the possession. The Bengals, however, did capitalize on this turnover turning it into a touchdown with a two-yard pass from Burrow to **DE Sam Hubbard** to make it 14-14 with 5:13 left in the first half.

Things went downhill from there. After an interception thrown by Levis, the Bengals made it 21-14 on a 38-yard touchdown pass from Burrow to **WR Tee Higgins** on third-and-10.

Levis was intercepted again on the first play of the next drive, giving Cincinnati the ball at the Tennessee 38-yard line. The Bengals cashed that in for three more points, on a 21-yard **K Cade York** field goal, to make it 24-14 at the half.

The Titans opened the second half going three-and-out and the Bengals took over. **S Daryl Worley** then intercepted Burrow for the Titans third takeaway of the game. But disaster struck for the Titans as Levis was intercepted once again, this time by **S Geno Stone**, who returned it 39 yards for a touchdown to make it 31-14 with 7:24 left in the third quarter.

QB Mason Rudolph took over for the Titans on the next possession. Pollard fumbled at the Cincinnati 38-yard line but the Titans caught a break as **S Jordan Battle** lost control of the fumble recovery on the way into the end zone and it resulted in a touchback. But Rudolph was intercepted later in the drive, which was the team's sixth turnover in seven possessions.

After the Bengals first punt of the game, the Titans turned in a nine-play, 87-yard touchdown drive that culminated in a 17-yard completion from Rudolph to Spears to make it 31-21 with 6:50 left in the game.

The Bengals then bled almost six minutes off the clock with a 14-play, 67-yard that was capped off by a five-yard touchdown run by Brown. The Titans took over with 1:09 on the clock and score on the last play of the game with a 13-yard touchdown from Rudolph to **TE Josh Whyle** to make the final score 37-27 and drop the Titans to 3-11 on the season.

SCORING					
	1	2	3	4	Final
Cincinnati	7	17	7	6	37
Tennessee	14	0	0	13	27

TEAM	SCORING PLAY	TIME
Titans	T.Pollard 3 yd. run (N.Folk kick)	1-10:52
Bengals	C.Brown 6 yd. pass from J.Burrow (C.York kick)	1-6:36
Titans	T.Spears 1 yd. run (N.Folk kick)	1-3:58
Bengals	S.Hubbard 2 yd pass from J.Burrow (C.York kick)	2-5:13
Bengals	T.Higgins 38 yd. pass from J.Burrow (C.York kick)	2-1:12
Bengals	C.York 21 yd. Field Goal	2-0:02
Bengals	G.Stone 39 yd. interception return (C.York kick)	3-7:24
Titans	T.Spears 17 yd. pass from M.Rudolph (N.Folk kick)	4-6:50
Bengals	C.Brown 5 yd. run (kick failed, wl)	4-1:09
Titans	J.Whyle 13 yd. pass from M.Rudolph	4-0:00

Missed FGs: None
Attendance: 63,745
Time of Game: 3:17
Weather: 52°, Cloudy, Wind S 12 mph
Referee: Craig Wrolstad



TEAM STATISTICS		
	Bengals	Titans
TOTAL FIRST DOWNS	24	25
THIRD DOWN EFFICIENCY	10-13-76.9%	5-8-62.5%
FOURTH DOWN EFFICIENCY	0-0-0.0%	0-0-0.0%
TOTAL NET YARDS	370	374
Plays - Avg.	64-5.8	65-5.8
NET YARDS RUSHING	101	83
Rushes - Avg.	26-3.9	26-3.2
NET YARDS PASSING	269	291
Sacks - Yards Lost	1-2	1-7
PASS ATT-COMP-INT	37-26-2	38-29-4
PUNTS - Avg.	1-36.0	1-67.0
Net Punting Average	36.0	52.0
PUNT RETURNS - Yards	1-15	0-0
KICKOFF RETURNS - Yards	1-32	1-20
INTERCEPTIONS - Yards	4-79	2-0
PENALTIES Number and Yards	14-113	12-110
FUMBLES Number and Lost	2-2	2-2
TOUCHDOWNS	5	4
EXTRA POINTS Made-Attempts	4-5	3-3
RED ZONE EFFICIENCY	3-5-60%	4-4-100%
GOAL TO GO EFFICIENCY	3-5-60%	2-2-100%
SAFETIES	0	0
GIVEAWAYS	4	6
TAKEAWAYS	6	4
TIME OF POSSESSION	28:31	31:29

BENGALS STARTERS					
OFFENSE			DEFENSE		
WR 5	T.Higgins	DE 94	S.Hubbard	TE 85	C.Okonkwo
LT 76	D.Cochran	DT 90	K.Jenkins	LT 55	J.Latham
LG 67	C.Volson	DT 92	B.Hill	LG 77	P.Skoronski
C 64	T.Karras	DE 91	T.Hendrickson	C 60	D.Brunskill
RG 65	A.Cappa	LB 45	M.Njongmeta	RG 75	D.Radunz
RT 71	A.Mims	LB 59	A.Davis-Gaither	RT 78	N.Petit-Frere
TE 89	D.Sample	LB 57	G.Pratt	TE 61	J.Ojukwu
TE 85	C.Grandy	CB 29	C.Taylor-Britt	TE 84	N.Vannett
WR 1	J.Chase	CB 28	J.Newton	WR 15	N.Westbrook
QB 9	J.Burrow	S 22	G.Stone	QB 8	W.Levis
HB 30	C.Brown	S 27	J.Battle	RB 20	T.Pollard

TITANS STARTERS					
OFFENSE			DEFENSE		
TE 85	C.Okonkwo	DT 98	J.Simmons	DE 69	S.Joseph
LT 55	J.Latham	NT 93	T.Sweat	DE 69	S.Joseph
LG 77	P.Skoronski	DE 69	S.Joseph	OLB 58	H.Landry
C 60	D.Brunskill	OLB 58	H.Landry	OLB 49	A.Key
RG 75	D.Radunz	OLB 49	A.Key	LB 57	L.Gifford
RT 78	N.Petit-Frere	LB 57	L.Gifford	LB 56	K.Murray
TE 61	J.Ojukwu	LB 56	K.Murray	S 35	D.Worley
TE 84	N.Vannett	S 35	D.Worley	CB 29	J.Brownlee
WR 15	N.Westbrook	CB 29	J.Brownlee	CB 13	C.Awuzie
QB 8	W.Levis	CB 13	C.Awuzie	S 37	A.Hooker
RB 20	T.Pollard	S 37	A.Hooker		

BENGALS INDIVIDUAL STATISTICS							
Rushing		Att	Yds	Avg	Lg	TD	
C.Brown		25	97	3.9	13	1	
K.Herbert		1	4	4.0	4	0	
Total		26	101	3.9	13	1	

Passing		Att	Cmp	Yds	TD	Lg	IN	Rt
J.Burrow		37	26	271	3	38	2	95.7
Total		37	26	271	3	38	2	95.7

Receiving		No	Yds	Avg	Lg	TD	
J.Chase		9	94	10.4	29	0	
T.Higgins		5	88	17.6	38	1	
M.Gesicki		3	37	12.3	17	0	
C.Brown		3	16	5.3	6	1	
C.Grandy		2	12	6.0	9	0	
T.Hudson		1	9	9.0	9	0	
D.Sample		1	8	8.0	8	0	
A.Iosivas		1	5	5.0	5	0	
S.Hubbard		1	2	2.0	2	1	
Total		26	271	10.4	38	3	

Interceptions		No	Yds	Avg	Lg	TD	
G.Stone		1	39	39.0	39	1	
C.Taylor-Britt		1	28	28.0	28	0	
J.Newton		1	12	12.0	12	0	
M.Hilton		1	0	0.0	0	0	
Total		4	79	19.8	39	1	

Leading Tacklers (Press Box Totals)
A.Davis-Gaither 12-6-6; J.Battle 10-5-5

Sacks: B.Hill 1
FF: T.Hendrickson 1; M.Jackson 1
FR: J.Battle 1; M.Njongmeta 1

TITANS INDIVIDUAL STATISTICS							
Rushing		Att	Yds	Avg	Lg	TD	
T.Pollard		17	45	2.6	15	1	
C.Ridley		1	19	19.0	19	0	
M.Rudolph		2	14	7.0	12	0	
T.Spears		4	5	1.3	6	1	
W.Levis		2	0	0.0	2	0	
Total		26	83	3.2	19	2	

Passing		Att	Cmp	Yds	TD	Lg	IN	Rt
M.Rudolph		26	21	209	2	43	1	1109.8
W.Levis		12	8	89	0	40	3	49.0
Total		38	29	298	2	43	4	76.3

Receiving		No	Yds	Avg	Lg	TD	
C.Okonkwo		8	59	7.4	12	0	
T.Spears		6	87	14.5	43	1	
J.Whyle		5	37	7.4	13	1	
C.Ridley		3	41	13.7	21	0	
T.Boyd		2	39	19.5	40	0	
N.Westbrook-Ikhine		2	9	4.5	5	0	
M.Kinsey		1	11	11.0	11	0	
B.Oliver		1	8	8.0	8	0	
N.Vannett		1	7	7.0	7	0	
Total		29	298	10.3	43	2	

Interceptions		No	Yds	Avg	Lg	TD	
L.Gifford		1	0	0.0	0	0	
D.Worley		1	0	0.0	0	0	
Total		2	0	0.0	0	0	

Leading Tacklers (Press Box Totals)
L.Gifford 8-5-3; J.Williams 7-6-1; K.Murray 7-5-2; J.Simmons 7-3-4

Sacks: H.Landry 1
FF: T.Sweat 1
FR: T.Sweat 1

TITANS-COLTS: GAME SUMMARY



Week 16: Titans 30, Colts 38
Sunday, Dec. 22, 2024 • 1:00 p.m. EST • Lucas Oil Stadium



In Week 16 of the 2024 season, the Titans traveled to division rival Indianapolis and lost by a score of 38-30.

The Titans got on the board first with a 38-yard touchdown pass from **QB Mason Rudolph** to **WR Calvin Ridley** to cap off a six-play, 65-yard drive and give the Titans an early 7-0 lead.

Tennessee had a chance to extend the lead after **S Amani Hooker** intercepted **QB Anthony Richardson** to give the Titans the ball at their own 25-yard line, but the ensuing drive stalled and **K Brayden Narveson** missed the 53-yard field goal to keep the score 7-0 with 14:11 left in the second quarter.

Things went downhill from there as the Colts scored 38 unanswered points between the rest of the second and third quarters.

Richardson scored on a five yard touchdown run with 11:01 left in the second quarter to tie the game. The Colts then made it 14-7 on a 65-yard run by **RB Jonathan Taylor** with 7:25 left in the second. A three-and-out by the Titans gave the Colts the ball back at their own 22-yard line. Indianapolis extended their lead to 17-7 with a 31-yard field goal by **K Matt Gay**.

Following a Rudolph interception on Tennessee's next possession, the Colts made it 24-7 on a 27-yard touchdown pass from Richardson to **WR Josh Downs** to end the half.

The Colts continued their scoring streak into the second half. On the first play from scrimmage, Taylor broke through for another big run this time a 70-yard touchdown to make it 31-7 with 14:42 left in the third.

After another Rudolph interception later in the third quarter, the Colts took over at the Tennessee 40-yard line. Richardson connected with Downs for a 31-yard gain before Taylor found the end zone for a third time to extend the lead to 38-7.

The Titans fought back late to make it interesting. An 11-yard touchdown run by **RB Tyjae Spears**, followed by a two-point run by **RB Tony Pollard** capped off a nine-play, 70-yard drive to make it 38-14 with 2:52 left in the third quarter.

Gay missed a 55-yard field goal attempt on the Colts next possession and the Titans turned that into another seven points. Rudolph connected with **WR Nick Westbrook-Ikhine** for the touchdown to make it 38-22 with 8:13 left in the game.

The Titans defense forced a punt on the next Colts possession and the Titans offense took over at their own 29-yard line. Spears added his second touchdown of the day, this one from

two yards out to cap the seven-play, 71-yard drive. Rudolph found **TE Chig Okonkwo** for the two-point conversion to make it 38-30 with 2:53 left on the clock.

Indianapolis was able to pick up two first downs on the next drive, while burning 2:50 off the clock and all of Tennessee's time outs. The Titans got the ball back with three seconds on the clock and Rudolph was intercepted on the final play of the game to seal the score at 38-30 and drop the Titans to 3-12.

SCORING

	1	2	3	4	Final
Tennessee	7	0	8	15	30
Indianapolis	0	24	14	0	38

TEAM	SCORING PLAY	TIME
Titans	C.Ridley 38 yd. pass from M.Rudolph (B.Narveson kick)	1-7:47
Colts	A.Richardson 5 yd. run (M.Gay kick)	2-11:01
Colts	J.Taylor 65 yd. run (M.Gay kick)	2-7:25
Colts	M.Gay 31 yd. Field Goal	2-2:09
Colts	J.Downs 27 yd. pass from A.Richardson (M.Gay kick)	2-0:15
Colts	J.Taylor 70 yd. run (M.Gay kick)	3-14:42
Colts	J.Taylor 1 yd. run (M.Gay kick)	3-6:50
Titans	T.Spears 11 yd. run (T.Pollard run)	3-2:57
Titans	N.Westbrook- 6 yd. pass from M.Rudolph (B.Narveson kick)	4-8:13
Titans	T.Spears 2 yd. run (M.Rudolph-C.Okonkwo pass)	4-2:53

Missed FGs: B.Narveson 53SH, M.Gay 55WR

Attendance: 65,322

Time of Game: 3:00

Weather: Indoor

Referee: John Hussey



TEAM STATISTICS

	Titans	Colts
TOTAL FIRST DOWNS	18	19
THIRD DOWN EFFICIENCY	5-11-45.4%	8-15-53.3%
FOURTH DOWN EFFICIENCY	0-0-0.0%	1-1-100.0%
TOTAL NET YARDS	307	458
Plays - Avg.	57-5.4	62-7.4
NET YARDS RUSHING	65	335
Rushes - Avg.	22-3.0	50-6.7
NET YARDS PASSING	242	123
Sacks - Yards Lost	1-10	1-8
PASS ATT-COMP-INT	34-23-3	11-7-1
PUNTS - Avg.	4-55.3	4-47.3
Net Punting Average	45.8	41.5
PUNT RETURNS - Yards	3-23	2-18
KICKOFF RETURNS - Yards	2-69	4-127
INTERCEPTIONS - Yards	1-19	3-20
PENALTIES Number and Yards	4-35	7-62
FUMBLES Number and Lost	0-0	0-0
TOUCHDOWNS	4	5
EXTRA POINTS Made-Attempts	4-4	5-5
RED ZONE EFFICIENCY	3-3-100%	2-3-67%
GOAL TO GO EFFICIENCY	2-2-100%	1-1-100%
SAFETIES	0	0
GIVEAWAYS	3	1
TAKEAWAYS	1	3
TIME OF POSSESSION	26:59	33:01

TITANS STARTERS

OFFENSE				DEFENSE			
TE	84	N.Vannett	DT	98	J.Simmons		
LT	55	J.Latham	NT	93	T.Sweat		
LG	77	P.Skoronski	DE	69	S.Joseph		
C	60	D.Brunskill	OLB	58	H.Landry		
RG	75	D.Radunz	OLB	49	A.Key		
RT	78	N.Petit-Frere	LB	56	K.Murray		
TE	61	J.Ojukwu	LB	41	O.Reese		
TE	85	C.Okonkwo	S	35	D.Worley		
WR	0	C.Ridley	CB	29	J.Brownlee		
QB	11	M.Rudolph	CB	13	C.Awuzie		
RB	20	T.Pollard	S	37	A.Hooker		

COLTS STARTERS

OFFENSE				DEFENSE			
TE	85	A.Ogletree	DE	54	D.Odeyingbo		
WR	11	M.Pittman	NT	90	G.Stewart		
TE	83	K.Granson	DT	99	D.Buckner		
LT	79	B.Raimann	DE	51	K.Paye		
LG	56	Q.Nelson	LB	44	Z.Franklin		
C	78	R.Kelly	LB	57	J.Carlies		
RG	64	M.Glowinski	LB	41	G.Stuard		
RT	71	M.Goncalves	CB	23	K.Moore		
TE	71	M.Alie-Cox	CB	40	J.Jones		
QB	5	A.Richardson	S	20	N.Cross		
RB	28	J.Taylor	FS	32	J.Blackmon		

TITANS INDIVIDUAL STATISTICS

Rushing	Att	Yds	Avg	Lg	TD
T.Pollard	8	35	4.4	17	0
T.Spears	10	27	2.7	11	2
M.Rudolph	4	3	0.8	3	0
Total	22	65	3.0	17	2

Passing	Att	Cmp	Yds	TD	Lg	IN	Rt
M.Rudolph	34	23	252	2	38	3	72.2
Total	34	23	252	2	38	3	72.2

Receiving	No	Yds	Avg	Lg	TD
C.Okonkwo	9	81	9.0	22	0
C.Ridley	3	78	26.0	38	1
T.Spears	3	39	13.0	19	0
T.Boyd	2	20	10.0	14	0
N.Westbrook-Ikhine	2	17	8.5	11	1
T.Pollard	2	5	2.5	8	0
D.Martin-Robinson	1	6	6.0	6	0
M.Kinsey	1	6	6.0	6	0
Total	23	252	11.0	38	2

Interceptions	No	Yds	Avg	Lg	TD
A.Hooker	1	19	19.0	19	0
Total	1	19	19.0	19	0

Leading Tacklers (Press Box Totals)

C.Gray 11-6-5; H.Landry 8-4-4; J.Simmons 8-3-5

Sacks: J.Simmons 1.0

FF: None

FR: None

COLTS INDIVIDUAL STATISTICS

Rushing	Att	Yds	Avg	Lg	TD
J.Taylor	29	218	7.5	70	3
A.Richardson	9	70	7.8	29	1
T.Sermon	8	25	3.1	7	0
T.Goodson	4	22	5.5	7	0
Total	50	335	6.7	70	4

Passing	Att	Cmp	Yds	TD	Lg	IN	Rt
A.Richardson	11	7	131	1	36	1	97.2
Total	11	7	131	1	36	1	97.2

Receiving	No	Yds	Avg	Lg	TD
J.Downs	3	61	20.3	31	1
M.Pittman	2	19	9.5	10	0
A.Mitchell	1	36	36.0	36	0
M.Alie-Cox	1	15	15.0	15	0
Total	7	131	18.7	36	1

Interceptions	No	Yds	Avg	Lg	TD
K.Moore	2	16	8.0	12	0
S.Womack	1	4	4.0	4	0
Total	3	20	6.7	12	0

Leading Tacklers (Press Box Totals)

J.Carlies 10-6-4; Z.Franklin 7-3-4

Sacks: K.Paye 1.0

FF: None

FR: None



TITANS-JAGUARS: GAME SUMMARY



Week 17: Titans 13, Jaguars 20
Sunday, Dec. 29, 2024 • 1:00 p.m. EST • EverBank Stadium



In Week 17 of the 2024 season, the Titans traveled to division rival Jacksonville Jaguars and fell by a score of 20-13.

The Jaguars took a 3-0 lead on their opening possession. **QB Mac Jones** led a nine-play, 38-yard drive that culminated with a **K Cam Little** 48-yard field goal.

Later in the second quarter, **QB Mason Rudolph** was intercepted by **LB Devin Lloyd** on a tipped ball to give the Jaguars possession at the Titans 43-yard line. Jacksonville capitalized on the turnover with a five-play touchdown drive. **WR Brian Thomas** caught a 17-yard pass from Jones and ran for an 18-yard gain before Jones found **WR Parker Washington** for the two-yard touchdown.

Jacksonville extended its lead to 13-0 with a 44-yard field goal by Little on their next offensive possession to make it 13-0 with 2:02 left in the half.

The Titans then closed out the first half with a 10-play, 50-yard drive, and capped it off with a 39-yard field goal by **K Matthew Wright** to make it 13-3 at the half. **TE Chig Okonkwo** converted a fourth-and-three with a nine-yard reception to keep the drive alive.

The Titans then opened the second half with a 13-play, 85-yard drive and they capped it off with an eight-yard touchdown pass from Rudolph to **TE Nick Vannett** to make it 13-10 with 6:51 left in the third quarter.

Neither team scored again in the third quarter. The Jaguars opened the fourth with a 16-play, 74-yard drive that took 9:11 off the clock and culminated in an 11-yard touchdown pass from Jones to Thomas to make it 20-10 with 7:05 left in the game.

The Titans answered on their next possession. A 28-yard field goal by Wright made it a one score game at 20-13 with 2:02 remaining. **WR Calvin Ridley** had a 20-yard reception during the drive to put the team in field goal range.

The Titans got the ball back with 1:29 left on the clock after forcing a three-and-out, while burning their three timeouts.

Rudolph led the team down to the Jacksonville 26-yard line. But facing fourth-and-10, a Rudolph pass intended for **WR Nick Westbrook-Ikhine** was broken up at the goal line in the final seconds.

Jaguars ended the game in victory formation and the Titans fell to 3-13 on the season.

SCORING

	1	2	3	4	Final
Tennessee	0	3	7	3	13
Jacksonville	3	10	0	7	20

TEAM	SCORING PLAY	TIME
Jaguars	C.Little 48 yd. Field Goal	1-10:46
Jaguars	P.Washington 2 yd. pass from M.Jones (C.Little kick)	2-8:59
Jaguars	C.Little 44 yd. Field Goal	2-2:02
Titans	M.Wright 39 yd. Field Goal	2-0:00
Titans	N.Vannett 8 yd. pass from M.Rudolph (M.Wright kick)	3-6:51
Jaguars	B.Thomas 11 yd. pass from M.Jones (C.Little kick)	4-7:05
Titans	M.Wright 28 yd. Field Goal	4-2:02

Missed FGs: None

Attendance: 61,995

Time of Game: 2:46

Weather: 72°, Rainy, Wind SSW 16 mph

Referee: Shawn Smith



TEAM STATISTICS

	Titans	Jaguars
TOTAL FIRST DOWNS	23	18
THIRD DOWN EFFICIENCY	7-14-50.0%	8-13-61.5%
FOURTH DOWN EFFICIENCY	1-2-50.0%	0-0-0.0%
TOTAL NET YARDS	337	295
Plays - Avg.	64-5.3	57-5.2
NET YARDS RUSHING	159	122
Rushes - Avg.	30-5.3	33-3.7
NET YARDS PASSING	178	173
Sacks - Yards Lost	3-15	2-1
PASS ATT-COMP-INT	31-19-1	22-15-0
PUNTS - Avg.	3-49.7	3-43.3
Net Punting Average	40.0	40.3
PUNT RETURNS - Yards	1-9	1-9
KICKOFF RETURNS - Yards	3-67	2-62
INTERCEPTIONS - Yards	0-0	1-3
PENALTIES Number and Yards	5-34	7-50
FUMBLES Number and Lost	2-0	0-0
TOUCHDOWNS	1	2
EXTRA POINTS Made-Attempts	1-1	2-2
RED ZONE EFFICIENCY	1-2-50%	2-2-100%
GOAL TO GO EFFICIENCY	0-0-0%	1-1-100%
SAFETIES	0	0
GIVEAWAYS	1	0
TAKEAWAYS	0	1
TIME OF POSSESSION	30:40	29:20

TITANS STARTERS

OFFENSE			DEFENSE		
WR	0	C.Ridley	OLB	49	A.Key
TE	85	C.Okonkwo	DT	98	J.Simmons
LT	55	J.Latham	NT	93	T.Sweat
LG	77	P.Skoronski	DE	69	S.Joseph
C	62	C.Levin	OLB	58	H.Landry
RG	60	D.Brunksill	LB	57	L.Gifford
RT	71	J.Duncan	LB	17	J.Baker
TE	88	D.Martin-Rob	CB	29	J.Brownlee
WR	15	N.Westbrook	CB	39	D.Baker
QB	11	M.Rudolph	CB	21	R.McCreary
RB	2	T.Spears	S	35	D.Worley

JAGUARS STARTERS

OFFENSE			DEFENSE		
RB	1	T.Etienne	DE	41	J.Hines-Allen
WR	11	P.Washington	DT	52	D.Hamilton
TE	85	B.Strange	DT	94	M.Smith
LT	70	C.Van Lanen	DE	44	T.Walker
LG	76	E.Cleveland	WILL	33	D.Lloyd
C	65	M.Morse	LB	23	F.Oluokun
RG	68	B.Scheff	LB	48	C.Muma
RT	77	A.Harrison	CB	3	T.Campbell
WR	7	B.Thomas	CB	30	M.Brown
WR	87	J.Reynolds	S	5	A.Cisco
QB	10	M.Jones	S	42	A.Wingard

TITANS INDIVIDUAL STATISTICS

Rushing	Att	Yds	Avg	Lg	TD
T.Spears	20	95	4.8	23	0
M.Rudolph	5	23	4.6	7	0
J.Chestnut	3	17	5.7	9	0
C.Okonkwo	1	17	17.0	17	0
C.Ridley	1	7	7.0	7	0
Total	30	159	5.3	23	0

Passing	Att	Cmp	Yds	TD	Lg	IN	Rt
M.Rudolph	31	19	193	1	24	1	76.4
Total	31	19	193	1	24	1	76.4

Receiving	No	Yds	Avg	Lg	TD
C.Ridley	5	84	16.8	24	0
C.Okonkwo	5	42	8.4	18	0
N.Westbrook-Ikhine	3	37	12.3	18	0
T.Spears	3	8	2.7	6	0
T.Boyd	2	14	7.0	7	0
N.Vannett	1	8	8.0	8	1
Total	19	193	10.2	24	1

Interceptions	No	Yds	Avg	Lg	TD
None					

Leading Tacklers (Press Box Totals)

L.Gifford 8-5-3; M.Brown 7-4-3; D.Worley 7-4-3

Sacks: J.Baker 1.0; J.Lynch 1.0;

FF: None

FR: None

JAGUARS INDIVIDUAL STATISTICS

Rushing	Att	Yds	Avg	Lg	TD
T.Etienne	15	49	3.3	15	0
T.Bigsby	11	33	3.0	7	0
M.Jones	6	22	3.7	9	0
B.Thomas	1	18	18.0	18	0
Total	33	122	3.7	18	0

Passing	Att	Cmp	Yds	TD	Lg	IN	Rt
M.Jones	22	15	174	2	31	0	122.2
Total	22	15	174	2	31	0	122.2

Receiving	No	Yds	Avg	Lg	TD
B.Thomas	7	91	13.0	31	1
P.Washington	3	31	10.3	24	1
D.Johnson	2	11	5.5	8	0
T.Etienne	1	26	26.0	26	0
T.Jones	1	11	11.0	11	0
D.Duvernay	1	4	4.0	4	0
Total	15	174	11.6	31	2

Interceptions	No	Yds	Avg	Lg	TD
D.Lloyd	1	3	3.0	3	0
Total	1	3	3.0	3	0

Leading Tacklers (Press Box Totals)

F.Oluokun 11-3-8; A.Cisco 8-6-2; M.Brown 7-5-2

Sacks: J.Hines-Allen 1.0; M.Smith 1.0; T.Walker 1.0

FF: T.Walker 1.0

FR: None



TITANS-TEXANS: GAME SUMMARY

Week 18: Titans 14, Texans 23
Sunday, Jan. 5, 2025 • 12:00 p.m. CST • Nissan Stadium

In Week 18 of the 2024 campaign, the Titans hosted the AFC South rival Texans and lost by a score of 23-14 in the season finale.

The Texans opened the game with an 11-play, 69-yard drive that was capped off with a two-yard touchdown pass from **QB C.J. Stroud** to **WR Nico Collins** to take an early 7-0 lead.

Houston extended its lead early in the second quarter after **RB Dameon Pierce** broke away for a 92-yard touchdown run. A missed extra point from **K Ka'imi Fairbairn** made it 13-0 with 13:55 left in the quarter.

Later in the second quarter, Houston was driving for another score before **S Daryl Worley** punched the ball out of **WR Robert Woods** hands. **CB Jarvis Brownlee Jr.** recovered the fumble.

The Titans cashed in the turnover for three points on a **K Matthew Wright** 35-yard field goal that capped an 11-play, 53-yard drive that was highlighted by a 24-yard pass from **QB Mason Rudolph** to **WR Calvin Ridley**.

Houston ended the first half with a seven-play, 51-yard drive that culminated in a 27-yard field goal by Fairbairn to make it 16-3 going into the break.

The Titans opened the second half with a 13-play, 53-yard drive with Wright adding another field goal, this one from 38 yards, to make it 16-6 with 6:47 left in the third quarter.

Tennessee's defense then came up with a fourth-down stop on their own one-yard line to prevent Houston from scoring and keeping the game at 16-6 with 1:17 left in the third quarter.

However on the ensuing offensive drive by the Titans, **QB Will Levis** and **WR Bryce Oliver** fumbled an exchange and the loose ball was recovered by **DE Derek Barnett** and returned 36 yards for a touchdown. The score made it 23-6 with 13:50 left in the fourth quarter.

A 49-yard touchdown pass from Levis to **WR Tay Martin** capped a nine-play, 94-yard drive, with 2:41 left, and a two-point conversion, made it 23-14.

A failed on-side kick attempt gave the Texans the ball at the Titans 44-yard line. Houston was able to pick up a first down to seal the game and end the Titans season with a 3-14 record.

SCORING

	1	2	3	4	Final
Houston	7	9	0	7	23
Tennessee	0	3	3	8	14

TEAM	SCORING PLAY	TIME
Texans	N.Collins 2 yd. pass from C.Stroud	1-7:43
Texans	D.Pierce 92 yd. run (kick failed, wl)	2-13:55
Titans	M.Wright 35 yd. Field Goal	2-1:41
Texans	K.Fairbairn 27 yd. Field Goal	2-0:00
Titans	M.Wright 38 yd. Field Goal	3-6:47
Texans	D.Barnett 36 yd. fumble return (K.Fairbairn kick)	4-13:50
Titans	T.Martin 49 yd. pass from W.Levis (W.Levis-J.Whyle pass)	4-2:41

Missed FGs: None

Attendance: 61,815

Time of Game: 2:55

Weather: 35°, Cloudy, Wind SW 10 mph

Referee: Brad Allen



TEAM STATISTICS

	Texans	Titans
TOTAL FIRST DOWNS	18	14
THIRD DOWN EFFICIENCY	5-12-41.7%	5-15-33.3%
FOURTH DOWN EFFICIENCY	1-2-50.0%	2-3-66.7%
TOTAL NET YARDS	374	314
Plays - Avg.	58-6.4	60-5.2
NET YARDS RUSHING	207	85
Rushes - Avg.	29-7.1	32-2.7
NET YARDS PASSING	167	229
Sacks - Yards Lost	1-11	2-16
PASS ATT-COMP-INT	28-18-0	26-16-0
PUNTS - Avg.	4-47.8	5-43.8
Net Punting Average	42.8	42.0
PUNT RETURNS - Yards	2-9	1-0
KICKOFF RETURNS - Yards	2-66	3-113
INTERCEPTIONS - Yards	0-0	0-0
PENALTIES Number and Yards	6-48	7-68
FUMBLES Number and Lost	2-1	2-1
TOUCHDOWNS	3	1
EXTRA POINTS Made-Attempts	2-3	1-1
RED ZONE EFFICIENCY	1-4-25%	0-2-0%
GOAL TO GO EFFICIENCY	1-2-50%	0-0-0%
SAFETIES	0	0
GIVEAWAYS	1	1
TAKEAWAYS	1	1
TIME OF POSSESSION	30:01	29:59

TEXANS STARTERS

OFFENSE			DEFENSE		
TE	86	D.Schultz	DT	97	M.Edwards
WR	2	R.Woods	DT	98	T.Settle
LT	78	L.Tunsil	DE	55	D.Hunter
LG	71	T.Howard	DE	95	D.Barnett
C	54	J.Patterson	LB	39	H.To'oTo'o
RG	70	J.Scruggs	LB	45	D.White
RT	57	B.Fisher	LB	0	A.Al-Shaair
WR	12	N.Collins	CB	24	D.Stingley
WR	8	J.Metchie	CB	4	K.Lassiter
QB	7	C.Stroud	S	21	C.Bullock
RB	28	J.Mixon	S	23	E.Murray

TITANS STARTERS

OFFENSE			DEFENSE		
WR	15	N.Westbrook	DT	98	J.Simmons
LT	55	J.Latham	NT	93	T.Sweat
LG	77	P.Skoronski	DE	69	S.Joseph
C	60	D.Brunskill	OLB	58	H.Landry
RG	75	D.Radunz	LB	57	L.Gifford
RT	61	J.Ojukwu	LB	52	J.Williams
TE	88	D.Martin	CB	13	C.Awuzie
WR	0	C.Ridley	CB	29	J.Brownlee
QB	8	W.Levis	CB	21	R.McCreary
TE	85	C.Okonkwo	S	44	M.Brown
RB	20	T.Pollard	S	35	D.Worley

TEXANS INDIVIDUAL STATISTICS

Rushing	Att	Yds	Avg	Lg	TD
D.Pierce	19	176	9.3	92	1
J.Mixon	5	23	4.6	10	0
D.Mills	3	11	3.7	9	0
D.Ogunbowale	2	-3	-1.5	0	0
Total	29	207	7.1	92	1

Passing	Att	Cmp	Yds	TD	Lg	IN	Rt
D.Mills	22	12	128	0	24	0	71.8
C.Stroud	6	6	50	1	14	0	0141.0
Total	28	18	178	1	24	0	94.0

Receiving	No	Yds	Avg	Lg	TD
N.Collins	5	38	7.6	14	1
D.Schultz	3	29	9.7	13	0
R.Woods	2	39	19.5	24	0
D.Ogunbowale	2	26	13.0	16	0
J.Metchie	2	24	12.0	20	0
D.Johnson	2	12	6.0	10	0
X.Hutchinson	1	5	5.0	5	0
J.Mixon	1	5	5.0	5	0
Total	18	178	9.9	24	1

Interceptions	No	Yds	Avg	Lg	TD
None					

Leading Tacklers (Press Box Totals)

M.Stewart 6-5-1; D.White 5-5-0; T.Togiai 5-4-1; N.Hewitt 5-4-1

Sacks: D.Barnett 1; M.Edwards 1

FF: None

FR: D.Barnett 1

TITANS INDIVIDUAL STATISTICS

Rushing	Att	Yds	Avg	Lg	TD
T.Pollard	22	62	2.8	11	0
J.Chestnut	2	11	5.5	8	0
W.Levis	4	8	2.0	8	0
M.Rudolph	1	5	5.0	5	0
J.Kelley	1	2	2.0	2	0
C.Ridley	2	-3	-1.5	7	0
Total	32	85	2.7	11	0

Passing	Att	Cmp	Yds	TD	Lg	IN	Rt
W.Levis	17	9	175	1	49	0	0108.7
M.Rudolph	9	7	70	0	24	0	99.1
Total	26	16	245	1	49	0	0105.4

Receiving	No	Yds	Avg	Lg	TD
J.Whyle	5	29	5.8	9	0
N.Westbrook-Ikhine	4	50	12.5	19	0
C.Ridley	3	76	25.3	39	0
N.Vannett	2	26	13.0	17	0
T.Martin	1	49	49.0	49	1
B.Oliver	1	15	5.0	15	0
Total	16	245	15.3	49	1

Interceptions	No	Yds	Avg	Lg	TD
None					

Leading Tacklers (Press Box Totals)

D.Worley 7-3-4; C.Awuzie 6-5-1; J.Williams 6-3-3; L.Gifford 6-2-4

Sacks: H.Landry 1

FF: C.Awuzie 1; D.Worley 1

FR: J.Brownlee 1



TENNESSEE TITANS

RECORDS



ALL-PRO AND PRO BOWL LEADERS

Most Associated Press First-Team All-Pro Seasons

Bruce Matthews, 7
 Tony Banfield, 3
 Earl Campbell, 3
 Charlie Hennigan, 3
 Al Jamison, 3
 Bob Talamini, 3
 George Webster, 3
 Robert Brazile, 2
 Kevin Byard, 2
 Miller Farr, 2
 Don Floyd, 2
 Leon Gray, 2
 Albert Haynesworth, 2
 Mike Munchak, 2

Most Pro Bowl Seasons

(AFL All-Star Game 1962-70; AFC-NFC Pro Bowl 1971-present)

Bruce Matthews, 14
 Mike Munchak, 9
 Elvin Bethea, 8
 Robert Brazile, 7
 Warren Moon, 6
 Bob Talamini, 6
 Earl Campbell, 5
 Jurrell Casey, 5
 Ray Childress, 5
 Charlie Hennigan, 5
 Ken Houston, 5
 Blaine Bishop, 4
 Curley Culp, 4
 Eddie George, 4
 Derrick Henry, 4
 Tony Banfield, 3
 George Blanda, 3
 Miller Farr, 3
 Fred Glick, 3
 Ed Husmann, 3
 Haywood Jeffires, 3
 Chris Johnson, 3
 Jevon Kearse, 3
 Brett Kern, 3
 Taylor Lewan, 3
 Steve McNair, 3
 Jim Norton, 3
Jeffery Simmons, 3
 Bob Schmidt, 3
 Kyle Vanden Bosch, 3
 Delanie Walker, 3
 George Webster, 3
 Frank Wycheck, 3

Most Consecutive Pro Bowl Seasons

(AFL All-Star Game 1962-70; AFC-NFC Pro Bowl 1971-present)

Bruce Matthews, 14
 Robert Brazile, 7
 Mike Munchak, 7
 Warren Moon, 6
 Bob Talamini, 6
 Jurrell Casey, 5
 Charlie Hennigan, 5
 Earl Campbell, 4
 Ray Childress, 4
 Curley Culp, 4
 Eddie George, 4
 Tony Banfield, 3
 Blaine Bishop, 3
 George Blanda, 3
 Miller Farr, 3
 Fred Glick, 3
 Ed Husmann, 3
 Haywood Jeffires, 3
 Chris Johnson, 3
 Jevon Kearse, 3
 Brett Kern, 3
 Taylor Lewan, 3
 Bob Schmidt, 3
 Delanie Walker, 3
 George Webster, 3
 Frank Wycheck, 3

ALL-TIME REGULAR SEASON LEAGUE LEADERS

Rushing Yards

2020: Derrick Henry, 378-2,027
 2019: Derrick Henry, 303-1,540
 2009: Chris Johnson, 358-2,006
 1980: Earl Campbell, 373-1,934
 1979: Earl Campbell, 368-1,697
 1978: Earl Campbell*, 302-1,450
 1961: Billy Cannon, 200-948

Passing Touchdowns

1990: Warren Moon, 33
 1961: George Blanda, 36

Passer Rating

2019: Ryan Tannehill, 117.5
 2003: Steve McNair, 100.4

Receptions

1991: Haywood Jeffires, 100
 1964: Charlie Hennigan, 101

Receiving Yards

1975: Ken Burrough, 1,063
 1964: Charlie Hennigan, 1,546
 1961: Charlie Hennigan, 1,746

Touchdowns

1979: Earl Campbell, 19 (19r)
 1961: Bill Groman, 18 (1r, 17p)

Interceptions

2017: Kevin Byard, 8
 1979: Mike Reinfeldt, 12
 1967: Miller Farr, 10
 1965: W.K. Hicks, 9
 1963: Fred Glick, 12

Punting (Gross Average)

2023: Ryan Stonehouse, 53.1
 2022: Ryan Stonehouse, 53.1
 2017: Brett Kern, 49.7
 1998: Craig Hentrich, 47.2
 1993: Greg Montgomery, 45.6
 1992: Greg Montgomery, 46.9

Punt Returns

2006: Pacman Jones, 12.9
 1977: Billy Johnson, 15.4
 1975: Billy Johnson, 15.3
 1964: Bobby Jancik, 18.3

Kickoff Returns

2018: Darius Jennings, 31.7
 1967: Zeke Moore*, 28.9
 1963: Bobby Jancik, 29.3
 1962: Bobby Jancik*, 30.3
 1960: Ken Hall, 31.3

Field Goals (Percentage)

2024: Nick Folk, 95.5 (21 of 22)
 2023: Nick Folk, 96.7 (29 of 30)
 1980: Toni Fritsch, 79.2 (19 of 24)
 1979: Toni Fritsch, 84.0 (21 of 25)
 1977: Toni Fritsch, 75.0 (12 of 16)

* Rookie



ALL-TIME TEAM LEADERS BY CATEGORY

Rookie seasons in *italics*

CAREER RUSHING YARDS

Player	Years	Att	Yds	Avg	Lg	TD
1. Eddie George	1996-03	2,733	10,009	3.7	76	64
2. Derrick Henry	2016-23	2,030	9,502	4.7	99t	90
3. Earl Campbell	1978-84	1,979	8,574	4.3	81t	73
4. Chris Johnson	2008-13	1,742	7,965	4.6	94t	50
5. Lorenzo White	1988-94	1,000	4,079	4.1	44	29
6. Hoyle Granger	1966-70, 72	773	3,514	4.5	69t	18
7. Steve McNair (QB)	1995-05	614	3,439	5.6	71t	36
8. Mike Rozier	1985-90	910	3,426	3.8	41	27
9. Charles Tolar	1960-66	907	3,277	3.6	40	21
10. Ronnie Coleman	1974-81	700	2,769	4.0	46t	16
11. Chris Brown	2003-07	643	2,757	4.3	52	16
12. LenDale White	2006-09	628	2,349	3.7	80t	24
13. Allen Pinkett	1986-91	561	2,324	4.1	60	21
14. Gary Brown	1991-95	477	2,115	4.4	39t	12
15. Fred Willis	1972-76	603	2,114	3.5	44	11
16. Billy Cannon	1960-63	512	2,111	4.1	64	14
17. DeMarco Murray	2016-17	477	1,946	4.1	75t	15
18. Rodney Thomas	1995-00	495	1,847	3.7	74t	12
19. Rob Carpenter	1977-81	433	1,788	4.1	77	12
20. Larry Moriarty	1983-86	415	1,624	3.9	80	13

SEASON RUSHING YARDS

Player	Year	Att	Yds	Avg	Lg	TD
1. Derrick Henry	2020	378	2,027	5.4	94t	17
2. Chris Johnson	2009	358	2,006	5.6	91t	14
3. Earl Campbell	1980	373	1,934	5.2	55t	13
4. Earl Campbell	1979	368	1,697	4.6	61t	19
5. Derrick Henry	2019	303	1,540	5.1	74t	16
6. Derrick Henry	2022	349	1,538	4.4	56	13
7. Eddie George	2000	403	1,509	3.7	35t	14
8. <i>Earl Campbell</i>	<i>1978</i>	<i>302</i>	<i>1,450</i>	<i>4.8</i>	<i>81t</i>	<i>13</i>
9. Eddie George	1997	357	1,399	3.9	30	6
10. Earl Campbell	1981	361	1,376	3.8	43	10
11. <i>Eddie George</i>	<i>1996</i>	<i>335</i>	<i>1,368</i>	<i>4.1</i>	<i>76</i>	<i>8</i>
12. Chris Johnson	2010	316	1,364	4.3	76t	11
13. Eddie George	1999	320	1,304	4.1	40	9
14. Earl Campbell	1983	322	1,301	4.0	42	12
15. Eddie George	1998	348	1,294	3.7	37t	5
16. DeMarco Murray	2016	293	1,287	4.4	75t	9
17. Chris Johnson	2012	276	1,243	4.5	94t	6
18. <i>Chris Johnson</i>	<i>2008</i>	<i>251</i>	<i>1,228</i>	<i>4.9</i>	<i>66t</i>	<i>9</i>
19. Lorenzo White	1992	265	1,226	4.6	44	7
20. Travis Henry	2006	270	1,211	4.5	70t	7

CAREER PASSING YARDS

Player	Years	Att	Cmp	Pct	Yds	Y/A	TD	Int	Lg	Sk	Lst	Rate
1. Warren Moon	1984-93	4,546	2,632	57.9	33,685	7.41	196	166	87t	315	2,403	80.4
2. Steve McNair	1995-05	3,871	2,305	59.5	27,141	7.01	156	103	83t	229	1,398	83.3
3. George Blanda	1960-66	2,784	1,347	48.4	19,149	6.88	165	189	95	-	-	62.5
4. Dan Pastorini	1971-79	2,768	1,426	51.5	16,864	6.09	96	139	85t	222	1,977	61.0
5. Ryan Tannehill	2019-23	1,853	1,234	66.6	14,447	7.80	93	40	91t	167	1,180	97.8
6. Marcus Mariota	2015-19	1,765	1,110	62.9	13,207	7.48	76	44	75	155	992	89.6
7. Vince Young	2006-10	1,190	689	57.9	8,098	6.81	42	42	73	75	415	75.7
8. Kerry Collins	2006-10	1,081	613	56.7	6,804	6.29	33	29	80t	36	253	74.6
9. Ken Stabler	1980-81	742	458	61.7	5,190	6.99	27	46	79t	56	518	69.0
10. Pete Beathard	1967-69	822	379	46.1	5,128	6.24	26	51	86t	-	-	51.2
11. Jake Locker	2011-14	709	408	57.5	4,967	7.03	27	22	71t	60	378	79.0
12. Matt Hasselbeck	2011-12	739	457	61.8	4,938	6.68	25	19	80t	33	256	82.0
13. Chris Chandler	1995-96	676	409	60.5	4,559	6.74	33	21	76t	46	326	83.9
14. Cody Carlson	1988-94	659	370	56.1	4,469	6.78	21	28	81	54	374	70.0
15. Will Levis	2023-24	556	339	61.0	3,899	7.0	21	16	98t	69	418	82.7
16. Don Trull	1964-69	556	249	44.8	3,538	6.36	29	21	-	-	-	67.6
17. Billy Volek	2001-05	517	312	60.3	3,505	6.78	26	13	55t	45	306	86.9
18. Jacky Lee	1960-67	409	210	51.3	3,291	8.05	25	30	98t	-	-	68.2
Gifford Nielsen	1978-83	498	273	54.8	3,255	6.54	20	22	48	47	354	70.0
20. Neil O'Donnell	1999-03	367	215	58.6	2,664	7.26	16	11	67	18	144	83.2

SEASON PASSING YARDS

Player	Year	Att	Cmp	Pct	Yds	Y/A	TD	Int	Lg	Sk	Lst	Rate
1. Warren Moon	1991	655	404	61.7	4,690	7.16	23	21	61t	23	174	81.7
2. Warren Moon	1990	584	362	62.0	4,689	8.03	33	13	87t	36	252	96.8
3. Ryan Tannehill	2020	481	315	65.5	3,819	7.94	33	7	75	24	173	106.5
4. Ryan Tannehill	2021	531	357	67.2	3,734	7.03	21	14	57t	47	327	89.6
5. Warren Moon	1989	464	280	60.3	3,631	7.83	23	14	55	35	267	88.9
6. Matt Hasselbeck	2011	518	319	61.6	3,571	6.89	18	14	80t	19	153	82.4
7. Warren Moon	1986	488	256	52.5	3,489	7.15	13	26	81t	41	332	62.3
8. Warren Moon	1993	520	303	58.3	3,485	6.70	21	21	80t	34	218	75.2
9. Marcus Mariota	2016	451	276	61.2	3,426	7.60	26	9	60	23	156	95.6
10. Steve McNair	2002	492	301	61.2	3,387	6.88	22	15	55	21	121	84.0
11. Steve McNair	2001	431	264	61.3	3,350	7.77	21	12	71t	37	251	90.2
12. Warren Moon	1984	450	259	57.6	3,338	7.42	12	14	76	47	371	76.9
13. George Blanda	1961	362	187	51.7	3,330	9.20	36	22	-	-	-	91.3
14. George Blanda	1964	505	262	51.9	3,287	6.51	17	27	-	-	-	61.4
15. Marcus Mariota	2017	453	281	62.0	3,232	7.13	13	15	75t	27	173	79.3
16. Steve McNair	1998	492	289	58.7	3,228	6.56	15	10	47	33	176	80.1
17. Steve McNair	2003	400	250	62.5	3,215	8.04	24	7	73	19	108	100.4
18. Ken Stabler	1980	457	293	64.1	3,202	7.01	13	28	79t	27	264	68.7
19. Steve McNair	2005	476	292	61.3	3,161	6.64	16	11	57	20	134	82.4
20. George Blanda	1963	423	224	53.0	3,003	7.10	24	25	-	-	-	70.1



ALL-TIME TEAM LEADERS BY CATEGORY

CAREER RECEPTIONS

Player	Years	No	Yds	Avg	Lg	TD
1. Ernest Givins	1986-94	542	7,935	14.6	83t	46
2. Haywood Jeffires	1987-95	515	6,119	11.9	87t	47
3. Frank Wycheck (TE)	1995-03	482	4,958	10.3	42	27
4. Drew Hill	1985-91	480	7,477	15.6	81t	47
5. Derrick Mason	1997-04	453	6,114	13.5	71t	37
6. Charlie Hennigan	1960-66	410	6,823	16.6	80t	51
7. Ken Burrough	1971-81	408	6,907	16.9	85t	47
8. Delanie Walker (TE)	2013-19	381	4,423	11.6	68	28
9. Curtis Duncan	1987-93	322	3,935	12.2	72	20
10. Nate Washington	2009-14	307	4,591	15.0	80t	28
11. Kendall Wright	2012-16	280	3,244	11.6	52t	18
12. Drew Bennett	2001-06	273	4,033	14.8	55t	25
13. Chris Johnson (RB)	2008-13	272	2,003	7.4	69t	8
14. Eddie George (RB)	1996-03	259	2,144	8.3	54t	10
15. Bo Scaife (TE)	2005-10	251	2,383	9.5	44	12
16. Corey Davis	2017-20	207	2,851	13.8	75t	11
17. Tim Smith	1980-86	206	3,107	15.1	75t	12
18. Alvin Reed (TE)	1967-72	199	2,818	14.2	60	11
19. A.J. Brown	2019-21	185	2,995	16.2	91t	24
20. Webster Slaughter	1992-94	184	2,236	12.2	57	11
Lorenzo White (RB)	1988-94	184	1,674	9.1	69t	6

SEASON RECEPTIONS

Player	Year	No	Yds	Avg	Lg	TD
1. Charlie Hennigan	1964	101	1,546	15.3	53	8
2. Haywood Jeffires	1991	100	1,181	11.8	44	7
3. Derrick Mason	2004	96	1,168	12.2	37t	7
4. Derrick Mason	2003	95	1,303	13.7	50t	8
5. Delanie Walker	2015	94	1,088	11.6	61t	6
Kendall Wright	2013	94	1,079	11.5	45	2
7. Drew Hill	1991	90	1,109	12.3	61t	4
Haywood Jeffires	1992	90	913	10.1	47	9
9. Tim Smith	1983	83	1,176	14.2	47t	6
10. Curtis Duncan	1992	82	954	11.6	72	1
Charlie Hennigan	1961	82	1,746	21.3	80	12
12. Drew Bennett	2004	80	1,247	15.6	48t	11
Butch Woolfolk	1985	80	814	10.2	80t	4
14. Derrick Mason	2002	79	1,012	12.8	40	5
15. Webster Slaughter	1993	77	904	11.7	41	5
16. DeAndre Hopkins	2023	75	1,057	14.1	61t	7
17. Delanie Walker	2017	74	807	10.9	42	3
Drew Hill	1990	74	1,019	13.8	57	5
Haywood Jeffires	1990	74	1,048	14.2	87t	8
Nate Washington	2011	74	1,023	13.8	57	7

CAREER RECEIVING YARDS

Player	Years	No	Yds	Avg	Lg	TD
1. Ernest Givins	1986-94	542	7,935	14.6	83t	46
2. Drew Hill	1985-91	480	7,477	15.6	81t	47
3. Ken Burrough	1971-81	408	6,906	16.9	85t	47
4. Charlie Hennigan	1960-66	410	6,823	16.6	80	51
5. Haywood Jeffires	1987-95	515	6,119	11.9	87t	47
6. Derrick Mason	1997-04	453	6,114	13.5	71t	37
7. Frank Wycheck	1995-03	482	4,958	10.3	42	27
8. Nate Washington	2009-14	307	4,591	15.0	80t	28
9. Delanie Walker	2013-19	381	4,423	11.6	68	28
10. Drew Bennett	2001-06	273	4,033	14.8	55t	25
11. Curtis Duncan	1987-93	322	3,935	12.2	72	20
12. Chris Sanders	1995-01	177	3,285	18.6	83t	17
13. Kendall Wright	2012-16	280	3,244	11.6	52t	18
14. Tim Smith	1980-86	206	3,107	15.1	75t	12
15. Charley Frazier	1962-68	179	3,060	17.1	80	22
16. A.J. Brown	2019-21	185	2,995	16.2	91t	24
17. Bill Groman	1960-62	143	2,976	20.8	92	32
18. Corey Davis	2017-20	207	2,851	13.8	75t	11
19. Alvin Reed	1967-72	199	2,818	14.2	60	11
20. Kenny Britt	2009-13	157	2,450	15.6	80t	19

SEASON RECEIVING YARDS

Player	Year	No	Yds	Avg	Lg	TD
1. Charlie Hennigan	1961	82	1,746	21.3	80	12
2. Charlie Hennigan	1964	101	1,546	15.3	53	8
3. Bill Groman	1960	72	1,473	20.5	-	12
4. Derrick Mason	2003	95	1,303	13.7	50t	8
5. Drew Bennett	2004	80	1,247	15.6	48t	11
6. Haywood Jeffires	1991	100	1,181	11.8	44	7
7. Tim Smith	1983	83	1,176	14.2	47t	6
8. Bill Groman	1961	50	1,175	23.5	80	17
9. Drew Hill	1985	64	1,169	18.3	57t	9
10. Derrick Mason	2004	96	1,168	12.2	37t	7
11. Drew Hill	1988	72	1,141	15.8	57t	10
Tim Smith	1984	69	1,141	16.5	75t	4
13. Charley Frazier	1966	57	1,129	19.8	79	12
14. Derrick Mason	2001	73	1,128	15.5	71t	9
15. Drew Hill	1986	65	1,112	17.1	81t	5
16. Drew Hill	1991	90	1,109	12.3	61t	4
17. Delanie Walker	2015	94	1,088	11.6	61t	6
18. Kendall Wright	2013	94	1,079	11.5	45	2
19. A.J. Brown	2020	70	1,075	15.4	73t	11
20. Ken Burrough	1975	53	1,063	20.1	77t	8

CAREER SCORING

Player	Years	TD	Rush	Rec	Ret	XPM	FGM	2PT	Points
1. Al Del Greco	1991-00	0	0	0	0	322	246	0	1,060
2. Rob Bironas	2005-13	0	0	0	0	315	239	0	1,032
3. George Blanda	1960-66	4	4	0	0	301	91	0	598
4. Derrick Henry	2016-23	93	90	3	0	0	0	2	562
5. Tony Zendejas	1985-90	0	0	0	0	197	117	0	548
6. Ryan Succop	2014-19	0	0	0	0	178	117	0	529
7. Eddie George	1996-03	74	64	10	0	0	0	3	450
8. Earl Campbell	1978-84	73	73	0	0	0	0	0	438
9. Toni Fritsch	1977-81	0	0	0	0	149	81	0	392
10. Chris Johnson	2008-13	58	50	8	0	0	0	1	350
11. Skip Butler	1972-77	0	0	0	0	122	70	0	332
12. Charlie Hennigan	1960-66	51	0	51	0	0	0	0	306
13. Ken Burrough	1971-81	48	1	47	0	0	0	0	288
Ernest Givins	1986-94	48	1	46	1	0	0	0	288
Haywood Jeffires	1987-95	47	0	47	0	0	0	3	288
16. Drew Hill	1985-91	47	0	47	0	0	0	0	282
17. Derrick Mason	1997-04	40	0	37	3	0	0	1	242
18. Steve McNair	1995-05	36	36	0	0	0	0	3	222
19. Lorenzo White	1988-94	36	29	6	1	0	0	0	216
20. Billy Cannon	1960-63	35	14	20	1	0	0	1	212



ALL-TIME TEAM LEADERS BY CATEGORY

SEASON SCORING

Player	Year	TD	Rush	Rec	Ret	XPM	FGM	2PT	Points
1. Ryan Succop	2017	0	0	0	0	31	35	0	136
Al Del Greco	1998	0	0	0	0	28	36	0	136
3. Rob Bironas	2007	0	0	0	0	28	35	0	133
4. Al Del Greco	1996	0	0	0	0	35	32	0	131
5. Rob Bironas	2008	0	0	0	0	40	29	0	127
6. Al Del Greco	1993	0	0	0	0	39	29	0	126
7. Gary Anderson	2003	0	0	0	0	42	27	0	123
8. Rob Bironas	2011	0	0	0	0	34	29	0	121
9. Randy Bullock	2021	0	0	0	0	42	26	0	120
10. Rob Bironas	2009	0	0	0	0	37	27	0	118
Al Del Greco	2000	0	0	0	0	37	27	0	118
12. Rob Bironas	2013	0	0	0	0	41	25	0	116
13. Nick Folk	2023	0	0	0	0	28	29	0	115
George Blanda	1960	4	4	0	0	46	15	0	115
Tony Zendejas	1989	0	0	0	0	40	25	0	115
16. Earl Campbell	1979	19	19	0	0	0	0	0	114
Al Del Greco	1995	0	0	0	0	33	27	0	114
Tony Zendejas	1988	0	0	0	0	48	22	0	114
19. Al Del Greco	1997	0	0	0	0	32	27	0	113
20. George Blanda	1961	0	0	0	0	64	16	0	112
Joe Nedney	2002	0	0	0	0	36	25	0	111

CAREER KICKOFF RETURNS (YARDS)

Player	Years	No	Yds	Avg	Lg	TD
1. Bobby Jancik	1962-67	158	4,185	26.5	61	0
2. Derrick Mason	1997-04	156	3,496	22.4	101t	1
3. Carl Roaches	1980-84	150	3,276	21.8	97t	2
4. Billy Johnson	1974-80	121	2,902	24.0	81t	2
5. Marc Mariani	2010-13,16	118	2,838	24.1	98t	1
6. Mel Gray	1995-97	111	2,592	23.4	88	0
7. Adam Jones	2005-06	63	1,648	26.2	85	0
8. Zeke Moore	1967-77	64	1,618	25.3	92t	1
9. Darius Reynaud	2012-13	68	1,595	23.5	105t	1
10. Willie Drewrey	1985-93	75	1,581	21.1	50	0
11. Allen Pinkett	1986-91	80	1,577	19.7	48	0
12. Jerry LeVias	1969-70	64	1,538	24.0	87	0
13. Leon Washington	2013-14	47	1,219	25.9	95	0
14. Bobby Wade	2005-06	50	1,194	23.9	48	0
15. Billy Cannon	1960-63	46	1,186	25.8	88t	1
16. Leonard Harris	1987-93	53	1,130	21.3	63	0
17. Chris Carr	2008	35	984	28.1	52	0
18. Mike Archie	1996-98	46	961	20.9	50	0
19. Bob Gresham	1973-74	36	903	25.1	103t	1
20. Willie Tullis	1981-84	38	886	23.3	95t	1

SEASON KICKOFF RETURNS (AVG.)

Player	Year	No	Yds	Avg	Lg	TD
1. Darius Jennings	2018	22	698	31.7	94t	1
2. Ken Hall	1960	19	594	31.3	104t	1
3. Bobby Jancik	1962	24	726	30.3	61	0
4. Bobby Jancik	1963	45	1,317	29.3	53	0
5. Chris Carr	2008	35	984	28.1	52	0
6. Carl Roaches	1981	28	769	27.5	96t	1
7. Billy Johnson	1974	29	785	27.1	67	0
8. Derrick Mason	2000	42	1,132	27.0	66	0
9. Bob Gresham	1973	27	723	26.8	103t	1
10. Adam Jones	2005	43	1,127	26.2	85	0
11. Linzy Cole	1971	32	834	26.1	45	0
12. Adam Jones	2006	20	521	26.1	70	0
13. Bobby Jancik	1966	34	875	25.7	53	0
14. Steve Brown	1983	31	795	25.6	93t	1
15. Marc Mariani	2010	60	1,530	25.5	98t	1
16. Billy Johnson	1977	25	630	25.2	76t	1
17. Alvin Haymond	1973	28	703	25.1	47	0
18. Jerry LeVias	1969	38	940	24.7	87	0
19. Willie Drewrey	1985	26	642	24.7	50	0
20. Zeke Moore	1968	32	787	24.6	45	0

CAREER PUNT RETURNS (YARDS)

Player	Years	No	FC	Yds	Avg	Lg	TD
1. Billy Johnson	1974-80	155	21	2,040	13.2	87t	5
2. Derrick Mason	1997-04	182	94	1,590	8.7	69t	2
3. Carl Roaches	1980-84	151	31	1,095	7.3	68	0
4. Marc Mariani	2010-13,16	102	57	1,054	10.3	87t	2
5. Willie Drewrey	1985-93	104	45	771	7.4	25	0
6. Adam Jones	2005-06	63	11	712	11.3	90t	4
7. Mel Gray	1995-97	69	45	652	9.4	40	0
8. Bobby Jancik	1962-67	67	-	647	9.7	82	1
9. Darius Reynaud	2012-13	49	25	545	11.1	81t	2
10. Jerry LeVias	1969-70	60	19	505	8.4	46	0
11. Kenny Johnson	1986-89	73	32	488	6.7	26	0
12. Adoree' Jackson	2017-20	53	19	464	8.8	46	0
13. Justin McCareins	2001-08	37	21	403	10.9	58t	1
14. Ernest Givins	1986-94	56	-	397	7.1	78t	1
15. Larry Carwell	1967-68	36	6	381	10.6	54	0
16. Dexter McCluster	2014-15	46	29	372	8.1	48	0
17. Fred Glick	1961-66	44	-	326	7.4	-	0
18. Chris Carr	2008	32	20	323	10.1	44	0
19. Chris Davis	2007-08	33	13	299	9.1	39	0
20. Chester Rogers	2021	30	20	293	9.8	55	0

SEASON PUNT RETURNS (AVG.)

Player	Year	No	FC	Yds	Avg	Lg	TD
1. Billy Johnson	1977	35	8	539	15.4	87t	2
2. Billy Johnson	1975	40	1	612	15.3	83t	3
3. Billy Johnson	1974	30	3	409	13.6	49	0
4. Darius Reynaud	2012	31	17	410	13.2	81t	2
5. Derrick Mason	2000	51	17	662	13.0	69t	1
6. Adam Jones	2006	34	3	440	12.9	90t	3
7. Marc Mariani	2010	27	17	329	12.2	87t	1
8. Justin McCareins	2003	29	17	330	11.4	58t	1
9. Marc Mariani	2011	46	18	490	10.7	79t	1
10. Billy Johnson	1976	38	9	403	10.6	46	0
11. Mel Gray	1995	30	20	303	10.1	20	0
Chris Carr	2008	32	20	323	10.1	44	0
13. Chester Rogers	2021	30	20	293	9.8	55	0
14. Chris Davis	2007	31	12	293	9.5	39	0
15. Adam Jones	2005	29	8	272	9.4	52t	1
16. Mel Gray	1996	22	15	205	9.3	40	0
Adoree' Jackson	2018	16	9	148	9.3	26	0
18. Kalif Raymond	2020	23	11	208	9.0	40	0
Dexter McCluster	2015	24	15	217	9.0	37	0
Fred Glick	1963	19	-	171	9.0	22	0
Willie Drewrey	1985	24	10	215	9.0	23	0



ALL-TIME TEAM LEADERS BY CATEGORY

CAREER PUNTING (PUNTS)

Player	Years	Punt	Blk	Yds	Avg	TB	In20	Lg	NetAvg
1. Brett Kern	2009-21	923	5	42,333	45.9	48	373	79	40.8
2. Craig Hentrich	1998-09	861	1	36,926	42.9	95	295	78	37.2
3. Jim Norton	1960-68	522	7	21,961	42.1	-	-	79	-
4. Cliff Parsley	1977-82	431	3	17,136	39.8	33	85	62	32.3
5. Dan Pastorini	1971-79	316	1	12,530	39.7	-	-	74	-
6. Greg Montgomery	1988-93	310	6	13,529	43.6	35	74	77	36.6
7. Ryan Stonehouse	2022-24	216	3	11,282	52.2	26	80	75	42.1
8. Lee Johnson	1985-87	212	0	8,739	41.2	20	53	66	35.1
9. John James	1982-84	198	1	7,878	39.8	15	36	56	32.4
10. Rich Camarillo	1994-95	173	1	7,280	42.1	17	61	60	35.7
11. Reggie Roby	1996-97	140	1	6,022	43.0	8	50	68	36.7

SEASON PUNTING (AVERAGE)

Player	Year	Punt	Blk	Yds	Avg	TB	In20	Lg	NetAvg
1. Ryan Stonehouse	2022	90	0	4,779	53.1	9	30	74	44.0
2. Ryan Stonehouse	2023	53	1	2,812	53.1	10	28	74	43.9
3. Ryan Stonehouse	2024	73	2	3,691	50.6	7	22	75	38.6
4. Brett Kern	2017	75	0	3,728	49.7	5	28	74	44.6
5. Brett Kern	2012	81	2	3,855	47.6	5	30	71	40.4
6. Brett Kern	2015	88	0	4,175	47.4	1	34	61	40.3
7. Craig Hentrich	1998	69	0	3,258	47.2	11	18	71	39.2
8. Brett Kern	2019	78	0	3,672	47.1	2	37	70	43.1
Brett Kern	2018	74	1	3,483	47.1	3	39	62	41.7
10. Greg Montgomery	1992	53	2	2,487	46.9	9	14	66	37.3
11. Brett Kern	2014	88	1	4,118	46.8	7	28	79	40.8
12. Brett Kern	2020	37	0	1,695	45.8	3	22	66	41.5
13. Greg Montgomery	1993	54	0	2,462	45.6	5	13	77	39.1

CAREER INTERCEPTIONS

Player	Years	No	Yds	Avg	Lg	TD
1. Jim Norton	1960-68	45	592	13.2	56	1
2. Cris Dishman	1988-96	31	348	11.2	43	1
3. Fred Glick	1961-66	30	390	13.0	45	1
4. Kevin Byard	2016-23	27	333	12.3	33	1
Tony Banfield	1960-65	27	224	8.3	58	0
W.K. Hicks	1964-69	27	457	16.9	62	0
Darryll Lewis	1991-98	27	540	20.0	98t	5
8. Mike Reinfeldt	1976-83	26	375	14.4	39	0
9. Michael Griffin	2007-15	25	328	13.1	83t	1
Ken Houston	1967-72	25	650	26.0	78	9
11. Zeke Moore	1967-77	24	444	18.5	74	2
12. Willie Alexander	1971-79	23	379	16.5	95t	1
Samari Rolle	1998-04	23	349	15.2	81t	1
14. Marcus Robertson	1991-00	22	428	19.5	69	0
15. Gregg Bingham	1973-84	21	279	13.3	54	0
16. Keith Bulluck	2000-09	19	192	10.1	35	1
Miller Farr	1967-69	19	416	21.9	67	5
18. Steve Brown	1983-90	18	264	14.7	44t	1
19. Andre Dyson	2001-04	16	260	16.3	51t	3
Bubba McDowell	1989-94	16	190	11.9	26t	1
Chris Hope	2006-11	16	266	16.6	61t	1

SEASON INTERCEPTIONS

Player	Year	No	Yds	Avg	Lg	TD
1. Fred Glick	1963	12	180	15.0	45	1
Mike Reinfeldt	1979	12	205	17.1	39	0
3. Miller Farr	1967	10	264	26.4	67	3
4. W.K. Hicks	1965	9	156	17.3	31	0
Ken Houston	1971	9	220	24.4	48t	4
Jim Norton	1961	9	150	16.7	36	0
7. Kevin Byard	2017	8	130	16.3	33	0
Tony Banfield	1961	8	136	17.0	58	0
Pete Jaquess	1964	8	141	17.6	98t	1
Richard Johnson	1990	8	100	12.5	35	1
Jim Norton	1962	8	75	9.4	36	0
12. Tony Banfield	1963	7	21	3.0	14	0
Michael Griffin	2008	7	172	24.6	83t	1
Jim Norton	1965	7	52	7.4	18	0
Marcus Robertson	1993	7	137	19.6	69	0
Samari Rolle	2000	7	140	20.0	81t	1
Jack Tatum	1980	7	100	14.3	35	0
18. (15 tied with 6)						

CAREER SACKS*

Player	Years	No
1. Elvin Bethea	1968-83	105.0
2. Ray Childress	1985-95	75.5
3. Jesse Baker	1979-87	66.0
4. William Fuller	1986-93	59.0
5. Sean Jones	1988-93	57.5
6. Jevon Kearse	1999-03, 08-09	52.0
7. Jurrell Casey	2011-19	51.0
8. Harold Landry III	2018-24	50.5
9. Robert Brazile	1975-84	48.0
10. Ted Washington	1973-82	45.0
11. Derrick Morgan	2010-18	44.5
12. Kyle Vanden Bosch	2005-09	38.5
13. Jeffery Simmons	2019-24	31.5
14. Curley Culp	1974-80	31.0

SEASON SACKS*

Player	Year	No
1. Elvin Bethea	1973	17.0
2. Jesse Baker	1979	15.5
3. William Fuller	1991	15.0
4. Elvin Bethea	1976	14.5
Jevon Kearse	1999	14.5
6. Elvin Bethea	1971	13.0
Ray Childress	1992	13.0
Sean Jones	1993	13.0
9. Jason Babin	2010	12.5
Sean Jones	1990	12.5
Kyle Vanden Bosch	2005	12.5

* Individual sacks did not become an official statistic until 1982.



ALL-TIME TEAM LEADERS BY CATEGORY

CAREER TACKLES (SINCE 1974)

Player	Years	No
1. Gregg Bingham	1973-84	1,970
2. Robert Brazile	1975-84	1,281
3. Keith Bulluck	2000-09	1,265
4. Michael Griffin	2007-15	912
5. Ted Washington	1973-82	907
6. Al Smith	1987-96	877
7. John Grimsley	1984-90	836
8. Blaine Bishop	1993-01	788
9. Ray Childress	1985-95	784
10. Steve Kiner	1974-78	738

SEASON TACKLES (SINCE 1974)

Player	Year	No
1. Gregg Bingham	1978	223
2. Gregg Bingham	1980	212
3. Gregg Bingham	1974	206
4. Gregg Bingham	1979	203
5. John Grimsley	1986	199
6. Robert Abraham	1984	198
7. Gregg Bingham	1976	191
8. Gregg Bingham	1977	190
9. Gregg Bingham	1975	185
Robert Brazile	1978	185

YEAR-BY-YEAR LEADERS

RUSHING

Year	Player	Att	Yds	Avg	Lg	TD
1960	Billy Cannon	152	644	4.2	39	1
1961	Billy Cannon	200	948	4.7	61t	6
1962	Charles Tolar	244	1,012	4.1	25	7
1963	Charles Tolar	194	659	3.4	33	3
1964	Sid Blanks	145	756	5.2	91t	6
1965	Ode Burrell	130	528	4.1	63	3
1966	Ode Burrell	122	406	3.3	45	0
1967	Hoyle Granger	236	1,194	5.1	67t	6
1968	Hoyle Granger	202	848	4.2	47	7
1969	Hoyle Granger	186	740	4.0	23	3
1970	Joe Dawkins	124	517	4.2	49t	2
1971	Robert Holmes	112	323	2.9	31	4
1972	Fred Willis	134	461	3.4	43	0
1973	Fred Willis	171	579	3.4	25	4
1974	Willie Rodgers	122	413	3.4	20	5
1975	Ronnie Coleman	175	790	4.5	46t	5
1976	Ronnie Coleman	171	684	4.0	39	2
1977	Ronnie Coleman	185	660	3.6	22	5
1978	Earl Campbell	302	1,450	4.8	81t	13
1979	Earl Campbell	368	1,697	4.6	61t	19
1980	Earl Campbell	373	1,934	5.2	55t	13
1981	Earl Campbell	361	1,376	3.9	43	10
1982	Earl Campbell	157	538	3.4	22	2
1983	Earl Campbell	322	1,301	4.0	42	12
1984	Larry Moriarty	189	785	4.2	51	6
1985	Mike Rozier	133	462	3.5	30	8
1986	Mike Rozier	199	662	3.3	19t	4
1987	Mike Rozier	229	957	4.2	41	3
1988	Mike Rozier	251	1,002	4.0	28	10
1989	Alonzo Highsmith	128	531	4.1	25	4
1990	Lorenzo White	168	702	4.2	22	8
1991	Allen Pinkett	171	720	4.2	32	9
1992	Lorenzo White	265	1,226	4.6	44	7
1993	Gary Brown	195	1,002	5.1	26	6
1994	Lorenzo White	191	757	4.0	33	3
1995	Rodney Thomas	251	947	3.8	74t	5
1996	Eddie George	335	1,368	4.1	76	8
1997	Eddie George	357	1,399	3.9	30	6
1998	Eddie George	348	1,294	3.7	37t	5
1999	Eddie George	320	1,304	4.1	40	9
2000	Eddie George	403	1,509	3.7	35t	14
2001	Eddie George	315	939	3.0	27	5
2002	Eddie George	343	1,165	3.4	35	12
2003	Eddie George	312	1,031	3.3	27	5
2004	Chris Brown	220	1,067	4.9	52	6
2005	Chris Brown	224	851	3.8	38t	5
2006	Travis Henry	270	1,211	4.5	70t	7
2007	LenDale White	303	1,110	3.7	28	7
2008	Chris Johnson	251	1,228	4.9	66t	9
2009	Chris Johnson	358	2,006	5.6	91t	14
2010	Chris Johnson	316	1,364	4.3	76t	11
2011	Chris Johnson	262	1,047	4.0	48t	4
2012	Chris Johnson	276	1,243	4.5	94t	6
2013	Chris Johnson	279	1,077	3.9	30t	6

Year	Player	Att	Yds	Avg	Lg	TD
2014	Bishop Sankey	152	569	3.7	22	2
2015	Antonio Andrews	143	520	3.6	38	3
2016	DeMarco Murray	293	1,287	4.4	75t	9
2017	Derrick Henry	176	744	4.2	75t	5
2018	Derrick Henry	215	1,059	4.9	99t	12
2019	Derrick Henry	303	1,540	5.1	74t	16
2020	Derrick Henry	378	2,027	5.4	94t	17
2021	Derrick Henry	219	937	4.3	76t	10
2022	Derrick Henry	349	1,538	4.4	56	13
2023	Derrick Henry	280	1,167	4.2	69	12
2024	Tony Pollard	260	1,079	4.2	41	5

PASSING

Year	Player	Att	Cmp	Yds	Pct	TD	Int	Avg
1960	George Blanda	363	169	2,413	46.6	24	22	6.7
1961	George Blanda	362	187	3,330	51.7	36	22	9.2
1962	George Blanda	418	197	2,810	47.1	27	42	6.7
1963	George Blanda	423	224	3,003	52.9	24	25	7.0
1964	George Blanda	505	262	3,282	51.9	17	27	6.4
1965	George Blanda	442	186	2,542	42.1	20	30	5.8
1966	George Blanda	271	122	1,764	45.0	17	21	6.4
1967	Pete Beathard	231	94	1,114	40.7	9	14	4.8
1968	Pete Beathard	223	105	1,559	47.1	7	16	6.9
1969	Pete Beathard	370	180	2,455	48.6	10	21	6.4
1970	Charley Johnson	281	144	1,652	51.2	7	12	5.9
1971	Dan Pastorini	270	127	1,702	47.0	7	21	6.3
1972	Dan Pastorini	299	144	1,711	48.2	7	11	5.7
1973	Dan Pastorini	290	154	1,482	53.1	5	17	5.1
1974	Dan Pastorini	247	140	1,571	56.7	10	10	6.4
1975	Dan Pastorini	342	163	2,053	47.7	14	16	6.0
1976	Dan Pastorini	309	167	1,785	53.5	10	10	5.7
1977	Dan Pastorini	319	169	1,987	53.0	13	18	6.2
1978	Dan Pastorini	368	199	2,473	54.1	16	17	6.7
1979	Dan Pastorini	324	163	2,090	50.3	14	18	6.5
1980	Ken Stabler	454	293	3,202	64.5	13	28	7.0
1981	Ken Stabler	285	165	1,988	57.9	14	18	6.9
1982	Archie Manning	125	66	877	52.8	6	6	7.0
1983	Oliver Luck	217	124	1,375	57.1	8	13	6.3
1984	Warren Moon	450	259	3,338	57.6	12	14	7.4
1985	Warren Moon	377	200	2,709	53.1	15	19	7.2
1986	Warren Moon	488	256	3,489	52.5	13	26	7.2
1987	Warren Moon	368	184	2,806	50.0	21	18	7.6
1988	Warren Moon	294	160	2,327	54.4	17	8	7.9
1989	Warren Moon	464	280	3,631	60.3	23	14	7.8
1990	Warren Moon	584	362	4,689	62.0	33	13	8.0
1991	Warren Moon	655	404	4,690	61.7	23	21	7.2
1992	Warren Moon	346	224	2,521	64.7	18	12	7.3
1993	Warren Moon	520	303	3,485	58.3	21	21	6.7
1994	Billy Joe Tolliver	240	121	1,287	50.4	6	7	5.4
1995	Chris Chandler	356	225	2,460	63.2	17	10	6.9
1996	Chris Chandler	320	184	2,099	57.5	16	11	6.6
1997	Steve McNair	415	216	2,665	52.0	14	13	6.4
1998	Steve McNair	492	289	3,228	58.7	15	10	6.5
1999	Steve McNair	331	187	2,179	56.5	12	8	6.6
2000	Steve McNair	396	248	2,847	62.6	15	13	7.2



YEAR-BY-YEAR LEADERS

Year	Player	Att	Cmp	Yds	Pct	TD	Int	Avg
2001	Steve McNair	431	264	3,350	61.3	21	12	7.8
2002	Steve McNair	492	301	3,387	61.2	22	15	6.9
2003	Steve McNair	400	250	3,215	62.5	24	7	8.0
2004	Billy Volek	357	218	2,486	61.1	18	10	7.0
2005	Steve McNair	476	292	3,161	61.3	16	11	6.6
2006	Vince Young	357	184	2,199	51.5	12	13	6.2
2007	Vince Young	382	238	2,546	62.3	9	17	6.7
2008	Kerry Collins	415	242	2,676	58.3	12	7	6.5
2009	Vince Young	259	152	1,879	58.7	10	7	7.3
2010	Kerry Collins	278	160	1,823	57.6	14	8	6.6
2011	Matt Hasselbeck	518	319	3,571	61.6	18	14	6.9
2012	Jake Locker	314	177	2,176	56.4	10	11	6.9
2013	Ryan Fitzpatrick	350	217	2,454	62.0	14	12	7.0
2014	Zach Mettenberger	179	107	1,412	59.8	8	7	7.9
2015	Marcus Mariota	370	230	2,818	62.2	19	10	7.6
2016	Marcus Mariota	451	276	3,426	61.2	26	9	7.6
2017	Marcus Mariota	453	281	3,232	62.0	13	15	7.1
2018	Marcus Mariota	331	228	2,528	68.9	11	8	7.6
2019	Ryan Tannehill	286	201	2,742	70.3	22	6	9.6
2020	Ryan Tannehill	481	315	3,819	65.5	33	7	7.9
2021	Ryan Tannehill	531	357	3,734	67.2	21	14	7.0
2022	Ryan Tannehill	325	212	2,536	65.2	13	6	7.8
2023	Will Levis	255	149	1,808	58.4	8	4	7.1
2024	Will Levis	301	190	2,091	63.1	13	12	6.9

RECEIVING

Year	Player	No	Yds	Avg	Lg	TD
1960	Bill Groman	72	1,473	20.5	80t	12
1961	Charlie Hennigan	82	1,746	21.3	80t	12
1962	Charlie Hennigan	54	867	16.1	75t	8
1963	Charlie Hennigan	61	1,051	17.2	83t	10
1964	Charlie Hennigan	101	1,546	15.3	53t	8
1965	Ode Burrell (RB)	55	650	11.8	52t	4
1966	Charles Frazier	57	1,129	19.8	79t	12
1967	Hoyle Granger (RB)	31	300	9.6	43	3
1968	Alvin Reed (TE)	46	747	16.2	60	5
1969	Alvin Reed (TE)	51	664	13.0	43	2
1970	Alvin Reed (TE)	47	604	12.9	34	2
1971	Jim Beirne	38	550	14.5	40	1
1972	Fred Willis (RB)	45	297	6.6	27	2
1973	Fred Willis (RB)	57	371	6.5	50	1
1974	Ken Burrough	36	492	13.7	51	2
1975	Ken Burrough	53	1,063	20.1	77t	8
1976	Ken Burrough	51	932	18.2	69	7
1977	Ken Burrough	43	816	19.0	85t	8
1978	Ken Burrough	47	624	13.3	44	2
1979	Ken Burrough	40	752	18.8	55t	6
1980	Mike Barber (TE)	59	712	12.1	79t	5
1981	Ken Burrough	40	668	16.7	71t	7
1982	Dave Casper (TE)	36	573	15.9	38	6
1983	Tim Smith	83	1,176	14.2	47t	6
1984	Tim Smith	69	1,141	16.5	75t	4
1985	Butch Woolfolk (RB)	80	814	10.2	80t	4
1986	Drew Hill	65	1,112	17.1	81t	5
1987	Ernest Givins	53	933	17.6	83t	6
1988	Drew Hill	72	1,141	15.8	57t	10
1989	Drew Hill	66	938	14.2	50	8
1990	Haywood Jeffires	74	1,048	14.2	87t	8
	Drew Hill	74	1,019	13.8	57	5
1991	Haywood Jeffires	100	1,181	11.8	44	7
1992	Haywood Jeffires	90	913	10.1	47	9
1993	Webster Slaughter	77	904	11.7	41	5
1994	Webster Slaughter	68	846	12.4	57	2
	Haywood Jeffires	68	783	11.5	50	6
1995	Haywood Jeffires	61	684	11.2	35t	8
1996	Frank Wycheck (TE)	53	511	9.6	29	6
1997	Frank Wycheck (TE)	63	748	11.9	42	4
1998	Frank Wycheck (TE)	70	768	11.0	38	2
1999	Frank Wycheck (TE)	69	641	9.3	35	2

Year	Player	No	Yds	Avg	Lg	TD
2000	Frank Wycheck (TE)	70	636	9.1	26	4
2001	Derrick Mason	73	1,128	15.5	71t	9
2002	Derrick Mason	79	1,012	12.8	40	5
2003	Derrick Mason	95	1,303	13.7	50t	8
2004	Derrick Mason	96	1,168	12.2	37t	7
2005	Drew Bennett	58	738	12.7	55t	4
2006	Drew Bennett	46	737	16.0	39	3
2007	Justin Gage	55	750	13.6	73	2
	Roydell Williams	55	719	13.1	48	4
2008	Bo Scaife (TE)	58	561	9.7	44	2
2009	Chris Johnson (RB)	50	503	10.1	69t	2
2010	Chris Johnson (RB)	44	245	5.6	25	1
2011	Nate Washington	74	1,023	13.8	57	7
2012	Kendall Wright	64	626	9.8	38	4
2013	Kendall Wright	94	1,079	11.5	45	2
2014	Delanie Walker	63	890	14.1	68	4
2015	Delanie Walker	94	1,088	11.6	61t	6
2016	Rishard Matthews	65	945	14.5	60	9
	Delanie Walker	65	800	12.3	47	7
2017	Delanie Walker	74	807	10.9	42	3
2018	Corey Davis	65	891	13.7	51	4
2019	A.J. Brown	52	1,051	20.2	91t	8
2020	A.J. Brown	70	1,075	15.4	73t	11
2021	A.J. Brown	63	869	13.8	57t	5
2022	Robert Woods	53	527	9.9	41	2
2023	DeAndre Hopkins	75	1,057	14.1	61t	7
2024	Calvin Ridley	64	1,017	15.9	63	4

SCORING

Year	Player	TD	PAT	FG	Tot
1960	George Blanda	4	46	15	115
1961	George Blanda	0	64	16	112
1962	George Blanda	0	48	11	81
1963	George Blanda	0	37	9	64
1964	George Blanda	0	38	13	76
1965	George Blanda	0	28	11	61
1966	George Blanda	0	39	16	87
1967	John Wittenborn	0	30	14	72
1968	Wayne Walker	0	26	8	50
1969	Roy Gerela	0	29	19	86
1970	Roy Gerela	0	23	18	77
1971	Mark Moseley	0	25	16	73
1972	Skip Butler	0	12	16	51
1973	Skip Butler	0	15	21	66
1974	Skip Butler	0	29	9	56
1975	Skip Butler	0	31	18	85
1976	Skip Butler	0	24	16	72
1977	Toni Fritsch	0	19	12	55
1978	Earl Campbell (RB)	13	0	0	78
1979	Earl Campbell (RB)	19	0	0	114
1980	Toni Fritsch	0	26	19	83
1981	Toni Fritsch	0	32	15	77
1982	Dave Casper (TE)	6	0	0	36
1983	Florian Kempf	0	33	17	84
1984	Joe Cooper	0	13	11	46
1985	Tony Zendejas	0	29	21	92
1986	Tony Zendejas	0	28	22	94
1987	Tony Zendejas	0	32	20	92
1988	Tony Zendejas	0	48	22	114
1989	Tony Zendejas	0	40	25	115
1990	Lorenzo White (RB)	12	0	0	72
1991	Ian Howfield	0	25	13	64
1992	Al Del Greco	0	41	21	104
1993	Al Del Greco	0	39	29	126
1994	Al Del Greco	0	18	16	66
1995	Al Del Greco	0	33	27	114
1996	Al Del Greco	0	35	32	131
1997	Al Del Greco	0	32	27	113
1998	Al Del Greco	0	28	36	136



YEAR-BY-YEAR LEADERS

Year	Player	TD	PAT	FG	Tot
1999	Al Del Greco	0	43	21	106
2000	Al Del Greco	0	37	27	118
2001	Joe Nedney	0	34	20	94
2002	Joe Nedney	0	36	25	111
2003	Gary Anderson	0	42	27	123
2004	Gary Anderson	0	37	17	88
2005	Rob Bironas	0	30	23	99
2006	Rob Bironas	0	32	22	98
2007	Rob Bironas	0	28	35	133
2008	Rob Bironas	0	40	29	127
2009	Rob Bironas	0	37	27	118
2010	Rob Bironas	0	38	24	110
2011	Rob Bironas	0	34	29	121
2012	Rob Bironas	0	35	25	110
2013	Rob Bironas	0	41	25	116
2014	Ryan Succop	0	27	19	84
2015	Ryan Succop	0	29	14	71
2016	Ryan Succop	0	39	22	105
2017	Ryan Succop	0	31	35	136
2018	Ryan Succop	0	28	26	106
2019	Derrick Henry (RB)	18	0	0	108
2020	Derrick Henry (RB)	17	0	0	104
2021	Randy Bullock	0	42	26	120
2022	Randy Bullock	0	28	17	79
2023	Nick Folk	0	28	29	115
2024	Nick Folk	0	25	21	88

Year	Player	No	Yds	Avg	Lg	TD
1999	Derrick Mason	41	805	19.6	41	0
2000	Derrick Mason	42	1,132	27.0	66	0
2001	Derrick Mason	34	748	22.0	101t	1
2002	John Simon	20	371	18.6	29	0
2003	Jake Schifino	35	703	20.1	39	0
2004	Jason McAddley	38	849	22.3	45	0
2005	Pacman Jones	43	1,127	26.2	85	0
2006	Bobby Wade	50	1,194	23.9	48	0
2007	Michael Griffin	18	422	23.4	48	0
2008	Chris Carr	35	984	28.1	52	0
2009	Kenny Britt	24	523	21.8	56	0
2010	Marc Mariani	60	1,530	25.5	98t	1
2011	Marc Mariani	32	748	23.4	49	0
2012	Darius Reynaud	53	1,240	23.4	105t	1
2013	Leon Washington	16	481	30.1	95	0
2014	Leon Washington	31	738	23.8	52	0
2015	Dexter McCluster	13	285	21.9	32	0
2016	Marc Mariani	26	560	21.5	37	0
2017	Adoree' Jackson	25	578	23.1	57	0
2018	Darius Jennings	22	698	31.7	94t	1
2019	Kalif Raymond	18	403	22.4	45	0
2020	Kalif Raymond	15	275	18.3	30	0
2021	Chester Rogers	14	282	20.1	37	0
2022	Hassan Haskins	19	414	21.8	37	0
2023	Tyjae Spears	13	270	20.8	33	0
2024	Jha'Quan Jackson	16	412	25.8	34	0

KICKOFF RETURNS

Year	Player	No	Yds	Avg	Lg	TD
1960	Ken Hall	19	594	31.3	104t	1
1961	Billy Cannon	18	439	24.4	47	0
1962	Bobby Jancik	24	726	30.3	61	0
1963	Bobby Jancik	45	1,315	29.3	53	0
1964	Ode Burrell	17	449	26.4	93t	1
1965	Bobby Jancik	18	430	23.9	43	0
1966	Bobby Jancik	34	875	25.7	53	0
1967	Zeke Moore	14	405	28.9	92	1
1968	Zeke Moore	32	787	24.6	45	0
1969	Jerry LeVias	38	940	24.7	87	0
1970	Jerry LeVias	26	598	23.0	37	0
1971	Linzy Cole	32	834	26.1	45	0
1972	Willie Rodgers	17	335	19.7	31	0
1973	Bob Gresham	27	723	26.8	103t	1
1974	Billy Johnson	29	785	27.1	67	0
1975	Billy Johnson	33	798	24.2	81t	1
1976	Billy Johnson	26	579	22.2	53	0
1977	Billy Johnson	25	630	25.2	76t	1
1978	Johnnie Dirden	32	780	24.4	60	0
1979	Richard Ellender	24	514	21.4	35	0
1980	Carl Roaches	37	746	20.2	46	0
1981	Carl Roaches	28	769	27.5	96t	1
1982	Carl Roaches	21	441	21.0	45	0
1983	Steve Brown	31	795	25.6	93t	1
1984	Carl Roaches	30	679	22.6	49	0
1985	Willie Drewrey	26	642	24.7	52	0
1986	Willie Drewrey	25	500	20.0	32	0
	Allen Pinkett	26	519	20.0	48	0
1987	Curtis Duncan	28	546	19.5	62	0
1988	Leonard Harris	34	678	19.9	56	0
1989	Kenny Johnson	21	372	17.7	39	0
1990	Gerald McNeil	27	551	20.4	64	0
1991	Allen Pinkett	26	508	19.5	41	0
1992	Pat Coleman	14	290	20.7	28	0
1993	Willie Drewrey	15	293	19.5	34	0
1994	Todd McNair	23	481	20.9	44	0
1995	Mel Gray	53	1,183	22.3	54	0
1996	Mel Gray	50	1,224	24.5	88	0
1997	Derrick Mason	26	551	21.2	54	0
1998	Mike Archie	42	913	21.7	50	0

PUNT RETURNS

Year	Player	No	Yds	Avg	Lg	TD
1960	Billy Cannon	4	96	24.0	51	0
1961	Billy Cannon	9	70	7.8	20	0
1962	Bobby Jancik	14	164	11.7	21	0
1963	Bobby Jancik	13	145	11.2	56	0
1964	Bobby Jancik	14	220	15.7	82t	1
1965	Bobby Jancik	12	85	7.1	25	0
1966	Ode Burrell	8	76	9.5	29	0
1967	Larry Carwell	9	154	17.1	54	0
1968	Sid Blanks	22	179	8.1	39	0
1969	Jerry LeVias	35	292	8.3	46	0
1970	Jerry LeVias	25	213	8.5	33	0
1971	Linzy Cole	14	107	7.6	31	0
1972	Ken Houston	25	148	5.9	33	0
1973	Jeff Severson	16	126	7.9	74	0
1974	Billy Johnson	30	409	13.6	49	0
1975	Billy Johnson	40	612	15.3	83t	3
1976	Billy Johnson	39	397	10.2	46	0
1977	Billy Johnson	35	539	15.4	87t	2
1978	Ronnie Coleman	16	142	8.9	32	0
1979	Richard Ellender	31	203	6.5	36	0
1980	Carl Roaches	47	384	8.2	68	0
1981	Carl Roaches	39	296	7.6	40	0
1982	Carl Roaches	19	104	5.5	25	0
1983	Carl Roaches	20	159	8.0	23	0
1984	Carl Roaches	26	152	5.8	18	0
1985	Willie Drewrey	24	215	9.0	23	0
1986	Willie Drewrey	25	262	7.7	25	0
1987	Kenny Johnson	24	196	8.2	26	0
1988	Kenny Johnson	30	170	5.7	16	0
1989	Kenny Johnson	19	122	6.4	19	0
1990	Gerald McNeil	30	172	5.7	26	0
1991	Pat Coleman	22	138	6.3	24	0
1992	Webster Slaughter	20	142	7.1	20	0
1993	Willie Drewrey	41	275	6.7	18	0
1994	Ernest Givins	37	210	5.7	78t	1
1995	Mel Gray	30	303	10.1	20	0
1996	Mel Gray	22	205	9.3	40	0
1997	Mel Gray	17	144	8.5	30	0
1998	Derrick Mason	31	228	7.4	25	0
1999	Derrick Mason	26	225	8.7	65t	1



YEAR-BY-YEAR LEADERS

Year	Player	No	Yds	Avg	Lg	TD	Year	Player	No	Yds	Avg	Lg	TD
2000	Derrick Mason	51	662	13.0	69t	1	1991	Cris Dishman (CB)	6	61	10.2	43	0
2001	Derrick Mason	20	128	6.4	20	0	1992	Jerry Gray (CB)	6	24	4.0	22	0
2002	John Simon	13	113	8.7	30	0	1993	Marcus Robertson (S)	7	137	19.6	69	0
2003	Justin McCareins	29	330	11.4	58t	1	1994	Darryll Lewis (CB)	5	57	11.4	20	0
2004	Derrick Mason	24	93	3.9	13	0	1995	Darryll Lewis (CB)	6	145	24.2	98t	1
2005	Pacman Jones	29	272	9.4	52t	1	1996	Darryll Lewis (CB)	5	103	20.6	53	1
2006	Pacman Jones	34	440	12.9	90t	3	1997	Darryll Lewis (CB)	5	115	23.0	47t	1
2007	Chris Davis	31	293	9.5	39	0		Marcus Robertson (S)	5	127	25.4	48	0
2008	Chris Carr	32	323	10.1	44	0	1998	Darryll Lewis (CB)	4	40	10.0	33	0
2009	Alvin Pearman	11	112	10.2	18	0	1999	Samari Rolle (CB)	4	65	16.3	30	0
2010	Marc Mariani	27	329	12.2	87t	1	2000	Samari Rolle (CB)	7	140	20.0	81t	1
2011	Marc Mariani	46	490	10.7	79t	1	2001	Andre Dyson (CB)	3	36	12.0	36	0
2012	Darius Reynaud	31	410	13.2	81t	2		Samari Rolle (CB)	3	3	1.0	3	0
2013	Darius Reynaud	18	135	7.5	35	0	2002	Lance Schulters (S)	6	56	9.3	28	0
2014	Dexter McCluster	22	155	7.0	48	0	2003	Samari Rolle (CB)	6	141	23.5	52	0
2015	Dexter McCluster	24	217	9.0	37	0	2004	Andre Dyson (CB)	6	135	22.5	44	0
2016	Marc Mariani	29	235	8.1	18	0	2005	Reynaldo Hill (CB)	3	88	29.3	52t	1
2017	Adoree' Jackson	34	290	8.5	46	0	2006	Chris Hope (S)	5	105	21.0	61t	1
2018	Adoree' Jackson	16	148	9.3	26	0	2007	Keith Bulluck (LB)	5	63	12.6	35	0
2019	Adam Humphries	12	78	6.5	21	0	2008	Michael Griffin (S)	7	172	24.6	83t	1
2020	Kalif Raymond	23	208	9.0	40	0	2009	Cortland Finnegan (CB)	5	194	38.8	80	1
2021	Chester Rogers	30	293	9.8	55	0	2010	Michael Griffin (S)	4	50	12.5	28	0
2022	C.J. Board	14	147	10.5	19	0	2011	Michael Griffin (S)	2	0	0.0	0	0
2023	Eric Garror	21	159	7.6	15	0		Jason McCourty (CB)	2	52	26.0	30	0
2024	Jha'Quan Jackson	28	215	7.7	20	0	2012	Michael Griffin (S)	4	59	14.8	33	0

INTERCEPTIONS

Year	Player	No	Yds	Avg	Lg	TD
1960	Mark Johnston (CB)	4	42	10.5	33	0
	Dennit Morris (LB)	4	32	8.0	26	0
	Julian Spence (S)	4	5	1.3	5	0
1961	Jim Norton (S)	9	150	16.7	36	0
1962	Jim Norton (S)	8	75	9.4	36	0
1963	Fred Glick (S)	12	180	15.0	40	1
1964	Pete Jaquess (CB)	8	141	17.6	98t	1
1965	W.K. Hicks (CB)	9	156	17.3	31	0
1966	Jim Norton (S)	4	125	31.3	56	0
	Fred Glick (S)	4	47	11.8	41	0
1967	Miller Farr (CB)	10	264	26.4	67	3
1968	Ken Houston (S)	5	160	32.0	66t	2
1969	Miller Farr (CB)	6	48	8.0	35	0
1970	Zeke Moore (CB)	6	85	14.2	32	0
1971	Ken Houston (S)	9	220	24.4	48t	4
1972	Bob Atkins (S)	2	37	18.5	34	0
	John Charles (S)	2	6	3.0	6	0
1973	Guy Roberts (LB)	4	55	13.8	27	0
	Jeff Severson (S)	4	24	6.0	19	0
1974	Bob Atkins (S)	6	85	14.2	36	0
1975	Zeke Moore (CB)	5	137	27.4	74	0
1976	C.L. Whittington (S)	5	103	20.6	50	0
1977	Mike Reinfeldt (S)	5	78	15.6	30	0
1978	Willie Alexander (CB)	5	51	10.2	29	0
1979	Mike Reinfeldt (S)	12	205	17.1	39	0
1980	Jack Tatum (S)	7	100	14.3	35	0
1981	Greg Stemrick (CB)	3	94	31.3	38	0
	Carter Hartwig (DB)	3	78	26.0	36	0
1982	Robert Brazile (LB)	1	31	31.0	31	0
	Gregg Bingham (LB)	1	8	8.0	8	0
	Vernon Perry (S)	1	8	8.0	8	0
1983	Willie Tullis (DB)	5	65	13.0	44	0
1984	Willie Tullis (DB)	4	48	12.0	22	0
1985	Steve Brown (CB)	5	41	8.2	22	0
1986	Allen Lyday (S)	3	24	8.0	24	0
	Patrick Allen (CB)	3	20	6.7	18	0
1987	Keith Bostic (S)	6	-14	-2.3	7	0
1988	Jeff Donaldson (S)	4	29	7.3	23	0
1989	Steve Brown (CB)	5	54	10.8	41	0
1990	Richard Johnson (CB)	8	100	12.5	35	1

Year	Player	No	Yds	Avg	Lg	TD
2013	Alterraun Verner (CB)	5	68	13.6	34	1
2014	Jason McCourty (CB)	3	0	0.0	0	0
2015	Zach Brown (LB)	2	45	22.5	45	0
	Coty Sensabaugh (CB)	2	42	21.0	26t	1
2016	Perrish Cox (CB)	3	3	1.0	3	0
2017	Kevin Byard (S)	8	130	16.3	33	0
2018	Kevin Byard (S)	4	1	0.3	1	0
2019	Kevin Byard (S)	5	79	15.8	28	0
2020	Malcolm Butler (CB)	4	111	27.8	68	0
	Amani Hooker (S)	4	11	2.8	6	0
2021	Kevin Byard (S)	5	66	13.2	24t	1
2022	Kevin Byard (S)	4	57	14.3	28	0
2023	Sean Murphy-Bunting (CB)	2	12	6.0	10	0
2024	Amani Hooker	5	68	13.6	30	0

SACKS

Year	Player	Total
1960	Don Floyd (DE)	4
1961	Doug Cline (LB)	6
1962	Ed Husmann (DT)	10
1963	Ed Husmann (DT)	5
	Gary Cutsinger (DE)	5
1964	Ed Husmann (DT)	4
	Don Floyd (DE)	4
1965	Gary Cutsinger (DE)	7
1966	Gary Cutsinger (DE)	5
1967	George Rice (DT)	6
1968	Pat Holmes (DE)	6
1969	Elvin Bethea (DE)	14
1970	Elvin Bethea (DE)	9.5
1971	Elvin Bethea (DE)	13
1972	Mike Tilleman (DT)	12
1973	Elvin Bethea (DE)	17
1974	Ted Washington (LB)	11
1975	Curly Culp (DT)	11.5
1976	Elvin Bethea (DE)	14.5
1977	James Young (DE)	7.5
1978	Elvin Bethea (DE)	8
1979	Jesse Baker (DE)	15.5
1980	Mike Stensrud (DE)	7
1981	Jesse Baker (DE)	10
1982	Jesse Baker (DE)	7.5
1983	Jesse Baker (DE)	5.5



YEAR-BY-YEAR LEADERS

Year	Player	Total
1984	Jesse Baker (DE)	11
1985	Jesse Baker (DE)	5.5
1986	Ray Childress (DE)	5
1987	Ray Childress (DE)	6
1988	Ray Childress (DE)	8.5
	William Fuller (DE)	8.5
1989	Ray Childress (DE)	8.5
1990	Sean Jones (DE)	12.5
1991	William Fuller (DE)	15
1992	Ray Childress (DE)	13
1993	Sean Jones (DE)	13
1994	Lamar Lathon (DE)	8.5
1995	Anthony Cook (DE)	4.5
	Henry Ford (DE)	4.5
1996	Anthony Cook (DE)	7.5
1997	Kenny Holmes (DE)	7
	Gary Walker (DT)	7
1998	Lonnie Marts (LB)	4
1999	Jevon Kearse (DE)	14.5
2000	Jevon Kearse (DE)	11.5
2001	Jevon Kearse (DE)	10.0
2002	Kevin Carter (DE)	10.0
2003	Jevon Kearse (DE)	9.5
2004	Kevin Carter (DE)	6.0
2005	Kyle Vanden Bosch (DE)	12.5
2006	Kyle Vanden Bosch (DE)	6.5
2007	Kyle Vanden Bosch (DE)	12
2008	Albert Haynesworth (DT)	8.5
2009	Jacob Ford (DE)	5.5
2010	Jason Babin (DE)	12.5
2011	Karl Klug (DT)	7.0
2012	Derrick Morgan (DE)	6.5
2013	Jurrell Casey (DT)	10.5
2014	Derrick Morgan (OLB)	6.5
2015	Jurrell Casey (DT)	7.0
	Brian Orakpo (OLB)	7.0
2016	Brian Orakpo (OLB)	10.5
2017	Derrick Morgan (OLB)	7.5
2018	Jurrell Casey (DT)	7.0
2019	Harold Landry III (OLB)	9.0
2020	Harold Landry III (OLB)	5.5
2021	Harold Landry III (OLB)	12.0
2022	Denico Autry (OLB)	8.0
2023	Denico Autry (DL)	11.5
2024	Harold Landry III (OLB)	9.0

TACKLES (SINCE 1974)

Year	Player	Solo	Assist	Total
1974	Gregg Bingham (LB)	128	78	206
1975	Gregg Bingham (LB)	110	75	185
1976	Gregg Bingham (LB)	100	91	191
1977	Gregg Bingham (LB)	95	95	190
1978	Gregg Bingham (LB)	109	114	223
1979	Gregg Bingham (LB)	100	103	203
1980	Gregg Bingham (LB)	112	100	212
1981	Gregg Bingham (LB)	112	60	172
1982	Daryl Hunt (LB)	61	24	85
1983	Gregg Bingham (LB)	87	48	135
1984	Robert Abraham (LB)	106	92	198
1985	Avon Riley (LB)	80	67	147
1986	John Grimsley (LB)	112	87	199
1987	Al Smith (LB)	46	56	102
1988	John Grimsley (LB)	70	45	115
1989	John Grimsley (LB)	73	30	103
1990	Al Smith (LB)	78	26	104
1991	Al Smith (LB)	101	45	146
1992	Al Smith (LB)	70	52	122
1993	Al Smith (LB)	67	28	95
1994	Al Smith (LB)	97	45	142
1995	Blaine Bishop (S)	75	22	97
1996	Blaine Bishop (S)	73	36	100
1997	Barron Wortham (LB)	61	36	97
1998	Joe Bowden (LB)	88	57	145
1999	Blaine Bishop (S)	83	30	113
	Eddie Robinson (LB)	64	49	113
2000	Randall Godfrey (LB)	97	72	169
2001	Randall Godfrey (LB)	79	32	111
2002	Keith Bulluck (LB)	116	64	180
2003	Keith Bulluck (LB)	110	61	171
2004	Keith Bulluck (LB)	108	63	171
2005	Keith Bulluck (LB)	106	44	150
2006	Keith Bulluck (LB)	107	54	161
2007	David Thornton (LB)	97	43	140
2008	Keith Bulluck (LB)	83	37	120
2009	Stephen Tulloch (LB)	95	37	132
2010	Stephen Tulloch (LB)	121	48	169
2011	Jordan Babineaux (S)	81	36	117
2012	Akeem Ayers (LB)	79	31	110
2013	Bernard Pollard (S)	93	49	142
2014	Wesley Woodyard (LB)	66	68	134
2015	Avery Williamson (LB)	79	58	137
2016	Avery Williamson (LB)	76	73	149
2017	Wesley Woodyard (LB)	104	68	172
2018	Wesley Woodyard (LB)	85	39	124
2019	Rashaan Evans (LB)	84	55	139
2020	Kevin Byard (S)	79	32	111
2021	Kevin Byard (S)	58	30	88
2022	Kevin Byard (S)	69	37	106
2023	Azeez Al-Shaair (LB)	84	79	163
2024	Kenneth Murray Jr. (LB)	57	38	95



INDIVIDUAL RECORDS: SERVICE

Number of Games Played in Regular Season

1960–1977: 14 games
1978–1981, 1983–1986, 1988–2020: 16 games
1982: 9 games
1987: 15 games
2021–present: 17 games

Most Seasons

19 Bruce Matthews, 1983-2001
16 Elvin Bethea, 1968-83
13 Brad Hopkins, 1993-2005
13 Brett Kern, 2009-21
12 Gregg Bingham, 1973-84
12 Mike Munchak, 1982-93
12 Craig Hentrich, 1998-09

Most Seasons, Active

7 Harold Landry III, 2018-24
6 Jeffery Simmons, 2019-24
6 Amani Hooker, 2019-24

Most Games Played

296 Bruce Matthews, 1983-2001
210 Elvin Bethea, 1968-83
197 Brett Kern, 2009-21
194 Brad Hopkins, 1993-2005
177 Craig Hentrich, 1998-2009
173 Gregg Bingham, 1973-84

160 Ray Childress, 1985-95
159 Mike Munchak, 1982-93
157 Keith Bulluck, 2000-09
152 Benji Olson, 1998-2007
151 Al Del Greco, 1991-2000
148 Michael Roos, 2005-14
147 Robert Brazile, 1975-84
146 Ted Thompson, 1975-84
145 Zeke Moore, 1967-77
144 Rob Bironas, 2005-13
144 Ken Burrough, 1971-81
141 Michael Griffin, 2007-15
141 Warren Moon, 1984-93

Most Games Played, Active

98 Harold Landry III, 2018-24
84 Jeffery Simmons, 2019-24
80 Amani Hooker, 2019-24
78 Nick Westbrook-Ikhine, 2020-24

Most Consecutive Games Played

232 Bruce Matthews, 1987-2001
177 Brett Kern, 2009-21
147 Robert Brazile, 1975-84
146 Craig Hentrich, 1998-2007
144 Rob Bironas, 2005-13
135 Beau Brinkley, 2012-20
135 Elvin Bethea, 1968-77

135 Keith Bulluck, 2000-09
134 Gregg Bingham, 1973-81
128 Eddie George, 1996-2003

Most Consecutive Games Played, Active

68 Morgan Cox, 2021-24
51 Chig Okonkwo, 2022-24
34 Harold Landry III, 2023-24

Most Consecutive Games Started

229 Bruce Matthews, 1987-2001
147 Robert Brazile, 1975-84
135 Elvin Bethea, 1968-77
134 Gregg Bingham, 1973-81
128 Eddie George, 1996-2003
127 Keith Bulluck, 2001-09

Most Consecutive Games Started, Active

30 Peter Skoronski, 2023-24
18 Harold Landry III, 2023-24

INDIVIDUAL RECORDS: SCORING

Most Seasons Leading Team

9 Rob Bironas, 2005-13
9 Al Del Greco, 1992-2000
7 George Blanda, 1960-66
5 Ryan Succop, 2014-18
5 Tony Zendejas, 1985-90

Most Consecutive Seasons Leading Team

9 Rob Bironas, 2005-13
9 Al Del Greco, 1992-2000
7 George Blanda, 1960-66
5 Ryan Succop, 2014-18
5 Tony Zendejas, 1985-89

POINTS

Career

1,060 Al Del Greco, 1991-2000 (322 PAT, 246 FG)
1,032 Rob Bironas, 2005-13 (315 PAT, 239 FG)
598 George Blanda, 1960-66 (4 TD, 301 PAT, 91 FG)
562 Derrick Henry, 2016-2023 (93 TD, 2 two-point)
548 Tony Zendejas, 1985-90 (197 PAT, 117 FG)
529 Ryan Succop, 2014-19 (178 PAT, 117 FG)
450 Eddie George, 1996-2003 (74 TD, 3 two-point)
438 Earl Campbell, 1978-84 (73 TD)

Season

136 Ryan Succop, 2017 (31 PAT, 35 FG)
136 Al Del Greco, 1998 (28 PAT, 36 FG)
133 Rob Bironas, 2007 (28 PAT, 35 FG)

131 Al Del Greco, 1996 (35 PAT, 32 FG)
127 Rob Bironas, 2008 (40 PAT, 29 FG)
126 Al Del Greco, 1993 (39 PAT, 29 FG)
123 Gary Anderson, 2003 (42 PAT, 27 FG)

Most Seasons, 100 or More Points

8 Al Del Greco, 1992-93, 1995-2000
7 Rob Bironas, 2007-13
3 Ryan Succop, 2016-18
2 George Blanda, 1960-61
2 Tony Zendejas, 1988-89
2 Derrick Henry, 2019-20

Season, Rookie

92 Tony Zendejas, 1985 (29 PAT, 21 FG)
86 Roy Gerela, 1969 (29 PAT, 19 FG)
72 Bill Groman, 1960 (12 TD)

Game

30 Billy Cannon, @ N.Y. Titans, 12/10/61 (5 TD)
26 Rob Bironas, @ Hou., 10/21/07 (8 FG, 2 PAT)
26 George Blanda, vs. L.A. Chargers, 9/18/60 (3 TD, 5 PAT, 1 FG)

Game, Opponent

24 Art Powell, @ Oakland, 12/22/63
24 Corey Dillon, @ Cincinnati, 12/4/97
19 Robbie Gould, @ San Francisco, 12/17/17
19 Cody Parkey, @ Philadelphia, 11/23/14
19 Horst Muhlmann, vs. Cincinnati, 12/17/72

Most Consecutive Games Scoring

67 Al Del Greco, 1994-00
46 Rob Bironas, 2006-08

TOUCHDOWNS

Career

93 Derrick Henry, 2016-23
74 Eddie George, 1996-2003
73 Earl Campbell, 1978-84
58 Chris Johnson, 2008-13
51 Charlie Hennigan, 1960-66
48 Kenny Burrough, 1971-81
Ernest Givins, 1986-94

Season

19 Earl Campbell, 1979
18 Derrick Henry, 2019
18 Bill Groman, 1961

Game

5 Billy Cannon, @ N.Y. Titans, 12/10/61

Game, Opponent

4 Art Powell, @ Oakland, 12/22/63
4 Bob Hayes, @ Dallas, 12/20/70
4 Corey Dillon, @ Cincinnati, 12/4/97
3 22 times, last by Jonathan Taylor, @ Indianapolis, 12/22/24

Most Consecutive Team Games Scoring TD

8 Bill Groman, 1961
6 DeMarco Murray, 2016
5 Derrick Henry, 2020
5 Derrick Henry, 2019
5 Hoyle Granger, 1967



INDIVIDUAL RECORDS: SCORING

5	Ken Burrough, 1977
5	Earl Campbell, 1979
5	Earl Campbell, 1983
5	Chris Sanders, 1995
5	Eddie George, 1998-99
5	Kenny Britt, 2010

POINTS AFTER TOUCHDOWNS

Career

322	Al Del Greco, 1991-2000
315	Rob Bironas, 2005-13
301	George Blanda, 1960-66
197	Tony Zendejas, 1985-90
178	Ryan Succop, 2014-19
149	Toni Fritsch, 1977-81

Season

64	George Blanda, 1961
48	George Blanda, 1962
	Tony Zendejas, 1988

Game

8	George Blanda, vs. N.Y. Titans, 10/14/62
7	George Blanda, @ Denver, 11/5/61
7	George Blanda, vs. N.Y. Titans, 11/19/61
7	George Blanda, @ Oakland, 12/22/63
7	Teddy Garcia, vs. Cleveland, 12/9/90

Most Made, Opponent, Game

8	Stephen Gostkowski, @ New England, 10/18/09
7	Jake Bates, @ Detroit, 10/27/24
7	Mason Crosby, @ Green Bay, 12/23/12
7	Cotton Davidson, @ Oakland, 12/22/63
7	Horst Muhlmann, vs. Cincinnati, 12/17/72
7	Jim Breech, @ Cincinnati, 12/17/89
7	Sebastian Janikowski, @ Oakland, 9/29/02
7	Lawrence Tynes, vs. Kansas City, 12/13/04

Most Consecutive PATs

285	Rob Bironas, 2006-13
229	Al Del Greco, 1993-2000
79	Gary Anderson, 2003-04
76	Al Del Greco, 1991-93
75	Skip Butler, 1972-76

Most Two-Point Conversions, Career

3	Eddie George, 1996-2003
3	Haywood Jeffries, 1987-95
3	Steve McNair, 1995-2005
3	Ryan Tannehill, 2019-2022

Most Two-Point Conversions, Season

3	Haywood Jeffries, 1994
---	------------------------

Most Two-Point Conversions, Game

1	41 times, last by Josh Whyle (pass) vs. Houston, 1/5/25
---	--

Most Two-Point Conversions, Opponent, Game

2	Charles Johnson @ Pittsburgh, 11/1/98 (pass, pass)
---	--

Most Defensive Two-Point Conversions, Game

1	Amani Hooker vs. Indianapolis, 12/3/23
---	---

FIELD GOALS

Most Attempted, Career

295	Al Del Greco, 1991-2000
279	Rob Bironas, 2005-13
187	George Blanda, 1960-66
163	Tony Zendejas, 1985-90
140	Ryan Succop, 2014-19
122	Skip Butler, 1972-77

Most Attempted, Season

42	Ryan Succop, 2017
40	Roy Gerela, 1969
39	Al Del Greco, 1998
39	Rob Bironas, 2007
38	Al Del Greco, 1996
37	Tony Zendejas, 1989
35	Al Del Greco, 1997

Most Attempted, Game

8	Rob Bironas, @ Houston, 10/21/07
6	George Blanda, vs. N.Y. Titans, 10/9/60
6	George Blanda, vs. Denver, 9/14/63
6	Skip Butler, @ Cleveland, 10/12/75
6	Al Del Greco, vs. Atlanta, 12/5/93
6	Stephen Gostkowski, @ Minnesota, 9/27/20

Most Attempted, Opponent, Game

7	Tom Dempsey, Philadelphia, 11/12/72
6	Roy Gerela, Pittsburgh, 12/9/73
6	Jim Breech, @ Cincinnati, 11/1/87
6	John Carney, @ San Diego, 9/19/93
6	Sebastian Janikowski, @ Oakland, 11/24/13
6	Cody Parkey, @ Philadelphia, 11/23/14
6	Blair Walsh, Minnesota, 9/11/16
6	Robbie Gould, @ San Francisco, 12/17/17
6	Justin Tucker, Baltimore, 10/15/23

Most Made, Career

246	Al Del Greco, 1991-2000
239	Rob Bironas, 2005-13
117	Ryan Succop, 2014-19
117	Tony Zendejas, 1985-90
91	George Blanda, 1960-66
81	Toni Fritsch, 1977-81

Most Made, Season

36	Al Del Greco, 1998
35	Ryan Succop, 2017
35	Rob Bironas, 2007
32	Al Del Greco, 1996
29	Nick Folk, 2023
29	Al Del Greco, 1993
29	Rob Bironas, 2008
29	Rob Bironas, 2011

Most Made, Game

* 8	Rob Bironas, @ Houston, 10/21/07
6	Stephen Gostkowski, @ Minnesota, 9/27/20
5	Nick Folk, @ Miami, 9/30/24
5	Nick Folk, @ New Orleans, 9/10/23
5	Ryan Succop, vs. Indianapolis, 10/16/17
5	Al Del Greco, @ Philadelphia, 12/3/2000
5	Roy Gerela, vs. Miami, 9/28/69

* Denotes NFL Record

Most Made, Opponent, Game

6	Justin Tucker, Baltimore, 10/15/23
6	Robbie Gould, @ San Francisco, 12/17/17
6	Tom Dempsey, vs. Philadelphia, 11/12/72
6	John Carney, @ San Diego, 9/19/93
5	9 times, last by Nick Folk, @ New England, 11/28/21

Most Consecutive Field Goals Made

20	Nick Folk, 2023-24
20	Nick Folk, 2023
20	Al Del Greco, 1998-99
20	Rob Bironas, 2007-08
20	Rob Bironas, 2010
20	Rob Bironas, 2011-12
19	Ryan Succop, 2016-17
19	Rob Bironas, 2007
18	Al Del Greco, 1995-96
16	Ryan Succop, 2017
15	Ryan Succop, 2014-15

Most Consecutive Games With Field Goal Made

20	Rob Bironas, 2009-10
19	Rob Bironas, 2006-07
13	Rob Bironas, 2011-12
12	Al Del Greco, 1998
12	Gary Anderson, 2003
12	Rob Bironas, 2008
10	George Blanda, 1964-65
10	George Blanda, 1966
10	Ryan Succop, 2016-17

Longest Field Goal

60	Rob Bironas, vs. Indianapolis, 12/3/06
56	Nick Folk, @ Houston, 11/24/24
56	Al Del Greco, vs. San Francisco, 10/27/96
56	Rob Bironas, @ Denver, 11/19/07
55	Stephen Gostkowski, @ Minnesota, 9/27/20
55	Rob Bironas, vs. Denver, 10/3/10
55	Rob Bironas, vs. Houston, 12/29/13
55	George Blanda, vs. San Diego, 12/3/61
54	Stephen Gostkowski, @ Minnesota, 9/27/20
54	George Blanda, @ Oakland, 12/9/62
54	Skip Butler, @ Buffalo, 9/19/76
54	Al Del Greco, vs. Kansas City, 9/20/92
54	Ryan Succop, @ Buffalo, 10/7/18

Longest Field Goal, Opponent

64	Matt Prater, @ Denver, 12/8/13
----	--------------------------------



INDIVIDUAL RECORDS: SCORING

56	Jason Myers, @ Jacksonville, 12/24/16
56	Jason Elam, Denver, 11/26/95
55	Chris Bahr, @ Cincinnati, 9/23/79
55	Matt Stover, Cleveland, 11/17/91
54	(eight times, last by Ka'imi Fairbairn, @ Houston, 11/24/24)

Highest Field Goal Percentage, Career (100 made)

85.7	Rob Bironas, 2005-13, (239 of 279)
83.6	Ryan Succop, 2014-19 (117 of 140)
83.4	Al Del Greco, 1991-2000, (246 of 295)

Highest Field Goal Percentage, Season

96.7	Nick Folk, 2023 (29 of 30)
95.5	Nick Folk, 2024 (21 of 22)
92.3	Al Del Greco, 1998 (36 of 39)
92.3	Rob Bironas, 2010 (24 of 26)
91.7	Ryan Succop, 2016 (22 of 24)
90.6	Rob Bironas, 2011 (29 of 32)
89.7	Rob Bironas, 2007 (35 of 39)
87.9	Rob Bironas, 2008 (29 of 33)
87.5	Ryan Succop, 2015 (14 of 16)
87.1	Gary Anderson, 2003 (27 of 31)
87.1	Al Del Greco, 1995 (27 of 31)
86.7	Ryan Succop, 2018 (26 of 30)

SAFETIES

Most Safeties, Career

2	Elvin Bethea (1968-83)
2	James Young (1977-79)

Most Safeties, Game (Individual)

1	Many times, last by Harold Landry III at Houston (11/24/24), sack in end zone
---	---

INDIVIDUAL RECORDS: RUSHING

Most Seasons Leading Team

8	Eddie George, 1996-2003
7	Derrick Henry, 2017-23
6	Earl Campbell, 1978-84
6	Chris Johnson, 2008-13
4	Mike Rozier, 1985-90

Most Consecutive Seasons Leading Team

8	Eddie George, 1996-2003
7	Derrick Henry, 2017-23
6	Earl Campbell, 1978-83
6	Chris Johnson, 2008-13
4	Mike Rozier, 1985-88

ATTEMPTS

Career

2,733	Eddie George, 1996-2003
2,030	Derrick Henry, 2016-23
1,979	Earl Campbell, 1978-84
1,742	Chris Johnson, 2008-13
1,000	Lorenzo White, 1988-94
910	Mike Rozier, 1985-90
907	Charles Tolar, 1960-66
773	Hoyle Granger, 1966-70, 72

Season

403	Eddie George, 2000
378	Derrick Henry, 2020
373	Earl Campbell, 1980
368	Earl Campbell, 1979
361	Earl Campbell, 1981

Game

39	Earl Campbell, vs. Seattle, 10/11/81
38	Earl Campbell, @ Kansas City, 10/12/80
37	Earl Campbell, vs. Cincinnati, 10/4/81

Game, Opponent

39	Corey Dillon, @ Cincinnati, 12/4/97
34	Rodney Hampton, N.Y. Giants, 11/21/94
33	Le'Veon Bell, Pittsburgh, 11/17/14
32	Greg Pruitt, Cleveland, 12/3/81
32	Tony Collins, @ New England, 11/28/82
32	Melvin Gordon, @ San Diego, 11/6/16

YARDS GAINED

Career

10,009	Eddie George, 1996-2003
9,502	Derrick Henry, 2016-23
8,574	Earl Campbell, 1978-84
7,965	Chris Johnson, 2008-13
4,079	Lorenzo White, 1988-94
3,514	Hoyle Granger, 1966-70, 72
3,439	Steve McNair, 1995-05
3,426	Mike Rozier, 1985-90

Season

2,027	Derrick Henry, 2020
2,006	Chris Johnson, 2009
1,934	Earl Campbell, 1980
1,697	Earl Campbell, 1979
1,540	Derrick Henry, 2019
1,538	Derrick Henry, 2022
1,509	Eddie George, 2000
1,450	Earl Campbell, 1978

Season, Rookie

1,450	Earl Campbell, 1978
1,368	Eddie George, 1996
1,228	Chris Johnson, 2008
947	Rodney Thomas, 1995
756	Sid Blanks, 1964
652	Rob Carpenter, 1977

Game

250	Derrick Henry @ Houston, 1/3/21
238	Derrick Henry vs. Jacksonville, 12/6/18
228	Chris Johnson vs. Jacksonville, 11/1/09
219	Derrick Henry @ Houston, 10/30/22
216	Billy Cannon, @ N.Y. Titans, 12/10/61
216	Eddie George, vs. Oakland, 8/31/97
215	Derrick Henry, at Jacksonville, 12/13/20
212	Derrick Henry, vs. Houston, 10/18/20
211	Derrick Henry, @ Houston, 12/29/19
206	Earl Campbell, @ Chicago, 11/16/80

Game, Opponent

246	Corey Dillon, @ Cincinnati, 12/4/97
218	Jonathan Taylor, @ Indianapolis, 12/22/24

215	Eric Dickerson, @ L.A. Rams, 12/9/84
204	Le'Veon Bell, Pittsburgh, 11/17/14
201	James Brooks, @ Cincinnati, 12/23/90

Longest Run

99	Derrick Henry vs. Jacksonville, 12/6/18 (TD)
94	Derrick Henry vs. Houston, 10/18/20 (TD)
94	Chris Johnson vs. N.Y. Jets, 12/17/12 (TD)
91	Chris Johnson vs. Houston, 9/20/09 (TD)
91	Sid Blanks vs. N.Y. Jets, 12/13/64 (TD)
89	Chris Johnson vs. Jacksonville, 11/1/09 (TD)
87	Marcus Mariota vs. Jacksonville, 12/6/15 (TD)
85	Chris Johnson vs. Arizona, 11/29/09 (TD)
83	Chris Johnson @ Buffalo, 10/21/12 (TD)
81	Earl Campbell vs. Miami, 11/20/78 (TD)

Longest Run, Opponent

97	Lamar Miller, @ Houston, 11/26/18 (TD)
92	Dameon Pierce, vs. Houston, 1/5/25 (TD)
91	Wilbert Montgomery, @ Philadelphia, 12/19/82 (TD)
80	Donald Brown, @ Indianapolis, 12/18/11 (TD)
80	Maurice Jones-Drew, vs. Jacksonville, 11/1/09 (TD)
80	Corey Dillon at Cincinnati, 10/8/2000 (TD)
80	Wray Carlton, vs. Buffalo, 12/5/65 (TD)

Most Seasons, 1,000 or More Yards

7	Eddie George, 1996-2000, 2002-03
6	Chris Johnson, 2008-13
5	Earl Campbell, 1978-81, 1983
5	Derrick Henry, 2018-20, 2022-23
1	10 players, last by Tony Pollard in 2024



INDIVIDUAL RECORDS: RUSHING

Most Consecutive Seasons, 1,000 or More Yards

6	Chris Johnson, 2008-13
5	Eddie George, 1996-2000
4	Earl Campbell, 1978-81
3	Derrick Henry, 2018-20
2	Eddie George, 2002-03
2	Derrick Henry, 2022-23

Most Games, 200 or More Yards, Season

4	Earl Campbell, 1980
3	Derrick Henry, 2020

Most Games, 100 or More Yards, Career

39	Earl Campbell, 1978-84
38	Derrick Henry, 2016-23
36	Eddie George, 1996-03
35	Chris Johnson, 2008-13
11	Hoyle Granger, 1966-70, 1972
8	Mike Rozier, 1985-90

Most Games, 100 or More Yards, Season

12	Chris Johnson, 2009
11	Earl Campbell, 1979
10	Earl Campbell, 1980
10	Derrick Henry, 2020
9	Derrick Henry, 2022
8	Chris Johnson, 2010
8	Eddie George, 1997
7	Hoyle Granger, 1967
7	Earl Campbell, 1978, 1983

Most Consecutive Games, 100 or More Yards

12	Chris Johnson, 2009-10
7	Earl Campbell, 1979
6	Earl Campbell, 1980
5	Eddie George, 1998
5	Derrick Henry, 2022
5	Derrick Henry, 2021

AVERAGE GAIN

Career (Minimum 750 attempts)

4.68	Derrick Henry (2016-23)
4.57	Chris Johnson (2008-13)
4.56	Hoyle Granger (1966-70, 1972)
4.33	Earl Campbell (1978-84)
4.08	Lorenzo White (1988-94)

Season

5.60	Chris Johnson, 2009
5.36	Derrick Henry, 2020
5.21	Sid Blanks, 1964
5.18	Earl Campbell, 1980
5.14	Gary Brown, 1993
5.08	Derrick Henry, 2019
5.05	Hoyle Granger, 1967

TOUCHDOWNS

Career

90	Derrick Henry, 2016-23
73	Earl Campbell, 1978-84
64	Eddie George, 1996-2003
50	Chris Johnson, 2008-13
36	Steve McNair, 1995-2005
29	Lorenzo White, 1988-94
27	Mike Rozier, 1985-90

Season

19	Earl Campbell, 1979
17	Derrick Henry, 2020
16	Derrick Henry, 2019
15	LenDale White, 2008
14	Eddie George, 2000
14	Chris Johnson, 2009

Season, Rookie

13	Earl Campbell, 1978
----	---------------------

Game

4	Derrick Henry, vs. Jacksonville, 12/6/18
4	Earl Campbell, vs. Miami, 11/20/78
4	Lorenzo White, vs. Cleveland, 12/9/90

Game, Opponent

4	Corey Dillon, @ Cincinnati, 12/4/97
3	13 times, last by Jonathan Taylor, @ Ind., 12/22/24

Most Consecutive Games, Rushing Touchdown

6	Earl Campbell, 9/4/83–10/16/83
5	Derrick Henry, 9/27/20–11/1/20
5	Derrick Henry, 11/3/19–12/8/19
5	Earl Campbell, 9/16/79–10/14/79
5	DeMarco Murray, 10/16/16–11/13/16
4	(Nine times, last by Derrick Henry, 9/19/22–10/9/22)

INDIVIDUAL RECORDS: PASSING

Most Seasons Leading Team

10	Warren Moon, 1984-93
9	Dan Pastorini, 1971-79
8	Steve McNair, 1997-2003, 2005

Most Consecutive Seasons Leading Team

10	Warren Moon, 1984-93
9	Dan Pastorini, 1971-79
7	George Blanda, 1960-66
7	Steve McNair, 1997-2003

ATTEMPTS

Career

4,546	Warren Moon, 1984-93
3,871	Steve McNair, 1995-2005
2,784	George Blanda, 1960-66
2,767	Dan Pastorini, 1971-79
1,853	Ryan Tannehill, 2019-23
1,765	Marcus Mariota, 2015-19
1,190	Vince Young, 2006-10
1,081	Kerry Collins, 2006-10
824	Pete Beathard, 1967-69
739	Ken Stabler, 1980-81

Season

655	Warren Moon, 1991
584	Warren Moon, 1990
531	Ryan Tannehill, 2021
520	Warren Moon, 1993
518	Matt Hasselbeck, 2011
505	George Blanda, 1964
492	Steve McNair, 1998
492	Steve McNair, 2002

Game

68	George Blanda, @ Buffalo, 11/1/64
60	George Blanda, vs. Oakland, 11/7/65
60	Billy Volek, @ Oakland, 12/19/04

Game, Opponent

68	Patrick Mahomes, @ Kansas City, 11/6/22
61	Colt McCoy, @ Cleveland, 10/2/11
59	Peyton Manning, @ Denver, 12/8/13
54	Matt Barkley, @ Chicago, 11/27/16
54	Blake Bortles, Jacksonville, 10/27/16
54	Matt Schaub, Houston, 12/19/10
54	Eric Zeier, @ Cleveland, 11/5/95

COMPLETIONS

Career

2,632	Warren Moon, 1984-93
2,305	Steve McNair, 1995-2005
1,426	Dan Pastorini, 1971-79
1,347	George Blanda, 1960-66
1,234	Ryan Tannehill, 2019-23
1,110	Marcus Mariota, 2015-19
689	Vince Young, 2006-10
613	Kerry Collins, 2006-10
458	Ken Stabler, 1980-81

Season

404	Warren Moon, 1991
362	Warren Moon, 1990
357	Ryan Tannehill, 2021
319	Matt Hasselbeck, 2011
315	Ryan Tannehill, 2020
303	Warren Moon, 1993
301	Steve McNair, 2002
293	Ken Stabler, 1980

Game

41	Warren Moon, vs. Dallas, 11/10/91
40	Billy Volek, @ Oakland, 12/19/04



INDIVIDUAL RECORDS: PASSING

39	Billy Volek, @ San Diego, 10/3/04
37	George Blanda, @ Buffalo, 11/1/64
36	Ryan Fitzpatrick, vs. Arizona, 12/15/13
36	Warren Moon, vs. Seattle, 11/7/93

Game, Opponent

43	Patrick Mahomes, @ Kansas City, 11/6/22
40	Colt McCoy, @ Cleveland, 10/2/11
39	Peyton Manning, @ Denver, 12/8/13
37	Peyton Manning, @ Indianapolis, 11/3/02
36	Tim Couch, Cleveland, 9/22/02
36	Peyton Manning, Indianapolis, 10/11/09
36	Drew Brees, New Orleans, 12/11/11
36	Patrick Mahomes, Kansas City, 11/10/19
36	Nick Foles, Chicago, 11/8/20

Consecutive Completions in a Game (Since 1997)

19	Marcus Mariota, @ Houston, 11/26/18
15	Marcus Mariota, vs. Philadelphia, 9/30/18

Consecutive Completions to Begin a Game (Since 1997)

19	Marcus Mariota, @ Houston, 11/26/18
11	Will Levis , @ Houston, 11/24/24
11	Ryan Tannehill, vs. Kansas City, 10/24/2021
10	Marcus Mariota, vs. Green Bay, 11/13/16
10	Steve McNair, @ New England, 9/20/98

COMPLETION PERCENTAGE

Career (Minimum 1,500 attempts)

66.6	Ryan Tannehill, 2019-23 (1,234 of 1,853)
62.9	Marcus Mariota, 2015-19 (1,110 of 1,765)
59.5	Steve McNair, 1995-2005 (2,305 of 3,871)
57.9	Warren Moon, 1984-93 (2,632 of 4,546)
51.5	Dan Pastorini, 1971-79 (1,426 of 2,767)
48.4	George Blanda, 1960-66 (1,347 of 2,784)

Season

70.3	Ryan Tannehill, 2019 (201 of 286)
68.9	Marcus Mariota, 2018 (228 of 331)
67.2	Ryan Tannehill, 2021 (357 of 531)
65.6	Cody Carlson, 1992 (149 of 227)
65.5	Ryan Tannehill, 2020 (315 of 481)
65.2	Ryan Tannehill, 2022 (212 of 325)
64.7	Warren Moon, 1992 (224 of 346)
64.5	Ken Stabler, 1980 (293 of 454)
63.2	Chris Chandler, 1995 (225 of 356)
63.1	Will Levis , 2024 (190 of 301)
62.6	Steve McNair, 2000 (248 of 396)

Game (Min. 20 attempts)

95.7	Marcus Mariota, @ Houston, 11/26/18 (22 of 23)
88.5	Chris Chandler, @ Cincinnati, 9/24/95 (23 of 26)
85.7	Ken Stabler, vs. Baltimore, 9/21/80 (18 of 21)
83.3	Ryan Tannehill, vs. L.A. Chargers, 9/17/23 (20 of 24)
82.6	Steve McNair, vs. Indianapolis, 12/8/02 (19 of 23)
82.6	Warren Moon, vs. Miami, 10/1/89 (19 of 23)
82.1	Ken Stabler, @ Cleveland, 9/15/80 (23 of 28)
81.8	Marcus Mariota, vs. Jacksonville, 10/27/16 (18 of 22)
81.5	Ryan Tannehill, @ Green Bay, 11/17/22 (22 of 27)
81.0	Ryan Tannehill, @ Indianapolis, 10/2/22 (17 of 21)

YARDS GAINED

Career

33,685	Warren Moon, 1984-93
27,141	Steve McNair, 1995-2005
19,149	George Blanda, 1960-66
16,846	Dan Pastorini, 1971-79
14,447	Ryan Tannehill, 2019-23
13,207	Marcus Mariota, 2015-19
8,098	Vince Young, 2006-10
6,804	Kerry Collins, 2006-10
5,190	Ken Stabler, 1980-81
5,128	Pete Beathard, 1967-69

Season

4,690	Warren Moon, 1991
4,689	Warren Moon, 1990
3,819	Ryan Tannehill, 2020
3,734	Ryan Tannehill, 2021
3,631	Warren Moon, 1989
3,571	Matt Hasselbeck, 2011
3,489	Warren Moon, 1986
3,485	Warren Moon, 1993

Game

527	Warren Moon, @ Kansas City, 12/16/90
492	Billy Volek, @ Oakland, 12/19/04
464	George Blanda, @ Buffalo, 10/29/61
457	Jacky Lee, @ Boston, 10/13/61
432	Warren Moon, vs. Dallas, 11/10/91

Game, Opponent

446	Patrick Mahomes, @ Kansas City, 11/6/22
446	Patrick Mahomes, Kansas City, 11/10/19
425	Peyton Manning, @ Indianapolis, 12/5/04
407	Tom Flores, @ Oakland, 12/22/63
406	Tony Romo, @ Dallas, 10/10/10
397	Peyton Manning, @ Denver, 12/8/13
397	Matt Ryan, @ Atlanta, 9/29/19
393	Andrew Luck, @ Indianapolis, 9/28/14
389	Drew Brees, @ New Orleans, 11/8/15

389	Jim McMahon, @ San Diego, 9/17/89
-----	-----------------------------------

Most Seasons, 3,000 or More Passing Yards

6	Warren Moon, 1984-93
5	Steve McNair, 1998, 2001-03, 2005
3	George Blanda, 1961, 1963-64

Most Games, 400 or More Passing Yards, Career

4	Warren Moon, 1984-93
2	Billy Volek, 2000-06
2	George Blanda, 1960-66
1	Ryan Fitzpatrick, 2013
1	Jacky Lee, 1960-63; 1966-67
1	Steve McNair, 1995-2005

Most Games, 400 or More Passing Yards, Season

2	Billy Volek, 2004
2	George Blanda, 1961
2	Warren Moon, 1991

Most Games, 300 or More Passing Yards, Career

38	Warren Moon, 1984-93
15	George Blanda, 1960-66
10	Steve McNair, 1995-2005

Most Games, 300 or More Passing Yards, Season

9	Warren Moon, 1990
6	Warren Moon, 1991

Most Consecutive Games, 300 or More Passing Yards

4	Warren Moon, 1990
3	George Blanda, 1964
3	Warren Moon, 1985
3	Warren Moon, 1991

Longest Pass Completion (All TDs)

98	Will Levis (to Nick Westbrook-Ikhine), vs. Minnesota, 11/17/24
98	Jacky Lee (to Willard Dewveall), vs. S.D., 11/25/62
95	George Blanda (to Dick Compton), vs. Buffalo, 12/5/65
92	Jacky Lee (to Bill Groman), vs. Denver, 11/20/60

Longest Pass Completion, Opponent (All TDs)

94	Jack Kemp (to Glenn Bass), Buffalo, 10/11/64
90	John McCormick (to Bob Scarpitto), @ Den 10/17/65

TOUCHDOWN PASSES

Career

196	Warren Moon, 1984-93
165	George Blanda, 1960-66
156	Steve McNair, 1995-2005
96	Dan Pastorini, 1971-79
93	Ryan Tannehill, 2019-23

Season

36	George Blanda, 1961
33	Warren Moon, 1990



INDIVIDUAL RECORDS: PASSING

33	Ryan Tannehill, 2020
27	George Blanda, 1962
26	Marcus Mariota, 2016
24	Steve McNair, 2003
24	George Blanda, 1963
24	George Blanda, 1960

Game

7*	George Blanda, vs. N.Y. Titans, 11/19/61
6	George Blanda, vs. N.Y. Titans, 10/14/62
5	Steve McNair, vs. Jacksonville, 12/26/99
5	Warren Moon, @ Cincinnati, 10/11/92
5	Warren Moon, @ Cleveland, 11/18/90
5	Warren Moon, vs. Cincinnati, 10/14/90

* Tied for NFL record

Game, Opponent

6	Tom Flores, @ Oakland, 12/22/63
6	Tom Brady, @ New England, 10/18/09
6	Ryan Fitzpatrick, @ Houston, 11/30/14
5	Joe Namath, @ N.Y. Jets, 9/18/66
5	Craig Morton, @ Dallas, 12/20/70
5	Jim Kelly, Buffalo, 9/24/89
5	Kerry Collins, @ Oakland, 12/19/04
5	Ben Roethlisberger, @ Pittsburgh, 10/9/11
5	Blake Bortles, Jacksonville, 12/6/15

Most Consecutive Games, Touchdown Pass

23	Steve McNair, 2001-2002
21	Warren Moon, 1990-91
17	Warren Moon, 1992-93
15	George Blanda, 1963-64
14	George Blanda, 1964-65
14	Ryan Tannehill, 2020-21

HAD INTERCEPTED

Career

189	George Blanda, 1960-66
166	Warren Moon, 1984-93
139	Dan Pastorini, 1971-79

Season

42	George Blanda, 1962
28	Ken Stabler, 1980
26	Warren Moon, 1986

Game

6	George Blanda, @ Buffalo, 9/9/62
6	George Blanda, vs. Denver, 11/14/65

Game, Opponent

6	Joe Namath, @ N.Y. Jets, 10/15/67
6	Joe Ferguson, @ Buffalo, 11/10/74
6	Bobby Hebert, Atlanta, 12/5/93
5	Rick Norton, @ Miami, 11/23/69
5	Keith Null, St. Louis, 12/13/09

Most Consecutive Passes Attempted, No INT's

205	Marcus Mariota, 2018-19
161	Kerry Collins, 2008
159	Jake Locker, 2012-13
154	Billy Joe Tolliver, 1994

Most Attempts, No Interceptions, Game

58	Billy Volek, @ San Diego, 10/3/04
56	Warren Moon, vs. Dallas, 11/10/91

Season (minimum 14 att. per team game)

117.5	Ryan Tannehill, 2019
106.5	Ryan Tannehill, 2020
100.4	Steve McNair, 2003
96.8	Warren Moon, 1990
95.6	Marcus Mariota, 2016
94.6	Ryan Tannehill, 2022
92.3	Marcus Mariota, 2018
91.5	Marcus Mariota, 2015
91.3	George Blanda, 1961
90.2	Steve McNair, 2001

Game (minimum 20 attempts)

158.3	Chris Chandler, @ Cincinnati, 9/24/95
149.8	Marcus Mariota, vs. Green Bay, 11/13/16
148.1	Marcus Mariota, vs. Jacksonville, 10/27/16
147.7	Marcus Mariota, @ Houston, 11/26/18
146.8	Steve McNair, vs. Houston, 10/12/03
146.1	Warren Moon, @ Cleveland, 11/18/90
145.8	Ryan Tannehill, vs. Detroit, 12/20/20
145.7	Ryan Tannehill, vs. Jacksonville, 9/20/20
145.1	Warren Moon, vs. Buffalo, 11/26/90
143.1	Chris Chandler, vs. Denver, 11/26/95

PASSER RATING

Career (minimum 1,500 attempts)

97.8	Ryan Tannehill, 2019-23
89.6	Marcus Mariota, 2015-19
83.3	Steve McNair, 1995-05
80.4	Warren Moon, 1984-93
62.5	George Blanda, 1960-66
61.0	Dan Pastorini, 1971-79

INDIVIDUAL RECORDS: PASS RECEIVING

RECEPTIONS

Most Seasons Leading Team

7	Ken Burrough, 1971-81
5	Haywood Jeffires, 1987-95
5	Frank Wycheck, 1996-2000

Most Consecutive Seasons Leading Team

6	Ken Burrough, 1974-79
5	Frank Wycheck, 1996-2000
4	Delanie Walker, 2014-2017
4	Charlie Hennigan, 1961-64
4	Derrick Mason, 2001-04
3	A.J. Brown, 2019-21
3	Alvin Reed, 1968-70

Career

542	Ernest Givins, 1986-94
515	Haywood Jeffires, 1987-95
482	Frank Wycheck, 1995-2003

480	Drew Hill, 1985-91
453	Derrick Mason, 1997-2004
410	Charlie Hennigan, 1960-66
408	Ken Burrough, 1971-81

Season

101	Charlie Hennigan, 1964
100	Haywood Jeffires, 1991
96	Derrick Mason, 2004
95	Derrick Mason, 2003
94	Delanie Walker, 2015
94	Kendall Wright, 2013
90	Drew Hill, 1991
90	Haywood Jeffires, 1992

Game

13	Charlie Hennigan, @ Boston, 10/13/61
13	Haywood Jeffires, @ N.Y. Jets, 10/13/91

13	Drew Bennett, @ Oakland, 12/19/04
12	Sid Blanks, @ San Diego, 9/12/64
12	Charlie Hennigan, @ Buffalo, 11/1/64
12	Charlie Hennigan, vs. Boston, 11/29/64
12	Derrick Mason, vs. Baltimore, 11/12/01
12	Derrick Mason, @ NYG, 12/1/02
12	Derrick Mason, @ San Diego, 10/3/04
12	Drew Bennett, vs. KC, 12/13/04
12	Kendall Wright, vs. Arizona, 12/15/13

Game, Opponent

14	Courtney Hawkins, @ Pittsburgh, 11/1/98
13	Priest Holmes, @ Baltimore, 10/11/98



INDIVIDUAL RECORDS: PASS RECEIVING

12	Cris Carter, @ Minnesota, 10/8/95
12	Brian Westbrook, @ Philadelphia, 11/19/06
12	Chad Johnson, @ Cincinnati, 11/25/07
12	Reggie Wayne, @ Indianapolis, 12/30/07
12	Jordy Nelson, @ Green Bay, 11/13/16
12	Michael Thomas, New Orleans, 12/22/19
12	Stefon Diggs, @ Buffalo, 9/19/22

Most Consecutive Games, Pass Reception

99	Frank Wycheck, 1996-2002
83	Delanie Walker, 2013-19
82	Ernest Givins, 1988-93
82	Charlie Hennigan, 1960-66
80	Ken Burrough, 1971-78
76	Drew Hill, 1986-91
71	Nate Washington, 2009-13
63	Kendall Wright, 2012-16
58	Bob McLeod, 1961-66
55	Charley Frazier, 1962-68

Most Seasons, 50 or More Pass Receptions

8	Ernest Givins, 1986-93
6	Drew Hill, 1985-86, 1988-91
6	Haywood Jeffires, 1990-95
6	Frank Wycheck, 1996-2001
5	Delanie Walker, 2013-17
5	Derrick Mason, 2000-04
4	Charlie Hennigan, 1961-64
3	A.J. Brown, 2019-21
3	Curtis Duncan, 1990-92
3	Kendall Wright, 2012-14

YARDS

Career

7,935	Ernest Givins, 1986-94
7,477	Drew Hill, 1985-91
6,907	Ken Burrough, 1971-81
6,823	Charlie Hennigan, 1960-66
6,119	Haywood Jeffires, 1987-95

Season

1,746	Charlie Hennigan, 1961
1,561	Charlie Hennigan, 1964

Game

272	Charlie Hennigan, @ Boston, 10/13/61
245	Haywood Jeffires, @ Kansas City, 12/16/90
233	Drew Bennett, vs. Kansas City, 12/13/04
232	Charlie Hennigan, @ Buffalo, 10/29/61
225	Kenny Britt, vs. Philadelphia, 10/24/10
210	Drew Hill, @ Indianapolis, 12/22/85

Game, Opponent

247	Art Powell, @ Oakland, 12/22/63
238	DeAndre Hopkins, @ Houston, 11/30/14
212	Don Maynard, @ N.Y. Jets, 10/20/69
210	Bake Turner, N.Y. Jets, 11/10/63

Longest Pass Reception (All TDs)

98	Nick Westbrook-Ikhine, vs. Minnesota, 11/17/24
98	Willard Dewveall, vs. San Diego, 11/25/62
95	Dick Compton, vs. Buffalo, 12/5/65
92	Bill Groman, vs. Denver, 11/20/60

Longest Pass Reception, Opponent (All TDs)

94	Glenn Bass, Buffalo, 10/11/64
90	Bob Scarpitto, @ Denver 10/17/65
86	Warrick Dunn, @ Atlanta, 11/23/03

Most Seasons, 1,000 or More Yards Pass Receiving, Career

4	Derrick Mason, 2001-04
3	Charlie Hennigan, 1960-66
3	Drew Hill, 1985-91

Most Cons. Seasons, 1,000 or More Yards Pass Rec., Career

4	Derrick Mason, 2001-04
2	A.J. Brown, 2019-20
2	Charlie Hennigan, 1963-64
2	Tim Smith, 1983-84

Most Games, 100 or More Yards Pass Receiving, Career

26	Charlie Hennigan, 1960-66
24	Drew Hill, 1985-91
18	Ernest Givins, 1986-94

Most Games, 100 or More Yards Pass Receiving, Season

9	Charlie Hennigan, 1964
---	------------------------

TOUCHDOWNS

Career

51	Charlie Hennigan, 1960-66
47	Ken Burrough, 1971-81
47	Drew Hill, 1985-91
47	Haywood Jeffires, 1987-95
46	Ernest Givins, 1986-94

Season

17	Bill Groman, 1961
12	Bill Groman, 1960
12	Charlie Hennigan, 1961
12	Charles Frazier, 1966

Game

3	18 times, last by DeAndre Hopkins, vs. Atlanta, 10/29/23
---	--

Game, Opponent

4	Art Powell, @ Oakland, 12/22/63
4	Bob Hayes, @ Dallas, 12/20/70
3	13 times, last by Stefon Diggs, @ Buffalo, 9/19/22

Most Consecutive Games Catching TD Pass

8	Bill Groman, 10/1/1961–11/19/1961
6	Bill Groman, 10/16/1960–11/25/1960
5	A.J. Brown, 10/13/2020–11/8/2020
5	Kenny Britt, 9/26/2010–10/24/2010
5	Chris Sanders, 11/12/1995–12/10/1995
5	Ken Burrough, 11/6/1977–12/4/1977

4	Nick Westbrook-Ikhine, 10/13/24–11/3/2024
4	Kenny Britt, 12/26/2010–9/18/2011
4	Justin McCareins, 11/9/2003–12/1/2003
4	Kevin Dyson, 11/4/2001–11/25/2001
4	Willie Davis, 9/1/1996–09/29/1996
4	Curtis Duncan, 10/25/1987–11/15/1987
4	Dave Casper, 9/19/1982–12/5/1982
4	Charlie Hennigan, 11/19/1961–12/10/1961

RECEIVING AVERAGE

Career (minimum 200 receptions)

16.9	Ken Burrough, 1971-81
16.6	Charlie Hennigan, 1960-66
15.6	Drew Hill, 1985-91
15.1	Tim Smith, 1980-86
15.0	Nate Washington, 2009-14
14.8	Drew Bennett, 2001-06
14.6	Ernest Givins, 1986-94
13.8	Corey Davis, 2017-20
13.5	Derrick Mason, 1997-04

Season (minimum 32 receptions per 16 games)

23.5	Chris Sanders, 1995
23.5	Bill Groman, 1961
22.0	Charlie Joiner, 1971
21.3	Charlie Hennigan, 1961
20.5	Bill Groman, 1960
20.2	A.J. Brown, 2019
20.2	Drew Hill, 1987
20.1	Ken Burrough, 1975
19.8	Charley Frazier, 1966

Game (minimum 3 receptions)

60.7	Bill Groman, vs. Den, 11/20/60 (3 rec.)
46.3	Willard Dewveall, at SD, 11/25/62 (3 rec.)
44.7	Bill Groman, vs. Den, 11/05/61 (3 rec.)
42.0	Ernest Givins, at Cle, 11/22/87 (3 rec.)
41.3	Drew Bennett, at Ind, 12/05/04 (3 rec.)
40.7	Derrick Mason, vs. Cle, 12/02/01 (3 rec.)
40.0	Butch Woolfolk, vs. Mia, 09/08/85 (3 rec.)



INDIVIDUAL RECORDS: PUNTING

PUNTS

Career

923	Brett Kern, 2009-21
861	Craig Hentrich, 1998-09
522	Jim Norton, 1960-68
431	Cliff Parsley, 1977-82
316	Dan Pastorini, 1971-79
310	Greg Montgomery, 1988-93

Season

96	Rich Camarillo, 1994
93	Cliff Parsley, 1979
91	Cliff Parsley, 1978
90	Ryan Stonehouse, 2022
90	Craig Hentrich, 1999

Game

11	Rich Camarillo, vs. Pittsburgh, 11/6/94
11	Rich Camarillo, @ Pittsburgh, 12/3/95
10	10 times, last by Brett Kern, at Miami, 10/8/17

Game, Opponent

11	Wayne Crow, @ Oakland, 9/11/60
11	Dave Green, Tampa Bay, 9/12/76
11	Bob Parsons, Chicago, 11/6/77
11	Mark Royals, Pittsburgh, 11/6/94
11	Brad Maynard, Chicago, 11/14/04

Longest Punt

79	Brett Kern, vs. Indianapolis, 12/28/14
79	Jim Norton, vs. Kansas City, 11/22/64
78	Craig Hentrich, @ Pittsburgh, 1/2/2000
77	Greg Montgomery, @ San Diego, 9/19/93

Longest Punt, Opponent

78	Paul Maguire, @Buffalo, 9/21/69
78	Marv Bateman, @Buffalo, 9/19/76
74	Chris Hanson, Jacksonville, 11/20/05

AVERAGE GROSS YARDS

Career (minimum 250 attempts)

45.9	Brett Kern, 2009-21
43.6	Greg Montgomery, 1988-93

42.9	Craig Hentrich, 1998-2009
42.1	Jim Norton, 1960-68

Season

53.1*	Ryan Stonehouse, 2022
53.1	Ryan Stonehouse, 2023
50.6	Ryan Stonehouse, 2024
49.7	Brett Kern, 2017
47.6	Brett Kern, 2012
47.4	Brett Kern, 2015
47.2	Craig Hentrich, 1998
47.1	Brett Kern, 2019
47.1	Brett Kern, 2018
46.9	Greg Montgomery, 1992
46.8	Brett Kern, 2014

* Denotes NFL Record

Game (4 punts)

61.2	Ryan Stonehouse vs. L.A. Chargers, 9/17/23
60.5	Brett Kern, vs. Pittsburgh, 10/25/20
59.2	Greg Montgomery vs. Buffalo, 12/27/92
57.8	Ryan Stonehouse, vs. Indianapolis, 10/13/24
57.6	Greg Montgomery @ San Diego, 9/19/93
57.5	Craig Hentrich vs. Jacksonville, 11/4/01
57.3	Ryan Stonehouse @ Philadelphia, 12/4/22
57.0	Ryan Stonehouse, vs. N.Y. Giants, 9/11/22
56.8	Ryan Stonehouse, @ Tampa Bay, 11/12/23
56.8	Brett Kern vs. Seattle, 9/24/17

Game, Opponent (4 punts)

61.0	Jack Fox, @ Detroit, 10/27/24
58.3	Rohn Stark, @ Indianapolis, 9/13/92
55.4	Brad Maynard, vs. N.Y. Giants, 10/1/00
55.3	Dave Jennings, @ N.Y. Giants, 12/5/82
55.1	Paul Maguire, @ Buffalo, 9/21/69
55.0	Lee Johnson, vs. Cincinnati, 10/24/93
55.0	Chris Jones, vs. Dallas, 9/14/14

AVERAGE NET YARDS (SINCE 1976)

Career (minimum 250 attempts)

40.8	Brett Kern, 2009-21
37.2	Craig Hentrich, 1998-09
36.6	Greg Montgomery, 1988-93
32.3	Cliff Parsley, 1977-82

Season (minimum 40 attempts per 16 games)

44.6	Brett Kern, 2017
44.0	Ryan Stonehouse, 2022
43.9	Ryan Stonehouse, 2023
43.1	Brett Kern, 2019
41.7	Brett Kern, 2018
40.8	Brett Kern, 2014
40.4	Brett Kern, 2021
40.4	Brett Kern, 2012
40.3	Brett Kern, 2015
39.7	Brett Kern, 2013

Game (minimum 4 punts)

50.2	Brett Kern @ Miami, 10/8/17
50.0	Ryan Stonehouse @ L.A. Chargers, 11/10/24
49.8	Brett Kern vs. Kansas City, 11/10/19
49.8	Greg Montgomery vs. San Diego, 9/19/93
49.7	Brett Kern vs. Buffalo, 10/6/19
49.4	Greg Montgomery vs. Buffalo, 12/27/92
49.0	Brett Kern @ Jacksonville, 11/25/12
48.8	Brett Kern @ Baltimore, 11/9/14
48.7	Brett Kern vs. Houston, 10/26/14
48.6	Brett Kern @ San Diego, 9/16/12

Game, Opponent (minimum 4 punts)

59.5	Rohn Stark, @ Indianapolis, 9/13/92
56.2	Jack Fox, @ Detroit, 10/27/24
50.5	Logan Cooke, @ Jacksonville, 1/7/23
50.0	Pat McAfee, vs. Indianapolis, 9/27/15
49.8	Pat McAfee, @ Indianapolis, 12/9/12
49.5	Shane Lechler, vs. Oakland, 9/12/10
49.4	Matt Haack, @ Miami, 10/8/17
49.3	Josh Miller, vs. Pittsburgh, 11/21/99
49.0	Kevin Huber, @ Cincinnati, 9/21/14
48.4	Rigoberto Sanchez, vs. Indianapolis, 10/13/24
48.3	Pressley Harvin III, @ Pittsburgh, 11/2/23

INDIVIDUAL RECORDS: PUNT RETURNS

Most Seasons Leading Team

5	Carl Roaches, 1980-84
5	Derrick Mason, 1998-2001, 2004
4	Billy Johnson, 1974-80
4	Bobby Jancik, 1962-67

Most Consecutive Seasons Leading Team

5	Carl Roaches, 1980-84
4	Billy Johnson, 1974-80
4	Bobby Jancik, 1962-67
4	Derrick Mason, 1998-2001

PUNT RETURNS

Career

182	Derrick Mason, 1997-2004
155	Billy Johnson, 1974-80
151	Carl Roaches, 1980-84
104	Willie Drewrey, 1985-88, 1993
102	Marc Mariani, 2010-11, 2016

Season

51	Derrick Mason, 2000
47	Carl Roaches, 1980
46	Marc Mariani, 2011
41	Willie Drewrey, 1993
40	Billy Johnson, 1975
39	Carl Roaches, 1981
38	Billy Johnson, 1976

Game

8	Pacman Jones, @ Miami, 12/24/05
---	---------------------------------



INDIVIDUAL RECORDS: PUNT RETURNS

7	Billy Johnson, vs. Tampa Bay, 9/12/76
7	Willie Drewrey, vs. Indianapolis, 11/23/86
Game, Opponent	
8	Jim Smith, @ Pittsburgh, 9/9/79
7	Mike Fuller, San Diego, 12/17/78
7	Ron Fellows, Dallas, 12/13/82
7	Eric Metcalf, Cleveland, 11/8/92
7	Az-Zahir Hakim, St. Louis, 10/31/99

YARDS GAINED

Career	
2,040	Billy Johnson, 1974-80
1,590	Derrick Mason, 1997-2004
1,095	Carl Roaches, 1980-84
1,054	Marc Mariani, 2010-11, 2016
771	Willie Drewrey, 1985-88, 1993

Season	
662	Derrick Mason, 2000
612	Billy Johnson, 1975
539	Billy Johnson, 1977

Game	
160	Darius Reynaud, vs. Jacksonville, 12/30/12
127	Billy Johnson, vs. Cincinnati, 10/5/75
117	Derrick Mason, vs. Cleveland, 11/19/2000
113	Billy Johnson, @ San Francisco, 12/7/75
110	Billy Johnson, vs. Cleveland, 10/16/77
104	Billy Johnson, @ Cleveland, 9/22/74
104	Carl Roaches, @ Cincinnati, 9/28/80
103	Billy Johnson, vs. N.Y. Jets, 9/18/77
103	Marc Mariani, @ Carolina, 11/13/11

101	Pacman Jones, vs. New England, 12/31/06
Game, Opponent	
190	Kalif Raymond, @ Detroit, 10/27/24
161	Pete Athas, New Orleans, 10/3/76
154	Travis Benjamin, @ Cleveland, 9/20/15
133	Bruce Taylor, San Francisco, 11/15/70
126	Billy Johnson, Boston, 11/5/67
105	Britain Covey, @ Philadelphia, 12/4/22
105	Dennis Northcutt, Cleveland, 9/22/02
102	R.W. McQuarters, Chicago, 11/14/04
100	Jon Staggers, Green Bay, 11/19/72

Longest Punt Return (All TDs)	
90	Pacman Jones, @ Philadelphia, 11/19/06
87	Billy Johnson, vs. Cleveland, 10/16/77
87	Marc Mariani, vs. Washington, 11/21/10
83	Billy Johnson, vs. Miami, 11/16/75

Longest Return, Opponent (All TDs)	
93	Bill Baird, N.Y. Jets, 11/10/63
90	Kalif Raymond, @ Detroit, 10/27/24
85	Jon Staggers, Green Bay, 11/19/72
83	Phillip Buchanan, @ Oakland, 9/29/02
82	Keith Moody, Buffalo, 10/15/78
82	Corey Sawyer, Cincinnati, 9/25/94

YARDAGE AVERAGE

Career	
13.2	Billy Johnson, 1974-80

Season	
15.4	Billy Johnson, 1977

TOUCHDOWNS

Career	
5	Billy Johnson, 1974-80
4	Pacman Jones, 2005-06

Season	
3	Billy Johnson, 1975
3	Pacman Jones, 2006

Game	
2	Darius Reynaud, vs. Jacksonville (69 and 81 yards), 12/30/12
1	19 times, last by Tommie Campbell (65 yds), vs. Detroit, 9/23/12

Game, Opponent	
1	16 times, last by Kalif Raymond (90 yds), @ Detroit, 10/27/24

INDIVIDUAL RECORDS: KICKOFF RETURNS

KICKOFF RETURNS

Most Seasons Leading Team	
4	Billy Jancik, 1962-67
4	Billy Johnson, 1974-80
4	Carl Roaches, 1980-84

Most Consecutive Seasons Leading Team	
4	Billy Johnson, 1974-77

Career	
158	Bobby Jancik, 1962-67
156	Derrick Mason, 1997-2004
150	Carl Roaches, 1980-84
121	Billy Johnson, 1974-80
118	Marc Mariani, 2010-11, 2016
111	Mel Gray, 1995-97

Season	
60	Marc Mariani, 2010
53	Darius Reynaud, 2012

53	Mel Gray, 1995
50	Mel Gray, 1996
50	Bobby Wade, 2006
45	Bobby Jancik, 1963
43	Pacman Jones, 2005
42	Mike Archie, 1998
42	Derrick Mason, 2000

Game	
8	Bobby Jancik, vs. Boston, 12/8/63
8	Bobby Jancik, @ Oakland, 12/22/63
8	Jason McAddley, vs. Denver, 12/25/04

Game, Opponent	
9	Danny Amendola, St. Louis, 12/13/09
8	Brian Baschnagel, Chicago, 11/6/77
8	Antonio Chatman, @ Green Bay, 10/11/04
7	Bo Roberson, @ Oakland, 12/22/63
7	Glyn Milburn, Denver, 11/26/95

7	David Dunn, @ Cincinnati, 9/24/95
7	Aveion Cason, @ Detroit, 11/27/08
7	Deji Karim, @ Jacksonville, 10/18/10
7	Michael Walker, vs. Jacksonville, 11/24/19

YARDS GAINED

Career	
4,185	Bobby Jancik, 1962-67
3,496	Derrick Mason, 1997-2004
3,276	Carl Roaches, 1980-84
2,902	Billy Johnson, 1974-80
2,838	Marc Mariani, 2010-11, 2016
2,592	Mel Gray, 1995-97

Season	
1,530	Marc Mariani, 2010
1,317	Bobby Jancik, 1963
1,240	Darius Reynaud, 2012



INDIVIDUAL RECORDS: KICKOFF RETURNS

1,224 Mel Gray, 1996
1,194 Bobby Wade, 2006
1,183 Mel Gray, 1995
1,132 Derrick Mason, 2000
1,127 Pacman Jones, 2005

Game

240 Bobby Jancik, @ Oakland, 12/22/63
221 Bobby Jancik, vs. Boston, 12/8/63
209 Leon Washington, @ Denver, 12/8/13

Game, Opponent

217 Danny Amendola, St. Louis, 12/13/09
193 Sylvester Stamps, Atlanta, 10/25/87
188 Bethel Johnson, @ New England, 10/5/03
187 Tremain Mack, @ Cincinnati, 11/14/99
185 Brian Baschnagel, Chicago, 11/6/77
178 Glyn Milburn, Denver, 11/26/95

Longest Kickoff Return (All TDs)

105 Darius Reynaud, vs. Detroit, 9/23/12
104 Ken Hall, @ N.Y. Titans, 10/23/60
103 Bob Gresham, @ Cincinnati, 9/23/73
101 Derrick Mason, @ Cincinnati, 11/18/01
100 Marc Mariani (16 yards) & Tommie Campbell (84 yards), vs. Tampa Bay, 11/27/11
98 Marc Mariani, vs. Denver, 10/3/10

97 Carl Roaches, vs. Pittsburgh, 9/18/83
96 Carl Roaches, vs. Cincinnati, 10/4/81

Longest Kickoff Return, Opponent (All TDs)

107 Josh Huff, @ Philadelphia, 11/23/14
102 Jakeem Grant, @ Miami, 9/9/18
101 Eric Metcalf, Cleveland, 12/9/90
100 Art Baker, @ Buffalo, 9/9/62
100 Goldie Sellers, @ Denver, 10/2/66
99 Tremain Mack, @ Cincinnati, 11/14/99
99 LaRod Stephens-Howling, Arizona, 11/29/09
98 Alvis Whitted, Jacksonville, 12/26/99
97 Marc Logan, Miami, 10/1/89

AVERAGE YARDAGE

Career (75 returns)

26.5 Bobby Jancik, 1962-67
24.1 Marc Mariani, 2010-11, 2016
24.0 Billy Johnson, 1974-80
23.4 Mel Gray, 1995-97
22.4 Derrick Mason, 1997-2004
21.8 Carl Roaches, 1980-84

Season

31.7 Darius Jennings, 2018
31.3 Ken Hall, 1960
30.3 Bobby Jancik, 1962

TOUCHDOWNS

Career

2 Billy Johnson, 1974-80
2 Carl Roaches, 1980-84

Season

1 18 times, last by A.J. Brown, 2020

Game

1 18 times, last by A.J. Brown, @ Indianapolis, 11/29/20

Game, Opponent

1 13 times, last by Jakeem Grant, @ Miami, 9/9/18

INDIVIDUAL RECORDS: COMBINED YARDS

Combined Yards = Rushing + Receiving + Interception Returns + Kickoff Returns + Punt Returns + Fumble Returns

Career

12,153 Eddie George, 1996-03 (10,009 rushing, 2,144 receiving)
11,202 Derrick Mason, 1997-2004 (6,114 rec., 3,496 KO returns, 1,590 PR, 2 rushing)
10,960 Derrick Henry, 2016-23 (9,502 rushing, 1,458 receiving)
9,985 Chris Johnson, 2008-2013 (7,966 rushing, 2,003 receiving, 17 KO returns)
9,292 Earl Campbell, 1978-84 (8,574 rushing, 718 receiving)

8,704 Ernest Givins, 1986-94 (7,935 receiving, 397 PR, 345 rushing, 27 KO returns)
7,500 Drew Hill, 1985-91 (1 rushing, 7,477 receiving, 22 KO returns)
7,421 Ken Burrough, 1971-81 (6,907 receiving, 455 KO returns, 59 rushing)

Season

2,690 Derrick Mason, 2000 (1 rushing, 895 receiving, 1,132 kickoff returns, 662 punt returns)
2,509 Chris Johnson, 2009 (2,006 rushing, 503 receiving)
2,141 Derrick Henry, 2020 (2,027 rushing, 114 receiving)

2,043 Billy Cannon, 1961, (948 rushing, 586 receiving, 70 punt returns, 439 kickoff returns)
2,004 Derrick Mason, 2001, (1,128 receiving, 748 kick returns, 128 punt returns)
1,981 Earl Campbell, 1980, (1,934 rushing, 47 rec.)
1,962 Eddie George, 2000 (1,509 rushing, 453 rec.)

Game

373 Billy Cannon, @ N.Y. Titans, 12/10/61



INDIVIDUAL RECORDS: YARDS FROM SCRIMMAGE

Scrimmage Yards = Rushing + Receiving

Career

12,153	Eddie George, 1996-2003 (10,009 rushing, 2,144 receiving)
10,960	Derrick Henry, 2016-23 (9,502 rushing, 1,458 receiving)
9,968	Chris Johnson, 2008-2013 (7,966 rushing, 2,003 receiving)
9,292	Earl Campbell, 1978-1984 (8,574 rushing, 718 receiving)
8,280	Ernest Givins, 1986-1994 (345 rushing, 7,935 receiving)
7,478	Drew Hill, 1985-1991 (1 rushing, 7,477 receiving)

Season

*2,509	Chris Johnson, 2009 (2,006 rushing, 503 receiving)
2,141	Derrick Henry, 2020 (2,027 rushing, 114 receiving)
1,981	Earl Campbell, 1980 (1,934 rushing, 47 receiving)
1,962	Eddie George, 2000 (1,509 rushing, 453 receiving)
1,936	Derrick Henry, 2022 (1,538 rushing, 398 receiving)

* Denotes NFL Record

Game

330	Billy Cannon, @ N.Y. Titans, 12/10/61
284	Chris Johnson, vs. Houston, 9/20/09
272	Charlie Hennigan, @ Boston, 10/13/61
264	Derrick Henry, at Houston, 1/3/21
250	Derrick Henry, vs. Houston, 10/18/20
249	Eddie George, vs. Oakland, 12/9/99
245	Haywood Jeffires, @ Kansas City, 12/16/90
239	Chris Johnson, vs. Jacksonville, 11/1/09
238	Derrick Henry, vs. Jacksonville, 12/6/18
237	Derrick Henry, at Seattle, 9/19/21

INDIVIDUAL RECORDS: INTERCEPTIONS

Most Seasons Leading Team

5	Darryll Lewis, 1991-98
5	Kevin Byard, 2017-19, 2021-22
4	Michael Griffin, 2008, 2010-12
4	Samari Rolle, 1998-04
3	Jason McCourty, 2011-12, 2014
3	Jim Norton, 1960-68

Most Consecutive Seasons Leading Team

5	Darryll Lewis, 1994-98
---	------------------------

Career

45	Jim Norton, 1960-68
31	Cris Dishman, 1988-96
30	Freddy Glick, 1961-66
27	Kevin Byard, 2016-23
27	Tony Banfield, 1960-65
27	W.K. Hicks, 1964-69
27	Darryll Lewis, 1991-98
26	Mike Reinfeldt, 1976-83
25	Ken Houston, 1967-72
25	Michael Griffin, 2007-15
24	Zeke Moore, 1967-77
23	Willie Alexander, 1971-79
23	Samari Rolle, 1998-2004

Season

12	Freddy Glick, 1963
12	Mike Reinfeldt, 1979
10	Miller Farr, 1967

Game

3	Nine players, last by Kevin Byard, @ Cleveland, 10/22/17
---	--

Game, Opponent

4	Bobby Hunt, @ Kansas City, 10/4/64
3	Eight times, last by Glover Quin, @ Houston, 11/28/10

Consecutive Games Intercepted By

5	Pete Jaquess, 1964
4	Freddy Glick, 1963
4	Jim Norton, 1967
4	Miller Farr, 1967
4	Cris Dishman, 1991, 1993
4	Bo Orlando, 1991
4	Michael Griffin, 2010

YARDS GAINED

Career

650	Ken Houston, 1967-72
592	Jim Norton, 1960-68
540	Darryll Lewis, 1991-98
457	W.K. Hicks, 1964-69

Season

264	Miller Farr, 1967
220	Ken Houston, 1971
205	Mike Reinfeldt, 1979

Game

128	Miller Farr, @ N.Y. Jets, 10/15/67
115	Michael Griffin, vs. Pittsburgh, 12/21/08
109	Zach Brown, vs. Jacksonville, 12/30/12

Game, Opponent

177	Charlie McNeil, @ San Diego, 9/24/61
108	Bobby Hunt, @ Kansas City, 10/4/64
100	Rod Woodson, @ Oakland, 9/29/02

Longest Interception Return (All TDs)

99	Cortland Finnegan, vs. Houston, 9/21/08
98	Pete Jaquess, @ Oakland, 9/19/64
98	Darryll Lewis, @ Chicago, 10/22/95
97	Jordan Babineaux, @ Cleveland, 10/2/11
95	Willie Alexander, @ Green Bay, 9/25/77

Longest Interception Return, Opponent

98	Bob Suci, @ Boston, 11/1/63 (TD)
95	Marlon McCree, @ Houston, 12/21/03 (TD)
91	Booker Edgerson, @ Buffalo, 11/1/64 (TD)
86	Glen Edwards, Pittsburgh, 9/30/73 (TD)
86	Whitney Mercilus, Houston, 12/15/19
85	Adam Archuleta, @ St. Louis, 9/25/05 (TD)

82	Rod Woodson, @ Oakland, 9/29/02 (TD)
82	Kamu Grugier-Hill, Houston, 11/21/21

TOUCHDOWNS

Career

9	Ken Houston, 1967-72
5	Miller Farr, 1967-69
5	Darryll Lewis, 1991-98

Season

4	Ken Houston, 1971
---	-------------------

Game

2	Zach Brown, vs. Jacksonville, 12/30/12
2	Miller Farr, vs. Buffalo, 12/7/68
2	Ken Houston, vs. San Diego, 12/19/71

Game, Opponent

2	Lemar Parrish, Cincinnati, 12/17/72
1	many times, last by Jimmie Ward, at Indianapolis, 11/24/24



INDIVIDUAL RECORDS: SACKS

Career*

105.0	Elvin Bethea, 1968-83
74.5	Ray Childress, 1985-95
66.0	Jesse Baker, 1979-87

Season*

17.0	Elvin Bethea, 1973
15.5	Jesse Baker, 1979
15.0	William Fuller, 1991
14.5	Jevon Kearse, 1999

Game*

4.0	Ed Hussmann, vs. Dallas, 11/4/62
4.0	Ed Hussmann, vs. N.Y. Jets, 11/14/62
4.0	Elvin Bethea, @ San Diego, 10/17/76
4.0	Jesse Baker, vs. Kansas City, 9/16/79
4.0	William Fuller, vs. Pittsburgh, 11/28/93

3.5	Jason Jones, vs. Pittsburgh, 12/21/08
3.0	36 times, last by Harold Landry III , at Miami, 12/11/23

Consecutive Games, One or More Sacks*

8	Curley Culp, 1974-75
8	Jevon Kearse, 1999
7	Sean Jones, 1990
6	Jesse Baker, 1979
6	Jesse Baker, 1981-82
6	Jevon Kearse, 2003
5	Harold Landry III, 2021
5	Harold Landry III, 2019
5	Brian Orakpo, 2016
5	Sean Jones, 1992
5	William Fuller, 1991

Most Games with Two or More Sacks, Career*

26	Elvin Bethea, 1968-83
13	Jesse Baker, 1979-87
13	Ray Childress, 1985-95
12	Sean Jones, 1988-93
10	Jevon Kearse, 1999-2003

* Individual sacks became an official NFL statistic in 1982

INDIVIDUAL RECORDS: FUMBLE RETURNS

Opponents' Fumble Returned for TD's, Career

4	Keith Bulluck, 2000-09
3	Doug Cline, 1960-66
3	Marcus Robertson, 1991-2000
2	Johnny Peacock, 1969-70
2	Robert Lyles, 1984-90
2	Ray Childress, 1985-95
2	Cris Dishman, 1988-96
2	Antwan Odom, 2004-07
2	Jason McCourty, 2009-16
2	Wesley Woodyard, 2014-19

Opponents' Fumble Returned for TD's, Season

2	Doug Cline, 1961
2	Marcus Robertson, 1997
2	Antwan Odom, 2005

Opponents' Fumble Returned for TD's, Game

1	60 times, last by Kevin Byard at Jacksonville, 10/10/21
---	---

Longest Fumble Return (All TDs)

96	C.L. Whittington, @ New Orleans, 10/3/76
93	Robert Lyles, @ Cincinnati, 10/19/86
92	Cortland Finnegan, vs. Jacksonville, 12/17/06

INDIVIDUAL RECORDS: BLOCKED KICKS

Blocked Punts Returned for Touchdowns, Career

2	Cris Dishman, 1988-96
---	-----------------------

Blocked Punts Returned for Touchdowns, Game

1	13 times, last by Jason McCourty, vs. Indianapolis, 10/30/11
---	--

Blocked Field Goals Returned for Touchdowns, Game

1	Mark Johnston, 62 yards (11/26/61 vs. Denver)
---	---

1	Tony Banfield, 50 yards (12/9/62 vs. Oak.)
1	Ken Houston, 71 yards (10/15/67 @ N.Y. Jets)
1	Donald Mitchell, 69 yards (10/21/01 @ Detroit)
1	Tye Smith, 63 yards (12/1/19 @ Indianapolis)

Blocked Field Goal, Last Time

1	Denico Autry, at Miami, 12/11/23
---	----------------------------------

Blocked Punt, Last time

1	Tim Shaw vs. Pittsburgh, 10/11/12
---	-----------------------------------



TEAM RECORDS: GAMES WON & LOST

GAMES WON

Most Consecutive Games Won

13 (Dec. 16, 2007-Nov. 16, 2008)
11 (Oct. 17, 1993-Jan. 2, 1994)

Most Consecutive Games Without Defeat

13 (Dec. 16, 2007-Nov. 16, 2008)
11 (Oct. 13, 1961-Sept. 9, 1962)
11 (Oct. 17, 1993-Jan. 2, 1994)

Most Games Won, Season

13 (1999, 2000, 2008)
12 (1993, 2003, 2021)
11 (1962, 1979, 1980, 1991, 2002, 2020)

Most Consecutive Games Won, Season

11 (Oct. 17, 1993-Jan. 2, 1994)

Most Consecutive Games Won, Start of Season

10 (Sept. 7-Nov. 16, 2008)
5 (Sept. 14-Oct. 18, 2020)
3 (Sept. 12-Sept. 26, 1999)
3 (Sept. 1-Sept. 16, 1991)

Most Consecutive Games Won, End of Season

11 (Oct. 17, 1993-Jan. 2, 1994)

Most Consecutive Games Without Defeat, Season

11 (Oct. 17, 1993-Jan. 2, 1994)

Most Consecutive Games w/out Defeat, Start of Season

10 (Sept. 7-Nov. 16, 2008)
5 (Sept. 14-Oct. 18, 2020)
3 (Sept. 12-Sept. 26, 1999)
3 (Sept. 1-Sept. 16, 1991)

Most Consecutive Games w/out Defeat, End of Season

11 (Oct. 17, 1993-Jan. 2, 1994)

Most Home Games Won, Season

8 (1999)
7 (1988, 1991, 1993, 2000, 2003, 2008, 2021)

Most Consecutive Home Games Won

12 (Sept. 12, 1999-Nov. 5, 2000)
10 (Oct. 6, 2002-Nov. 16, 2003)
9 (Dec. 6, 1987-Nov. 20, 1988)
9 (Nov. 26, 1990-Nov. 17, 1991)

Most Consecutive Home Games Without Defeat

12 (Sept. 12, 1999-Nov. 5, 2000)
10 (Oct. 6, 2002-Nov. 16, 2003)
9 (Dec. 6, 1987-Nov. 20, 1988)
9 (Nov. 26, 1990-Nov. 17, 1991)

Most Road Games Won, Season

6 (1996, 2000, 2008, 2020)

Most Consecutive Road Games Won

8 (Dec. 16, 2007-Nov. 27, 2008)
5 (Dec. 1, 2019-Sept. 27, 2020)
5 (Nov. 19, 2006-Sept. 24, 2007)
5 (Oct. 17-Dec. 25, 1993)
5 (Oct. 29, 1961-Sept. 9, 1962)

Most Consecutive Road Games Without Defeat

8 (Dec. 16, 2007-Nov. 27, 2008)
6 (Oct. 13, 1961-Sept. 9, 1962)

Most Shutout Games Won or Tied, Season

2 (1966, 1977, 1993)

Overtime Wins, Regular Season

30-27 (@ Cincinnati, 9/23/79)
27-24 (vs. N.Y. Jets, 10/28/79)
23-20 (vs. Pittsburgh, 12/2/84)
17-14 (@ Indianapolis, 9/4/88)
26-23 (vs. Dallas, 11/10/91)
23-20 (vs. Kansas City, 9/20/92)
30-27 (@ Cincinnati, 10/6/96)
24-21 (vs. Oakland, 8/31/97)
17-14 (vs. Kansas City, 9/10/00)
31-28 (vs. Tampa Bay, 10/14/01)
32-29 (@ N.Y. Giants, 12/1/02)
26-20 (@ Houston, 12/10/06)
19-16 (vs. Green Bay, 11/2/08)
27-24 (vs. Miami, 12/20/09)
44-41 (vs. Detroit, 9/23/12)
34-28 (@ New Orleans, 11/8/15)
12-9 (@ Cleveland, 10/22/17)
26-23 (vs. Philadelphia, 9/30/18)
42-36 (vs. Houston, 10/18/20)
30-24 (@ Baltimore, 11/22/20)
33-30 (@ Seattle, 9/19/21)
34-31 (@ Indianapolis, 10/31/21)
27-24 (vs. L.A. Chargers, 9/17/23)
20-17 (vs. New England, 11/3/24)

GAMES LOST

Most Consecutive Games Lost

18 (Oct. 9, 1972-Oct. 28, 1973)

Most Consecutive Games Without a Victory

18 (Oct. 9, 1972-Oct. 28, 1973)

Most Games Lost, Season

14 (1983, 1994, 2014, 2024)

Most Consecutive Games Lost, Season

11 (Oct. 9-Dec. 17, 1972)

Most Consecutive Games Lost, Start of Season

10 (Sept. 4-Nov. 6, 1983)

Most Consecutive Games Lost, End of Season

11 (Oct. 9-Dec. 17, 1972)

Most Consecutive Games Without Victory, Season

11 (Oct. 9-Dec. 17, 1972)

Most Consecutive Games Without Victory, Start of Season

10 (Sept. 4-Nov. 6, 1983)

Most Consecutive Games Without Victory, End of Season

11 (Oct. 9-Dec. 17, 1972)

Most Consecutive Home Games Lost

13 (Oct. 9, 1972-Dec. 16, 1973)

Most Consecutive Home Games Without Victory

13 (Oct. 9, 1972-Dec. 16, 1973)

Most Consecutive Road Games Lost

23 (Sept. 27, 1981-Nov. 4, 1984)

Most Consecutive Road Games Without Victory

23 (Sept. 27, 1981-Nov. 4, 1984)

Most Shutout Games Lost or Tied, Season

2 (1972, 1985)

TIE GAMES

Ties

31-31 (@ Boston, 10/13/61)
28-28 (@ N.Y. Jets, 10/15/67)
31-31 (vs. Cincinnati, 11/9/69)
20-20 (@ Denver, 11/16/69)
31-31 (@ San Diego, 10/25/70)
13-13 (vs. New Orleans, 10/3/71)

Most Tie Games, Season

2 (1969)



TEAM RECORDS: SCORING

Most Points, Season

513	(1961)
491	(2020)
435	(2003)
424	(1988)

Fewest Points, Season

136	(1982, nine games)
164	(1972)
199	(1967)

Most Points, Game

58	(vs. Cleveland, 12/9/90)
56	(vs. N.Y. Titans, 10/14/62)
55	(vs. Oakland, 9/9/61)
55	(at Denver, 11/5/61)
49	(vs. San Diego, 12/19/71)
49	(at Oakland, 12/22/63)
49	(vs. N.Y. Titans, 11/19/61)
48	(vs. Cincinnati, 10/14/90)
48	(at N.Y. Titans, 12/10/61)
48	(at Green Bay, 10/11/04)

Most Points, Both Teams, Game

101	(Oakland 52, Oilers 49, @ Oakland, 12/22/63)
88	(Buffalo 47, Oilers 41, @ Houston, 9/24/89)

Fewest Points, Game

0	(21 times, last at Denver, 10/13/19)
---	--------------------------------------

Fewest Points, Both Teams, Game

6	(Oilers 6, Pittsburgh 0, @ Houston, 12/4/80)
---	--

Most Points, Shutout Victory, Game

55	(Oilers vs. Oakland, 9/9/61)
----	------------------------------

Fewest Points, Shutout Victory, Game

6	(Oilers vs. Pittsburgh, 12/4/80)
---	----------------------------------

Largest Margin of Victory, Game

55	(Oilers 55, Oakland 0, @ Houston, 9/9/61)
----	---

Largest Margin of Defeat, Game

59	(Titans 0 at New England 59, 10/18/09)
54	(Oilers 7 at Cincinnati 61, 12/17/89)

Smallest Margin of Victory, Game

1	(15 times, last Titans 28, Dolphins 27, @ Mia., 12/11/23)
---	---

Smallest Margin of Defeat, Game

1	(24 times, last Titans 15 @ New Orleans 16, 9/10/23)
---	--

Most Points Overcome to Win Game

24	(at Cincinnati, 9/23/79)
23	(at New England, 11/12/78)
21	(at Atlanta, 11/23/03)
21	(vs. N.Y. Giants, 11/26/06)

Most Points, One Half

45	(vs. Cleveland, 12/9/90)
----	--------------------------

Most Points, First Quarter

24	(@ Indianapolis, 12/5/04)
----	---------------------------

21	(vs. Green Bay, 11/13/16)
21	(@ Tampa Bay, 9/13/15)
21	(vs. Houston, 12/19/10)
21	(@ Detroit, 11/27/08)
21	(vs. St. Louis, 10/31/99)

Most Points, Second Quarter

31	(vs. Cleveland, 12/9/90)
28	(vs. Cincinnati, 11/18/79)

Most Points, Third Quarter

28	(vs. Jacksonville, 11/24/19)
28	(vs. San Diego, 12/19/71)
28	(vs. Kansas City, 10/24/65)

Most Points, Fourth Quarter

27	(vs. Philadelphia, 10/24/10)
24	(vs. Denver, 11/26/61)
24	(vs. N.Y. Giants, 11/26/06)
24	(vs. Buffalo, 11/15/09)

Most Consecutive Games Scoring

160	(Nov. 14, 1999 - Dec. 21, 2008)
155	(Dec. 3, 1989 - Oct. 31, 1999)
121	(1977-85)

TOUCHDOWNS

Most Touchdowns, Season

66	(1961)
----	--------

Fewest Touchdowns, Season

18	(1967)
----	--------

Most Touchdowns, Game

8	(Oilers vs. N.Y. Titans, 10/14/62; Oilers vs. Cle., 12/9/90)
---	---

Most Touchdowns, Both Teams, Game

14	(Oilers 7, Oakland 7, @ Oakland, 12/22/63)
----	--

POINTS AFTER TOUCHDOWN

Most PATs, Season

65	(1961)
----	--------

Most PATs, Game

8	(Oilers vs. N.Y. Titans, 10/14/62)
7	(six times, last vs. Cleveland, 12/9/90)

Most PATs, Both Teams, Game

14	(Oilers 7, Oakland 7, @ Oakland, 12/22/63)
----	--

TWO-POINT CONVERSIONS

Most Two-Point Conversions, Season

4	(2020)
4	(1994)

Most Two-Point Conversions, Opponent, Season

4	(1999)
4	(1998)

Most Two-Point Conversions, Game

2	(vs. N.Y. Jets, 9/10/06)
2	(@ Indianapolis, 12/22/24)
1	(36 times, last at Miami, 12/11/23)

Most Two-Point Conversions, Opponent, Game

3	(@ Pittsburgh, 11/1/98)
---	-------------------------

Most Two-Point Conversion Attempts, Season

7	(2020)
7	(1994)

Most Two-Point Conversion Attempts, Opp., Season

8	(2020)
7	(2022)
6	(1999)

Most Defensive Two-Point Conversions, Season

1	(2023)
---	--------

FIELD GOALS

Most Field Goals Attempted, Season

42	(2017)
40	(1998)
40	(1969)
39	(2007)
38	(1996)
37	(1989)

Most Field Goals Attempted, Game

8	(at Houston, 10/21/07)
6	(five times, last @ Minnesota, 9/27/20)

Most Field Goals Attempted, Both Teams, Game

10	(Buffalo 7, @ Oilers 3, 12/5/65)
9	(Tennessee 6, @ New England 3, 10/5/03)
9	(Washington 6, @ Tennessee 3, 11/21/10)
9	(Detroit 4, @ Tennessee 5, 9/23/12)
9	(Tennessee 3, @ Oakland 6, 11/24/13)
9	(Tennessee 3, @ San Francisco 6, 12/17/17)
9	(Baltimore 6, @ Tennessee 3, 10/15/23)

Most Field Goals, Season

36	(1998)
35	(2017)
35	(2007)
32	(1996, 2003)
29	(1993, 2008, 2011, 2023)

Fewest Field Goals, Season

4	(1982 - 9 games)
8	(2019)
9	(1974)
9	(1963)



TEAM RECORDS: SCORING

Most Field Goals, Game

8 (@ Houston, 10/21/07)
6 (@ Minnesota, 9/27/20)
5 (six times, last @ Miami, 9/30/24)

Most Field Goals, Both Teams, Game

9 (Baltimore 6, @ Tennessee 3, 10/15/23)
9 (Tennessee 3, @ San Francisco 6, 12/17/17)

8 (Tennessee 3, @ Buffalo 5, 12/24/06)
8 (Tennessee 8, @ Houston 0, 10/21/07)
8 (Indianapolis 3, @ Tennessee 5, 10/16/17)
7 (20 times, last Tennessee 5, @ Miami 2, 9/30/24)

SAFETIES

Most Safeties Scored, Season

4 (1999)
3 (1977)

Most Safeties Scored, Game

1 (43 times, last at Houston, 11/24/24)

TEAM RECORDS: FIRST DOWNS

Most First Downs, Season

381 (2020)
376 (1990)

Fewest First Downs, Season

138 (1982, nine games)
183 (1972)
193 (1973)
199 (1976)

Most First Downs, Game

34 (vs. Cleveland, 12/9/90)

Fewest First Downs, Game

4 (at Cleveland, 10/21/73)
5 (vs. Jacksonville, 12/17/06)

Most First Downs, Both Teams, Game

57 (Tennessee 21, Detroit 36, @ Tennessee, 9/23/12, OT)
56 (Tennessee 31, Houston 25, @ Tennessee, 10/18/20, OT)
56 (Tennessee 32, Arizona 24, @ Tennessee, 12/15/13, OT)
56 (Houston 33, Buffalo 23, @ Houston, 9/24/89, OT)

55 (Three times, last Tennessee 28, Detroit 27, @ Tennessee, 12/20/20)

Most First Downs Rushing, Season

155 (1980)

Fewest First Downs Rushing, Season

52 (1982, nine games)
62 (1971)

Most First Downs Rushing, Game

17 (three times, last @ Houston, 1/3/21)

Fewest First Downs Rushing, Game

0 (seven times, last @ Cleveland, 9/24/23)

Most First Downs Passing, Season

251 (1990)

Fewest First Downs Passing, Season

81 (1982, nine games)
86 (1967)

Most First Downs Passing, Game

28 (@ Oakland, 12/19/04)

Fewest First Downs Passing, Game

0 (twice, last @ Buffalo, 11/10/85)

Most First Downs By Penalty, Season

37 (2015)
37 (2023)
36 (2020)
36 (2019)
36 (2017)
36 (2013)
34 (2021)

Fewest First Downs By Penalty, Season

5 (1982, nine games)
10 (1967)

Most First Downs By Penalty, Game

8 (vs. Baltimore, 10/15/23)
7 (vs. Indianapolis, 11/12/20)
7 (@ Atlanta, 9/9/90)

TEAM RECORDS: NET YARDS GAINED

Most Yards Gained, Season

6,343 (2020)
6,288 (1961)
6,222 (1990)

Fewest Yards Gained, Season

2,373 (1982, nine games)
3,191 (1972)

Most Yards Gained, Game

607 (vs. Houston, 10/18/20, overtime)
583 (vs. Dallas, 11/10/91, overtime)

Fewest Yards Gained, Game

81 (vs. Dallas, 11/24/74)
83 (at Pittsburgh, 12/9/73)
89 (vs. Oakland, 10/9/72)
94 (at Cleveland, 9/24/23)

TEAM RECORDS: RUSHING

Most Rushing Attempts, Season

616 (1979)
603 (1978)

Fewest Rushing Attempts, Season

225 (1982, nine games)
324 (1965)

Most Rushing Attempts, Game

56 (vs. San Diego, 9/28/75)
55 (vs. Oakland, 9/9/61)

Fewest Rushing Attempts, Game

7 (vs. N.Y. Giants, 12/8/85)
9 (vs. Cincinnati, 10/24/76)
10 (@ San Diego, 9/16/12)

Most Yards Gained Rushing, Season

2,690 (2020)
2,635 (1980)
2,592 (2009)
2,571 (1979)

Fewest Yards Gained Rushing, Season

799 (1982, nine games)
1,106 (1971)

Most Yards Gained Rushing, Game

332 (@ Kansas City, 10/19/08)
314 (@ Houston, 10/30/22)
305 (vs. Jacksonville, 11/1/09)
296 (vs. Kansas City, 11/27/77)
292 (@ Detroit, 11/27/08)



TEAM RECORDS: RUSHING

Fewest Yards Gained Rushing, Game

19 (twice, last vs. San Diego, 12/12/65)

Highest Average Gain Rushing, Season

5.2 (2009)
5.2 (2020)
5.0 (2019)
4.7 (2006)
4.6 (three times, last in 2016)

Most Touchdowns Rushing, Season

26 (2020)
26 (1988)

Fewest Touchdowns Rushing, Season

5 (1982, nine games)
6 (2014)
6 (1976)

Most Touchdowns Rushing, Game

5 (vs. L.A. Chargers, 9/18/60)

TEAM RECORDS: PASSING

Most Passes Attempted, Season

667 (1991)

Fewest Passes Attempted, Season

287 (1982, nine games)
333 (1967)

Most Passes Attempted, Game

68 (@ Buffalo, 11/1/64 — 37 completed)
61 (vs. Oakland, 11/7/65 — 27 completed)
61 (@ Oakland, 12/19/04 — 40 completed)

Fewest Passes Attempted, Game

6 (vs. Cincinnati, 10/4/81)

Most Passes Attempted, Both Teams

98 (Titans 61, Oakland 37, @ Oakland, 12/19/04)
97 (Oilers 44, Denver 53, @ Houston, 12/2/62)
97 (Titans 42, Detroit 55, @ Tennessee, 9/23/12)

Most Passes Completed, Season

411 (1991)

Fewest Passes Completed, Season

144 (1967)

Most Passes Completed, Game

41 (vs. Dallas, 11/10/91 — overtime)

Fewest Passes Completed, Game

1 (vs. Cincinnati, 10/4/81)

Most Yards Gained Passing, Season

4,805 (1990)

Fewest Yards Gained Passing, Season

1,381 (1967)

Most Gross Yards Gained Passing, Game

527 (@ Kansas City, 12/16/90)

Fewest Gross Yards Gained Passing, Game

-7 (@ New England, 10/18/09)

Most Net Yards Gained Passing, Game

505 (@ Kansas City, 12/16/90)

Fewest Net Yards Gained Passing, Game

-14 (@ Pittsburgh, 10/23/77)

Most Times Sacked, Season

65 (1994)
64 (2023)
58 (1985)

Fewest Times Sacked, Season

11 (1962)
12 (2008)

Most Times Sacked, Game

12 (vs. Dallas, 9/29/85)

Most Times Sacked, Both Teams, Game

14 (Oilers 12, Dallas 2, @ Houston, 9/29/85)

Most Touchdowns Passing, Season

48 (1961)

Fewest Touchdowns Passing, Season

9 (2007)

Most Touchdowns Passing, Game

7 (twice, last vs. N.Y. Titans, 10/14/62)

Most Touchdowns Passing, Both Teams, Game

11 (Oilers 5, Oakland 6, @ Oakland, 12/22/63)

Most Passes Had Intercepted, Season

48 (1962)*

Fewest Passes Had Intercepted, Season

7 (2020)
8 (2019)
9 (2003, 2008)
10 (1998)

Most Passes Had Intercepted, Game

6 (eight times, last @ Cleveland, 11/30/86)

* Denotes League Record

TEAM RECORDS: PUNTING

Most Punts, Season

100 (1976)
96 (1994)
93 (1979)

Fewest Punts, Season

34 (1990)

Most Punts, Game

11 (three times, last @ Pittsburgh, 12/3/95)

Fewest Punts, Game

0 (five times, last vs. Cincinnati, 10/27/91)

Highest Average Distance, Punting, Season

53.1 (2022)
50.1 (2023)
49.7 (2017)
49.2 (2024)
47.4 (2015)
47.2 (1998)
47.1 (2019)
46.4 (2018, 2012)
46.3 (2014)
45.3 (1993)

Highest Average Distance, Punting, Game (Minimum Four Punts)

61.2 (vs. L.A. Chargers, 9/17/23)

60.5 (vs. Pittsburgh, 10/25/20)

59.2 (vs. Buffalo, 12/27/92)

Highest Net Average, Punting, Season

44.6 (2017)
44.0 (2022)
43.1 (2019)
43.0 (2023)
41.7 (2018)
40.8 (2014)
40.3 (2015)
40.1 (2020)
39.8 (2021)
39.4 (2012)
39.4 (2011)



TEAM RECORDS: PUNT RETURNS & KICKOFF RETURNS

PUNT RETURNS

Most Punt Returns, Season

53 (2000)
52 (1968)

Fewest Punt Returns, Season

15 (1960)

Most Punt Returns, Game

10 (vs. Tampa Bay, 9/12/76)

Most Yards, Punt Returns, Season

671 (2000)
620 (1975)

Fewest Yards, Punt Returns, Season

104 (1982, Nine games)
118 (1961)

Highest Average, Punt Returns, Season

15.3 (2012)
15.0 (1977)

Most Touchdowns, Punt Returns, Season

3 (1975, 2006 and 2012)

Most Touchdowns, Punt Returns, Game

2 (vs. Jacksonville, 12/30/12)
1 (19 times, last vs. Detroit, 9/23/12)

KICKOFF RETURNS

Most Kickoff Returns, Season

83 (1983)

Fewest Kickoff Returns, Season

18 (2023)
23 (2018)
28 (2017)
30 (2019)
31 (1993)
32 (2011)
33 (2016)
33 (2015)

Most Kickoff Returns, Game

10 (twice, last at Cincinnati, 12/17/89)

Most Yards, Kickoff Returns, Season

1,835 (2006)
1,721 (1981)

Fewest Yards, Kickoff Returns, Season

372 (2023)
589 (1993)
618 (2017)
629 (2016)
638 (2019)
680 (2015)
737 (2018)
767 (2020)

Highest Average, Kickoff Returns, Season

32.0 (2018)
27.0 (2024)
26.4 (1963)
26.1 (2000)
26.0 (2011)
25.9 (1962)

Most Touchdowns, Kickoff Returns, Season

2 (three times, last in 1983)

Most Touchdowns, Kickoff Returns, Game

1 (18 times, last @ Indianapolis, 11/29/20)

TEAM RECORDS: FUMBLES

Most Fumbles, Season

43 (1973)
42 (1994)
41 (1985)

Fewest Fumbles, Season

10 (2017)
14 (1982, nine games)
15 (2020)
17 (1962, 1967, 1999, 2011, 2016)

Most Fumbles, Game

8 (@ Pittsburgh, 12/9/73)

Most Fumbles Lost, Season

25 (1973, 1994)

Fewest Fumbles Lost, Season

5 (2020)
6 (2018)
7 (1967, 2006 and 2016)
8 (2008, 2011 and 2017)

Most Fumbles Lost, Game

5 (twice, last vs. Philadelphia, 12/2/91)

Most Opponents' Fumbles Recovered, Season

28 (1977)

Most Opponents' Fumbles Recovered, Game

7 (@ Kansas City, 10/12/69)

Fewest Opponents' Fumbles Recovered, Season

4 (2014)
5 (2012)
6 (2016, 2018, 2021, 2022)
7 (2009, 2024)
8 (six times, last in 2023)

TEAM RECORDS: BLOCKED KICKS

Most Blocked Field Goals, Season

6 (1961)

Most Blocked Field Goals, Game

2 (at Indianapolis, 12/1/19)
2 (at Baltimore, 12/14/97)
2 (at Cleveland, 9/13/81)
2 (vs. Denver, 11/26/61)

Most Blocked Extra Points, Season

3 (1975)

Most Blocked Extra Points, Game

2 (at Cincinnati, 12/23/90)
2 (vs. Miami, 11/16/75)

Most Blocked Punts, Season

3 (1988)

Most Blocked Punts, Game

2 (at Pittsburgh, 10/16/88)
2 (at Philadelphia, 10/2/88)



TEAM RECORDS: PENALTIES

Fewest Penalties, Season (any)

52 (1982, nine games)
58 (1963)

Fewest Penalties, 16-Game Season

82 (2018)
84 (1983)

Most Penalties, Season

148 (1989)

Fewest Penalties, Game

0 (vs. Jacksonville, 12/24/11)
0 (@ Cincinnati, 10/29/72)
0 (@ Buffalo, 11/1/64)
0 (vs. Kansas City, 10/27/63)
0 (vs. Oakland, 12/9/62)

Most Penalties, Game

18 (@ Jacksonville, 1/1/06)

Fewest Yards Penalized, Season (any)

424 (1982, nine games)

Fewest Yards Penalized, 16-Game Season

727 (2018)
773 (2007)

Most Yards Penalized, Season

1,153 (1989)
1,150 (twice, last in 1988)

Most Yards Penalized, Game

212 (vs. Baltimore, 10/10/99)

TEAM RECORDS: DEFENSE

SCORING

Fewest Points Allowed, Season

191 (2000)
199 (1967)
226 (1975)

Most Points Allowed, Season

471 (2012)
460 (1983)
460 (2024)
447 (1973)

Fewest Points Allowed, Game

0 (17 times, last vs. Jacksonville, 12/12/21)

Most Points Allowed, Game

61 (twice, last @ Cincinnati, 12/17/89)

Fewest Touchdowns Allowed, Season

18 (1967)

Most Touchdowns Allowed, Season

55 (2012)
55 (2020)
55 (2024)
54 (1983)
53 (1984)

FIRST DOWNS

Fewest First Downs Allowed, Season

183 (1969)

Most First Downs Allowed, Season

391 (2020)
358 (2012)
357 (2014)
356 (1985)
356 (2010)

Most First Downs Allowed, Game (since 1991)

39 (@ Denver, 12/8/13)
36 (vs. Detroit, 9/23/12)
34 (@ Cincinnati, 12/4/97)
33 (@ Houston, 10/1/17)

Fewest First Downs Allowed, Rushing, Season

62 (2000)

Most First Downs Allowed, Rushing, Season

147 (1972)

Fewest First Downs Allowed, Passing, Season

90 (1976)

Most First Downs Allowed, Passing, Season

247 (2020)
231 (2017)
227 (2016)
214 (2010)
215 (2022)

Fewest First Downs Allowed, Penalty, Season

13 (twice, last in 1969)

Most First Downs Allowed, Penalty, Season

48 (1985)

NET YARDS

Fewest Yards Allowed, Season

3,375 (1968)

Most Yards Allowed, Season

6,372 (2020)
6,155 (1985)

Fewest Yards Allowed, Game

26 (vs. Denver, 9/3/66)

Most Yards Allowed, Game

619 (@ New England, 10/18/09)
584 (@ Cincinnati, 12/17/89)
583 (vs. Detroit, OT, 9/23/12)

Fewest Total Plays Allowed, Season

610 (1982, nine games)
840 (1970)

Most Total Plays Allowed, Season

1,139 (2010)
1,100 (2022)
1,099 (2014)
1,096 (2023)
1,091 (1985)

Fewest Total Plays Allowed, Game

36 (vs. Denver, 9/3/66)

Most Total Plays Allowed, Game

92 (vs. Detroit, OT, 9/23/12)
91 (@ Kansas City, OT, 11/6/22)
91 (@ Philadelphia, 11/19/06)
91 (@ Denver, 12/8/13)
87 (@ Cleveland, 10/2/11)
86 (vs. Washington, 11/21/10)
85 (three times, last @ Cleveland, 11/30/86, OT)

RUSHING

Fewest Yards Allowed, Rushing, Season

1,027 (1960)

Most Yards Allowed, Rushing, Season

2,814 (1985)

Fewest Yards Allowed, Rushing, Game

4 (vs. Buffalo, 11/23/97)
5 (at San Francisco, 12/7/75)
8 (vs. Jacksonville, 12/12/21)
8 (at Boston, 11/25/60)

Most Yards Allowed, Rushing, Game

398 (@ Dallas Texans, 10/1/61)
335 (@ Indianapolis, 12/22/24)
302 (vs. Kansas City, 10/24/65)

Fewest Touchdowns Allowed, Rushing, Season

5 (1996 and 2017)

Most Touchdowns Allowed, Rushing, Season

27 (1984)

Fewest Attempts Allowed, Rushing, Season

298 (1982, nine games)
356 (2016)
362 (1962)

Most Attempts Allowed, Rushing, Season

596 (1984)

Fewest Attempts Allowed, Rushing, Game

8 (vs. Jacksonville, 12/12/21)
9 (vs. Denver, 12/11/16)
10 (@ Indianapolis, 12/30/07)
10 (vs. Oakland, 9/7/03)



TEAM RECORDS: DEFENSE

11 (vs. Miami, 10/1/89)

Most Attempts Allowed, Rushing, Game

56 (@ Dallas Texans, 10/1/61)

PASSING

Fewest Net Yards Allowed, Passing, Season

1,671 (1968)

Most Net Yards Allowed, Passing, Season

4,671 (2022)
4,439 (2020)
4,307 (2016)
4,169 (2021)
4,139 (2009)

Fewest Net Yards Allowed, Passing, Game

-52 (vs. Cincinnati, 10/31/71)
-16 (vs. Chicago, 11/6/77)

Most Net Yards Allowed, Passing, Game

442 (vs. Detroit, OT, 9/23/12)
433 (vs. Kansas City, 11/10/19)
426 (@ New England, 10/18/09)
425 (@ Indianapolis, 12/5/04)
422 (@ Kansas City, OT, 11/6/22)
407 (@ Oakland, 12/22/63)
405 (vs. Buffalo, 10/11/64)

Fewest Touchdowns Allowed, Passing, Season

10 (1967, 2000)

Most Touchdowns Allowed, Passing, Season

36 (2020)
35 (1966)

Fewest Attempts Allowed, Passing, Season

284 (1982, nine games)
324 (1972)

Most Attempts Allowed, Passing, Season

671 (2022)
635 (2016)
630 (2020)
628 (2021)
625 (2010)
605 (2017)
604 (2009)
598 (2019)

Fewest Attempts Allowed, Passing, Game

11 (@ Indianapolis, 12/22/24)
11 (@ Pittsburgh, 9/11/05)

Most Attempts Allowed, Passing, Game

68 (@ Kansas City, OT, 11/6/22)
61 (@ Cleveland, 10/2/11)
59 (@ Denver, 12/8/13)
57 (@ Pittsburgh, 12/19/93)

Fewest Completions Allowed, Season

158 (1968)

Most Completions Allowed, Season

439 (2022)
423 (2020)
410 (2010)
404 (2009)

395 (2021)
388 (2016)
387 (2023)
386 (2019)
374 (2012)

Fewest Completions Allowed, Game

2 (vs. Denver, 9/3/66)

Most Completions Allowed, Game

43 (@ Kansas City, OT, 11/6/22)
43 (vs. Detroit, OT, 9/23/12)
40 (@ Cleveland, 10/2/11)
39 (@ Denver, 12/8/13)
38 (@ New England, 10/18/09)
38 (@ Pittsburgh, 11/1/98)
37 (@ Indianapolis, 11/3/02)
36 (six times, last vs. Chicago, 11/8/20)

SACKS

Most Sacks, Season

55 (2000)
54 (1999)
52 (1993)
51 (1979)

Fewest Sacks, Season

19 (2020)
21 (1966)

Most Sacks, Game

9 vs. N.Y. Titans, 10/14/62
9 vs. Cincinnati, 10/31/71
8 at Arizona, 12/10/17
8 at Indianapolis, 11/26/17
8 at San Diego, 10/17/76
8 at Buffalo, 11/10/85
8 at Cincinnati, 9/12/82

INTERCEPTIONS

Most Interceptions, Season

36 (1963)

Fewest Interceptions, Season

3 (1982, nine games)*
6 (1972)
6 (2023)

Most Interceptions, Game

8 (vs. Denver, 12/2/62)
6 (five times, last vs. Atlanta, 12/5/93)

Most Interceptions, Both Teams, Game

13 (Oilers 5, Denver 8, @ Houston, 12/2/62)

Most Yards Returning Interceptions, Season

676 (1962)

Most Yards Returning Interceptions, Game

245 (@ N.Y. Jets, 10/15/67)

Most TDs, Returning Interceptions, Season

7 (1967)

Most TDs, Returning Interceptions, Game

3 (vs. San Diego, 12/19/71)

PUNT RETURNS

Fewest Opponent Punt Returns, Season

20 (2020)
20 (1961)
22 (2021)
23 (1990)

Most Opponent Punt Returns, Season

64 (1979)
60 (twice, last in 1984)

Fewest Yards Allowed, Punt Returns, Season

144 (2005)
160 (2000)
171 (2020)
186 (1990)

Most Yards Allowed, Punt Returns, Season

726 (1979)
659 (1976)

Lowest Average Allowed, Punt Returns, Season

4.5 (2005)
5.3 (1969)

Highest Average Allowed, Punt Returns, Season

13.9 (2002)
13.9 (2024)
13.6 (1961)

Most Touchdowns Allowed, Punt Returns, Season

3 (2002)
2 (1962, 1963, 1965 and 2016)

KICKOFF RETURNS

Fewest Opponent Kickoff Returns, Season

21 (2016)
22 (2015)
25 (2018)
26 (1982, nine games)
28 (1972, 2024)
30 (2011)
31 (2014)

Most Opponent Kickoff Returns, Season

81 (2003)
78 (1995, 1996)
76 (1999, 2000)
74 (2002)
71 (1990, 1997, 2009)

Fewest Yards Allowed, Kickoff Returns, Season

462 (2016)
547 (1972)
564 (1982, nine games)
599 (2015)
648 (2022)
680 (2011)
695 (1986)

Most Yards Allowed, Kickoff Returns, Season

1,714 (2009)



TEAM RECORDS: DEFENSE

1,675 (1996)
1,596 (1999)
1,587 (2000)
1,528 (1997)

Lowest Average Allowed, Kickoff Returns, Season
15.7 (1992)

Highest Average Allowed, Kickoff Returns, Season
32.1 (2024)
27.8 (2018)
27.6 (2014)
27.2 (2015)
26.1 (2012)
25.0 (2008)
24.9 (1985, 2001)

Most Touchdowns Allowed, Kickoff Returns, Season
2 (1966, 1999)

PUNTING

Most Punts Forced, Season
105 (2000)
96 (1976)

Fewest Punts Forced, Season
38 (1982, 9 games)
45 (2020)
56 (1964, 1989)

Most Punts Forced, Game
11 (five times, last vs. Chicago, 11/14/04)

Fewest Punts Forced, Game
0 6 times (12/11/66 at Boston; 11/12/78 at New England; 11/5/95 at Cleveland; 12/5/04 at Indianapolis; 9/26/10 at N.Y. Giants; 12/27/20 at Green Bay)

Lowest Punting Average Allowed (Gross), Season
37.1 (1960)

* Denotes League Record

ALL-TIME TWO-POINT CONVERSIONS

TITANS

1994 Oilers: 4-7		Run 0-0, Pass 4-7		2002 Titans: 2-6		Pass 0-2, Run 2-4	
9/4/94 vs. Ind	Bucky Richardson to Reggie Brown	Good		9/8/02 vs. Phi	Steve McNair run	NG	
	Bucky Richardson to Haywood Jeffires	NG			Eddie George run	Good	
10/13/94 vs. Cle	Billy Joe Tolliver to Haywood Jeffires	Good		9/29/02 vs. Oak	Steve McNair to Derrick Mason	NG	
12/11/94 vs. Sea	Billy Joe Tolliver to Haywood Jeffires	Good			Steve McNair to Frank Wycheck	NG	
	Billy Joe Tolliver to Todd McNair	NG			Eddie George Run	NG	
12/18/94 vs. KC	Billy Joe Tolliver to Webster Slaughter	NG		12/1/02 vs. NYG	Steve McNair run	Good	
12/24/94 vs. NYJ	Bucky Richardson to Haywood Jeffires	Good					
1995 Oilers: 2-5		Run 2-3, Pass 0-2		2003 Titans: 3-4		Pass 1-2, Run 2-2	
10/8/95 vs. Min	Rodney Thomas run	Good		10/5/03 vs. NE	Steve McNair to Tyrone Calico	Good	
10/22/95 vs. Chi	Chris Chandler run	Good		12/7/03 vs. Ind	Steve McNair Run	Good	
11/12/95 vs. Cin	Will Furrer to Haywood Jeffires	NG			Steve McNair to Derrick Mason	NG	
11/19/95 vs. KC	Rich Camarillo to Bruce Matthews	NG		12/14/03 vs. Buf	Robert Holcombe run	Good	
12/24/95 vs. Buf	Rodney Thomas run	NG					
1996 Oilers: 0-0		No Attempts		2004 Titans: 1-2		Pass 0-1, Run 1-1	
None				9/26/04 vs. Jax	Steve McNair to Derrick Mason	NG	
				11/21/04 vs. Jax	Steve McNair run	Good	
1997 Oilers: 2-4		Run 1-3, Pass 1-1		2005 Titans: 0-1		Pass 0-1, Run 0-0	
8/31/97 vs. Oak	Eddie George Run	Good		10/30/05 vs. Oak	Steve McNair to Chris Brown	NG	
9/28/97 vs. Pitt	Steve McNair to Frank Wycheck	Good					
11/16/97 vs. Jax	Rodney Thomas run	NG		2006 Titans: 3-3		Run 2-2, Pass 1-1	
12/14/97 vs. Bal	Steve McNair run	NG		9/10/06 vs. NYJ	Travis Henry run	Good	
					Kerry Collins pass to Drew Bennett	Good	
1998 Oilers: 1-4		Pass 0-0, Run 1-4		10/1/06 vs. Dal	Vince Young run	Good	
9/27/98 vs. Jax	Eddie George run	NG		2007 Titans: 0-0		No Attempts	
10/11/98 vs. Bal	Eddie George run	NG		None			
11/29/98 vs. Sea	Eddie George run	NG		2008 Titans: 1-1		Run 0-0, Pass 1-1	
12/20/98 vs. GB	Eddie George run	Good		10/27/08 vs. Ind	Kerry Collins pass to Ahmard Hall	Good	
1999 Titans: 1-3		Pass 1-1, Run 0-2		2009 Titans: 1-2		Run 1-1, Pass 0-1	
10/3/99 vs. SF	Eddie George run	NG		10/4/09 at Jax	Kerry Collins pass to Alge Crumpler	NG	
11/28/99 vs. Cle	Frank Wycheck run	NG			Chris Johnson run	Good	
12/5/99 vs. Bal	Steve McNair to Jackie Harris	Good					
2000 Titans: 0-0		No Attempts		2010 Titans: 1-2		Run 0-0, Pass 1-2	
None				9/19/10 vs. Pit	Kerry Collins pass to Kenny Britt	Good	
				10/31/10 at SD	Vince Young pass incomplete to Chris Johnson	NG	
2001 Titans: 3-4		Pass 3-4, Run 0-0		2011 Titans: 0-0		No Attempts	
10/14/01 vs. TB	Steve McNair to Kevin Dyson	Good		None			
10/21/01 vs. Det	Steve McNair to Drew Bennett	Good					
12/16/01 vs. GB	Steve McNair to Kevin Dyson	NG					
	Steve McNair to Derrick Mason	Good					



ALL-TIME TWO-POINT CONVERSIONS

TITANS

2012 Titans: 1-1		Run 0-0, Pass 1-1
11/4/12 vs. Chi	Matt Hasselbeck pass to Kenny Britt	Good
2013 Titans: 0-0		No Attempts
None		
2014 Titans: 0-1		Run 0-1, Pass 0-0
10/26/14 vs.Hou	Leon Washington run	NG
2015 Titans: 3-5		Run 0-1, Pass 3-4
9/27/15 vs. Ind	Jalston Fowler run	NG
11/8/15 at NO	Marcus Mariota pass to Delanie Walker	Good
11/29/15 vs. Oak	Marcus Mariota pass to Dorial Green-Beckham	Good
12/13/15 at N.Y. Jets	Marcus Mariota pass to Dexter McCluster	Good
12/27/15 vs. Hou	Zach Mettenberger pass to Anthony Fasano	NG
2016 Titans: 0-5		Run 0-0, Pass 0-5
9/11/16 vs. Min	Marcus Mariota pass to DeMarco Murray	NG
9/18/16 at Det	Marcus Mariota sacked	NG
10/23/16 vs. Ind	Aborted play, Brett Kern pass to Ryan Succop	NG
11/13/16 vs. GB	Marcus Mariota pass to Rishard Matthews	NG
12/18/16 at KC	Marcus Mariota pass incomplete	NG
2017 Titans: 0-0		Run 0-0, Pass 0-0
None		
2018 Titans: 0-1		Run 0-0, Pass 0-1
10/21/18 at LAC	Marcus Mariota pass to Taywan Taylor	NG
2019 Titans: 1-2		Run 1-1, Pass 0-1
11/3/19 at Car	Ryan Tannehill pass to Adam Humphries	NG
11/10/19 vs. KC	Ryan Tannehill run	Good

2020 Titans: 4-7		Run 3-4, Pass 1-3	
9/27/20 at Min	Ryan Tannehill pass to Jonnu Smith	NG	
10/18/20 vs. Hou	Ryan Tannehill pass to Nick Westbrook-Ikhine	Good	
11/1/20 at Cin	Brett Kern pass intercepted by Josh Byner	NG	
11/22/20 at Bal	Ryan Tannehill run	Good	
12/6/20 vs. Cle	Derrick Henry run	NG	
	Ryan Tannehill run	Good	
12/20/20 vs. Det	Derrick Henry run	Good	
2021 Titans: 2-2		Run 1-1, Pass 1-1	
9/26/21 vs. Ind	Derrick Henry run	Good	
10/3/21 at NYJ	Ryan Tannehill pass to MyCole Pruitt	Good	
2022 Titans: 1-1		Run 0-0, Pass 1-1	
12/11/22 vs. Jax	Ryan Tannehill pass to Chig Okonkwo	Good	
2023 Titans: 1-1		Run 0-0, Pass 1-1	
12/11/23 at Mia	Will Levis pass to Nick Westbrook-Ikhine	Good	
2024 Titans: 3-4		Run 1-1, Pass 2-3	
12/1/24 at Was	Will Levis pass to Tyler Boyd	NG	
12/22/24 at Ind	Tony Pollard run	Good	
12/22/24 at Ind	Mason Rudolph pass to Chig Okonkwo	Good	
1/5/25 vs. Hou	Will Levis pass to Josh Whyle	Good	

Titans Overall Two-Point Statistics: 41-78 (52.6%)

OPPONENTS

1994 Opponents: 2-2		Run 2-2, Pass 0-0	
10/13/94 vs. Cle	Tom Tupa Run	Good	
12/4/94 vs. Ari	Ronald Moore Run	Good	
1995 Opponents: 0-2		Run 0-0, Pass 0-2	
11/26/95 vs. Den	John Elway to Shannon Sharpe	NG	
12/17/95 vs. NYJ	Boomer Esiason to Fred Baxter	NG	
1996 Opponents: 1-3		Run 1-1, Pass 0-2	
9/15/96 vs. Bal	Vinny Testaverde pass	NG	
11/10/96 at NO	Michael Haynes run	Good	
10/13/96 at Atl	Bobby Hebert pass to Roell Preston	NG	
1997 Opponents: 0-1		Run 0-0, Pass 0-1	
10/5/97 vs. Sea	Rick Tuten (kicking form.) bad snap, inc. pass	NG	
1998 Opponents: 4-5		Run 0-0, Pass 4-5	
11/1/98 vs. Pit	Kordell Stewart to Charles Johnson	Good	
	Mike Tomczak to Charles Johnson	Good	
	Mike Tomczak to Will Blackwell	Good	
11/8/98 vs. TB	Trent Dilfer to Bert Emanuel	NG	
12/26/98 vs. Min	Randall Cunningham to Randy Moss	Good	
1999 Opponents: 4-6		Run 0-1, Pass 4-5	
9/12/99 vs. Cin	Jeff Blake to Willie Jackson	Good	
	Ki-Jana Carter run	NG	
	Jeff Blake to Brian Milne	Good	
9/19/99 vs. Cle	Tim Couch Pass incomplete	NG	
10/17/99 vs. NO	B.J. Tolliver to Brett Bech	Good	
1/2/00 vs. Pit	Mike Tomczak to Hines Ward	Good	

2000 Opponents: 0-0		No Attempts
None		
2001 Opponents: 1-2		Run 1-1, Pass 0-1
10/7/01 vs. Bal	Elvis Grbac to Brandon Stokley	NG
12/2/01 vs. Cle	Jamel White run	Good
2002 Opponents: 3-4		Run 0-0, Pass 3-4
11/3/02 vs. Ind	Peyton Manning to Marvin Harrison	Good
11/17/02 vs. Pit	Kordell Stewart to Dan Kreider	Good
	Antwaan Randle El to Hines Ward	Good
12/1/02 vs. NYG	Kerry Collins to Jeremy Shockey	NG
2003 Opponents: 0-1		Run 0-0, Pass 0-1
12/14/03 vs. Buf	Drew Bledsoe to Bernard Shaw	NG
2004 Opponents: 1-2		Run 0-0, Pass 1-2
9/26/04 vs. Jax	Byron Leftwich to Reggie Williams	Good
1/2/05 vs. Det	Joey Harrington to Roy Williams	NG
2005 Opponents: 2-2		Run 0-0, Pass 2-2
10/11/05 vs. Hou	David Carr to Corey Bradford	Good
11/27/05 vs. SF	Ken Dorsey to Terry Jackson	Good
2006 Opponents: 1-2		Run 0-0, Pass 1-2
10/22/06 at Was	Mark Brunell to Santana Moss	Good
10/29/06 vs. Hou	Sage Rosenfels to Andre Johnson	NG
2007 Opponents: 1-1		Run 0-0, Pass 1-1
10/21/07 at Hou	Sage Rosenfels to Andre Davis	Good



ALL-TIME TWO-POINT CONVERSIONS

OPPONENTS

2008 Opponents: 0-1		Run 0-1, Pass 0-0	
9/21/08 vs. Hou	Aborted kick, Matt Turk run	NG	
2009 Opponents: 1-1		Run 1-1, Pass 0-0	
9/20/09 vs. Mia	Ricky Williams run	Good	
2010 Opponents: 0-2		Run 0-2, Pass 0-0	
10/31/10 at SD	Aborted kick, Kris Brown run	NG	
11/14/10 at Mia	Ronnie Brown run	NG	
2011 Opponents: 0-2		Run 0-2, Pass 0-0	
12/11/11 vs. NO	Pierre Thomas run	NG	
1/1/12 at Hou	Snap over Jake Delhomme's head, rec. by Ten.	NG	
2012 Opponents: 1-2		Run 0-0, Pass 1-2	
9/23/12 vs. Det	Matthew Stafford pass to Nate Burleson	Good	
12/30/12 vs. Jax	Chad Henne pass incomplete	NG	
2013 Opponents: 1-1		Run 1-1, Pass 0-0	
9/15/13 at Hou	Arian Foster run	Good	
2014 Opponents: 0-1		Run 0-0, Pass 0-0	
12/14/14 vs. NYJ	Geno Smith pass incomplete	NG	
2015 Opponents: 0-1		Run 0-0, Pass 0-1	
12/6/15 vs. Jax	Blake Bortles pass incomplete	NG	
2016 Opponents: 1-3		Run 1-2, Pass 0-1	
10/16/16 vs. Cle	Cody Kessler pass incomplete	NG	
10/27/16 vs. Jax	Blake Bortles run	Good	
11/13/16 vs. GB	James Starks run	NG	
2017 Opponents: 0-2		Run 0-0, Pass 0-2	
9/17/17 at Jax	Blake Bortles pass incomplete	NG	
9/24/17 vs. Sea	Russell Wilson pass incomplete	NG	
2018 Opponents: 0-0		No Attempts	
None			
2019 Opponents: 2-4		Run 0-0, Pass 2-4	
10/27/19 vs. TB	Jameis Winston pass incomplete	NG	
	Jameis Winston pass to Chris Godwin	Good	
2020 Opponents: 1-8		Run 0-2, Pass 1-6	
9/27/20 at Min	Kirk Cousins pass to Adam Thielen	NG	
10/13/20 vs. Buf	Josh Allen pass to Cole Beasley	NG	
10/18/20 vs. Hou	Deshaun Watson pass to Randall Cobb	NG	
11/22/20 at Bal	Lamar Jackson pass to J.K. Dobbins	Good	
11/29/20 at Ind	Jacoby Brissett run	NG	
	Philip Rivers pass to Zach Pascal	NG	
12/27/20 at GB	Aaron Jones run	NG	
1/3/21 at Hou	Deshaun Watson pass to Chad Hansen	NG	
2021 Opponents: 2-4		Run 0-0, Pass 2-4	
10/10/21 at Jax	Trevor Lawrence pass to Jamal Agnew	NG	
10/18/21 vs Buf	Dawson Knox pass to Josh Allen	Good	
11/14/21 vs NO	Trevor Siemian pass to Mark Ingram II	NG	
1/9/22 at Hou	Davis Mills pass to Danny Amendola	Good	
2022 Opponents: 3-7		Run 1-2, Pass 2-5	
9/11/22 vs NYG	Jamie Gillan run	NG	
	Daniel Jones pass to Saquon Barkley	Good	
9/25/22 vs LV	Derek Carr pass to Darren Waller	NG	
11/6/22 at KC	Patrick Mahomes run	Good	
11/17/22 at KC	Aaron Rodgers pass to Aaron Jones	Good	
12/11/22 vs. Jax	Trevor Lawrence pass to Christian Kirk	NG	
12/24/22 vs. Hou	Davis Mills pass to Amari Rodgers	NG	
2023 Opponents: 1-2		Run 0-0, Pass 1-2	
9/17/23 vs LAC	Justin Herbert pass to Trey Pipkins III	Good	
12/3/23 vs Ind	Gardner Minshew II pass to Zack Moss	NG	
2024 Opponents: 1-2		Run 0-0, Pass 1-2	
9/8/24 at Chi	Caleb Williams pass to D'Andre Swift	Good	
9/30/24 at Mia	Tyler Huntley pass	NG	
Opponents Overall Statistics: 34-76 (44.7%)			

ALL-TIME SHUTOUTS

ALL-TIME DEFENSIVE SHUTOUTS

Date	Opponent	Score
9/9/61	Oakland	55-0
9/10/66	Oakland	31-0
10/16/66	New York	24-0
10/13/68	at Boston	16-0
9/21/75	at New England	7-0
9/12/76	Tampa Bay	20-0
9/18/77	NY Jets	20-0
11/6/77	Chicago	47-0
12/4/80	Pittsburgh	6-0
10/22/89	Pittsburgh	27-0
9/27/92	San Diego	27-0
9/12/93	Kansas City	30-0
1/2/94	NY Jets	24-0
12/17/00	at Cleveland	24-0
12/25/00	Dallas	31-0
12/16/18	at NY Giants	17-0
12/12/21	Jacksonville	20-0

ALL-TIME OPPONENT SHUTOUTS

Date	Opponent	Score
12/4/60	at Dallas	0-24
12/1/63	at San Diego	0-27
10/12/69	at Kansas City	0-24
11/2/69	at Boston	0-24
11/1/70	at St. Louis	0-44
9/19/71	at Cleveland	0-31
10/9/72	Oakland	0-34
11/5/72	at Cleveland	0-20
11/25/73	New England	0-32
11/24/74	Dallas	0-10
12/11/76	Pittsburgh	0-21
9/22/85	at Pittsburgh	0-20
11/10/85	at Buffalo	0-20
12/7/86	at San Diego	0-27
11/26/89	at Kansas City	0-34
11/7/99	at Miami	0-17
12/28/08	at Indianapolis	0-23
10/18/09	at New England	0-59
11/28/10	at Houston	0-20
10/14/18	Baltimore	0-21
10/13/19	at Denver	0-16



GAME-WINNING FIELD GOALS

The franchise has totaled 55 game-winning field goals since 1960, including three playoff game winners. **Rob Bironas** leads the franchise with 11 game-winning field goals, followed by the 10 by former Oiler/Titan **Al Del Greco** (1991-00). Bironas' 60-yard field goal vs. Indianapolis (12/3/06) ranks as the longest game-winning field goal in franchise history. A game-winning field goal is defined as one that was the final score of the game and gave the kicker's team the lead at any time in the fourth quarter or overtime.

Date	Opp.	Kicker	Length	Final Score	Date	Opp.	Kicker	Length	Final Score
10/24/65	Kansas City	Spikes	15	38-36	10/15/06	at Washington	Bironas	30	25-22
10/31/65	at Buffalo	Blanda	8	19-17	11/26/06	N.Y. Giants	Bironas	49	24-21
10/26/69	Denver	Gerela	22	24-21	12/3/06	Indianapolis	Bironas	60	20-17
12/1/74	at Pittsburgh	Butler	34	13-10	12/24/06	at Buffalo	Bironas	30	30-29
9/17/78	San Francisco	Fritsch	19	20-19	10/21/07	at Houston	Bironas	29	38-36
10/1/78	at Cleveland	Fritsch	19	16-13	11/2/08	Green Bay	Bironas	41	19-16*
9/23/79	at Cincinnati	Fritsch	29	30-27*	11/23/09	at Houston	Bironas	53	20-17
10/28/79	N.Y. Jets	Fritsch	35	27-24*	12/20/09	Miami	Bironas	46	27-24*
9/28/80	at Cincinnati	Fritsch	29	13-10	9/23/12	Detroit	Bironas	26	44-41*
12/2/84	Pittsburgh	Cooper	30	23-20*	10/11/12	Pittsburgh	Bironas	40	26-23
11/3/85	Kansas City	Zendejas	38	23-20	12/18/16	at Kansas City	Succop	53	19-17
11/24/85	San Diego	Zendejas	51	37-35	10/22/17	at Cleveland	Succop	47	12-9*
1/3/88	Seattle	Zendejas	42	23-20*	9/16/18	Houston	Succop	31	20-17
9/4/88	at Indianapolis	Zendejas	35	17-14*	9/23/18	at Jacksonville	Succop	28	9-6
11/13/89	Cincinnati	Zendejas	28	26-24	9/14/20	at Denver	Gostkowski	25	16-14
11/10/91	Dallas	Del Greco	23	26-23*	9/20/20	Jacksonville	Gostkowski	49	33-30
9/20/92	Kansas City	Del Greco	39	23-20*	9/27/20	at Minnesota	Gostkowski	55	31-30
12/12/93	Cleveland	Del Greco	25	19-17	1/3/21	at Houston	Sloman	37	41-38
10/6/96	at Cincinnati	Del Greco	49	30-27*	9/19/21	at Seattle	Bullock	36	33-30*
8/31/97	Oakland	Del Greco	33	24-21*	10/31/21	at Indianapolis	Bullock	44	34-31*
12/13/98	at Jacksonville	Del Greco	41	16-13	12/23/21	San Francisco	Bullock	44	20-17
9/12/99	Cincinnati	Del Greco	33	36-35	9/17/23	L.A. Chargers	Folk	41	27-24*
9/10/00	Kansas City	Del Greco	36	17-14*	11/3/24	New England	Folk	25	20-17*
11/5/00	Pittsburgh	Del Greco	29	9-7					
12/3/00	at Philadelphia	Del Greco	50	15-13					
10/14/01	Tampa Bay	Nedney	49	31-28*					
10/21/01	at Detroit	Nedney	46	27-24					
12/22/01	at Oakland	Nedney	21	13-10					
12/01/02	at N.Y. Giants	Nedney	38	32-29*					
1/11/03	Pittsburgh	Nedney	26	34-31*					
1/3/04	at Baltimore	Anderson	46	20-17					
12/11/05	Houston	Bironas	21	13-10					

*Overtime games
Playoff games in **bold**

ALL-TIME RETURN TOUCHDOWNS

INTERCEPTION RETURN TOUCHDOWNS

Yards	Player	Date	Opp	Result
99	Cortland Finnegan	9/21/2008	Hou	W, 31-12
98	Darryll Lewis	10/22/1995	@ Chi	L, 32-35
97	Jordan Babineaux	10/2/2011	@ Cle	W, 31-13
95	Willie Alexander	9/25/1977	@ GB	W, 16-10
95	Pete Jaquess	9/19/1964	Oak	W, 42-28
90	Mark Johnston	10/27/1963	KC	W, 28-7
87	Perry Phenix	11/12/2000	Bal	L, 23-24
83	Michael Griffin	12/21/2008	Pit	W, 31-14
83	Adam Jones	12/17/2006	Jax	W, 24-17
81	Samari Rolle	10/30/2000	@ Was	W, 27-21
79	Zach Brown	12/30/2012	Jax	W, 38-20
76	Andrew Adams	10/23/2022	Ind	W, 19-10
76	Vincent Fuller	10/7/2007	Atl	W, 20-13
75	Vernon Perry	1/6/1980	@ Pit *	L, 13-27
73	Eugene Seale	10/4/1987	@ Den	W, 40-10
66	Ken Houston	9/14/1968	@ Mia	W, 24-10
62	Blaine Bishop	11/5/1995	@ Cle	W, 37-10
62	Miller Farr	11/26/1967	NE	W, 27-6
61	Chris Hope	12/17/2006	Jax	W, 24-17
61	Vincent Fuller	9/24/2007	@ NO	W, 31-14
60	Rocky Boiman	9/28/2003	@ Pit	W, 30-13
58	Bubba McDowell	1/3/1993	@ Buf *	L, 38-41
56	Malcolm Butler	12/22/2018	Was	W, 25-16
52	Lamar Lathon	9/8/1991	@ Cin	W, 30-7
52	Miller Farr	12/7/1968	Buf	W, 35-6
52	Reynaldo Hill	10/30/2005	Oak	L, 25-34

Yards	Player	Date	Opp	Result
51	Andre Dyson	10/12/2003	Hou	W, 38-17
51	Ken Houston	10/5/1969	Buf	W, 28-14
51	Miller Farr	10/15/1967	@ NYJ	T, 28-28
51	Zeke Moore	10/20/1969	@ NYJ	L, 17-26
49	Eddie Robinson	11/12/1995	Cin	L, 25-32
49	Colin McCarthy	11/11/2012	@ Mia	W, 37-3
48	Ken Houston	10/31/1971	Cin	W, 10-6
47	Darryll Lewis	9/19/1993	@ SD	L, 17-18
47	Darryll Lewis	11/2/1997	Jax	L, 24-30
45	Benny Nelson	9/19/1964	Oak	W, 42-28
45	Vincent Fuller	12/13/2009	STL	W, 47-7
44	Elijah Molden	12/17/23	Hou	L, 16-19
44	Steve Brown	9/4/1988	@ Ind	W, 17-14
43	Ken Houston	10/15/1967	@ NYJ	T, 28-28
42	Donald Mitchell	10/17/1999	@ NO	W, 24-21
41	Cortland Finnegan	10/24/2010	Phi	W, 37-19
40	Will Witherspoon	12/9/2012	@ Ind	L, 23-27
40	Larry Carwell	11/17/1968	Den	W, 38-17
40	Miller Farr	12/7/1968	Buf	W, 35-6
39	Denard Walker	10/26/1997	@ Ari	W, 41-14
39	Cortland Finnegan	11/8/2009	@ SF	W, 34-27
39	Miller Farr	10/1/1967	Den	W, 10-6
38	Malcolm Butler	9/8/2019	@ Cle	W, 43-13
38	Bo Orlando	12/19/1993	@ Pit	W, 26-17
37	Lamont Thompson	9/11/2004	@ Mia	W, 17-7
36	Cris Dishman	12/4/1994	Ari	L, 12-30
36	Darryll Lewis	9/29/1996	@ Pit	L, 16-30
36	Domingo Bryant	12/18/1988	@ Cle	L, 23-28



ALL-TIME RETURN TOUCHDOWNS

Yards	Player	Date	Opp	Result
35	Ken Houston	12/19/1971	SD	W, 49-33
34	J.C. Wilson	9/30/1979	Cle	W, 31-10
33	Darryll Lewis	10/20/1991	@ Mia	W, 17-13
32	Peter Sirmon	12/22/2002	@ Jax	W, 28-10
31	Roderick Hood	11/15/2009	Buf	W, 41-17
31	Gene Babb	11/11/1962	@ Oak	W, 28-20
30	Zach Brown	12/30/2012	Jax	W, 38-20
30	Richard Johnson	10/14/1990	Cin	W, 48-17
30	Ken Houston	12/23/1967	@ Mia	W, 41-10
29	Ken Houston	12/19/1971	SD	W, 49-33
28	Don Floyd	12/2/1962	Den	W, 34-17
27	Lonnie Marts	11/1/1998	@ Pit	W, 41-31
26	Coty Sensabaugh	9/13/2015	@ TB	W, 42-14
26	Vincent Fuller	11/15/2009	Buf	W, 41-17
26	Bubba McDowell	12/7/1992	Chi	W, 24-7
25	Bob Atkins	12/19/1971	SD	W, 49-33
24	Kevin Byard	11/7/2021	@LAR	W, 28-16
24	Randall Godfrey	10/22/2000	@ Bal	W, 14-6
24	Rich Coady	12/16/2002	NE	W, 24-7
23	Jim Norton	10/22/1967	@ KC	W, 24-19
23	Marqueston Huff	12/7/2014	NYG	L, 7-36
23	Alterraun Verner	9/15/2013	@ Hou	L, 24-30
22	Ken Houston	12/15/1968	NE	W, 45-17
22	Zeke Moore	11/3/1974	@ NYJ	W, 27-22
22	Steve Jackson	10/17/1993	@ NE	W, 28-14
22	Jayon Brown	12/30/2018	Ind	L, 17-33
21	Brad Kassell	9/18/2005	Bal	W, 25-10
20	Chuck Cecil	10/8/1995	@ Min	L, 17-23
17	Ken Houston	12/12/1971	@ Buf	W, 20-14
17	Johnny Baker	9/27/1964	@ Den	W, 38-17
16	Andre Dyson	9/22/2002	Cle	L, 28-31
15	Fred Glick	9/14/1963	Den	W, 20-14
15	Dave Ball	11/27/2008	@ Det	W, 47-10
11	Andre Dyson	11/9/2003	Mia	W, 31-7
9	Logan Ryan	1/4/20	@ NE*	W, 20-14
8	Keith Bulluck	12/25/2000	Dal	W, 31-0
2	Elijah Molden	10/31/2021	@ Ind	W, 34-31
1	Joe Bowden	11/8/1998	@ TB	W, 31-22

* Postseason

FUMBLE RETURN TOUCHDOWNS

Yards	Player	Date	Opp	Result
96	C.L. Whittington	10/3/1976	@ NO	W, 31-26
93	Robert Lyles	10/19/1986	@ Cin	L, 28-31
92	Cortland Finnegan	12/17/2006	Jax	W, 24-17
83	Denard Walker	1/2/2000	@ Pit	W, 47-36
80	Marcus Robertson	9/5/1993	@ NO	L, 21-33
77	Jason McCourty	10/13/2013	@ Sea	L, 13-20
72	Alterraun Verner	9/23/2012	Det	W, 44-41
72	Terry Kinard	12/9/1990	Cle	W, 58-14
70	Al Smith	12/8/1991	Pit	W, 31-6
68	Ken Houston	9/26/1971	KC	L, 16-20
66	Zeke Moore	11/13/1977	@ Oak	L, 29-34
63	Desmond King II	11/8/2020	Chi	W, 24-17
62	Jason McCourty	11/30/2014	@ Hou	L, 21-45
61	Keith Bulluck	11/3/2002	@ Ind	W, 23-15
61	Samari Rolle	12/21/2003	@ Hou	W, 27-24
58	Cris Dishman	9/12/1993	KC	W, 30-0
55	Robert Lyles	12/6/1987	SD	W, 33-18
53	Rashaan Evans	11/10/2019	KC	W, 35-32
48	Willie Germany	9/21/1975	@ NE	W, 7-0
46	Jayon Brown	12/8/2019	@ Oak	W, 42-21
43	John Coker	12/14/1980	@ GB	W, 22-3
42	Marcus Robertson	11/27/1997	@ Dal	W, 27-14
41	Johnny Peacock	12/20/1970	@ Dal	L, 10-52
40	Tony Brown	10/29/2006	Hou	W, 28-22
39	Keith Bulluck	1/2/2005	Det	W, 24-19
38	Curley Culp	9/28/1975	SD	W, 33-17

Yards	Player	Date	Opp	Result
38	Elvin Bethea	10/27/1974	@ Cin	W, 34-21
38	Tom Domres	11/16/1969	@ Den	T, 20-20
34	Gregg Bingham	11/6/1977	Chi	W, 47-0
32	Keith Bulluck	10/19/2003	@ Car	W, 37-17
30	Kevin Byard	10/10/2021	@ Jax	W, 37-19
30	Henry Ford	12/25/2000	Dal	W, 31-0
27	Marcus Robertson	11/23/1997	Buf	W, 31-14
27	Antwan Odom	11/20/2005	Jax	L, 28-31
27	Johnny Peacock	12/6/1969	NYJ	L, 26-34
25	Antwan Odom	9/25/2005	@ STL	L, 27-31
25	Keith Bostic	11/25/1984	@ Cle	L, 10-27
20	Jesse Baker	10/14/1979	@ Bal	W, 28-16
19	Garland Boyette	11/28/1971	Cle	L, 24-37
19	Cris Dishman	10/6/1991	Den	W, 42-14
19	Mike Dumas	9/1/1991	Oak	W, 47-17
16	Keith Bulluck	11/19/2006	@ Phi	W, 31-13
15	Johnny Meads	9/6/1992	Pit	L, 24-29
14	Jevon Kearse	1/2/2000	@ Pit	W, 47-36
14	Bobby Myers	9/9/2001	Mia	L, 23-31
12	Doug Cline	11/12/1961	NE	W, 27-15
12	Joe Bowden	10/18/1998	Cin	W, 44-14
10	William Fuller	11/26/1992	@ Det	W, 24-21
8#	Mike Munchak	9/14/1986	Cle	L, 20-23
8	Ray Childress	11/1/1992	@ Pit	L, 20-21
7	Doug Cline	9/10/1966	Oak	W, 31-0
5	Greg Stemrick	10/9/1977	Pit	W, 27-10
4	Wesley Woodyard	12/24/2017	LAR	L, 23-27
3#	MyCole Pruitt	12/6/2020	Cle	L, 35-41
3	Wesley Woodyard	12/6/2015	Jax	W, 42-39
0#	Treyton Burks	11/27/2022	Cin	L, 16-20
0#	Anthony Firkser	11/21/2021	Hou	L, 13-22
0	DaQuan Jones	1/1/2017	Hou	W, 24-17
0	Karl Klug	9/29/2013	NYJ	W, 38-13
0#	Erron Kinney	12/28/2003	TB	W, 33-13
0	Michael Roan	11/15/1998	Pit	W, 23-14
0	Ray Childress	12/5/1993	Atl	W, 33-17
0	Jeff Donaldson	9/21/1986	@ KC	L, 13-27
0	Mike Reinfeldt	9/19/1982	Sea	W, 23-21
0	Doug Cline	11/26/1961	Den	W, 45-14

Own fumble recovery (all others opponent fumble recoveries)

PUNT RETURN TOUCHDOWNS

Yards	Player	Date	Opp	Result
90	Adam Jones	11/19/2006	@ Phi	W, 31-13
87	Billy Johnson	10/16/1977	Cle	L, 23-24
87	Marc Mariani	11/21/2010	Was	L, 16-19
83	Billy Johnson	11/16/1975	Mia	W, 20-19
82	Bobby Jancik	12/20/1964	Den	W, 34-15
81	Adam Jones	12/31/2006	NE	L, 23-40
81	Darius Reynaud	12/30/2012	Jax	W, 38-20
79	Marc Mariani	11/13/2011	@ Car	W, 30-3
78	Ernest Givins	12/11/1994	Sea	L, 14-16
72	Billy Johnson	12/11/1977	@ Cle	W, 19-15
69	Darius Reynaud	12/30/2012	Jax	W, 38-20
69	Ronnie Coleman	10/24/1976	Cin	L, 7-27
69	Derrick Mason	10/30/2000	@ Was	W, 27-21
65	Tommie Campbell	9/23/2012	Det	W, 44-41
65	Derrick Mason	11/28/1999	@ Cle	W, 33-21
63	Billy Johnson	10/5/1975	Cin	L, 19-21
58	Justin McCareins	11/23/2003	@ Atl	W, 38-31
53	Adam Jones	10/29/2006	Hou	W, 28-22
52	Billy Johnson	10/26/1975	Det	W, 24-8
52	Adam Jones	12/11/2005	Hou	W, 13-10
23	Don Floyd	12/13/1964	NYJ	W, 33-17



ALL-TIME RETURN TOUCHDOWNS

KICKOFF RETURN TOUCHDOWNS

Yards	Player	Date	Opp	Result
105	Darius Reynaud	9/23/2012	Det	W, 44-41
104	Ken Hall	10/23/1960	@ NYJ	W, 42-28
103	Bob Gresham	9/23/1973	@ Cin	L, 10-24
101	Derrick Mason	11/18/2001	@ Cin	W, 20-7
98	Marc Mariani	10/3/2010	Den	L, 20-26
97	Carl Roaches	9/18/1983	Pit	L, 28-40
96	Carl Roaches	10/4/1981	Cin	W, 17-10
95	Willie Tullis	9/6/1981	@ LAR	W, 27-20
94	Darius Jennings	9/9/2018	@ Mia	L, 20-27
93	Steve Brown	12/11/1983	Cle	W, 34-27
93	Ode Burrell	11/29/1964	NE	L, 17-34
92	Zeke Moore	10/22/1967	@ KC	W, 24-19
90	Lorenzo White	12/4/1988	Pit	L, 34-37
88	Billy Cannon	12/18/1960	NE	W, 37-21
84	Tommie Campbell	11/27/2011	TB	W, 23-17
81	Billy Johnson	10/12/1975	@ Cle	W, 40-10
80	Derrick Mason	1/23/2000	@ Jax *	W, 33-14
75	Billy Johnson	11/6/1977	Chi	W, 47-0
75	Kevin Dyson	1/8/2000	Buf *	W, 22-16
42	A.J. Brown	11/29/2020	@ Ind	W, 45-26

* Postseason

BLOCKED PUNTS RETURNED FOR TOUCHDOWNS

Yards	Player	Date	Opp	Result
26	Donald Mitchell	10/7/2001	@ Bal	L, 7-26
20	Mike Akiu	10/27/1985	@ STL	W, 20-10
14	Larry Eaglin	10/7/1973	LAR	L, 26-31
10	Cris Dishman	10/2/1988	@ Phi	L, 23-32
7	Cris Dishman	9/24/1989	Buf	L, 41-47
0	Norm Evans	11/28/1965	@ KC	L, 21-52
0	Larry Onesti	12/18/1965	@ NE	L, 14-42
0	Ward Walsh	10/15/1972	@ Pit	L, 7-24
0	Eugene Seale	11/13/1989	Cin	W, 26-24
0	Bubba McDowell	10/6/1991	Den	W, 42-14
0	Keith Bulluck	9/14/2008	@ Cin	W, 24-7
0	Jason McCourty	10/30/2011	Ind	W, 27-10

BLOCKED/MISSED FIELD GOALS RETURNED FOR TOUCHDOWNS

Yards	Player	Date	Opp	Result
71	Ken Houston	10/15/1967	@ NYJ	T, 28-28
69	Donald Mitchell	10/21/2001	@ Det	W, 27-24
63	Tye Smith	12/1/2019	@ Ind	W, 31-17
62	Mark Johnston	11/26/1961	Den	W, 45-14
58	Tony Banfield	12/9/1962	Oak	W, 32-17

TOP PERFORMANCES: 100-YARD RUSHING GAMES

Yards	Player	Date	Opp	Att	Avg	TD
250	Derrick Henry	01/03/21	Hou	34	7.4	2
238	Derrick Henry	12/06/18	Jac	17	14.0	4
228	Chris Johnson	11/01/09	Jac	24	9.5	2
219	Derrick Henry	10/30/22	Hou	32	6.8	2
216	Billy Cannon	12/10/61	NYT	25	8.6	3
216	Eddie George	08/31/97	Oak	35	6.2	1
215	Derrick Henry	12/13/20	Jax	26	8.3	2
212	Derrick Henry	10/18/20	Hou	22	9.6	2
211	Derrick Henry	12/29/19	Hou	32	6.6	3
206	Earl Campbell	11/16/80	Chi	31	6.6	0
203	Earl Campbell	10/19/80	TB	33	6.2	0
203	Earl Campbell	12/21/80	Min	29	7.0	1
202	Earl Campbell	10/26/80	Cin	27	7.5	2
199	Earl Campbell	11/20/78	Mia	28	7.1	4
199	Eddie George	12/09/99	Oak	28	7.1	2
197	Chris Johnson	09/20/09	Hou	16	12.3	2
195	Earl Campbell	11/22/79	Dal	33	5.9	2
195	Chris Johnson	10/21/12	Buf	18	10.8	2
194	Gary Brown	11/21/93	Cle	34	5.7	1
190	Chris Johnson	11/27/11	TB	23	8.3	0
188	Derrick Henry	11/10/19	KC	23	8.2	2
186	Earl Campbell	10/11/81	Sea	39	4.8	2
183	Hoyle Granger	12/04/66	SD	19	9.6	0
182	Earl Campbell	10/04/81	Cin	37	4.9	1
182	Derrick Henry	09/19/21	Sea	35	5.2	3
181	Earl Campbell	12/14/80	GB	36	5.0	2
181	Eddie George	10/08/00	Cin	36	5.0	1
179	Sid Blanks	12/13/64	NYJ	21	8.5	3
178	Earl Campbell	10/12/80	KC	38	4.7	1
178	Derrick Henry	11/29/20	Ind	27	6.6	3
178	Travis Henry	10/15/06	Was	32	5.6	1
176	Eddie George	12/17/00	Cle	34	5.2	3
175	Chris Brown	09/09/07	Jac	19	9.2	0
170	Derrick Henry	12/16/18	NYG	33	5.2	2
168	Chris Johnson	10/19/08	KC	18	9.3	1
167	Eddie George	10/16/00	Jac	29	5.8	1

Yards	Player	Date	Opp	Att	Avg	TD
166	Gary Brown	11/14/93	Cin	26	6.4	1
166	Earl Campbell	09/02/79	Was	32	5.2	2
160	Hoyle Granger	12/23/67	Mia	21	7.6	1
159	Derrick Henry	11/24/19	Jax	19	8.5	2
158	Earl Campbell	09/23/79	Cin	34	4.6	1
157	Earl Campbell	11/02/80	Den	36	4.4	2
157	Derrick Henry	10/03/21	NYJ	33	4.8	1
156	Lorenzo White	11/21/94	NYG	27	5.8	0
155	Eddie George	10/17/99	NO	28	5.5	0
154	Chris Johnson	11/29/09	Ari	18	8.6	1
153	Eddie George	11/01/98	Pit	34	4.5	1
153	Derrick Henry	01/07/24	Jax	19	8.1	1
153	Chris Johnson	12/04/11	Buf	23	6.7	2
152	Chris Brown	09/19/04	Ind	26	5.8	1
152	Eddie George	10/06/96	Cin	26	5.8	1
151	Chris Johnson	11/23/09	Hou	29	5.2	0
150	Chris Johnson	11/03/13	StL	23	6.5	2
150	Mike Rozier	09/20/87	Buf	29	5.2	1
149	Derrick Henry	12/01/19	Ind	26	5.7	1
149	Earl Campbell	10/14/79	Bal	22	6.8	3
149	Rob Carpenter	11/27/77	KC	14	10.6	0
149	LenDale White	10/19/08	KC	17	8.8	3
149	Lorenzo White	10/11/92	Cin	25	6.0	0
148	Chris Brown	10/11/04	GB	27	5.5	2
147	Chris Brown	10/31/04	Cin	32	4.6	1
147	Derrick Henry	12/20/20	Det	24	6.1	1
145	Billy Cannon	12/17/61	Oak	21	6.9	1
144	Allen Pinkett	09/01/91	LAA	26	5.5	1
144	Mike Rozier	10/25/87	Atl	29	5.0	1
143	Joe Dawkins	11/22/70	Cle	22	6.5	2
143	Eddie George	09/08/96	Jac	17	8.4	1
143	Derrick Henry	10/18/21	Buf	20	7.2	3
143	Travis Henry	11/19/06	Phi	18	7.9	1
142	Earl Campbell	09/19/82	Sea	30	4.7	1
142	Earl Campbell	09/25/83	Buf	30	4.7	1
142	Ronnie Coleman	09/12/76	TB	25	5.7	0



TOP PERFORMANCES: 100-YARD RUSHING GAMES

Yards	Player	Date	Opp	Att	Avg	TD	Yards	Player	Date	Opp	Att	Avg	TD
142	Hoyle Granger	11/12/67	Den	22	6.5	0	121	DeMarco Murray	10/09/16	Mia	27	4.5	0
142	Skip Hicks	12/16/01	GB	17	8.4	1	120	Earl Campbell	11/05/79	Mia	32	3.8	0
142	Chris Johnson	12/25/09	SD	21	6.8	1	120	Rob Carpenter	11/13/77	Oak	19	6.3	0
142	Chris Johnson	09/12/10	Oak	27	5.3	2	119	Derrick Henry	9/27/20	Min	26	4.6	2
142	Charley Tolar	09/23/62	SD	18	7.9	1	119	Tony Pollard	11/24/24	Hou	24	5.0	1
141	Woody Campbell	12/03/67	Mia	18	7.8	1	119	Fred Willis	11/12/72	Phi	21	5.7	0
141	Eddie George	12/01/96	NYJ	28	5.0	2	118	Billy Cannon	11/05/61	Den	11	10.7	1
141	Mike Rozier	10/09/88	KC	27	5.2	0	117	Chris Johnson	11/14/10	Mia	17	6.9	1
141	Chris Johnson	09/30/12	Hou	25	5.6	0	117	Chris Johnson	12/13/09	StL	28	4.2	2
141	Chris Johnson	11/04/12	Chi	16	8.8	1	117	Larry Moriarty	11/11/84	KC	29	4.0	0
139	Hoyle Granger	12/14/69	BPA	25	5.6	0	116	Eddie George	10/05/97	Sea	26	4.5	0
138	Earl Campbell	12/04/83	Mia	28	4.9	1	116	Derrick Henry	09/14/20	Den	31	3.7	0
138	Hoyle Granger	10/01/67	Den	20	6.9	0	116	Lorenzo White	12/09/90	Cle	18	6.4	4
138	Larry Moriarty	11/18/84	NYJ	23	6.0	1	116	Lorenzo White	12/07/92	Chi	21	5.5	1
137	Earl Campbell	09/03/78	Atl	15	9.1	1	115	Derrick Henry	11/06/22	KC	17	6.8	2
137	Eddie George	10/25/98	Chi	21	6.5	0	115	Eddie George	11/23/03	Atl	26	4.4	1
136	Chris Johnson	12/07/08	Cle	19	7.2	1	115	DeMarco Murray	09/24/17	Sea	14	8.2	1
135	Travis Henry	12/24/06	Buf	25	5.4	0	115	Lorenzo White	12/03/89	Pit	23	5.0	1
135	Chris Johnson	11/08/09	SF	25	5.4	2	114	Gary Brown	12/25/93	SF	19	6.0	0
134	Earl Campbell	12/16/79	Phi	16	8.4	1	114	Rob Carpenter	09/21/80	Bal	24	4.8	1
134	Eddie George	11/19/00	Cle	36	3.7	3	114	Ronnie Coleman	10/23/77	Pit	26	4.4	0
134	Eddie George	11/08/98	TB	27	5.0	1	114	Derrick Henry	10/02/22	Ind	22	5.2	1
134	Chris Johnson	01/03/10	Sea	36	3.7	2	114	DeMarco Murray	09/25/16	Oak	16	7.1	1
133	Derrick Henry	11/22/20	Bal	28	4.8	1	114	Dave Smith	10/14/62	NYT	20	5.7	1
133	LenDale White	10/28/07	Oak	25	5.3	0	113	Eddie George	11/28/99	Cle	26	4.3	2
132	D'Onta Foreman	01/02/22	Mia	26	5.1	1	113	Eddie George	10/13/02	Jac	31	3.6	1
132	Chris Johnson	11/15/09	Buf	26	5.1	2	113	Derrick Henry	09/26/21	Ind	28	4.0	0
131	Derrick Henry	10/16/17	Ind	19	6.9	1	113	Chris Johnson	12/06/09	Ind	27	4.2	0
131	Dontrell Hilliard	11/28/21	NE	12	10.9	1	113	LenDale White	12/09/07	SD	30	3.8	1
131	Chris Johnson	10/10/10	Dal	19	6.9	2	112	Ode Burrell	11/28/65	KC	14	8.0	2
131	Earl Campbell	09/16/79	KC	32	4.1	1	112	Earl Campbell	11/18/79	Cin	19	5.9	2
130	Earl Campbell	11/10/80	NE	30	4.3	2	112	Ronnie Coleman	09/28/75	SD	16	7.0	1
130	Earl Campbell	12/11/83	Cle	32	4.1	1	112	Derrick Henry	11/01/20	Cin	18	6.2	1
130	Earl Campbell	10/16/83	Min	29	4.5	1	112	Mike Rozier	11/15/87	Pit	29	3.9	0
130	Eddie George	12/30/01	Cle	26	5.0	2	112	Marcus Mariota	12/6/15	Jax	9	12.4	1
130	Derrick Henry	10/10/21	Jax	29	4.5	3	111	Hoyle Granger	12/03/67	Mia	25	4.4	1
130	Chris Johnson	11/13/11	Car	27	4.8	1	111	Chris Johnson	10/18/10	Jax	26	4.3	1
130	Chris Johnson	12/19/10	Hou	24	5.4	1	111	Chris Johnson	12/09/10	Hou	22	5.0	1
130	Chris Johnson	11/21/10	Was	21	6.2	0	110	Ronnie Coleman	10/12/75	Cle	14	7.9	0
129	Eddie George	12/14/97	Bal	26	5.0	0	110	Eddie George	11/27/97	Dal	34	3.2	0
128	Tony Pollard	11/3/24	NE	28	4.6	0	110	Charley Tolar	11/04/62	DLT	24	4.6	0
128	Derrick Henry	10/23/22	Ind	30	4.3	0	109	Gary Brown	12/12/93	Cle	23	4.7	0
128	Chris Johnson	10/18/09	NE	17	7.5	0	109	Earl Campbell	12/10/79	Pit	33	3.3	0
127	Sid Blanks	09/19/64	Oak	6	21.2	0	109	Earl Campbell	11/30/80	Cle	27	4.0	1
127	Chris Johnson	12/29/13	Hou	27	4.7	1	109	D'Onta Foreman	11/28/21	NE	19	5.7	0
126	Derrick Henry	12/24/22	Hou	23	5.5	1	109	Eddie George	10/13/96	Atl	23	4.7	0
126	Mike Rozier	12/11/88	Cin	22	5.7	3	109	Derrick Henry	01/07/23	Jax	30	3.6	0
126	Chris Johnson	11/11/12	Mia	23	5.5	1	109	Derrick Henry	12/03/17	Hou	11	9.9	1
125	Chris Johnson	09/26/10	NYG	32	3.9	2	109	Chris Johnson	09/14/08	Cin	19	5.7	0
125	Eddie George	10/01/00	NYG	35	3.6	1	109	Charley Tolar	09/09/62	Buf	17	6.4	1
125	Eddie George	10/19/97	Was	31	4.0	2	108	Earl Campbell	12/02/79	Cle	22	4.9	1
125	Chris Johnson	11/27/08	Det	16	7.8	2	108	D'Onta Foreman	12/19/21	Pit	22	4.9	0
125	Lorenzo White	11/26/90	Buf	18	6.9	1	108	Rodney Thomas	11/05/95	Cle	17	6.4	0
124	Hoyle Granger	11/26/67	BPA	22	5.6	1	107	Earl Campbell	11/11/79	Oak	32	3.3	1
123	Earl Campbell	09/04/83	GB	27	4.6	3	107	Earl Campbell	09/10/78	KC	22	4.9	2
123	Ronnie Coleman	09/15/74	SD	21	5.9	0	107	Earl Campbell	11/13/83	Det	28	3.8	0
123	Eddie George	11/14/99	Cin	29	4.2	2	107	Eddie George	10/18/98	Cin	25	4.3	0
123	Travis Henry	10/08/06	Ind	19	6.5	0	107	Hoyle Granger	12/16/67	SD	27	4.0	1
123	DeMarco Murray	10/27/16	Jax	21	5.9	1	107	Don Hardeman	09/28/75	SD	27	4.0	1
123	DeMarco Murray	11/13/16	GB	17	7.2	1	107	Travis Henry	11/12/06	Bal	27	4.0	1
122	Earl Campbell	09/06/81	LAN	27	4.5	0	107	Roy Hopkins	10/26/69	Den	14	7.6	2
122	Earl Campbell	11/26/78	Cin	27	4.5	0	107	DeMarco Murray	10/23/16	Ind	25	4.3	1
122	Eddie George	11/09/97	NYG	32	3.8	1	107	Dave Smith	10/30/60	Buf	12	8.9	0
122	Derrick Henry	10/01/23	Cin	22	5.5	1	107	Charley Tolar	12/15/62	NYT	29	3.7	1
122	Mike Rozier	11/29/87	Ind	26	4.7	0	106	Earl Campbell	09/15/80	Cle	18	5.9	0
122	Chris Johnson	12/17/12	NYJ	21	5.8	1	106	Eddie George	10/27/02	Cin	21	5.0	0
121	Eddie George	10/11/98	Bal	30	4.0	0	106	Eddie George	09/07/97	Mia	23	4.6	1
121	Derrick Henry	12/11/22	Jax	17	7.1	1	106	Eddie George	10/12/97	Cin	30	3.5	0
121	Herman Hunter	10/11/87	Cle	28	4.3	0	106	LenDale White	11/27/08	Det	23	4.6	2



TOP PERFORMANCES: 100-YARD RUSHING GAMES

Yards	Player	Date	Opp	Att	Avg	TD	Yards	Player	Date	Opp	Att	Avg	TD
105	Earl Campbell	10/15/78	Buf	19	5.5	0	101	Chris Brown	09/26/04	Jac	23	4.4	1
105	Billy Cannon	11/06/60	Den	16	6.6	0	101	Gary Brown	09/03/95	Jac	29	3.5	0
105	Charley Tolar	11/11/62	Oak	28	3.8	1	101	Earl Campbell	10/09/83	Den	19	5.3	1
104	Chris Brown	12/05/04	Ind	19	5.5	0	101	Woody Campbell	11/12/67	Den	16	6.3	1
104	Earl Campbell	10/08/78	Oak	25	4.2	0	101	Ronnie Coleman	11/27/77	KC	15	6.7	0
104	Hoyle Granger	11/09/69	Cin	15	6.9	0	101	Eddie George	12/03/00	Phi	32	3.2	0
104	Hoyle Granger	12/15/68	BPA	18	5.8	2	101	Eddie George	12/16/02	NE	31	3.3	0
104	Derrick Henry	12/18/22	LAC	21	5.0	1	101	Hoyle Granger	09/09/67	KC	13	7.8	1
104	Chris Johnson	12/20/09	Mia	29	3.6	0	101	Derrick Henry	10/29/23	Atl	22	4.6	0
104	Dave Smith	09/11/60	Oak	19	5.5	1	101	Chris Johnson	10/02/11	Cle	23	4.4	0
104	Rodney Thomas	11/26/95	Den	13	8.0	1	101	Allen Pinkett	09/08/91	Cin	21	4.8	1
104	LenDale White	10/21/07	Hou	27	3.9	1	101	Charley Tolar	09/09/61	Oak	18	5.6	1
103	Derrick Henry	11/12/20	Ind	19	5.4	0	101	Butch Woolfolk	11/03/85	KC	14	7.2	1
103	Derrick Henry	12/08/19	Oak	18	5.7	2	100	Chris Brown	09/11/04	Mia	16	6.3	0
103	Billy Cannon	12/15/62	NYT	9	11.4	1	100	Gary Brown	12/19/93	Pit	20	5.0	0
103	Mike Rozier	12/27/87	Cin	20	5.2	0	100	Eddie George	09/21/03	NO	29	3.4	1
103	LenDale White	12/23/07	NYJ	23	4.5	0	100	Eddie George	09/20/98	NE	23	4.3	0
102	Derrick Henry	12/3/23	Ind	21	4.9	2	100	Derrick Henry	09/29/19	Atl	27	3.7	0
102	Derrick Henry	10/9/22	Was	28	3.6	2	100	Paul Robinson	12/16/73	Cin	20	5.0	1
102	Earl Campbell	10/29/78	Cin	18	5.7	0	100	Mike Rozier	09/04/88	Ind	25	4.0	1
102	Eddie George	12/26/99	Jac	26	3.9	0	100	LenDale White	11/04/07	Car	31	3.2	1
102	Eddie George	12/29/02	Hou	25	4.1	1	100	Lorenzo White	09/06/92	Pit	13	7.7	0
102	Travis Henry	12/31/06	NE	21	4.9	0							
102	Larry Moriarty	12/09/84	LAN	24	4.3	1							
102	Tony Pollard	12/08/24	Jax	21	4.9	0							

TOP PERFORMANCES: 300-YARD PASSING GAMES

Yards	Player	Date	Opp	Att	Cmp	Pct	TD	Int	Rate	Yards	Player	Date	Opp	Att	Cmp	Pct	TD	Int	Rate
527	Warren Moon	12/16/90	KC	45	27	60.0	3	0	123.1	350	Matt Hasselbeck	12/24/11	Jac	40	24	60.0	1	2	76.0
492	Billy Volek	12/19/04	Oak	60	40	66.7	4	1	107.1	348	Archie Manning	09/04/83	GB	34	22	64.7	1	2	83.9
464	George Blanda	10/29/61	Buf	32	18	56.3	4	4	101.0	347	Ryan Tannehill	09/19/21	Sea	40	27	67.5	0	0	94.5
457	Jacky Lee	10/13/61	BPA	41	27	65.9	2	2	99.3	345	Zach Mettenberger	11/23/14	Phi	39	20	51.3	2	1	88.1
432	Warren Moon	11/10/91	Dal	56	41	73.2	0	0	95.2	345	Warren Moon	11/05/89	Det	38	30	78.9	2	1	111.1
426	Billy Volek	12/13/04	KC	43	29	67.4	4	0	130.6	344	Marcus Mariota	09/30/18	Phi	43	30	69.8	2	1	99.4
423	Warren Moon	10/13/91	NYJ	50	35	70.0	2	2	92.3	343	Steve McNair	11/27/05	SF	41	23	56.1	3	1	97.9
421	Steve McNair	10/12/03	Hou	27	18	66.7	3	0	146.8	343	Warren Moon	11/04/90	LAN	43	26	60.5	1	2	74.1
418	George Blanda	11/19/61	NYT	32	20	62.5	7	1	132.8	342	George Blanda	12/22/63	Oak	32	20	62.5	5	2	112.2
414	Warren Moon	12/23/89	Cle	51	32	62.7	2	1	93.1	342	Warren Moon	10/25/92	Cin	40	27	67.5	2	1	100.2
413	Pete Beathard	09/09/68	KC	48	23	47.9	2	3	65.7	342	Warren Moon	12/05/93	Atl	42	24	57.1	1	0	91.6
402	Ryan Fitzpatrick	12/15/13	Ari	58	36	62.1	4	2	91.3	341	Steve McNair	09/12/99	Cin	32	21	65.6	3	1	119.4
399	Warren Moon	11/17/91	Cle	44	31	70.5	3	1	111.8	340	Lynn Dickey	11/04/73	Bal	32	22	68.8	3	2	108.9
398	Steve McNair	09/29/02	Oak	46	32	69.6	2	4	74.4	339	Warren Moon	12/15/85	Cle	48	22	45.8	2	2	66.2
398	Warren Moon	10/05/86	Det	38	21	55.3	1	3	67.7	338	Pete Beathard	11/16/69	Den	41	20	48.8	1	1	75.1
397	Warren Moon	09/09/90	Atl	52	31	59.6	4	2	93.2	338	Cody Carlson	11/26/92	Det	33	24	72.7	1	2	90.2
393	George Blanda	11/01/64	Buf	68	37	54.4	1	3	58.0	338	Warren Moon	09/24/89	Buf	42	28	66.7	1	2	79.3
391	Ryan Tannehill	12/08/19	Oak	27	21	77.8	3	1	140.4	334	Steve McNair	11/25/01	Pit	37	23	62.2	2	2	87.0
389	Ryan Tannehill	12/06/20	Cle	45	29	64.4	3	1	104.8	334	Steve McNair	12/01/02	NYG	43	30	69.8	3	0	115.8
388	Ken Stabler	11/23/80	NYJ	51	33	64.7	4	4	81.2	334	Warren Moon	10/06/91	Den	31	19	61.3	2	1	106.1
387	Vince Young	11/29/09	Ari	43	27	62.8	1	0	99.7	334	Billy Volek	11/14/04	Chi	44	27	61.4	2	1	90.5
386	George Blanda	09/16/62	BPA	36	20	55.6	3	4	81.3	333	Ryan Tannehill	11/17/22	GB	27	22	81.5	2	1	127.3
381	Warren Moon	10/28/90	NYJ	43	30	69.8	1	0	104.9	331	Jacky Lee	11/25/60	BPA	38	21	55.3	1	0	93.2
378	Jake Locker	09/23/12	Det	42	29	69.0	2	0	113.0	331	Ryan Tannehill	11/03/19	Car	39	27	69.2	1	2	82.3
377	Gifford Nielsen	12/20/81	Pit	37	24	64.9	3	2	103.1	330	Cody Carlson	12/13/92	GB	36	25	69.4	0	2	75.0
371	Marcus Mariota	11/08/15	NO	39	28	71.8	4	0	135.7	330	Warren Moon	12/08/85	NYG	47	26	55.3	2	2	73.9
369	Warren Moon	10/14/90	Cin	33	21	63.6	5	1	128.7	330	Warren Moon	09/06/92	Pit	45	29	64.4	2	5	61.6
369	Warren Moon	11/07/93	Sea	55	36	65.5	2	2	81.6	329	Dan Pastorini	10/17/76	SD	39	25	64.1	3	1	105.6
367	Marcus Mariota	09/27/15	Ind	44	27	61.4	2	2	84.2	329	Don Trull	11/13/66	BPA	45	23	51.1	3	0	97.4
366	George Blanda	11/13/60	LAC	55	31	56.4	3	4	64.7	328	George Blanda	11/06/64	BPA	44	20	45.5	2	1	76.7
366	Ryan Tannehill	10/18/20	Hou	41	30	73.2	4	1	122.6	327	Will Lewis	12/11/23	Mia	38	23	60.5	1	1	86.2
365	Warren Moon	09/09/84	Ind	43	23	53.5	0	0	82.0	327	Warren Moon	11/29/87	Ind	44	24	54.5	3	2	82.3
364	Warren Moon	12/22/85	Ind	40	22	55.0	2	2	81.7	326	Jake Locker	10/20/13	SF	41	25	61.0	2	1	92.1
361	Warren Moon	09/13/92	Ind	39	29	74.4	2	0	119.7	324	Warren Moon	11/24/91	Pit	48	24	50.0	2	5	46.2
360	Steve McNair	10/05/03	NE	45	23	51.1	0	1	68.8	323	Ryan Tannehill	11/21/21	Hou	52	35	67.3	1	4	58.4
358	Matt Hasselbeck	09/18/11	Bal	42	30	71.4	1	1	95.1	322	Warren Moon	11/18/90	Cle	32	24	75.0	5	0	146.1
356	Warren Moon	10/21/84	SF	33	25	75.8	2	2	105.1	321	Warren Moon	10/18/92	Den	39	23	59.0	2	1	91.9
355	Warren Moon	09/30/90	SD	46	27	58.7	2	1	88.6	321	Ryan Tannehill	09/27/20	Min	37	23	62.2	0	1	78.8
355	Neil O'Donnell	10/03/99	SF	40	20	50.0	2	1	87.0	320	Ryan Fitzpatrick	11/24/13	Oak	42	30	71.4	2	0	109.2
354	Dan Pastorini	10/20/74	StL	40	26	65.0	1	0	101.5	317	Warren Moon	10/15/89	Chi	26	16	61.5	2	2	97.8
352	Chris Chandler	09/24/95	Cin	26	23	88.5	4	0	158.3	315	Warren Moon	09/08/91	Cin	37	22	59.5	1	1	84.9
351	George Blanda	12/03/61	SD	33	20	60.6	4	1	123.9	315	Jerry Rhome	12/13/70	Cin	54	27	50.0	2	2	65.0
350	George Blanda	12/17/61	Oak	31	18	58.1	4	2	110.2	314	Pete Beathard	10/20/69	NYJ	47	23	48.9	1	3	51.2



TOP PERFORMANCES: 300-YARD PASSING GAMES

Yards	Player	Date	Opp	Att	Cmp	Pct	TD	Int	Rate
313	Marcus Mariota	11/06/16	SD	43	27	62.8	3	2	88.6
312	George Blanda	10/25/64	SD	37	22	59.5	1	2	73.3
312	Ryan Tannehill	10/20/19	LAC	29	23	79.3	2	1	120.1
311	Matt Hasselbeck	09/25/11	Den	36	27	75.0	2	0	119.1
310	Steve McNair	12/18/05	Sea	38	23	60.5	2	0	104.1
310	Warren Moon	11/09/86	Cin	44	25	56.8	1	0	86.4
310	Warren Moon	09/26/93	LAN	42	19	45.2	1	2	58.6
310	Warren Moon	09/13/87	LAN	43	21	48.8	2	2	68.9
310	Neil O'Donnell	09/19/99	Cle	40	31	77.5	1	0	107.3
309	Jake Locker	12/02/12	Hou	45	21	46.7	1	3	49.2
308	George Blanda	09/22/63	NYJ	37	25	67.6	1	2	79.6
308	George Blanda	11/07/65	Oak	60	27	45.0	2	3	51.3
308	Steve McNair	12/08/96	Jac	37	24	64.9	1	1	88.6
308	Warren Moon	09/23/90	Ind	39	29	74.4	3	1	111.9
306	Marcus Mariota	11/16/17	Pit	33	22	66.7	1	4	66.8
306	Marcus Mariota	10/16/17	Ind	32	23	71.9	1	1	99.2
306	Warren Moon	12/16/84	Cle	31	19	61.3	0	0	94.3
305	Vince Young	11/19/07	Den	41	26	63.4	1	2	73.7
304	George Blanda	10/24/65	KC	33	19	57.6	5	0	128.0

Yards	Player	Date	Opp	Att	Cmp	Pct	TD	Int	Rate
304	Marcus Mariota	09/19/19	Jax	40	23	57.5	0	0	81.7
304	Warren Moon	10/26/86	LAA	46	18	39.1	0	4	26.0
303	George Blanda	09/25/66	Buf	54	23	42.6	2	5	34.7
303	Marcus Mariota	11/26/18	Hou	23	22	95.7	2	0	147.7
303	Warren Moon	12/02/84	Pit	45	27	60.0	1	3	59.8
302	Steve McNair	12/09/01	Min	33	25	75.8	2	0	123.5
300	George Blanda	10/02/66	Den	37	15	40.5	5	2	86.7
300	Kerry Collins	01/02/11	Ind	39	28	71.8	2	0	111.1
300	Archie Manning	09/18/83	Pit	35	16	45.7	1	4	45.8
300	Warren Moon	11/26/90	Buf	22	16	72.7	2	0	145.1

TOP PERFORMANCES: 100-YARD RECEIVING GAMES

Yards	Player	Date	Opp	Rec	Avg	TD
272	Charlie Hennigan	10/13/61	BPA	13	20.9	1
245	Haywood Jeffries	12/16/90	KC	9	27.2	1
233	Drew Bennett	12/13/04	KC	12	19.4	3
232	Charlie Hennigan	10/29/61	Buf	9	25.8	2
225	Kenny Britt	10/24/10	Phi	7	32.1	3
214	Charlie Hennigan	12/03/61	SD	10	21.4	3
210	Drew Hill	12/22/85	Ind	9	23.3	2
202	Charlie Hennigan	09/16/62	BPA	8	25.3	2
197	Tim Smith	09/04/83	GB	8	24.6	1
188	Charlie Hennigan	09/27/64	Den	11	17.1	0
186	Charlie Hennigan	09/22/63	NYJ	9	20.7	1
186	Haywood Jeffries	10/13/91	NYJ	13	14.3	0
186	Derrick Mason	01/06/02	Cin	9	20.7	2
185	Drew Hill	11/09/86	Cin	10	18.5	0
183	Charlie Hennigan	11/29/64	BPA	12	15.1	0
182	Corey Davis	12/06/20	Cle	11	16.5	1
182	Charley Frazier	09/19/65	BPA	6	30.3	2
182	Bill Groman	11/20/60	Den	3	60.7	2
180	Ken Burrough	11/06/77	Chi	6	30.0	2
179	Mike Montgomery	10/20/74	StL	9	19.9	1
177	Ken Burrough	11/02/75	KC	7	25.3	2
177	Derrick Mason	10/12/03	Hou	6	29.5	3
171	Bill Groman	11/25/60	BPA	9	19.0	1
169	Jared Cook (TE)	12/24/11	Jac	8	21.1	1
167	Tim Smith	12/16/84	Cle	7	23.9	0
162	Kevin Dyson	09/12/99	Cin	9	18.0	2
161	Corey Davis	09/30/18	Phi	9	17.9	1
160	Drew Bennett	12/19/04	Oak	13	12.3	2
160	Charlie Hennigan	11/01/64	Buf	12	13.3	0
159	Tim Smith	09/16/84	SD	5	31.8	1
158	Charley Frazier	11/13/66	BPA	6	26.3	2
156	Ernest Givins	11/16/86	Pit	8	19.5	1
155	A.J. Brown	10/31/21	Ind	10	15.5	1
155	Delanie Walker (TE)	11/23/14	Phi	5	31.0	0
155	Ernest Givins	10/05/86	Det	5	31.0	0
155	Bill Groman	11/06/60	Den	7	22.1	2
154	Charley Frazier	10/02/66	Den	5	30.8	3
153	A.J. Brown	10/25/20	Pit	6	25.5	1
153	A.J. Brown	12/08/19	Oak	5	30.6	2
152	Bill Groman	11/19/61	NYT	5	30.4	3
151	A.J. Brown	01/03/21	Hou	10	15.1	1
151	Ernest Givins	10/06/91	Den	5	30.2	0
150	Dave Casper (TE)	11/30/80	Cle	7	21.4	1
150	Bill Groman	12/18/60	BPA	7	21.4	0
150	Jerry LeVias	11/16/69	Den	7	21.4	1
150	Tim Smith	12/11/83	Cle	7	21.4	2
150	Kendall Wright	12/15/13	Ari	12	12.5	0

Yards	Player	Date	Opp	Rec	Avg	TD
148	Drew Bennett	11/14/04	Chi	6	24.7	1
148	Drew Hill	10/30/88	Was	9	16.4	3
147	Justin Gage	11/16/08	Jac	4	36.8	2
147	Chris Sanders	11/26/95	Den	5	29.4	2
147	Tim Smith	09/25/83	Buf	11	13.4	0
145	A.J. Brown	12/23/21	SF	11	13.2	1
145	Ken Burrough	11/03/74	NYJ	7	20.7	0
145	Charlie Hennigan	09/09/62	Buf	10	14.5	2
145	Charlie Hennigan	10/25/64	SD	8	18.1	2
144	Drew Hill	11/17/91	Cle	11	13.1	2
143	Kenny Britt	12/09/12	Ind	8	17.9	0
143	Charley Frazier	11/06/64	BPA	9	15.9	1
143	Charlie Joiner	12/13/70	Cin	6	23.8	2
143	Calvin Ridley	10/27/24	Det	10	14.3	0
143	Yancey Thigpen	10/03/99	SF	6	23.8	1
142	Delanie Walker (TE)	09/14/14	Dal	10	14.2	1
141	Drew Hill	12/23/89	Cle	10	14.1	2
140	Bill Groman	10/16/60	DLT	10	14.0	1
140	DeAndre Hopkins	10/08/23	Ind	8	17.5	0
139	Dave Casper (TE)	12/20/81	Pit	6	23.2	3
139	Willard Dewveall (TE)	11/25/62	SD	3	46.3	2
139	Drew Hill	11/13/88	Sea	8	17.4	1
139	Haywood Jeffries	11/28/93	Pit	7	19.9	1
138	Charlie Hennigan	10/17/64	NYJ	8	17.3	1
138	Drew Hill	10/26/86	LAA	7	19.7	0
138	Billy Johnson	12/18/77	Cin	6	23.0	1
137	Willard Dewveall (TE)	12/22/63	Oak	7	19.6	2
137	Derrick Mason	12/14/03	Buf	9	15.2	0
136	Kenny Britt	09/11/11	Jax	5	27.2	2
136	Ken Burrough	10/17/76	SD	5	27.2	2
135	A.J. Brown	11/24/19	Jax	4	33.8	1
135	Kenny Britt	09/18/11	Bal	9	15.0	1
135	Webster Slaughter	11/07/93	Sea	9	15.0	1
134	Bill Groman	11/05/61	Den	3	44.7	2
134	Drew Hill	11/29/87	Ind	7	19.1	2
133	A.J. Brown	10/24/21	KC	8	16.6	1
133	Curtis Duncan	10/18/92	Den	5	26.6	0
133	Charlie Hennigan	09/14/63	Den	4	33.3	0
133	Derrick Mason	12/01/03	NYJ	11	12.1	1
133	Kendall Wright	10/16/16	Cle	8	16.6	1
132	Drew Hill	10/27/85	StL	6	22.0	1
132	Alvin Reed (TE)	10/27/68	Buf	4	33.0	2
132	Kendall Wright	11/30/14	Hou	7	18.9	1
131	Sid Blanks (RB)	09/12/64	SD	13	10.1	0
131	Nate Washington	09/22/13	SD	8	16.4	0
130	Curtis Duncan	11/18/90	Cle	7	18.6	1
130	Charlie Hennigan	10/17/65	Den	7	18.6	0

TOP PERFORMANCES: 100-YARD RECEIVING GAMES

Yards	Player	Date	Opp	Rec	Avg	TD	Yards	Player	Date	Opp	Rec	Avg	TD
130	Butch Woolfolk (RB)	12/01/85	Cin	9	14.4	1	114	Billy Cannon (RB)	12/10/61	NYT	5	22.8	2
130	Nate Washington	12/11/11	NO	6	21.7	1	114	Drew Hill	12/21/86	Buf	5	22.8	0
129	Ken Burrough	12/21/75	Cle	5	25.8	1	114	Justin Hunter	12/08/13	Den	4	28.5	1
129	Mac Haik	12/07/68	Buf	6	21.5	1	114	Derrick Mason	11/25/01	Pit	7	16.3	0
129	Drew Hill	12/01/85	Cin	7	18.4	0	114	Rishard Matthews	01/01/17	Hou	9	12.7	1
129	Drew Hill	10/27/91	Cin	6	21.5	1	114	Bob McLeod (TE)	12/09/62	Oak	5	22.8	1
128	Kenny Britt	12/19/10	Hou	6	21.3	0	113	Drew Bennett	12/10/06	Hou	6	18.8	0
128	Kenny Britt	11/29/09	Ari	7	18.3	1	113	Corey Davis	11/22/20	Bal	5	22.6	0
128	Corey Davis	11/01/20	Cin	8	16.0	1	113	Anthony Firkser (TE)	10/18/20	Hou	8	14.1	1
128	Charley Frazier	09/25/66	Buf	6	21.3	1	113	Dorial Green-Beckham	12/20/15	NE	6	18.8	0
128	Ernest Givins	10/08/89	NE	5	25.6	0	113	Charlie Hennigan	09/09/61	Oak	4	28.3	1
128	Drew Hill	10/15/89	Chi	5	25.6	1	113	Charlie Hennigan	11/25/60	BPA	7	16.1	0
128	Mike Holston	12/20/81	Pit	5	25.6	0	113	Drew Hill	11/24/88	Dal	9	12.6	1
128	DeAndre Hopkins	10/29/23	Atl	4	32.0	3	113	Rishard Matthews	11/16/17	Pit	5	22.6	1
128	Julio Jones	09/19/21	Sea	6	21.3	0	112	A.J. Brown	12/13/20	Jax	7	16.0	1
127	Billy Parks	11/04/73	Bal	5	25.4	1	112	Ken Burrough	12/14/75	Oak	4	28.0	2
127	Chris Sanders	12/08/96	Jac	7	18.1	0	112	Pat Coleman	09/25/94	Cin	4	28.0	0
126	Ernest Givins	11/22/87	Cle	3	42.0	1	112	Kevin Dyson	11/25/01	Pit	4	28.0	1
125	Corey Davis	11/11/18	NE	7	17.9	1	112	John White (TE)	09/24/61	SD	6	18.7	1
125	Tim Smith	12/15/85	Cle	7	17.9	1	112	Nate Washington	09/23/12	Det	3	37.3	1
124	Drew Bennett	12/05/04	Ind	3	41.3	3	111	Treyton Burks	11/17/22	GB	7	15.9	0
124	A.J. Brown	12/29/19	Hou	4	31.0	1	111	Ken Burrough	10/26/75	Det	3	37.0	1
124	DeAndre Hopkins	12/11/23	Mia	7	17.7	1	111	Charlie Hennigan	11/22/64	KC	8	13.9	2
124	Delanie Walker (TE)	11/13/16	GB	9	13.8	1	110	Corey Davis	12/20/20	Det	4	27.5	1
124	Oliver Williams	10/18/87	NE	9	13.8	1	110	Kevin Dyson	12/02/01	Cle	6	18.3	0
124	Roydell Williams	10/21/07	Hou	5	24.8	0	110	Charlie Hennigan	11/13/60	LAC	8	13.8	0
124	Butch Woolfolk (RB)	10/06/85	Den	8	15.5	1	110	Jerry LeVias	12/06/69	NYJ	9	12.2	1
123	Ken Burrough	11/18/79	Cin	6	20.5	0	110	Webster Slaughter	09/18/94	Buf	4	27.5	0
123	Bill Groman	10/22/61	DLT	4	30.8	2	109	Drew Bennett	10/03/04	SD	9	12.1	0
123	Charlie Hennigan	12/17/61	Oak	5	24.6	0	109	Ken Burrough	11/11/79	Oak	3	36.3	2
123	Charlie Hennigan	11/19/61	NYT	8	15.4	1	109	Eddie George (RB)	11/26/00	Jac	7	15.6	0
123	Charlie Hennigan	09/28/63	Buf	8	15.4	3	109	Ernest Givins	09/09/90	Atl	4	27.3	2
123	Drew Hill	09/23/90	Ind	10	12.3	0	109	Bill Groman	10/13/61	BPA	5	21.8	1
123	Webster Slaughter	12/24/94	NYJ	8	15.4	0	109	Charlie Hennigan	09/24/61	SD	6	18.2	0
122	Ken Burrough	12/19/71	SD	4	30.5	1	109	Charlie Hennigan	10/08/61	Buf	4	27.3	0
122	Billy Cannon (RB)	11/19/61	NYT	7	17.4	3	109	Drew Hill	12/20/87	Pit	4	27.3	2
122	Charlie Hennigan	12/08/63	BPA	9	13.6	2	109	Drew Hill	12/27/87	Cin	6	18.2	0
122	Haywood Jeffries	11/24/91	Pit	8	15.3	1	109	Justin Hunter	11/24/13	Oak	6	18.2	1
122	Jerry LeVias	10/26/69	Den	4	30.5	1	109	Derrick Mason	09/08/02	Phi	7	15.6	0
122	Derrick Mason	12/02/01	Cle	3	40.7	2	109	Delanie Walker (TE)	11/19/15	Jac	8	13.6	0
122	Rishard Matthews	11/20/16	Ind	9	13.6	0	108	Willard Dewveall (TE)	12/17/61	Oak	3	36.0	2
122	Alvin Reed (TE)	09/29/68	Oak	8	15.3	0	108	Ernest Givins	09/11/88	LAA	9	12.0	1
121	Derrick Mason	12/19/04	Oak	9	13.4	1	108	Ernest Givins	12/14/86	Min	6	18.0	1
120	Dave Casper (TE)	12/21/80	Min	7	17.1	1	108	Ronnie Harmon (RB)	11/10/96	NO	7	15.4	1
120	Tim Smith	12/08/85	NYG	7	17.1	1	108	Charlie Hennigan	10/22/61	DLT	4	27.0	1
120	Butch Woolfolk (RB)	09/08/85	Mia	3	40.0	1	108	Webster Slaughter	12/05/93	Atl	8	13.5	1
119	Charley Frazier	11/20/66	Buf	4	29.8	1	108	Tim Smith	12/02/84	Pit	7	15.4	0
119	Ernest Givins	12/18/88	Cle	6	19.8	0	107	Ken Burrough	10/10/76	Den	5	21.4	0
119	Dorial Green-Beckham	12/06/15	Jax	5	23.8	1	107	Billy Cannon (RB)	12/02/62	Den	5	21.4	2
119	Charlie Hennigan	09/19/64	Oak	7	17.0	1	107	Ernest Givins	09/26/93	LAN	3	35.7	1
119	Alvin Reed (TE)	10/20/69	NYJ	7	17.0	0	107	Drew Hill	11/15/87	Pit	4	26.8	1
119	Nick Westbrook-Ikhine	11/13/22	Den	5	23.8	2	107	Derrick Mason	12/16/01	GB	8	13.4	1
118	Ernest Givins	11/20/88	Pho	5	23.6	2	107	Alvin Reed (TE)	09/09/68	KC	4	26.8	0
118	Derrick Mason	09/15/02	Dal	7	16.9	0	107	Tim Smith	11/11/84	KC	8	13.4	0
118	Kalif Raymond	09/27/20	Min	3	39.3	0	107	Nick Westbrook-Ikhine	11/21/21	Hou	7	15.3	0
117	Ken Burrough	11/04/73	Bal	7	16.7	0	107	Damian Williams	11/13/11	Car	5	21.4	1
117	Ernest Givins	09/13/87	LAN	6	19.5	1	106	Drew Bennett	09/10/06	NYJ	8	13.3	0
117	Bill Groman	11/12/61	BPA	6	19.5	1	106	Ken Burrough	12/03/72	Atl	4	26.5	0
117	Haywood Jeffries	09/06/92	Pit	7	16.7	0	106	Willard Dewveall	10/28/62	DLT	5	21.2	0
117	Nate Washington	12/22/13	Jac	6	19.5	1	106	Charley Frazier	10/20/63	Buf	3	35.3	1
117	Nate Washington	11/21/10	Was	5	23.4	0	106	Bill Groman	10/09/60	NYT	6	17.7	0
117	Nate Washington	10/31/10	SD	4	29.3	1	106	Gary Wellman	01/02/94	NYJ	8	13.3	0
117	Nick Westbrook-Ikhine	11/17/24	Min	2	58.5	1	106	Lorenzo White (RB)	09/13/92	Ind	4	26.5	1
116	Derrick Mason	12/01/02	NYG	12	9.7	1	105	Mike Barber (TE)	11/10/80	NE	3	35.0	1
116	Ben Troupe (TE)	12/18/05	Sea	6	19.3	0	105	Drew Bennett	09/21/03	NO	8	13.1	1
115	Drew Bennett	11/12/06	Bal	6	19.2	0	105	Kenny Britt	10/04/09	Jac	7	15.0	0
115	Bill Groman	09/11/60	Oak	6	19.2	1	105	Chris Brown (RB)	11/27/05	SF	3	35.0	1
115	Nate Washington	11/20/11	Atl	9	12.8	2	105	Rishard Matthews	12/18/16	KC	4	26.3	0
114	Jim Beirne	11/09/69	Cin	6	19.0	2	105	Carl Pickens	09/24/00	Pit	2	52.5	0
114	A.J. Brown	12/15/19	Hou	8	14.3	1	105	Bo Scaife (TE)	09/07/08	Jac	6	17.5	0



TOP PERFORMANCES: 100-YARD RECEIVING GAMES

Yards	Player	Date	Opp	Rec	Avg	TD	Yards	Player	Date	Opp	Rec	Avg	TD
105	Nate Washington	09/29/13	NYJ	4	26.3	2	101	Bill Groman	12/11/60	Buf	3	33.7	1
105	Lorenzo White (RB)	12/20/92	Cle	6	17.5	0	101	Charlie Hennigan	10/01/61	DLT	3	33.7	1
104	Kevin Dyson	09/10/00	KC	6	17.3	1	101	Charlie Hennigan	09/07/63	Oak	7	14.4	1
104	Justin Gage	12/30/07	Ind	7	14.9	0	101	Drew Hill	11/05/89	Det	9	11.2	1
104	Justin Gage	12/21/08	Pit	5	20.8	1	101	Drew Hill	11/08/87	SF	4	25.3	0
104	Ernest Givins	10/16/88	Pit	5	20.8	1	101	Mike Holston	11/29/81	Atl	8	12.6	1
104	Leonard Harris	10/11/87	Cle	6	17.3	0	101	Roy Hopkins (RB)	11/08/70	KC	6	16.8	0
104	Charlie Hennigan	11/15/64	Oak	6	17.3	0	101	Brandon Jones	12/24/06	Buf	5	20.2	1
104	Billy Johnson	11/28/76	Atl	5	20.8	1	101	Jerry LeVias	11/29/70	Den	3	33.7	2
104	Derrick Mason	09/19/04	Ind	8	13.0	0	101	Jerry LeVias	11/23/69	Mia	4	25.3	1
104	Chris Sanders	09/24/95	Cin	2	52.0	2	101	Chris Sanders	10/18/98	Cin	3	33.7	0
104	Taywan Taylor	12/02/18	NYJ	3	34.7	0	101	Tajae Sharpe	10/21/18	LAC	7	14.4	0
103	Jim Beirne	11/28/68	KC	4	25.8	1	101	Tim Smith	10/21/84	SF	6	16.8	1
103	Drew Hill	12/08/85	NYG	6	17.2	0	101	Kendall Wright	09/13/15	TB	4	25.3	1
103	Haywood Jeffires	09/11/94	Dal	6	17.2	0	100	Dave Casper (TE)	11/28/82	NE	6	16.7	1
103	Derrick Mason	10/01/00	NYG	6	17.2	1	100	Curtis Duncan	12/13/92	GB	6	16.7	0
103	Jared Cook (TE)	12/18/11	Ind	9	11.4	0	100	Charley Frazier	09/03/66	Den	6	16.7	3
103	Kendall Wright	11/24/13	Oak	6	17.2	1	100	A.J. Brown	09/08/19	Cle	3	33.3	0
102	Dave Casper (TE)	12/19/82	Phi	5	20.4	1	100	Ernest Givins	10/25/92	Cin	8	12.5	1
102	Willie Frazier (TE)	11/06/64	BPA	2	51.0	1	100	Ernest Givins	11/26/92	Det	4	25.0	0
102	Ernest Givins	11/23/86	Ind	7	14.6	0	100	Bill Groman	10/29/61	Buf	2	50.0	2
102	Bill Groman	10/23/60	NYT	5	20.4	3	100	Drew Hill	11/20/88	Pho	5	20.0	1
102	Drew Hill	11/26/90	Buf	6	17.0	0	100	Chris Johnson (RB)	11/15/09	Buf	9	11.1	0
102	Drew Hill	12/13/87	NO	4	25.5	0	100	Marcus Johnson	11/14/21	NO	5	20.0	0
102	Chris Sanders	12/01/96	NYJ	3	34.0	1	100	Charlie Joiner	10/25/70	SD	5	20.0	1
102	Tim Smith	09/09/84	Ind	6	17.0	0	100	Chris Sanders	12/19/99	Atl	5	20.0	1
102	Yancey Thigpen	09/27/98	Jac	6	17.0	2	100	Chris Sanders	12/14/97	Bal	7	14.3	0
102	Nate Washington	12/14/14	NYJ	6	17.0	0	100	Chris Sanders	10/13/96	Atl	4	25.0	1
101	A.J. Brown	11/08/20	Chi	4	25.3	1	100	Frank Wycheck (TE)	10/21/01	Det	7	14.3	1
101	Corey Davis	09/14/20	Den	7	14.4	0							
101	Ernest Givins	10/14/90	Cin	6	16.8	1							
101	Bill Groman	12/10/61	NYT	5	20.2	0							

CAREER 100-YARD RECEIVING GAMES

No.	Player	W-L-T
28	Charlie Hennigan	12-15-1
24	Drew Hill	15-9-0
17	Ernest Givins	10-7-0
16	Bill Groman	15-0-1
13	Ken Burrough	11-2-0
13	Derrick Mason	7-6-0
12	A.J. Brown	10-2-0
11	Tim Smith	3-8-0
9	Drew Bennett	3-6-0
9	Nate Washington	4-5-0
8	Charles Frazier	3-5-0
8	Chris Sanders	6-2-0
7	Kenny Britt	4-3-0
7	Corey Davis	5-2-0
6	Haywood Jeffires	3-3-0
5	Dave Casper	2-3-0
5	Jerry LeVias	3-1-1
5	Kendall Wright	3-2-0
4	Willard Dewveall	2-2-0
4	Kevin Dyson	3-1-0
4	Rishard Matthews	2-2-0
4	Alvin Reed	1-3-0
4	Webster Slaughter	2-2-0
4	Delanie Walker	1-3-0
3	Billy Cannon	3-0-0
3	Curtis Duncan	1-2-0
3	Justin Gage	3-0-0
3	DeAndre Hopkins	2-1-0
3	Nick Westbrook-Ikhine	1-2-0
3	Butch Woolfolk	1-2-0
2	Jim Bierne	0-1-1
2	Jared Cook	1-1-0
2	Dorial Green-Beckham	1-1-0
2	Mike Holston	1-1-0
2	Justin Hunter	1-1-0
2	Billy Johnson	2-0-0
2	Charlie Joiner	0-1-1
2	Yancey Thigpen	0-2-0
2	Lorenzo White	2-0-0
1	Mike Barber	1-0-0
1	Sid Blanks	0-1-0
1	Chris Brown	1-0-0
1	Treyton Burks	1-0-0
1	Pat Coleman	1-0-0
1	Anthony Firkser	1-0-0
1	Willie Fraizer	1-0-0
1	Eddie George	0-1-0
1	Mac Haik	1-0-0
1	Ronnie Harmon	1-0-0
1	Leonard Harris	1-0-0
1	Roy Hopkins	0-1-0
1	Chris Johnson	1-0-0
1	Marcus Johnson	1-0-0
1	Brandon Jones	1-0-0
1	Julio Jones	1-0-0
1	Bob McLeod	1-0-0
1	Mike Montgomery	0-1-0
1	Billy Parks	1-0-0
1	Carl Pickens	1-0-0
1	Kalif Raymond	1-0-0
1	Calvin Ridley	0-1-0
1	Bo Scaife	1-0-0
1	Tajaé Sharpe	0-1-0
1	Taywan Taylor	1-0-0
1	Ben Troupe	0-1-0
1	Gary Wellman	1-0-0
1	John White	0-1-0
1	Damian Williams	1-0-0
1	Oliver Williams	0-1-0
1	Roydell Williams	1-0-0
1	Frank Wycheck	1-0-0

CAREER 100-YARD RUSHING GAMES

No.	Player	W-L-T
39	Earl Campbell	28-11-0
38	Derrick Henry	29-9-0
36	Eddie George	30-6-0
35	Chris Johnson	26-9-0
11	Hoyle Granger	8-2-1
8	Mike Rozier	6-2-0
7	Chris Brown	4-3-0
7	LenDale White	6-1-0
7	Lorenzo White	4-3-0
6	Gary Brown	6-0-0
6	Ronnie Coleman	5-1-0
6	DeMarco Murray	4-2-0
6	Charlie Tolar	6-0-0
6	Travis Henry	3-3-0
5	Billy Cannon	5-0-0
3	Rob Carpenter	2-1-0
3	D'Onta Foreman	1-2-0
3	Larry Moriarty	2-1-0
3	Tony Pollard	2-1-0
3	Dave Smith	3-0-0
2	Sid Blanks	2-0-0
2	Woody Campbell	2-0-0
2	Allen Pinkett	2-0-0
2	Rodney Thomas	2-0-0
1	Ode Burrell	0-1-0
1	Joe Dawkins	0-1-0
1	Don Hardeman	1-0-0
1	Dontrell Hilliard	0-1-0
1	Skip Hicks	1-0-0
1	Roy Hopkins	1-0-0
1	Herman Hunter	1-0-0
1	Marcus Mariota	1-0-0
1	Paul Robinson	0-1-0
1	Fred Willis	0-1-0
1	Butch Woolfolk	1-0-0

CAREER 300-YARD PASSING GAMES

No.	Player	W-L-T
38	Warren Moon	20-18-0
15	George Blanda	5-10-0
10	Steve McNair	4-6-0
9	Ryan Tannehill	7-2-0
8	Marcus Mariota	3-5-0
3	Pete Beathard	0-2-1
3	Matt Hasselbeck	3-0-0
3	Jake Locker	1-2-0
3	Billy Volek	0-3-0
2	Cody Carlson	1-1-0
2	Ryan Fitzpatrick	1-1-0
2	Jacky Lee	1-0-1
2	Archie Manning	0-2-0
2	Neil O'Donnell	1-1-0
2	Dan Pastorini	0-2-0
2	Vince Young	1-1-0
1	Chris Chandler	1-0-0
1	Kerry Collins	0-1-0
1	Lynn Dickey	1-0-0
1	Will Levis	1-0-0
1	Zach Mettenberger	0-1-0
1	Gifford Nielsen	1-0-0
1	Jerry Rhome	0-1-0
1	Ken Stabler	0-1-0
1	Don Trull	0-1-0



TOP PERFORMANCES BY TEAMMATES

GAMES WITH MORE THAN ONE 100-YARD RUSHER

Dec. 15, 1962	@ New York, Billy Cannon (9-103) and Charlie Tolar (29-107)
Nov. 12, 1967	@ Denver, Woody Campbell (16-101) and Hoyle Granger (22-142)
Dec. 3, 1967	vs. Miami, Woody Campbell (18-141) and Hoyle Granger (25-111)
Sep. 28, 1975	vs. San Diego, Ronnie Coleman (16-112) and Don Hardeman (27-107)
Nov. 27, 1977	vs. Kansas City, Rob Carpenter (14-149) and Ronnie Coleman (15-101)
Oct. 19, 2008	@ Kansas City, Chris Johnson (18-168) and LenDale White (17-149)
Nov. 27, 2008	@ Detroit, Chris Johnson (16-125) and LenDale White (23-106)
Nov. 28, 2021	@ New England, Dontrell Hilliard (12-131) and D'Onta Foreman (19-109)

GAMES WITH MORE THAN ONE 100-YARD RECEIVER

Nov. 25, 1960	@ Boston, Bill Groman (9-171) and Charlie Hennigan (7-113)
Sep. 24, 1961	@ San Diego, Charlie Hennigan (6-109) and John White (6-112)
Oct. 13, 1961	@ Boston, Bill Groman (8-148) and Charlie Hennigan (13-272)
Oct. 22, 1961	vs. Dallas, Bill Groman (4-123) and Charlie Hennigan (4-108)
Sep. 12, 1964	@ San Diego, Sid Banks (12-131) and Charlie Hennigan (7-104)
Nov. 6, 1964	@ Boston, Charles Frazier (9-143) and Willie Frazier (2-102)
Nov. 4, 1973	@ Baltimore, Ken Burrough (7-117) and Dave Parks (5-127)
Nov. 20, 1978	vs. Miami, Mike Barber (4-112) and Ken Burrough (6-103)
Nov. 20, 1988	vs. Phoenix, Ernest Givens (5-118) and Drew Hill (5-100)
Nov. 25, 2001	vs. Pittsburgh, Kevin Dyson (4-112) and Derrick Mason (7-114)
Dec. 2, 2001	@ Cleveland, Kevin Dyson (6-110) and Derrick Mason (3-122)
Dec. 19, 2004	@ Oakland, Derrick Mason (9-121) and Drew Bennett (13-160)
Nov. 24, 2013	@ Oakland, Justin Hunter (6-109) and Kendall Wright (6-103)

GAMES WITH 300-YARD PASSER, TWO 100-YARD RECEIVERS

Nov. 25, 1960	at Boston, Jackie Lee (331 yards passing), Bill Groman (171 receiving), Charlie Hennigan (113 receiving)
Oct. 13, 1961	at Boston, Jacky Lee (457 yards passing), Charlie Hennigan (272 receiving), Bill Groman (148 receiving)
Nov. 6, 1964	at Boston, George Blanda (328 yards passing), Charles Frazier (143 receiving), Willie Frazier (102 receiving)
Nov. 4, 1973	at Baltimore, Lynn Dickey (340 yards passing), Dave Parks (127 receiving), Ken Burrough (117 receiving)
Nov. 25, 2001	vs. Pittsburgh, Steve McNair (334 yards passing), Derrick Mason (114 receiving), Kevin Dyson (112 receiving)
Dec. 19, 2004	at Oakland, Billy Volek (492 yards passing), Drew Bennett (160 receiving), Derrick Mason (121 receiving)
Nov. 24, 2013	at Oakland, Ryan Fitzpatrick (320 yards passing), Justin Hunter (109 receiving), Kendall Wright (103 receiving)

GAMES WITH 100-YARD RUSHER, 100-YARD RECEIVER & 300-YARD PASSER

Dec. 17, 1961	at Oakland, George Blanda (350 yards passing), Billy Cannon (145 rushing), Charlie Hennigan (123 receiving), Willard Dewveall (108 receiving)
Sep. 4, 1983	vs. Green Bay, Archie Manning (348 yards passing), Earl Campbell (123 rushing), Tim Smith (197 receiving)
Nov. 29, 1987	at Indianapolis, Warren Moon (327 yards passing), Mike Rozier (122 rushing), Drew Hill (134 receiving)
Nov. 26, 1990	vs. Buffalo, Warren Moon (300 yards passing), Lorenzo White (125 rushing), Drew Hill (102 receiving)
Sep. 6, 1992	vs. Pittsburgh, Warren Moon (330 yards passing), Lorenzo White (100 rushing) and Haywood Jeffires (117 receiving)
Nov. 29, 2009	vs. Arizona, Vince Young (387 yards passing), Chris Johnson (154 rushing) and Kenny Britt (128 receiving)
Dec. 8, 2019	at Oakland, Ryan Tannehill (391 yards passing), Derrick Henry (103 rushing) and A.J. Brown (153 receiving)
Sept. 27, 2020	at Minnesota, Ryan Tannehill (321 yards passing), Derrick Henry (119 rushing) and Kalif Raymond (118 receiving)
Oct. 18, 2020	vs. Houston, Ryan Tannehill (366 yards passing), Derrick Henry (212 rushing) and Anthony Firkser (113 receiving)
Sept. 19, 2021	at Seattle, Ryan Tannehill (347 yards passing), Derrick Henry (182 rushing) and Julio Jones (128 receiving)



LARGEST WIN/LOSS MARGINS

LARGEST MARGIN OF VICTORY

MARGIN	SCORE	DATE	OPPONENT
1. 55 points	55-0	9/9/61	OAKLAND
2. 47 points	47-0	11/6/77	CHICAGO
3. 44 points	58-14	12/9/90	CLEVELAND
4. 42 points	55-13	11/5/61	at Denver
5. 40 points	47-7	12/13/09	ST. LOUIS
6. 39 points	56-17	10/14/62	N.Y. TITANS
7. 38 points	45-7	9/3/66	DENVER
8. 37 points	47-10	11/27/08	at Detroit
9. 36 points	49-13	11/19/61	N.Y. TITANS
10. 35 points	41-6	12/11/88	CINCINNATI
35 points	38-3	11/14/93	at Cincinnati
12. 34 points	37-3	11/11/12	at Miami
34 points	44-10	12/15/62	at N.Y. Titans
13. 32 points	35-3	12/10/00	CINCINNATI
32 points	35-3	10/27/91	CINCINNATI
32 points	39-7	10/1/89	MIAMI

LARGEST MARGIN OF DEFEAT

MARGIN	SCORE	DATE	OPPONENT
1. 59 points	59-0	10/18/09	at New England
2. 54 points	61-7	12/17/89	at Cincinnati
3. 48 points	55-7	12/23/12	at Green Bay
4. 44 points	44-0	11/1/70	at St. Louis
44 points	61-17	12/17/72	CINCINNATI
6. 43 points	57-14	10/1/17	at Houston
7. 42 points	45-3	11/1/63	at Boston
42 points	52-10	12/20/70	at Dallas
42 points	45-3	9/18/88	at N.Y. Jets
10. 41 points	55-14	11/6/83	CINCINNATI
41 points	51-10	10/13/74	at Minnesota
12. 39 points	52-13	9/18/66	at N.Y. Jets
13. 38 points	52-14	10/27/24	at Detroit
14. 34 points	34-0	10/9/72	OAKLAND
34 points	34-0	11/26/89	at Kansas City
34 points	41-7	10/23/11	HOUSTON
34 points	41-7	9/19/22	at Buffalo
18. 33 points	40-7	11/22/87	CLEVELAND
33 points	40-7	9/17/06	at San Diego

TENNESSEE TITANS

HISTORY



2024 SEASON (3-14 REGULAR SEASON) • 4TH PLACE AFC SOUTH

DATE	OPPONENT	SCORE	W/L	ATT
Sept. 8	at Chicago	17-24	L	59,403
Sept. 15	N.Y. JETS	17-24	L	65,509
Sept. 22	Green Bay	14-30	L	67,322
Sept. 30	at Miami	31-12	W	65,291
Oct. 13	Indianapolis	17-20	L	64,302
Oct. 20	at Buffalo	10-34	L	70,842
Oct. 27	at Detroit	14-52	L	64,316
Nov. 3	New England	20-17*	W	66,533
Nov. 10	at L.A. Chargers	17-27	L	68,796
Nov. 17	Minnesota	13-23	L	67,686
Nov. 24	at Houston	32-27	W	71,055
Dec. 1	at Washington	19-42	L	63,144
Dec. 8	Jacksonville	6-10	L	61,644
Dec. 15	Cincinnati	27-37	L	63,745
Dec. 22	at Indianapolis	30-38	L	65,322
Dec. 29	at Jacksonville	13-20	L	61,995
Jan. 5	Houston	14-23	L	61,815

* Overtime

	TITANS	OPP
Total First Downs	309	314
Rushing	112	118
Passing	164	157
Penalty	33	39
3rd Down: Made/Att	81/215	88/213
3rd Down Pct.	37.7	41.3
4th Down: Made/Att	9/23	10/13
4th Down Pct.	39.1	76.9
Possession Avg.	30:44	29:16
Total Net Yards	5172	5291
Avg. Per Game	304.2	311.2
Total Plays	1032	1008
Avg. Per Play	5.0	5.2
Net Yards Rushing	1855	2277
Avg. Per Game	109.1	133.9
Total Rushes	450	503
Net Yards Passing	3317	3014
Avg. Per Game	195.1	177.3
Sacked/Yards Lost	52/304	32/202
Gross Yards	3621	3216
Att./Completions	336/530	314/473
Completion Pct.	63.4	66.4
Had Intercepted	21	11
Punts/Average	75/49.2	71/47.5
Net Punting Avg.	75/38.6	71/41.9
Penalties/Yards	132/1030	120/988
Fumbles/Ball Lost	28/13	16/7
Touchdowns	33	55
Rushing	11	21
Passing	22	27
Returns	0	7

BY PERIODS	1	2	3	4	OT	PTS
Team	89	62	74	83	3	311
Opponents	93	146	103	118	0	460

SCORING	TD	RU	PA	RT	PAT	FG	S	TP
Folk	0	0	0	0	25/25	21/22	0	88
Westbrook-Ikhine	9	0	9	0	0/0	0/0	0	54
Pollard	5	5	0	0	0/0	0/0	0	32
Ridley	5	1	4	0	0/0	0/0	1	32
Spears	5	4	1	0	0/0	0/0	0	30
Vannett	3	0	3	0	0/0	0/0	0	18
Okonkwo	2	0	2	0	0/0	0/0	0	14
Wright	0	0	0	0	1/1	4/4	0	13
Whyte	1	0	1	0	0/0	0/0	0	8
Hopkins	1	0	1	0	0/0	0/0	0	6
Martin	1	0	1	0	0/0	0/0	0	6
Rudolph	1	1	0	0	0/0	0/0	0	6
Landry	0	0	0	0	0/0	0/0	1	2
Narveson	0	0	0	0	2/2	0/1	0	2
Team	33	11	22	0	28/28	25/27	2	311
Opponents	55	21	27	7	50/53	26/31	0	460

2-Pt Conv: Pollard, Okonkwo, Whyte, TM 3-4, OPP 1-2

FUM/Lost: Levis 10/6, Jackson 5/2, Rudolph 5/1, Pollard 2/2, Okonkwo 2/1, Ridley 1/1, Brunskill 1/0, Hopkins 1/0, Spears 1/0, TM 28/13, OPP 16/7

RUSHING	No	Yds	Avg	Lg	TD
Pollard	260	1,079	4.2	41	5
Spears	84	312	3.7	23	4
Levis	45	183	4.1	21	0
Rudolph	25	106	4.2	14	1
Chestnut	22	102	4.6	12	0
Ridley	8	55	6.9	19	1
Okonkwo	1	17	17.0	17	0
Boyd	1	3	3.0	3	0
Kelley	1	2	2.0	2	0
Burks	2	1	0.5	6	0
Jackson	1	-5	-5.0	-5	0
Team	450	1855	4.1	41	11
Opponents	503	2277	4.5	92t	

PASSING	Att	Cmp	Pct	Yards	Yds/Att	TD	Int	Lg	Sk/Yds	Rating
Levis	301	190	63.1	2091	6.95	13	12	98t	41/233	81.4
Rudolph	228	146	64.0	1530	6.71	9	9	47	11/71	80.1
Boyd	1	0	0.0	0	0.00	0	0	0	0/0	39.6
Team	530	336	63.4	3621	6.83	22	21	98t	52/304	80.7
Opponents	473	314	66.4	3216	6.80	27	11	57	32/202	95.1

RECEIVING	No	Yds	Avg	Lg	TD
Ridley	64	1,017	15.9	63	4
Westbrook-Ikhine	32	497	15.5	98t	9
Okonkwo	52	479	9.2	70t	2
Boyd	39	390	10.0	40	0
Whyte	28	248	8.9	33	1
Pollard	41	238	5.8	30	0
Spears	30	224	7.5	43	1
Hopkins	15	173	11.5	23	1
Vannett	17	135	7.9	24	3
Oliver	6	95	15.8	33	0
Martin	1	49	49.0	49t	1
Burks	4	34	8.5	13	0
Kinsey	2	17	8.5	11	0
Chestnut	2	11	5.5	9	0
Jackson	1	8	8.0	8	0
Martin-Robinson	1	6	6.0	6	0
Latham	1	0	0.0	0	0
Team	336	3621	10.8	98t	22
Opponents	314	3216	10.2	57	27

INTERCEPTIONS	No	Yds	Avg	Lg	TD
Hooker	5	68	13.6	30	0
Awuzie	1	8	8.0	8	0
Murray	1	6	6.0	6	0
Brownlee	1	2	2.0	2	0
Reese	1	2	2.0	2	0
Gifford	1	0	0.0	0	0
Worley	1	0	0.0	0	0
Team	11	86	7.8	30	0
Opponents	21	295	14.0	65t	4

PUNTING	No	Yds	Avg	Net	TB	In	Lg	B
Stonehouse	73	3691	50.6	38.6	7	22	75	2
Team	75	3691	49.2	38.6	7	22	75	2
Opponents	71	3370	47.5	41.9	7	27	67	0

PUNT RETURNS	No	FC	Yds	Avg	Lg	TD
Jackson	28	7	215	7.7	20	0
Kinsey	6	5	38	6.3	9	0
Team	34	12	253	7.4	20	0
Opponents	47	9	655	13.9	90t	1

KICKOFF RETURNS	No	Yds	Avg	Lg	TD
Jackson	16	412	25.8	34	0
Chestnut	13	337	25.9	39	0
Spears	7	198	28.3	42	0
Oliver	3	113	37.7	54	0
Burks	1	21	21.0	21	0
Team	40	1081	27.0	54	0
Opponents	28	899	32.1	80	0

FIELD GOALS	1-19	20-29	30-39	40-49	50+
Folk	0/0	5/5	2/2	8/9	6/6
Wright	0/0	1/1	3/3	0/0	0/0
Narveson	0/0	0/0	0/0	0/0	0/1
Team	0/0	6/6	5/5	8/9	6/7
Opponents	0/0	11/12	4/4	6/7	5/1

Folk: (40G)(41G)(53G,52G,47G,51G,29G)(44G)(25G)(21G,25G)(49N,27G)(30G,43G)(51G,56G,51G)(41G,44G)(46G,39G)
Narveson (TM): (53N)
Wright (TM): (39G,28G)(35G,38G)
OPP: (24G,50G,48G)(33G)(21G,26G,47G)(44G,56G)(26G,22G)(28G,30G)(51G)(56N,52G)(21G,37G)(40G)(28G,54G,28N)(46N,52N)(23G)(21G)(31G,55N)(48G,44G)(27G)

SACKS

Landry 9.0, Key 6.5, Simmons 5.0, Murray 3.5, Joseph-Day 2.5, J. Baker 1.0, Gaye 1.0, Lynch 1.0, McCreary 1.0, Sweat 1.0, Gibbens 0.5.

TM 32, OPP 52

TACKLES (Total-Assists-Solo)

Murray (95-57-38), Simmons (76-41-35), Brownlee (74-45-29), Landry (71-42-29), Hooker (70-46-24), Worley (52-28-24), Sweat (51-22-29), McCreary (50-43-7), Jones (44-28-16), Joseph-Day (44-18-26), Diggs (42-35-7), Key (42-24-18), Gibbens (41-20-21), Brown (38-20-18), Baker (36-28-8), Gifford (35-21-14), Awuzie (26-17-9), Baker (24-13-11), Sneed (23-19-4), Lynch (20-6-14), Williams (19-13-6), Coburn (14-8-6), Gray (14-6-8), Harrell (9-5-4), Reese (10-5-5), Gaye (8-7-1), Adams (4-2-2), Duke (1-1-0), Murphy (1-1-0), Wood (1-0-1)

Team Totals: 1,035-621-414

USUAL STARTING LINEUP

OFFENSE

WR Nick Westbrook-Ikhine (15)
TE Nick Vannett (84)
LT JC Latham (55)
LG Peter Skoronski (77)
C Lloyd Cushenberry III (79)/Daniel Brunskill (60)
RG Dillon Radunz (75)
RT Nicholas Petit-Frere (78)
TE Chig Okonkwo (85)
WR Calvin Ridley (0)
WR Tyler Boyd (83)
QB Will Levis (8)
RB Tony Pollard

DEFENSE

DE Sebastian Joseph-Day (69)
NT T'Vondre Sweat (93)
DT Jeffery Simmons (98)
OLB Harold Landry III (58)
ILB Kenneth Murray Jr.
OLB Arden Key (49)
NB Roger McCreary (21)
CB Jarvis Brownlee Jr. (29)
S Quandre Diggs (28)/Daryl Worley (35)
S Amani Hooker (37)
CB Darrell Baker Jr.

SPECIALISTS

K Nick Folk (6)
P Ryan Stonehouse (4)
LS Morgan Cox (46)
PR Jha'Quan Jackson (19)
KR Jha'Quan Jackson (19)

Pro Bowl

GM: Ran Carthon Head Coach: Brian Callahan
Asst. Coaches: COLT ANDERSON (special teams coordinator), NICK HOLZ (offensive coordinator), DENNARD WILSON (defensive coordinator), BRIAN BELL (assistant director of sports performance), BEN BLOOM (outside linebackers), TREVOR BROWDER (offensive assistant), FRANK BUSH (linebackers), KYLAN BUTLER (offensive assistant), BILL CALLAHAN (offensive line), PERRY CARTER (coaching assistant), STEVE DONATELL (defensive assistant), SCOTT FUCHS (assistant offensive line), BO HARDEGREE (quarterbacks), CHRIS HARRIS (defensive passing game coordinator/cornerbacks), STEVE JACKSON (secondary/safeties), MATT JONES (offensive assistant), TOM JONES (assistant to the head coach), RANDY JORDAN (running backs), ANTHONY LEVINE SR. (assistant special teams), LORI LOCUST (defensive quality control), MARK LOVAT (assistant strength and conditioning), PAYTON MCCOLLUM (assistant wide receivers), CLINTON MCMILLAN (assistant defensive line/pass rush specialist), JUSTIN OUTTEN (tight ends), HALEY ROBERTS (sports performance assistant), TRACY ROCKER (defensive line), JOHN SHAW (assistant sports performance - speed training), LUKE STOCKER (assistant tight ends), GRANT THORNE (assistant strength and conditioning), TYKE TOLBERT (wide receivers), ZAC WOODFIN (director of sports performance).

AMERICAN FOOTBALL CONFERENCE STANDINGS

AFC EAST	W	L	T	Pct
Buffalo	11	6	0	.647
* Miami	11	6	0	.647
New York Jets	7	10	0	.412
New England	4	13	0	.235
AFC NORTH	W	L	T	Pct
Baltimore	13	4	0	.765
* Cleveland	11	6	0	.647
* Pittsburgh	10	7	0	.588
Cincinnati	9	8	0	.529
AFC SOUTH	W	L	T	Pct
Houston	10	7	0	.588
Jacksonville	9	8	0	.529
Indianapolis	9	8	0	.529
Tennessee	6	11	0	.353
AFC WEST	W	L	T	Pct
Kansas City	11	6	0	.647
Las Vegas	8	9	0	.471
Denver	8	9	0	.471
Los Angeles Chargers	5	12	0	.294

NATIONAL FOOTBALL CONFERENCE STANDINGS

NFC EAST	W	L	T	Pct
Dallas	12	5	0	.706
* Philadelphia	11	6	0	.647
New York Giants	6	11	0	.353
Washington	4	13	0	.235
NFC NORTH	W	L	T	Pct
Detroit	12	5	0	.706
* Green Bay	9	8	0	.529
Minnesota	7	10	0	.412
Chicago	7	10	0	.412
NFC SOUTH	W	L	T	Pct
Tampa Bay	9	8	0	.529
New Orleans	9	8	0	.529
Atlanta	7	10	0	.412
Carolina	2	15	0	.118
NFC WEST	W	L	T	Pct
San Francisco	12	5	0	.706
* Los Angeles Rams	10	7	0	.588
Seattle	9	8	0	.529
Arizona	4	13	0	.235

* Wild Card for Playoffs



2023 SEASON (6-11 REGULAR SEASON) • 4TH PLACE AFC SOUTH

DATE	OPPONENT	SCORE	W/L	ATT
Sept. 10	at New Orleans	15-16	L	70,224
Sept. 17	LA. CHARGERS	27-24*	W	67,438
Sept. 24	at Cleveland	3-27	L	67,919
Oct. 1	CINCINNATI	27-3	W	68,951
Oct. 8	at Indianapolis	16-23	L	65,287
Oct. 15	BALTIMORE	16-24	L	61,011
Oct. 29	ATLANTA	28-23	W	68,008
Nov. 2	at Pittsburgh	16-20	L	65,969
Nov. 12	at Tampa Bay	6-20	L	62,725
Nov. 19	at Jacksonville	14-34	L	67,175
Nov. 26	CAROLINA	17-10	W	62,493
Dec. 3	INDIANAPOLIS	28-31*	L	65,262
Dec. 11	at Miami	28-27*	W	66,068
Dec. 17	HOUSTON	16-19	L	66,219
Dec. 24	SEATTLE	17-20	L	60,181
Dec. 31	at Houston	3-26	L	71,517
Jan. 7	JACKSONVILLE	28-20	W	63,744
* Overtime				

* Overtime

	TITANS	OPP
Total First Downs	298	334
Rushing	103	103
Passing	158	189
Penalty	37	42
3rd Down: Made/Att	71/212	89/231
3rd Down Pct.	33.5	38.5
4th Down: Made/Att	11/20	12/21
4th Down Pct.	55.0	57.1
Possession Avg.	29:14	30:46
Total Net Yards	4913	5697
Avg. Per Game	289.0	335.1
Total Plays	1002	1096
Avg. Per Play	4.9	5.2
Net Yards Rushing	1846	1831
Avg. Per Game	108.6	107.7
Total Rushes	444	480
Net Yards Passing	3067	3866
Avg. Per Game	180.4	227.4
Sacked/Yards Lost	64/445	45/315
Gross Yards	3512	4181
Att./Completions	494/304	571/387
Completion Pct.	61.5	67.8
Had Intercepted	11	6
Punts/Average	80/50.1	69/46.8
Net Punting Avg.	80/43.0	69/41.5
Penalties/Yards	110/882	98/776
Fumbles/Ball Lost	19/9	19/8
Touchdowns	31	33
Rushing	16	10
Passing	14	20
Returns	1	3

BY PERIODS	1	2	3	4	OT	PTS
Team	58	118	59	64	6	305
Opponents	62	97	88	111	9	367

SCORING	TD	RU	PA	RT	PAT	FG	S	TP
Folk	0	0	0	0	28/30	29/30	0	115
Henry	12	12	0	0			0	72
Hopkins	7	0	7	0			0	42
Westbrook-Ikhine	3	0	3	0			0	20
Spears	3	2	1	0			0	18
Levis	1	1	0	0			0	6
Molden	1	0	0	1			0	6
Okonkwo	1	0	1	0			0	6
J. Simmons	1	0	1	0			0	6
Tannehill	1	1	0	0			0	6
Whyte	1	0	1	0			0	6
Hooker	0	0	0	0			0	2
Team	31	16	14	1	28/30	29/30	0	365
Opponents	33	10	20	3	29/30	46/47	0	307

2-Pt Conv: Westbrook-Ikhine, TM 1-1, OPP 1-2

FUM/Lost: Levis 7/4, Tannehill 4/0, Garror 2/2, Moore 1/0, Philips 1/1, Spears 1/0, Stonehouse 1/1, Willis 1/1, Zentner(TM) 1/0

RUSHING	No	Yds	Avg	Lg	TD
Henry	280	1167	4.2	69	12
Spears	100	453	4.5	23	2
Tannehill	17	74	4.4	23	1
Levis	25	57	2.3	11	1
Moore	2	39	19.5	38	0
Willis	5	21	4.2	11	0
Burks	5	18	3.6	9	0
Ward	3	11	3.7	8	0
Hopkins	2	9	4.5	5	0
Okonkwo	2	6	3.0	4	0
Hooker	1	2	2.0	2	0
Zentner	1	0	0.0	0	0
Stonehouse	1	-11	-11.0	-11	0
Team	444	1846	4.2	69	16
Opponents	480	1831	3.8	56t	10

PASSING	Att	C/p	Pct	Yards	Yds/Att	TD	Int	Lg	Sk/Yds	Rating
Levis	255	149	58.4	1808	7.09	8	4	61	28/185	84.2
Tannehill	230	149	64.8	1616	7.03	4	7	70	32/230	78.5
Willis	5	4	80.0	74	14.80	0	0	48	4/30	118.8
Henry	3	2	66.7	14	4.67	2	0	12	0/0	116.7
Hopkins	1	0	0.0	0	0.0	0	0	0	0/0	39.6
Team	494	304	61.5	3512	7.11	14	11	70	64/445	83.2
Opponents	571	387	67.8	4181	7.32	20	6	59	45/315	96.4

RECEIVING	No	Yds	Avg	Lg	TD
Hopkins	75	1057	14.1	61t	7
Okonkwo	54	528	9.8	39	1
Spears	52	385	7.4	48	1
Westbrook-Ikhine	28	370	13.2	33t	3
Henry	28	214	7.6	46	0
Moore	22	424	19.3	49	0
Burks	16	221	13.8	70	0
Phillips	15	181	12.1	29	0
Whyte	9	94	10.4	24	1
Wesco	1	21	21.0	21	0
Kinsey	1	6	6.0	6	0
Rader	1	6	6.0	6	0
Dowell	1	3	3.0	3	0
J. Simmons	1	2	2.0	2t	1
Team	304	3512	11.6	70	14
Opponents	387	4181	10.8	59t	20

INTERCEPTIONS	No	Yds	Avg	Lg	TD
Murphy-Bunting	2	12	6.0	10	0
Molden	1	44	44.0	44t	1
McCreary	1	18	18.0	18	0
Hooker	1	10	10.0	10	0
Edmunds	1	2	2.0	2	0
Team	6	86	14.3	44t	1
Opponents	11	101	9.2	29	1

PUNTING	No	Yds	Avg	Net	TB	In	Lg	B
Stonehouse	53	2812	53.1	43.9	10	28	74	0
Zentner	24	1,115	46.5	41.4	2	8	64	1
Folk	2	81	40.5	39.0	12	36	74	1
Team	80	4008	50.1	43.0	12	36	74	1
Opponents	69	3231	46.8	41.5	2	26	63	0

PUNT RETURNS	No	FC	Yds	Avg	Lg	TD
Garror	21	5	159	7.6	15	0
Kinsey	11	6	100	9.1	21	0
K. Jackson	6	3	48	8.0	14	0
Philips	4	0	23	5.8	12	0
Team	42	14	330	7.9	21	0
Opponents	29	19	328	11.3	70	0

KICKOFF RETURNS	No	Yds	Avg	Lg	TD
Spears	13	270	20.8	33	0
Moore	4	89	22.3	26	0
Philips	1	13	13.0	13	0
Team	37	792	21.4	37	0
Opponents	32	648	20.3	54	0

FIELD GOALS	1-19	20-29	30-39	40-49	50+
Folk	0/0	9/9	9/9	6/6	5/6
Team	0/0	6/6	7/8	6/8	1/2
Opponents	0/0	7/7	10/10	6/7	2/3

Bullock: (50G,27G,31G,45G,29G)(33G,41G)(44G)(53G, 35G)
(27G,53G,34G)(26G,27G,38G)(136G,36G,48G)(38G,51N,27G)(1)
(53G)(24G,46G)(28G,23G)(45G)(33G)(53G)(1)
OPP: (26G,33G,52G)(27G,30G,33G)(48G,52G)(21G)
(43G,35G,28G)(41G,28G,23G,29G,20G,36G)(29G,49G, 39G)
(29G,30G)(25G,35G)(30G,25G)(50G)(23G,46G, 23G,28G)
(44B,20G,31G)(23G,27G,53G,54G)(28G
OPP: (26G,33G,52G)(27G,30G,33G)(48G,52G)(21G)
(43G,35G,28G)(41G,28G,23G,29G,20G,36G)(29G,49G, 39G)
(29G,30G)(25G,35G)(30G,25G)(50G)(23G,46G, 23G,28G)
(44B,20G,31G)(23G,27G,53G,54G)(28G,27G)(28G,38G,27G,51G)
(44G,30G)

SACKS
Autry 11.5, Landry 10.5, Key 6, J. Simmons 5.5, Edmunds LG 2.5,
Edmunds TM 2.5, Al-Shaair 2, McCreary 2, Davidson 1, Gibbens 1,
Gipson 1, Johnson 1, Tart 1
TM 45. OPP 64

TACKLES (Total-Assists-Solo)

Al-Shaer (163-84-79), Gibbens (92-55-37), McCreary (86-62-24), Hooker (80-65-15), Molden (72-47-25), Landry III (69-45-24), Murphy-Bunting (57-42-15), Autry (50-30-20), Byard (47-37-17), Fulton (46-37-9), Simmons (44-30-14), Wallace (42-33-9), Avery (31-27-4), Key (30-17-13), Johnson (24-11-13), Garro (22-19-3), Peko (22-12-10), Tart (21-15-6), Rice (17-8-9), Weaver (16-8-8), Edmunds (15-12-3), Reese IV (15-8-7), Davidson (10-6-4), Jones (8-0-8), McLendon (8-3-5), Brown (7-5-2), Cobern (7-2-5), Gippen (6-1-5), Wallow (6-5-1), Bohanna (4-2-2), Blacklock (2-1-1), Campbell (2-1-1), Carter (2-1-1), Jackson (1-0-1), Vildor (1-1-0).

Team Totals: 1,127-723-404

USUAL STARTING LINEUP

OFFENSE

WR	Nick Westbrook-Ikhine (15)
TE	Trevon Wesco (88)
LT	Andre Dillard (71)
LG	Peter Skoronski (77)
C	Aaron Brewer (55)
RG	Daniel Brunsill (60)
RT	Dillon Radunz (75)/Chris Hubbard (66)
TE	Chig Okonkwo (85)
WR	DeAndre Hopkins (10)
QB	Will Lewis (8)/Ryan Tannehill (17)
RB	Derrick Henry (22)

DEFENSE

DE Denico Autry (96)
NT Tearl Tart (93)
DT Jeffery Simmons (98)
OLB Harold Landry III (58)
ILB Azeez Al-Shaair (2)
ILB Jack Gibbins (50)
OLB Arden Key (49)
CB Roger McCreary (21)
CB Sean Murphy-Bunting (0)
S Elijah Molden (24)
S Amani Hooker (37)
CB Kristian Fulton (26)

SPECIALISTS

SPECIALISTS
K Nick Folk (6)
P Ryan Stonehouse (4)
PR Mason Kinsey (12)
KR Tyjae Spears (32)

Pro Bowl

GM: Ran Carthon **Head Coach:** Mike Vrabel

Asst. Coaches: CRAIG AUKERMAN (special teams coord. 12 games) SHANE BOWEN (def. coord.), TIM KELLY (off. coord.), BRIAN BELL (asst. dir. of sports performance), SCOTT BOOKER (safeties), KYLAN BUTLER (off. asst.), RYAN CROW (outside linebackers), TONY DEWS (tight ends), JUSTIN HAMILTON (def. quality control), CHRIS HARRIS (def. pass game coord./cornerbacks), JASON HOUGHTALING (off. line), MATT JONES (off. line asst.), BOBBY KING (inside linebackers), ZAK KHUR (inside linebackers asst.), ANTHONY LEVINE (special teams asst.), LORI LOCUST (def. quality control), CHARLES LONDON (pass game coord./quarterbacks), CLINTON McMILLAN (def. line asst.), ROB MOORE (wide receivers), PAT O'HARA (passing game analyst), JUSTIN OUTTEN (run game coord./running backs), FRANK PIRAINO (dir. of sports performance), TOM QUINN (special teams asst.), HALEY ROBERTS (sports performance asst.), TYLER ROUSE (sports performance asst.), LUKE STOCKER (off. asst.), JOHN STREICHER (dir. of football admin.), MIKE SULLIVAN (asst. off. line), TERRELL WILLIAMS (asst. head coach - def. def. line).

AMERICAN FOOTBALL CONFERENCE STANDINGS

AFC EAST	W	L	T	Pct
Buffalo	11	6	0	.647
* Miami	11	6	0	.647
New York Jets	7	10	0	.412
New England	4	13	0	.235
AFC NORTH	W	L	T	Pct
Baltimore	13	4	0	.765
* Cleveland	11	6	0	.647
* Pittsburgh	10	7	0	.588
Cincinnati	9	8	0	.529
AFC SOUTH	W	L	T	Pct
Houston	10	7	0	.588
Jacksonville	9	8	0	.529
Indianapolis	9	8	0	.529
Tennessee	6	11	0	.353
AFC WEST	W	L	T	Pct
Kansas City	11	6	0	.647
Las Vegas	8	9	0	.471
Denver	8	9	0	.471
Los Angeles Chargers	5	12	0	.294

NATIONAL FOOTBALL CONFERENCE STANDINGS

NFC EAST		W	L	T	Pct
	Dallas	12	5	0	.706
*	Philadelphia	11	6	0	.647
	New York Giants	6	11	0	.353
	Washington	4	13	0	.235
NFC NORTH		W	L	T	Pct
	Detroit	12	5	0	.706
*	Green Bay	9	8	0	.529
	Minnesota	7	10	0	.412
	Chicago	7	10	0	.412
NFC SOUTH		W	L	T	Pct
	Tampa Bay	9	8	0	.529
	New Orleans	9	8	0	.529
	Atlanta	7	10	0	.412
	Carolina	2	15	0	.118
NFC WEST		W	L	T	Pct
	San Francisco	12	5	0	.706
*	Los Angeles Rams	10	7	0	.588
	Seattle	9	8	0	.529
	Arizona	4	13	0	.235

* Wild Card for Playoffs



2022 SEASON (7-10 REGULAR SEASON) • 2ND PLACE AFC SOUTH

DATE	OPPONENT	SCORE	W/L	ATT
Sept. 11	N.Y. GIANTS	20-21	L	67,805
Sept. 19	at Buffalo	7-41	L	70,683
Sept. 25	LAS VEGAS	24-22	W	68,649
Oct. 2	at Indianapolis	24-17	W	65,781
Oct. 9	at Washington	21-17	W	51,836
Oct. 23	INDIANAPOLIS	19-10	W	69,459
Oct. 30	at Houston	17-10	W	68,467
Nov. 6	at Kansas City	17-20*	L	73,475
Nov. 13	DENVER	17-10	W	69,240
Nov. 17	at Green Bay	27-17	W	77,506
Nov. 27	CINCINNATI	16-20	L	69,441
Dec. 4	at Philadelphia	10-35	L	69,879
Dec. 11	JACKSONVILLE	22-36	L	68,409
Dec. 18	at L.A. Chargers	14-17	L	70,240
Dec. 24	HOUSTON	14-19	L	66,634
Dec. 29	DALLAS	13-27	L	69,292
Jan. 7	at Jacksonville	16-20	L	70,050

* Overtime

	TITANS	OPP
Total First Downs	277	339
Rushing	104	93
Passing	153	215
Penalty	20	31
3rd Down: Made/Att	80/219	77/225
3rd Down Pct.	36.5	34.2
4th Down: Made/Att	9/17	19/26
4th Down Pct.	52.9	73.1
Possession Avg.	29:16	30:44
Total Net Yards	5045	5978
Avg. Per Game	296.8	351.6
Total Plays	992	1100
Avg. Per Play	5.1	5.4
Net Yards Rushing	2131	1307
Avg. Per Game	125.4	76.9
Total Rushes	487	390
Net Yards Passing	2914	4671
Avg. Per Game	171.4	274.8
Sacked/Yards Lost	49/313	39/264
Gross Yards	3227	4935
Att./Completions	456/285	671/439
Completion Pct.	62.5	65.4
Had Intercepted	11	14
Punts/Average	90/53.1	84/45.1
Net Punting Avg.	90/44.0	84/40.5
Penalties/Yards	111/956	115/836
Fumbles/Ball Lost	23/12	19/6
Touchdowns	34	41
Rushing	16	9
Passing	16	29
Returns	2	3

BY PERIODS	1	2	3	4	OT	PTS
Team	83	121	57	37	0	298
Opponents	57	103	105	91	3	359

SCORING	TD	RU	PA	RT	PAT	FG	S	TP
Bullock	0	0	0	0	28/28	17/20	0	79
Henry	13	13	0	0			0	78
Hilliard	4	0	4	0			0	24
Okonkwo	3	0	3	0			0	20
Westbrook-Ikhine	3	0	3	0			0	18
Burks	2	0	1	1			0	12
Hooper	2	0	2	0			0	12
Tannehill	2	2	0	0			0	12
Woods	2	0	2	0			0	12
Shudak	0	0	0	0	1/1	3/4	0	10
Adams	1	0	0	1			0	6
Swaim	1	0	1	0			0	6
Willis	1	1	0	0			0	6
Lambo	0	0	0	0	3/4	0/0	0	3
Team	34	16	16	2	32/33	20/24	0	298
Opponents	41	9	29	3	32/34	25/27	0	359

2-Pt Conversions: Okonkwo, TM 1-1, OPP 3-7

FUM/LOST: Henry 6/3, Dobbs 4/2, Tannehill 3/2, Willis 3/2, Phillips 2/2, Board 1/0, Hooker 1/0, Kinsey 1/0, Thompson 1/0, Woods 1/1

RUSHING	No	Yds	Avg	Lg	TD
Henry	349	1538	4.4	56	13
Hilliard	22	145	6.6	30	0
Willis	27	123	4.6	17	1
Tannehill	34	98	2.9	17	2
Haskins	25	93	3.7	12	0
Burks	4	47	11.8	20	0
Dobbs	8	44	5.5	11	0
Ward	5	25	5.0	12	0
Chestnut	9	12	1.3	5	0
McMath	1	4	4.0	4	0
Okonkwo	3	2	0.7	6	0
Team	487	2131	4.4	56	16
Opponents	390	1307	3.4	68	9

PASSING	Att	Cmp	Pct	Yards	Yds/Att	TD	Int	Lg	Sk/Yds	Rating
Tannehill	325	212	65.2	2536	7.80	13	6	69	33/238	94.6
Dobbs	68	40	58.8	411	6.04	2	2	39	6/26	73.8
Willis	61	31	50.8	276	4.52	0	3	48	10/49	42.8
Henry	2	2	100.0	4	2.00	1	0	3t	0/0	118.8
Team	456	285	62.5	3227	7.08	16	11	69	49/313	85.3
Opponents	671	439	65.4	4935	7.35	29	14	75t	39/264	93.0

RECEIVING	No	Yds	Avg	Lg	TD
Woods	53	527	9.9	41	2
Hooper	41	444	10.8	24	2
Burks	33	444	13.5	51	1
Henry	33	398	12.1	69	0
Okonkwo	32	450	14.1	48	3
Westbrook-Ikhine	25	397	15.9	63t	3
Hilliard	21	177	8.4	31	4
Swaim	12	58	4.8	13	1
Haskins	11	57	5.2	10	0
Philips	8	78	9.8	21	0
Conley	4	46	11.5	27	0
Hollister	3	54	18.0	27	0
Chestnut	3	41	13.7	33	0
McMath	2	40	20.0	39	0
Ward	2	7	3.5	4	0
Board	1	6	6.0	6	0
Kinsey	1	3	3.0	3	0
Team	285	3227	11.3	69	16
Opponents	439	4935	11.2	75t	29

INTERCEPTIONS	No	Yds	Avg	Lg	TD
Byard	4	57	14.3	28	0
Long	2	4	2.0	4	0
Adams	1	76	76.0	76t	1
Gibbens	1	7	7.0	7	0
McCreary	1	4	4.0	4	0
Mitchell	1	1	1.0	1	0
Fulton	1	0	0.0	0	0
Hooker	1	0	0.0	0	0
Kalu	1	0	0.0	0	0
Tart	1	0	0.0	0	0
Team	14	149	10.6	76t	1
Opponents	11	179	16.3	43t	1

PUNTING	No	Yds	Avg	Net	TB	In	Lg	B
Stonehouse	90	4779	53.1	44.0	9	30	74	0
Team	90	4779	53.1	44.0	9	30	74	0
Opponents	84	3789	45.1	40.5	4	32	69	0

PUNT RETURNS	No	FC	Yds	Avg	Lg	TD
Board	14	5	147	10.5	19	0
Woods	11	14	90	8.2	21	0
Philips	5	2	62	12.4	46	0
Hilliard	2	0	4	2.0	4	0
Kinsey	2	3	0	0.0	0	0
Hooker	1	0	0	0.0	0	0
Thompson	1	0	0	0.0	0	0
Team	36	24	303	8.4	46	0
Opponents	59	11	636	10.8	27	0

KICKOFF RETURNS	No	Yds	Avg	Lg	TD
Haskins	19	414	21.8	37	0
Chestnut	10	215	21.5	33	0
Board	4	82	20.5	22	0
Cannon	2	33	16.5	19	0
Hilliard	1	23	23.0	23	0
Ward	1	25	25.0	25	0
Team	37	792	21.4	37	0
Opponents	32	648	20.3	54	0

FIELD GOALS	1-19	20-29	30-39	40-49	50+
Bullock	0/0	5/5	5/5	6/8	1/2
Shudak	0/0	1/1	2/3	0/0	0/0
Team	0/0	6/6	7/8	6/8	1/2
Opponents	0/0	7/7	10/10	6/7	2/3

Bullock: (46G,23G,47N) () (48G) (44G) () (27G,28G,38G,48G) (48N,29G) (44G) (35G) () () (36G) () (51N) () (37G,29G) (51G,39G,41G)

Shudak: () () () () () () () () () (33G,35N,24G,38G) () () () () ()

OPP: () (49G,37G) (21G,32G,35G) (27G,51N) (50G) (50G) (43G) (23G,47N,28G) (39G) (39G) (47G,38G) () (37G,43G,33G) (43G) (25G,22G) (36G,45G) (26G,36G)

SACKS

Autry 8, Simmons 7.5, Walker 7, Weaver 5.5, Dupree 4, Edwards 3, Tart 1.5, Cole 1, N. Jones 1, Okuyinonu 0.5

TM 39, OPP 49

TACKLES (Total-Assists-Solo)

Byard (106-69-37), Long Jr. (86-52-34), McCreary (85-70-15), Rice (63-36-27), Adams (60-42-18), Simmons (53-25-28), Cole (51-34-17), Fulton (48-35-13), Hooker (46-39-7), Mitchell (39-31-8), Kalu (38-20-18), Tart (34-20-14), Walker (32-23-9), Weaver (27-18-9), Autry (27-17-10), Gibbens (27-16-11), Avery (23-20-3), Cunningham (23-14-9), Strong (23-14-9), Dupree (18-14-4), Edwards Jr. (17-11-6), Schobert (16-12-4), Jones, N. (16-6-10), Mabin (13-10-3), Okuyinonu (11-3-8), Farley (10-9-1), Johnson Jr. (9-7-2), Reid (5-5-0), Amadi (5-4-1), Molden (5-4-1), Basham (5-1-4), Adeniyi (3-2-1), Jones, J. (2-2-0), Murchison (2-1-1), Tuszka (2-1-1), Jackson (1-1-0), Ray (1-1-0)

Team Totals: 1,031-688-343

USUAL STARTING LINEUP

OFFENSE

WR Treylon Burks (16)
TE Austin Hooper (81)
LT Dennis Daley (71)
LG Aaron Brewer (55)
C Ben Jones (60)
RG Nate Davis (64)
RT Nicholas Petit-Frere (78)
TE Chig Okonkwo (85)
WR Robert Woods (2)
QB Ryan Tannehill (17)
RB Derrick Henry (22)

DEFENSE

DE DeMarcus Walker (95)
NT Teair Tart (93)
DT Jeffery Simmons (98)
OLB Bud Dupree (48)
ILB David Long Jr. (51)
ILB Zach Cunningham (41)
OLB Denico Autry (96)
CB Roger McCreary (21)
S Kevin Byard (31)
S Amani Hooker (37)
CB Kristian Fulton (26)

SPECIALISTS

K Randy Bullock (14)
P Ryan Stonehouse (4)
PR Robert Woods (2)
KR Julius Chestnut (36)

Pro Bowl [All-Pro](#)

GM: Jon Robinson (first 12 games); **Interim GM:** Ryan Cowden (last 5 games); **Head Coach:** Mike Vrabel

Asst. Coaches: SHANE BOWEN (def. coordinator), TODD DOWNING (off. coordinator), CRAIG AUKERMAN (ST), BRIAN BELL (sports performance coordinator), CHASE BLACKBURN (assist. ST), SCOTT BOOKER (safeties), KYLAN BUTLER (off. assistant), KEITH CARTER (OL), RYAN CROW (OLB), TONY DEWS (RB), ERIK FRAZIER (off. skill assist.), JASON HOUGHTALING (OL assist.), TIM KELLY (passing game coord.), BOBBY KING (ILB), ZAK KUHR (ILB assist.), CLINTON McMILLAN (DL assist.), ANTHONY MIDGET (secondary), ROB MOORE (WR), PAT O'HARA (QB), FRANK PIRAINO (director of sports performance), TYLER ROUSE (sports performance assist.), JIM SCHWARTZ (senior def. assist.), LUKE STECKEL (TE), JOHN STREICHER (coord. of football development), MIKE SULLIVAN (assist. OL), TERRELL WILLIAMS (DL)

AMERICAN FOOTBALL CONFERENCE STANDINGS

AFC EAST	W	L	T	Pct
Buffalo	13	3	0	.813
* Miami	9	8	0	.529
New England	8	9	0	.471
New York Jets	7	10	0	.412
AFC NORTH	W	L	T	Pct
Cincinnati	12	4	0	.750
* Baltimore	10	7	0	.588
Pittsburgh	9	8	0	.529
Cleveland	7	10	0	.412
AFC SOUTH	W	L	T	Pct
Jacksonville	9	8	0	.529
Tennessee	7	10	0	.412
Indianapolis	4	12	1	.265
Houston	3	13	1	.206
AFC WEST	W	L	T	Pct
Kansas City	14	3	0	.824
* Los Angeles Chargers	10	7	0	.588
Las Vegas	6	11	0	.353
Denver	5	12	0	.294

NATIONAL FOOTBALL CONFERENCE STANDINGS

NFC EAST	W	L	T	Pct
Philadelphia	14	3	0	.824
* Dallas	12	5	0	.706
* New York Giants	9	7	1	.559
Washington	8	8	1	.500
NFC NORTH	W	L	T	Pct
Minnesota	13	4	0	.765
Detroit	9	8	0	.529
Green Bay	8	9	0	.471
Chicago	3	14	0	.176
NFC SOUTH	W	L	T	Pct
Tampa Bay	8	9	0	.471
Carolina	7	10	0	.412
New Orleans	7	10	0	.412
Atlanta	7	10	0	.412
NFC WEST	W	L	T	Pct
San Francisco	13	4	0	.765
* Seattle	9	8	0	.529
Los Angeles Rams	5	12	0	.294
Arizona	4	13	0	.235

2021 SEASON (12-5 REGULAR SEASON, 0-1 PLAYOFFS) • 1ST PLACE AFC SOUTH

DATE	OPPONENT	SCORE	W/L	ATT
Sept. 12	ARIZONA	13-38	L	67,216
Sept. 19	at Seattle	33-30*	W	68,585
Sept. 26	INDIANAPOLIS	25-16	W	67,914
Oct. 3	at N.Y. Jets	24-27*	L	70,232
Oct. 10	at Jacksonville	37-19	W	58,282
Oct. 18	BUFFALO	34-31	W	69,419
Oct. 24	KANSAS CITY	27-3	W	69,484
Oct. 31	at Indianapolis	34-31*	W	59,175
Nov. 7	at L.A. Rams	28-16	W	71,785
Nov. 14	NEW ORLEANS	23-21	W	69,414
Nov. 21	HOUSTON	13-22	L	67,395
Nov. 28	at New England	13-16	L	65,878
Dec. 12	JACKSONVILLE	20-0	W	67,808
Dec. 19	at Pittsburgh	13-19	L	59,521
Dec. 23	SAN FRANCISCO	20-17	W	69,361
Jan. 2	MIAMI	34-3	W	69,091
Jan. 9	at Houston	28-25	W	66,722
Jan. 22	Cincinnati	16-19	L	69,242

* Overtime

	TITANS	OPP
Total First Downs	362	331
Rushing	134	90
Passing	194	204
Penalty	34	37
3rd Down: Made/Att	103/236	77/210
3rd Down Pct.	43.6	36.7
4th Down: Made/Att	15/24	14/24
4th Down Pct.	62.5	58.3
Possession Avg.	32:40	27:20
Total Net Yards	5,822	5,607
Avg. Per Game	342.5	329.8
Total Plays	1133	1039
Avg. Per Play	5.1	5.4
Net Yards Rushing	2,404	1,438
Avg. Per Game	141.4	84.6
Total Rushes	551	368
Net Yards Passing	3,418	4,169
Avg. Per Game	201.1	245.2
Sacked/Yards Lost	47/327	43/316
Gross Yards	3745	4485
Att./Completions	535/359	628/395
Completion Pct.	67.1	62.9
Had Intercepted	14	16
Punts/Average	58/44.3	67/44.6
Net Punting Avg.	58/39.8	67/38.7
Penalties/Yards	103/973	118/1,070
Fumbles/Ball Lost	25/11	21/6
Touchdowns	49	38
Rushing	23	14
Passing	22	24
Returns	4	0

BY PERIODS	1	2	3	4	OT	PTS
Team	61	167	65	120	6	419
Opponents	56	112	84	99	3	354

SCORING	TD	RU	PA	RT	PAT	FG	S	TP
Bullock	0	0	0	0	42/45	26/31	0	120
Henry	10	10	0	0	0	0	0	62
Tannehill	7	7	0	0	0	0	0	42
A.J. Brown	5	0	5	0	0	0	0	30
Westbrook-Ikhine	4	0	4	0	0	0	0	24
Pruitt	3	0	3	0	0	0	0	20
Firkser	3	0	2	1	0	0	0	18
Foreman	3	3	0	0	0	0	0	18
Swaim	3	0	3	0	0	0	0	18
Byard	2	0	0	2	0	0	0	12
Hilliard	2	2	0	0	0	0	0	12
Batson	1	0	1	0	0	0	0	6
Fitzpatrick	1	0	1	0	0	0	0	6
Ju. Jones	1	0	1	0	0	0	0	6
McNichols	1	0	1	0	0	0	0	6
Molden	1	0	0	1	0	0	0	6
Peterson	1	1	0	0	0	0	0	6
Rogers	1	0	1	0	0	0	0	6
Badgley	0	0	0	0	1/2	0/1	0	1
Team	49	23	22	4	43/47	26/32	0	419
Opponents	38	14	24	0	29/34	31/38	0	354

2-Pt Conversions: Henry, Pruitt, TM 2-2; OP 2-4

FUM/lost: Tannehill 10/4, Rogers 4/1, Firkser 2/1, Foreman 2/1, Hilliard 2/1, Blasingame 1/1, Brewer 1/0, Henry 1/0, McMath 1/1, Westbrook-Ikhine 1/1

RUSHING	No	Yds	Avg	Lg	TD
Henry	219	937	4.3	76t	10
Foreman	133	566	4.3	35	3
Hilliard	56	350	6.3	68t	2
Tannehill	55	270	4.9	28	7
McNichols	41	156	3.8	14	0
Peterson	27	82	3.0	16	1
Batson	2	15	7.5	11	0

PASSING	Att	Cmp	Pct	Yards	Yds/Att	TD	Int	Lg	Sk/Yds	Rating
Tannehill	531	357	67.2	3,734	7.03	21	14	57t	47/327	89.6
A.J. Brown	2	0	0.0	0	0.00	0	0	---	0/0	39.6
M. Farley	1	1	100.0	6	6.00	0	0	6	0/0	91.7
Henry	1	1	100.0	5	5.00	1	0	5t	0/0	127.1
Team	535	359	67.1	3,745	7.00	22	14	57t	47/327	90.0
Opponents	628	395	62.9	4,485	7.14	24	16	68t	43/316	86.4

A.J. Brown	2	10	5.0	7	0
Rogers	1	9	9.0	9	0
D. Evans	2	7	3.5	5	0
Blasingame	3	6	2.0	3	0
Sargent	2	4	2.0	2	0
M. Johnson	2	-2	-1.0	5	0
Woodside	6	-6	-1.0	-1	0
Team	551	2,404	4.4	76t	23
Opponents	368	1,438	3.9	58	14

RECEIVING	No	Yds	Avg	Lg	TD
A.J. Brown	63	869	13.8	57t	5
Westbrook-Ikhine	38	476	12.5	46	4
Firkser	34	291	8.6	24	2
Ju. Jones	31	434	14.0	51	1
Swaim	31	210	6.8	26	3
Rogers	30	301	10.0	39	1
McNichols	28	240	8.6	27	1
Hilliard	19	87	4.6	28	0
Henry	18	154	8.6	16	0
Pruitt	14	145	10.4	22	3
Reynolds	10	90	9.0	12	0
M. Johnson	9	160	17.8	50	0
Foreman	9	123	13.7	39	0
Fitzpatrick	5	49	9.8	18t	1
Hollister	4	33	8.3	14	0
Peterson	4	8	2.0	5	0
Hudson	3	31	10.3	14	0
Batson	2	15	7.5	13	1
D. Evans	2	11	5.5	6	0
McMath	2	8	4.0	9	0
Blasingame	2	4	2.0	5	0
Hooker	1	6	6.0	6	0
Team	359	3,745	10.4	57t	22
Opponents	395	4,485	11.4	68t	24

INTERCEPTIONS	No	Yds	Avg	Lg	TD
Byard	5	66	13.2	24t	1
Fulton	2	13	6.5	13	0
Long	2	6	3.0	6	0
R. Evans	2	1	0.5	1	0
Hooker	1	21	21.0	21	0
Skirne	1	17	17.0	17	0
J. Brown	1	2	2.0	2	0
Molden	1	2	2.0	2t	1
Jenkins	1	0	0.0	0	0
Team	16	128	8.0	24t	2
Opponents	14	252	18.0	82	0

PUNTING	No	Yds	Avg	Net	TB	In	Lg	B
Kern	47	2,105	44.8	40.4	1	18	59	0
Townsend	11	465	42.3	37.0	1	2	63	0
Team	58	2,570	44.3	39.8	2	20	63	0
Opponents	67	2,986	44.6	38.7	5	27	66	0

PUNT RETURNS	No	FC	Yds	Avg	Lg	TD
Rogers	30	20	293	9.8	55	0
Kinsey	0	1	0	---	---	0
Team	30	21	292	9.8	55	0
Opponents	22	16	223	10.1	18	0

KICKOFF RETURNS	No	Yds	Avg	Lg	TD
Rogers	14	282	20.1	37	0
M. Johnson	9	179	19.9	31	0
Hilliard	8	177	22.1	26	0
Batson	5	80	16.0	20	0
McNichols	2	31	15.5	16	0
Blasingame	1	12	12.0	12	0
D. Evans	1	17	17.0	17	0
Team	40	778	19.5	37	0
Opponents	40	812	20.3	37	0

FIELD GOALS	1-19	20-29	30-39	40-49	50+
Bullock	0/0	5/5	12/12	8/13	1/1
Badgley	0/0	0/0	0/0	0/1	0/0
Team	0/0	5/5	12/12	8/14	1/1
Opponents	0/0	12/12	9/9	7/8	3/9

Bullock: () (33G,30G,24G,44N,36G) (32G) (44G,46G,36G,49N) (34G) (43G,38G) (34G,51G) (46G,44G) () (28G,36G,36G) () (44N) (47N,44G,29G) (26G,32G) (38G,44G) (23G,44G) (42N) **TM:** (46N) (33G,30G,24G,44N,36G) (32G) (44G,46G,36G,49N) (34G) (43G,38G) (34G,51G) (46G,44G) () (28G,36G,36G) () (44N) (47N,44G,29G) (26G,32G) (38G,44G) (23G,44G) (42N) **OPP:** (34G,43N) (31G) (43G,28G,24G,51N) (27G,22G) (53N) (24G,28G,52G) (42G,57N) (34G) (34G,22G,54G) (20G) (43G,24G,37G) (22G,37G,44G,53N,28G,52G) () (36G,56N,28G,46G,48G) (48G)(39G,53N) (31G)

SACKS
Landry 12, Autry 9, Simmons 8.5, Dupree 3, Adeniyi 2.5, N. Jones 2.5, Peko 2, Roberson 1.5, Byard 1, (group) 1
TM 43, OPP 47

PASSING	Att	Cmp	Pct	Yards	Yds/Att	TD	Int	Lg	Sk/Yds	Rating
Tannehill	531	357	67.2	3,734	7.03	21	14	57t	47/327	89.6
A.J. Brown	2	0	0.0	0	0.00	0	0	---	0/0	39.6
M. Farley	1	1	100.0	6	6.00	0	0	6	0/0	91.7
Henry	1	1	100.0	5	5.00	1	0	5t	0/0	127.1
Team	535	359	67.1	3,745	7.00	22	14	57t	47/327	90.0
Opponents	628	395	62.9	4,485	7.14	24	16	68t	43/316	86.4

TACKLES (Total-Assists-Solo)

Byard (88-57-31), Landry (75-52-23), Long (75-46-29), Hooker (62-38-24), Molden (60-42-18), R. Evans (57-35-22), Jenkins (55-39-16), J. Brown (55-36-19), Simmons (54-42-12), Fulton (40-30-10), Cruikshank (38-27-11), Jackson (33-28-5), Autry (32-25-7), Rice (30-15-15), N. Jones (29-18-11), Cunningham (25-18-7), Dupree (17-13-4), Skirne (17-11-6), Tart (16-10-6), Adeniyi (11-8-3), Mabin (10-9-1), Peko (10-7-3), Roberson (10-6-4), Murchison (8-4-4), C. Jones (6-5-1), Simon (6-4-2), Cole (6-2-4), M. Farley (5-4-1), C. Farley (4-4-0), Borders (4-3-1), Dzubnar (4-1-3), McDougald (3-3-0), Strong (3-1-2), Anku (3-3-0), Weaver (2-0-2), Bledsoe (1-1-0), A.J. Brown (1-1-0), Jo. Jones (1-0-1)

Team Totals: 954-642-312

USUAL STARTING LINEUP

OFFENSE

WR A.J. Brown (11)
TE Geoff Swaim (87)
LT Taylor Lewan (77)
LG **Rodger Saffold III (76)**
C Ben Jones (60)
RG Nate Davis (64)
RT David Quessenberry (72)
WR Nick Westbrook-Ikhine (15)
WR Julio Jones (2)
QB Ryan Tannehill (17)
RB Derrick Henry (22)

DEFENSE

DE Denico Autry (96)
NT Teair Tart (93)
DT **Jeffery Simmons (98)**
OLB Bud Dupree (48)
ILB David Long Jr. (51)
ILB Rashaan Evans (54)
OLB **Harold Landry III (58)**
CB Jackrabbit Jenkins (20)
SS Amani Hooker (36)
FS **Kevin Byard (31)**
CB Kristian Fulton (26)

SPECIALISTS

K Randy Bullock (14)
P Brett Kern (6)
PR Chester Rogers (80)
KR Chester Rogers (80)

Pro Bowl All-Pro

GM: Jon Robinson; Head Coach: Mike Vrabel

Asst. Coaches: Shane Bowen (def. coordinator), Todd Downing (off. coordinator), Craig Aukerman (ST), Brian Bell (strength and conditioning assist.), Scott Booker (safeties), Keith Carter (OL), Ryan Crow (OLB), Tony Dews (RB), Matt Edwards (assist. ST), Erik Frazier (off. skill assist.), Mondray Gee (strength and conditioning assist.), Jim Haslett (ILB), Jason Houghtaling (assist. OL), Zak Kuhr (assist. ILB), Anthony Midget (secondary), Rob Moore (WR), Pat O'Hara (QB), Frank Piraino (strength and conditioning), Jim Schwartz (senior def. assist.), Luke Steckel (TE), John Streicher (coordinator of football development), Mike Sullivan (assist. OL), Kenechi Udezue (assist. DL), Terrell Williams (DL)

AMERICAN FOOTBALL CONFERENCE STANDINGS

2020 SEASON (11-5 REGULAR SEASON, 0-1 PLAYOFFS) • 1ST PLACE AFC SOUTH

DATE	OPPONENT	SCORE	W/L	ATT
Sept. 14	at Denver	16-14	W	
Sept. 20	Jacksonville	33-30	W	
Sept. 27	at Minnesota	31-30	W	
Oct. 13	Buffalo	42-16	W	8,403
Oct. 18	Houston	42-36*	W	10,166
Oct. 25	Pittsburgh	24-27	L	10,355
Nov. 1	at Cincinnati	20-31	L	9,712
Nov. 8	Chicago	24-17	W	13,871
Nov. 12	Indianapolis	17-34	L	13,949
Nov. 22	at Baltimore	30-24*	W	
Nov. 29	at Indianapolis	45-26	W	12,464
Dec. 6	Cleveland	35-41	L	13,986
Dec. 13	at Jacksonville	31-10	W	15,896
Dec. 20	Detroit	46-25	W	13,797
Dec. 27	at Green Bay	14-40	L	
Jan. 3	at Houston	41-38	W	12,504
Jan. 10	Baltimore	13-20	L	14,029
* Overtime				

	TITANS	OPP
Total First Downs	381	391
Rushing	142	113
Passing	203	247
Penalty	36	31
3rd Down: Made/Att	84/182	111/214
3rd Down Pct.	46.2	51.9
4th Down: Made/Att	10/16	15/26
4th Down Pct.	62.5	57.7
Possession Avg.	28:28	31:32
Total Net Yards	6343	6372
Avg. Per Game	396.4	398.3
Total Plays	1031	1076
Avg. Per Play	6.2	5.9
Net Yards Rushing	2690	1933
Avg. Per Game	168.1	120.8
Total Rushes	521	427
Net Yards Passing	3653	4439
Avg. Per Game	228.3	277.4
Sacked/Yards Lost	25/173	19/154
Gross Yards	3826	4593
Att./Completions	485/316	630/423
Completion Pct.	65.2	67.1
Had Intercepted	7	15
Punts/Average	50/45.1	45/47.7
Net Punting Avg.	50/40.1	45/41.8
Penalties/Yards	86/783	103/840
Fumbles/Ball Lost	15/5	21/8
Touchdowns	62	55
Rushing	26	18
Passing	33	36
Returns	3	1

BY PERIODS	1	2	3	4	OT	PTS
Team	96	144	101	138	12	491
Opponents	77	143	97	122	0	439

SCORING	TD	RU	PA	RT	PAT	FG	S	TP
Henry	17	17	0	0			0	104
Gostkowski	0	0	0	0	46/48	18/26	0	100
A. Brown	12	0	11	1			0	72
J. Smith	9	1	8	0			0	54
Sloman	0	0	0	0	5/5	2/2	0	11
Tannehill	7	7	0	0			0	46
C. Davis	5	0	5	0			0	30
Pruitt	3	0	2	1			0	18
Humphries	2	0	2	0			0	12
Batson	1	0	1	0			0	6
D. Evans	1	0	1	0			0	6
Firker	1	0	1	0			0	6
Foreman	1	0	1	0			0	6
King	1	0	0	1			0	6
McNichols	1	1	0	0			0	6
Swaim	1	0	1	0			0	6
Westbrook-Ikhine	0	0	0	0			0	2
Team	62	26	33	3	51/53	20/28	0	491
Opponents	55	18	36	1	42/47	21/23	1	439

2-Pt Conversions: Tannehill 2, Henry, Westbrook-Ikhine, TM 4-7,

OPP 1-8

FUM/Lost: Tannehill 6/1, Henry 3/2, A. Brown 2/1, Batson 1/0, Brinkley 1/0, C. Davis 1/1, Douglas 1/0

RUSHING	No	Yds	Avg	Lg	TD
Henry	378	2027	5.4	94t	17
Tannehill	43	266	6.2	45t	7
McNichols	47	204	4.3	20	1
Foreman	22	95	4.3	15	0
D. Evans	14	54	3.9	9	0
Batson	4	20	5.0	11	0
Woodside	7	10	1.4	18	0
Perry	2	9	4.5	6	0
Hooker	1	4	4.0	4	0
J. Smith	2	4	2.0	3	1
Humphries	0	0	---	---	0

PASSING	Att	Cmp	Pct	Yards	Y
Tannehill	481	315	65.5	3,819	
Woodside	3	1	33.3	7	
Kern	1	0	0.0	0	
Humphries	0	0	---	0	
Team	485	316	65.2	3,826	
Opponents	630	423	67.1	4,593	

Raymond	1	-3	-3.0	-3	0
Team	521	2690	5.2	94t	26
Opponents	427	1933	4.5	59	18

RECEIVING	No	Yds	Avg	Lg	TD
A. Brown	70	1075	15.4	73t	11
C. Davis	65	984	15.1	75t	5
J. Smith	41	448	10.9	63	8
Firkser	39	387	9.9	45	1
Humphries	23	228	9.9	23	2
Henry	19	114	6.0	53	0
Batson	12	100	8.3	18	1
McNichols	12	55	4.6	9	0
Raymond	9	187	20.8	61	0
Swain	9	83	9.2	16	1
Pruitt	5	49	9.8	22t	2
Blasingame	4	39	9.8	16	0
Westbrook-Ikhine	3	33	11.0	19	0
D. Evans	2	27	13.5	24	1
Hollister	1	12	12.0	12	0
Foreman	1	5	5.0	5t	1
Tannehill	1	0	0.0	0	0
Team	316	3826	12.1	75t	33
Opponents	423	4593	10.9	75t	36

INTERCEPTIONS	No	Yds	Avg	Lg	TD
Butler	4	111	27.8	68	0
Hooker	4	11	2.8	6	0
Fulton	1	44	44.0	44	0
Cruikshank	1	13	13.0	13	0
Joseph	1	5	5.0	5	0
Borders	1	0	0.0	0	0
J. Brown	1	0	0.0	0	0
Byard	1	0	0.0	0	0
Landry	1	0	0.0	0	0
T. Smith	0	5	---	5	0
Team	15	189	12.6	68	0
Opponents	7	81	11.6	25	0

PUNTING	No	Yds	Avg	Net	TB	In	Lg	B
Kern	37	1695	45.8	41.5	3	22	66	0
Allen	8	404	50.5	40.0	1	0	65	0
Daniel	4	157	39.3	30.0	0	0	52	1
Team	50	2256	45.1	40.1	4	22	66	1
Opponents	45	2147	47.7	41.8	3	19	71	0

PUNT RETURNS	No	FC	Yds	Avg	Lg	TD
Raymond	23	11	208	9.0	40	0
Batson	0	1	0	---	---	0
Team	23	12	208	9.0	40	0
Opponents	20	13	171	8.6	57	0

KICKOFF RETURNS	No	Yds	Avg	Lg	TD
Raymond	15	275	18.3	30	0
Batson	11	231	21.0	35	0
D. Evans	9	206	22.9	31	0
Blasingame	1	11	11.0	11	0
A. Brown	1	42	42.0	42t	1
Kalu	1	2	2.0	2	0
Team	38	767	20.2	42t	1
Opponents	37	823	22.2	49	0

FIELD GOALS	1-19	20-29	30-39	40-49	50+
Gostkowski	0/0	2/3	4/5	5/10	7/8
Slooman	0/0	0/0	1/1	1/1	0/0
Team	0/0	2/3	5/6	6/11	7/8
Opponents	0/0	7/7	6/6	5/6	3/4

Gostkowski: ((7N,44B,42N,25G)(51G,49G)(39G,31G,
30G,51G,54G,55G))((27B,37G)(51G,45N)(53N)(40G) (50G,44N)
(40G,40G,22G)(49G))(53G)(38G))()

Sloman, Ten: ()
TM: (47N,44B,42N,25G)(51G,49G)(39G,31G,30G,51G, 54G,55G))()
(27B,37G)(51G,45N)(53N)(40G)(50G,44N) (40G,40G,22G)(49G))()
(53G)(38G))((47G,37G)

OPP: ((39G)(41,49N)(43G)(38G)(38G,30G)(33G)
30G,27G,29G))((27G,43G)(53B,53G)(53G))((24G,43G,28G,51G,

SACKS

Landry 5.5, Simmons 3, Crawford 2, D. Jones 2, King 1, J. Brown 1,
Fulton 1, Ray 1, Reed 1, Vaccaro 1, R. Evans 0.5

TM 19, OPP 25

TACKLES (Solo-Assists-Total)

Byard (111-79-32), Butler (100-86-14), R. Evans (96-59-37), Vaccaro (83-62-21), Brown (76-45-31), Landry III (69-46-23), Long Jr. (50-28-22), Jones (49-29-20), Simmons (49-24-25), Hooker (44-30-14), King II (31-21-10), Joseph (29-25-04), Crawford (28-20-8), Borders (27-22-5), C. Jackson (21-12-9), Clowney (19-14-5), Fulton (16-14-2), T. Smith (14-10-4), Compton (14-8-6), A. Jackson (12-9-3), Dickerson (10-4-6), Kalu (8-7-1), Roberson (6-4-2), Orr (5-5-0), Skipper (5-4-1), Tart (5-2-3), Murchison (5-1-4), Beasley Jr. (3-2-1), Reed (3-2-1), Correa (2-1-1), Mack (2-1-1), Dzubnar (1-1-0), Ray (1-1-0), Raymond (1-1-0).

Team Totals: 680-316-996

Att	TD	Int	Lg	Sk/Yds	Rating
94	33	7	75t	24/173	106.5
33	0	0	7	0/0	42.4
0.0	0	0	0	0/0	39.6
---	0	0	---	1/0	---
89	33	7	75t	25/173	105.9
29	36	15	75t	19/154	97.5

USUAL STARTING LINEUP

OFFENSE

WE	Corey Davis (84)
TE	Jonnu Smith (81)
LT	Taylor Lewan (77)/Ty Sambrailo (70)/David Quessenberry (72)
LG	Rodger Saffold III (76)
C	Ben Jones (60)
RG	Nate Davis (64)
RT	Dennis Kelly (70)
TE	Geoff Swaim (87)
WR	A.J. Brown (11)
QB	Ryan Tannehill (17)
RB	Derrick Henry (22)

DEFENSE

DE Jack Crawford (94)
NT DaQuan Jones (90)
DT Jeffery Simmons (98)
OLB Jadeveon Clowney (99)
ILB Rashaan Evans (54)
ILB Jayon Brown (55)
OLB Harold Landry III (58)
CB Malcolm Butler (21)
SS Kenny Vaccaro (24)
FS Kevin Byard (31)
CB Desmond King II (33)/Adoree' Jackson (25)

SPECIALISTS

K	Stephen Gostkowski (3)
P	Brett Kern (6)
PR	Kalif Raymond (14)
KR	Kalif Raymond (14)

Pro Bowl All-Pro

GM: Jon Robinson; **Head Coach:** Mike Vrabel

Asst. Coaches: Arthur Smith (off. coordinator), Craig Aukerman (ST), Brian Bell (strength and conditioning assist.), Scott Booker (safeties), Shane Bowen (OLB), Keith Carter (OL), Ryan Crow (assist. ST), Tony Dews (RB), Todd Downing (TE), Matt Edwards (def. assist.), Monday Gee (strength and conditioning assist.), Jim Haslett (ILB), Chandler Henley (quality control), Zak Kuhr (def. quality control), Anthony Midget (secondary), Rob Moore (WR), Pat O'Hara (QB), Frank Pirano (strength and conditioning), Luke Steckel (off. assist.), John Streicher (strength coordinator of football development), Mike Sullivan (assist. OL), Terrell Williams (DL)

AMERICAN FOOTBALL CONFERENCE STANDINGS

AFC EAST	W	L	T	Pct
Buffalo	13	3	0	.813
Miami	10	6	0	.625
New England	7	9	0	.438
New York Jets	2	14	0	.125
AFC NORTH	W	L	T	Pct
Pittsburgh	12	4	0	.750
* Baltimore	11	5	0	.688
* Cleveland	11	5	0	.688
Cincinnati	4	11	1	.281
AFC SOUTH	W	L	T	Pct
Tennessee	11	5	0	.688
* Indianapolis	11	5	0	.688
Houston	4	12	0	.250
Jacksonville	1	15	0	.063
AFC WEST	W	L	T	Pct
Kansas City	14	2	0	.875
Las Vegas	8	8	0	.500
Los Angeles Chargers	7	9	0	.438
Denver	5	11	0	.313

NATIONAL FOOTBALL CONFERENCE STANDINGS

NFC EAST	W	L	T	Pct
Washington	7	9	0	.438
New York Giants	6	10	0	.375
Dallas	6	10	0	.375
Philadelphia	4	11	1	.281
NFC NORTH	W	L	T	Pct
Green Bay	13	3	0	.813
* Chicago	8	8	0	.500
Minnesota	7	9	0	.438
Detroit	5	11	0	.313
NFC SOUTH	W	L	T	Pct
New Orleans	12	4	0	.750
* Tampa Bay	11	5	0	.688
Carolina	5	11	0	.313
Atlanta	4	12	0	.250
NFC WEST	W	L	T	Pct
Seattle	12	4	0	.750
* Los Angeles Rams	10	6	0	.625
Arizona	8	8	0	.500
San Francisco	6	10	0	.375

* Wild Card for Playoffs

2018 SEASON (9-7 REGULAR SEASON) • 3RD PLACE AFC SOUTH

DATE	OPPONENT	SCORE	W/L	ATT
Sep. 9	at Miami	20-27	L	65,184
Sep. 16	HOUSTON	20-17	W	62,372
Sep. 23	at Jacksonville	9-6	W	64,015
Sep. 30	PHILADELPHIA	26-23*	W	69,013
Oct. 7	at Buffalo	12-13	L	68,202
Oct. 14	BALTIMORE	0-21	L	64,441
Oct. 21	at L.A. Chargers	19-20	L	84,301
Nov. 5	at Dallas	28-14	W	90,466
Nov. 11	NEW ENGLAND	34-10	W	69,363
Nov. 18	at Indianapolis	10-38	L	57,401
Nov. 26	at Houston	17-34	L	71,826
Dec. 2	N.Y. JETS	26-22	W	60,904
Dec. 6	JACKSONVILLE	30-9	W	60,344
Dec. 16	at N.Y. Giants	17-0	W	74,538
Dec. 22	WASHINGTON	25-16	W	60,746
Dec. 30	INDIANAPOLIS	17-33	L	68,978

* Overtime

	TITANS	OPP
Total First Downs	289	298
Rushing	106	98
Passing	156	182
Penalty	27	18
3rd Down: Made/Att	82/205	75/205
3rd Down Pct.	40.0	36.6
4th Down: Made/Att	7/12	11/20
4th Down Pct.	58.3	55.0
Possession Avg.	29:28	30:02
Total Net Yards	4,998	5,334
Avg. Per Game	312.4	333.4
Total Plays	938	1001
Avg. Per Play	5.3	5.3
Net Yards Rushing	2,023	1,863
Avg. Per Game	126.4	116.4
Total Rushes	454	429
Net Yards Passing	2,975	3,471
Avg. Per Game	185.9	216.9
Sacked/Yards Lost	47/280	39/248
Gross Yards	3255	3719
Att./Completions	437/293	533/337
Completion Pct.	67.0	63.2
Had Intercepted	12	11
Punts/Average	75/46.1	71/46.1
Net Punting Avg.	75/41.7	71/39.4
Penalties/Yards	82/727	120/984
Fumbles/Ball Lost	18/6	14/6
Touchdowns	34	32
Rushing	15	9
Passing	16	21
Returns	3	2

BY PERIODS	1	2	3	4	OT	PTS
Team	76	58	69	101	6	310
Opponents	70	105	63	62	3	303

SCORING	TD	RU	PA	RT	PAT	FG	S	TP
Succop	0	0	0	0	28/31	26/30	0	106
Henry	12	12	0	0	0	0	0	72
C. Davis	4	0	4	0	0	0	0	24
J. Smith	3	0	3	0	0	0	0	18
D. Lewis	2	1	1	0	0	0	0	12
Mariota	2	2	0	0	0	0	0	12
Sharpe	2	0	2	0	0	0	0	12
Stocker	2	0	2	0	0	0	0	12
Brown	1	0	0	1	0	0	0	6
Butler	1	0	0	1	0	0	0	6
Cruikshank	1	0	1	0	0	0	0	6
Firkser	1	0	1	0	0	0	0	6
Jennings	1	0	0	1	0	0	0	6
Pruitt LG	1	0	1	0	0	0	0	6
Pruitt TM	1	0	1	0	0	0	0	6
Taylor	1	0	1	0	0	0	0	6
Team	34	15	16	3	28/31	26/30	0	310
Opponents	32	9	21	2	31/32	26/29	1	303

2-Pt Conversions: TM 0-1, OPP 0-0

FUM/Lost: Mariota 9/2, Jackson 3/1, Batson 1/0, C. Davis 1/0, Henry 1/1, D. Lewis 1/1, J. Smith 1/0, Taylor 1/1

RUSHING	No	Yds	Avg	Lg	TD
Henry	215	1,059	4.9	99t	12
D. Lewis	155	517	3.3	36	1
Mariota	64	357	5.6	27	2
Davis	6	55	9.2	39	0

PASSING	Att	Cmp	Pct	Yards	Yds/Att	TD	Int	Lg	Sk/Yds	Rating
Mariota	331	228	68.9	2,528	7.64	11	8	61t	42/243	92.3
Gabbert	101	61	60.4	626	6.20	4	4	35	5/37	74.9
Henry	3	2	66.7	14	4.67	0	0	8	0/0	77.1
Byard	1	1	100.0	66	66.00	1	0	66t	0/0	158.3
Jennings	1	1	100.0	21	21.00	0	0	21	0/0	118.8
Team	437	293	67.0	3,255	7.45	16	12	66t	47/280	89.8
Opponents	533	337	63.2	3,719	6.98	21	11	75t	39/248	88.4

Fluellen	4	16	4.0	13	0
Sharpe	1	16	16.0	16	0
Jennings	1	2	2.0	2	0
Batson	1	1	1.0	1	0
Gabbert	6	0	0.0	1	0
Stocker	1	0	0.0	0	0
Team	454	2,023	4.5	99t	15
Opponents	429	1,863	4.3	97t	9

RECEIVING	No	Yds	Avg	Lg	TD
C. Davis	65	891	13.7	51	4
D. Lewis	59	400	6.8	37	1
Taylor	37	466	12.6	55	1
Sharpe	26	316	12.2	28	2
J. Smith	20	258	12.9	61t	3
Firkser	19	225	11.8	28	1
Stocker	15	165	11.0	31	2
Henry	15	99	6.6	21	0
Jennings	11	101	9.2	36	0
Pruitt	9	102	11.3	27	1
Batson	8	82	10.3	26	0
Walker	4	52	13.0	16	0
Matthews	3	11	3.7	4	0
Cruikshank	1	66	66.0	66t	1
Mariota	1	21	21.0	21	0
Team	293	3,255	11.1	66t	16
Opponents	337	3,719	11.0	75t	21

INTERCEPTIONS	No	Yds	Avg	Lg	TD
Byard	4	1	0.3	1	0
Butler	3	90	30.0	56t	1
Jackson	2	7	3.5	7	0
Brown	1	22	22.0	22t	1
Vaccaro	1	0	0.0	0	0
Team	11	120	10.9	56t	2
Opponents	12	219	18.3	54	1

PUNTING	No	Yds	Avg	Net	TB	In	Lg	B
Kern	74	3483	47.1	41.7	3	39	62	1
Team	75	3483	46.4	41.7	3	39	62	1
Opponents	71	3275	46.1	39.4	12	27	68	0

PUNT RETURNS	No	FC	Yds	Avg	Lg	TD
Jackson	16	9	148	9.3	26	0
Matthews	4	0	38	9.5	18	0
Williams	4	1	47	11.8	38	0
Batson	3	1	4	1.3	5	0
Team	27	11	237	8.8	38	0
Opponents	33	16	296	9.0	51	0

KICKOFF RETURNS	No	Yds	Avg	Lg	TD
Jennings	22	698	31.7	94t	1
Cruikshank	1	39	39.0	39	0
Team	23	737	32.0	94t	1
Opponents	25	696	27.8	102t	1

FIELD GOALS	1-19	20-29	30-39	40-49	50+
Succop	0/0	5/6	13/13	5/7	3/4
Team	0/0	5/6	13/13	5/7	3/4
Opponents	0/0	6/6	8/9	8/8	4/6

TEAM/Succop: (47G,53G)(42G,31G)(39G,48N,36G,28G)(42G,33G)(25G,54G,39G,50G)(28G,33G,51N)(28N)(33G,31G)(42G)(31G)(24G,33G)(33G)(48N,22G)(42G,33G)(38G)
OPP: (27G,30G)(54N,34G)(46G,38G)(27G,30G,37G)(40G,46G)(29G,28G)(38N)(52G,52N)(22G)(43G,47G)(54G,34G,43G,39G,39G)(50G,40G,46G)(53G,25G)

SACKS

Casey 7, Brown 6, Landry 4.5, Woodyard 4.5, Ryan 4, Correa 3.5, Byard 2, Vaccaro 2, Finch 1.5, Orakpo 1.5, Butler 1, Johnson 1, D. Morgan 0.5
Titans 39, Opponents 47

TACKLES (Solo-Assists-Total)

Woodyard (124-85-39), Brown (107-76-31), Byard (96-64-32), Ryan (85-54-31), Casey (72-46-26), Vaccaro (70-45-25), Jackson (69-62-7), Evans (63-42-21), Butler (56-49-7), Landry (46-26-20), Orakpo (40-24-16), Jones (39-19-20), Morgan (37-25-12), Lewis (28-19-9), Correa (27-17-10), Johnson (25-16-9), Finch (22-16-6), Sims (21-15-6), Logan (16-8-8), Compton (11-7-4), Bates (6-3-3), Kilgo (5-3-2), Dickerson (3-2-1), Cruikshank (2-2-0), Wallace (1-0-1)
Team Totals: 655-300-955

USUAL STARTING LINEUP

OFFENSE

WR Corey Davis (84)
 TE Jonnu Smith (81)
 LT **Taylor Lewan (77)**
 LG Quinton Spain (67)
 C Ben Jones (60)
 RG Josh Kline (64)
 RT Jack Conklin (78)
 TE Luke Stocker (88)
 WR Tajaé Sharpe (19)
 QB Marcus Mariota (8)
 RB Derrick Henry (22)

DEFENSE

DE DaQuan Jones (90)
 NT Austin Johnson (94)
 DT **Jurrell Casey (99)**
 OLB Derrick Morgan (91)
 ILB Wesley Woodyard (59)
 ILB Jayon Brown (55)/Rashaan Evans (54)
 OLB Brian Orakpo (98)
 CB Logan Ryan (26)/Adoree' Jackson (25)
 SS Kenny Vaccaro (24)
 FS Kevin Byard (31)
 CB Malcolm Butler (21)

SPECIALISTS

K Ryan Succop (4)
 P **Brett Kern (6)**
 PR Adoree' Jackson (25)
 KR Darius Jennings (15)

Pro Bowl All-Pro

GM: Jon Robinson; **Head Coach:** Mike Vrabel

Asst. Coaches: Matt LaFleur (off. coordinator), Dean Pees (def. coordinator), Craig Aukerman (ST), Brian Bell (strength and conditioning assist.), Scott Booker (def. assist.), Shane Bowen (OLB), Keith Carter (OL), Kerry Coombs (secondary), Ryan Crow (def. assist.), Tony Dews (RB), Matt Edwards (assist. ST), Chandler Henley (quality control), Tom Kanavy (strength and conditioning), Tyrone McKenzie (ILB), Rob Moore (WR), Pat O'Hara (QB), Matt Pees (quality control), Taylor Porter (strength and conditioning assist.), Arthur Smith (TE), Luke Steckel (off. assist.), Mike Sullivan (off. assist.), Terrell Williams (DL)

AMERICAN FOOTBALL CONFERENCE STANDINGS

AFC EAST	W	L	T	Pct
New England	11	5	0	.688
Miami	7	9	0	.438
Buffalo	6	10	0	.375
New York Jets	4	12	0	.250
AFC NORTH	W	L	T	Pct
Baltimore	10	6	0	.625
Pittsburgh	9	6	1	.594
Cleveland	7	8	1	.469
Cincinnati	6	10	0	.375
AFC SOUTH	W	L	T	Pct
Houston	11	5	0	.688
* Indianapolis	10	6	0	.625
Tennessee	9	7	0	.563
Jacksonville	5	11	0	.313
AFC WEST	W	L	T	Pct
Kansas City	12	4	0	.750
* Los Angeles Chargers	12	4	0	.750
Denver	6	10	0	.375
Oakland	4	12	0	.250

NATIONAL FOOTBALL CONFERENCE STANDINGS

NFC EAST	W	L	T	Pct
Dallas	10	6	0	.625
* Philadelphia	9	7	0	.563
Washington	7	9	0	.438
New York Giants	5	11	0	.313
NFC NORTH	W	L	T	Pct
Chicago	12	4	0	.750
Minnesota	8	7	1	.531
Green Bay	6	9	1	.406
Detroit	6	10	0	.375
NFC SOUTH	W	L	T	Pct
New Orleans	13	3	0	.813
Atlanta	7	9	0	.438
Carolina	7	9	0	.438
Tampa Bay	5	11	0	.313
NFC WEST	W	L	T	Pct
Los Angeles Rams	13	3	0	.813
* Seattle	10	6	0	.625
San Francisco	4	12	0	.250
Arizona	3	13	0	.188

* Wild Card for Playoffs



2017 SEASON (9-7 REGULAR SEASON, I-1 PLAYOFFS) • 2ND PLACE AFC SOUTH

DATE	OPPONENT	SCORE	W/L	ATT
Sep. 10	OAKLAND	16-26	L	69,089
Sep. 17	at Jacksonville	37-16	W	61,709
Sep. 24	SEATTLE	33-27	W	69,127
Oct. 1	at Houston	14-57	L	71,804
Oct. 8	at Miami	10-16	L	65,135
Oct. 16	INDIANAPOLIS	36-22	W	63,888
Oct. 22	at Cleveland	12-9*	W	59,061
Nov. 5	BALTIMORE	23-20	W	67,322
Nov. 12	CINCINNATI	24-20	W	67,432
Nov. 16	at Pittsburgh	17-40	L	60,703
Nov. 26	at Indianapolis	20-16	W	62,207
Dec. 3	HOUSTON	24-13	W	62,758
Dec. 10	at Arizona	7-12	L	64,153
Dec. 17	at San Francisco	23-25	L	70,133
Dec. 24	L.A. RAMS	23-27	L	60,097
Dec. 31	JACKSONVILLE	15-10	W	65,501
Jan. 6	at Kansas City	22-21	W	73,319
Jan. 13	at New England	14-35	L	65,878

* Overtime

	TITANS	OPP
Total First Downs	290	323
Rushing	97	68
Passing	157	231
Penalty	36	24
3rd Down: Made/Att	71/202	78/214
3rd Down Pct.	35.1	36.4
4th Down: Made/Att	5/10	10/16
4th Down Pct.	50.0	62.5
Possession Avg.	29:51	30:09
Total Net Yards	5024	5248
Avg. Per Game	314.0	328.0
Total Plays	974	1046
Avg. Per Play	5.2	5.0
Net Yards Rushing	1833	1420
Avg. Per Game	114.6	88.8
Total Rushes	443	398
Net Yards Passing	3191	3828
Avg. Per Game	199.4	239.3
Sacked/Yards Lost	35/203	43/272
Gross Yards	3394	4100
Att./Completions	496/306	605/369
Completion Pct.	61.7	61.0
Had Intercepted	17	12
Punts/Average	75/49.7	75/48.2
Net Punting Avg.	75/44.6	75/42.8
Penalties/Yards	85/785	119/942
Fumbles/Ball Lost	10/8	23/9
Touchdowns	33	36
Rushing	18	5
Passing	14	27
Returns	1	4

BY PERIODS	1	2	3	4	OT	PTS
Team	52	103	91	85	3	334
Opponents	71	98	49	138	0	356

SCORING	TD	RU	PA	RT	PAT	FG	S	TP
Succop	0	0	0	0	31/33	35/42	0	136
Murray	7	6	1	0	0	0	0	42
Henry	6	5	1	0	0	0	0	36
Mariota	5	5	0	0	0	0	0	30
Matthews	4	0	4	0	0	0	0	24
Walker	4	1	3	0	0	0	0	24
J. Smith	2	0	2	0	0	0	0	12
Decker	1	0	1	0	0	0	0	6
Fowler	1	1	0	0	0	0	0	6
Supernaw	1	0	1	0	0	0	0	6
Taylor	1	0	1	0	0	0	0	6
Woodyard	1	0	0	1	0	0	0	6
Team	33	18	14	1	31/33	35/42	0	334
Opponents	36	5	27	4	29/34	37/41	0	356

2-Pt Conversions: TM 0-0, OPP 0-2

FUM/Lost: Cassel 2/2, Walker 2/2, Mariota 2/1, Davis 1/1, Jackson 1/1, Murray 1/1, Henry 1/0

RUSHING	No	Yds	Avg	Lg	TD
Henry	176	744	4.2	75t	5
Murray	184	659	3.6	75t	6
Mariota	60	312	5.2	34t	5
Jackson	5	55	11.0	20	0
Taylor	8	43	5.4	17	0
Fluellen	4	21	5.3	10	0

PASSING	Att	Cmp	Pct	Yards	Yds/Att	TD	Int	Lg	Sk/Yds	Rating
Mariota	453	281	62.0	3232	7.13	13	15	75t	27/173	79.3
Cassel	42	25	59.5	162	3.86	1	2	17	8/30	55.9
Decker	1	0	0.0	0	0.00	0	0	---	0/0	39.6
Team	496	306	61.7	3394	6.84	14	17	75t	35/203	77.1
Opponents	605	369	61.0	4100	6.78	27	12	80t	43/272	87.8

Fowler	2	4	2.0	3t	1
Weems	1	0	0.0	0	0
Walker	2	-2	-1.0	1t	1
Matthews	1	-3	-3.0	-3	0
Team	443	1833	4.1	75t	18
Opponents	398	1420	3.6	34	5

RECEIVING	No	Yds	Avg	Lg	TD
Walker	74	807	10.9	42	3
Decker	54	563	10.4	29	1
Matthews	53	795	15.0	75t	4
Murray	39	266	6.8	18	1
Davis	34	375	11.0	37	0
J. Smith	18	157	8.7	32t	2
Taylor	16	231	14.4	53t	1
Henry	11	136	12.4	66t	1
Supernaw	4	39	9.8	20	1
Stocker	1	12	12.0	12	0
Douglas	1	8	8.0	8	0
Weems	1	5	5.0	5	0
Team	306	3394	11.1	75t	14
Opponents	369	4100	11.1	80t	27

INTERCEPTIONS	No	Yds	Avg	Lg	TD
Byard	8	130	16.3	33	0
T. Smith	1	14	14.0	14	0
Searcy	1	8	8.0	8	0
Riley	1	2	2.0	2	0
Sims	1	0	0.0	0	0
Team	12	154	12.8	33	0
Opponents	17	262	15.4	41	2

PUNTING	No	Yds	Avg	Net	TB	In	Lg	B
Kern	75	3728	49.7	44.6	5	28	74	0
Team	75	3728	49.7	44.6	5	28	74	0
Opponents	75	3617	48.2	42.8	5	21	64	0

PUNT RETURNS	No	FC	Yds	Avg	Lg	TD
Jackson	34	9	290	8.5	46	0
Weems	2	0	15	7.5	13	0
Team	36	9	305	8.5	46	0
Opponents	41	9	286	7.0	23	0

KICKOFF RETURNS	No	Yds	Avg	Lg	TD
Jackson	25	578	23.1	57	0
Weems	2	18	9.0	18	0
Decker	1	22	22.0	22	0
Team	28	618	22.1	57	0
Opponents	32	750	23.4	60	0

FIELD GOALS	1-19	20-29	30-39	40-49	50+
Succop	0/0	10/10	7/7	16/20	2/5
Team	0/0	10/10	7/7	16/20	2/5
Opponents	0/0	9/10	7/8	14/16	7/7

TEAM/Succop: (23G,26G,52G,52N) (40G,41G,26G) (24G,37G,47G,35G) (45G)(48G,32G,40G,48G,23G) (43G,23G,46G,53N,47G) (48G) (48N,44G) (48B,44G)(29G,45G) (40N,43G) (58N) (40G,31G,50G) (25G,37G,45N,27G) (25G,39G,38G)
OPP: (20G,52G,52G,43G) (43G) (50G,40G,33G) (41G) (36G,25G,52G)(31G,47G,54G) (30G,49G) (41G,28G,50G,26G) (26G,28G,42G)(23G,48N,27N,42G) (47G,23G,40N,32G,35G) (38G,48G,28G,50G,48G,45G) (36N) (41G)

SACKS
Morgan 7.5, Orakpo 7, Casey 6, Woodyard 5, Walden 4, D. Jones 3.5, Williamson 3, Brown 1.5, Klug 1.5, Cyprien 1, A. Johnson 1, King 1, (group) 1,
Titans 43, Opponents 35

TACKLES (Solo-Assists-Total)
Woodyard (104-68-172), Williamson (70-55-125), Byard (64-23-87), Ryan (54-19-73), Casey (60-12-72), Jackson (58-9-67), Brown (42-25-67), Cyprien (46-19-65), Orakpo (39-21-60), Walden (29-15-44), Morgan (23-17-40), Jones (24-12-36), Sims (28-5-33), Johnson (20-12-32), Searcy (22-5-27), Williams (16-10-26), Klug (15-11-26), Riley (8-5-13), Smith (10-1-11), Dodd (7-4-11), McCain (7-4-11), King (3-1-4), Palmer (1-2-3)
Team Totals: 750-355-1,105

USUAL STARTING LINEUP

OFFENSE

WR Rishard Matthews (18)
TE Delanie Walker (82)
LT Taylor Lewan (77)
LG Quinton Spain (67)
C Ben Jones (60)
RG Josh Kline (64)
RT Jack Conklin (78)
TE Jonnu Smith (81)
WR Corey Davis (84)/Eric Decker (87)
QB Marcus Mariota (8)
RB DeMarco Murray (29)

DEFENSE

DE DaQuan Jones (90)
NT Sylvester Williams (96)
DT Jurrell Casey (99)
OLB Derrick Morgan (91)
ILB Wesley Woodyard (59)
ILB Avery Williamson (54)
OLB Brian Orakpo (98)
CB Logan Ryan (26)
SS Johnathan Cyprien (37)/Da'Norris Searcy (21)
FS Kevin Byard (31)
CB Adoree' Jackson (25)

SPECIALISTS

K Ryan Succop (4)
P Brett Kern (6)
KR/PR Adoree' Jackson (25)
ST Brynden Trawick (41)

Pro Bowl [All-Pro](#)

GM: Jon Robinson; **Head Coach:** Mike Mularkey
Asst. Coaches: Dick LeBeau (asst. HC/def. coord.), Terry Robiskie (off. coord.), Craig Aukerman (asst. ST), Brandon Blaney (def. asst.), Sylvester Croom (RB), Nick Eason (DL), Russ Grimm (OL), Steve Hoffman (ST), Frisman Jackson (WR), Steve Jackson (asst. secondary), Tom Kanavy (asst. strength and cond.), Jason Michael (QB), Taylor Porter (strength and cond. asst.), Arthur Smith (TE), Lou Spanos (LB), Luke Steckel (asst. WR), Mike Sullivan (asst. OL), Deshaea Townsend (secondary), Steve Watterson (asst. HC/strength and cond.), Keith Willis (asst. DL)

AMERICAN FOOTBALL CONFERENCE STANDINGS

AFC EAST	W	L	T	Pct
New England	13	3	0	.813
* Buffalo	9	7	0	.563
Miami	6	10	0	.375
New York Jets	5	11	0	.313
AFC NORTH	W	L	T	Pct
Pittsburgh	13	3	0	.813
Baltimore	9	7	0	.563
Cincinnati	7	9	0	.438
Cleveland	0	16	0	.000
AFC SOUTH	W	L	T	Pct
Jacksonville	10	6	0	.625
* Tennessee	9	7	0	.563
Indianapolis	4	12	0	.250
Houston	4	12	0	.250
AFC WEST	W	L	T	Pct
Kansas City	10	6	0	.625
Los Angeles Chargers	9	7	0	.563
Oakland	6	10	0	.375
Denver	5	11	0	.313

NATIONAL FOOTBALL CONFERENCE STANDINGS

NFC EAST	W	L	T	Pct
Philadelphia	13	3	0	.813
Dallas	9	7	0	.563
Washington	7	9	0	.438
New York Giants	3	13	0	.188
NFC NORTH	W	L	T	Pct
Minnesota	13	3	0	.813
Detroit	9	7	0	.563
Green Bay	7	9	0	.438
Chicago	5	11	0	.313
NFC SOUTH	W	L	T	Pct
New Orleans	11	5	0	.688
* Carolina	11	5	0	.688
* Atlanta	10	6	0	.625
Tampa Bay	5	11	0	.313
NFC WEST	W	L	T	Pct
Los Angeles Rams	11	5	0	.688
Seattle	9	7	0	.563
Arizona	8	8	0	.500
San Francisco	6	10	0	.375

* Wild Card for Playoffs



2016 SEASON (9-7 REGULAR SEASON) • 2ND PLACE AFC SOUTH

DATE	OPPONENT	SCORE	W/L	ATT
Sep. 11	MINNESOTA	16-25	L	63,816
Sep. 18	at Detroit	16-15	W	58,466
Sep. 25	OAKLAND	10-17	L	62,370
Oct. 2	at Houston	20-27	L	71,815
Oct. 9	at Miami	30-17	W	64,425
Oct. 16	CLEVELAND	28-26	W	60,897
Oct. 23	INDIANAPOLIS	26-34	L	65,470
Oct. 27	JACKSONVILLE	36-22	W	61,619
Nov. 6	at San Diego	35-43	L	52,281
Nov. 13	GREEN BAY	47-25	W	69,116
Nov. 20	at Indianapolis	17-24	L	65,048
Nov. 27	at Chicago	27-21	W	59,494
Dec. 11	DENVER	13-10	W	68,780
Dec. 18	at Kansas City	19-17	W	68,084
Dec. 24	at Jacksonville	17-38	L	59,621
Jan. 1	HOUSTON	24-17	W	65,205

	TITANS	OPP
Total First Downs	322	324
Rushing	115	70
Passing	175	227
Penalty	32	27
3rd Down: Made/Att	100/217	77/210
3rd Down Pct.	46.1	36.7
4th Down: Made/Att	4/11	12/22
4th Down Pct.	36.4	54.5
Possession Avg.	30:32	29:28
Total Net Yards	5728	5720
Avg. Per Game	358.0	357.5
Total Plays	1008	1031
Avg. Per Play	5.7	5.5
Net Yards Rushing	2187	1413
Avg. Per Game	136.7	88.3
Total Rushes	476	356
Net Yards Passing	3541	4307
Avg. Per Game	221.3	269.2
Sacked/Yards Lost	28/179	40/278
Gross Yards	3720	4585
Att./Completions	504/307	635/388
Completion Pct.	60.9	61.1
Had Intercepted	11	12
Punts/Average	77/44.2	72/46.7
Net Punting Avg.	77/38.6	72/40.9
Penalties/Yards	110/1012	137/1191
Fumbles/Ball Lost	17/7	12/6
Touchdowns	46	43
Rushing	16	10
Passing	29	25
Returns	1	8

BY PERIODS	1	2	3	4	OT	PTS
Team	77	149	59	96	0	381
Opponents	97	95	75	111	0	378

SCORING	TD	RU	PA	RT	PAT	FG	S	TP
Succop	0	0	0	0	39/41	22/24	0	105
Murray	12	9	3	0	0	0	0	72
Matthews	9	0	9	0	0	0	0	54
Walker	7	0	7	0	0	0	0	42
Henry	5	5	0	0	0	0	0	30
Wright	3	0	3	0	0	0	0	18
Fasano	2	0	2	0	0	0	0	12
An. Johnson	2	0	2	0	0	0	0	12
Mariota	2	2	0	0	0	0	0	12
Sharpe	2	0	2	0	0	0	0	12
D. Jones	1	0	0	1	0	0	0	6
Lewan	1	0	1	0	0	0	0	6
Team	46	16	29	1	39/41	22/24	0	381
Opponents	43	10	25	8	35/40	27/32	1	378

2-Pt Conversions: TM 0-5, OPP 1-3

FUM/Lost: Mariota 9/5, Murray 3/1, Mariani 2/0, Cassel 1/0, Matthews 1/1, Walker 1/0

RUSHING	No	Yds	Avg	Lg	TD
Murray	293	1287	4.4	75t	9
Henry	110	490	4.5	22	5
Mariota	60	349	5.8	41	2
Andrews	2	15	7.5	9	0
Mariani	1	15	15.0	15	0
Wright	1	15	15.0	15	0
Walker	2	11	5.5	8	0
Cassel	4	3	0.8	3	0
Fowler	1	3	3.0	3	0
Sharpe	1	1	1.0	1	0
Blake	1	-2	-2.0	-2	0
Team	476	2187	4.6	75t	16
Opponents	356	1413	4.0	68t	10

PASSING	Att	Cmp	Pct	Yards	Yds/Att	TD	Int	Lg	Sk/Yds	Rating
Mariota	451	276	3426	61.2	7.60	26	9	60	23/156	95.6
Cassel	51	30	284	58.8	5.57	2	2	50	5/23	71.0
Murray	2	1	10	50.0	5.00	1	0	10t	0/0	104.2
Team	504	307	3720	60.9	7.38	29	11	60	28/179	93.7
Opponents	635	388	4585	61.1	7.22	25	12	58	40/278	88.3

RECEIVING	No	Yds	Avg	Lg	TD
Matthews	65	945	14.5	60	9
Walker	65	800	12.3	47	7
Murray	53	377	7.1	35	3
Sharpe	41	522	12.7	34t	2
Wright	29	416	14.3	48t	3
Douglas	15	210	14.0	35	0
Henry	13	137	10.5	29	0
An. Johnson	9	85	9.4	20	2
Fasano	8	83	10.4	17	2
Supernaw	4	62	15.5	30	0
Amaro	3	59	19.7	26	0
Fowler	1	14	14.0	14	0
Lewan	1	10	10.0	10t	1
Team	307	3720	12.1	60	29
Opponents	388	4585	11.8	58	25

INTERCEPTIONS	No	Yds	Avg	Lg	TD
Cox	3	3	1.0	3	0
McCain	2	33	16.5	33	0
McCourty	2	7	3.5	6	0
Woodyard	1	21	21.0	21	0
Stafford	1	4	4.0	4	0
Searcy	1	0	0.0	0	0
Sims	1	0	0.0	0	0
Williamson	1	0	0.0	0	0
Team	12	68	5.7	33	0
Opponents	11	203	18.5	77t	3

PUNTING	No	Yds	Avg	Net	TB	In	Lg	B
Kern	77	3402	44.2	38.6	4	32	71	0
Team	77	3402	44.2	38.6	4	32	71	0
Opponents	72	3360	46.7	40.9	9	22	72	0

PUNT RETURNS	No	FC	Yds	Avg	Lg	TD
Mariani	29	22	235	8.1	18	0
Blake	1	0	1	1.0	1	0
Team	30	22	236	7.9	18	0
Opponents	36	27	347	9.6	74t	2

KICKOFF RETURNS	No	Yds	Avg	Lg	TD
Mariani	26	560	21.5	37	0
Andrews	4	37	9.3	17	0
Wright	3	32	10.7	15	0
Team	33	629	19.1	37	0
Opponents	21	462	22.0	61	0

FIELD GOALS	1-19	20-29	30-39	40-49	50+
Succop	1/1	4/4	6/6	8/8	3/5
Team	1/1	4/4	6/6	8/8	3/5
Opponents	0/0	7/7	9/10	6/9	5/6

TEAM/Succop: (28G) (51N,46G) (34G) (48G,26G) (40G) (58N) (48G,44G) (32G,22G,33G) () (51G,23G) (47G) (19G,31G) (53G,41G) (39G,53G) (42G) (35G)
 OPP: (37N,56N,50G,33G,45G,30G) (42G,27G) (52G) (53G,48N,45G) (24G) (45G,37G) (28G,33G) () (32G,23G,36G) (29G,38G) (42N,49G) () (34G) (34G) (29G,48G,56G,50G) (45N,26G)

SACKS
 Orakpo 10.5, Morgan 9, Casey 5, Spence 3, Williamson 2, Woodyard 2, D. Jones 1.5, Klug 1.5, Byard 1, Dodd 1, Stafford 1, Wallace 1, (team) 1, Au. Johnson 0.5
Titans 40, Opponents 28

TACKLES (Solo-Assists-Total)
 Williamson (76-73-149), Woodyard (52-36-88), Spence (41-36-77), McCourty (56-8-64), Byard (42-21-63), Stafford (42-16-58), Orakpo (40-15-55), Searcy (39-12-51), Casey (38-13-51), Morgan (29-21-50), R. Johnson (33-15-48), McCain (37-7-44), Blake (32-5-37), Cox (33-3-36), Jones (18-11-29), Klug (14-11-25), Sims (17-1-18), Woods (11-6-17), Bass (8-8-16), Au. Johnson (13-2-15), Wallace (9-6-15), Blackson (7-7-14), Dodd (6-3-9), Palmer (2-0-2), An. Woods (2-0-2), Abdesmad (1-0-1), Reed (1-0-1), Team (1-0-1)
Team Totals: 700-336-1,036

USUAL STARTING LINEUP

OFFENSE

WR Rishard Matthews (18)
TE Delanie Walker (82)
LT Taylor Lewan (77)
 LG Quinton Spain (67)
 C Ben Jones (60)
 RG Josh Kline (64)
RT Jack Conklin (78)
 TE Anthony Fasano (80)
 WR Tajaé Sharpe (19)
 QB Marcus Mariota (8)
RB DeMarco Murray (29)

DEFENSE

DE DaQuan Jones (90)
 NT Al Woods (96)
DT Jurrell Casey (99)
 OLB Derrick Morgan (91)/David Bass (51)
 ILB Wesley Woodyard (59)/Sean Spence (55)
 ILB Avery Williamson (54)
OLB Brian Orakpo (98)
 CB Jason McCourty (30)
 SS Da'Norris Searcy (21)
 FS Rashad Johnson (25)/Kevin Byard (31)/Daimion Stafford (24)
 CB Brice McCain (23)/Perrish Cox (20)

SPECIALISTS

K Ryan Succop (4)
 P Brett Kern (6)
 KR/PR Marc Mariani (87)

Pro Bowl All-Pro

GM: Jon Robinson; **Head Coach:** Mike Mularkey
Asst. Coaches: Dick LeBeau (asst. HC/def. coord.), Terry Robiskie (off. coord.), Bobby April (ST coord.), Brandon Blaney (def. asst.), Bob Bratkowski (WR), Sylvester Croom (RB), Nick Eason (DL), Russ Grimm (OL), Steve Hoffman (ST asst.), Steve Jackson (asst. secondary), Jason Michael (QB), Arthur Smith (TE), Lou Spanos (LB), Luke Steckel (off. asst.), Mike Sullivan (asst. OL), Deshaea Townsend (secondary), Jason Tucker (asst. ST), Steve Watterson (asst. HC/ strength and cond.), Keith Willis (asst. DL)
 * April - special teams coordinator first four games; Hoffman - special teams assistant first four games, special teams coordinator final 12 games

AMERICAN FOOTBALL CONFERENCE STANDINGS

AFC EAST	W	L	T	Pct
New England	14	2	0	.875
* Miami	10	6	0	.625
Buffalo	7	9	0	.438
New York Jets	5	11	0	.313
AFC NORTH	W	L	T	Pct
Pittsburgh	11	5	0	.688
Baltimore	8	8	0	.500
Cincinnati	6	9	1	.406
Cleveland	1	15	0	.063
AFC SOUTH	W	L	T	Pct
Houston	9	7	0	.563
Tennessee	9	7	0	.563
Indianapolis	8	8	0	.500
Jacksonville	3	13	0	.188
AFC WEST	W	L	T	Pct
Kansas City	12	4	0	.750
* Oakland	12	4	0	.750
Denver	9	7	0	.563
San Diego	5	11	0	.313

NATIONAL FOOTBALL CONFERENCE STANDINGS

NFC EAST	W	L	T	Pct
Dallas	13	3	0	.813
* New York Giants	11	5	0	.688
Washington	8	7	1	.531
Philadelphia	7	9	0	.438
NFC NORTH	W	L	T	Pct
Green Bay	10	6	0	.625
* Detroit	9	7	0	.563
Minnesota	8	8	0	.500
Chicago	3	13	0	.188
NFC SOUTH	W	L	T	Pct
Atlanta	11	5	0	.688
Tampa Bay	9	7	0	.563
New Orleans	7	9	0	.438
Carolina	6	10	0	.375
NFC WEST	W	L	T	Pct
Seattle	10	5	1	.656
Arizona	7	8	1	.469
Los Angeles	4	12	0	.250
San Francisco	2	14	0	.125

* Wild Card for Playoffs



2015 SEASON (3-13 REGULAR SEASON) • 4TH PLACE AFC SOUTH

DATE	OPPONENT	SCORE	W/L	ATT
Sep. 13	at Tampa Bay	W	42-14	63,945
Sep. 20	at Cleveland	L	14-28	67,431
Sep. 27	INDIANAPOLIS	L	33-35	65,920
Oct. 11	BUFFALO	L	13-14	65,670
Oct. 18	MIAMI	L	10-38	62,342
Oct. 25	ATLANTA	L	7-10	63,329
Nov. 1	at Houston	L	6-20	71,630
Nov. 8	at New Orleans	W	34-28*	73,075
Nov. 15	CAROLINA	L	10-27	63,591
Nov. 19	at Jacksonville	L	13-19	60,121
Nov. 29	OAKLAND	L	21-24	58,075
Dec. 6	JACKSONVILLE	W	42-39	57,355
Dec. 13	at New York Jets	L	8-30	78,160
Dec. 20	at New England	L	16-33	66,829
Dec. 27	HOUSTON	L	6-34	62,153
Jan. 3	at Indianapolis	L	24-30	65,733

	TITANS	OPP
Total First Downs	298	317
Rushing	66	101
Passing	195	192
Penalty	37	24
3rd Down: Made/Att	64/201	92/216
3rd Down Pct.	31.8	42.6
4th Down: Made/Att	7/15	4/12
4th Down Pct.	46.7	33.3
Possession Avg.	29:25	30:35
Total Net Yards	4988	5475
Avg. Per Game	311.8	342.2
Total Plays	976	1003
Avg. Per Play	5.1	5.5
Net Yards Rushing	1485	1797
Avg. Per Game	92.8	112.3
Total Rushes	371	462
Net Yards Passing	3503	3678
Avg. Per Game	218.9	229.9
Sacked/Yards Lost	54/390	39/271
Gross Yards	3893	3949
Att./Completions	551/342	502/319
Completion Pct.	62.1	63.5
Had Intercepted	17	11
Punts/Average	88/47.4	74/48.2
Net Punting Avg.	88/40.3	74/43.0
Penalties/Yards	93/779	112/982
Fumbles/Ball Lost	25/16	16/8
Touchdowns	37	51
Rushing	10	11
Passing	25	34
Returns	2	6

BY PERIODS	1	2	3	4	OT	PTS
Team	67	71	84	71	6	299
Opponents	96	127	75	125	0	423

SCORING	TD	RU	PA	RT	PAT	FG	S	TP
Succop	0	0	0	0	29/31	14/16	0	71
Walker	6	0	6	0			0	38
Green-Beckham	4	0	4	0			0	26
Andrews	3	3	0	0			0	18
Mariota	3	2	1	0			0	18
Wright	3	0	3	0			0	18
McCluster	2	1	1	0			0	14
Douglas	2	0	2	0			0	12
Fasano	2	0	2	0			0	12
Fowler	2	1	1	0			0	12
Sankey	2	1	1	0			0	12
Stevens	2	0	2	0			0	12
Cobb	1	1	0	0			0	6
Hunter	1	0	1	0			0	6
McBride	1	0	1	0			0	6
Mettenberger	1	1	0	0			0	6
Sensabaugh	1	0	0	1a			0	6
Woodyard	1	0	0	1b			0	6
Team	37	10	25	2	29/31	14/16	0	299
Opponents	51	11	34	6	48/50	23/27	0	423

2-Pt Conversions: Green-Beckham, McCluster, Walker, TM
3-5, OPP 0-1

FUM/Lost: Mariota 10/6, Mettenberger 4/2, Douglas 2/1,
McCluster 2/2, Sankey 2/1, West(TM) 2/2, Andrews 1/1, Gallik
1/0, Supernaw 1/1

RUSHING	No	Yds	Avg	Lg	TD
Andrews	143	520	3.6	38	3
Mariota	34	252	7.4	87t	2
McCluster	55	247	4.5	44	1
Sankey	47	193	4.1	16	1
Cobb	52	146	2.8	12	1
West	16	51	3.2	12	0

PASSING	Att	Cmp	Pct	Yards	Yds/Att	TD	Int	Lg	Sk/Yds	Rating
Mariota	370	230	62.2	2818	7.62	19	10	61t	38/258	91.5
Mettenberger	166	101	60.8	935	5.63	4	7	57t	13/98	66.7
Tanney	14	10	71.4	99	7.07	1	0	29	3/34	114.9
Andrews	1	1	100.0	41	41.00	1	0	41t	0/0	158.3
Team	551	342	62.1	3893	7.07	25	17	61t	54/390	85.5
Opponents	502	319	63.5	3949	7.87	34	11	69t	39/271	101.3

Walker	1	36	36.0	36	0
Wright	5	17	3.4	13	0
Fowler	7	13	1.9	3	1
McBride	1	8	8.0	8	0
Mettenberger	9	8	0.9	5t	0
Douglas	1	-6	-6.0	-6	0
Team	371	1485	4.0	87t	10
Opponents	462	1797	3.9	32	11

RECEIVING	No	Yds	Avg	Lg	TD
Walker	94	1088	11.6	61t	6
Douglas	36	411	11.4	51	2
Wright	36	408	11.3	52t	3
Green-Beckham	32	549	17.2	47t	4
McCluster	31	260	8.4	35	1
Fasano	26	289	11.1	33	2
Hunter	22	264	12.0	29	1
Andrews	21	174	8.3	23	0
Sankey	14	139	9.9	30	1
Stevens	12	121	10.1	27	2
Fowler	5	44	8.8	19	1
Coffman	4	42	10.5	16	0
Supernaw	3	32	10.7	16	0
Turzilli	2	25	12.5	18	0
McBride	2	8	4.0	7	1
Mariota	1	41	41.0	41t	1
Cobb	1	-2	-2.0	-2	0
Team	342	3893	11.4	61t	25
Opponents	319	3949	12.4	69t	34

INTERCEPTIONS	No	Yds	Avg	Lg	TD
Brown	2	45	22.5	45	0
Sensabaugh	2	42	21.0	26t	1
Griffin	1	29	29.0	29	0
Cox	1	27	27.0	27	0
Bass	1	8	8.0	8	0
Mount	1	8	8.0	8	0
Searcy	1	5	5.0	5	0
Webb	1	0	0.0	0	0
Williamson	1	0	0.0	0	0
Team	11	164	14.9	45	1
Opponents	17	263	15.5	69t	3

PUNTING	No	Yds	Avg	Net	TB	In	Lg	B
Kern	88	4175	47.4	40.3	1	34	61	0
Team	88	4175	47.4	40.3	1	34	61	0
Opponents	74	3568	48.2	43.0	4	24	65	0

PUNT RETURNS	No	FC	Yds	Avg	Lg	TD
McCluster	24	15	217	9.0	37	0
Douglas	11	2	73	6.6	18	0
Cox	3	0	17	5.7	9	0
Team	38	17	307	8.1	37	0
Opponents	47	23	605	12.9	78t	1

KICKOFF RETURNS	No	Yds	Avg	Lg	TD
McCluster	13	285	21.9	32	0
McBride	10	190	19.0	31	0
Sankey	9	192	21.3	34	0
Andrews	1	13	13.0	13	0
Team	33	680	20.6	34	0
Opponents	22	599	27.2	75	0

FIELD GOALS	1-19	20-29	30-39	40-49	50+
Succop	0/0	3/3	3/3	7/7	1/3
Team	0/0	3/3	3/3	7/7	1/3
Opponents	1/1	6/6	9/9	6/9	1/2

TEAM/Succop: () () (38G,21G) (21G,41G) (37G) () (35G,44G)
(51G,29G,55N) (45G) (47G,49G,53N) () () (49G) () (49G)
OPP: () () () (30G) (27G,47N) (38G,24G) (46B) (48G),
19G) (31G,32G,20G,36G) (24G) () (53N,47G,27G,42G)
(43G,48N,38G,42G,32G) (22G,36G) (49G,52G,35G)

SACKS
Casey 7, Orakpo 7, Woodyard 5, Morgan 4.5, Klug 4, Williamson
3.5, Blackson 2.5, Bass 1.5, Griffin 1, Stafford 1, Tavai 1, Brown
0.5, Searcy 0.5
Titans 39, Opponents 54

TACKLES (Solo-Assists-Total)
Williamson (79-58-137), Woodyard (70-40-110), Griffin (67-34-
101), Brown (65-33-98), Casey (48-38-86), Jones (45-22-67),
Orakpo (44-20-64), Sensabaugh (42-16-58), Searcy (41-13-54),
Bass (23-19-42), Morgan (20-14-34), Cox (26-5-31), Woods
(14-17-31), Klug (13-13-26), Webb (20-2-22), Stafford (16-4-
20), Blackson (10-9-19), Hill (7-12-19), Wreh-Wilson (16-1-17),
McCourtly (10-6-16), Riggs (6-0-6), Huff (5-1-6), Pitlotua (2-2-4),
Tavai (2-1-3), Martin (1-2-3), Johnson (1-1-2), Mount (0-1-1)
Team Totals: 692-382-1,074

USUAL STARTING LINEUP

OFFENSE

WR	Harry Douglas (83)
TE	Delanie Walker (82)
LT	Taylor Lewan (77)
LG	Byron Bell (76)/Quinton Spain (60)
C	Brian Schwenke (62)/Andy Gallik (69)
RG	Chance Warmack (70)
RT	Jeremiah Poutasi (73)/Byron Bell (76)
TE	Craig Stevens (88)/Anthony Fasano (80)
WR	Kendall Wright (13)
QB	Marcus Mariota (8)
RB	Antonio Andrews (26)

DEFENSE

DE	DaQuan Jones (90)
NT	Al Woods (96)/Sammie Hill (94)
DT	Jurrell Casey (99)
OLB	Derrick Morgan (91)/David Bass (51)
ILB	Wesley Woodyard (59)
ILB	Avery Williamson (54)
OLB	Brian Orakpo (98)
CB	Perrish Cox (29)
SS	Da'Norris Searcy (21)
FS	Michael Griffin (33)
CB	Coty Sensabaugh (24)

SPECIALISTS

K	Ryan Succop (8)
P	Brett Kern (6)
KR/PR	Dexter McCluster (22)

Pro Bowl All-Pro

GM: Ruston Webster; **Head Coach:** Ken Whisenhunt (first
seven games), Mike Mularkey (final nine games)
Asst. Coaches: Dick LeBeau (asst. HC/def.), Ray Horton
(def. coord.), Jason Michael (off. coord.), Steve Watterson
(strength and cond.), Bob Bostad (OL), Steve Brown (asst.
secondary), Louie Cioffi (secondary), Sylvester Croom (RB),
Nick Eason (asst. DL), Steve Hoffman (ST asst.), Shawn
Jefferson (WR), Nate Kaczor (ST), Cannon Matthews (qual.
ctl. coord. - def.), John McNulty (QB), Mike Mularkey (TE*),
Arthur Smith (asst. TE*), Giff Smith (DL), Lou Spanos (LB),
Luke Steckel (off. asst.), Mike Sullivan (asst. OL), Jason
Tucker (asst. WR)
* Mularkey - tight ends coach first seven games, head coach
final nine games; Smith - assistant tight ends coach first sev-
en games, tight ends coach final nine games

AMERICAN FOOTBALL CONFERENCE STANDINGS

AFC EAST	W	L	T	Pct
New England	12	4	0	.750
New York Jets	10	6	0	.625
Buffalo	8	8	0	.500
Miami	6	10	0	.375
AFC NORTH	W	L	T	Pct
Cincinnati	12	4	0	.750
* Pittsburgh	10	6	0	.625
Baltimore	5	11	0	.313
Cleveland	3	13	0	.188
AFC SOUTH	W	L	T	Pct
Houston	9	7	0	.563
Indianapolis	8	8	0	.500
Jacksonville	5	11	0	.313
Tennessee	3	13	0	.188
AFC WEST	W	L	T	Pct
Denver	12	4	0	.750
* Kansas City	11	5	0	.688
Oakland	7	9	0	.438
San Diego	4	12	0	.250

NATIONAL FOOTBALL CONFERENCE STANDINGS

NFC EAST	W	L	T	Pct
Washington	9	7	0	.563
Philadelphia	7	9	0	.438
New York Giants	6	10	0	.375
Dallas	4	12	0	.250
NFC NORTH	W	L	T	Pct
Minnesota	11	5	0	.688
* Green Bay	10	6	0	.625
Detroit	7	9	0	.438
Chicago	6	10	0	.375
NFC SOUTH	W	L	T	Pct
Carolina	15	1	0	.938
Atlanta	8	8	0	.500
New Orleans	7	9	0	.438
Tampa Bay	6	10	0	.375
NFC WEST	W	L	T	Pct
Arizona	13	3	0	.813
* Seattle	10	6	0	.625
St. Louis	7	9	0	.438
San Francisco	5	11	0	.313

* Wild Card for Playoffs



2014 SEASON (2-14 REGULAR SEASON) • 4TH PLACE AFC SOUTH

DATE	OPPONENT	SCORE	W/L	ATT
Sep. 7	at Kansas City	26-10	W	73,569
Sep. 14	DALLAS	10-26	L	69,143
Sep. 21	at Cincinnati	7-33	L	56,743
Sep. 28	at Indianapolis	17-41	L	64,757
Oct. 5	CLEVELAND	28-29	L	69,143
Oct. 12	JACKSONVILLE	16-14	W	69,143
Oct. 19	at Washington	17-19	L	75,227
Oct. 26	HOUSTON	16-30	L	69,143
Nov. 9	at Baltimore	7-21	L	70,914
Nov. 17	PITTSBURGH	24-27	L	69,143
Nov. 23	at Philadelphia	24-43	L	69,596
Nov. 30	at Houston	21-45	L	71,714
Dec. 7	NEW YORK GIANTS	7-36	L	69,143
Dec. 14	NEW YORK JETS	11-16	L	69,143
Dec. 18	at Jacksonville	13-21	L	61,202
Dec. 28	INDIANAPOLIS	10-27	L	69,143

	TITANS	OPP
Total First Downs	258	357
Rushing	75	119
Passing	159	211
Penalty	24	27
3rd Down: Made/Att	59/196	94/227
3rd Down Pct.	30.1	41.4
4th Down: Made/Att	6/17	5/11
4th Down Pct.	35.3	45.5
Possession Avg.	27:31	32:29
Total Net Yards	4859	5968
Avg. Per Game	303.7	373.0
Total Plays	1099	1099
Avg. Per Play	5.3	5.4
Net Yards Rushing	1447	2195
Avg. Per Game	90.4	137.2
Total Rushes	356	515
Net Yards Passing	3412	3773
Avg. Per Game	213.3	235.8
Sacked/Yards Lost	50/326	39/222
Gross Yards	3738	3995
Att./Completions	513/299	545/347
Completion Pct.	58.3	63.7
Had Intercepted	16	12
Punts/Average	89/46.3	73/46.0
Net Punting Avg.	89/40.8	73/41.2
Penalties/Yards	111/961	93/731
Fumbles/Ball Lost	23/10	7/4
Touchdowns	28	48
Rushing	6	17
Passing	20	28
Returns	2	3

BY PERIODS	1	2	3	4	OT	PTS
Team	40	94	73	47	0	254
Opponents	105	110	97	126	0	438

SCORING	TD	RU	PA	RT	PAT	FG	S	TP
Succop	0	0	0	0	27/27	19/22	0	84
Wright	6	0	6	0			0	36
Walker	4	0	4	0			0	24
Hunter	3	0	3	0			0	18
Greene	2	2	0	0			0	12
Sankey	2	2	0	0			0	12
L. Washington	2	0	2	0			0	12
N. Washington	2	0	2	0			0	12
Battle	1	1	0	0			0	6
Coffman	1	0	1	0			0	6
Hagan	1	0	1	0			0	6
Huff	1	0	0	1b			0	6
Locker	1	1	0	0			0	6
McCluster	1	0	1	0			0	6
McCourt	1	0	0	1a			0	6
Team	28	6	20	2	27/27	19/22	1	254
Opponents	48	17	28	3	47/47	33/39	2	438

2-Pt Conversions: TM 0-1, OPP 0-1

FUM/Lost: Mettenberger 4/2, Locker 3/1, L. Washington 3/1, Whitehurst 3/0, Sankey 2/2, Spencer 2/0, Walker 2/0, Greene 1/1, McCluster 1/1, Schwenke 1/1, Wright 1/1

RUSHING	No	Yds	Avg	Lg	TD
Sankey	152	569	3.7	22	2
Greene	94	392	4.2	52	2
Locker	22	142	6.5	29	1
McCluster	40	131	3.3	16	0
Whitehurst	20	90	4.5	23	0
L. Washington	13	57	4.4	16	0
Wright	4	54	13.5	38	0
Battle	5	9	1.8	5	1
Mettenberger	5	4	0.8	8	0

PASSING	Att	Cmp	Pct	Yards	Yds/Att	TD	Int	Lg	Sk/Yds	Rating
Whitehurst	185	105	56.8	1,236	7.17	7	2	75t	18/103	87.4
Mettenberger	179	107	59.8	1,412	7.89	8	7	80t	18/138	83.4
Locker	146	86	58.9	993	6.80	5	7	61t	14/85	70.9
Palmer	3	1	33.3	7	2.33	0	0	7	0/0	42.4
Team	513	299	58.3	3,738	7.29	20	16	80t	50/326	81.0
Opponents	545	347	63.7	3,995	7.33	28	12	80	39/222	93.6

Palmer	1	-1	-1.0	-1	0
Team	356	1447	4.1	52	6
Opponents	515	2195	4.3	62t	17

RECEIVING	No	Yds	Avg	Lg	TD
Walker	63	890	14.1	68	4
Wright	57	715	12.5	48	6
N. Washington	40	647	16.2	80t	2
Hunter	28	498	17.8	75t	3
McCluster	26	197	7.6	25	1
L. Washington	22	159	7.2	25	2
Hagan	19	254	13.4	38t	1
Sankey	18	133	7.4	18	0
Coffman	6	64	10.7	18	1
Durham	6	54	9.0	14	0
Battle	5	28	5.6	12	0
Stevens	2	26	13.0	20	0
Thompson	2	24	12.0	13	0
Andrews	2	11	5.5	6	0
Greene	1	13	13.0	13	0
Klug	1	9	9.0	9	0
Schwenke	1	6	6.0	6	0
Whitehurst	0	10	---	10	0
Team	299	3738	12.5	80t	20
Opponents	347	3995	11.5	80	28

INTERCEPTIONS	No	Yds	Avg	Lg	TD
McCourt	3	0	0.0	0	0
Woodyard	2	20	10.0	13	0
Griffin	2	12	6.0	12	0
Wreh-Wilson	1	34	34.0	34	0
Stafford	1	33	33.0	33	0
Huff	1	23	23.0	23t	1
Ghee	1	0	0.0	0	0
Wilson	1	0	0.0	0	0
Team	12	122	10.2	34	1
Opponents	16	214	13.4	67	1

PUNTING	No	Yds	Avg	Net	TB	In	Lg	B
Kern	88	4118	46.8	40.8	7	28	79	1
Team	89	4118	46.3	40.8	7	28	79	1
Opponents	73	3356	46.0	41.2	7	26	69	0

PUNT RETURNS	No	FC	Yds	Avg	Lg	TD
McCluster	22	14	155	7.0	48	0
L. Washington	7	4	47	6.7	10	0
Griffin	1	0	5	5.0	5	0
Team	30	18	207	6.9	48	0
Opponents	43	25	350	8.1	30	0

KICKOFF RETURNS	No	Yds	Avg	Lg	TD
L. Washington	31	738	23.8	52	0
Sankey	7	198	28.3	42	0
Andrews	5	110	22.0	27	0
Battle	2	43	21.5	22	0
Klug	2	32	16.0	20	0
Martin	1	0	0.0	0	0
Team	48	1121	23.4	52	0
Opponents	31	855	27.6	107t	1

FIELD GOALS	1-19	20-29	30-39	40-49	50+
Succop	0/0	5/5	7/7	5/8	2/2
Team	0/0	5/5	7/7	5/8	2/2
Opponents	1/1	9/9	12/12	7/11	4/6

Titans/Succop: (36G,31G,46G,47G) (47G) (40N,44N) (36G) () (25G,21G,42G) (36G) (35G) () (20G) () (42N) (40G, 33G,51G) (50G,23G) (31G)
OPP: (35G,48N) (48G,44G,51G,48G) (29G) (31G,30G) (38G,42G) (55B)(31G,31G,27G,22G) (30G,29G,49G) () (49G,23G) (36G,26G,49N,35G,30G,50G) (37G,43B) (20G,19G,36G,52G,42G) (53N,51G) () (23G,46N,26G)

SACKS

Morgan 6.5, Casey 5, Griffin 3, Hill 3, Williamson 3, Woodyard 2.5, Klug 2, Phillips TM 2, Pitoitua 2, Wimbley 2, Groves 1, Huff 1, D. Jones 1, Pollard 1, Sensabaugh 1, Stafford 1, Wilson 1, Woods 1

Titans 39, Opponents 50

TACKLES (Solo-Assists-Total)

Woodyard (66-68-134), Griffin (83-32-115), Williamson (55-52-107), Casey (58-28-86), McCourt (77-8-85), Morgan (52-30-82), Wilson (49-16-65), Wreh-Wilson (47-10-57), Hill (30-17-47), Pitoitua (21-24-45), Sensabaugh (37-7-44), Wimbley (18-23-41), Stafford (24-9-33), Klug (21-10-31), Woods (14-17-31), Phillips (14-14-28), Martin (10-18-28), Pollard (22-4-26), Gooden (15-9-24), Groves (12-7-19), Huff (8-6-14), Jones (7-6-13), Harris (8-1-9), Moch (3-1-4), Ghee (3-0-3), Brown (1-0-1)

Team Totals: 755-417-1,172

USUAL STARTING LINEUP

OFFENSE

WR Nate Washington (85)
 TE Delanie Walker (82)
 LT Taylor Lewan (77)
 LG Andy Levitre (67)
 C Brian Schwenke (62)
 RG Chance Warmack (70)
 RT Michael Oher (72)
 TE Craig Stevens (88)/Brett Brackett (87)
 WR Kendall Wright (13)
 QB Zach Mettenberger (7)
 RB Bishop Sankey (20)

DEFENSE

DE Ropati Pitoitua (92)
 NT Sammie Hill (94)
 DT Jurrell Casey (99)
 OLB Derrick Morgan (91)
 ILB Wesley Woodyard (59)
 ILB Avery Williamson (54)
 OLB Kamerion Wimbley (95)
 CB Blidi Wreh-Wilson (25)
 SS George Wilson (21)
 FS Michael Griffin (33)
 CB Jason McCourt (30)

SPECIALISTS

K Ryan Succop (8)
 P Brett Kern (6)
 KR/PR Leon Washington (26)

Pro Bowl All-Pro

GM: Ruston Webster; **Head Coach:** Ken Whisenhunt
Asst. Coaches: Ray Horton (def. coord.), Jason Michael (off. coord.), Bob Bostad (off. line), Steve Brown (asst. secondary), Louie Cioffi (secondary), Sylvester Croom (RB), Nick Eason (asst. DL), Steve Hoffman (ST asst.), Shawn Jefferson (WR), Nate Kaczor (ST), Cannon Matthews (qual. ctl. coord. - def.), John McNulty (QB), Mike Mularkey (TE), Kevin Patullo (asst. WR), Arthur Smith (asst. TE), Giff Smith (DL), Lou Spanos (LB), Luke Steckel (off. asst.), Mike Sullivan (asst. OL), Steve Watterson (strength and cond.)

AMERICAN FOOTBALL CONFERENCE STANDINGS

AFC EAST	W	L	T	Pct
New England	12	4	0	.750
Buffalo	9	7	0	.563
Miami	8	8	0	.500
New York Jets	4	12	0	.250
AFC NORTH	W	L	T	Pct
Pittsburgh	11	5	0	.688
* Cincinnati	10	5	1	.656
* Baltimore	10	6	0	.625
Cleveland	7	9	0	.438
AFC SOUTH	W	L	T	Pct
Indianapolis	11	5	0	.688
Houston	9	7	0	.563
Jacksonville	3	13	0	.188
Tennessee	2	14	0	.125
AFC WEST	W	L	T	Pct
Denver	12	4	0	.750
Kansas City	9	7	0	.563
San Diego	9	7	0	.563
Oakland	3	13	0	.188

NATIONAL FOOTBALL CONFERENCE STANDINGS

NFC EAST	W	L	T	Pct
Dallas	12	4	0	.750
Philadelphia	10	6	0	.625
New York Giants	6	10	0	.375
Washington	4	12	0	.250
NFC NORTH	W	L	T	Pct
Green Bay	12	4	0	.750
* Detroit	11	5	0	.688
Minnesota	7	9	0	.438
Chicago	5	11	0	.313
NFC SOUTH	W	L	T	Pct
Carolina	7	8	1	.469
New Orleans	7	9	0	.438
Atlanta	6	10	0	.375
Tampa Bay	2	14	0	.125
NFC WEST	W	L	T	Pct
Seattle	12	4	0	.750
* Arizona	11	5	0	.688
San Francisco	8	8	0	.500
St. Louis	6	10	0	.375

* Wild Card for Playoffs



2013 SEASON (7-9 REGULAR SEASON) • 2ND PLACE AFC SOUTH

DATE	OPPONENT	SCORE	W/L	ATT
Sep. 8	at Pittsburgh	16-9	W	61,585
Sep. 15	at Houston	24-30*	L	71,718
Sep. 22	SAN DIEGO	20-17	W	69,143
Sep. 29	NEW YORK JETS	38-13	W	69,143
Oct. 6	KANSAS CITY	17-26	L	69,143
Oct. 13	at Seattle	13-20	L	68,127
Oct. 20	SAN FRANCISCO	17-31	L	69,143
Nov. 3	at St. Louis	28-21	W	54,617
Nov. 10	JACKSONVILLE	27-29	L	69,143
Nov. 14	INDIANAPOLIS	27-30	L	69,143
Nov. 24	at Oakland	23-19	W	46,001
Dec. 1	at Indianapolis	14-22	L	65,502
Dec. 8	at Denver	28-51	L	76,554
Dec. 15	ARIZONA	34-37*	L	69,143
Dec. 22	at Jacksonville	20-16	W	60,559
Dec. 29	HOUSTON	16-10	W	69,143

	TITANS	OPP
Total First Downs	311	329
Rushing	103	108
Passing	172	191
Penalty	36	30
3rd Down: Made/Att	94/227	69/201
3rd Down Pct.	41.4	34.3
4th Down: Made/Att	11/17	7/11
4th Down Pct.	64.7	63.6
Possession Avg.	30:00	30:00
Total Net Yards	5390	5407
Avg. Per Game	336.9	337.9
Total Plays	1032	1027
Avg. Per Play	5.2	5.3
Net Yards Rushing	1894	1795
Avg. Per Game	118.4	112.2
Total Rushes	462	446
Net Yards Passing	3496	3612
Avg. Per Game	218.5	225.8
Sacked/Yards Lost	37/214	36/227
Gross Yards	3710	3839
Att./Completions	533/328	545/344
Completion Pct.	61.5	63.1
Had Intercepted	16	13
Punts/Average	79/42.9	76/45.0
Net Punting Avg.	79/39.7	76/40.0
Penalties/Yards	101/900	95/779
Fumbles/Ball Lost	27/9	24/12
Touchdowns	41	40
Rushing	16	21
Passing	22	15
Returns	3	4

BY PERIODS	1	2	3	4	OT	PTS
Team	71	77	65	149	0	362
Opponents	76	83	88	125	9	381

SCORING	TD	RU	PA	RT	PAT	FG	S	TP
Bironas	0	0	0	0	41/41	25/29	0	116
C. Johnson	10	6	4	0	0	0	0	60
Walker	6	0	6	0	0	0	0	36
Greene	4	4	0	0	0	0	0	24
Hunter	4	0	4	0	0	0	0	24
Fitzpatrick	3	3	0	0	0	0	0	18
N. Washington	3	0	3	0	0	0	0	18
Locker	2	2	0	0	0	0	0	12
Preston	2	0	2	0	0	0	0	12
Wright	2	0	2	0	0	0	0	12
Battle	1	1	0	0	0	0	0	6
Klug	1	0	0	1b	0	0	0	6
McCourty	1	0	0	1c	0	0	0	6
Thompson	1	0	1	0	0	0	0	6
Verner	1	0	0	1a	0	0	0	6
Team	41	16	22	3	41/41	25/29	0	362
Opponents	40	21	15	4	37/38	32/39	3	381

2-Pt Conversions: TM 0-0, OPP 1-1

FUM/Lost: Fitzpatrick 9/2, C. Johnson 3/2, Locker 3/1, Kern 2/0, Williams 2/1, Wright 2/0, Wylie(TM) 2/1, Bailey 1/1, Reynaud(TM) 1/1, Walker 1/0, L. Washington(LG) 1/0, L. Washington(TM) 1/0

RUSHING	No	Yds	Avg	Lg	TD
C. Johnson	279	1077	3.9	30t	6
Greene	77	295	3.8	29	4
Fitzpatrick	43	225	5.2	26	3
Locker	24	155	6.5	39	2
Battle	36	142	3.9	37	1
Kern	2	0	0.0	0	0

PASSING	Att	Cmp	Pct	Yards	Yds/Att	TD	Int	Lg	Sk/Yds	Rating
Fitzpatrick	350	217	62.0	2454	7.01	14	12	77t	21/109	82.0
Locker	183	111	60.7	1256	6.86	8	4	66t	16/105	86.7
Team	533	328	61.5	3710	6.96	22	16	77t	37/214	83.6
Opponents	545	344	63.1	3839	7.04	15	13	55	36/227	83.3

Reynaud	1	0	0.0	0	0
Team	462	1894	4.1	39	16
Opponents	446	1795	4.0	60	21

RECEIVING	No	Yds	Avg	Lg	TD
Wright	94	1079	11.5	45	2
Walker	60	571	9.5	33	6
N. Washington	58	919	15.8	77t	3
C. Johnson	42	345	8.2	66t	4
Hunter	18	354	19.7	57	4
Williams	15	178	11.9	32	0
Britt	11	96	8.7	15	0
Greene	6	39	6.5	28	0
Mooney	6	32	5.3	22	0
Preston	5	37	7.4	10t	2
Battle	4	36	9.0	24	0
Thompson	3	13	4.3	9t	1
Stevens	2	5	2.5	6	0
Shiancoe	2	2	1.0	3	0
Reynaud	1	4	4.0	4	0
Fitzpatrick	1	0	0.0	0	0
Team	328	3710	11.3	77t	22
Opponents	344	3839	11.2	55	15

INTERCEPTIONS	No	Yds	Avg	Lg	TD
Verner	5	68	13.6	34	1
Pollard	3	36	12.0	32	0
Ayers	1	5	5.0	5	0
Brown	1	3	3.0	3	0
McCarthy	1	1	1.0	1	0
Griffin	1	0	0.0	0	0
G. Wilson	1	0	0.0	0	0
Team	13	113	8.7	34	1
Opponents	16	132	8.3	35	1

PUNTING	No	Yds	Avg	Net	TB	In	Lg	B
Kern	78	3386	43.4	39.7	2	32	63	1
Team	79	3386	42.9	39.7	2	32	63	1
Opponents	76	3422	45.0	40.0	7	28	61	0

PUNT RETURNS	No	FC	Yds	Avg	Lg	TD
Reynaud	18	8	135	7.5	35	0
L. Washington	6	9	78	13.0	33	0
Williams	4	3	12	3.0	8	0
Wylie	2	0	4	2.0	4	0
Verner	1	0	11	11.0	11	0
Team	31	20	240	7.7	35	0
Opponents	35	25	210	6.0	24	0

KICKOFF RETURNS	No	Yds	Avg	Lg	TD
L. Washington LG	17	500	29.4	95	0
L. Washington TM	16	481	30.1	95	0
Reynaud	15	355	23.7	40	0
Williams	5	123	24.6	37	0
Wylie	5	94	18.8	23	0
Bailey	1	0	0.0	0	0
Battle	1	26	26.0	26	0
Verner	1	17	17.0	17	0
Team	44	1096	24.9	95	0
Opponents	45	1099	24.4	46	0

FIELD GOALS	1-19	20-29	30-39	40-49	50+
Bironas	0/0	10/10	8/9	5/7	2/3
Team	0/0	10/10	8/9	5/7	2/3
Opponents	2/2	6/6	6/8	15/18	3/5

Bironas/Titans: (26G,44G,27G) (48N,47G) (20G,43N,37G) (26G) (22G,32N) (38G,25G) (31G) () (39G,37G) (25G,38G) (33G,22G,23G) () () (45G,50N,24G) (45G,52G) (42G,55G,37G) (OPP: () (50N,50N,46N) (44G,38B) (45G,47G) (29G,24G, 33G,48G) (31G,29G) (44G) (44N) (32G,44G) (48G,30G, 50G) (52G,48G,24G,32N,48N,42G) (47G,48G,45G,37G, 49G) (25G,64G,19G) (25G,47G,41G) (36G) (19G)

SACKS

Casey 10.5, Morgan 6, Brown 4, Pitoitua 4, A. Johnson 3, Wimbley 3, Klug 2, Ayers 1, Fokou 1, Mi. Martin 1, Pollard 0.5
Titans 36, Opponents 37

TACKLES (Solo-Assists-Total)

Pollard (93-49-142), Brown (80-37-117), Griffin (71-35-106), Fokou (67-31-98), Pitoitua (42-49-91), Casey (49-41-90), McCourty (68-9-77), Verner (61-12-73), Ayers (44-12-56), Morgan (31-23-54), McCarthy (35-16-51), Hill (26-14-40), Sensabaugh (29-8-37), A. Johnson (19-16-35), Wilson (25-8-33), Klug (14-12-26), Wimbley (12-12-24), Martin (9-13-22), Edwards (6-4-10), Wreh-Wilson (6-3-9), Gooden (4-3-7), Campbell (3-1-4), Stafford (1-0-1)
Team Totals: 795-408-1,203

USUAL STARTING LINEUP

OFFENSE

WR Nate Washington (85)
TE Craig Stevens (88)
LT Michael Roos (71)
LG Andy Levitre (67)
C Brian Schwenke (62)
RG Chance Warmack (70)
RT David Stewart (76)
TE Delanie Walker (82)
WR Kendall Wright (13)
QB Jake Locker (10)/Ryan Fitzpatrick (4)
RB Chris Johnson (28)

DEFENSE

LE Derrick Morgan (91)
DT Sammie Hill (94)
DT Jurrell Casey (99)
RE Ropati Pitoitua (92)
SLB Akeem Ayers (56)
MLB Moise Fokou (53)
WLB Zach Brown (55)
LCB Jason McCourty (30)
RCB Alterraun Verner (20)
SS Bernard Pollard (31)
FS Michael Griffin (33)

SPECIALISTS

K Rob Bironas (2)
P Brett Kern (6)
KR/PR Leon Washington (26)

Pro Bowl All-Pro

GM: Ruston Webster; **Head Coach:** Mike Munchak
Asst. Coaches: Jerry Gray (def. coord.), Dowell Loggains (off. coord.), Steve Watterson (asst. head coach/strength & cond.), Gregg Williams (senior asst./defense), Steve Brown (asst. secondary), Sylvester Croom (RB), Jonathan Gannon (def. asst./qual. ctl.), George Henshaw (TE), Steve Hoffman (ST asst.), Shawn Jefferson (WR), Nate Kaczor (ST), Bruce Matthews (OL), Brett Maxie (secondary), Keith Millard (def. asst./pass rush specialist), Chet Parlavocchio (LB), Dave Ragone (QB), Tracy Rocker (DL), Arthur Smith (OL/TE asst.)

AMERICAN FOOTBALL CONFERENCE STANDINGS

AFC EAST	W	L	T	Pct
New England	12	4	0	.750
New York Jets	8	8	0	.500
Miami	8	8	0	.500
Buffalo	6	10	0	.375
AFC NORTH	W	L	T	Pct
Cincinnati	11	5	0	.688
Pittsburgh	8	8	0	.500
Baltimore	8	8	0	.500
Cleveland	4	12	0	.250
AFC SOUTH	W	L	T	Pct
Indianapolis	11	5	0	.688
Tennessee	7	9	0	.438
Jacksonville	4	12	0	.250
Houston	2	14	0	.125
AFC WEST	W	L	T	Pct
Denver	13	3	0	.813
* Kansas City	11	5	0	.688
* San Diego	9	7	0	.563
Oakland	4	12	0	.250

NATIONAL FOOTBALL CONFERENCE STANDINGS

NFC EAST	W	L	T	Pct
Philadelphia	10	6	0	.625
Dallas	8	8	0	.500
New York Giants	7	9	0	.438
Washington	3	13	0	.188
NFC NORTH	W	L	T	Pct
Green Bay	8	7	1	.531
Chicago	8	8	0	.500
Detroit	7	9	0	.438
Minnesota	5	10	1	.344
NFC SOUTH	W	L	T	Pct
Carolina	12	4	0	.750
* New Orleans	11	5	0	.688
Atlanta	4	12	0	.250
Tampa Bay	4	12	0	.250
NFC WEST	W	L	T	Pct
Seattle	13	3	0	.813
* San Francisco	12	4	0	.750
Arizona	10	6	0	.625
St. Louis Rams	7	9	0	.438

* Wild Card for Playoffs



2012 SEASON (6-10 REGULAR SEASON) • 3RD PLACE AFC SOUTH

DATE	OPPONENT	SCORE	W/L	ATT
Sep. 9	NEW ENGLAND	13-34	L	69,143
Sep. 16	at San Diego	10-38	L	60,804
Sep. 23	DETROIT	44-41*	W	69,143
Sep. 30	at Houston	14-38	L	71,581
Oct. 7	at Minnesota	7-30	L	57,652
Oct. 11	PITTSBURGH	26-23	W	69,143
Oct. 21	at Buffalo	35-34	W	68,836
Oct. 28	INDIANAPOLIS	13-19*	L	69,143
Nov. 4	CHICAGO	20-51	L	69,143
Nov. 11	at Miami	37-3	W	60,165
Nov. 18	BYE			
Nov. 25	at Jacksonville	19-24	L	63,323
Dec. 2	HOUSTON	10-24	L	69,143
Dec. 9	at Indianapolis	23-27	L	64,688
Dec. 17	NEW YORK JETS	14-10	W	69,143
Dec. 23	at Green Bay	7-55	L	70,508
Dec. 30	JACKSONVILLE	38-20	W	69,143

* Overtime

	TITANS	OPP
Total First Downs	260	358
Rushing	70	122
Passing	166	210
Penalty	24	26
3rd Down: Made/Att	83/217	85/214
3rd Down Pct.	38.2	39.7
4th Down: Made/Att	5/15	6/14
4th Down Pct.	33.3	42.9
Possession Avg.	27:18	32:42
Total Net Yards	5,010	5,999
Avg. Per Game	313.1	374.9
Total Plays	957	1,086
Avg. Per Play	5.2	5.5
Net Yards Rushing	1,687	2,035
Avg. Per Game	105.4	127.2
Total Rushes	378	483
Net Yards Passing	3,323	3,964
Avg. Per Game	207.7	247.8
Sacked/Yards Lost	39/254	39/241
Gross Yards	3,577	4,205
Att./Completions	540/318	564/374
Completion Pct.	58.9	66.3
Had Intercepted	16	19
Punts/Average	83/46.4	70/44.1
Net Punting Avg.	83/40.4	70/36.1
Penalties/Yards	106/847	86/717
Fumbles/Ball Lost	21/12	15/5
Touchdowns	36	55
Rushing	10	16
Passing	17	31
Returns	9	8

BY PERIODS	1	2	3	4	OT	PTS
Team	72	94	66	95	3	330
Opponents	155	58	116	136	6	471

SCORING	TD	RU	PA	RT	PAT	FG	S	TP
Bironas	0	0	0	0	35/35	25/31	0	110
C. Johnson	6	6	0	0			0	36
Britt	4	0	4	0			0	26
Cook	4	0	4	0			0	24
Washington	4	0	4	0			0	24
Wright	4	0	4	0			0	24
Harper	3	3	0	0			0	18
Reynaud	3	0	0	3b			0	18
Brown	2	0	0	2f			0	12
Campbell	1	0	0	1a			0	6
Locker	1	1	0	0			0	6
McCarthy	1	0	0	1d			0	6
Stevens	1	0	1	0			0	6
Verner	1	0	0	1c			0	6
Witherspoon	1	0	0	1e			0	6
Team Defense	0	0	0	0			1	2
Team	36	10	17	9	35/35	25/31	1	330
Opponents	55	16	31	8	52/52	29/31	0	471

2-Pt Conversions: Britt, TM 1-1, OPP 1-2

FUM/Lost: C. Johnson 5/4, Locker 4/4, Hasselbeck 3/1, Britt 2/1, Stevens 2/0, Brown 1/0, Cook 1/1, Reynaud 1/0, Washington 1/0, Wright 1/1

RUSHING	No	Yds	Avg	Lg	TD
C. Johnson	276	1,243	4.5	94t	6
Locker	41	291	7.1	32	1
Hasselbeck	13	38	2.9	16	0
Reynaud	16	33	2.1	11	0
Harper	19	30	1.6	13	3
Mooney	5	19	3.8	8	0

PASSING	Att	Cmp	Pct	Yards	Yds/Att	TD	Int	Lg	Sk/Yds	Rating
Locker	314	177	2,176	56.4	6.93	10	11	71t	25/151	74.0
Hasselbeck	221	138	1,367	62.4	6.19	7	5	37	14/103	81.0
Smith	5	3	34	60.0	6.80	0	0	17	0/0	80.4
Team	540	318	3,577	58.9	6.62	17	16	71t	39/254	76.9
Opponents	564	374	4,205	66.3	7.46	31	19	82t	39/241	92.7

Ringer	2	14	7.0	9	0
Babineaux	1	10	10.0	10	0
Q. Johnson	4	5	1.3	3	0
Wright	1	4	4.0	4	0
Team	378	1,687	4.5	94t	10
Opponents	483	2,035	4.2	46	16

RECEIVING	No	Yds	Avg	Lg	TD
Wright	64	626	9.8	38	4
Washington	46	746	16.2	71t	4
Britt	45	589	13.1	46	4
Cook	44	523	11.9	61t	4
C. Johnson	36	232	6.4	22	0
Williams	30	324	10.8	27	0
Stevens	23	275	12.0	46	1
Thompson	6	46	7.7	12	0
Hawkins	5	62	12.4	42	0
Preston	5	59	11.8	21	0
Q. Johnson	5	40	8.0	17	0
Reynaud	5	35	7.0	9	0
Ringer	3	12	4.0	6	0
Harper	1	8	8.0	8	0
Team	318	3,577	11.2	71t	17
Opponents	374	4,205	11.2	82t	31

INTERCEPTIONS	No	Yds	Avg	Lg	TD
Griffin	4	59	14.8	33	0
McCourt	4	29	7.3	28	0
Brown	3	156	52.0	79t	2
Verner	2	11	5.5	11	0
McCarthy	1	49	49.0	49t	1
Witherspoon	1	40	40.0	40t	1
Babineaux	1	10	10.0	10	0
Ayers	1	2	2.0	2	0
R. Johnson	1	2	2.0	2	0
Alfalava	1	0	0.0	0	0
Team	19	358	18.8	79t	4
Opponents	16	260	16.3	63t	4

PUNTING	No	Yds	Avg	Net	TB	In	Lg	B
Kern	81	3,855	47.6	40.4	5	30	71	2
Team	83	3,855	46.4	40.4	5	30	71	2
Opponents	70	3,084	44.1	36.1	4	29	67	1

PUNT RETURNS	No	FC	Yds	Avg	Lg	TD
Reynaud	31	17	410	13.2	81t	2
Campbell	0	0	65	---	65t	1
Team	31	17	475	15.3	81t	3
Opponents	39	15	405	10.4	58	0

KICKOFF RETURNS	No	Yds	Avg	Lg	TD
Reynaud	53	1,240	23.4	105t	1
Hawkins	7	205	29.3	71	0
McCourt	1	14	14.0	14	0
Stevens	1	18	18.0	18	0
Witherspoon	1	6	6.0	6	0
Williams	0	6	---	6	0
Team	63	1,489	23.6	105t	1
Opponents	33	860	26.1	89t	1

FIELD GOALS	1-19	20-29	30-39	40-49	50+
Bironas	0/0	6/6	13/13	5/10	1/2
Team	0/0	6/6	13/13	5/10	1/2
Opponents	0/0	11/11	5/6	9/9	4/5

Bironas/Titans: (28G,24G) (23G) (31G,38G,41N,48N,26G) ()
 () (22G,38G,47G,40G) () (39G,45N,30G) (39G) (37G,38G, 53G)
 (38G,42N,40G,39G,33G) (37G)
 (57N,40G,31G,25G) (46B) () (48G)
 OPP: (25G,31G) (26G) (47G,53G,33G,26G) (33G) (42G,
 36G,26G) (29G,28G,52G,54N) (31G,42G) (20G,37B,44G)
 (40G,25G,22G) (40G) (41G) (50G) (53G,40G) (22G) (26G,48G)
 ()

SACKS
Morgan 6.5, Ayers 6, Wimbley 6, Brown 5.5, Klug 3.5, Casey 3, Mi. Martin 3, Wynn 2, Marks 1.5, Griffin 1, Witherspoon 1
Titans 39, Opponents 39

TACKLES (Solo-Assists-Total)
Ayers (79-31-110), Griffin (72-31-103), McCourt (79-14-93), Brown (70-23-93), Babineaux (66-26-92), Casey (38-42-80), Verner (66-12-78), Morgan (35-31-66), Marks (31-32-63), Witherspoon (32-16-48), McCarthy (32-13-45), Mouton (33-9-42), Mike Martin (23-17-40), Shaw (30-8-38), Wimbley (18-20-38), Sensabaugh (23-4-17), Alfalava (13-10-23), Robert Johnson (10-3-13), Diles (8-5-13), Klug (8-4-12), Wynn (6-6-12), Solomon (3-6-9), Campbell (6-0-6), Dawson (3-2-5), DaJohn Harris (1-4-5), Egboh (2-0-2)
Team Totals: 787-369-1,156

USUAL STARTING LINEUP

OFFENSE

WR	Nate Washington (85)
TE	Jared Cook (89)
LT	Michael Roos (71)
LG	Steve Hutchinson (73)
C	Fernando Velasco (61)
RG	Leroy Harris (64)/Deuce Lutui (72)
RT	David Stewart (76)
TE	Craig Stevens (88)
WR	Kenny Britt (18)
QB	Jake Locker (10)
RB	Chris Johnson (28)

DEFENSE

LE	Derrick Morgan (91)
DT	Sen'Derrick Marks (94)
DT	Jurrell Casey (99)
RE	Kameron Wimbley (95)
LLB	Akeem Ayers (56)
MLB	Colin McCarthy (52)/Will Witherspoon (92)
RLB	Zach Brown (55)
LCB	Jason McCourty (30)
RCB	Alterraun Verner (20)
SS	Jordan Babineaux (26)
FS	Michael Griffin (33)

SPECIALISTS

K	Rob Bironas (2)
P	Brett Kern (6)
KR/PR	Darius Reynaud (25)

Pro Bowl All-Pro

GM: Ruston Webster; Head Coach: Mike Munchak
 Asst. Coaches: Jerry Gray (def. coord.), Chris Palmer/Dowell Loggains* (off. coord.), Steve Watterson (asst. head coach/strength & cond.), Steve Brown (asst. secondary), Frank Bush (LB), Jonathan Gannon (def. asst./qual. ctl.), Nate Kaczor (asst. off. line), Alan Lowry (ST), Bruce Matthews (OL), Brett Maxie (secondary), Keith Millard (def. asst./pass rush specialist), Chet Parlavocchio (ST asst.), Dave Ragone (WR), Tracy Rocker (DL), Jim Skipper (RB), Arthur Smith (off. asst./qual. ctl.), John Zernelt (TE)

* Palmer was offensive coordinator for first 11 games; Loggains was quarterbacks coach/passing game for first 11 games and offensive coordinator for final five games.

AMERICAN FOOTBALL CONFERENCE STANDINGS

AFC EAST	W	L	T	Pct
New England	12	4	0	.750
Miami	7	9	0	.438
New York Jets	6	10	0	.375
Buffalo	6	10	0	.375
AFC NORTH	W	L	T	Pct
Baltimore	10	6	0	.625
* Cincinnati	10	6	0	.625
Pittsburgh	8	8	0	.500
Cleveland	5	11	0	.313
AFC SOUTH	W	L	T	Pct
Houston	12	4	0	.750
* Indianapolis	11	5	0	.688
Tennessee	6	10	0	.375
Jacksonville	2	14	0	.125
AFC WEST	W	L	T	Pct
Denver	13	3	0	.813
San Diego	7	9	0	.438
Oakland	4	12	0	.250
Kansas City	2	14	0	.125

NATIONAL FOOTBALL CONFERENCE STANDINGS

NFC EAST	W	L	T	Pct
Washington	10	6	0	.625
New York Giants	9	7	0	.563
Dallas	8	8	0	.500
Philadelphia	4	12	0	.250
NFC NORTH	W	L	T	Pct
Green Bay	11	5	0	.688
* Minnesota	10	6	0	.625
Chicago	10	6	0	.625
Detroit	4	12	0	.250
NFC SOUTH	W	L	T	Pct
Atlanta	13	3	0	.813
Carolina	7	9	0	.438
New Orleans	7	9	0	.438
Tampa Bay	7	9	0	.438
NFC WEST	W	L	T	Pct
San Francisco	11	4	1	.719
* Seattle	11	5	0	.688
St. Louis	7	8	1	.469
Arizona	5	11	0	.313

* Wild Card for Playoffs



2011 SEASON (9-7 REGULAR SEASON) • 2ND PLACE AFC SOUTH

DATE	OPPONENT	SCORE	W/L	ATT
Sep. 11	at Jacksonville	14-16	L	61,619
Sep. 18	BALTIMORE	26-13	W	69,143
Sep. 25	DENVER	17-14	W	69,143
Oct. 2	at Cleveland	31-13	W	66,240
Oct. 9	at Pittsburgh	17-38	L	63,875
Oct. 16	BYE			
Oct. 23	HOUSTON	7-41	L	69,143
Oct. 30	INDIANAPOLIS	27-10	W	69,143
Nov. 6	CINCINNATI	17-24	L	69,143
Nov. 13	at Carolina	30-3	W	72,409
Nov. 20	at Atlanta	17-23	L	68,164
Nov. 27	TAMPA BAY	23-17	W	69,143
Dec. 4	at Buffalo	23-17	W	56,463
Dec. 11	NEW ORLEANS	17-22	L	69,143
Dec. 18	at Indianapolis	13-27	L	64,271
Dec. 24	JACKSONVILLE	23-17	W	69,143
Jan. 1	at Houston	23-22	W	71,512

	TITANS	OPP
Total First Downs	281	324
Rushing	71	111
Passing	185	187
Penalty	25	26
3rd Down: Made/Att	80/218	96/236
3rd Down Pct.	36.7	40.7
4th Down: Made/Att	10/14	8/20
4th Down Pct.	71.4	40.0
Possession Avg.	27:52	32:08
Total Net Yards	5361	5682
Avg. Per Game	335.1	355.1
Total Plays	984	1080
Avg. Per Play	5.4	5.3
Net Yards Rushing	1438	2053
Avg. Per Game	89.9	128.3
Total Rushes	376	461
Net Yards Passing	3923	3629
Avg. Per Game	245.2	226.8
Sacked/Yards Lost	24/190	28/180
Gross Yards	4113	3809
Att./Completions	584/353	591/369
Completion Pct.	60.4	62.4
Had Intercepted	14	11
Punts/Average	86/43.6	83/43.7
Net Punting Avg.	86/39.4	83/36.4
Penalties/Yards	104/960	99/812
Fumbles/Ball Lost	17/8	20/12
Touchdowns	34	34
Rushing	8	10
Passing	22	21
Returns	4	3

BY PERIODS	1	2	3	4	OT	PTS
Team	57	110	67	91	0	325
Opponents	64	79	74	100	0	317

SCORING	TD	RU	PA	RT	PAT	FG	S	TP
Bironas	0	0	0	0	34/34	29/32	0	121
Washington	8	1	7	0	0	0	0	48
Williams	5	0	5	0	0	0	0	30
C. Johnson	4	4	0	0	0	0	0	24
Britt	3	0	3	0	0	0	0	18
Cook	3	0	3	0	0	0	0	18
Avery	1	0	1	0	0	0	0	6
Babineaux	1	0	0	1a	0	0	0	6
Campbell	1	0	0	1d	0	0	0	6
D. Graham	1	0	1	0	0	0	0	6
Harper	1	1	0	0	0	0	0	6
L. Hawkins	1	0	1	0	0	0	0	6
Locker	1	1	0	0	0	0	0	6
Mariani	1	0	0	1c	0	0	0	6
McCourtly	1	0	0	1b	0	0	0	6
Ringer	1	1	0	0	0	0	0	6
Stevens	1	0	1	0	0	0	0	6
Team	34	8	22	4	34/34	29/32	0	325
Opponents	34	10	21	3	32/32	27/28	0	317

2-Pt Conversions: Titans 0-0, Opponents 0-2

FUM/LOST: Hasselbeck 4/1, C. Johnson 3/1, Cook 2/2, Amato 1/0, Britt 1/1, Campbell 1/0, Hall 1/1, Harper 1/1, L. Hawkins 1/0, Mariani 1/0, Ringer 1/1

RUSHING	No	Yds	Avg	Lg	TD
C. Johnson	262	1047	4.0	48t	4
Ringer	59	185	3.1	25	1
Locker	8	56	7.0	17	1
Hasselbeck	20	52	2.6	21	0
Harper	17	44	2.6	12	1

PASSING	Att	Cmp	Pct	Yards	Yds/Att	TD	Int	Lg	Sk/Yds	Rating
Hasselbeck	518	319	61.6	3571	6.89	18	14	80t	19/153	82.4
Locker	66	34	51.5	542	8.21	4	0	54	5/37	99.4
Team	584	353	60.4	4113	7.04	22	14	80t	24/190	84.4
Opponents	591	369	62.4	3809	6.45	21	11	78t	28/180	85.1

Hall	6	24	4.0	12	0
Kern	1	21	21.0	21	0
Washington	2	5	2.5	3t	1
Mariani	1	4	4.0	4	0
Team	376	1438	3.8	48t	8
Opponents	461	2053	4.5	80t	10

RECEIVING	No	Yds	Avg	Lg	TD
Washington	74	1023	13.8	57	7
C. Johnson	57	418	7.3	34	0
Cook	49	759	15.5	80t	3
L. Hawkins	47	470	10.0	32	1
Williams	45	592	13.2	54	5
Ringer	28	187	6.7	18	0
Britt	17	289	17.0	80t	3
Stevens	9	166	18.4	58	1
Hall	9	46	5.1	10	0
Mariani	5	24	4.8	6	0
Harper	4	32	8.0	21	0
Avery	3	45	15.0	23	1
Q. Johnson	3	30	10.0	13	0
D. Graham	2	25	12.5	21	1
Amato	1	7	7.0	7	0
Team	353	4113	11.7	80t	22
Opponents	369	3809	10.3	78t	21

INTERCEPTIONS	No	Yds	Avg	Lg	TD
McCourtly	2	52	26.0	30	0
Griffin	2	0	0.0	0	0
Babineaux	1	97	97.0	97t	1
Finnegan	1	8	8.0	8	0
Hope	1	7	7.0	7	0
Witherspoon	1	7	7.0	7	0
Ruud	1	4	4.0	4	0
Verner	1	4	4.0	4	0
McCarthy	1	0	0.0	0	0
Team	11	179	16.3	97t	1
Opponents	14	167	11.9	38t	3

PUNTING	No	Yds	Avg	Net	TB	In	Lg	B
Kern	86	3747	43.6	39.4	7	31	64	0
Team	86	3747	43.6	39.4	7	31	64	0
Opponents	83	3628	43.7	36.4	6	22	65	2

PUNT RETURNS	No	FC	Yds	Avg	Lg	TD
Mariani	46	18	490	10.7	79t	1
Campbell	1	0	0	0.0	0	0
Team	47	18	490	10.4	79t	1
Opponents	36	23	221	6.1	30	0

KICKOFF RETURNS	No	Yds	Avg	Lg	TD
Mariani	32	748	23.4	49	0
Campbell	0	84	---	84t	1
Team	32	832	26.0	100t	1
Opponents	30	680	22.7	77	0

FIELD GOALS	1-19	20-29	30-39	40-49	50+
Bironas	0/0	5/5	9/10	9/10	6/7
Team	0/0	5/5	9/10	9/10	6/7
Opponents	2/2	11/11	5/5	7/7	2/3

Bironas/Titans: (66N) (34N,25G,43G,39G,33G) (46G) (39G) (29G) (1) (51G,50G) (43G) (38G,36G,49G) (46G) (42N,31G,52G,38G) (48G,27G,44G) (43G) (53G,21G) (51G,51G,35G) (21G,43G,33G)
OPP: (48G,21G,45G) (41G,29G) (1) (48G,51G) (19G) (32G,29G) (22G) (36G) (50N,29G) (19G,33G,24G) (43G) (27G) (25G,29G,22G) (47G,40G) (39G) (52G,37G,22G)

SACKS
 Klug 7, Ball 4, Jones 3, Casey 2.5, Morgan 2.5, Ayers 2, Witherspoon 2, Hayes 1.5, Finnegan 1, McCourtly 1, S. Smith 1, Marks 0.5
 Titans 28, Opponents 24

TACKLES (Solo-Assists-Total)
 Babineaux (81-36-117), McCourtly (85-22-107), Griffin (70-26-96), Finnegan (71-24-95), Ayers (66-22-88), McCarthy (61-15-76), Casey (41-33-74), Ruud (51-17-68), Witherspoon (51-11-62), Ball (29-26-55), Verner (29-21-50), Jones (24-24-48), Morgan (23-24-47), S. Smith (20-24-44), Marks (18-26-44), Hope (25-8-33), Klug (18-14-32), Hayes (14-15-29), Sheppard (7-9-16), McRath (11-3-14), Hawkins (9-2-11), A. Smith (4-0-4), Clayton (1-2-3), Shaw (2-0-2), Amato (0-0-0), Bailey (0-0-0), Campbell (0-0-0)
 Team Totals: 404-811-1,215

USUAL STARTING LINEUP

OFFENSE

WR Nate Washington (85)
 LT Michael Roos (71)
 LG Leroy Harris (64)
 C Eugene Amano (54)
 RG Jake Scott (73)
 RT David Stewart (76)
 TE Craig Stevens (88)
 WR Damian Williams (17)
 FB Ahmad Hall (45)
 QB Matt Hasselbeck (8)
 RB Chris Johnson (28)

DEFENSE

LE Derrick Morgan (90)/Dave Ball (98)
 LT Jurrell Casey (99)
 RT Sen'Derrick Marks (94)
 RE Jason Jones (91)
 LLB Akeem Ayers (56)
 MLB Colin McCarthy (52)/Barrett Ruud (55)
 RLB Will Witherspoon (92)
 LCB Jason McCourty (30)
 RCB Cortland Finnegan (31)
 SS Jordan Babineaux (26)
 FS Michael Griffin (33)

SPECIALISTS

K Rob Bironas (2)
 P Brett Kern (6)
 KR/PR Marc Mariani (83)

Pro Bowl

All-Pro

GM: Mike Reinfeldt; **Head Coach:** Mike Munchak
Asst. Coaches: Jerry Gray (def. coord.), Chris Palmer (off. coord.), Steve Watterson (asst. head coach/strength & cond.), Frank Bush (LB), Curtis Fuller (asst. secondary) Dowell Loggains (QB/passing game), Charles London (off. asst./qual. cti.), Alan Lowry (ST), Bruce Matthews (OL), Dave McGinnis (senior asst.), Chet Parlavocchio (ST asst.), Dave Ragone (WR), Marcus Robertson (secondary), Tracy Rocker (DL), Jim Skipper (RB), Arthur Smith (def. asst./qual. cti.), Art Valero (asst. OL), John Zernheilt (TE)

AMERICAN FOOTBALL CONFERENCE STANDINGS

AFC EAST	W	L	T	Pct
New England	13	3	0	.813
New York Jets	8	8	0	.500
Miami	6	10	0	.375
Buffalo	6	10	0	.375
AFC NORTH	W	L	T	Pct
Baltimore	12	4	0	.750
* Pittsburgh	12	4	0	.750
* Cincinnati	9	7	0	.563
Cleveland	4	12	0	.250
AFC SOUTH	W	L	T	Pct
Houston	10	6	0	.625
Tennessee	9	7	0	.563
Jacksonville	5	11	0	.313
Indianapolis	2	14	0	.125
AFC WEST	W	L	T	Pct
Denver	8	8	0	.500
San Diego	8	8	0	.500
Oakland	8	8	0	.500
Kansas City	7	9	0	.438

NATIONAL FOOTBALL CONFERENCE STANDINGS

NFC EAST	W	L	T	Pct
New York Giants	9	7	0	.563
Philadelphia	8	8	0	.500
Dallas	8	8	0	.500
Washington	5	11	0	.313
NFC NORTH	W	L	T	Pct
Green Bay	15	1	0	.938
* Detroit	10	6	0	.625
Chicago	8	8	0	.500
Minnesota	3	13	0	.188
NFC SOUTH	W	L	T	Pct
New Orleans	13	3	0	.813
* Atlanta	10	6	0	.625
Carolina	6	10	0	.375
Tampa Bay	4	12	0	.250
NFC WEST	W	L	T	Pct
San Francisco	13	3	0	.813
Arizona	8	8	0	.500
Seattle	7	9	0	.438
St. Louis	2	14	0	.125

* Wild Card for Playoffs



2010 SEASON (6-10 REGULAR SEASON) • 4TH PLACE AFC SOUTH

DATE	OPPONENT	SCORE	W/L	ATT
Sep. 12	OAKLAND	38-13	W	69,143
Sep. 19	PITTSBURGH	11-19	L	69,143
Sep. 26	at New York Giants	29-10	W	79,386
Oct. 3	DENVER	20-26	L	69,143
Oct. 10	at Dallas	34-27	W	90,616
Oct. 18	at Jacksonville	30-3	W	63,625
Oct. 24	PHILADELPHIA	37-19	W	69,143
Oct. 31	at San Diego	25-33	L	59,260
Nov. 7	BYE			
Nov. 14	at Miami	17-29	L	65,585
Nov. 21	WASHINGTON	16-19*	L	69,143
Nov. 28	at Houston	0-20	L	70,855
Dec. 5	JACKSONVILLE	6-17	L	69,143
Dec. 9	INDIANAPOLIS	28-30	L	69,143
Dec. 19	HOUSTON	31-17	W	69,143
Dec. 26	at Kansas City	14-34	L	65,606
Jan. 2	at Indianapolis	20-23	L	67,188
* Overtime				

	TITANS	OPP
Total First Downs	252	356
Rushing	73	107
Passing	155	214
Penalty	24	35
3rd Down: Made/Att	71/204	104/242
3rd Down Pct.	34.8	43.0
4th Down: Made/Att	8/14	9/22
4th Down Pct.	57.1	40.9
Possession Avg.	25:54	34:06
Total Net Yards	4834	5883
Avg. Per Game	302.1	367.7
Total Plays	907	1139
Avg. Per Play	5.3	5.2
Net Yards Rushing	1727	1851
Avg. Per Game	107.9	115.7
Total Rushes	406	474
Net Yards Passing	3107	4032
Avg. Per Game	194.2	252.0
Sacked/Yards Lost	27/171	40/272
Gross Yards	3278	4304
Att./Completions	474/273	625/410
Completion Pct.	57.6	65.6
Had Intercepted	15	17
Punts/Average	77/42.9	61/42.9
Net Punting Avg.	77/39.1	61/34.6
Penalties/Yards	128/1040	114/1039
Fumbles/Ball Lost	22/14	25/8
Touchdowns	40	32
Rushing	13	7
Passing	24	23
Returns	3	2

BY PERIODS	1	2	3	4	OT	PTS
Team	79	92	83	102	0	356
Opponents	65	130	65	76	3	339

SCORING	TD	RU	PA	RT	PAT	FG	S	TP
Bironas	0	0	0	0	38/38	24/26	0	110
C. Johnson	12	11	1	0	0	0	0	72
Britt	9	0	9	0	0	0	0	56
Washington	6	0	6	0	0	0	0	36
Moss LG	5	0	5	0	0	0	0	30
Scaife	4	0	4	0	0	0	0	24
Mariani	2	0	0	2	0	0	0	12
Ringer	2	2	0	0	0	0	0	12
Stevens	2	0	2	0	0	0	0	12
Cook	1	0	1	0	0	0	0	6
Finnegan	1	0	0	1	0	0	0	6
Gage	1	0	1	0	0	0	0	6
Schommer	0	0	0	0	0	0	1	2
Team	40	13	24	3	38/38	24/26	2	356
Opponents	32	7	23	2	30/30	39/48	0	339

2-Pt Conversions: Britt, Titans 1-2, Opponents 0-2

FUM/Lost: Young 6/4, K. Collins 5/3, C. Johnson 3/2, Mariani 3/2, Scaife 2/1, Amano 1/0, Amato 1/1, Britt 1/1

RUSHING	No	Yds	Avg	Lg	TD
C. Johnson	316	1364	4.3	76t	11
Ringer	51	239	4.7	54	2
Young	25	125	5.0	20	0
Williams	1	5	5.0	5	0
K. Collins	10	1	0.1	4	0
Hall	1	1	1.0	1	0
Kern	1	0	0.0	0	0
Washington	1	-8	-8.0	-8	0
Team	406	1727	4.3	76t	13
Opponents	474	1851	3.9	37	7

PASSING	Att	Cmp	Pct	Yards	Yds/Att	TD	Int	Lg	Sk/Yds	Rating
K. Collins	278	160	57.6	1823	6.56	14	8	80t	13/91	82.2
Young	156	93	59.6	1255	8.04	10	3	71t	13/80	98.6
Smith	40	20	50.0	200	5.00	0	4	52	1/0	25.0
Team	474	273	57.6	3278	6.92	24	15	80t	27/171	82.6
Opponents	625	410	65.6	4304	6.89	23	17	75t	40/272	86.4

RECEIVING	No	Yds	Avg	Lg	TD
C. Johnson	44	245	5.6	25	1
Britt	42	775	18.5	80t	9
Washington	42	687	16.4	71t	6
Scaife	36	318	8.8	30	4
Cook	29	361	12.4	36	1
Moss LG	28	393	14.0	37t	5
Moss TM	6	80	13.3	26	0
Gage	20	266	13.3	30	1
Williams	16	219	13.7	39	0
Hall	15	100	6.7	19	0
Stevens	11	122	11.1	28	2
Ringer	7	44	6.3	9	0
L. Hawkins	5	61	12.2	24	0
Team	273	3278	12.0	80t	24
Opponents	410	4304	10.5	75t	23

INTERCEPTIONS	No	Yds	Avg	Lg	TD
Griffin	4	50	12.5	28	0
Verner	3	41	13.7	19	0
Finnegan	2	41	20.5	41t	1
McCourtly	2	11	5.5	11	0
Witherspoon	2	11	5.5	9	0
Hope	1	32	32.0	32	0
Tulloch	1	18	18.0	18	0
Fuller	1	0	0.0	0	0
Marks	1	-6	-6.0	-6	0
Team	17	198	11.6	41t	1
Opponents	15	120	8.0	54t	1

PUNTING	No	Yds	Avg	Net	TB	In	Lg	B
Kern	77	3302	42.9	39.1	4	24	68	0
Team	77	3302	42.9	39.1	4	24	68	0
Opponents	61	2618	42.9	34.6	9	15	68	1

PUNT RETURNS	No	FC	Yds	Avg	Lg	TD
Mariani	27	17	329	12.2	87t	1
Team	27	17	329	12.2	87t	1
Opponents	35	16	214	6.1	29	0

KICKOFF RETURNS	No	Yds	Avg	Lg	TD
Mariani	60	1530	25.5	98t	1
Hall	2	21	10.5	15	0
Cook	1	3	3.0	3	0
Gage	1	2	2.0	2	0
Team	64	1556	24.3	98t	1
Opponents	56	1389	24.8	97t	1

FIELD GOALS	1-19	20-29	30-39	40-49	50+
Bironas	0/0	6/6	8/9	8/8	2/3
Team	0/0	6/6	8/9	8/8	2/3
Opponents	1/1	10/10	15/15	11/17	2/5

Bironas/Titans: (43G) (21G) (48G,22G) (35N,55G,46G) (52G, 40G) (26G,33G,36G)(41G,38G,33G) (21G) (40G) (25G, 32G,40G) () (37G,30G) () (30G) () (26G,42G,61N) OPP: (34G,30G,53N) (36G,34G,25G,27G) (53N,50G,44N) (36G,36G,35G,36G)(51G,44N,26G) (33G) (25G,46G,46G,28G) (34G,36G) (23G,26G,42G)(19G,51N,40G,42G,47N,48G) (35G,33G) (26G,49B,48N) (21G,28G,47G) (37G) (35G,47N,42G) (48G,44G,43G)

SACKS
Babin 12.5, Ball 7, T. Brown 3.5, Jones 3.5, Ford 3, Witherspoon 3, Hayes 1.5, McRath 1.5, Morgan 1.5, Finnegan 1, Hope 1, Tulloch 1
Titans 40, Opponents 27

TACKLES (Solo-Assists-Total)
Tulloch (121-48-169), Griffin (99-54-153), Hope (85-48-133), Verner (76-27-103), Finnegan (76-24-100), Witherspoon (65-34-99), Babin (56-37-93), Ford (38-29-67), Jones (36-25-61), McRath (45-15-60), Ball (32-27-59), Haye (30-22-52), Marks (27-23-50), Hayes (27-22-49), McCourtly (36-9-45), Brown (18-17-35), Fuller (22-10-32), Douglas (14-16-30), Shaw (7-4-11), Morgan (6-4-10), Sheppard (4-5-9), Winborn (4-4-8), Gordon (2-2-4), Mouton (3-0-3), Allred (2-1-3)
Team Totals: 931-507-1,438

USUAL STARTING LINEUP

OFFENSE

WR Nate Washington (85)
LT Michael Roos (71)
LG Leroy Harris (64)
C Eugene Amano (54)
RG Jake Scott (73)
RT David Stewart (76)
TE Craig Stevens (88)/Bo Scaife (80)
WR Justin Gage (12)/Kenny Britt (18)
FB Ahmad Hall (45)
QB Vince Young (10)/Kerry Collins (5)
RB Chris Johnson (28)

DEFENSE

LE Jason Babin (93)
LT Jason Jones (91)
RT Tony Brown (97)
RE Dave Ball (98)
LLB Gerald McRath (51)
MLB Stephen Tulloch (55)
RLB Will Witherspoon (92)
LCB Alterraun Verner (20)
RCB Cortland Finnegan (31)
SS Chris Hope (24)
FS Michael Griffin (33)

SPECIALISTS

K Rob Bironas (2)
P Brett Kern (6)
KR/PR Marc Mariani (83)

Pro Bowl

All-Pro

GM: Mike Reinfeldt; Head Coach: Jeff Fisher

Asst. Coaches: Mike Heimerdinger (off. coord.), Chuck Cecil (def. coord.), Craig Johnson (asst. head coach/RB), Dave McGinnis (asst. head coach/LB), Steve Watterson (asst. head coach/strength & conditioning), Marty Galbraith (ST asst.), Fred Graves (WR), Tim Hauck (asst. secondary), Dowell Loggains (QB/passing game), Alan Lowry (ST), Mike Munchak (OL), Marcus Robertson (secondary), Rayna Stewart (def. asst./qual. ctrl.), Jim Washburn (DL), Richie Weissman (qual. control/off.), John Zernelt (TE)

AMERICAN FOOTBALL CONFERENCE STANDINGS

AFC EAST	W	L	T	Pct
New England	14	2	0	.875
* New York Jets	11	5	0	.688
Miami	7	9	0	.438
Buffalo	4	12	0	.250
AFC NORTH	W	L	T	Pct
Pittsburgh	12	4	0	.750
* Baltimore	12	4	0	.750
Cleveland	5	11	0	.313
Cincinnati	4	12	0	.250
AFC SOUTH	W	L	T	Pct
Indianapolis	10	6	0	.625
Jacksonville	8	8	0	.500
Houston	6	10	0	.375
Tennessee	6	10	0	.375
AFC WEST	W	L	T	Pct
Kansas City	10	6	0	.625
San Diego	9	7	0	.563
Oakland	8	8	0	.500
Denver	4	12	0	.250

NATIONAL FOOTBALL CONFERENCE STANDINGS

NFC EAST	W	L	T	Pct
Philadelphia	10	6	0	.625
New York Giants	10	6	0	.625
Dallas	6	10	0	.375
Washington	6	10	0	.375
NFC NORTH	W	L	T	Pct
Chicago	11	5	0	.688
* Green Bay	10	6	0	.625
Detroit	6	10	0	.375
Minnesota	6	10	0	.375
NFC SOUTH	W	L	T	Pct
Atlanta	13	3	0	.813
* New Orleans	11	5	0	.688
Tampa Bay	10	6	0	.625
Carolina	2	14	0	.125
NFC WEST	W	L	T	Pct
Seattle	7	9	0	.438
St. Louis	7	9	0	.438
San Francisco	6	10	0	.375
Arizona	5	11	0	.313

* Wild Card for Playoffs



2009 SEASON (8-8 REGULAR SEASON) • 3RD PLACE AFC SOUTH

DATE	OPPONENT	SCORE	W/L	ATT
Sep. 10	at Pittsburgh	10-13*	L	65,110
Sep. 20	HOUSTON	31-34	L	69,143
Sep. 27	at NY Jets	17-24	L	75,863
Oct. 4	at Jacksonville	17-37	L	49,014
Oct. 11	INDIANAPOLIS	9-31	L	69,143
Oct. 18	at New England	0-59	L	68,756
Oct. 25	BYE			
Nov. 1	JACKSONVILLE	30-13	W	69,143
Nov. 8	at San Francisco	34-27	W	69,732
Nov. 15	BUFFALO	41-17	W	69,143
Nov. 23	at Houston	20-17	W	71,153
Nov. 29	ARIZONA	20-17	W	69,143
Dec. 6	at Indianapolis	17-27	L	66,321
Dec. 13	ST. LOUIS	47-7	W	69,143
Dec. 20	MIAMI	27-24*	W	69,143
Dec. 25	SAN DIEGO	17-42	L	69,143
Jan. 3	at Seattle	17-13	W	67,002

	TITANS	OPP
Total First Downs	288	323
Rushing	115	89
Passing	154	210
Penalty	19	24
3rd Down: Made/Att	89/214	89/218
3rd Down Pct.	41.6	40.8
4th Down: Made/Att	12/22	12/17
4th Down Pct.	54.5	70.6
Possession Avg.	28:27	31:33
Total Net Yards	5623	5850
Avg. Per Game	351.4	365.6
Total Plays	990	1038
Avg. Per Play	5.7	5.6
Net Yards Rushing	2592	1711
Avg. Per Game	162.0	106.9
Total Rushes	499	402
Net Yards Passing	3031	4139
Avg. Per Game	189.4	258.7
Sacked/Yards Lost	15/73	32/224
Gross Yards	3104	4363
Att./Completions	476/271	604/404
Completion Pct.	56.9	66.9
Had Intercepted	15	20
Punts/Average	69/43.4	76/44.3
Net Punting Avg.	69/38.7	76/39.5
Penalties/Yards	98/821	94/724
Fumbles/Ball Lost	27/16	20/7
Touchdowns	39	48
Rushing	19	16
Passing	16	31
Returns	4	1

BY PERIODS	1	2	3	4	OT	PTS
Titans	77	103	67	104	3	354
Opponents	82	169	77	71	3	402

SCORING	TD	RU	PA	RT	PAT	FG	S	TP
Bironas	0	0	0	0	37/37	27/32	0	118
Johnson	16	14	2	0	0	0	0	98
Washington	6	0	6	0	0	0	0	36
Britt	3	0	3	0	0	0	0	18
Gage	3	0	3	0	0	0	0	18
Fuller	2	0	0	2	0	0	0	12
White	2	2	0	0	0	0	0	12
Young	2	2	0	0	0	0	0	12
Collins	1	1	0	0	0	0	0	6
Crumpler	1	0	1	0	0	0	0	6
Finnegan	1	0	0	1	0	0	0	6
Hood	1	0	0	1	0	0	0	6
Scaife	1	0	1	0	0	0	0	6
Titans	39	19	16	4	37/37	27/32	0	354
Opp.	48	16	31	1	46/47	22/27	0	402

2-Pt Conversions: Johnson, Titans 1-2, Opponents 1-1

FUM/Lost: Young 8/2, Mouton 4/2, Collins 3/2, Johnson 3/3, Hall 2/2, Britt 1/1, Crumpler 1/1, Finnegan 1/0, Pearman 1/1, Scaife 1/1, Washington 1/0, White 1/1

RUSHING	No	Yds	Avg	Lg	TD
Johnson	358	2006	5.6	91t	14
Young	55	281	5.1	44	2
White	64	222	3.5	11	2
Ringer	8	48	6.0	32	0
Collins	11	15	1.4	10t	1
Washington	2	15	7.5	14	0
Hall	1	5	5.0	5	0
Team	499	2592	5.2	91t	19
Opponents	402	1711	4.3	80t	16

PASSING	Att	Cmp	Pct	Yards	Yds/Att	TD	Int	Lg	Sk/Yds	Rating
Young	259	152	58.7	1879	7.25	10	7	66t	9/36	82.8
Collins	216	119	55.1	1225	5.67	6	8	69t	6/37	65.5
Johnson	1	0	0.0	0	0.00	0	0	---	0/0	39.6
Team	476	271	56.9	3104	6.52	16	15	69t	15/73	74.8
Opponents	604	404	66.9	4363	7.22	31	20	72t	32/224	91.2

RECEIVING	No	Yds	Avg	Lg	TD
Johnson	50	503	10.1	69t	2
Washington	47	569	12.1	35	6
Scaife	45	440	9.8	27	1
Britt	42	701	16.7	57	3
Gage	28	383	13.7	49	3
Crumpler	27	222	8.2	27	1
Hall	12	79	6.6	15	0
Cook	9	74	8.2	17	0
Hawkins	7	110	15.7	32	0
White	3	14	4.7	7	0
M. Jones	1	9	9.0	9	0
Team	271	3104	11.5	69t	16
Opponents	404	4363	10.8	72t	31

INTERCEPTIONS	No	Yds	Avg	Lg	TD
Finnegan	5	194	38.8	80	1
Hood	3	91	30.3	43	1
Fuller	3	71	23.7	45t	2
Bulluck	3	45	15.0	23	0
Hope	3	24	8.0	24	0
Harper	1	4	4.0	4	0
Griffin	1	3	3.0	3	0
McRath	1	1	1.0	1	0
Team	20	433	21.7	80	4
Opponents	15	121	8.1	26	0

PUNTING	No	Yds	Avg	Net	TB	In	Lg	B
Kern LG	64	2910	45.5	38.5	10	27	67	0
Kern TM	37	1665	45.0	41.4	4	18	67	0
Hodges TM	22	868	39.5	31.8	2	1	50	0
Hentrich	9	422	46.9	44.1	0	3	60	0
Bironas	1	40	40.0	40.0	0	0	40	0
Team	69	2995	43.4	38.7	6	22	67	0
Opponents	76	3364	44.3	39.5	7	32	64	0

PUNT RETURNS	No	FC	Yds	Avg	Lg	TD
Pearman	11	8	112	10.2	18	0
Kaesviharn	9	8	34	3.8	10	0
Mouton	6	3	37	6.2	15	0
Finnegan	4	1	14	3.5	11	0
M. Jones	3	2	23	7.7	15	0
Team	33	22	220	6.7	18	0
Opponents	29	17	208	7.2	37	0

KICKOFF RETURNS	No	Yds	Avg	Lg	TD
Britt	24	523	21.8	56	0
M. Jones	13	264	20.3	27	0
Ringer	9	181	20.1	25	0
Pearman	8	174	21.8	27	0
Griffin	6	143	23.8	31	0
Crumpler	3	20	6.7	15	0
McCourty	3	72	24.0	27	0
Hall	1	12	12.0	12	0
Mouton	1	14	14.0	14	0
Stevens	1	14	14.0	14	0
Team	69	1417	20.5	56	0
Opponents	71	1714	24.1	99t	1

FIELD GOALS	1-19	20-29	30-39	40-49	50+
Bironas	0/0	8/8	4/6	10/12	5/6
Team	0/0	8/8	4/6	10/12	5/6
Opponents	0/0	9/9	8/9	4/6	1/3

Bironas/Titans: (37N,31B,45G) (40G) (38G) (29G) (49G,43G,46G) (48G,25G,45G) (21G,28G) (38G,60N,51G) (50G,49N,53G) (52G,24G) (20G) (27G,34G,36G,50G) (24G,46G) (46G) (47N,47G)
Opponents: (32G,33G) (38G,23G) (30G) (22G,50G,55N,33G) (23G) (39N,33G) (40G,25G) (25G) (49N,26G,49N) (41G) (43G,52N,36G) (0) (23G,28G,45G) (0) (35G,20G)

SACKS
 Ford 5.5, T. Brown 5, Hayes 4, J. Jones 4, Vanden Bosch 3, Hope 2, Tulloch 2, Fuller 1, Griffin 1, Kearse 1, Marks 1, Thornton 1, (group) 1, Hays 0.5
Titans 32, Opponents 15

TACKLES (Solo-Assists-Total)
 Tulloch (95-37-132), Bulluck (83-35-118), Griffin (62-46-108), Hope (70-25-95), Vanden Bosch (41-45-86), W. Hayes (51-31-82), Harper (69-8-77), Finnegan (57-19-76), Brown (36-25-61), Thornton (46-14-60), J. Hayes (29-26-55), Vickerson (24-25-49), Ball (19-19-38), Ford (22-16-38), McRath (25-13-38), Fuller (25-8-33), McCourty (20-10-30), Marks (9-14-23), J. Jones (15-6-21), Hood (14-4-18), Mouton (9-8-17), Allred (6-9-15), Kaesviharn (10-3-13), Kearse (5-6-11), C. Williams (5-2-7), Amato (0-0-0), Keglal (0-0-0), Nickey (0-0-0)
Team Totals: 847-454-1,301

USUAL STARTING LINEUP

OFFENSE

WR Nate Washington (85)
 LT Michael Roos (71)
 LG Eugene Amano (54)
C Kevin Mawae (68)
 RG Jake Scott (73)
 RT David Stewart (76)
 TE Bo Scaife (80)/Alge Crumpler (83)
 WR Justin Gage (12)
 FB Ahmad Hall (45)
QB Vince Young (10)
RB Chris Johnson (28)

DEFENSE

LE William Hayes (95)
 LT Jovan Haye (75)
 RT Tony Brown (97)
RE Kyle Vanden Bosch (93)
 LLB David Thornton (50)
 MLB Stephen Tulloch (55)
 RLB Keith Bulluck (55)
 LCB Nick Harper (20)
 RCB Cortland Finnegan (31)
 SS Chris Hope (24)
 FS Michael Griffin (33)

SPECIALISTS

K Rob Bironas (2)
 P Brett Kern (6)

Pro Bowl

All-Pro

GM: Mike Reinfeldt; **Head Coach:** Jeff Fisher

Asst. Coaches: Mike Heimerdinger (off. coord.), Chuck Cecil (def. coord.), Dave McGinnis (asst. head coach/LB), Steve Watterson (asst. head coach/strength & conditioning), Earnest Byner (RB), Marty Galbraith (ST asst.), Fred Graves (WR), Tim Hauck (asst. secondary), Craig Johnson (QB), Dowell Loggains (off. qual. ctl.), Alan Lowry (ST), Mike Munchak (OL), Marcus Robertson (secondary), Rayna Stewart (def. asst./qual. ctl.), Jim Washburn (DL), Richie Wessman (off. asst.), John Zernelt (TE)

AMERICAN FOOTBALL CONFERENCE STANDINGS

AFC EAST	W	L	T	Pct
New England	10	6	0	.625
* N.Y. Jets	9	7	0	.563
Miami	7	9	0	.438
Buffalo	6	10	0	.375
AFC NORTH	W	L	T	Pct
Cincinnati	10	6	0	.625
* Baltimore	9	7	0	.563
Pittsburgh	9	7	0	.563
Cleveland	5	11	0	.313
AFC SOUTH	W	L	T	Pct
Indianapolis	14	2	0	.875
Houston	9	7	0	.563
Tennessee	8	8	0	.500
Jacksonville	7	9	0	.438
AFC WEST	W	L	T	Pct
San Diego	13	3	0	.813
Denver	8	8	0	.500
Oakland	5	11	0	.313
Kansas City	4	12	0	.250

NATIONAL FOOTBALL CONFERENCE STANDINGS

NFC EAST	W	L	T	Pct
Dallas	11	5	0	.688
* Philadelphia	11	5	0	.688
N.Y. Giants	8	8	0	.500
Washington	4	12	0	.250
NFC NORTH	W	L	T	Pct
Minnesota	12	4	0	.813
* Green Bay	11	5	0	.688
Chicago	7	9	0	.438
Detroit	2	14	0	.125
NFC SOUTH	W	L	T	Pct
New Orleans	13	3	0	.813
Atlanta	9	7	0	.563
Carolina	8	8	0	.500
Tampa Bay	3	13	0	.188
NFC WEST	W	L	T	Pct
Arizona	10	6	0	.625
San Francisco	8	8	0	.500
Seattle	5	11	0	.313
St. Louis	1	15	0	.063

* Wild Card for Playoffs



2008 SEASON (13-3 REGULAR SEASON, 0-1 PLAYOFFS) • 1ST PLACE AFC SOUTH

DATE	OPPONENT	SCORE	W/L	ATT
Sep. 7	JACKSONVILLE	17-10	W	69,143
Sep. 14	at Cincinnati	24-7	W	65,540
Sep. 21	HOUSTON	31-12	W	69,143
Sep. 28	MINNESOTA	30-17	W	69,143
Oct. 5	at Baltimore	13-10	W	71,131
Oct. 12	BYE			
Oct. 19	at Kansas City	34-10	W	74,200
Oct. 27	INDIANAPOLIS	31-21	W	69,143
Nov. 2	GREEN BAY	19-16*	W	69,143
Nov. 9	at Chicago	21-14	W	62,124
Nov. 16	at Jacksonville	24-14	W	65,258
Nov. 23	NY JETS	13-34	L	69,143
Nov. 27	at Detroit	47-10	W	60,112
Dec. 7	CLEVELAND	28-9	W	69,143
Dec. 14	at Houston	12-13	L	70,831
Dec. 21	PITTSBURGH	31-14	W	69,143
Dec. 28	at Indianapolis	0-23	L	66,721
Jan. 10	BALTIMORE	10-13	L	69,143

* Overtime

	TITANS	OPP
Total First Downs	268	276
Rushing	108	81
Passing	143	166
Penalty	17	29
3rd Down: Made/Att	78/216	79/226
3rd Down Pct.	36.1	35.0
4th Down: Made/Att	5/11	8/18
4th Down Pct.	45.5	44.4
Possession Avg.	29:09	30:51
Total Net Yards	5018	4698
Avg. Per Game	313.6	293.6
Total Plays	973	1022
Avg. Per Play	5.2	4.6
Net Yards Rushing	2199	1502
Avg. Per Game	137.4	93.9
Total Rushes	508	403
Avg. Per Play	4.3	3.7
Net Yards Passing	2819	3196
Avg. Per Game	176.2	199.8
Sacked/Yards Lost	12/83	44/262
Gross Yards	2902	3458
Att./Comp.	453/265	575/342
Completion Pct.	58.5	59.5
Had Intercepted	9	20
Punts/Average	87/42.8	87/42.3
Net Punting Avg.	36.5	36.2
Penalties/Yards	108/855	93/750
Fumbles/Ball Lost	18/8	28/11
Touchdowns	41	25
Rushing	24	12
Passing	13	12
Returns	4	1

BY PERIODS	1	2	3	4	OT	PTS
Titans	63	119	67	123	3	375
Opponents	49	87	34	64	0	234

SCORING	TD	RU	PA	RT	PAT	FG	S	TP
Bironas	0	0	0	0	40/40	29/33	0	127
White	15	15	0	0	0/0	0/0	0	90
Johnson	10	9	1	0	0/0	0/0	0	60
Gage	6	0	6	0	0/0	0/0	0	36
Hall	2	0	2	0	0/0	0/0	0	14
Scaife	2	0	2	0	0/0	0/0	0	12
Griffin	1	0	2	1	0/0	0/0	0	6
Ball	1	0	0	1	0/0	0/0	0	6
Jones	1	0	1	0	0/0	0/0	0	6
Finnegan	1	0	0	1	0/0	0/0	0	6
Bulluck	1	0	0	1	0/0	0/0	0	6
Crumpler	1	0	1	0	0/0	0/0	0	6
Titans	41	24	13	4	40/40	29/33	0	375
Opponents	25	12	12	1	24/24	20/30	0	234

2-point conversions: Hall, Titans 1-1, Opponents 0-1

FUM/Lost: Collins 5/1, Carr 2/0, McCarreins 2/2, Young 2/0, Crumpler 1/0, Hall 1/1, Hentrich 1/1, C. Johnson 1/1, Mawae 1/1, Scaife 1/0, White 1/1

RUSHING	No	Yds	Avg	Lg	TD
Johnson	251	1228	4.9	66t	9
White	200	773	3.9	80t	15
Ganther	9	61	6.8	22	0
Collins	25	49	2.0	17	0
Jones	2	35	17.5	28	0
Young	8	27	3.4	8	0
Hall	8	21	2.6	6	0
McCarreins	2	8	4.0	4	0

PASSING	Att	Cmp	Pct	Yards	Yds/Att	TD	Int	Lg	Sk/Yds	Rating
K. Collins	415	242	58.3	2676	6.4	12	7	56t	8/60	80.2
V. Young	36	22	61.1	219	6.1	1	2	54	3/13	64.5
C. Simms	2	1	50.0	7	3.5	0	0	7	1/10	78.8
Titans	453	265	58.5	2902	6.4	13	9	56t	12/83	78.8
Opponents	575	342	59.5	3458	6.0	12	20	65	44/262	69.2

Henry	1	3	3.0	3	0
Hentrich	2	-6	-3.0	0	0
Titans	508	2199	4.3	80t	24
Opponents	403	1502	3.7	61t	12

RECEIVING	No	Yds	Avg	Lg	TD
Scaife	58	561	9.7	44	2
Johnson	43	260	6.0	25	1
Jones	41	449	11.0	40	1
Gage	34	651	19.1	56t	6
McCarreins	30	412	13.7	37	0
Crumpler	24	257	10.7	28	1
Hall	13	138	10.6	54	2
Hawkins	7	68	9.7	19	0
Ganther	6	43	7.2	15	0
White	5	16	3.2	7	0
Davis	2	31	15.5	21	0
Stevens	1	9	9.0	9	0
Williams	1	7	7.0	7	0
Titans	265	2902	11.0	56t	13
Opponents	342	3458	10.1	65	12

INTERCEPTIONS	No	Yds	Avg	Lg	TD
Griffin	7	172	24.6	83t	1
Finnegan	5	100	20.0	99t	1
Hope	4	53	13.3	39	0
Harper	2	11	5.5	15.0	0
Ball	1	15	15.0	15t	1
Carr	1	0	0.0	0	0
Titans	20	351	17.6	99t	3
Opponents	9	88	9.8	33	0

PUNTING	No	Yds	Avg	Net	TB	In	Lg	B
Hentrich	87	3725	42.8	36.5	13	27	75	0
Titans	87	3725	42.8	36.5	13	27	75	0
Opponents	87	3676	42.3	36.2	10	28	66	1

PUNT RETURNS	No	FC	Yds	Avg	Lg	TD
Carr	32	20	323	10.1	44	0
Davis	2	1	6	3.0	9	0
Titans	34	21	329	9.7	44	0
Opponents	32	20	290	9.1	34	0

KICKOFF RETURNS	No	Yds	Avg	Lg	TD
Carr	35	984	28.1	52	0
Hawkins	7	130	18.6	23	0
Davis	4	119	29.8	33	0
Griffin	2	32	16.0	28	0
Hall	2	21	10.5	13	0
Johnson	1	17	17.0	17	0
Stevens	1	16	16.0	16	0
Titans	52	1319	25.4	52	0
Opponents	61	1524	25.0	59	0

FIELD GOALS	1-19	20-29	30-39	40-49	50+
Bironas	0-0	6-6	7-7	15-19	1-1
Titans	0-0	6-6	7-7	15-19	1-1
Opponents	0-0	9-10	6-10	4-8	1-2

Bironas/Titans: (47G) (34G) (44G) (20G, 32G, 49G) (35G, 26G) (49G, 46G) (34G, 44G, 43N, 48G) (31G, 25G, 22G, 47N, 41G) (49N) (32G) (43G, 49G) (49G, 41G, 45G, 43G) () (26G, 23G, 51G, 34G,) (42G) (48N)

Opponents: (37N,27G) (37N) (44G, 24G) (42G, 48N) (20G, 45N) (39N, 26G) () (23G, 25G, 38G) (48B) () (38G, 30G) (53G) (47G, 41G, 44N, 39G) (32G, 26N, 24G) (33N) (28G, 21G, 38G)

SACKS
Haynesworth 8.5, Ford 7, J. Jones 5, Ball 4.5, Vanden Bosch 4.5, Brown 4, Kears 3.5, Vickerson 1.5, Finnegan 1, Griffin 1, Hayes 1, Hope 1, Tulloch 1, Bulluck 0.5
Titans 44, Opponents 12

TACKLES (Solo-Assists-Total)
Bulluck (83-37-120), Tulloch (62-36-98), Hope (71-22-93), Thornton (63-30-93), Griffin (49-32-81), Harper (70-10-80), Finnegan (61-18-79), Haynesworth (45-30-75), Brown (41-32-73), Ball (22-29-51), Jones (28-21-49), Kears (35-13-48), Vanden Bosch (16-30-46), Ford (27-18-45), Fuller (35-8-43), Carr (24-9-33), Fowler (14-13-27), Vickerson (10-13-23), Hayes (13-8-21), King (9-1-10), Allred (7-1-8), Nickey (3-3-6), Kegl (3-2-5), Stamer (1-1-2), Amato (0-0-0), Gordon (0-0-0), Hill (0-0-0), Williams (0-0-0)
Team Totals: 792-417-1209

USUAL STARTING LINEUP

OFFENSE

WR Justin McCareins (19)

LT **Michael Roos (71)**

LG Eugene Amano (54)

C **Kevin Mawae (68)**

RG Jake Scott (73)

RT David Stewart (76)

TE Alge Crumpler (83)

WR Justin Gage (12)

FB Ahmad Hall (45)

QB **Kerry Collins (5)**

RB **Chris Johnson (28)**

DEFENSE

LE Jevon Kearse (90)

LT Tony Brown (97)

RT **Albert Haynesworth (92)**

RE Kyle Vanden Bosch (93)

LLB David Thornton (50)

MLB Stephen Tulloch (55)

RLB Keith Bulluck (53)

LCB Nick Harper (20)

RCB **Cortland Finnegan (31)**

SS **Chris Hope (24)**

FS **Michael Griffin (33)**

SPECIALISTS

K Rob Bironas (2)

P Craig Hentrich (15)

Pro Bowl

All-Pro

GM: Mike Reinfeldt; **Head Coach:** Jeff Fisher

Asst. Coaches: Mike Heimerdinger (off. coord.), Jim Schwartz (def. coord.), Dave McGinnis (asst. head coach/LB), Bart Andrus (off. asst.), Matt Burke (def. asst./qual. ctrl.), Earnest Byner (RB), Chuck Cecil (DB), Marty Galbraith (ST asst.), Fred Graves (WR), Craig Johnson (QB), Dowell Loggains (off. qual. ctrl.), Alan Lowry (ST), Mike Munchak (OL), Marcus Robertson (asst. secondary), Jim Washburn (DL), Steve Watterson (asst. head coach/strength & conditioning), John Zernelt (TE)

AMERICAN FOOTBALL CONFERENCE STANDINGS

AFC EAST	W	L	T	Pct
Miami	11	5	0	.688
New England	11	5	0	.688
N.Y. Jets	9	7	0	.563
Buffalo	7	9	0	.438
AFC NORTH	W	L	T	Pct
Pittsburgh	12	4	0	.750
* Baltimore	11	5	0	.688
Cincinnati	4	11	0	.281
Cleveland	4	12	0	.250
AFC SOUTH	W	L	T	Pct
Tennessee	13	3	0	.813
* Indianapolis	12	4	0	.750
Houston	8	8	0	.500
Jacksonville	5	11	0	.313
AFC WEST	W	L	T	Pct
San Diego	8	8	0	.500
Denver	8	8	0	.500
Oakland	5	11	0	.313
Kansas City	2	14	0	.125

NATIONAL FOOTBALL CONFERENCE STANDINGS

NFC EAST	W	L	T	Pct
N.Y. Giants	12	4	0	.750
* Philadelphia	9	6	1	.594
Dallas	9	7	0	.563
Washington	8	8	0	.500
NFC NORTH	W	L	T	Pct
Minnesota	10	6	0	.625
Chicago	9	7	0	.563
Green Bay	6	10	0	.375
Detroit	0	16	0	.000
NFC SOUTH	W	L	T	Pct
Carolina	12	4	0	.750
* Atlanta	11	5	0	.688
Tampa Bay	9	7	0	.563
New Orleans	8	8	0	.500
NFC WEST	W	L	T	Pct
Arizona	9	7	0	.563
San Francisco	7	9	0	.438
Seattle	4	12	0	.250
St. Louis	2	14	0	.125

2007 SEASON (10-6 REGULAR SEASON, 0-1 PLAYOFFS) • 3RD PLACE AFC SOUTH

DATE	OPPONENT	SCORE	W/L	ATT
Sep. 9	at Jacksonville	13-10	W	65,437
Sep. 16	INDIANAPOLIS	20-22	L	69,143
Sep. 24	at New Orleans	31-14	W	70,002
Sep. 30	BYE			
Oct. 7	ATLANTA	20-13	W	69,143
Oct. 14	at Tampa Bay	10-13	L	65,347
Oct. 21	at Houston	38-36	W	70,734
Oct. 28	OAKLAND	13-9	W	69,143
Nov. 4	CAROLINA	20-7	W	69,143
Nov. 11	JACKSONVILLE	13-28	L	69,143
Nov. 19	at Denver	20-34	L	76,590
Nov. 25	at Cincinnati	6-35	L	65,489
Dec. 2	HOUSTON	28-20	W	69,143
Dec. 9	SAN DIEGO	17-23*	L	69,143
Dec. 16	at Kansas City	26-17	W	74,976
Dec. 23	N.Y. JETS	10-6	W	69,143
Dec. 30	at Indianapolis	16-10	W	57,202
Jan. 6	at San Diego	6-17	L	65,640

* Overtime

	TITANS	OPP
Total First Downs	306	268
Rushing	118	80
Passing	171	165
Penalty	17	23
3rd Down: Made/Att	89/217	97/230
3rd Down Pct.	41.0	42.2
4th Down: Made/Att	2/11	8/16
4th Down Pct.	18.2	50.0
Possession Avg.	31:38	28:22
Total Net Yards	4987	4665
Avg. Per Game	311.7	291.6
Total Plays	1037	978
Avg. Per Play	4.8	4.8
Net Yards Rushing	2109	1478
Avg. Per Game	131.8	92.4
Total Rushes	543	369
Avg. Per Play	3.9	4.0
Net Yards Passing	2878	3187
Avg. Per Game	179.9	199.2
Sacked/Yards Lost	30/199	40/241
Gross Yards	3077	3428
Att./Comp.	464/288	569/349
Completion Pct.	62.1	61.3
Had Intercepted	17	22
Punts/Average	73/41.9	81/44.6
Net Punting Avg.	36.5	37.6
Penalties/Yards	101/773	90/745
Fumbles/Ball Lost	32/17	26/12
Touchdowns	28	35
Rushing	17	11
Passing	9	21
Returns	2	3

BY PERIODS	1	2	3	4	OT	PTS
Titans	59	64	98	80	0	301
Opponents	65	78	64	84	6	297

SCORING	TD	RU	PA	RT	PAT	FG	S	TP
Bironas	0	0	0	0	28/28	35/39	0	133
White	7	7	0	0	0/0	0/0	0	42
C.Brown	5	5	0	0	0/0	0/0	0	30
R.Williams	4	0	4	0	0/0	0/0	0	24
Young	3	3	0	0	0/0	0/0	0	18
Henry	2	2	0	0	0/0	0/0	0	12
Jones	2	0	2	0	0/0	0/0	0	12
Fuller	2	0	0	2	0/0	0/0	0	12
Gage	2	0	2	0	0/0	0/0	0	12
Scaife	1	0	1	0	0/0	0/0	0	6
Titans	28	17	9	2	28/28	35/39	0	301
Opponents	35	11	21	3	31/33	18/25	0	297

2-Pt Conversions: Titans 0-0, Opponents 1-1

FUM/Lost: Young 10/3, Davis 6/3, White 5/5, Mawae 2/1, Scaife 2/2, Bell 1/1, C. Brown 1/1, Bulluck 1/0, Collins 1/1, Gage 1/0, Griffin 1/0, B. Jones 1/0, M. Williams (LG) 1/1

RUSHING	No	Yds	Avg	Lg	TD
White	303	1110	3.7	28	7
C.Brown	102	462	4.5	42	5
Young	93	395	4.2	21	3
Henry	31	119	3.8	24t	2
Jones	2	37	18.5	19	0
Davis	2	19	9.5	14	0
Hall	1	8	8.0	8	0
Barclay	1	3	3.0	3	0
Troupe	1	-1	-1.0	-1	0
Collins	3	-3	-1.0	-1	0

PASSING	Att	Cmp	Pct	Yards	Yds/Att	TD	Int	Lg	Sk/Yds	Rating
Young	382	238	62.3	2546	6.7	9	17	73	25/157	71.1
Collins	82	50	61.0	531	6.5	0	0	46	5/42	79.9
Titans	464	268	62.1	3077	6.6	9	17	73	30/199	72.6
Opponents	569	349	61.3	3428	6.0	21	22	69t	40/241	74.5

Hentrich	1	-8	-8.0	-8	0
Bell	1	-15	-15.0	-15	0
R.Williams	2	-17	-8.5	-6	0
Titans	543	2109	3.9	42	17
Opponents	369	1478	4.0	62t	11

RECEIVING	No	Yds	Avg	Lg	TD
Gage	55	750	13.6	73	2
R.Williams	55	719	13.1	48	4
Scaife	46	421	9.2	26	1
Moulds	32	342	10.7	46	0
Jones	21	248	11.8	35t	2
White	20	114	5.7	15	0
C.Brown	19	128	6.7	16	0
Hartstock	12	138	11.5	27	0
Hall	9	60	6.7	11	0
Henry	6	53	8.8	18	0
Troupe	5	47	9.4	13	0
Davis	5	38	7.6	13	0
Barclay	2	13	6.5	7	0
Ealy	1	6	6.0	6	0
Titans	288	3077	10.7	73	9
Opponents	349	3428	9.8	69t	21

INTERCEPTIONS	No	Yds	Avg	Lg	TD
Bulluck	5	63	12.6	35	0
Harper	3	62	20.7	32	0
Griffin	3	3	1.0	3	0
Fuller	2	137	68.5	76t	2
Hope	2	45	22.5	45	0
Lowry	2	18	9.0	17	0
Thornton	2	16	8.0	11	0
Finnegan	1	14	14.0	14	0
Hill	1	0	0.0	0	0
LaBoy	1	0	0.0	0	0
Titans	22	358	16.3	76t	2
Opponents	17	116	6.8	23	0

PUNTING	No	Yds	Avg	Net	TB	In	Lg	B
Hentrich	70	2939	42.0	36.5	6	24	66	0
Miller	3	121	40.3	37.0	0	1	52	0
Titans	73	3060	41.9	36.5	6	25	66	0
Opponents	81	3615	44.6	37.6	10	23	70	0

PUNT RETURNS	No	FC	Yds	Avg	Lg	TD
Davis	31	12	293	9.5	39	0
Jones	6	0	29	4.8	13	0
Barclay	3	1	34	11.3	19	0
Finnegan	2	3	11	5.5	9	0
Titans	42	16	367	8.7	39	0
Opponents	31	16	274	8.8	80t	1

KICKOFF RETURNS	No	Yds	Avg	Lg	TD
Griffin	18	422	23.4	48	0
Barclay	14	304	21.7	37	0
Henry	13	272	20.9	46	0
Davis	2	37	18.5	19	0
Troupe	2	21	10.5	12	0
Lowry	1	15	15.0	15	0
Hartstock	1	14	14.0	14	0
Cramer	1	13	13.0	13	0
Titans	52	1098	21.1	48	0
Opponents	58	1404	24.2	76	0

FIELD GOALS	1-19	20-29	30-39	40-49	50+
Bironas	0-0	10-12	12-12	9-10	4-5
Titans	0-0	10-12	12-12	9-10	4-5
Opponents	0-0	7-8	5-6	3-5	3-6

Bironas/Titans: (20G, 31G), (30G, 36G), (33G, 27N), (30G, 40G, 47N), (48G), (52G, 25G, 21G, 30G, 28G, 43G, 29G, 29G), (35G, 23G), (47G, 53G), (36G, 49G), (56G, 37G), (28G, 23G), (53N), (44G, 29N), (37G, 37G, 40G, 25G), (46G) (40G, 54G, 33G)
Opponents: (22G), (22G, 39G, 20G, 36N), (1), (32G, 53N, 28G, 48N, 50N), (23G, 43G), (1), (50G, 43G, 54G), (40N), (1), (21G, 39G), (26N), (45G, 50G), (20G), (36G), (51N), (37G)

SACKS
Vanden Bosch 12.0, Odom 8.0, Haynesworth 6.0, LaBoy 6.0, T.Brown 4.0, Finnegan 1.0, Fuller 1.0, Nickey 1.0, Thornton 1.0
Titans 40.0. Opponents 30.0

TACKLES (Solo-Assists-Total)
Thornton (97-43-140), Vanden Bosch (65-50-115), Bulluck (75-34-109), Finnegan (84-25-109), T.Brown (46-37-83), Harper (75-5-80), Fowler (42-31-73), Haynesworth (41-28-69), Hope (39-21-60), Lowry (41-20-61), Griffin (34-15-49), Odom (24-20-44), Starks (21-18-39), Tulloch (28-8-36), Fuller (27-8-35), LaBoy (15-5-20), Hill (13-1-14), Fisher (5-4-9), Veal (4-4-8), King (5-2-7), Conover (2-2-4), Herndon (3-0-3), Vickerson (2-1-3),

Gardner (1-0-1), Nickey (1-0-1), Simon (0-1-1), Amato (0-0-0), Mahelona (0-0-0), Woods (0-0-0)

Team Totals: 790-383-1173

USUAL STARTING LINEUP

OFFENSE

WR	Roydell Williams (86)
LT	Michael Roos (71)
LG	Jacob Bell (60)
C	Kevin Mawae (68)
RG	Benji Olson (75)
RT	David Stewart (76)
TE	Bo Scaife (80)
WR	Justin Gage (12)
TE	Ben Hartsock (88)
QB	Vince Young (10)
RB	LenDale White (25)

DEFENSE

LE	Antwan Odom (98)
LT	Tony Brown (97)
RT	Albert Haynesworth (92)
RE	Kyle Vanden Bosch (93)
LLB	David Thornton (50)
MLB	Ryan Fowler (52)
RLB	Keith Bulluck (53)
LCB	Nick Harper (20)
RCB	Cortland Finnegan (31)
SS	Chris Hope (24)
FS	Michael Griffin (33)

SPECIALISTS

K	Rob Bironas (2)
P	Craig Hentrich (15)

Pro Bowl

All-Pro

GM: Mike Reinfeldt; Head Coach: Jeff Fisher

Asst. Coaches: Norm Chow (off. coord.), Jim Schwartz (def. coord.), Dave McGinnis (Asst. head coach/LB), Sherman Smith (Asst. head coach/RB), Matt Burke (def. asst.), Chuck Cecil (DB), Marty Galbraith (ST asst.), Fred Graves (WR), Craig Johnson (QB), Alan Lowry (ST), Mike Munchak (OL), Marcus Robertson (Asst. Secondary), Jim Washburn (DL), Steve Watterson (strength & rehab.), John Zernhelt (TE)

AMERICAN FOOTBALL CONFERENCE STANDINGS

AFC EAST	W	L	T	Pct
New England	16	0	0	1.000
Buffalo	7	9	0	.438
N.Y. Jets	4	12	0	.259
Miami	1	15	0	.063
AFC NORTH	W	L	T	Pct
Pittsburgh	10	6	0	.625
Cleveland	10	6	0	.625
Cincinnati	7	9	0	.438
Baltimore	5	11	0	.313
AFC SOUTH	W	L	T	Pct
Indianapolis	13	3	0	.813
* Jacksonville	11	5	0	.688
* Tennessee	10	6	0	.625
Houston	8	8	0	.500
AFC WEST	W	L	T	Pct
San Diego	11	5	0	.688
Denver	7	9	0	.438
Kansas City	4	12	0	.250
Oakland	4	12	0	.250

NATIONAL FOOTBALL CONFERENCE STANDINGS

NFC EAST	W	L	T	Pct
Dallas	13	3	0	.667
* N.Y. Giants	10	6	0	.625
* Washington	9	7	0	.563
Philadelphia	8	8	0	.500
NFC NORTH	W	L	T	Pct
Green Bay	13	3	0	.813
Minnesota	8	8	0	.500
Detroit	7	9	0	.438
Chicago	7	9	0	.438
NFC SOUTH	W	L	T	Pct
Tampa Bay	9	7	0	.563
Carolina	7	9	0	.438
New Orleans	7	9	0	.438
Atlanta	4	12	0	.250
NFC WEST	W	L	T	Pct
Seattle	10	6	0	.625
Arizona	8	8	0	.500
San Francisco	5	11	0	.313
St. Louis	3	13	0	.188

2006 SEASON (8-8 REGULAR SEASON) • 2ND PLACE AFC SOUTH

DATE	OPPONENT	SCORE	W/L	ATT
Sep. 10	N.Y. JETS	16-23	L	69,143
Sep. 17	at San Diego	7-40	L	64,344
Sep. 24	at Miami	10-13	L	72,733
Oct. 1	DALLAS	14-45	L	69,143
Oct. 8	at Indianapolis	13-14	L	57,021
Oct. 15	at Washington	25-22	W	88,550
Oct. 22	BYE			
Oct. 29	HOUSTON	28-22	W	69,143
Nov. 5	at Jacksonville	7-37	L	66,524
Nov. 12	BALTIMORE	26-27	L	69,143
Nov. 19	at Philadelphia	31-13	W	69,232
Nov. 26	N.Y. GIANTS	24-21	W	69,143
Dec. 3	INDIANAPOLIS	20-17	W	69,143
Dec. 10	at Houston	26-20*	W	70,760
Dec. 17	JACKSONVILLE	24-17	W	69,143
Dec. 24	at Buffalo	30-29	W	54,765
Dec. 31	NEW ENGLAND	23-40	L	69,143

	TITANS	OPP
Total First Downs	261	329
Rushing	105	121
Passing	133	181
Penalty	23	27
3rd Down: Made/Att	67/205	90/221
3rd Down Pct.	32.7	40.7
4th Down: Made/Att	7/17	10/17
4th Down Pct.	41.2	58.8
Possession Avg.	27:17	32:43
Total Net Yards	4810	5915
Avg. Per Game	300.6	369.7
Total Plays	945	1062
Avg. Per Play	5.1	5.6
Net Yards Rushing	2214	2313
Avg. Per Game	138.4	144.6
Total Rushes	469	506
Avg. Per Play	4.7	4.6
Net Yards Passing	2596	3602
Avg. Per Game	162.3	225.1
Sacked/Yards Lost	29/152	26/148
Gross Yards	2748	3750
Att./Comp.	447/226	530/335
Completion Pct.	50.6	63.2
Had Intercepted	19	17
Punts/Average	88/42.7	68/42.5
Net Punting Avg.	37.3	34.4
Penalties/Yards	94/803	102/906
Fumbles/Ball Lost	29/7	19/11
Touchdowns	36	46
Rushing	15	20
Passing	13	24
Returns	8	2

BY PERIODS	1	2	3	4	OT	PTS
Titans	52	87	81	98	6	324
Opponents	84	116	85	115	0	400

SCORING	TD	RU	PA	RT	PAT	FG	S	TP
Bironas	0	0	0	0	32/32	22/28	0	98
Henry	7	7	0	0	0/0	0/0	0	44
Young	7	7	0	0	0/0	0/0	0	44
A.Jones	4	0	0	4	0/0	0/0	0	24
B.Jones	4	0	4	0	0/0	0/0	0	24
Bennett	3	0	3	0	0/0	0/0	0	20
Scaife	3	1	2	0	0/0	0/0	0	18
Troupe	2	0	2	0	0/0	0/0	0	12
Wade	2	0	2	0	0/0	0/0	0	12
T.Brown	1	0	0	1	0/0	0/0	0	6
Bulluck	1	0	0	1	0/0	0/0	0	6
Hope	1	0	0	1	0/0	0/0	0	6
Finnegan	1	0	0	1	0/0	0/0	0	6
Titans	36	15	13	8	32/32	22/28	2	324
Opponents	46	20	24	2	41/44	27/33	0	400

2-Pt Conversions: Bennett, Henry, Young,
Titans 3-3, Opponents 1-2

RUSHING	No	Yds	Avg	Lg	TD
Henry	270	1211	4.5	70t	7
Young	83	552	6.7	39t	7
White	61	244	4.0	26	0
C.Brown	41	156	3.8	21	0
Hall	7	21	3.0	11	0
Scaife	1	13	13.0	13t	1
A.Jones	2	8	4.0	7	0
Roby	1	3	3.0	3	0
B.Jones	1	3	3.0	3	0

PASSING	Att	Cmp	Pct	Yards	Yds/Att	TD	Int	Lg	Sk/Yds	Rating
Young	357	184	51.5	2199	6.2	12	13	53	25/129	66.7
Collins	90	42	46.7	549	6.1	1	6	36	4/23	42.3
Titans	447	226	50.6	2748	6.1	13	19	53	29/152	61.8
Opponents	530	335	63.2	3750	7.1	24	17	68t	26/148	86.0

Givens	1	3	3.0	3	0
Nickey	1	0	0.0	0	0
Titans	469	2214	4.7	70t	15
Opponents	506	2313	4.6	73	20

RECEIVING	No	Yds	Avg	Lg	TD
Bennett	46	737	16.0	39	3
Wade	33	461	14.0	25	2
Scaife	29	370	12.8	34	2
B.Jones	27	384	14.2	53	4
Henry	18	78	4.3	12	0
Hall	15	138	9.2	28	0
White	14	60	4.3	13	0
Troupe	13	150	11.5	32	2
R.Williams	8	121	15.1	20	0
Givens	8	104	13.0	27	0
Hartsock	6	68	11.3	23	0
A.Jones	2	31	15.5	17	0
Roby	2	28	14.0	21	0
Cramer	2	8	4.0	6	0
C.Brown	2	4	2.0	4	0
Wallace	1	6	6.0	6	0
Titans	226	2748	12.2	53	13
Opponents	335	3750	11.2	68t	24

INTERCEPTIONS	No	Yds	Avg	Lg	TD
Hope	5	105	21.0	61t	1
A.Jones	4	130	32.5	83t	1
Thompson	3	14	4.7	11	0
Hill	2	20	10.0	11	0
Sirmon	1	13	13.0	13	0
Bulluck	1	0	0.0	0	0
Tulloch	1	0	0.0	0	0
Titans	17	282	16.6	83t	2
Opponents	19	250	13.2	55t	2

PUNTING	No	Yds	Avg	Net	TB	In	Lg	B
Hentrich	88	3760	42.7	37.3	10	32	73	0
Titans	88	3760	42.7	37.3	10	32	73	0
Opponents	68	2888	42.5	34.4	4	18	61	1

PUNT RETURNS	No	FC	Yds	Avg	Lg	TD
A.Jones	34	3	440	12.9	90t	3
Wade	3	3	27	9.0	18	0
Titans	37	6	467	12.6	90t	3
Opponents	33	24	278	8.4	39	0

KICKOFF RETURNS	No	Yds	Avg	Lg	TD
Wade	50	1194	23.9	48	0
A.Jones	20	521	26.1	70	0
Scaife	4	64	16.0	18	0
Cramer	3	37	12.3	21	0
White	1	14	14.0	14	0
Hartsock	1	5	5.0	5	0
Titans	79	1835	23.2	70	0
Opponents	58	1263	21.8	52	0

FIELD GOALS	1-19	20-29	30-39	40-49	50+
Bironas	0-0	10-11	7-7	4-8	1-2
Titans	0-0	10-11	7-7	4-8	1-2
Opponents	1-1	10-11	6-10	10-10	0-1

Bironas/Titans: () () (51N, 22G) (33G, 39G) (22G, 47G) (32G, 26G, 30G) () () (21G, 41N, 43B) (36G) (48N, 49G) (25G, 60G) (41G, 33G) (44N, 27G) (42G, 20G, 30G) (25G, 23N, 27G, 27G)
Opponents: (18G, 34N, 30N) (28G, 31G, 35G, 44G) (40G, 30N, 39G) (26N, 43G) () () (27G) (47G, 21G, 39G) (27G, 40G) (42G, 38G) () (53N, 20G) (49G, 46G) (43G) (21G, 36G, 45G, 21G, 24G) (28G, 26G, 33N)

SACKS
Vanden Bosch 6.5, LaBoy 3.5, Starks 3.0, Bulluck 2.5,
Haynesworth 2.0, Finnegan 2.0, T.Brown 1.5, Mahelona 1.0,
A.Jones 1.0, Bockwoldt 1.0, Odom 0.5, Smith 0.5, Sirmon 0.5,
Tulloch 0.5
Titans 26.0, Opponents 29.0

TACKLES (Solo-Assists-Total)
Bulluck (107-54-161), Hope (99-29-128), Thornton (93-29-122),
Vanden Bosch (67-51-118), Sirmon (67-38-105), Thompson (58-
19-77), Smith (43-33-76), P.Jones (54-13-67), Hill (41-18-59),
Haynesworth (34-25-59), Finnegan (47-10-57), LaBoy (31-26-
57), Starks (36-20-56), T. Brown (33-18-51), Tulloch (23-14-37),
Conover (12-9-21), Mahelona (12-9-21), Fuller (11-4-15), Odom
(9-6-15), Bockwoldt (4-3-7), Scott (2-3-5), Woolfolk (4-0-4), Sav-
age (2-2-4), Amato (2-1-3), Reynolds (2-0-2), Lowry (0-1-1)
Team Totals: 893-435-1328

USUAL STARTING LINEUP

OFFENSE

WR Brandon Jones (81)
LT Michael Roos (71)
LG Jacob Bell (60)
C Kevin Mawae (68)
RG Benji Olson (75)
RT David Stewart (76)
TE Bo Scaife (80)
WR Drew Bennett (83)
FB Ahmad Hall (45)
QB Vince Young (10)
RB Travis Henry (20)

DEFENSE

LE Kyle Vanden Bosch (93)
LT Robaire Smith (98)
RT Albert Haynesworth (92)
RE Travis LaBoy (91)
LLB David Thornton (50)
MLB Peter Sirmon (59)
RLB Keith Bulluck (53)
LCB Reynaldo Hill (21)
RCB Pacman Jones (32)
SS Chris Hope (24)
FS Lamont Thompson (28)

SPECIALISTS

K Rob Bironas (2)
P Craig Hentrich (15)

Pro Bowl

All-Pro

GM: Floyd Reese; **Head Coach:** Jeff Fisher

Asst. Coaches: Norm Chow (off. coord.), Jim Schwartz (def. coord.), Dave McGinnis (Asst. head coach/LB), Sherman Smith (Asst. head coach/RB), Matt Burke (def. asst.), Chuck Cecil (S/nickel), Marty Galbraith (ST asst.), Craig Johnson (QB), Alan Lowry (ST), Mike Munchak (OL), Ray Sherman (WR), Jim Washburn (DL), Steve Watterson (strength & rehab.), Everett Withers (DB), John Zernhelt (TE)

AMERICAN FOOTBALL CONFERENCE STANDINGS

AFC EAST	W	L	T	Pct
New England	12	4	0	.750
* N.Y. Jets	10	6	0	.625
Buffalo	7	9	0	.438
Miami	6	10	0	.375
AFC NORTH	W	L	T	Pct
Baltimore	13	3	0	.812
Cincinnati	8	8	0	.500
Pittsburgh	8	8	0	.500
Cleveland	4	12	0	.250
AFC SOUTH	W	L	T	Pct
Indianapolis	12	4	0	.750
Tennessee	8	8	0	.500
Jacksonville	8	8	0	.500
Houston	6	10	0	.375
AFC WEST	W	L	T	Pct
San Diego	14	2	0	.875
* Kansas City	9	7	0	.562
Denver	9	7	0	.562
Oakland	2	14	0	.125

NATIONAL FOOTBALL CONFERENCE STANDINGS

NFC EAST	W	L	T	Pct
Philadelphia	10	6	0	.625
* Dallas	9	7	0	.562
* N.Y. Giants	8	8	0	.500
Washington	5	11	0	.312
NFC NORTH	W	L	T	Pct
Chicago	13	3	0	.812
Green Bay	8	8	0	.500
Minnesota	6	10	0	.375
Detroit	3	13	0	.188
NFC SOUTH	W	L	T	Pct
New Orleans	10	6	0	.625
Carolina	8	8	0	.500
Atlanta	7	9	0	.438
Tampa Bay	4	12	0	.250
NFC WEST	W	L	T	Pct
Seattle	9	7	0	.562
St. Louis	8	8	0	.500
San Francisco	7	9	0	.438
Arizona	5	11	0	.312

* Wild Card for Playoffs



2005 SEASON (4-12 REGULAR SEASON) • 3RD PLACE AFC SOUTH

DATE	OPPONENT	SCORE	W/L	ATT
Sep. 11	at Pittsburgh	7-34	L	62,931
Sep. 18	BALTIMORE	25-10	W	69,149
Sep. 25	at St. Louis	27-31	L	65,835
Oct. 2	INDIANAPOLIS	10-31	L	69,149
Oct. 9	at Houston	34-20	W	70,430
Oct. 16	CINCINNATI	23-31	L	69,149
Oct. 23	at Arizona	10-20	L	39,482
Oct. 30	OAKLAND	25-34	L	69,149
Nov. 6	at Cleveland	14-20	L	72,594
Nov. 13	BYE			
Nov. 20	JACKSONVILLE	28-31	L	69,149
Nov. 27	SAN FRANCISCO	33-22	W	69,149
Dec. 4	at Indianapolis	3-35	L	57,228
Dec. 11	HOUSTON	13-10	W	69,149
Dec. 18	SEATTLE	24-28	L	69,149
Dec. 24	at Miami	10-24	L	72,001
Jan. 1	at Jacksonville	13-40	L	65,485

* Overtime

	TITANS	OPP
Total First Downs	279	294
Rushing	72	89
Passing	191	180
Penalty	16	25
3rd Down: Made/Att	75/218	71/200
3rd Down Pct.	34.4	35.5
4th Down: Made/Att	9/31	7/11
4th Down Pct.	29.0	63.6
Possession Avg.	31:13	28:47
Total Net Yards	5122	5110
Avg. Per Game	320.1	319.4
Total Plays	1022	960
Avg. Per Play	5.0	5.3
Net Yards Rushing	1525	1894
Avg. Per Game	95.3	118.4
Total Rushes	397	449
Avg. Per Play	3.8	4.2
Net Yards Passing	3597	3216
Avg. Per Game	224.8	201.0
Sacked/Yards Lost	31/200	41/246
Gross Yards	3797	3462
Att./Comp.	594/358	470/296
Completion Pct.	60.3	63.0
Had Intercepted	14	9
Punts/Average	78/43.2	85/44.1
Net Punting Avg.	78/37.8	85/37.5
Penalties/Yards	125/1002	95/718
Fumbles/Ball Lost	27/12	20/11
Touchdowns	33	51
Rushing	8	12
Passing	20	33
Returns	5	6

BY PERIODS	1	2	3	4	OT	PTS
Titans	50	88	83	78	0	299
Opponents	79	132	108	102	0	421

SCORING	TD	RU	PA	RT	PAT	FG	S	TP
Bironas	0	0	0	0	30/32	23/29	0	99
Brown	7	5	2	0	0	0	0	42
Bennett	4	0	4	0	0	0	0	24
Troupe	4	0	4	0	0	0	0	24
B. Jones	2	0	2	0	0	0	0	12
Kinney	2	0	2	0	0	0	0	12
Odum	2	0	0	2	0	0	0	12
Payton	2	2	0	0	0	0	0	12
Scaife	2	0	2	0	0	0	0	12
R. Williams	2	0	2	0	0	0	0	12
Fleming	1	0	1	0	0	0	0	6
Hill	1	0	0	1	0	0	0	6
P. Jones	1	0	0	1	0	0	0	6
Kassell	1	0	0	1	0	0	0	6
McNair	1	1	0	0	0	0	0	6
Roby	1	0	1	0	0	0	0	6
Wade LG	1	0	0	1	0	0	0	6
Reynolds	0	0	0	0	0	1	2	0
Titans	33	8	20	5	30/32	23/29	1	299
Opponents	51	12	33	6	48/49	21/27	0	421

2-Pt Conversions: Titans 0-1, Opponents 2-2

RUSHING	No	Yds	Avg	Lg	TD
Brown	224	851	3.8	38t	5
Henry	88	335	3.8	29	0
McNair	32	139	4.3	19	1
Payton	33	105	3.2	15	2
Mauck	7	39	5.6	12	0
Nash	6	32	5.3	8	0

PASSING	Att	Cmp	Pct	Yards	Yds/Att	TD	Int	Lg	Sk/Yds	Rating
McNair	476	292	61.3	3161	6.64	16	11	57	20/134	82.4
Volek	88	50	56.8	474	5.39	4	2	55t	9/45	77.6
Mauck	27	15	55.6	136	5.04	0	1	17	1/8	53.9
Hentrich	2	1	50.0	26	13.0	0	0	26	0/0	95.8
Bennett	1	0	0.0	0	0.0	0	0	0	0/0	39.6
P. Jones	0	0	---	0	---	0	0	---	1/13	---
Titans	594	358	60.3	3797	6.39	20	14	57	31/200	80.3
Opponents	470	296	63.0	3462	7.37	33	9	63t	41/246	100.7

Roby	2	16	8.0	11	0
Bennett	1	3	3.0	3	0
Volek	1	3	3.0	3	0
B. Jones	1	1	1.0	1	0
Wade LG	1	1	1.0	1	0
Wade TM	1	1	1.0	1	0
Hentrich	1	0	0.0	0	0
Titans	397	1525	3.8	38t	8
Opponents	449	1894	4.2	52	12

RECEIVING	No	Yds	Avg	Lg	TD
Bennett	58	738	12.7	55t	4
Kinney	55	543	9.9	27	2
Troupe	55	530	9.6	35	4
Scaife	37	273	7.4	19	2
Brown	25	327	13.1	57	2
B. Jones	23	299	13.0	38t	2
Calico	22	191	8.7	18	0
R. Williams	21	299	14.2	50t	2
Roby	21	289	13.8	32	1
Wade LG	14	120	8.6	17	0
Wade TM	4	40	10.0	15	0
Henry	13	117	9.0	42	0
Fleming	10	69	6.9	18	1
Payton	6	30	5.0	9	0
Nash	3	14	4.7	7	0
Guenther	2	13	6.5	8	0
Nickey	1	26	26.0	26	0
Small	1	6	6.0	6	0
Roos	1	-7	-7.0	-7	0
Titans	358	3797	10.6	57	20
Opponents	296	3462	11.7	63t	33

INTERCEPTIONS	No	Yds	Avg	Lg	TD
Hill	3	88	29.3	52t	1
Bulluck	2	16	8.0	16	0
Kassell	1	21	21.0	21t	1
Woolfolk	1	3	3.0	3	0
T. Williams	1	1	1.0	1	0
Thompson	1	0	0.0	0	0
Titans	9	129	14.3	52t	2
Opponents	14	293	20.9	85t	4

PUNTING	No	Yds	Avg	Net	TB	In	Lg	B
Hentrich	78	3371	43.2	37.8	14	21	59	0
Titans	78	3371	43.2	37.8	14	21	59	0
Opponents	85	3746	44.1	37.5	7	16	74	1

PUNT RETURNS	No	FC	Yds	Avg	Lg	TD
Wade LG	33	9	317	9.6	73t	1
P. Jones	29	8	272	9.4	52t	1
Thurman TM	9	5	31	3.4	11	0
B. Jones	5	0	75	15.0	32	0
Thompson	1	0	31	31.0	31	0
Ta. Williams	1	0	9	9.0	9	0
Titans	45	13	418	9.3	52t	1
Opponents	32	20	144	4.5	15	0

KICKOFF RETURNS	No	Yds	Avg	Lg	TD
P. Jones	43	1127	26.2	85	0
Roby	22	495	22.5	59	0
Payton	2	24	12.0	24	0
Thurman TM	2	42	21.0	25	0
Fleming	1	9	9.0	9	0
Titans	70	1697	24.2	85	0
Opponents	57	1290	22.6	50	0

FIELD GOALS	1-19	20-29	30-39	40-49	50+
Bironas	0/0	10/10	6/7	5/7	2/5
Titans	0/0	10/10	6/7	5/7	2/5
Opponents	1/1	6/6	9/14	5/5	0/1

Bironas/Titans: (47N) (39G, 29G, 47G) (41G, 39G) (34G, 38N) (52G, 58N, 49G) (24G, 29G, 47G) (53G) (39G, 24G) (50N) () (35G, 41G, 21G, 22G) (51N, 24G) (46N, 23G, 21G) (38G) (24G) ()

Opponents: (44G, 27G) (30G) (46G) (20G) (32G, 38G, 43G, 47G) (52N, 21G) (33G, 24G) (22G, 32G) (37G, 19G, 39N) (31G) (34N) () (30G, 37B, 31N) (36B) (25G) (46G, 38G)

SACKS	No	Yds
Vanden Bosch	12.5	LaBoy 6.5, Bulluck 5, Long 3.5,
Haynesworth	3	Starks 3, Sirmon 2.5, Odum 2, Schobel 1,
Thompson	1	Clauss 0.5, Waddell 0.5
Titans	41	Opponents 31

TACKLES (Solo-Assists-Total)	No	Yds
Bulluck (106-44-150), Vanden Bosch (55-45-100), Sirmon (56-33-89), Kassell (56-33-89), Haynesworth (52-33-85), T. Williams		

(65-18-83), Thompson (63-15-78), Starks (40-38-78), LaBoy (36-28-64), P. Jones (43-10-53), Woolfolk (42-10-52), Odum (28-22-50), Long (30-19-49), Hill (40-6-46), Clauss (13-17-30), Boiman (13-15-28), Waddell (13-4-17), Reynolds (9-5-14), Schobel (7-4-11), Beckham (9-1-10), Sandy (1-1-2), Spencer (1-0-1), Nickey (1-0-1), Gardner (0-0-0), Fuller (0-0-0)

Team Totals: 779-401-1180

USUAL STARTING LINEUP

OFFENSE

WR	Drew Bennett (83)
LT	Brad Hopkins (72)
LG	Zach Piller (69)
C	Justin Hartwig (77)
RG	Benji Olson (75)
RT	Michael Roos (71)
TE	Erron Kinney (88)
WR	Brandon Jones (81)
FB/TE	Troy Fleming (44)/Ben Troupe (84)
QB	Steve McNair (9)
RB	Chris Brown (29)

DEFENSE

LE	Kyle Vanden Bosch (93)
LT	Randy Starks (90)
RT	Albert Haynesworth (92)
RE	Antwan Odum (98)
LLB	Peter Sirmon (59)
MLB	Brad Kassell (55)
RLB	Keith Bulluck (53)
LCB	Reynaldo Hill (21)
RCB	Pacman Jones (32)
SS	Tank Williams (25)
FS	Lamont Thompson (28)

SPECIALISTS

K	Rob Bironas (2)
P	Craig Hentrich (15)

Pro Bowl

All-Pro

GM: Floyd Reese; Head Coach: Jeff Fisher

Asst. Coaches: Norm Chow (off. coord.), Jim Schwartz (def. coord.), George Henshaw (asst. head coach/ off.), Dave McGinnis (LB), Chuck Cecil (S/nickel), Marty Galbraith (ST asst.), Ned James (off. asst.), Craig Johnson (QB), Alan Lowry (ST), Mike Munchak (OL), Ray Sherman (WR), Sherman Smith (RB), Jim Washburn (DL), Steve Watterson (strength and conditioning), Everett Withers (DB)

AMERICAN FOOTBALL CONFERENCE STANDINGS

AFC EAST	W	L	T	Pct
New England	10	6	0	.625
Miami	9	7	0	.562
Buffalo	5	11	0	.312
N.Y. Jets	4	12	0	.250
AFC NORTH	W	L	T	Pct
Cincinnati	11	5	0	.688
* Pittsburgh	11	5	0	.688
Baltimore	6	10	0	.375
Cleveland	6	10	0	.375
AFC SOUTH	W	L	T	Pct
Indianapolis	14	2	0	.875
* Jacksonville	12	4	0	.750
Tennessee	4	12	0	.250
Houston	2	14	0	.125
AFC WEST	W	L	T	Pct
Denver	13	3	0	.812
Kansas City	10	6	0	.625
San Diego	9	7	0	.562
Oakland	4	12	0	.250

NATIONAL FOOTBALL CONFERENCE STANDINGS

NFC EAST	W	L	T	Pct
N.Y. Giants	11	5	0	.688
* Washington	10	6	0	.625
Dallas	9	7	0	.562
Philadelphia	6	10	0	.375
NFC NORTH	W	L	T	Pct
Chicago	11	5	0	.688
Minnesota	9	7	0	.562
Detroit	5	11	0	.312
Green Bay	4	12	0	.250
NFC SOUTH	W	L	T	Pct
Tampa Bay	11	5	0	.688
* Carolina	11	5	0	.688
Atlanta	8	8	0	.500
New Orleans	3	13	0	.188
NFC WEST	W	L	T	Pct
Seattle	13	3	0	.812
St. Louis	6	10	0	.375
Arizona	5	11	0	.312
San Francisco	4	12	0	.250

2004 SEASON (5-11 REGULAR SEASON) • 4TH PLACE AFC SOUTH

DATE	OPPONENT	SCORE	W/L	ATT
Sep. 11	at Miami	17-7	W	69,987
Sep.19	INDIANAPOLIS	17-31	L	68,932
Sep. 26	JACKSONVILLE	12-15	L	68,932
Oct. 3	at San Diego	17-38	L	54,006
Oct. 11	at Green Bay	48-27	W	70,420
Oct. 17	HOUSTON	10-20	L	68,932
Oct. 24	at Minnesota	3-20	L	64,108
Oct. 31	CINCINNATI	27-20	W	68,932
Nov. 7	BYE			
Nov. 14	CHICAGO	17-19*	L	68,932
Nov. 21	at Jacksonville	18-15	W	69,703
Nov. 28	at Houston	21-31	L	70,721
Dec. 5	at Indianapolis	24-51	L	57,278
Dec. 13	KANSAS CITY	38-49	L	68,932
Dec. 19	at Oakland	35-40	L	44,299
Dec. 25	DENVER	16-37	L	68,809
Jan. 2	DETROIT	24-19	W	68,809
* Overtime				

* Overtime

	TITANS	OPP
Total First Downs	308	318
Rushing	85	99
Passing	200	189
Penalty	23	30
3rd Down: Made/Att	74/217	62/186
3rd Down Pct.	34.1	33.3
4th Down: Made/Att	12/27	9/12
4th Down Pct.	44.4	75.0
Possession Avg.	31:40	28:20
Total Net Yards	5487	5724
Avg. Per Game	342.9	357.8
Total Plays	1053	977
Avg. Per Play	5.2	5.9
Net Yards Rushing	1871	1917
Avg. Per Game	116.9	119.8
Total Rushes	420	421
Avg. Per Play	4.5	4.6
Net Yards Passing	3616	3807
Avg. Per Game	226.0	237.9
Sacked/Yards Lost	44/317	32/220
Gross Yards	3933	4027
Att./Comp.	589/356	524/333
Completion Pct.	60.4	63.5
Had Intercepted	19	18
Punts/Average	79/42.9	74/43.6
Net Punting Avg.	79/38.2	74/38.8
Penalties/Yards	110/923	95/774
Fumbles/Ball Lost	33/12	22/12
Touchdowns	41	52
Rushing	12	18
Passing	27	29
Returns	2	5

BY PERIODS	1	2	3	4	OT	PTS
Titans	106	111	49	78	0	344
Opponents	76	117	99	145	2	439

SCORING	TD	RU	PA	RT	PAT	FG	S	TP
Anderson	0	0	0	0	37/37	17/22	0	88
Bennett	11	0	11	0			0	66
Mason	7	0	7	0			0	42
Brown	6	6	0	0			0	36
A. Smith	4	4	0	0			0	24
Kinney	3	0	3	0			0	18
Fleming	2	0	2	0			0	12
Meier	2	0	2	0			0	12
McNair	1	1	0	0			0	8
Berlin	1	0	1	0			0	6
Bullock	1	0	0	1			0	6
Thompson	1	0	0	1			0	6
Troupe	1	0	1	0			0	6
Volek	1	1	0	0			0	6
Elling TM	0	0	0	0	2/2	1/2	0	5
Hentrich	0	0	0	0	0/0	1/3	0	3
Titans	41	12	27	2	39/39	19/27	0	344
Opponents	52	18	29	5	50/50	23/28	3	439

2-Pt Conversions: McNair, Titans 1-2, Opponents 1-2

RUSHING	No	Yds	Avg	Lg	TD
Brown	220	1067	4.9	52	6
A. Smith	137	509	3.7	43	4
McNair	23	128	5.6	23	1
Holcombe	17	62	3.6	20	0
Volek	11	50	4.5	14	1
Fleming	7	40	5.7	13	0
Bennett	1	12	12.0	12	0
Hentrich	1	8	8.0	8	0

PASSING	Att	Cmp	Pct	Yards	Y
Volek	357	218	61.1	2486	
McNair	215	129	60.0	1343	
Johnson	12	6	50.0	68	
Hentrich	4	2	50.0	10	
Bennett	1	1	100.0	26	
Titans	589	356	60.4	3933	
Opponents	524	333	63.5	4027	

Johnson	2	-2	-1.0	-1	0
Mason	1	-3	-3.0	-3	0
Titans	420	1871	4.5	52	12
Opponents	421	1917	4.6	55	18

RECEIVING	No	Yds	Avg	Lg	TD
Mason	96	1168	12.2	37t	7
Bennett	80	1247	15.6	48t	11
Troupe	33	329	10.0	33	1
Kinney	25	193	7.7	21	3
Meier	25	127	5.1	29	2
A. Smith	22	169	7.7	31	0
Berlin	20	278	13.9	31	1
Brown	20	147	7.4	21	0
Fleming	19	164	8.6	37	2
Holcombe	11	60	5.5	9	0
McAddley	2	38	19.0	36	0
Calico	2	13	6.5	9	0
Volek	1	0	0.0	0	0
Titans	356	3933	11.0	48t	27
Opponents	333	4027	12.1	62	29

INTERCEPTIONS	No	Yds	Avg	Lg	TD
Dyson	6	135	22.5	44	0
Thompson	4	77	19.3	37t	1
Bulluck	2	25	12.5	25	0
Woolfolk	1	25	25.0	25	0
Tank Williams	1	13	13.0	13	0
McGarrahan	1	11	11.0	11	0
Rolle	1	0	0.0	0	0
Waddell	1	0	0.0	0	0
Gardner	1	-1	-1.0	-1	0
Titans	18	285	15.8	44	1
Opponents	19	306	16.1	51t	2

PUNTING	No	Yds	Avg	Net	TB	In	Lg	B
Hentrich	73	3117	42.7	38.0	8	20	64	0
Elling TM	6	272	45.3	40.2	1	1	58	0
Titans	79	3389	42.9	38.2	9	21	64	0
Opponents	74	3223	43.6	38.8	9	24	66	0

PUNT RETURNS	No	FC	Yds	Avg	Lg	TD
Mason	24	12	93	3.9	13	0
Waddell	9	3	54	6.0	18	0
Berlin	7	1	26	3.7	13	0
Titans	40	16	173	4.3	20	0
Opponents	31	26	195	6.3	75t	1

KICKOFF RETURNS	No	Yds	Avg	Lg	TD
McAddley	38	849	22.3	45	0
Fleming	18	316	17.6	30	0
Waddell	17	342	20.1	33	0
Holcombe	3	26	8.7	14	0
Bennett	1	-8	-8.0	-8	0
Kinney	1	21	21.0	21	0
Schobel	1	12	12.0	12	0
Titans	79	1558	19.7	45	0
Opponents	69	1389	20.1	35	0

FIELD GOALS	1-19	20-29	30-39	40-49	50+
Anderson	0/0	4/5	4/4	9/12	0/1
Hentrich	0/0	0/0	0/0	0/0	1/3
Elling TM	0/0	1/1	0/1	0/0	0/0
Titans	0/0	5/6	4/5	9/12	1/4
Opponents	0/0	12/12	5/7	3/6	3/3

Anderson: () (39G) (26G, 40G) (24G) (36G, 38G, 42B) (40G) (24G) (23G, 45G) (33G) (41G) () (45G, 43B) (50N, 27G) (41N) (44G, 43G) (40G, 27B)

Hentrich: () () () () () () () (58N, 52B) () () () () (50G) ()

Team: (33N, 22G) (39G) (26G, 40G) (24G) (36G, 38G, 42B) (40G) (40G) (23G, 45G) (58N, 33G, 52B) (41G) () (45G, 43B) (50N, 27G) (41N) (44G, 43G, 50G) (40G, 27B)

Opponents: (46N) (28G) () (31G) (39G, 53G) (21G, 50G) (29G, 22G, 50G) (39N, 29G) (35G, 48G, 44N) (29G, 41B) (47G, 20G, 37G) () (42G) (22G, 34N, 22G, 30G) (26G, 26G)

SACKS

Carter 6.0, Bulluck 5.0, Long 5.0, Starks 4.5, LaBoy 3.5, Hall 2.5, Odom 2.0, Haynesworth 1.0, Williams 1.0, Schulters 1.0, McGarrahan 0.5

Titans 32.0, Opponents 44.0

TACKLES (Solo-Assists-Total)

PROFESSIONAL MUSICIANS
 Bulluck (108-63-171), Kassell (83-45-128), Carter (40-42-82),
 Hall (42-30-72), Thompson (56-7-63), Haynesworth (39-23-
 62), Starks (28-25-3), Williams (42-10-52), Long (31-17-48),
 Odom (21-22-43), Dyson (34-6-40), Woolfolk (35-5-40), LaBoy
 (18-16-34), Nickey (28-6-34), Waddell (29-2-31), McGarrahan

(26-3-29), Rolle (24-2-26), Ena (15-10-25), Boiman (7-17-24), Clauss (9-8-17), Schobel (10-5-15), Calmus (11-4-15), Schulters (12-0-12), Gardner (9-1-10), Thomas (5-2-7), Reynolds (4-1-5), Beckham (5-0-5), Amato (3-1-4)

Team Totals: 774-373-1,147

USUAL STARTING LINEUP

OFFENSE

WR	Derrick Mason (85)
LT	Brad Hopkins (72)
LG	Jacob Bell (60)
C	Justin Hartwig (77)
RG	Benji Olson (75)
RT	Fred Miller (71)
TE	Erron Kinney (88)
WR	Drew Bennett (83)
FB	Robert Holcombe (35)
QB	Steve McNair (9)/Billy Volek (7)
RB	Chris Brown (29)

DEFENSE

LE	Antwan Odom (98)
LT	Kevin Carter (93)
RT	Albert Haynesworth (92)
RE	Carlos Hall (97)
LLB	Rocky Boiman (50)
MLB	Brad Kassell (55)
RLB	Keith Bulluck (53)
LCB	Andre Dyson (22)
RCB	Samari Rolle (21)
SS	Tank Williams (25)
FS	Lamont Thompson (28)

SPECIALISTS

K	Gary Anderson (1)
P	Craig Hentrich (15)

Pro Bowl

All-Pro

GM: Floyd Reese; **Head Coach:** Jeff Fisher

Asst. Coaches: Mike Heimerdinger (off. coord.), Jim Schwartz (def. coord.), George Henshaw (asst. head coach/off.), Dave McGinnis (LB), Chuck Cecil (S/Nickel), Ned James (off. asst.), Craig Johnson (QB), Alan Lowry (ST), Mike Munchak (OL), Sherman Smith (RB), Steve Walters (WR), Jim Washburn (DL), Steve Watterson (strength & rehab.), Everett Withers (DB)

AMERICAN FOOTBALL CONFERENCE STANDINGS

AFC EAST	W	L	T	Pct
New England	14	2	0	.875
* N.Y. Jets	10	6	0	.625
Buffalo	9	7	0	.562
Miami	4	12	0	.250
AFC NORTH	W	L	T	Pct
Pittsburgh	15	1	0	.938
Baltimore	9	7	0	.562
Cincinnati	8	8	0	.500
Cleveland	4	12	0	.250
AFC SOUTH	W	L	T	Pct
Indianapolis	12	4	0	.750
Jacksonville	9	7	0	.562
Houston	7	9	0	.438
Tennessee	5	11	0	.312
AFC WEST	W	L	T	Pct
San Diego	13	3	0	.812
* Denver	10	6	0	.625
Kansas City	7	9	0	.438
Oakland	5	11	0	.312

NATIONAL FOOTBALL CONFERENCE STANDINGS

NFC EAST	W	L	T	Pct
Philadelphia	13	3	0	.812
N.Y. Giants	6	10	0	.375
Dallas	6	10	0	.375
Washington	6	10	0	.375
NFC NORTH	W	L	T	Pct
Green Bay	10	6	0	.625
* Minnesota	8	8	0	.500
Detroit	6	10	0	.375
Chicago	5	11	0	.312
NFC SOUTH	W	L	T	Pct
Atlanta	11	5	0	.688
New Orleans	8	8	0	.500
Carolina	7	9	0	.438
Tampa Bay	5	11	0	.312
NFC WEST	W	L	T	Pct
Seattle	9	7	0	.562
* St. Louis	8	8	0	.500
Arizona	6	10	0	.375
San Francisco	2	14	0	.125

* Wild Card for Playoffs

2003 SEASON (12-4 REGULAR SEASON, 1-1 PLAYOFFS) • 2ND PLACE AFC SOUTH

DATE	OPPONENT	SCORE	W/L	ATT
Sep. 7	OAKLAND	25-20	W	68,809
Sep. 14	at Indianapolis	7-33	L	59,999
Sep. 21	NEW ORLEANS	27-12	W	68,809
Sep. 28	at Pittsburgh	30-13	W	63,244
Oct. 5	at New England	30-38	L	68,436
Oct. 12	HOUSTON	38-17	W	68,809
Oct. 19	at Carolina	37-17	W	72,851
Oct. 26	at Jacksonville	30-17	W	55,918
Nov. 2	BYE			
Nov. 9	MIAMI	31-7	W	68,809
Nov. 16	JACKSONVILLE	10-3	W	68,809
Nov. 23	at Atlanta	38-31	W	70,891
Dec. 1	at NY Jets	17-24	L	77,710
Dec. 7	INDIANAPOLIS	27-29	L	68,809
Dec. 14	BUFFALO	28-26	W	68,809
Dec. 21	at Houston	27-24	W	70,758
Dec. 28	TAMPA BAY	33-13	W	68,809
Jan. 3	at Baltimore	20-17	W	69,452
Jan. 10	at New England	14-17	L	68,436

* Overtime

	TITANS	OPP
Total First Downs	310	275
Rushing	84	79
Passing	211	167
Penalty	15	29
3rd Down: Made/Att	86/211	51/184
3rd Down Pct.	40.8	27.7
4th Down: Made/Att	6/14	11/18
4th Down Pct.	42.9	61.1
Possession Avg.	32:52	27:08
Total Net Yards	5501	4901
Avg. Per Game	343.8	306.3
Total Plays	1013	926
Avg. Per Play	5.4	5.3
Net Yards Rushing	1623	1295
Avg. Per Game	101.4	80.9
Total Rushes	486	342
Avg. Per Play	3.3	3.8
Net Yards Passing	3878	3606
Avg. Per Game	242.4	225.4
Sacked/Yards Lost	25/153	38/223
Gross Yards	4031	3829
Att./Comp.	502/315	546/332
Completion Pct.	62.7	60.8
Had Intercepted	9	21
Punts/Average	71/43.9	78/42.2
Net Punting Avg.	71/37.8	78/35.9
Penalties/Yards	110/887	96/793
Fumbles/Ball Lost	24/12	21/13
Touchdowns	48	35
Rushing	11	10
Passing	30	20
Returns	7	5

BY PERIODS	1	2	3	4	OT	PTS
Titans	103	120	82	130	0	435
Opponents	52	75	75	122	0	324

SCORING	TD	RU	PA	RT	PAT	FG	S	TP
Anderson	0	0	0	0	42/42	27/31	0	123
Mason	8	0	8	0			0	48
McCareins	8	0	7	1			0	48
George	5	5	0	0			0	30
Calico	4	0	4	0			0	26
McNair	4	4	0	0			0	26
Bennett	4	0	4	0			0	24
Kinney	4	0	3	1			0	24
Holcombe	2	1	1	0			0	14
Hentrich	0	0	0	0	1/1	4/5	0	13
Dyson	2	0	0	2			0	12
Wycheck	2	0	2	0			0	12
Boiman	1	0	0	1			1	8
Berlin	1	0	1	0			0	6
Bulluck	1	0	0	1			0	6
Rolle	1	0	0	1			0	6
Volek	1	1	0	0			0	6
Nedney	0	0	0	0	0/1	1/1	0	3
Titans	48	11	30	7	43/44	32/37	1	435
Opponents	35	10	20	5	34/34	26/30	0	324

2-Pt Conversions: Calico, McNair, Holcombe, Titans 3-4, Opponents 0-1

RUSHING	No	Yds	Avg	Lg	TD
George	312	1031	3.3	27	5
Brown	56	221	3.9	28	0
Holcombe	63	201	3.2	21	1
McNair	38	138	3.6	23	4

PASSING	Att	Cmp	Pct	Yards	Yds/Att	TD	Int	Lg	Sk/Yds	Rating
McNair	400	250	62.5	3215	8.04	24	7	73	19/108	100.4
Volek	69	44	63.8	545	7.90	4	1	50t	6/45	101.4
O'Donnell	27	18	66.7	232	8.59	2	1	34t	0/0	102.7
Hentrich	5	2	40.0	25	5.00	0	0	15	0/0	56.3
Bennett	1	1	100.0	14	14.00	0	0	14	0/0	118.8
Titans	502	315	62.7	4031	8.03	30	9	73	25/153	100.3
Opponents	546	332	60.8	3829	7.01	20	21	86t	38/223	78.2

McCareins	1	13	13.0	13	0
Mason	3	11	3.7	7	0
Calico	1	5	5.0	5	0
Volek	11	4	0.4	5	1
O'Donnell	1	-1	-1.0	-1	0
Titans	486	1623	3.3	28	11
Opponents	342	1295	3.8	42	10

RECEIVING	No	Yds	Avg	Lg	TD
Mason	95	1303	13.7	50t	8
McCareins	47	813	17.3	73	7
Kinney	41	381	9.3	28	3
Bennett	32	504	15.8	48	4
George	22	163	7.4	22	0
Holcombe	19	121	6.4	11	1
Calico	18	297	16.5	45	4
Wycheck	17	165	9.7	25	2
Meier	13	159	12.2	27	0
Brown	8	61	7.6	11	0
Berlin	1	50	50.0	50t	1
McGarrahan	1	10	10.0	10	0
McNair	1	4	4.0	4	0
Titans	315	4031	12.8	73	30
Opponents	332	3829	11.5	86t	20

INTERCEPTIONS	No	Yds	Avg	Lg	TD
Rolle	6	141	23.5	52	0
Dyson	4	62	15.5	51t	2
Boiman	2	70	35.0	60t	1
Calmus	2	26	13.0	15	0
Bulluck	2	9	4.5	9	0
Tank Williams	2	0	0.0	0	0
Woolfolk	1	4	4.0	4	0
Beckham	1	0	0.0	0	0
Kearse	1	0	0.0	0	0
Titans	21	312	14.9	60t	3
Opponents	9	264	29.3	95t	3

PUNTING	No	Yds	Avg	Net	TB	In	Lg	B
Hentrich	71	3117	43.9	37.8	8	26	58	0
Titans	71	3117	43.9	37.8	8	26	58	0
Opponents	78	3290	42.2	35.9	3	24	65	0

PUNT RETURNS	No	FC	Yds	Avg	Lg	TD
McCareins	29	17	330	11.4	58t	1
Mason	8	5	99	12.4	21	0
Titans	37	22	429	11.6	58t	1
Opponents	30	13	276	9.2	59t	1

KICKOFF RETURNS	No	Yds	Avg	Lg	TD
Schifino	35	703	20.1	39	0
McCareins	13	256	19.7	25	0
Mason	5	106	21.2	34	0
Jackson	3	77	25.7	31	0
Berlin	4	73	18.3	25	0
Holcombe	4	38	9.5	20	0
Kinney	3	37	12.3	17	0
Meier	1	9	9.0	9	0
Titans	68	1299	19.1	39	0
Opponents	81	1521	18.8	71	0

FIELD GOALS	1-19	20-29	30-39	40-49	50+
Anderson	0/0	5/5	12/12	10/14	0/0
Hentrich	0/0	0/0	2/2	2/2	0/1
Nedney	0/0	0/0	0/0	0/0	1/1
Titans	0/0	5/5	14/14	12/16	1/2
Opponents	0/0	11/11	6/9	8/9	1/1

Anderson: () () (22G, 43G) () (43G, 46N, 33G, 37G, 41G) (33G) (40G, 32G, 34G) (43G, 43G, 33G) (35G) (33G, 48N) (44N, 22G) (35G) (40G, 40G) (29G, 39G, 41N) (41G, 26G) (37G, 33G, 43G, 23G)
Hentrich: (49G, 34G, 33G) () () () (48G) () () () () () (52N) () () ()
Nedney: (50G) () () () () () () () () () () () ()
Opponents: (47G, 47G) (29G, 41G, 23G, 48G) (31G) (26G, 23G, 30N) (34N, 39N, 48G) (29G) (53G) (49G) () (44N, 39G) (40G) (27G) (21G, 35G, 36G, 23G, 26G) (27G, 32G) (49G) (27G, 33G)

SACKS
Kearse 9.5, Carter 5.5, Smith 4.5, Thomas 4.0, Bulluck 3.0, Hall 3.0, Haynesworth 2.5, Boiman 1.5, Calmus 1.0, Long 1.0, McGarrahan 1.0, Schulters 1.0, Tank Williams 0.5,
Titans 38.0, Opponents 25.0

TACKLES (Solo-Assists-Total)
Bulluck (110-61-171), Sirmon (76-65-141), Schulters (68-21-89), Tank Williams (58-23-81), Carter (49-30-79), Smith (36-37-73), Kearse (40-27-67), Hall (42-24-66), Dyson (54-10-64), Calmus (34-27-61), Boiman (26-29-55), Haynesworth (25-24-49), Kassell

(23-18-41), Rolle (23-6-29), McGarrahan (20-7-27), Thomas (16-11-27), Atkins (11-9-20), Woolfolk (15-4-19), Beckham (16-1-17), Thompson (5-2-7), Echols (3-1-4), Long (2-0-2), Wells (1-0-1), Kramer (0-0-0), Nickey (0-0-0)
Team Totals: 753-437-1,190

USUAL STARTING LINEUP

OFFENSE

WR	Derrick Mason (85)
TE	Erron Kinney (88)
LT	Brad Hopkins (72)
LG	Zach Piller (69)
C	Justin Hartwig (77)
RG	Benji Olson (75)
RT	Fred Miller (71)
TE	Frank Wycheck (89)
WR	Drew Bennett (83)
WR	Justin McCareins (86)
QB	Steve McNair (9)
RB	Eddie George (27)

DEFENSE

LE	Kevin Carter (93)
LT	Robaire Smith (98)
RT	Albert Haynesworth (92)
RE	Jevon Kearse (90)
LLB	Peter Sirmon (59)
MLB	Rocky Calmus (54)
RLB	Keith Bulluck (53)
LCB	Andre Dyson (22)
RCB	Samari Rolle (21)
SS	Tank Williams (25)
FS	Lance Schulters (31)

SPECIALISTS

K	Gary Anderson (1)
P	Craig Hentrich (15)

NFL Co-MVP: Steve McNair

Pro Bowl

All-Pro

GM: Floyd Reese; Head Coach: Jeff Fisher

Asst. Coaches: Mike Heimerdinger (off. coord.), Jim Schwartz (def. coord.), George Henshaw (asst. head coach/off.), Gunther Cunningham (asst. head coach defense/LB), Chuck Cecil (def. asst.), Ned James (off. asst.), Craig Johnson (QB), Alan Lowry (ST), Mike Munchak (OL), Sherman Smith (RB), Steve Walters (WR), Jim Washburn (DL), Steve Watterson (strength & rehab.), Everett Withers (DB)

AMERICAN FOOTBALL CONFERENCE STANDINGS

AFC EAST	W	L	T	Pct
New England	14	2	0	.875
Miami	10	6	0	.625
Buffalo	6	10	0	.375
N.Y. Jets	6	10	0	.375
AFC NORTH	W	L	T	Pct
Baltimore	10	6	0	.625
Cincinnati	8	8	0	.500
Pittsburgh	6	10	0	.375
Cleveland	5	11	0	.312
AFC SOUTH	W	L	T	Pct
Indianapolis	12	4	0	.750
* Tennessee	12	4	0	.750
Jacksonville	5	11	0	.312
Houston	5	11	0	.312
AFC WEST	W	L	T	Pct
Kansas City	13	3	0	.812
* Denver	10	6	0	.625
Oakland	4	12	0	.250
San Diego	4	12	0	.250

NATIONAL FOOTBALL CONFERENCE STANDINGS

NFC EAST	W	L	T	Pct
Philadelphia	12	4	0	.750
* Dallas	10	6	0	.625
Washington	5	11	0	.312
N.Y. Giants	4	12	0	.250
NFC NORTH	W	L	T	Pct
Green Bay	10	6	0	.625
Minnesota	9	7	0	.562
Chicago	7	9	0	.438
Detroit	5	11	0	.312
NFC SOUTH	W	L	T	Pct
Carolina	11	5	0	.688
New Orleans	8	8	0	.500
Tampa Bay	7	9	0	.438
Atlanta	5	11	0	.312
NFC WEST	W	L	T	Pct
St. Louis	12	4	0	.750
* Seattle	10	6	0	.625
San Francisco	7	9	0	.438
Arizona	4	12	0	.250

2002 SEASON (II-S REGULAR SEASON, I-I PLAYOFFS) • 1ST PLACE AFC SOUTH

DATE	OPPONENT	SCORE	W/L	ATT
Sep. 8	PHILADELPHIA	27-24	W	68,804
Sep. 15	at Dallas	13-21	L	62,527
Sep. 22	CLEVELAND	28-31*	L	68,804
Sep. 29	at Oakland	25-52	L	58,719
Oct. 6	WASHINGTON	14-31	L	68,804
Oct. 13	JACKSONVILLE	23-14	W	68,804
Oct. 20	BYE			
Oct. 27	at Cincinnati	30-24	W	52,822
Nov. 3	at Indianapolis	23-15	W	56,752
Nov. 10	HOUSTON	17-10	W	68,804
Nov. 17	PITTSBURGH	31-23	W	68,804
Nov. 24	at Baltimore	12-13	L	69,365
Dec. 1	at N.Y. Giants	32-29*	W	78,640
Dec. 8	INDIANAPOLIS	27-17	W	68,804
Dec. 16	NEW ENGLAND	24-7	W	68,809
Dec. 22	at Jacksonville	28-10	W	51,033
Dec. 29	at Houston	13-3	W	70,694
Jan. 11	PITTSBURGH	34-31*	W	68,809
Jan. 19	at Oakland	24-41	L	62,544

* Overtime

	TITANS	OPP
Total First Downs	312	297
Rushing	112	75
Passing	182	197
Penalty	18	25
3rd Down: Made/Att	94/216	76/202
3rd Down Pct.	43.5	37.6
4th Down: Made/Att	9/16	9/18
4th Down Pct.	56.3	50.0
Possession Avg.	32:47	27:13
Total Net Yards	5272	4964
Avg. Per Game	329.5	310.3
Total Plays	1032	974
Avg. Per Play	5.1	5.1
Net Yards Rushing	1952	1424
Avg. Per Game	122.0	89.0
Total Rushes	511	372
Avg. Per Play	3.8	3.8
Net Yards Passing	3320	3540
Avg. Per Game	207.5	221.3
Sacked/Yards Lost	21/121	40/213
Gross Yards	3441	3753
Att./Comp.	500/306	562/339
Completion Pct.	61.2	60.3
Had Intercepted	15	18
Punts/Average	66/41.3	77/41.6
Net Punting Avg.	66/33.9	77/36.2
Penalties/Yards	112/891	99/853
Fumbles/Ball Lost	20/10	22/11
Touchdowns	42	40
Rushing	16	7
Passing	22	27
Returns	4	6

BY PERIODS	1	2	3	4	OT	PTS
Titans	76	127	67	94	3	367
Opponents	72	71	68	110	3	324

SCORING	TD	RU	PA	RT	PAT	FG	S	TP
Nedney	0	0	0	0	36/36	25/31	0	111
George	14	12	2	0			0	86
Mason	5	0	5	0			0	30
K. Dyson	4	0	4	0			0	24
Simon	4	1	3	0			0	24
McNair	3	3	0	0			0	20
Bennett	2	0	2	0			0	12
McCareins	2	0	2	0			0	12
Wycheck	2	0	2	0			0	12
Bulluck	1	0	0	1			0	6
Coady	1	0	0	1			0	6
A. Dyson	1	0	0	1			0	6
Green	1	0	1	0			0	6
Meier	1	0	1	0			0	6
Simmon	1	0	0	1			0	6
Titans	42	16	22	4	36/36	25/31	0	367
Opponents	40	7	27	6	36/36	14/21	0	324

2-Pt Conversions: George, McNair, Titans 2-6, Opponents 3-4

RUSHING	No	Yds	Avg	Lg	TD
George	343	1165	3.4	35	12
McNair	82	440	5.4	26	3
Holcombe	47	242	5.1	39	0
Green	21	71	3.4	12	0
McCareins	2	18	9.0	16	0
Simon	9	18	2.0	13	1
Hentrich	1	5	5.0	5	0

PASSING	Att	Cmp	Pct	Yards	Yds/Att	TD	Int	Lg	Sk/Yds	Rating
McNair	492	301	61.2	3387	6.88	22	15	55	21/121	84.0
O'Donnell	5	3	60.0	24	4.80	0	0	0	0/0	72.1
Wycheck	2	1	50.0	13	6.50	0	0	13	0/0	70.8
Hentrich	1	1	100.0	17	17.0	0	0	17	0/0	118.8
Titans	500	306	61.2	3441	6.88	22	15	55	21/121	83.9
Opponents	562	339	60.3	3753	6.68	27	18	75	40/213	82.8

Comella	1	0	0.0	0	0
O'Donnell	3	-3	-1.0	-1	0
K. Dyson	2	-4	-2.0	5	0
Titans	511	1952	3.8	39	16
Opponents	372	1424	3.8	42	7

RECEIVING	No	Yds	Avg	Lg	TD
Mason	79	1012	12.8	40	5
K. Dyson	41	460	11.2	40	4
Wycheck	40	346	8.7	19	2
George	36	255	7.1	14t	2
Bennett	33	478	14.5	53	2
McCareins	19	301	15.8	55	2
Simon	16	167	10.4	42t	3
Kinney	13	173	13.3	31	0
Holcombe	10	91	9.1	18	0
Comella	10	70	7.0	17	0
Green	7	57	8.1	21	1
Meier	1	17	17.0	17t	1
Berlin	1	14	14.0	14	0
Titans	306	3441	11.2	55	22
Opponents	339	3753	11.1	75	27

INTERCEPTIONS	No	Yds	Avg	Lg	TD
Schulters	6	56	9.3	28	0
Simmon	3	88	29.3	32t	1
A. Dyson	3	27	9.0	16t	1
Rolle	2	0	0.0	0	0
Coady	1	24	24.0	24t	1
Bulluck	1	5	5.0	5	0
Williams	1	0	0.0	0	0
Mitchell	1	-2	-2.0	-2	0
Titans	18	198	11.0	32t	3
Opponents	15	179	11.9	82t	2

PUNTING	No	Yds	Avg	Net	TB	In	Lg	B
Hentrich	65	2725	41.9	33.9	5	28	56	1
Titans	66	2725	41.3	33.9	5	28	56	1
Opponents	77	3202	41.6	36.2	10	22	61	1

PUNT RETURNS	No	FC	Yds	Avg	Lg	TD
Simon	13	6	113	8.7	30	0
Mason	9	12	60	6.7	21	0
McCareins	6	4	44	7.3	16	0
Titans	28	22	217	7.8	30	0
Opponents	28	19	390	13.9	83t	3

KICKOFF RETURNS	No	Yds	Avg	Lg	TD
Simon	20	371	18.6	29	0
Berlin	13	260	20.0	32	0
McCareins	13	300	23.1	48	0
Kinney	3	41	13.7	25	0
Green	1	10	10.0	10	0
Titans	50	982	19.6	48	0
Opponents	74	1482	20.0	54	0

FIELD GOALS	1-19	20-29	30-39	40-49	50+
Nedney	0/0	9/9	10/12	5/8	1/2
Titans	0/0	9/9	10/12	5/8	1/2
Opponents	1/2	3/3	5/7	4/6	1/3

Nedney: (33G, 47G) (37G, 53G) () () () (40G, 26G, 33G, 32N) (33G, 28G, 46G) (28G, 34G, 39G) (49N, 24G) (39N, 43G) (32G, 37G, 40G, 21G) (54N, 38G) (35G, 29G) (45N, 28G) (46N) (28G, 26G)

Opponents: (30G) () (52N, 33G) (28G) (31G) () (44G) (46N) (51G) (31N, 37N) (26G, 43G) (38G, 36G, 19G) (44G, 44N) () (24G) (50N, 19N, 42G)

SACKS
Carter 10.0, C. Hall 8.0, Ford 3.5, Smith 2.5, Kearsse 2.0, Schulters 2.0, Simon 2.0, Thornton 2.0, Williams 2.0, Bulluck 1.0, A. Dyson 1.0, Godfrey 1.0, Haynesworth 1.0, J. Thomas 1.0

Titans 40.0, Opponents 21.0

TACKLES (Solo-Assists-Total)
Bulluck (116-64-180), Simmon (83-47-130), Schulters (75-19-94), Smith (41-32-73), Carter (42-29-71), Hall (43-27-70), Williams (55-14-69), A. Dyson (54-7-61), Haynesworth (31-24-55), Mitchell (40-11-51), Ford (24-21-45), Rolle (37-7-44), Godfrey (27-17-44), Thornton (21-23-44), Chamberlin (14-13-27), Echols (13-6-19), Thomas (11-5-16), Calmus (9-4-13), Aldridge (8-5-13), Coady (10-2-12), Kearsse (6-5-11), Morris (7-2-9), Boiman (1-5-6), Beckham (1-0-1), Kassell (0-1-1)

Team Totals: 769-390-1159

USUAL STARTING LINEUP

OFFENSE

WR Derrick Mason (85)
TE/FB Erron Kinney (88)/Greg Comella (33)
LT Brad Hopkins (72)
LG Zach Piller (69)
C Gennaro DiNapoli (64)
RG Benji Olson (75)
RT Fred Miller (71)
TE Frank Wycheck (89)
WR Kevin Dyson (87)
QB Steve McNair (9)
RB Eddie George (27)

DEFENSE

LE Kevin Carter (93)
LT John Thornton (78)
RT Henry Ford (92)
RE Carlos Hall (97)
LLB Peter Sirmon (59)
MLB Randall Godfrey (56)
RLB Keith Bulluck (53)
LCB Andre Dyson (22)
RCB Samari Rolle (21)
SS Tank Williams (25)
FS Lance Schulters (31)

SPECIALISTS

K Joe Nedney (6)
P Craig Hentrich (15)

Pro Bowl

All-Pro

GM: Floyd Reese; **Head Coach:** Jeff Fisher

Asst. Coaches: Mike Heimerdinger (off. coord.), Jim Schwartz (def. coord.), George Henshaw (asst. head coach/off.), Gunther Cunningham (asst. head coach defense/LB), Chuck Cecil (def. asst.), Ned James (off. asst.), Craig Johnson (QB), Alan Lowry (ST), Mike Munchak (OL), Sherman Smith (RB), Steve Walters (WR), Jim Washburn (DL), Steve Watterson (strength & rehab.), Everett Withers (DB)

AMERICAN FOOTBALL CONFERENCE STANDINGS

AFC EAST	W	L	T	Pct
N.Y. Jets	9	7	0	.562
New England	9	7	0	.562
Miami	9	7	0	.562
Buffalo	8	8	0	.500
AFC NORTH	W	L	T	Pct
Pittsburgh	10	5	1	.656
* Cleveland	9	7	0	.562
Baltimore	7	9	0	.438
Cincinnati	2	14	0	.125
AFC SOUTH	W	L	T	Pct
Tennessee	11	5	0	.688
* Indianapolis	10	6	0	.625
Jacksonville	6	10	0	.375
Houston	4	12	0	.250
AFC WEST	W	L	T	Pct
Oakland	11	5	0	.688
Denver	9	7	0	.562
San Diego	8	8	0	.500
Kansas City	8	8	0	.500

NATIONAL FOOTBALL CONFERENCE STANDINGS

NFC EAST	W	L	T	Pct
Philadelphia	12	4	0	.750
* N.Y. Giants	10	6	0	.625
Washington	7	9	0	.438
Dallas	5	11	0	.312
NFC NORTH	W	L	T	Pct
Green Bay	12	4	0	.750
Minnesota	6	10	0	.375
Chicago	4	12	0	.250
Detroit	3	13	0	.188
NFC SOUTH	W	L	T	Pct
Tampa Bay	12	4	0	.750
* Atlanta	9	6	1	.594
New Orleans	9	7	0	.562
Carolina	7	9	0	.438
NFC WEST	W	L	T	Pct
San Francisco	10	6	0	.625
St. Louis	7	9	0	.438
Seattle	7	9	0	.438
Arizona	5	11	0	.312

* Wild Card for Playoffs



2001 SEASON (7-9 REGULAR SEASON) • 3RD PLACE AFC CENTRAL (TIED)

DATE	OPPONENT	SCORE	W/L	ATT
Sep. 9	MIAMI	23-31	L	68,798
Sep. 23	at Jacksonville	6-13	L	65,994
Sep. 30	BYE			
Oct. 7	at Baltimore	7-26	L	69,494
Oct. 14	TAMPA BAY	31-28*	W	68,798
Oct. 21	at Detroit	27-24	W	76,940
Oct. 29	at Pittsburgh	7-34	L	63,763
Nov. 4	JACKSONVILLE	28-24	W	68,798
Nov. 12	BALTIMORE	10-16	L	68,798
Nov. 18	at Cincinnati	20-7	W	63,865
Nov. 25	PITTSBURGH	24-34	L	68,801
Dec. 2	at Cleveland	31-15	W	72,818
Dec. 9	at Minnesota	24-42	L	64,271
Dec. 16	GREEN BAY	26-20	W	68,804
Dec. 22	at Oakland	13-10	W	61,934
Dec. 30	CLEVELAND	38-41	L	68,798
Jan. 6	CINCINNATI	21-23	L	68,798

* Overtime

	TITANS	OPP
Total First Downs	288	300
Rushing	87	79
Passing	179	192
Penalty	22	29
3rd Down: Made/Att	98/233	74/212
3rd Down Pct.	42.1	34.9
4th Down: Made/Att	2/15	7/14
4th Down Pct.	13.3	50.0
Possession Avg.	31:29	28:31
Total Net Yards	5352	5515
Avg. Per Game	334.5	344.7
Total Plays	1026	996
Avg. Per Play	5.2	5.5
Net Yards Rushing	1794	1431
Avg. Per Game	112.1	89.4
Total Rushes	468	405
Avg. Per Play	3.8	3.5
Net Yards Passing	3558	4084
Avg. Per Game	222.4	255.3
Sacked/Yards Lost	43/309	32/175
Gross Yards	3867	4259
Att./Comp.	515/307	559/328
Completion Pct.	59.6	58.7
Had Intercepted	17	13
Punts/Average	85/42.0	82/41.3
Net Punting Avg.	85/37.0	82/35.7
Penalties/Yards	119/1025	88/832
Fumbles/Ball Lost	18/11	21/11
Touchdowns	39	46
Rushing	12	17
Passing	23	27
Returns	4	2

BY PERIODS	1	2	3	4	OT	PTS
Titans	84	73	90	86	3	336
Opponents	61	127	74	126	0	388

SCORING	TD	RU	PA	RT	PAT	FG	S	TP
Nedney	0	0	0	0	34/35	20/28	0	94
Mason	10	0	9	1			0	62
K. Dyson	7	0	7	0			0	44
George	5	5	0	0			0	30
McNair	5	5	0	0			0	30
Wycheck	4	0	4	0			0	24
Green	2	1	1	0			0	12
Mitchell	2	0	0	2			0	12
Bennett	1	0	1	0			0	8
Hicks	1	1	0	0			0	6
Kinney	1	0	1	0			0	6
Myers	1	0	0	1			0	6
Fisk	0	0	0	0			1	2
Titans	38	12	23	4	34/35	20/28	1	336
Opponents	46	17	27	2	44/44	22/29	0	388

2-Pt Conversions: Mason, K. Dyson, Bennett, Titans 3-4, Opponents 1-2

RUSHING	No	Yds	Avg	Lg	TD
George	315	939	3.0	27	5
McNair	75	414	5.5	24	5
Hicks	56	341	6.1	51	1
Green	15	71	4.7	21	1
O'Donnell	6	28	4.7	15	0
Wycheck	1	1	1.0	1	0
Titans	468	1794	3.8	51	12
Opponents	405	1431	3.5	48t	17

PASSING	Att	Cmp	Pct	Yards	Yds/Att	TD	Int	Lg	Sk/Yds	Rating
McNair	431	264	61.3	3350	7.77	21	12	71t	37/251	90.2
O'Donnell	76	42	55.3	496	6.53	2	2	35t	6/58	73.1
Volek	3	0	0.0	0	0.00	0	0	0	0/0	39.6
Green	2	0	0.0	0	0.00	0	2	0	0/0	0.0
Hentrich	2	0	0.0	0	0.00	0	1	0	0/0	0
Wycheck	1	1	100.0	21	21.00	0	0	21	0/0	118.8
Titans	515	307	59.6	3867	7.51	23	17	71t	43/309	84.2
Opponents	559	328	58.7	4259	7.62	27	13	78	32/175	89.1

RECEIVING	No	Yds	Avg	Lg	TD
Mason	73	1128	15.5	71t	9
Wycheck	60	672	11.2	30	4
K. Dyson	54	825	15.3	68t	7
George	37	279	7.5	25	0
Kinney	25	263	10.5	24	1
Bennett	24	329	13.7	50	1
Green	12	64	5.3	10	1
Sanders	5	74	14.8	22	0
Hicks	5	22	4.4	9	0
McCareins	3	88	29.3	36	0
Meier	3	31	10.3	18	0
Natkin	2	42	21.0	27	0
Berlin	2	28	14.0	19	0
Coleman	1	19	19.0	19	0
Ours	1	3	3.0	3	0
Titans	307	3867	12.6	71t	23
Opponents	328	4259	13.0	78	27

INTERCEPTIONS	No	Yds	Avg	Lg	TD
A. Dyson	3	36	12.0	36	0
Rolle	3	3	1.0	3	0
Bulluck	2	21	10.5	21	0
Robinson	2	13	6.5	13	0
Godfrey	1	5	5.0	5	0
Booker	1	0	0.0	0	0
Favors	1	0	0.0	0	0
Titans	13	78	6.0	36	0
Opponents	17	163	9.6	45t	2

PUNTING	No	Yds	Avg	Net	TB	In	Lg	B
Hentrich	85	3567	42.0	37.0	8	28	70	0
Titans	85	3567	42.0	37.0	8	28	70	0
Opponents	82	3388	41.3	35.7	9	25	58	1

PUNT RETURNS	No	FC	Yds	Avg	Lg	TD
Mason	20	19	128	6.4	20	0
J. Walker	14	4	125	8.9	36	0
McCareins	2	0	29	14.5	18	0
Titans	36	23	282	7.8	36	0
Opponents	36	20	264	7.3	31	0

KICKOFF RETURNS	No	Yds	Avg	Lg	TD
Mason	34	748	22.0	101t	1
Berlin	13	253	19.5	32	0
Coleman	11	251	22.8	34	0
McCareins	4	70	17.5	21	0
J. Walker	3	33	11.0	19	0
Green	2	20	10.0	12	0
Bennett	1	11	11.0	11	0
Kinney	1	13	13.0	13	0
Long	1	10	10.0	10	0
Rolle	1	3	3.0	3	0
Titans	71	1413	19.9	101t	1
Opponents	57	1418	24.9	81	0

FIELD GOALS	1-19	20-29	30-39	40-49	50+
Nedney	0/0	6/6	5/5	8/15	1/2
Titans	0/0	6/6	5/5	8/15	1/2
Opponents	0/0	4/4	15/17	2/7	1/1

Nedney: (51G) (47N, 22G, 43G) (46N) (44G, 45G, 47N, 49G) (38G, 4G, 30G, 46G) (48N) (51N, 46G) (48N, 27G) (41G, 37G) (49G) (29G) (37G) (44N, 24G) (22G, 21G) (31G) ()
Opponents: (37G) (35G, 37N, 39G) (26G, 25G) () (40B, 23G) (48N, 42G, 27G) (38G) (31G, 33G, 30G) () (39G, 47N, 37G) () (33G, 54G) (40N, 35G, 33N, 42N) (30G, 44G) (30G, 33G, 34G)

SACKS
 Kearse 10.0, Evans 5.5, Fisk 2.5, Carter 2.0, Rolle 2.0, Smith 2.0, Favors 1.5, Morris 1.5, Bulluck 1.0, Chamberlin 1.0, Ford 1.0, Godfrey 1.0, Robinson 1.0
Titans 32.0, Opponents 43.0

TACKLES (Solo-Assists-Total)
 Godfrey (79-32-111), Robinson (58-43-101) Phenix (63-24-87), Evans (53-24-77), Fisk (38-30-68), Kearse (39-25-64), Bulluck (35-29-64), Carter (39-22-61), Favors (34-27-61), A. Dyson (52-6-58), Rolle (52-4-56), Morris (34-12-46), Ford (24-20-44), Jenkins (12-3-15), Porter (26-5-31), Bishop (22-5-27), Mitchell (22-3-25), Salave'a (6-12-18), J. Walker (8-9-17), Smith (8-8-16), Chamberlin (12-3-15), Booker (6-2-8), Myers (2-2-4), Thomas (2-1-3), Green (1-0-1)
Team Totals: 751-352-1103

USUAL STARTING LINEUP

OFFENSE

WR Derrick Mason (85)
 TE/FB Erron Kinney (88)
 LT Brad Hopkins (72)
 LG Zach Piller (69)
C Bruce Matthews (74)
 RG Benji Olson (75)
 RT Fred Miller (71)
 TE Frank Wycheck (89)
 WR Kevin Dyson (87)
 QB Steve McNair (9)
 RB Eddie George (27)

DEFENSE

LE Kevin Carter (93)
 LT Josh Evans (91)
 RT Jason Fisk (97)
RE Jevon Kearse (90)
 LLB Greg Favors (51)
 MLB Randall Godfrey (56)
 RLB Eddie Robinson (55)
 LCB Andre Dyson (22)
 RCB Samari Rolle (21)
 SS Aric Morris (28)
 FS Perry Phenix (35)

SPECIALISTS

K Joe Nedney (6)
 P Craig Hentrich (15)

Pro Bowl

All-Pro

GM: Floyd Reese; **Head Coach:** Jeff Fisher
Asst. Coaches: Mike Heimerdinger (off. coord.), Jim Schwartz (def. coord.), George Henshaw (asst. head coach/off.), Gunther Cunningham (asst. head coach defense/LB), Chuck Cecil (def. asst.), Craig Johnson (off. asst.), Alan Lowry (ST), Mike Munchak (OL), Sherman Smith (RB), Steve Walters (WR), Jim Washburn (DL), Steve Watterson (strength & rehab.), Everett Withers (DB)

AMERICAN FOOTBALL CONFERENCE STANDINGS

AFC EAST	W	L	T	Pct
New England	11	5	0	.688
* Miami	11	5	0	.688
* N.Y. Jets	10	6	0	.625
Indianapolis	6	10	0	.375
Buffalo	3	13	0	.188
AFC CENTRAL	W	L	T	Pct
Pittsburgh	13	3	0	.812
* Baltimore	10	6	0	.625
Cleveland	7	9	0	.438
Tennessee	7	9	0	.438
Jacksonville	6	10	0	.375
Cincinnati	6	10	0	.375
AFC WEST	W	L	T	Pct
Oakland	10	6	0	.625
Seattle	9	7	0	.562
Denver	8	8	0	.500
Kansas City	6	10	0	.375
San Diego	5	11	0	.312

NATIONAL FOOTBALL CONFERENCE STANDINGS

NFC EAST	W	L	T	Pct
Philadelphia	11	5	0	.688
Washington	8	8	0	.500
N.Y. Giants	7	9	0	.438
Arizona	7	9	0	.438
Dallas	5	11	0	.312
NFC CENTRAL	W	L	T	Pct
Chicago	13	3	0	.812
* Green Bay	12	4	0	.750
* Tampa Bay	9	7	0	.562
Minnesota	5	11	0	.312
Detroit	2	14	0	.125
NFC WEST	W	L	T	Pct
St. Louis	14	2	0	.875
* San Francisco	12	4	0	.750
New Orleans	7	9	0	.438
Atlanta	7	9	0	.438
Carolina	1	15	0	.062

* Wild Card for Playoffs



2000 SEASON (13-3 REGULAR SEASON, 0-1 PLAYOFFS) • 1ST PLACE AFC CENTRAL

DATE	OPPONENT	SCORE	W/L	ATT
Sep. 3	at Buffalo	13-16	L	77,492
Sep. 10	KANSAS CITY	17-14*	W	68,203
Sep. 17	BYE			
Sep. 24	at Pittsburgh	23-20	W	51,769
Oct. 1	NY GIANTS	28-14	W	68,341
Oct. 8	at Cincinnati	23-14	W	63,406
Oct. 16	JACKSONVILLE	27-13	W	68,498
Oct. 22	at Baltimore	14-6	W	69,200
Oct. 30	at Washington	27-21	W	83,472
Nov. 5	PITTSBURGH	9-7	W	68,498
Nov. 12	BALTIMORE	23-24	L	68,490
Nov. 19	CLEVELAND	24-10	W	68,498
Nov. 26	at Jacksonville	13-16	L	65,454
Dec. 3	at Philadelphia	15-13	W	65,639
Dec. 10	CINCINNATI	35-3	W	68,498
Dec. 17	at Cleveland	24-0	W	72,318
Dec. 25	DALLAS	31-0	W	68,498
Jan. 7	BALTIMORE	10-24	L	68,527

* Overtime

	TITANS	OPP
Total First Downs	299	215
Rushing	107	62
Passing	167	134
Penalty	25	19
3rd Down: Made/Att	97/228	68/221
3rd Down Pct.	42.5	30.8
4th Down: Made/Att	4/11	1/12
4th Down Pct.	36.4	8.3
Possession Avg.	33:48	26:12
Total Net Yards	5350	3814
Avg. Per Game	334.4	238.4
Total Plays	1036	908
Avg. Per Play	5.2	4.2
Net Yards Rushing	2085	1390
Avg. Per Game	130.3	86.9
Total Rushes	546	387
Net Yards Passing	3265	2424
Avg. Per Game	204.1	151.5
Sacked/Yards Lost	28/165	55/337
Gross Yards	3430	2761
Att./Comp.	462/286	466/242
Completion Pct.	61.9	51.9
Had Intercepted	16	17
Punts/Average	76/40.8	105/42.7
Net Punting Avg.	76/36.3	105/35.0
Penalties/Yards	107/870	97/778
Fumbles/Ball Lost	24/14	39/13
Touchdowns	38	20
Rushing	14	7
Passing	18	10
Returns	6	3

BY PERIODS	1	2	3	4	OT	PTS
Titans	65	111	75	92	3	346
Opponents	36	50	30	75	0	191

SCORING	TD	RU	PA	RT	PAT	FG	S	TP
Del Greco	0	0	0	0	37/38	27/33	0	118
George	16	14	2	0			0	96
Mason	6	0	5	1			0	36
Wycheck	4	0	4	0			0	24
Neal	2	0	2	0			0	12
Thigpen	2	0	2	0			0	12
Bulluck	1	0	0	1			0	6
K.Dyson	1	0	1	0			0	6
Ford	1	0	0	1			0	6
Godfrey	1	0	0	1			0	6
Kinney	1	0	1	0			0	6
Phenix	1	0	0	1			0	6
Rolle	1	0	0	1			0	6
Thomas	1	0	1	0			0	6
Hentrich	0	0	0	0	0/0	0/1	0	0
Titans	38	14	18	6	37/38	27/34	0	346
Opponents	20	7	10	3	20/20	17/22	0	191

2-Pt Conversions: Titans 0-0, Opponents 0-0

RUSHING	No	Yds	Avg	Lg	TD
George	403	1509	3.7	35t	14
McNair	71	404	5.7	25	0
Thomas	61	175	2.9	20	0
Mason	1	1	1.0	1	0
Neal	1	-2	-2.0	-2	0
O'Donnell	9	-2	-2	4	0
Titans	546	2085	3.8	35t	14
Opponents	387	1390	3.6	80t	7

PASSING	Att	Cmp	Pct	Yards	Yds/Att	TD	Int	Lg	Sk/Yds	Rating
McNair	396	248	62.6	2847	7.19	15	13	56t	24/141	83.2
O'Donnell	64	36	56.3	530	8.28	2	3	67	3/23	74.3
Wycheck	2	2	100.0	53	26.50	1	0	30t	0/0	158.3
Titans	462	286	61.9	3430	7.42	18	16	67	28/165	83.2
Opponents	466	242	51.9	2761	5.92	10	17	48	55/337	62.0

RECEIVING	No	Yds	Avg	Lg	TD
Wycheck	70	636	9.1	26	4
Mason	63	895	14.2	34	5
George	50	453	9.1	24	2
Sanders	33	536	16.2	54	0
Kinney	19	197	10.4	19	1
Thigpen	15	289	19.3	56t	2
Pickens	10	242	24.2	67	0
Neal	9	31	3.4	8	2
Thomas	8	35	4.4	9t	1
Dyson	6	104	17.3	30t	1
Roan	3	12	4.0	6	0
Titans	286	3430	12.0	67	18
Opponents	242	2761	11.4	48	10

INTERCEPTIONS	No	Yds	Avg	Lg	TD
Rolle	7	140	20.0	81t	1
Sidney	3	19	6.3	19	0
Godfrey	2	25	12.5	24t	1
D. Walker	2	4	2.0	4	0
Phenix	1	87	87.0	87t	1
Bulluck	1	8	8.0	8t	1
Booker	1	2	2.0	2	0
Titans	17	285	16.8	87t	4
Opponents	16	236	14.8	42t	3

PUNTING	No	Yds	Avg	Net	TB	In	Lg	B
Hentrich	76	3101	40.8	36.3	9	33	67	0
Titans	76	3101	40.8	36.3	9	33	67	0
Opponents	105	4484	42.7	35.0	7	30	64	0

PUNT RETURNS	No	FC	Yds	Avg	Lg	TD
Mason	51	17	662	13.0	69t	1
Thigpen	1	1	9	9.0	9	0
D.Walker	1	0	0	0.0	0	0
Titans	53	18	671	12.7	69t	1
Opponents	28	21	160	5.7	20	0

KICKOFF RETURNS	No	Yds	Avg	Lg	TD
Mason	42	1132	27.0	66	0
Coleman	2	54	27.0	27	0
Leach	1	10	10.0	10	0
Neal	1	15	15.0	15	0
Thornton	1	16	16.0	16	0
Titans	47	1227	26.1	66	0
Opponents	76	1587	20.9	38	0

FIELD GOALS	1-19	20-29	30-39	40-49	50+
Del Greco	0/0	13/15	7/8	6/9	1/1
Hentrich	0/0	0/0	0/0	0/0	0/1
Titans	0/0	13/15	7/8	6/9	1/2
Opponents	0/0	5/5	6/8	6/7	0/2

Del Greco:(38G, 27G) (36G) (24G, 40G, 40G) (46N) (22G, 41G
33N, 34G) (26G, 44N, 28G) () (46G, 21G) (21G, 24N, 31G, 29G
(23G, 43N) (22G) (30G, 38G, 28N) (26G, 42G, 22G, 44G, 50G)
() (33G) (21G)

Hentrich: (60N) ○ ○ ○ ○ ○ ○ ○ ○ ○ ○ ○ ○ ○ ○ ○ ○

Opponents: (51N, 42G, 41G, 33G) (36N) (32G, 32G, 50N) ()
(35B, 46N) (23G, 45G) (21G, 38G) () () (45G) (38G) (27G, 20G,
38G) (23G, 40G) (45G) () ()

SACKS

Kearse 11.5, Holmes 8.0, Favors 5.5, Robinson 4.0, Salave'a 4.0, Thornton 4.0, Embray 3.5, Godfrey 3.0, Bishop 2.5, Smith 2.5, Fisk 2.0, Ford 2.0, Rolle 1.5, Killens 1.0

Titans 55.0, Opponents 28.0

TACKLES (Solo-Assists-Total)

Godfrey (97-72-169), Bishop (76-29-105), Robertson (62-30-92), Robinson (59-32-91), Kearse (53-31-84), Fisk (41-35-76), Holmes (44-29-73), Favors (37-24-61), Thornton (27-28-55), Ford (28-19-47), Salave'a (22-21-43), Walker (40-4-34), Rolfe (27-15-42), Phenix (20-2-25), Sidney (15-6-21), Bulluck (13-8-21), Booker (11-9-20), Embray (7-9-16), Myers (8-3-11), McCullough (6-2-8), Smith (4-2-6), Chamberlin (0-2-2), Killens (2-0-2), Morris (0-1-1)

Team Totals: 693-416-1109

USUAL STARTING LINEUP

OFFENSE

WR	Derrick Mason (85)
LT	Brad Hopkins (72)
LG	Bruce Matthews (74)
C	Kevin Long (60)
RG	Benji Olson (75)
RT	Fred Miller (71)
TE	Frank Wycheck (89)
WR	Chris Sanders (81)
QB	Steve McNair (9)
RB	Eddie George (27)
FB	Lorenzo Neal (41)

DEFENSE

LE	Jevon Kearse (90)
LT	John Thornton (78)
RT	Jason Fisk (97)
RE	Kenny Holmes (99)
LLB	Greg Favors (51)
MLB	Randall Godfrey (56)
RLB	Eddie Robinson (55)
LCB	Denard Walker (25)
RCB	Samari Rolle (21)
SS	Blaine Bishop (23)
FS	Marcus Robertson (31)

SPECIALISTS

K	Al Del Greco (3)
P	Craig Hentrich (15)

Pro Bowl

All-Pro

GM: Floyd Reese: **Head Coach:** Jeff Fisher

Asst. Coaches: Mike Heimerdinger (off. coord.), Gregg Williams (def. coord.), George Henshaw (asst. head coach/off.), Jerry Gray (DB), Craig Johnson (off. asst.), Alan Lowry (ST), Mike Muchnak (OL), Jim Schwartz (LB), Sherman Smith (RB), Ronnie Vinklarek (def. asst.), Steve Walters (WR), Jim Washburn (DL), Steve Watterson (strength & rehab.)

AMERICAN FOOTBALL CONFERENCE STANDINGS

AFC EAST	W	L	T	Pct
Miami	11	5	0	.688
* Indianapolis	10	6	0	.625
N.Y. Jets	9	7	0	.563
Buffalo	8	8	0	.500
New England	5	11	0	.313
AFC CENTRAL	W	L	T	Pct
Tennessee	13	3	0	.813
* Baltimore	12	4	0	.750
Pittsburgh	9	7	0	.563
Jacksonville	7	9	0	.438
Cincinnati	4	12	0	.250
Cleveland	3	13	0	.188
AFC WEST	W	L	T	Pct
Oakland	12	4	0	.750
* Denver	11	5	0	.688
Kansas City	7	9	0	.438
Seattle	6	10	0	.375
San Diego	1	15	0	.063

NATIONAL FOOTBALL CONFERENCE STANDINGS

	W	L	T	Pct
NFC EAST				
N.Y. Giants	12	4	0	.750
* Philadelphia	11	5	0	.688
Washington	8	8	0	.500
Dallas	5	11	0	.313
Arizona	3	13	0	.188
NFC CENTRAL	W	L	T	Pct
Minnesota	11	5	0	.688
* Tampa Bay	10	6	0	.625
Green Bay	9	7	0	.563
Detroit	9	7	0	.563
Chicago	5	11	0	.313
NFC WEST	W	L	T	Pct
New Orleans	10	6	0	.625
* St. Louis	10	6	0	.625
Carolina	7	9	0	.438
San Francisco	6	10	0	.375
Atlanta	4	12	0	.250

* Wild Card for Playoffs

1999 SEASON (13-3 REGULAR SEASON, 3-1 PLAYOFFS) • 2ND PLACE AFC CENTRAL

DATE	OPPONENT	SCORE	W/L	ATT
Sep. 12	CINCINNATI	36-35	W	65,272
Sep. 19	CLEVELAND	26-9	W	65,904
Sep. 26	at Jacksonville	20-19	W	61,502
Oct. 3	at San Francisco	22-24	L	67,447
Oct. 10	BALTIMORE	14-11	W	65,486
Oct. 17	at New Orleans	24-21	W	51,875
Oct. 24	BYE			
Oct. 31	ST. LOUIS	24-21	W	66,415
Nov. 7	at Miami	0-17	L	74,109
Nov. 14	at Cincinnati	24-14	W	46,017
Nov. 21	PITTSBURGH	16-10	W	66,619
Nov. 28	at Cleveland	33-21	W	72,008
Dec. 5	at Baltimore	14-41	L	67,854
Dec. 9	OAKLAND	21-14	W	66,357
Dec. 19	ATLANTA	30-17	W	66,196
Dec. 26	JACKSONVILLE	41-14	W	66,641
Jan. 2	at Pittsburgh	47-36	W	48,025
Jan. 8	BUFFALO	22-16	W	66,782
Jan. 16	at Indianapolis	19-16	W	57,097
Jan. 23	at Jacksonville	33-14	W	75,206
Jan. 30	ST. LOUIS	16-23	L	72,625

* Overtime

	TITANS	OPP
Total First Downs	294	300
Rushing	109	81
Passing	167	193
Penalty	18	26
3rd Down: Made/Att	83/217	70/200
3rd Down Pct.	38.2	35.0
4th Down: Made/Att	7/12	4/14
4th Down Pct.	58.3	28.6
Possession Avg.	31:30	28:30
Total Net Yards	5296	5245
Avg. Per Game	331.0	327.8
Total Plays	1011	994
Avg. Per Play	5.2	5.3
Net Yards Rushing	1811	1550
Avg. Per Game	113.2	96.9
Total Rushes	459	383
Net Yards Passing	3485	3695
Avg. Per Game	217.8	230.9
Sacked/Yards Lost	25/137	54/305
Gross Yards	3622	4000
Att./Comp.	527/304	557/312
Completion Pct.	57.7	56.0
Had Intercepted	13	16
Punts/Average	90/42.5	80/42.9
Net Punting Avg.	90/38.1	80/37.2
Penalties/Yards	114/1069	128/1010
Fumbles/Ball Lost	17/9	39/24
Touchdowns	46	39
Rushing	19	8
Passing	23	26
Returns	4	5

BY PERIODS	1	2	3	4	OT	PTS
Titans	113	97	85	97	0	392
Opponents	44	93	103	84	0	324

SCORING	TD	RU	PA	RT	PAT	FG	S	TP
Del Greco	0	0	0	0	43/43	21/25	0	106
E. George	13	9	4	0			0	78
McNair	8	8	0	0			0	48
Dyson	4	0	4	0			0	24
Thigpen	4	0	4	0			0	24
Neal	3	1	2	0			0	18
Roan	3	0	3	0			0	18
Byrd	2	0	2	0			0	12
Wycheck	2	0	2	0			0	12
Harris	1	0	1	0			0	8
Kearse	1	0	0	1			0	6
Mason	1	0	0	1			0	6
Mitchell	1	0	0	1			0	6
Sanders	1	0	1	0			0	6
Thomas	1	1	0	0			0	6
Walker	1	0	0	1			0	6
Thornton	0	0	0	0			1	2
Titans	46	19	23	4	43/43	21/25	4	392
Opponents	39	8	26	5	33/33	15/22	2	324

2-Pt Conversions: Harris, Titans 1-3, Opponents 4-6

RUSHING	No	Yds	Avg	Lg	TD
E. George	320	1304	4.1	40	9
McNair	72	337	4.7	38	8
Thomas	43	164	3.8	22	1
Dyson	1	3	3.0	3	0
Hentrich	2	1	0.5	1	0

PASSING	Att	Cmp	Pct	Yards	Y
McNair	331	187	56.5	2179	
O'Donnell	195	116	59.5	1382	
Wycheck	1	1	100.0	61	
Titans	527	304	57.7	3622	
Opponents	557	312	56.0	4000	

Neal	2	1	0.5	1t	1
O'Donnell	19	1	0.1	4	0
Titans	459	1811	3.9	40	19
Opponents	383	1550	4.0	72	8

RECEIVING	No	Yds	Avg	Lg	TD
Wycheck	69	641	9.3	35	2
Dyson	54	658	12.2	47t	4
E. George	47	458	9.7	54t	4
Thigpen	38	648	17.1	35	4
Harris	26	297	11.4	62t	1
Sanders	20	336	16.8	48t	1
Byrd	14	261	18.6	65t	2
Roan	9	93	10.3	24t	3
Thomas	9	72	8.0	26	0
Mason	8	89	11.1	31	0
Neal	7	27	3.9	8	2
Kent	3	42	14.0	25	0
Titans	304	3622	11.9	65t	23
Opponents	312	4000	12.8	78t	26

INTERCEPTIONS	No	Yds	Avg	Lg	TD
Rolle	4	65	16.3	30	0
Sidney	3	12	4.0	7	0
Holmes	2	17	8.5	19	0
Dorsett	1	43	43.0	43	0
Mitchell	1	42	42.0	42t	1
Bowden	1	29	29.0	29	0
Walker	1	27	27.0	27	0
Fisk	1	17	17.0	17	0
Robertson	1	3	3.0	3	0
Jackson	1	2	2.0	2	0
Titans	16	257	16.1	43	1
Opponents	13	227	17.5	47t	2

PUNTING	No	Yds	Avg	Net	TB	In	Lg	B
Hentrich	90	3824	42.5	38.1	3	35	78	0
Titans	90	3824	42.5	38.1	3	35	78	0
Opponents	80	3435	42.9	37.2	5	25	72	2

PUNT RETURNS	No	FC	Yds	Avg	Lg	TD
Mason	26	15	225	8.7	65t	1
Preston TM	8	2	59	7.4	12	0
Byrd	2	0	8	4.0	8	0
S. George	1	0	18	18.0	18	0
Rolle	1	0	23	23.0	23	0
Sidney	1	0	4	4.0	4	0
Thigpen	1	0	21	21.0	21	0
Titans	40	17	358	9.0	65t	1
Opponents	45	22	335	7.4	32	0

KICKOFF RETURNS	No	Yds	Avg	Lg	TD
Mason	41	805	19.6	41	0
Preston TM	5	119	23.8	29	0
S. George	4	63	15.8	22	0
Byrd	2	16	8.0	9	0
Kent	2	24	12.0	13	0
Neal	2	15	7.5	14	0
Titans	56	1042	18.6	41	0
Opponents	76	1596	21.0	99t	2

FIELD GOALS	1-19	20-29	30-39	40-49	50+
Del Greco	1/1	8/8	7/9	4/6	1/1
Titans	1/1	8/8	7/9	4/6	1/1
Opponents	0/0	4/4	4/7	6/9	1/2

Del Greco: (50G, 33G) (35G, 44N) (44G, 48G) (21G, 22G, 28G) (42N, 19G) (27G) (33N) (26G) () (27G, 31G, 37N) (39G, 33G) () (38G, 27G, 43N) (30G, 20G) (42G)

Opponents: (33G, 38G) (41G) (42G) (39G) (44G, 46G, 50G) (24G, 42G) (54N, 38N) (43N, 46G) (32N) (44N, 24G) () (21G, 27G) (32N, 45N) (32G) () ()

SACKS

Kearse 14.5, Robinson 6.0, Ford 5.5, Thornton 4.5, Fisk 4.0,
Holmes 4.0, Bowden 3.5, Evans 3.5. Rolle 3.0, Bishop 2.5,
Jones 1.0, Frederick 0.5, Jackson 0.5, Robertson 0.5, Wortham
0.5

Titans 54.0, Opponents 25.0

TACKLES (Solo-Assists-Total)

Bishop (80-33-113), Robinson (84-49-113), Robertson (64-28-92), Kearse (59-26-85), Bowden (54-27-81), Wortham (50-31-81), Fisk (41-39-80), Rolle (57-13-70), Walker (47-9-56), Evans (26-28-54), Ford (26-15-41), Phenix (32-7-39), Sidney (34-5-39), Holmes (20-18-36), Thornton (23-10-33), Killens (13-12-25), Jackson (18-4-22), Colman (12-9-21), Jones (12-7-19), Dorsett (10-1-11), Frederick (2-8-10), Salave'a (4-6-10), Mitchell (6-1-7), McCullough (3-0-3)

Team Totals: 760-383-1143

USUAL STARTING LINEUP

OFFENSE

WR	Kevin Dyson (87)
LT	Brad Hopkins (72)
LG	Bruce Matthews (74)
C	Kevin Long (60)
RG	Benji Olson (75)
RT	Jon Runyan (69)
TE	Frank Wycheck (89)
WR	Yancey Thigpen (82)
QB	Steve McNair (9)
RB	Eddie George (27)
FB	Lorenzo Neal (41)

DEFENSE

LE	Jevon Kearse (90)
LT	Josh Evans (91)
RT	Jason Fisk (97)
RE	Kenny Holmes (99)
LLB	Eddie Robinson (55)
MLB	Barron Wortham (52)
RLB	Joe Bowden (58)
LCB	Denard Walker (25)
RCB	Samari Rolle (21)
SS	Blaine Bishop (23)
FS	Marcus Robertson (31)

SPECIALISTS

K	Al Del Greco (3)
P	Craig Hentrich (15)

Pro Bowl

All-Pro

GM: Floyd Reese; **Head Coach:** Jeff Fisher

Asst. Coaches: George Henshaw (asst. head coach/ run game), Les Steckel (off. coord.), Gregg Williams (def. coord.), Bart Andrus (QB), O'Neill Gilbert (LB), Jerry Gray (DB), Alan Lowry (ST), Mike Munchak (OL), Jim Schwartz (def. asst.), Sherman Smith (RB), Steve Walters (WR), Jim Washburn (DL), Steve Watterson (strength & rehab.)

AMERICAN FOOTBALL CONFERENCE STANDINGS

AFC EAST	W	L	T	Pct
Indianapolis	13	3	0	.813
* Buffalo	11	5	0	.688
* Miami	9	7	0	.563
N.Y. Jets	8	8	0	.500
New England	8	8	0	.500
AFC CENTRAL	W	L	T	Pct
Jacksonville	14	2	0	.875
* Tennessee	13	3	0	.813
Baltimore	8	8	0	.500
Pittsburgh	6	10	0	.375
Cincinnati	4	12	0	.250
Cleveland	2	14	0	.125
AFC WEST	W	L	T	Pct
Seattle	9	7	0	.563
Kansas City	9	7	0	.563
Oakland	8	8	0	.500
San Diego	8	8	0	.500
Denver	6	10	0	.375

NATIONAL FOOTBALL CONFERENCE STANDINGS

NFC EAST	W	L	T	Pct
Washington	10	6	0	.625
* Dallas	8	8	0	.500
N.Y. Giants	7	9	0	.438
Arizona	6	10	0	.375
Philadelphia	5	11	0	.313
NFC CENTRAL	W	L	T	Pct
Tampa Bay	11	5	0	.688
* Minnesota	10	6	0	.625
* Detroit	8	8	0	.500
Green Bay	8	8	0	.500
Chicago	6	10	0	.375
NFC WEST	W	L	T	Pct
St. Louis	13	3	0	.813
Carolina	8	8	0	.500
Atlanta	5	11	0	.313
San Francisco	4	12	0	.250
New Orleans	3	13	0	.188

* Wild Card for Playoffs

1998 SEASON (8-8 REGULAR SEASON) • 2ND PLACE AFC CENTRAL

DATE	OPPONENT	SCORE	W/L	ATT
Sep. 6	at Cincinnati	23-14	W	55,848
Sep.13	SAN DIEGO	7-13	L	41,089
Sep. 20	at New England	16-27	L	59,973
Sep. 27	JACKSONVILLE	22-27	L	34,656
Oct. 4	BYE			
Oct. 11	at Baltimore	12-8	W	68,561
Oct. 18	CINCINNATI	44-14	W	33,288
Oct. 25	CHICAGO	20-23	L	40,089
Nov. 1	at Pittsburgh	41-31	W	58,222
Nov. 8	at Tampa Bay	31-22	W	65,054
Nov. 15	PITTSBURGH	23-14	W	41,104
Nov. 22	NY JETS	3-24	L	37,084
Nov. 29	at Seattle	18-20	L	59,048
Dec. 6	BALTIMORE	16-14	W	31,124
Dec. 13	at Jacksonville	16-13	W	65,657
Dec. 20	at Green Bay	22-30	L	59,888
Dec. 26	MINNESOTA	16-26	L	41,121

* Overtime

	TITANS	OPP
Total First Downs	308	279
Rushing	118	81
Passing	171	170
Penalty	19	28
3rd Down: Made/Att	84/210	76/201
3rd Down Pct.	40.0	37.8
4th Down: Made/Att	4/11	3/16
4th Down Pct.	36.4	18.8
Possession Avg.	31:41	28:20
Total Net Yards	5261	5121
Avg. Per Game	328.8	320.1
Total Plays	1016	955
Avg. Per Play	5.2	5.4
Net Yards Rushing	1970	1610
Avg. Per Game	123.1	100.6
Total Rushes	462	414
Net Yards Passing	3291	3511
Avg. Per Game	205.7	219.4
Sacked/Yards Lost	35/191	30/172
Gross Yards	3482	3683
Att./Comp.	519/305	511/319
Completion Pct.	58.8	62.4
Had Intercepted	10	12
Punts/Average	69/47.2	74/43.1
Net Punting Avg.	69/39.2	74/37.2
Penalties/Yards	126/1135	93/704
Fumbles/Ball Lost	25/9	11/7
Touchdowns	32	34
Rushing	12	9
Passing	16	24
Returns	4	1

BY PERIODS	1	2	3	4	OT	PTS
Oilers	54	112	71	93	0	380
Opponents	58	69	87	106	0	320

SCORING	TD	RU	PA	RT	PAT	FG	S	TP
Del Greco	0	0	0	0	28/28	36/39	0	136
E. George	6	5	1	0			0	38
McNair	4	4	0	0			0	24
Davis	3	0	3	0			0	18
Mason	3	0	3	0			0	18
Thigpen	3	0	3	0			0	18
Bowden	2	0	0	2			0	12
Dyson	2	0	2	0			0	12
Harris	2	0	2	0			0	12
Thomas	2	2	0	0			0	12
Wycheck	2	0	2	0			0	12
Archie	1	1	0	0			0	6
Marts	1	0	0	1			0	6
Roan	1	0	0	1			0	6
Hentrich	0	0	0	0	0/0	0/1	0	0
Oilers	32	12	16	4	28/28	36/40	0	330
Opponents	34	9	24	1	29/29	25/30	2	320

2-Pt Conversions: E. George, Oilers 1-4, Opponents 4-5

RUSHING	No	Yds	Avg	Lg	TD
E. George	348	1294	3.7	37t	5
McNair	77	559	7.3	71t	4
Thomas	24	100	4.2	21	2
Archie	6	24	4.0	20	1
Dyson	1	4	4.0	4	0
Stepnoski	1	0	0.0	0	0
Hentrich	1	-1	-1.0	-1	0
Krieg	3	-1	-3.3	0	0

PASSING	Att	Cmp	Pct	Yards	Yds/Att	TD	Int	Lg	Sk/Yds	Rating
McNair	492	289	58.7	3228	6.56	15	10	47	33/176	80.1
Krieg	21	12	57.1	199	9.48	0	0	55	2/15	89.2
S. Matthews	3	2	66.7	24	8.00	0	0	13	0/0	91.0
Archie	2	1	50.0	18	9.00	1	0	18t	0/0	120.8
Hentrich	1	1	100.0	13	13.00	0	0	13	0/0	118.8
Oilers	519	305	58.8	3482	6.71	16	10	55	35/191	81.3
Opponents	511	319	62.4	3683	7.21	24	12	76t	30/172	90.0

Sanders	1	-9	-9.0	-9	0
Oilers	462	1970	4.3	71t	12
Opponents	414	1610	3.9	66	9

RECEIVING	No	Yds	Avg	Lg	TD
Wycheck	70	768	11.0	38	2
Harris	43	412	9.6	32	2
Thigpen	38	493	13.0	55	3
E. George	37	310	8.4	29	1
Davis	32	461	14.4	38	3
Mason	25	333	13.3	47	3
Dyson	21	263	12.5	45t	2
Roan	13	93	7.2	16	0
Byrd	6	71	11.8	18	0
Thomas	6	55	9.2	20	0
Sanders	5	136	27.2	46	0
Archie	5	25	5.0	7	0
Kent	4	62	15.5	23	0
Oilers	305	3482	11.4	55	16
Opponents	319	3683	11.5	76t	24

INTERCEPTIONS	No	Yds	Avg	Lg	TD
Lewis	4	40	10.0	33	0
D. Walker	2	6	3.0	6	0
Marts	1	27	27.0	27t	1
Bishop	1	13	13.0	13	0
Robinson	1	11	11.0	11	0
Bowden	1	1	1.0	1t	1
Jackson	1	0	0.0	0	0
Robertson	1	0	0.0	0	0
Oilers	12	98	8.2	33	2
Opponents	10	88	8.8	34	1

PUNTING	No	Yds	Avg	Net	TB	In	Lg	B
Hentrich	69	3258	47.2	39.2	11	18	71	0
Oilers	69	3258	47.2	39.2	11	18	71	0
Opponents	74	3190	43.1	37.2	8	25	67	1

PUNT RETURNS	No	FC	Yds	Avg	Lg	TD
Mason	31	11	228	7.4	25	0
Archie	7	6	52	7.4	22	0
Oilers	38	17	280	7.4	25	0
Opponents	34	16	332	9.8	43	0

KICKOFF RETURNS	No	Yds	Avg	Lg	TD
Mason	42	913	21.7	50	0
Archie	8	154	19.3	26	0
Thomas	3	64	21.3	39	0
Harris	1	3	3.0	3	0
Roan	1	4	4.0	11	0
Wycheck	1	10	10.0	10	0
Oilers	56	1148	20.5	50	0
Opponents	55	1114	20.3	47	0

FIELD GOALS	1-19	20-29	30-39	40-49	50+
Del Greco	1/1	8/8	15/15	12/15	0/0
Hentrich	0/0	0/0	0/0	0/1	0/0
Oilers	1/1	8/8	15/15	12/16	0/0
Opponents	1/1	7/7	7/10	9/9	1/3

Del Greco: (38G, 31G, 48G, 47G) () (34G, 26G, 45G) (34G, 32G, 32G) (26G, 42N, 29G) (35G, 38G, 42G) (29G, 19G) (43N, 32G) (45G, 41N) (46G, 24G, 22G) (34G) (26G, 30G, 43G, 42G) (48G, 48G, 34G) (28G, 30G, 41G) () (36G, 33G, 45G)
Hentrich: () () () () () (49B) () () () () () () () ()
Opponents: () (48G, 23G, 51N) (43G, 41G) (18G, 36G) (21G, 45G) () (39G, 26G, 34N, 33G) (52N) (46G, 30G, 24G) (36B) (39N, 43G) (50G, 48G) () (21G, 29G) (38G, 40G, 40G) (39G, 23G, 39G)

SACKS
Marts 4.0, Evans 3.5, Robinson 3.5, Bishop 3.0, Holmes 2.5, Cook 2.0, Lyons 2.0, Rolle 2.0, Bowden 1.5, Ford 1.5, Jackson 1.5, Lewis 1.0, Salave'a 1.0, G. Walker 1.0
Oilers 30.0, Opponents 35.0

TACKLES (Solo-Assists-Total)
Bowden (88-57-145), Robinson (80-58-139), Bishop (74-42-116), D. Walker (71-20-91), Marts (52-33-85), Lewis (62-19-81), G. Walker (47-31-78), Robertson (46-29-75), Jackson (48-24-72), Evans (31-23-54), Lyons (25-22-47), Holmes (21-25-46), Ford (22-17-39), Rolle (22-8-30), Phenix (17-11-28), Cook (16-10-26), Roberson (10-15-25), Sidney (17-2-19), Salave'a (11-3-14), Wortham (5-4-9), Dorsett (4-4-8), Killens (4-5-9), Jones (1-1-2), McCullough (1-0-1), Stallings (0-1-1), Sutton (1-0-1)
Team Totals: 776-465-1241

USUAL STARTING LINEUP

OFFENSE

WR Willie Davis (84)
LT Brad Hopkins (72)
LG Bruce Matthews (74)
C Mark Stepnoski (53)
RG Jason Layman (66)
RT Jon Runyan (75)
TE Jackie Harris (88)
WR Yancey Thigpen (82)
QB Steve McNair (9)
RB Eddie George (27)
TE Frank Wycheck (89)

DEFENSE

LE Pratt Lyons (98)
LT Gary Walker (96)
RT Henry Ford (92)
RE James Roberson (90)
LLB Lonnie Marts (51)
MLB Joe Bowden (58)
RLB Eddie Robinson (55)
LCB Denard Walker (25)
RCB Darryll Lewis (29)
SS Blaine Bishop (23)
FS Marcus Robertson (31)

SPECIALISTS

K Al Del Greco (3)
P Craig Hentrich (15)

Pro Bowl

All-Pro

GM: Floyd Reese; **Head Coach:** Jeff Fisher
Asst. Coaches: Les Steckel (off. coord.), Gregg Williams (def. coord.), Bart Andrus (off. asst./QB), Greg Brown (DB), O'Neill Gilbert (LB), Jerry Gray (def. asst./nickel), George Henshaw (off. line/TE), Alan Lowry (WR), Mike Munchak (OL), Rex Norris (DL), Russ Purnell (ST), Sherman Smith (RB), Steve Watterson (strength & rehab.)

AMERICAN FOOTBALL CONFERENCE STANDINGS

AFC EAST	W	L	T	Pct
N.Y. Jets	12	4	0	.625
* Miami	10	6	0	.625
* Buffalo	10	6	0	.625
* New England	9	7	0	.563
Indianapolis	3	13	0	.188
AFC CENTRAL	W	L	T	Pct
Jacksonville	11	5	0	.688
Tennessee	8	8	0	.500
Pittsburgh	7	9	0	.438
Baltimore	6	10	0	.375
Cincinnati	3	13	0	.188
AFC WEST	W	L	T	Pct
Denver	14	2	0	.875
Oakland	8	8	0	.500
Seattle	8	8	0	.500
Kansas City	7	9	0	.438
San Diego	5	11	0	.313

NATIONAL FOOTBALL CONFERENCE STANDINGS

NFC EAST	W	L	T	Pct
Dallas	10	6	0	.625
* Arizona	9	7	0	.563
N.Y. Giants	8	8	0	.500
Washington	6	10	0	.375
Philadelphia	3	13	0	.188
NFC CENTRAL	W	L	T	Pct
Minnesota	15	1	0	.938
* Green Bay	11	5	0	.688
Tampa Bay	8	8	0	.500
Detroit	5	11	0	.313
Chicago	4	12	0	.250
NFC WEST	W	L	T	Pct
Atlanta	14	2	0	.875
* San Francisco	12	4	0	.750
New Orleans	6	10	0	.375
Carolina	4	12	0	.250
St. Louis	4	12	0	.250

* Wild Card for Playoffs



1997 SEASON (8-8 REGULAR SEASON) • 3RD PLACE AFC CENTRAL

DATE	OPPONENT	SCORE	W/L	ATT
Aug. 31	OAKLAND	24-21*	W	30,171
Sep. 7	at Miami	13-16*	L	64,439
Sep. 14	BYE			
Sep. 21	BALTIMORE	10-36	L	17,737
Sep. 28	at Pittsburgh	24-37	L	57,507
Oct. 5	at Seattle	13-16	L	49,897
Oct. 12	CINCINNATI	30-7	W	17,071
Oct. 19	WASHINGTON	28-14	W	31,042
Oct. 26	at Arizona	41-14	W	44,030
Nov. 2	JACKSONVILLE	24-30	L	27,208
Nov. 9	NY GIANTS	10-6	W	26,744
Nov. 16	at Jacksonville	9-17	L	70,070
Nov. 23	BUFFALO	31-14	W	23,571
Nov. 27	at Dallas	27-14	W	63,421
Dec. 4	at Cincinnati	14-41	L	49,086
Dec. 14	at Baltimore	19-21	L	60,558
Dec. 21	PITTSBURGH	16-6	W	50,677

	TITANS	OPP
Total First Downs	288	292
Rushing	130	79
Passing	136	193
Penalty	22	20
3rd Down: Made/Att	92/219	80/205
3rd Down Pct.	42.0	39.0
4th Down: Made/Att	9/14	9/20
4th Down Pct.	64.3	45.0
Possession Avg.	31:27	28:33
Total Net Yards	4919	5231
Avg. Per Game	307.4	326.9
Total Plays	993	992
Avg. Per Play	5.0	5.3
Net Yards Rushing	2414	1573
Avg. Per Game	150.9	98.3
Total Rushes	541	414
Net Yards Passing	2505	3658
Avg. Per Game	156.6	228.6
Sacked/Yards Lost	32/199	35/240
Gross Yards	2704	3898
Att./Comp.	420/220	543/321
Completion Pct.	52.4	59.1
Had Intercepted	13	14
Punts/Average	74/41.6	69/43.6
Net Punting Avg.	74/35.3	69/38.0
Penalties/Yards	103/814	94/830
Fumbles/Ball Lost	31/13	32/18
Touchdowns	36	35
Rushing	17	12
Passing	15	21
Returns	4	2

BY PERIODS	1	2	3	4	OT	PTS
Oilers	74	107	55	94	3	333
Opponents	54	93	77	83	3	310

SCORING	TD	RU	PA	RT	PAT	FG	S	TP
Del Greco	0	0	0	0	32/32	27/35	0	113
McNair	8	8	0	0	0	0	0	48
E. George	7	6	1	0	0	0	0	44
Wycheck	4	0	4	0	0	0	0	25
Davis	4	0	4	0	0	0	0	24
Sanders	3	0	3	0	0	0	0	18
Thomas	3	3	0	0	0	0	0	18
Robertson	2	0	0	2	0	0	0	12
Kent	1	0	1	0	0	0	0	6
D. Lewis	1	0	0	1	0	0	0	6
Norgard	1	0	1	0	0	0	0	6
Russell	1	0	1	0	0	0	0	6
D. Walker	1	0	0	1	0	0	0	6
Oilers	36	17	15	7	32/32	27/35	0	333
Opponents	35	12	21	2	34/34	22/30	0	310

2-Pt Conversions: E. George, Wycheck,
Oilers 2-4, Opponents 0-1

RUSHING	No	Yds	Avg	Lg	TD
E. George	357	1399	3.9	30	6
McNair	101	674	6.7	47	8
Thomas	67	310	4.6	25t	3
Harmon	8	30	3.8	14	0
Roby	1	12	12.0	12	0
Ritchey	1	6	6.0	6	0
Krieg	4	-2	-5.0	0	0
Mason	1	-7	-7.0	-7	0
Sanders	1	-8	-8.0	-8	-
Oilers	541	2414	4.5	47	17
Opponents	414	1573	3.8	77t	12

PASSING	Att	Cmp	Pct	Yards	Yds/Att	TD	Int	Lg	Sk/Yds	Rating
McNair	415	216	52.0	2665	6.42	14	13	85t	31/190	70.4
Krieg	2	1	50.0	2	1.0	0	0	2	0/0	56.3
Ritchey	2	2	100.0	15	7.5	0	0	11	1/9	97.9
Davis	1	1	100.0	22	22.0	1	0	22t	0/0	158.3
Oilers	420	220	52.4	2704	6.44	15	13	55t	32/199	71.6
Opponents	543	321	59.1	3898	7.18	21	14	59t	35/240	83.4

RECEIVING	No	Yds	Avg	Lg	TD
Wycheck	63	748	11.9	42	4
Davis	43	564	13.1	46	4
Sanders	31	498	16.1	55t	3
Harmon	16	189	11.8	27	0
Mason	14	186	13.3	38	0
Thomas	14	111	7.9	22	0
Roan	12	159	13.3	26	0
Russell	12	141	11.8	23	1
E. George	7	44	6.3	15	1
Kent	6	55	9.2	19	1
R. Lewis	1	7	7.0	7	0
Norgard	1	2	2.0	2t	1
Oilers	220	2704	12.3	55t	15
Opponents	321	3898	12.1	59t	21

INTERCEPTIONS	No	Yds	Avg	Lg	TD
Robertson	5	127	25.4	48	0
D. Lewis	5	115	23.0	47t	1
D. Walker	2	53	26.5	39t	1
R. Jones	1	24	24.0	24	0
Bowden	1	9	9.0	9	0
Bishop	0	0	0.0	0	0
Oilers	14	328	23.4	48	2
Opponents	13	48	3.7	24	0

PUNTING	No	Yds	Avg	Net	TB	In	Lg	B
Roby	73	3049	41.8	35.6	1	25	59	0
Del Greco	1	32	32.0	12.0	1	0	32	0
Oilers	74	3081	41.6	35.3	2	25	59	0
Opponents	69	3007	43.6	38.0	7	22	64	0

PUNT RETURNS	No	FC	Yds	Avg	Lg	TD
Gray	17	10	144	8.5	30	0
Mason	13	3	95	7.3	29	0
Archie	1	0	5	5.0	5	0
Robertson	1	0	0	0.0	0	0
Oilers	32	13	244	7.6	30	0
Opponents	36	23	430	11.9	52	0

KICKOFF RETURNS	No	Yds	Avg	Lg	TD
Mason	26	551	21.2	54	0
Thomas	17	346	20.4	33	0
Gray	8	185	23.1	33	0
Archie	2	24	12.0	15	0
Roan	2	20	10.0	12	0
Harmon	1	16	16.0	16	0
Layman	1	5	5.0	5	0
Wycheck	1	3	3.0	3	0
Oilers	58	1150	19.8	54	0
Opponents	71	1528	21.5	51	0

FIELD GOALS	1-19	20-29	30-39	40-49	50+
Del Greco	2/2	6/6	10/11	7/14	2/2
Oilers	2/2	6/6	10/11	7/14	2/2
Opponents	0/0	7/9	8/9	7/11	0/1

Del Greco: (30G, 37G, 33G) (24G, 37G, 43N) (45G, 41N) (43N, 37G, 47G, 26G) (37G, 43G) (40N, 47G, 45G, 19G) () (52G, 42G) (33N, 36G, 41N) (31G, 44N) (41N, 35G) (51G) (29G, 19G) () (25G, 40G) (34G, 29G, 26G)
Opponents: (46N) (25N, 23G, 22G, 29G) (38G, 46N, 42G, 49G, 34G, 36G) (48N, 48G, 25G, 44G) (38G) () (43N) () (30G, 30G, 37G) (42G, 40G) (23G) (36B) () (26G, 40G) (50B, 27B) (23G, 36G)

SACKS
 Holmes 7.0, G. Walker 7.0, Ford 5.0, Bowden 2.5, Lyons 2.5,
 Evans 2.0, Hall 2.0, Robertson 2.0, Bishop 1.5, S. Jackson 1.0,
 L. Jones 1.0, Marts 1.0, Stewart 0.5
Oilers 35.0, Opponents 32.0

TACKLES (Solo-Assists-Total)
 Wortham (61-36-97), Bowden (53-31-84), Bishop 68-14-82),
 D. Walker (56-12-68), Robertson (44-18-62), Lewis (48-11-59),
 Ford (38-12-50), Marts 39-11-50), G. Walker 31-13-44), Jackson
 (34-7-41), Cook (25-8-33), Holmes (28-5-33), Stewart (26-6-
 32), Evans (23-3-26), L. Jones (21-5-26), Robertson (16-9-25),
 Lyons (12-8-20), Barnes (9-2-11), Dorsett (5-3-8), Hall (6-2-8),
 Robinson (7-1-8), McCullough (4-0-4), Halapin (3-0-3), R. Jones
 (2-0-2), Killens (1-0-1), Thomas (1-0-1)
Team Totals: 661-217-878

USUAL STARTING LINEUP

OFFENSE

WR Chris Sanders (81)
 LT Brad Hopkins (72)
LG Bruce Matthews (74)
 C Mark Stepanoski (53)
 RG Kevin Donnalley (77)
 RT Jon Runyan (75)
 TE Frank Wycheck (88)
 WR Willie Davis (84)
 QB Steve McNair (9)
RB Eddie George (27)
 HB Michael Roan (80)

DEFENSE

LE Anthony Cook (78)
 LT Gary Walker (96)
 RT Henry Ford (92)
 RE James Roberson (90)
 LLB Joe Bowden (58)
 MLB Barron Wortham (52)
 RLB Lonnie Marts (56)
 LCB Denard Walker (25)
 RCB Darryll Lewis (29)
SS Blaine Bishop (23)
 FS Marcus Robertson (31)

SPECIALISTS

K Al Del Greco (3)
 P Reggie Roby (7)

Pro Bowl

All-Pro

GM: Floyd Reese; **Head Coach:** Jeff Fisher
Asst. Coaches: Les Steckel (off. coord./QB), Gregg Williams (def. coord.), Bart Andrus (off. asst./qual. control), Greg Brown (DB), O'Neill Gilbert (LB), Jerry Gray (def. asst./qual. control), George Henshaw (off. line/TE), Alan Lowry (WR), Mike Munchak (OL), Rex Norris (DL), Russ Purnell (ST), Sherman Smith (RB), Steve Watterson (strength & rehab.)

AMERICAN FOOTBALL CONFERENCE STANDINGS

AFC EAST	W	L	T	Pct
New England	10	6	0	.625
* Miami	9	7	0	.563
N.Y. Jets	9	7	0	.563
Buffalo	6	10	0	.375
Indianapolis	3	13	0	.188
AFC CENTRAL	W	L	T	Pct
Pittsburgh	11	5	0	.688
* Jacksonville	11	5	0	.688
Tennessee	8	8	0	.500
Cincinnati	7	9	0	.438
Baltimore	6	9	1	.406
AFC WEST	W	L	T	Pct
Kansas City	13	3	0	.813
* Denver	12	4	0	.750
Seattle	8	8	0	.500
Oakland	4	12	0	.250
San Diego	4	12	0	.250

NATIONAL FOOTBALL CONFERENCE STANDINGS

NFC EAST	W	L	T	Pct
N.Y. Giants	10	5	1	.656
Washington	8	7	1	.531
Philadelphia	6	9	1	.406
Dallas	6	10	0	.375
Arizona	4	12	0	.250
NFC CENTRAL	W	L	T	Pct
Green Bay	13	3	0	.813
* Tampa Bay	10	6	0	.625
* Detroit	9	7	0	.563
* Minnesota	9	7	0	.563
Chicago	4	12	0	.250
NFC WEST	W	L	T	Pct
San Francisco	13	3	0	.813
Carolina	7	9	0	.438
Atlanta	7	9	0	.438
New Orleans	6	10	0	.375
St. Louis	5	11	0	.313

* Wild Card for Playoffs



1996 SEASON (8-8 REGULAR SEASON) • 3RD PLACE AFC CENTRAL (TIED)

DATE	OPPONENT	SCORE	W/L	ATT
Sep. 1	KANSAS CITY	19-20	L	27,725
Sep. 8	at Jacksonville	34-27	W	66,468
Sep. 15	BALTIMORE	29-13	W	20,082
Sep. 22	BYE			
Sep. 29	at Pittsburgh	16-30	L	58,608
Oct. 6	at Cincinnati	30-27*	W	44,680
Oct. 13	at Atlanta	23-13	W	35,401
Oct. 20	PITTSBURGH	23-13	W	50,337
Oct. 27	SAN FRANCISCO	9-10	L	53,664
Nov. 3	at Seattle	16-23	L	36,320
Nov. 10	at New Orleans	31-14	W	34,121
Nov. 17	MIAMI	20-23	L	47,358
Nov. 24	CAROLINA	6-31	L	20,107
Dec. 1	at NY Jets	35-10	W	21,731
Dec. 8	JACKSONVILLE	17-23	L	20,196
Dec. 15	CINCINNATI	13-21	L	15,131
Dec. 22	at Baltimore	24-21	W	52,704

	TITANS	OPP
Total First Downs	287	271
Rushing	110	78
Passing	157	169
Penalty	20	24
3rd Down: Made/Att	79/206	70/199
3rd Down Pct.	38.3	35.2
4th Down: Made/Att	7/11	4/12
4th Down Pct.	63.6	33.3
Possession Avg.	32:02	27:58
Total Net Yards	5048	4610
Avg. Per Game	315.5	288.1
Total Plays	972	956
Avg. Per Play	5.2	4.8
Net Yards Rushing	1950	1385
Avg. Per Game	121.9	86.6
Total Rushes	475	397
Net Yards Passing	3098	3225
Avg. Per Game	193.6	201.6
Sacked/Yards Lost	34/198	35/242
Gross Yards	3296	3467
Att./Comp.	463/272	524/312
Completion Pct.	58.7	59.5
Had Intercepted	15	12
Punts/Average	68/43.7	75/41.0
Net Punting Avg.	68/38.0	75/35.1
Penalties/Yards	91/812	88/672
Fumbles/Ball Lost	26/15	29/14
Touchdowns	35	35
Rushing	12	5
Passing	22	24
Returns	1	6

BY PERIODS	1	2	3	4	OT	PTS
Oilers	105	79	67	91	3	345
Opponents	64	78	48	129	0	319

SCORING	TD	RU	PA	RT	PAT	FG	S	TP
Del Greco	0	0	0	0	35/35	32/38	0	131
George	8	8	0	0			0	48
Davis	6	0	6	0			0	36
Wycheck	6	0	6	0			0	36
Sanders	4	0	4	0			0	24
Harmon	3	1	2	0			0	18
McNair	2	2	0	0			0	12
Russell	2	0	2	0			0	12
Floyd	1	0	1	0			0	6
D. Lewis	1	0	0	1			0	6
Norgard	1	0	1	0			0	6
Thomas	1	1	0	0			0	6
Jackson	0	0	0	0			1	2
Team	0	0	0	0			1	2
Oilers	35	12	22	1	35/35	32/38	2	345
Opponents	35	5	24	6	32/32	25/33	0	319

2-Pt Conversions: Oilers 0-0, Opponents 1-3

RUSHING	No	Yds	Avg	Lg	TD
George	335	1368	4.1	76	8
McNair	31	169	5.5	24t	2
Thomas	49	151	3.1	24t	1
Harmon	29	131	4.5	25	1
Chandler	28	113	4.0	16	0
Davis	1	15	15.0	15	0
Wycheck	2	3	1.5	3	0
Oilers	475	1950	4.1	76	12
Opponents	397	1385	3.5	26	5

PASSING	Att	Cmp	Pct	Yards	Yds/Att	TD	Int	Lg	Sk/Yds	Rating
Chandler	320	184	57.5	2099	6.56	16	11	63t	25/153	79.7
McNair	143	88	61.5	1197	8.37	6	4	83t	9/45	90.6
Oilers	463	272	58.7	3296	7.12	22	15	83t	34/198	83.0
Opponents	524	312	59.5	3467	6.62	24	12	86t	35/242	85.0

RECEIVING	No	Yds	Avg	Lg	TD
Wycheck	53	511	9.6	29	6
Sanders	48	882	18.4	83t	4
Harmon	42	488	11.6	43	2
Davis	39	464	11.9	49	6
Russell	34	421	12.4	29	2
George	23	182	7.9	17	0
Thomas	13	128	9.8	33	0
Floyd	10	145	14.5	63t	1
R. Lewis	7	50	7.1	18	0
Wilson	2	24	12.0	14	0
Norgard	1	1	1.0	1t	1
Oilers	272	3296	12.1	83t	22
Opponents	312	3467	11.1	86t	24

INTERCEPTIONS	No	Yds	Avg	Lg	TD
D.Lewis	5	103	20.6	53	1
Robertson	4	44	11.0	27	0
Dishman	1	7	7.0	7	0
Bishop	1	6	6.0	6	0
Robinson	1	2	2.0	2	0
Oilers	12	162	13.5	53	1
Opponents	15	222	14.8	42t	3

PUNTING	No	Yds	Avg	Net	TB	In	Lg	B
Roby	67	2973	44.4	38.0	7	25	68	1
Oilers	68	2973	43.7	38.0	7	25	68	1
Opponents	75	3073	41.0	35.1	8	16	62	0

PUNT RETURNS	No	FC	Yds	Avg	Lg	TD
Gray	22	15	205	9.3	40	0
Floyd	7	3	74	10.6	32	0
Oilers	29	18	279	9.6	40	0
Opponents	31	14	251	8.1	46	0

KICKOFF RETURNS	No	Yds	Avg	Lg	TD
Gray	50	1224	24.5	88	0
Thomas	5	80	16.0	35	0
Harmon	4	69	17.3	20	0
Archie	2	24	12.0	13	0
McKeehan	2	6	3.0	6	0
Wycheck	2	5	2.5	5	0
Roan	1	13	13.0	13	0
Oilers	66	1421	21.5	88	0
Opponents	78	1675	21.5	47	0

FIELD GOALS	1-19	20-29	30-39	40-49	50+
Del Greco	0/0	7/7	14/16	10/12	1/3
Oilers	0/0	7/7	14/16	10/12	1/3
Opponents	0/0	6/7	13/16	6/9	0/1

Del Greco: (34G, 44G, 33G, 22G, 55N) (32G, 29G) (41G, 44G) (47N) (40G, 32G, 49G) (51N, 27G, 35G, 33G) (22G, 32G, 48G) (38G, 56G, 39G) (35G, 36G, 45G, 37B) (25G) (30G, 33G) (24G, 45G) () (44N, 27G) (46G, 34N, 42G) (37G)

Opponents: (35G, 43G) (38G, 37G, 31N) () (33G, 36G, 36G) (42G, 31G, 40G) () (26G, 38N, 29G) (27G) (25G, 35G, 47N, 44G, 23N) (29G, 49G) (39N, 34G, 44G, 29G) (49G) (30G) (51N, 34G, 38G, 31G) (47N) ()

SACKS
Cook 7.5, Barrow 6.0, Walker 5.5, Young 4.0, Bowden 3.0, Robertson 3.0, Jackson 2.0, Wortham 2.0, Ford 1.0, Mix 1.0

Oilers 35.0, Opponents 34.0

TACKLES (Solo-Assists-Total)
Bishop (73-36-109), Barrow (67-39-106), Robertson (57-25-82), Wortham (49-29-78), Bowden (46-27-73), D. Lewis (56-13-69), Dishman (42-15-57), Jackson (36-9-45), Walker (30-15-45), Cook (25-19-44), Ford (24-15-39), Robinson (22-9-31), Young (15-11-26), Roberson (14-12-26), L. Jones (12-2-14), Evans (4-7-11), Mix (6-2-8), Mills (3-5) Stewart (5-0-5), Cole (4-0-4), Barnes (3-1-4), Halapin (2-0-2), Burton (1-0-1), A. Smith (0-1-1)

Team Totals: 596-289-885

USUAL STARTING LINEUP

OFFENSE

WR Chris Sanders (81)
LT Brad Hopkins (72)
LG Bruce Matthews (74)
C Mark Stepnoski (53)
RG Kevin Donnalley (77)
RT Irv Eatman (75)
TE Roderick Lewis (88)
WR Willie Davis (86)
QB Chris Chandler (12)
Steve McNair (9)
RB Eddie George (27)
FB Frank Wycheck (89)

DEFENSE

LE Anthony Cook (78)
LT Gary Walker (96)
RT Henry Ford (92)
RE Robert Young (99)
LLB Joe Bowden (58)
MLB Barron Wortham (52)
RLB Micheal Barrow (56)
LCB Cris Dishman (28)
RCB Darryll Lewis (29)
SS Blaine Bishop (23)
FS Marcus Robertson (31)

SPECIALISTS

K Al Del Greco (3)
P Reggie Roby (7)

ADDITIONAL PRO BOWL (SPECIAL TEAMS)

John Henry Mills

Pro Bowl

All-Pro

GM: Floyd Reese; **Head Coach:** Jeff Fisher

Asst. Coaches: Jerry Rhome (off. coord.), Steve Sidwell (def. coord.), Dick Coury (off. asst./passing game), Alan Lowry (def. asst./qual. control), Mike Munchak (off. asst./qual. control), Rex Norris (DL), Rod Perry (DB), Russ Purnell (ST), Warren "Rennie" Simmons (OL), Sherman Smith (RB), Les Steckel (WR/TE), Steve Watterson (strength & rehab.), Gregg Williams (LB)

AMERICAN FOOTBALL CONFERENCE STANDINGS

AFC EAST	W	L	T	Pct
New England	11	5	0	.688
* Buffalo	10	6	0	.625
* Indianapolis	9	7	0	.563
Miami	8	8	0	.500
N.Y. Jets	1	15	0	.063
AFC CENTRAL	W	L	T	Pct
Pittsburgh	10	6	0	.625
* Jacksonville	9	7	0	.563
Cincinnati	8	8	0	.500
Houston	8	8	0	.500
Baltimore	4	12	0	.250
AFC WEST	W	L	T	Pct
Denver	13	3	0	.813
Kansas City	9	7	0	.563
San Diego	8	8	0	.500
Oakland	7	9	0	.438
Seattle	7	9	0	.438

NATIONAL FOOTBALL CONFERENCE STANDINGS

NFC EAST	W	L	T	Pct
Dallas	10	6	0	.625
* Philadelphia	10	6	0	.625
Washington	9	7	0	.563
Arizona	7	9	0	.438
N.Y. Giants	6	10	0	.375
NFC CENTRAL	W	L	T	Pct
Green Bay	13	3	0	.813
* Minnesota	9	7	0	.563
Chicago	7	9	0	.438
Tampa Bay	6	10	0	.375
Detroit	5	11	0	.313
NFC WEST	W	L	T	Pct
Carolina	12	4	0	.750
* San Francisco	12	4	0	.750
St. Louis	6	10	0	.375
Atlanta	3	13	0	.188
New Orleans	3	13	0	.188

* Wild Card for Playoffs



1995 SEASON (7-9 REGULAR SEASON) • 2ND PLACE AFC CENTRAL (TIED)

DATE	OPPONENT	SCORE	W/L	ATT
Sep. 3	at Jacksonville	10-3	W	72,363
Sep. 10	PITTSBURGH	17-34	L	44,122
Sep. 17	CLEVELAND	7-14	L	36,077
Sep. 24	at Cincinnati	38-28	W	46,332
Oct. 1	JACKSONVILLE	16-17	L	36,346
Oct. 8	at Minnesota	17-23*	L	56,430
Oct. 15	BYE			
Oct. 22	at Chicago	32-35	L	63,545
Oct. 29	TAMPA BAY	19-7	W	31,489
Nov. 5	at Cleveland	37-10	W	57,881
Nov. 12	CINCINNATI	25-32	L	32,998
Nov. 19	at Kansas City	13-20	L	77,576
Nov. 26	DENVER	42-33	W	36,113
Dec. 3	at Pittsburgh	7-21	L	56,013
Dec. 10	DETROIT	17-24	L	35,842
Dec. 17	NY JETS	23-6	W	35,873
Dec. 24	at Buffalo	28-17	W	45,253

* Overtime

	TITANS	OPP
Total First Downs	295	267
Rushing	109	85
Passing	157	157
Penalty	29	25
3rd Down: Made/Att	99/228	71/212
3rd Down Pct.	43.4	33.5
4th Down: Made/Att	7/12	5/15
4th Down Pct.	58.3	33.3
Possession Avg.	32:12	27:48
Total Net Yards	4905	4651
Avg. Per Game	306.6	290.7
Total Plays	1046	983
Avg. Per Play	4.7	4.7
Net Yards Rushing	1664	1526
Avg. Per Game	104.0	95.4
Total Rushes	478	400
Net Yards Passing	3241	3125
Avg. Per Game	202.6	195.3
Sacked/Yards Lost	32/271	30/200
Gross Yards	3512	3325
Att./Comp.	536/314	553/289
Completion Pct.	58.6	52.3
Had Intercepted	18	21
Punts/Average	79/40.3	86/42.4
Net Punting Avg.	79/34.6	86/36.1
Penalties/Yards	98/791	118/962
Fumbles/Ball Lost	36/20	28/17
Touchdowns	38	38
Rushing	12	11
Passing	22	24
Returns	4	3

BY PERIODS	1	2	3	4	OT	PTS
Oilers	70	103	85	90	0	348
Opponents	83	98	36	101	6	324

SCORING	TD	RU	PA	RT	PAT	FG	S	TP
Del Greco	0	0	0	0	33/33	27/31	0	114
Sanders	9	0	9	0	0	0	0	54
Jeffries	8	0	8	0	0	0	0	48
R. Thomas	7	5	2	0	0	0	0	44
Butts	4	4	0	0	0	0	0	24
Chandler	2	2	0	0	0	0	0	14
Wycheck	2	1	1	0	0	0	0	12
Bishop	1	0	0	1	0	0	0	6
Cecil	1	0	0	1	0	0	0	6
D. Lewis	1	0	0	1	0	0	0	6
T. McNair	1	0	1	0	0	0	0	6
Robinson	1	0	0	1	0	0	0	6
Seabron	1	0	1	0	0	0	0	6
Cook	0	0	0	0	0	0	1	2
Oilers	38	12	22	4	33/33	27/31	1	348
Opponents	38	11	24	3	35/35	19/24	2	324

2-Pt Conversions: Chandler, R. Thomas,
Oilers 2-5, Opponents 0-2

RUSHING	No	Yds	Avg	Lg	TD
R. Thomas	251	947	3.8	74t	5
Brown	86	293	3.4	21	0
Butts	71	185	2.6	9	4
T. McNair	19	136	7.2	22	0
Chandler	28	58	2.1	9	2
S. McNair	11	38	3.5	13	0
Furrer	8	20	2.5	11	0
Hannah	1	5	5.0	5	0
Wycheck	1	1	1.0	1t	1

PASSING	Att	Cmp	Pct	Yards	Yds/Att	TD	Int	Lg	Sk/Yds	Rating
Chandler	356	225	63.2	2460	6.91	17	10	76t	21/173	87.8
Furrer	99	48	48.5	483	4.88	2	7	48	5/35	40.1
McNair	80	41	51.3	569	7.11	3	1	53	6/63	81.7
Camarillo	1	0	0.0	0	0.00	0	0	0	0/0	39.6
Oilers	536	314	58.6	3512	6.55	22	18	76t	32/271	77.9
Opponents	553	289	52.3	3325	6.01	24	21	76t	30/200	69.3

Sanders	2	-19	-9.5	-6	0
Oilers	478	1664	3.5	74t	12
Opponents	400	1526	3.8	60t	11

RECEIVING	No	Yds	Avg	Lg	TD
Jeffries	61	684	11.2	35t	8
T. McNair	60	501	8.4	25	1
Wycheck	40	471	11.8	36t	1
R. Thomas	39	204	5.2	19	2
Sanders	35	823	23.5	76t	9
Russell	24	321	13.4	57	0
R. Lewis	16	116	7.3	16	0
Seabron	12	167	13.9	34	1
Hannah	10	142	14.2	42	0
Roan	8	46	5.8	11	0
Brown	6	16	2.7	7	0
Butts	2	10	5.0	10	0
Lundy	1	11	11.0	11	0
Oilers	314	3512	11.2	76t	22
Opponents	289	3325	11.5	76t	24

INTERCEPTIONS	No	Yds	Avg	Lg	TD
D. Lewis	6	145	24.2	98t	1
Cecil	3	35	11.7	20t	1
Dishman	3	17	5.7	17	0
Barnes	2	6	3.0	6	0
Harris	2	0	0.0	0	0
Jackson	2	0	0.0	0	0
Bishop	1	62	62.0	62t	1
Robinson	1	49	49.0	49t	1
Davidson	1	3	3.0	3	0
Oilers	21	317	15.1	98t	4
Opponents	18	265	14.7	32t	1

PUNTING	No	Yds	Avg	Net	TB	In	Lg	B
Camarillo	77	3165	41.1	34.8	8	26	60	1
Del Greco	1	15	15.0	15.0	0	0	15	0
Oilers	79	3180	40.3	34.6	8	26	60	1
Opponents	86	3645	42.4	36.1	10	29	58	0

PUNT RETURNS	No	FC	Yds	Avg	Lg	TD
Gray	30	20	303	10.1	20	0
Hannah	5	1	36	7.2	11	0
Oilers	35	21	339	9.7	20	0
Opponents	35	17	288	8.2	72t	1

KICKOFF RETURNS	No	Yds	Avg	Lg	TD
Gray	53	1183	22.3	54	0
R. Thomas	3	48	16.0	23	0
Butts	2	14	7.0	14	0
Lundy	2	28	14.0	17	0
Barnes	1	-4	-4.0	-4	0
Bowden	1	6	6.0	6	0
R. Lewis	1	5	5.0	5	0
Wortham	1	3	-3.0	-3	0
Oilers	64	1277	20.0	54	0
Opponents	78	1467	18.8	47	0

FIELD GOALS	1-19	20-29	30-39	40-49	50+
Del Greco	3/3	3/3	8/8	10/12	3/5
Oilers	3/3	3/3	8/8	10/12	3/5
Opponents	0/0	7/7	5/7	6/8	1/2

Del Greco: (19G) (43G) (41N) (29G, 53G, 32G, 52N) (19G, 50G, 44G) (46N, 39G) (19G, 45G, 41G, 50N, 39G) (44G, 45G, 37G) (40G, 34G, 34G, 23G) () () (47G) (49G, 53G, 24G) (39G, 33G)
Opponents: (36N, 26G) (42G, 40G) () () (22G) (38G) (28G, 22G, 47G, 35G) (38N) (50N, 20G) (33G, 49G, 27G) (47G, 21G) (56G, 48N, 35G) () (36G, 49N) () (44G)

SACKS

Cook 4.5, Ford 4.5, Robinson 3.5, Barrow 3.0, Walker 2.5, Davidson 2.0, Montgomery 2.0, Bishop 1.5, McGhee 1.5, Bowden 1.0, Childress 1.0, Jackson 1.0, D. Lewis 1.0, Wortham 1.0

Oilers 30.0, Opponents 32.0

TACKLES (Solo-Assists-Total)

Bishop (75-22-97), Barrow (54-32-86), Robinson (48-24-72), Cecil (44-16-60), D. Lewis (50-8-58), Dishman (48-10-58), Bowden (38-13-51), Montgomery (26-20-46), Ford (27-16-43), Wortham (23-15-38), Walker (22-10-32), Davidson (16-16-32), Barnes (21-2-23), Cook (13-9-22), Jackson (17-4-21), O. Harris (10-9-19), Veasey (14-3-17), Childress (8-7-15), A. Smith (5-2-7), McGhee (4-3-7), T. Hunter (6-0-6), Evans (2-1-3), Robertson (2-0-2), Hall (1-1-2), Logan (1-0-1)

Team Totals: 575-243-818

USUAL STARTING LINEUP

OFFENSE

WR Haywood Jeffries (84)
 LT Brad Hopkins (72)
 LG **Bruce Matthews (74)**
 C **Mark Stepnoski (53)**
 RG Kevin Donnalley (77)
 RT David Williams (73)
 Irv Eatman (75)
 TE Frank Wycheck (89)
 WR Chris Sanders (81)
 QB Chris Chandler (12)
 RB Rodney Thomas (20)
 FB Todd McNair (48)

DEFENSE

LE Kenny Davidson (90)
 Anthony Cook (78)
 LT Gary Walker (86)
 Ray Childress (79)
 RT Glenn Montgomery (94)
 RE Henry Ford (92)
 LLB Eddie Robinson (50)
 MLB Micheal Barrow (56)
 RLB Joe Bowden (58)
 LCB Cris Dishman (28)
 RCB **Darryll Lewis (29)**
 SS **Blaine Bishop (23)**
 FS Chuck Cecil (26)

SPECIALISTS

K Al Del Greco (3)
 P Rich Camarillo (16)

Pro Bowl

All-Pro

GM: Floyd Reese; Head Coach: Jeff Fisher

Asst. Coaches: Jerry Rhome (off. coord.), Steve Sidwell (def. coord.), Larry Beightol (OL), Dick Coury (off. asst./passing game), Mike Munchak (off. asst./qual. control), Rex Norris (DL), Clancy Pendergast (def. asst./qual. control), Rod Perry (DB), Russ Purnell (ST), Sherman Smith (RB), Les Steckel (WR/TE), Trooper Taylor (minority intern), Steve Watterson (strength & rehab.), Gregg Williams (LB)

AMERICAN FOOTBALL CONFERENCE STANDINGS

AFC EAST	W	L	T	Pct
Buffalo	10	6	0	.625
* Indianapolis	9	7	0	.563
* Miami	9	7	0	.563
New England	6	10	0	.375
N.Y. Jets	3	13	0	.188
AFC CENTRAL	W	L	T	Pct
Pittsburgh	11	5	0	.688
Cincinnati	7	9	0	.438
Houston	7	9	0	.438
Cleveland	5	11	0	.313
Jacksonville	4	12	0	.250
AFC WEST	W	L	T	Pct
Kansas City	13	3	0	.813
* San Diego	9	7	0	.563
Seattle	8	8	0	.500
Denver	8	8	0	.500
Oakland	8	8	0	.500

NATIONAL FOOTBALL CONFERENCE STANDINGS

NFC EAST	W	L	T	Pct
Dallas	12	4	0	.750
* Philadelphia	10	6	0	.625
Washington	6	10	0	.375
N.Y. Giants	5	11	0	.313
Arizona	4	12	0	.250
AFC CENTRAL	W	L	T	Pct
Green Bay	11	5	0	.688
* Detroit	10	6	0	.625
Chicago	9	7	0	.563
Minnesota	8	8	0	.500
Tampa Bay	7	9	0	.438
AFC WEST	W	L	T	Pct
San Francisco	11	5	0	.688
* Atlanta	9	7	0	.563
St. Louis	7	9	0	.438
Carolina	7	9	0	.438
New Orleans	7	9	0	.438

* Wild Card for Playoffs



1994 SEASON (2-14 REGULAR SEASON) • 4TH PLACE AFC CENTRAL

DATE	OPPONENT	SCORE	W/L	ATT
Sep. 4	at Indianapolis	21-45	L	47,372
Sep. 11	at Dallas	17-20	L	64,402
Sep. 18	BUFFALO	7-15	L	55,424
Sep. 25	CINCINNATI	20-13	W	44,253
Oct. 3	at Pittsburgh	14-30	L	57,274
Oct. 9	BYE			
Oct. 13	CLEVELAND	8-11	L	50,364
Oct. 24	at Philadelphia	6-21	L	65,233
Oct. 30	at L.A. Raiders	14-17	L	40,473
Nov. 6	PITTSBURGH	9-12*	L	47,822
Nov. 13	at Cincinnati	31-34	L	54,908
Nov. 21	NY GIANTS	10-13	L	53,201
Nov. 27	at Cleveland	10-34	L	65,088
Dec. 4	ARIZONA	12-30	L	39,821
Dec. 11	SEATTLE	14-16	L	31,453
Dec. 18	at Kansas City	9-31	L	79,319
Dec. 24	NY JETS	24-10	W	31,176

* Overtime

	TITANS	OPP
Total First Downs	278	275
Rushing	97	112
Passing	158	132
Penalty	23	31
3rd Down: Made/Att	78/224	80/219
3rd Down Pct.	34.8	36.5
4th Down: Made/Att	9/18	3/10
4th Down Pct.	50.0	30.0
Possession Avg.	29:06	30:54
Total Net Yards	4481	4915
Avg. Per Game	280.1	307.2
Total Plays	1036	971
Avg. Per Play	4.3	5.1
Net Yards Rushing	1682	2120
Avg. Per Game	105.1	132.5
Total Rushes	417	540
Net Yards Passing	2799	2795
Avg. Per Game	174.9	174.7
Sacked/Yards Lost	65/417	31/168
Gross Yards	3216	2963
Att./Comp.	554/274	400/221
Completion Pct.	49.5	55.3
Had Intercepted	17	14
Punts/Average	96/42.9	82/42.0
Net Punting Avg.	96/36.4	82/36.9
Penalties/Yards	115/959	102/807
Fumbles/Ball Lost	42/25	20/12
Touchdowns	25	37
Rushing	10	17
Passing	13	18
Returns	2	2

BY PERIODS	1	2	3	4	OT	PTS
Oilers	45	56	25	100	0	226
Opponents	57	122	60	110	3	352

SCORING	TD	RU	PA	RT	PAT	FG	S	TP
Del Greco	0	0	0	0	18/18	16/20	0	66
Jeffries	6	0	6	0	0	0	0	42
G. Brown	5	4	1	0	0	0	0	30
White	4	3	1	0	0	0	0	24
Givins	2	0	1	1	0	0	0	12
Slaughter	2	0	2	0	0	0	0	12
Tolliver	2	2	0	0	0	0	0	12
Carter	1	0	1	0	0	0	0	6
Coleman	1	0	1	0	0	0	0	6
Dishman	1	0	0	1	0	0	0	6
Richardson	1	1	0	0	0	0	0	6
R. Brown	0	0	0	0	0	0	0	2
Lathon	0	0	0	0	0	0	1	2
Oilers	25	10	13	2	18/18	16/20	1	226
Opponents	37	17	18	2	34/35	30/31	1	352

2-Pt Conversions: Jeffries 3, R. Brown, Oilers 4-7, Opponents 2-2

RUSHING	No	Yds	Avg	Lg	TD
White	191	757	4.0	33	3
G. Brown	169	648	3.8	18	4
Richardson	30	217	7.2	18	1
Tolliver	12	37	3.1	10	2
Carlson	10	17	1.7	6	0
Tillman	2	12	6.0	9	0
Coleman	1	2	2.0	2	0
Wellman	1	-3	-3.0	-3	0
Givins	1	-5	-5.0	-5	0
Oilers	417	1682	4.0	33	10
Opponents	540	2120	3.9	52	17

PASSING	Att	Cmp	Pct	Yards	Yds/Att	TD	Int	Lg	Sk/Yds	Rating
Tolliver	240	121	50.4	1287	5.36	6	7	44	27/166	62.6
Richardson	181	94	51.9	1202	6.64	6	6	76t	23/136	70.3
Carlson	132	59	44.7	727	5.51	1	4	81	15/115	52.2
Camarillo	1	0	0.00	0	0.00	0	0	0	0/0	39.6
Oilers	554	274	49.5	3216	5.81	13	17	81	65/417	62.5
Opponents	400	221	55.3	2963	7.41	18	14	55	31/168	79.4

RECEIVING	No	Yds	Avg	Lg	TD
Slaughter	68	846	12.4	57	2
Jeffries	68	783	11.5	50	6
Givins	36	521	14.5	76t	1
White	21	188	9.0	41	1
Coleman	20	298	14.9	81	1
G. Brown	18	194	10.8	24	1
Carter	11	74	6.7	19	1
Wellman	10	112	11.2	25	0
McNair	8	78	9.8	21	0
R. Lewis	4	48	12.0	19	0
R. Brown	4	34	8.5	11	0
Hannah	3	24	8.0	11	0
Maston	2	12	6.0	10	0
Mills	1	4	4.0	4	0
Oilers	274	3216	11.7	81	13
Opponents	221	2963	13.4	55	18

INTERCEPTIONS	No	Yds	Avg	Lg	TD
D. Lewis	5	57	11.4	20	0
Dishman	4	74	18.5	38	1
Robertson	3	90	30.0	41	0
Bishop	1	21	21.0	21	0
St. Jackson	1	0	0.0	0	0
Oilers	14	242	17.3	41	1
Opponents	17	188	11.1	41	0

PUNTING	No	Yds	Avg	Net	TB	In	Lg	B
Camarillo	96	4115	42.9	36.4	9	35	58	0
Oilers	96	4115	42.9	36.4	9	35	58	0
Opponents	82	3443	42.0	36.9	7	31	56	0

PUNT RETURNS	No	FC	Yds	Avg	Lg	TD
Givins	37	9	210	5.7	78t	1
Hannah	9	0	58	6.4	13	0
Coleman	2	2	13	6.5	10	0
Dishman	1	0	0	0.0	0	0
Robertson	1	1	0	0.0	0	0
Oilers	50	12	281	5.6	78t	1
Opponents	50	16	438	8.8	82t	1

KICKOFF RETURNS	No	Yds	Avg	Lg	TD
McNair	23	481	20.9	44	0
Mills	15	282	18.8	34	0
St. Jackson	14	285	20.4	40	0
White	8	167	20.9	28	0
Hannah	5	116	23.2	39	0
Tillman	4	51	12.8	19	0
Bishop	2	18	9.0	11	0
Teeter	2	9	4.5	9	0
Givins	1	27	27.0	27	0
Oilers	74	1436	19.4	44	0
Opponents	48	832	17.3	35	0

FIELD GOALS	1-19	20-29	30-39	40-49	50+
Del Greco	0/0	4/5	4/4	7/8	1/3
Oilers	0/0	4/5	4/4	7/8	1/3
Opponents	0/0	10/10	7/7	11/11	2/3

Del Greco: (55N) (41G) () (45G, 24G) (48N) (29N) (21G, 24G) (52N) (32G, 49G, 38G) (34G) (43G) (42G) (38G) () (48G) (28G, 50G, 42G)
Opponents: (42G) (45G, 29G) (37G, 42G, 48G, 29G, 48G) (21G, 49G) (42G, 25G, 22G) (50N, 35G) () (35G) (50G, 39G, 37G, 40G) (50G, 40G) (26G, 37G) (37G, 23G) (25G, 23G) (40G) (21G) (49G)

SACKS
 Lathon 8.5, Childress 6.0, Davidson 6.0, Montgomery 3.0, Barrow 2.5, A. Smith 2.5, Bishop 1.5, St. Jackson 1.0
Oilers 31.0, Opponents 65.0

TACKLES (Solo-Assists-Total)
 A. Smith (97-45-142), Bishop (75-37-112), Robertson (80-31-111), Barrow (57-37-94), Childress (49-19-68), Davidson (47-21-68), Dishman (53-13-66), Robinson (41-25-66), Montgomery (45-19-64), D. Lewis (43-12-55), Lathon (36-16-52), McDowell (18-6-24), Wortham (15-7-22), Roberts (15-4-19), Bowden (7-6-13), St. Jackson (10-2-12), Ford (10-1-11), Teeter (7-0-7), Orlan-
 do (5-1-6), McCants (3-2-5), Davis (2-0-2), Faryniarz (1-0-1)
Team Totals: 716-304-1020

USUAL STARTING LINEUP

OFFENSE

WR Haywood Jeffries (80)
 WR Webster Slaughter (84)
 LT Brad Hopkins (72)
 LG John Flannery (55)
C Bruce Matthews (74)
 RG Kevin Donnalley (77)
 RT David Williams (75)
 TE Pat Carter (85)
 WR Ernest Givins (81)
 QB Billy Joe Tolliver(11)
 QB Cody Carlson (14)
 Bucky Richardson (7)
 RB Lorenzo White (44)
 FB Gary Brown (33)

DEFENSE

LE Kenny Davidson (90)
 LT Ray Childress (79)
 RT Glenn Montgomery (94)
 RE Lamar Lathon (57)
 LLB Eddie Robinson (50)
 MLB Al Smith (54)
 RLB Micheal Barrow (56)
 LCB Cris Dishman (28)
 RCB Darryll Lewis (29)
 SS Blaine Bishop (23)
 FS Marcus Robertson (31)

SPECIALISTS

K Al Del Greco (3)
 P Rich Camarillo (16)

Pro Bowl

All-Pro

GM: Floyd Reese; **Head Coach:** Jack Pardee (10 games), Jeff Fisher (six games)*
Asst. Coaches: Kevin Gilbride (asst. head coach/off.), Dick Coury (off. coord.), Jeff Fisher (def. coord.), Charlie Baggett (WR), Tom Bettis (DB), Frank Bush (qual. control), Frank Novak (ST/RB), Jim Stanley (DL), Steve Watterson (strength & rehab.), Gregg Williams (LB), Bob Young (OL)

* Coord. for first 10 games; head coach last six games

AMERICAN FOOTBALL CONFERENCE STANDINGS

AFC EAST	W	L	T	Pct
Miami	10	6	0	.625
* New England	10	6	0	.625
Indianapolis	8	8	0	.500
Buffalo	7	9	0	.438
N.Y. Jets	6	10	0	.375
AFC CENTRAL	W	L	T	Pct
Pittsburgh	12	4	0	.750
* Cleveland	11	5	0	.688
Cincinnati	3	13	0	.188
Houston	2	14	0	.125
AFC WEST	W	L	T	Pct
San Diego	11	5	0	.688
* Kansas City	9	7	0	.563
L.A. Raiders	9	7	0	.563
Denver	7	9	0	.438
Seattle	6	10	0	.375

NATIONAL FOOTBALL CONFERENCE STANDINGS

NFC EAST	W	L	T	Pct
Dallas	12	4	0	.750
N.Y. Giants	9	7	0	.563
Arizona	8	8	0	.500
Philadelphia	7	9	0	.438
Washington	3	13	0	.188
NFC CENTRAL	W	L	T	Pct
Minnesota	10	6	0	.625
* Green Bay	9	7	0	.563
* Detroit	9	7	0	.563
* Chicago	9	7	0	.563
Tampa Bay	6	10	0	.375
NFC WEST	W	L	T	Pct
San Francisco	13	3	0	.813
New Orleans	7	9	0	.438
Atlanta	7	9	0	.438
L.A. Rams	4	12	0	.250

* Wild Card for Playoffs



1993 SEASON (12-4 REGULAR SEASON, 0-1 PLAYOFFS) • 1ST PLACE AFC CENTRAL

DATE	OPPONENT	SCORE	W/L	ATT
Sep. 5	at New Orleans	21-33	L	69,029
Sep.12	KANSAS CITY	30-0	W	59,780
Sep. 19	at San Diego	17-18	L	58,519
Sep. 26	L.A. RAMS	13-28	L	53,072
Oct. 3	BYE			
Oct. 11	at Buffalo	7-35	L	79,613
Oct. 17	at New England	28-14	W	51,037
Oct. 24	CINCINNATI	28-12	W	50,039
Oct. 31	BYE			
Nov. 7	SEATTLE	24-14	W	50,447
Nov. 14	at Cincinnati	38-3	W	42,347
Nov. 21	at Cleveland	27-20	W	71,668
Nov. 28	PITTSBURGH	23-3	W	61,238
Dec. 5	ATLANTA	33-17	W	58,186
Dec. 12	CLEVELAND	19-17	W	58,720
Dec. 19	at Pittsburgh	26-17	W	57,592
Dec. 25	at San Francisco	10-7	W	61,744
Jan. 2	NY JETS	24-0	W	61,040
Jan. 16	KANSAS CITY	20-28	L	64,011

* Overtime

	TITANS	OPP
Total First Downs	330	289
Rushing	101	73
Passing	208	184
Penalty	21	32
3rd Down: Made/Att	94/211	64/208
3rd Down Pct.	44.5	30.8
4th Down: Made/Att	3/12	12/24
4th Down Pct.	25.0	50.0
Possession Avg.	31:48	28:12
Total Net Yards	5658	4874
Avg. Per Game	353.6	304.6
Total Plays	1066	1003
Avg. Per Play	5.3	4.9
Net Yards Rushing	1792	1273
Avg. Per Game	112.0	79.6
Total Rushes	409	369
Net Yards Passing	3866	3601
Avg. Per Game	241.6	225.1
Sacked/Yards Lost	43/279	52/313
Gross Yards	4145	3914
Att./Comp.	614/357	582/302
Completion Pct.	58.1	51.9
Had Intercepted	25	296
Punts/Average	56/45.3	79/43.7
Net Punting Avg.	56/38.7	79/36.9
Penalties/Yards	132/1005	103/791
Fumbles/Ball Lost	37/20	32/17
Touchdowns	40	26
Rushing	11	9
Passing	23	16
Returns	6	1

BY PERIODS	1	2	3	4	OT	PTS
Oilers	68	131	75	94	0	368
Opponents	40	73	50	75	0	238

SCORING	TD	RU	PA	RT	PAT	FG	S	TP
Del Greco	0	0	0	0	39/40	29/34	0	126
G. Brown	8	6	2	0			0	48
Jeffries	6	0	6	0			0	36
Slaughter	5	0	5	0			0	30
Givins	4	0	4	0			0	24
Duncan	3	0	3	0			0	18
Carlson	2	2	0	0			0	12
White	2	2	0	0			0	12
Childress	1	0	0	1			0	6
Dishman	1	0	0	1			0	6
Harris	1	0	1	0			0	6
Jackson	1	0	0	1			0	6
Lewis	1	0	0	1			0	6
Moon	1	1	0	1			0	6
Orlando	1	0	0	1			0	6
Robertson	1	0	0	1			0	6
Tillman	1	0	1	0			0	6
Wellman	1	0	1	0			0	6
Oilers	40	11	26	6	39/40	29/34	1	368
Opponents	26	9	16	1	25/26	19/28	0	238

RUSHING	No	Yds	Avg	Lg	TD
G. Brown	195	1002	5.1	26	6
White	131	465	3.5	14	2
Moon	48	145	3.0	35	1
Tillman	9	94	10.4	34	0

PASSING	Att	Cmp	Pct	Yards	Yds/Att	TD	Int	Lg	Sk/Yds	Rating
Moon	520	303	58.3	3485	6.70	21	21	80t	34/218	75.2
Carlson	90	51	56.7	605	6.72	2	4	47	8/53	66.2
Richardson	4	3	75.0	55	13.75	0	0	34	1/8	116.7
Oilers	614	357	58.1	4145	6.75	23	25	80t	43/279	74.2
Opponents	582	302	51.9	3914	6.73	16	26	53t	52/313	63.9

Carlson	14	41	2.9	10t	2
Givins	6	19	3.2	16	0
Maston	1	10	10.0	10	0
Richardson	2	9	4.5	11	0
Wellman	2	6	3.0	4	0
Coleman	1	1	1.0	1	0
Oilers	409	1792	4.4	35	11
Opponents	369	1273	3.4	29	9

RECEIVING	No	Yds	Avg	Lg	TD
Slaughter	77	904	11.7	41	5
Givins	68	887	13.0	80t	4
Jeffress	66	753	11.4	66t	6
Duncan	41	456	11.1	47	3
White	34	229	6.7	20	0
Wellman	31	430	13.9	44	1
G. Brown	21	240	11.4	38t	2
Coleman	9	129	14.3	25	0
Harris	4	53	13.3	17t	1
R. Brown	2	30	15.0	26	0
Maston	1	14	14.0	14	0
Norgard	1	13	13.0	13	0
Tillman	1	4	4.0	4t	1
Drewrey	1	3	3.0	3	0

INTERCEPTIONS	No	Yds	Avg	Lg	TD
Robertson	7	137	19.6	69	0
Dishman	6	74	12.3	30	0
Jackson	5	54	10.8	22t	1
Orlando	3	68	22.7	38t	1
McDowell	3	31	10.3	13	0
Lewis	1	47	47.0	47t	1
Bishop	1	1	1.0	1	0

PUNTING	No	Yds	Avg	Net	TB	In	Lg	B
Montgomery	54	2462	45.6	39.1	5	13	77	0
Sullivan (TM)	2	73	36.5	26.5	1	1	37	0
Oilers	56	2535	45.3	38.7	6	14	77	0
Opponents	79	3454	43.7	36.9	13	15	71	1

PUNT RETURNS	No	FC	Yds	Avg	Lg	TD
Drewrey	41	19	275	6.7	18	0
Oilers	41	19	275	6.7	18	0
Opponents	28	5	249	8.9	30	0

KICKOFF RETURNS	No	Yds	Avg	Lg	TD
Drewrey	15	293	19.5	34	0
Mills	11	230	20.9	37	0
Coleman	3	37	12.3	16	0
G. Brown	2	29	14.5	16	0
Oilers	31	589	19.0	37	0
Opponents	60	1062	17.7	36	0

FIELD GOALS	1-19	20-29	30-39	40-49	50+
Del Greco	0/0	13/13	8/9	4/5	4/7
Oilers	0/0	13/13	8/9	4/5	4/7
Opponents	1/1	6/7	5/6	4/9	3/5

Del Greco: (50N) (25G, 22G, 50G) (27G) (52G, 25G) () () ()
 (33G, 51G, 39G) (39G) (34N, 28G, 30G) (43G, 21G, 28G) (52G)
 (43G, 56N, 52N, 21G, 36G) (27G, 48G, 49G, 25G) (41N, 34G,
 22G, 33G, 21G) (24G) (38G)

Opponents: (28G, 37G, 18G, 47G) (46N) (34G, 34G, 27G, 27G)
 36G, 27G) (47N) (54N) (42B) (53G, 50G) () (46G) (21G, 44G)
 (42G) (30G) (53G, 46N, 56N) (26G) (47N, 24B) (36N)

SACKS

Jones 13.0, Fuller 10.0, Childress 9.0, Gl. Montgomery 6.0, L. Williams 3.0, Lathon 2.0, Marshall 2.0, Barrow 1.0, Bishop 1.0, McDowell 1.0, Robinson 1.0, Teeter 1.0, Bowden 1.0

Oilers 52.0, Opponents 43.0

TACKLES (Solo-Assists-Total)

Smith (67-28-95), Robertson (62-20-82), Dishman (68-10-78), McDowell (56-19-75), Childress (45-13-58), Robinson (42-15-57), Jackson (45-10-55), S. Jones (42-12-54), G. Montgomery (35-10-45), Lathon (29-10-39), Fuller (29-8-37), Marshall (28-9-37), Bowden (19-9-28), Bishop (24-3-27), Barrow (21-5-26), Orlando (16-2-18), L. Williams (8-8-16), Lewis (13-1-14), T. Brown (4-0-4), McCants (4-0-4), Teeter (3-2-5), Hoage (3-0-3)

Team Totals: 663-194-857

USUAL STARTING LINEUP

OFFENSE

WR	Haywood Jeffires (84)
WR	Webster Slaughter (89)
LT	Brad Hopkins (72)
LG	Mike Munchak (63)
C	Bruce Matthews (74)
RG	Doug Dawson (66)
RT	David Williams (73)
WR	Ernest Givins (81)
WR	Curtis Duncan (80)
QB	Warren Moon (1)
RB	Gary Brown (33)
	Lorenzo White (44)

DEFENSE

LE	William Fuller (95)
LT	Ray Childress (79)
RT	Glenn Montgomery (94)
RE	Sean Jones (96)
LLB	Eddie Robinson (50)
MLB	Al Smith (54)
RLB	Wilber Marshall (58)
LCB	Cris Dishman (28)
RCB	Steve Jackson (24)
SS	Bubba McDowell (25)
FS	Marcus Robertson (31)

SPECIALISTS

P **Greg Montgomery (9)**

Pro Bowl

All-Pro

GM: Mike Holovak; **Head Coach:** Jack Pardee

Asst. Coaches: Kevin Gilbride (off. coord.), Buddy Ryan (def. coord.), Charlie Baggett (WR), Tom Bettis (DB), Frank Bush (qual. control), Ronnie Jones (LB), Frank Novak (RB), Jim Stanley (DL), Steve Watterson (strength & rehab.), Gregg Williams (ST), Bob Young (OL)

AMERICAN FOOTBALL CONFERENCE STANDINGS

AFC EAST	W	L	T	Pct
Buffalo	12	4	0	.750
Miami	9	7	0	.563
N.Y. Jets	8	8	0	.500
New England	5	11	0	.313
Indianapolis	4	12	0	.250
AFC CENTRAL	W	L	T	Pct
Houston	12	4	0	.750
* Pittsburgh	9	7	0	.563
Cleveland	7	9	0	.438
Cincinnati	3	13	0	.188
AFC WEST	W	L	T	Pct
Kansas City	11	5	0	.688
* L.A. Raiders	10	6	0	.625
* Denver	9	7	0	.563
San Diego	8	8	0	.500
Seattle	6	10	0	.375

NATIONAL FOOTBALL CONFERENCE STANDINGS

NFC EAST	W	L	T	Pct
Dallas	12	4	0	.750
* N.Y. Giants	11	5	0	.688
Philadelphia	8	8	0	.500
Phoenix	7	9	0	.438
Washington	4	12	0	.250
NFC CENTRAL	W	L	T	Pct
Detroit	10	6	0	.625
* Minnesota	9	7	0	.563
* Green Bay	9	7	0	.563
Chicago	7	9	0	.438
Tampa Bay	5	11	0	.313
NFC WEST	W	L	T	Pct
San Francisco	10	6	0	.625
New Orleans	8	8	0	.500
Atlanta	6	10	0	.375
L.A. Rams	5	11	0	.313

* Wild Card for Playoffs

1992 SEASON (10-6 REGULAR SEASON, 0-1 PLAYOFFS) • 2ND PLACE AFC CENTRAL

DATE	OPPONENT	SCORE	W/L	ATT
Sep. 6	PITTSBURGH	24-29	L	63,713
Sep. 13	at Indianapolis	20-10	W	44,851
Sep. 20	KANSAS CITY	23-20*	W	60,955
Sep. 27	SAN DIEGO	27-0	W	57,491
Oct. 4	BYE			
Oct. 11	at Cincinnati	38-24	W	54,254
Oct. 18	at Denver	21-27	L	74,827
Oct. 25	CINCINNATI	26-10	W	58,701
Nov. 1	at Pittsburgh	20-21	L	58,074
Nov. 8	CLEVELAND	14-24	L	57,348
Nov. 15	at Minnesota	17-13	W	56,726
Nov. 22	at Miami	16-19	L	63,597
Nov. 26	at Detroit	24-21	W	73,711
Dec. 7	CHICAGO	24-7	W	62,193
Dec. 13	GREEN BAY	14-16	L	57,285
Dec. 20	at Cleveland	17-14	W	59,898
Dec. 27	BUFFALO	27-3	W	61,742
Jan. 3	at Buffalo	38-41*	L	75,141

* Overtime

	TITANS	OPP
Total First Downs	339	254
Rushing	101	93
Passing	217	139
Penalty	21	22
3rd Down: Made/Att	72/170	68/194
3rd Down Pct.	42.4	35.1
4th Down: Made/Att	3/9	7/14
4th Down Pct.	33.3	50.0
Possession Avg.	31:09	28:51
Total Net Yards	5655	4211
Avg. Per Game	353.4	263.2
Total Plays	958	907
Avg. Per Play	5.9	4.6
Net Yards Rushing	1626	1634
Avg. Per Game	101.6	102.1
Total Rushes	353	412
Net Yards Passing	4029	2577
Avg. Per Game	251.8	161.1
Sacked/Yards Lost	32/202	50/321
Gross Yards	4231	2898
Att./Comp.	573/373	445/248
Completion Pct.	65.1	55.7
Had Intercepted	23	20
Punts/Average	55/45.2	68/43.2
Net Punting Avg.	55/37.3	68/38.6
Penalties/Yards	111/824	114/886
Fumbles/Ball Lost	28/12	24/11
Touchdowns	41	28
Rushing	10	6
Passing	27	20
Returns	4	2

BY PERIODS	1	2	3	4	OT	PTS
Oilers	81	75	80	113	3	352
Opponents	23	96	50	89	0	258

SCORING	TD	RU	PA	RT	PAT	FG	S	TP
Del Greco	0	0	0	0	41/41	21/27	0	104
Givins	10	0	10	0			0	60
Jeffries	9	0	9	0			0	54
White	8	7	1	0			0	48
Slaughter	4	0	4	0			0	24
L. Harris	2	0	2	0			0	12
G. Brown	1	1	0	0			0	6
Carlson	1	1	0	0			0	6
Childress	1	0	0	1			0	6
Duncan	1	0	1	0			0	6
Fuller	1	0	0	1			0	6
McDowell	1	0	0	1			0	6
Meads	1	0	0	1			0	6
Moon	1	1	0	0			0	6
Oilers	41	10	27	4	41/41	21/27	1	352
Opponents	28	6	20	2	27/28	21/26	0	258

RUSHING	No	Yds	Avg	Lg	TD
White	265	1226	4.6	44	7
Moon	27	147	5.4	23	1
G. Brown	19	87	4.6	26	1
Carlson	27	77	2.9	13	1
Givins	7	75	10.7	44	0
Slaughter	3	20	6.7	10	0
L. Harris	1	8	8.0	8	0
Tillman	1	1	1.0	1	0
Richardson	1	-1	-1.0	-1	0
Gr. Montgomery	2	-14	-7.0	0	0
Oilers	353	1626	4.6	44	10
Opponents	412	1634	4.0	67t	6

PASSING	Att	Cmp	Pct	Yards	Yds/Att	TD	Int	Lg	Sk/Yds	Rating
Moon	346	224	64.7	2521	7.29	18	12	72	16/105	89.3
Carlson	227	149	65.6	1710	7.53	9	11	65	15/90	81.2
Richardson	0	0	0.0	0	0.0	0	0	0	1/7	0
Oilers	573	373	65.1	4231	7.38	27	23	72	32/202	86.1
Opponents	445	248	55.7	2898	6.51	20	20	77t	50/321	71.9

RECEIVING	No	Yds	Avg	Lg	TD
Jeffries	90	913	10.1	47	9
Duncan	82	954	11.6	72	1
Givins	67	787	11.7	41	10
White	57	641	11.2	69t	1
Slaughter	39	486	12.5	36t	4
L. Harris	35	435	12.4	47	2
Coleman	2	10	5.0	6	0
G. Brown	1	5	5.0	5	0
Oilers	373	4231	11.3	72	27
Opponents	248	2898	11.7	77t	20

INTERCEPTIONS	No	Yds	Avg	Lg	TD
Gray	6	24	4.0	22	0
McDowell	3	52	17.3	26t	1
Dishman	3	34	11.3	17	0
Jackson	3	18	6.0	18	0
Robertson	1	27	27.0	27	0
A. Smith	1	26	26.0	26	0
Dumas	1	0	0.0	0	0
Graf	1	0	0.0	0	0
Jones	1	0	0.0	0	0
Oilers	20	181	9.1	27	1
Opponents	23	367	16.0	57	0

PUNTING	No	Yds	Avg	Net	TB	In	Lg	B
Montgomery	53	2487	46.9	37.3	9	14	66	2
Oilers	55	2487	45.2	37.3	9	14	66	2
Opponents	68	2939	43.2	38.6	6	23	65	1

PUNT RETURNS	No	FC	Yds	Avg	Lg	TD
Slaughter	20	8	142	7.1	20	0
Coleman	7	4	35	5.0	19	0
C. Harris	6	0	17	2.8	13	0
Oilers	33	12	194	5.9	20	0
Opponents	31	2	255	8.2	25	0

KICKOFF RETURNS	No	Yds	Avg	Lg	TD
Coleman	14	290	20.7	28	0
C. Harris	10	206	20.6	42	0
Tillman	10	157	15.7	33	0
Lewis	8	171	21.4	26	0
Slaughter	1	21	21.0	21	0
G. Brown	1	15	15.0	15	0
Gl. Montgomery	1	13	13.0	13	0
Flannery	1	12	12.0	12	0
Oilers	46	885	19.2	42	0
Opponents	63	989	15.7	35	0

FIELD GOALS	1-19	20-29	30-39	40-49	50+
Del Greco	3/3	8/9	5/6	4/8	1/1
Oilers	3/3	8/9	5/6	4/8	1/1
Opponents	0/0	6/7	7/8	5/7	3/4

Del Greco: (36G) (27G, 29N, 20G) (21G, 54G, 39G) (49G, 46N) (39G) (43N) (27G, 47N) (29G, 19G, 39N) () (30G) (24G, 41G, 23G, 41N) (46N, 30G) (19G) () (47G) (28G, 18G)
Opponents: (30G, 25G, 37G) (37G) (31G, 52G, 20N) () (29G, 43N) (45G, 28G) (24G) () (44G, 52N) (42G, 51G) (38G, 40G, 29G, 52G) () () (39G, 36G, 20G) (42N) (40G, 33N)

SACKS
 Childress 13.0, L. Williams 11.0, Jones 8.5, Fuller 8, Lathon 1.5, McDowell 1.5, Alm 1.0, Graf 1.0, Jackson 1.0, Lewis 1.0, Robinson 1.0, A. Smith 1.0, Gl. Montgomery 0.5
Oilers 50.0, Opponents 32.0

TACKLES (Solo-Assists-Total)
 A. Smith (68-52-120), Childress (64-26-90), J. Gray (56-15-71), McDowell (56-15-71), Robertson (39-32-71), Lathon (40-14-54), Robinson (33-21-54), Jones (34-19-53), Fuller (42-10-52), Dishman (27-13-40), Alm (24-11-35), L. Williams (24-11-35), Jackson (22-11-33), Lewis (21-6-27), Graf (13-9-22), Dumas (13-6-19), D. Smith (11-4-15), Peguee (2-6-8), Meads (2-5-7), Gl. Montgomery (5-1-6), Seale (5-0-5), T. Brown (4-1-5), Orlando (2-3-5), R. Johnson (2-3-5), Roberts (1-0-1), Veasey (1-0-1)
Oilers: (611-294-905)

USUAL STARTING LINEUP

OFFENSE

WR Haywood Jeffries (84)
WR Webster Slaughter (89)
 Leonard Harris (83)
LT Don Maggs (78)
LG Mike Munchak (63)
C Bruce Matthews (74)
RG Doug Dawson (66)
RT David Williams (73)
WR Ernest Givins (81)
WR Curtis Duncan (80)
QB Warren Moon (1)
 Cody Carlson (6)
RB Lorenzo White (44)

DEFENSE

LE William Fuller (95)
LT Ray Childress (79)
RT Jeff Alm (76)
 Doug Smith (99)
RE Sean Jones (96)
LLB Lamar Lathon (57)
MLB Al Smith (54)
RLB Eddie Robinson (50)
LCB Chris Dishman (28)
RCB Jerry Gray (21)
SS Bubba McDowell (25)
FS Marcus Robertson (31)

SPECIALISTS

K Al Del Greco (3)
P Greg Montgomery (9)

Pro Bowl

All-Pro

GM: Mike Holovak; **Head Coach:** Jack Pardee

Asst. Coaches: Kevin Gilbride (off. coord.), Jim Eddy (def. coord.), Frank Bush (LB), Frank Novak (RB), Chris Palmer (WR), Richard Smith (ST/asst. OL), Jim Stanley (DL), Steve Watterson (strength & rehab.), Gregg Williams (qual. control coord.), Bob Young (OL)

AMERICAN FOOTBALL CONFERENCE STANDINGS

AFC EAST	W	L	T	Pct
Miami	11	5	0	.688
* Buffalo	11	5	0	.688
Indianapolis	9	7	0	.563
N.Y. Jets	4	12	0	.250
New England	2	14	0	.125
AFC CENTRAL	W	L	T	Pct
Pittsburgh	11	5	0	.688
* Houston	10	6	0	.625
Cleveland	7	9	0	.438
Cincinnati	5	11	0	.313
AFC WEST	W	L	T	Pct
San Diego	11	5	0	.688
* Kansas City	10	6	0	.625
Denver	8	8	0	.500
L.A. Raiders	7	9	0	.438
Seattle	2	14	0	.125

NATIONAL FOOTBALL CONFERENCE STANDINGS

NFC EAST	W	L	T	Pct
Dallas	13	3	0	.813
* Philadelphia	11	5	0	.688
* Washington	9	7	0	.563
N.Y. Giants	6	10	0	.375
Phoenix	4	12	0	.250
NFC CENTRAL	W	L	T	Pct
Minnesota	11	5	0	.688
Green Bay	9	7	0	.563
Tampa Bay	5	11	0	.313
Chicago	5	11	0	.313
Detroit	5	11	0	.313
NFC WEST	W	L	T	Pct
San Francisco	14	2	0	.875
* New Orleans	12	4	0	.750
Atlanta	6	10	0	.375
L.A. Rams	6	10	0	.375

* Wild Card for Playoffs



1991 SEASON (11-5 REGULAR SEASON, 1-1 PLAYOFFS) • 1ST PLACE AFC CENTRAL

DATE	OPPONENT	SCORE	W/L	ATT
Sep. 1	L.A. RAIDERS	47-17	W	61,367
Sep. 8	at Cincinnati	30-7	W	56,643
Sep. 16	KANSAS CITY	17-7	W	61,058
Sep. 22	at New England	20-24	L	30,702
Sep. 29	BYE			
Oct. 6	DENVER	42-14	W	59,145
Oct. 13	at NY Jets	23-20	W	70,758
Oct. 20	at Miami	17-13	W	60,705
Oct. 27	CINCINNATI	35-3	W	58,634
Nov. 3	at Washington	13-16*	L	55,096
Nov. 10	DALLAS	26-23*	W	63,001
Nov. 17	CLEVELAND	28-24	W	58,155
Nov. 24	at Philadelphia	14-26	L	45,795
Dec. 2	PITTSBURGH	6-13	L	62,141
Dec. 8	PITTSBURGH	31-6	W	59,225
Dec. 15	at Cleveland	17-14	W	55,680
Dec. 21	at NY Giants	20-24	L	63,421
Dec. 29	NY JETS	17-10	W	61,485
Jan. 4	at Denver	24-26	L	75,301

* Overtime

	TITANS	OPP
Total First Downs	353	280
Rushing	99	94
Passing	236	163
Penalty	18	23
3rd Down: Made/Att	97/195	88/219
3rd Down Pct.	49.7	40.2
4th Down: Made/Att	3/9	9/19
4th Down Pct.	33.3	47.4
Possession Avg.	30:28	29:32
Total Net Yards	5987	4757
Avg. Per Game	374.2	297.3
Total Plays	1022	984
Avg. Per Play	5.9	4.8
Net Yards Rushing	1366	1540
Avg. Per Game	85.4	96.3
Total Rushes	331	407
Net Yards Passing	4621	3217
Avg. Per Game	288.8	201.1
Sacked/Yards Lost	24/183	45/305
Gross Yards	4804	3522
Att./Comp.	667/411	532/310
Completion Pct.	61.6	58.3
Had Intercepted	21	20
Punts/Average	53/41.7	74/42.1
Net Punting Avg.	53/36.6	74/36.6
Penalties/Yards	99/784	109/797
Fumbles/Ball Lost	33/19	27/18
Touchdowns	46	26
Rushing	16	8
Passing	24	17
Returns	6	1

BY PERIODS	1	2	3	4	OT	PTS
Oilers	43	129	64	147	3	386
Opponents	53	81	59	55	3	251

SCORING	TD	RU	PA	RT	PAT	FG	S	TP
Howfield	0	0	0	0	25/29	13/18	0	64
Pinkett	10	9	1	0			0	60
Del Greco	0	0	0	0	16/16	10/13	0	46
Jeffries	7	0	7	0			0	42
Givins	5	0	5	0			0	30
Duncan	4	0	4	0			0	24
Hill	4	0	4	0			0	24
White	4	4	0	0			0	24
T. Jones	2	0	2	0			0	12
Moon	2	2	0	0			0	12
Brown	1	1	0	0			0	6
Coleman	1	0	1	0			0	6
Dishman	1	0	0	1			0	6
Dumas	1	0	0	1			0	6
Lathon	1	0	0	1			0	6
Lewis	1	0	0	1			0	6
McDowell	1	0	0	1			0	6
A. Smith	1	0	0	1			0	6
Oilers	46	16	24	6	41/46	23/31	0	386
Opponents	26	8	17	1	26/26	23/29	0	251

RUSHING	No	Yds	Avg	Lg	TD
Pinkett	171	720	4.2	32	9
White	110	465	4.2	20	4
Brown	8	85	10.6	39t	1
Moon	33	68	2.1	12	2
Givins	4	30	7.5	23	0

PASSING	Att	Cmp	Pct	Yards	Yds/Att	TD	Int	Lg	Sk/Yds	Rating
Moon	655	404	61.7	4690	7.16	23	21	61t	23/174	81.7
Carlson	12	7	58.3	114	9.50	1	0	68t	1/9	118.1
Oilers	667	411	61.6	4804	7.20	24	21	68t	24/183	82.3
Opponents	532	310	58.3	3522	6.62	17	20	80t	45/305	73.2

Hill	1	1	1.0	1	0
Carlson	4	-3	-0.8	0	0
Oilers	331	1366	4.1	39t	16
Opponents	407	1540	3.8	24	8

RECEIVING	No	Yds	Avg	Lg	TD
Jeffres	100	1181	11.8	44	7
Hill	90	1109	12.3	61t	4
Givins	70	996	14.2	49	5
Duncan	55	588	10.7	42	4
Pinkett	29	228	7.9	36t	1
White	27	211	7.8	20	0
T. Jones	19	251	13.2	68t	2
Coleman	11	138	12.5	26	1
Harris	8	101	12.6	29	0
Brown	2	1	0.5	4	0
Oilers	411	4804	11.7	68t	24
Opponents	310	3522	11.4	80t	17

INTERCEPTIONS	No	Yds	Avg	Lg	TD
Dishman	6	61	10.2	43	0
McDowell	4	31	7.8	23	0
Orlando	4	18	4.5	18	0
Lathon	3	77	25.7	52t	1
Lewis	1	33	33.0	33t	1
Dumas	1	19	19.0	19	0
A. Smith	1	16	16.0	16	0
Oilers	20	255	12.8	52t	2
Opponents	21	296	14.1	47	0

PUNTING	No	Yds	Avg	Net	TB	In	Lg	B
Montgomery	48	2105	43.9	36.8	4	13	60	2
Sullivan	3	106	35.3	32.3	0	1	37	0
Oilers	53	2211	41.7	36.6	4	14	60	2
Opponents	74	3115	42.1	36.6	8	22	64	1

PUNT RETURNS	No	FC	Yds	Avg	Lg	TD
Coleman	22	8	138	6.3	24	0
Givins	11	0	107	9.7	29	0
Duncan	1	3	-1	-1.0	-1	0
Jackson	1	0	0	0.0	0	0
Robertson	1	0	0	0.0	0	0
Oilers	36	11	244	6.8	29	0
Opponents	29	5	192	6.6	17	0

KICKOFF RETURNS	No	Yds	Avg	Lg	TD
Pinkett	26	508	19.5	41	0
Coleman	13	256	19.7	31	0
Brown	3	30	10.0	16	0
Harris	2	34	17.0	19	0
V. Jones	1	7	7.0	7	0
Flannery	1	0	0.0	0	0
Oilers	46	835	18.2	41	0
Opponents	63	1071	17.0	42	0

FIELD GOALS	1-19	20-29	30-39	40-49	50+
Howfield	1/1	7/7	4/6	1/2	0/2
Del Greco	1/1	4/5	2/3	2/3	1/1
Oilers	2/2	11/12	6/9	3/5	1/3
Opponents	0/1	9/9	8/10	3/4	3/5

Howfield: (33G, 46G) (19G, 21G, 37G) (53N,23G) (28G, 38G)
(32N) (23G) (56N, 26G) (33G, 45N) (24G, 23G, 33N) () () () ()

Del Greco: () () () () () () () () (52G, 19G, 22G, 41N, 23G)
(25N) () (42G, 47G) (24G, 35N) (27G) (37G, 34G)

Opponents: (33G) (33B) () (33G) (31B) (21G, 32N, 31G) (34G, 46G) (50N, 20G) (21G, 20G, 41G) (35G, 37G, 45G) (55G) (20G 28G, 33G, 24G) (23G, 29G) (54G, 36G) (19N) (54G, 40B)

SACKS
Fuller 15.0, S. Jones 10.0, Childress 7.0, L. Williams 3.0, Lathon 2.0, McDowell 2.0, Alm 1.0, Jackson 1.0, Lewis 1.0, Robertson 1.0, A. Smith 1.0, Kozak 0.5, D. Smith 0.5
Oilers 45.0. Opponents 24.0

TACKLES (Solo-Assists-Total)

A. Smith (99-44-143), Lathon (85-30-115), McDowell (65-26-91), Childress (55-20-75), R. Johnson (52-15-67), Dishman (52-13-65), S. Jones (43-17-60), Orlando (35-21-56), Fuller (40-14-54), D. Smith (33-19-52), Meads (28-24-52), Robertson (25-5-30), Lewis (17-9-26), Jackson (19-5-24), L. Williams (11-6-17), Alm (6-3-9), Dumas (2-5-7), Fairs (3-3-6), Graf (3-2-5), Seale (3-1-4) Gl. Montoomerv (1-1-2), Kozak (1-1-2)

Team Totals: 678-284-962

USUAL STARTING LINEUP

OFFENSE

WR Haywood Jeffires (84)

WR	Drew Hill (85)
LT	Don Maggs (78)
LG	Mike Munchak (63)
C	Bruce Matthews (74)
RG	Doug Dawson (66)
	John Flannery (55)
RT	David Williams (73)
TE	Ernest Givins (81)
WR	Curtis Duncan (80)
QB	Warren Moon (1)
RB	Allen Pinkett (20)

DEFENSE

LE	William Fuller (95)
LT	Ray Childress (79)
RT	Doug Smith (99)
RE	Sean Jones (96)
LLB	Lamar Lathon (57)
MLB	Al Smith (54)
RLB	Johnny Meads (91)
LCB	Cris Dishman (28)
RCB	Richard Johnson (23)
SS	Bubba McDowell (25)
FS	Bo Orlando (26)

SPECIALISTS

K	Al Del Greco (3)
	Ian Howfield (6)
P	Greg Montgomery (9)

Pro Bowl

All-Pro

GM: Mike Holovak; **Head Coach:** Jack Pardee
Asst. Coaches: Kevin Gilbride (off. coord.), Jim Eddy (def. coord.), Frank Novak (RB), Chris Palmer (WR), Richard Smith (ST/LB), Jim Stanley (DL), Pat Thomas (DB), Steve Watterson (strength & rehab.), Gregg Williams (qual. control coord.), Bob Young (OL)

AMERICAN FOOTBALL CONFERENCE STANDINGS

AFC EAST	W	L	T	Pct
Buffalo	13	3	0	.813
* N.Y. Jets	8	8	0	.500
Miami	8	8	0	.500
New England	6	10	0	.375
Indianapolis	1	15	0	.063
AFC CENTRAL	W	L	T	Pct
Houston	11	5	0	.688
Pittsburgh	7	9	0	.438
Cleveland	6	10	0	.375
Cincinnati	3	13	0	.188
AFC WEST	W	L	T	Pct
Denver	12	4	0	.750
* Kansas City	10	6	0	.625
* L.A. Raiders	10	6	0	.625
Seattle	9	7	0	.563
San Diego	4	12	0	.250

NATIONAL FOOTBALL CONFERENCE STANDINGS

NFC EAST	W	L	T	Pct
Washington	14	2	0	.875
* Dallas	11	5	0	.688
Philadelphia	10	6	0	.625
N.Y. Giants	8	8	0	.500
Phoenix	4	12	0	.250
NFC CENTRAL	W	L	T	Pct
Detroit	12	4	0	.750
* Chicago	11	5	0	.688
Minnesota	8	8	0	.500
Green Bay	4	12	0	.250
Tampa Bay	3	13	0	.188
NFC WEST	W	L	T	Pct
New Orleans	11	5	0	.688
* Atlanta	10	6	0	.625
San Francisco	10	6	0	.625
L.A. Rams	3	13	0	.188

* Wild Card for Playoffs

1990 SEASON (9-7 REGULAR SEASON, 0-1 PLAYOFFS) • 1ST PLACE AFC CENTRAL (TIED)

DATE	OPPONENT	SCORE	W/L	ATT
Sep. 9	at Atlanta	27-47	L	56,222
Sep. 16	at Pittsburgh	9-20	L	54,814
Sep. 23	INDIANAPOLIS	24-10	W	50,093
Sep. 30	at San Diego	17-7	W	48,762
Oct. 7	SAN FRANCISCO	21-24	L	59,931
Oct. 14	CINCINNATI	48-17	W	53,501
Oct. 21	NEW ORLEANS	23-10	W	57,908
Oct. 28	NY JETS	12-17	L	56,337
Nov. 4	at L.A. Rams	13-17	L	52,628
Nov. 11	BYE			
Nov. 18	at Cleveland	35-23	W	76,726
Nov. 26	BUFFALO	27-24	W	60,130
Dec. 2	at Seattle	10-13*	L	57,592
Dec. 9	CLEVELAND	58-14	W	54,469
Dec. 16	at Kansas City	27-10	W	61,756
Dec. 23	at Cincinnati	20-40	L	60,044
Dec. 30	PITTSBURGH	34-14	W	56,906
Jan. 6	at Cincinnati	14-41	L	60,012

* Overtime

	TITANS	OPP
Total First Downs	376	279
Rushing	97	88
Passing	251	160
Penalty	28	31
3rd Down: Made/Att	94/180	69/177
3rd Down Pct.	52.2	39.0
4th Down: Made/Att	3/12	6/13
4th Down Pct.	25.0	46.2
Possession Avg.	31:35	28:25
Total Net Yards	6222	4635
Avg. Per Game	388.9	289.7
Total Plays	1006	890
Avg. Per Play	6.2	5.2
Net Yards Rushing	1417	1575
Avg. Per Game	88.6	98.4
Total Rushes	328	392
Net Yards Passing	4805	3060
Avg. Per Game	300.3	191.3
Sacked/Yards Lost	39/267	38/272
Gross Yards	5072	3332
Att./Comp.	639/399	460/267
Completion Pct.	62.4	58.0
Had Intercepted	15	21
Punts/Average	34/45.0	62/38.7
Net Punting Avg.	34/36.6	62/35.0
Penalties/Yards	135/1009	134/1015
Fumbles/Ball Lost	34/21	22/12
Touchdowns	49	37
Rushing	10	12
Passing	37	18
Returns	2	7

BY PERIODS	1	2	3	4	OT	PTS
Oilers	83	152	70	100	0	405
Opponents	54	95	71	84	3	307

SCORING	TD	RU	PA	RT	PAT	FG	S	TP
White	12	8	4	0			0	72
Garcia	0	0	0	0	26/28	14/20	0	68
Givins	9	0	9	0			0	54
Jeffries	8	0	8	0			0	48
Zendejas	0	0	0	0	20/21	7/12	0	41
T. Jones	6	0	6	0			0	36
Hill	5	0	5	0			0	30
Harris	3	0	3	0			0	18
Moon	2	2	0	0			0	12
Duncan	1	0	1	0			0	6
Ford	1	0	1	0			0	6
R. Johnson	1	0	0	1			0	6
Kinard	1	0	0	1			0	6
Childress	0	0	0	0			1	2
Oilers	49	10	37	2	46/49	21/32	1	405
Opponents	37	12	18	7	34/37	17/21	0	307

RUSHING	No	Yds	Avg	Lg	TD
White	168	702	4.2	22	8
Pinkett	66	268	4.1	19	0
Moon	55	215	3.9	17	2
V. Jones	14	75	5.4	14	0
Givins	3	65	21.7	31	0
Carlson	11	52	4.7	16	0
Rozier	10	42	4.2	11	0
T. Jones	1	-2	-2.0	-2	0
Oilers	328	1417	4.3	31	10
Opponents	392	1575	4.0	56t	12

PASSING	Att	Cmp	Pct	Yards	Yds/Att	TD	Int	Lg	Sk/Yds	Rating
Moon	584	362	62.0	4689	8.03	33	13	87t	36/252	96.8
Carlson	55	37	67.3	383	6.96	4	2	53t	3/15	96.3
Oilers	639	399	62.4	5072	7.94	37	15	87t	39/267	96.7
Opponents	460	267	58.0	3332	7.24	18	21	78t	38/272	74.7

RECEIVING	No	Yds	Avg	Lg	TD
Jeffries	74	1048	14.2	87t	8
Hill	74	1019	13.8	57	5
Givins	72	979	13.6	80t	9
Duncan	66	785	11.9	37t	1
White	39	368	9.4	29	4
T. Jones	30	409	13.6	47	6
Harris	13	172	13.2	42t	3
Pinkett	11	85	7.7	38	0
Ford	10	98	9.8	24	1
McNeil	5	63	12.6	16	0
Rozier	5	46	9.2	24	0
Oilers	399	5072	12.7	87t	37
Opponents	267	3332	12.5	78t	18

INTERCEPTIONS	No	Yds	Avg	Lg	TD
R. Johnson	8	100	12.5	35	1
Kinard	4	75	18.8	47	0
Dishman	4	50	12.5	42	0
McDowell	2	11	5.5	11	0
Meads	1	32	32.0	32	0
Allen	1	27	27.0	27	0
Knight	1	0	0	0	0
Oilers	21	295	14.0	47	1
Opponents	15	237	15.8	82t	2

PUNTING	No	Yds	Avg	Net	TB	In	Lg	B
Montgomery	34	1530	45.0	36.6	5	7	60	0
Oilers	34	1530	45.0	36.6	5	7	60	0
Opponents	62	2402	38.7	35.0	3	20	55	1

PUNT RETURNS	No	FC	Yds	Avg	Lg	TD
McNeil	30	20	172	5.7	26	0
Duncan	0	1	0	--	0	0
Oilers	30	21	172	5.7	26	0
Opponents	23	0	186	7.1	52t	1

KICKOFF RETURNS	No	Yds	Avg	Lg	TD
McNeil	27	551	20.4	64	0
Ford	14	219	15.6	23	0
Pinkett	4	91	22.8	28	0
Norgard	2	0	0.0	0	0
Oilers	47	861	18.3	64	0
Opponents	71	1329	18.7	101t	1

FIELD GOALS	1-19	20-29	30-39	40-49	50+
Garcia	0/0	5/5	4/5	5/7	0/3
Zendejas	0/0	2/3	3/5	2/4	0/0
Oilers	0/0	7/8	7/10	7/11	0/3
Opponents	1/1	5/6	8/8	2/4	1/2

Garcia: () () () () () (42G, 40N, 49G, 52N) (22G, 31G) (51N) (25G, 36G) (29G) (45G) (32G, 39N, 26G) (29G, 36G, 42N) (50N, 47G, 45G)
 Zendejas: () (49N, 42N) (36N, 30G) (36N, 27N, 34G) () (22G, 23G) (43G, 45G, 33G) () () () () () ()
 Opponents: (39G, 39G, 36G, 51G) (31G, 27G) (33G) (27N, 45N) (23G) (29G) (20G, 40B) (32G) (19G) (22G) (43G) (39G, 42G) () (35G,) (52N)

SACKS
 S. Jones 12.5, Childress 8.0, Fuller 8.0, E. Johnson 2.5, Meads 2.5, D. Smith 2.0, A. Smith 1.0, Alm 0.5, McDowell 0.5, Gl. Montgomery 0.5
Oilers 38.0, Opponents 39.0

TACKLES (Solo-Assists-Total)
 A. Smith (75-26-101), Meads (65-30-95), Childress (65-20-85), McDowell (55-26-81), Kinard (52-22-74), R. Johnson (54-16-70), Grimsley (35-29-64), Dishman (42-16-58), S. Jones (34-22-56), Fuller (31-19-50), Knight (22-12-34), D. Smith (18-14-32), E. Johnson (16-16-32), Brown (23-6-29), Allen (15-2-17), Lathon (8-2-10), Alm (6-3-9), Gl. Montgomery (6-1-7), Fairs (5-2-7), Orlando (1-2-3), Thomas (2-0-2), Lyles (2-0-2)
Team Totals: 632-286-918

USUAL STARTING LINEUP

OFFENSE

WR Haywood Jeffries (84)
WR Drew Hill (85)
 LT Don Maggs (78)
LG Mike Munchak (63)
 C Jay Pennison (52)
RG Bruce Matthews (74)
 RT David Williams (73)
 Dean Steinkuhler (70)
WR Ernest Givins (81)
 WR Curtis Duncan (80)
QB Warren Moon (1)
 RB Lorenzo White (44)

DEFENSE

LE William Fuller (95)
LT Ray Childress (79)
 RT Doug Smith (99)
 RE Sean Jones (96)
 LLB John Grimsley (59)
 MLB Al Smith (54)
 RLB Johnny Meads (91)
 LCB Cris Dishman (28)
 RCB Richard Johnson (23)
 SS Bubba McDowell (25)
 FS Terry Kinard (27)

SPECIALISTS

K Teddy Garcia (8)
 Tony Zendejas (7)
 P Greg Montgomery (9)

Pro Bowl

All-Pro

GM: Mike Holovak; **Head Coach:** Jack Pardee
Asst. Coaches: Kevin Gilbride (off. coord.), Jim Eddy (def. coord.), Frank Novak (RB), Chris Palmer (WR), Richard Smith (ST/LB), Jim Stanley (DL), Pat Thomas (DB), Steve Watterson (strength & rehab.), Bob Young (OL)

AMERICAN FOOTBALL CONFERENCE STANDINGS

AFC EAST	W	L	T	Pct
Buffalo	13	3	0	.813
* Miami	12	4	0	.750
Indianapolis	7	9	0	.438
N.Y. Jets	6	10	0	.375
New England	1	15	0	.063
AFC CENTRAL	W	L	T	Pct
Cincinnati	9	7	0	.563
* Houston	9	7	0	.563
Pittsburgh	9	7	0	.563
Cleveland	3	13	0	.188
AFC WEST	W	L	T	Pct
L.A. Raiders	12	4	0	.750
* Kansas City	11	5	0	.688
Seattle	9	7	0	.563
San Diego	6	10	0	.375
Denver	5	11	0	.313

NATIONAL FOOTBALL CONFERENCE STANDINGS

NFC EAST	W	L	T	Pct
N.Y. Giants	13	3	0	.813
* Philadelphia	10	6	0	.625
* Washington	10	6	0	.625
Dallas	7	9	0	.438
Phoenix	5	11	0	.313
NFC CENTRAL	W	L	T	Pct
Chicago	11	5	0	.688
Tampa Bay	6	10	0	.375
Detroit	6	10	0	.375
Green Bay	6	10	0	.375
Minnesota	6	10	0	.375
NFC WEST	W	L	T	Pct
San Francisco	14	2	0	.875
* New Orleans	8	8	0	.500
L.A. Rams	5	11	0	.313
Atlanta	5	11	0	.313

* Wild Card for Playoffs



1989 SEASON (9-7 REGULAR SEASON, 0-1 PLAYOFFS) • 2ND PLACE AFC CENTRAL (TIED)

DATE	OPPONENT	SCORE	W/L	ATT
Sep. 10	at Minnesota	7-38	L	54,015
Sep. 17	at San Diego	34-27	W	42,013
Sep. 24	BUFFALO	41-47*	L	57,278
Oct. 1	MIAMI	39-7	W	53,326
Oct. 8	at New England	13-23	L	59,828
Oct. 15	at Chicago	33-28	W	64,383
Oct. 22	PITTSBURGH	27-0	W	59,091
Oct. 29	at Cleveland	17-28	L	78,765
Nov. 5	DETROIT	35-31	W	48,056
Nov. 13	CINCINNATI	26-24	W	60,694
Nov. 19	L.A. RAIDERS	23-7	W	59,198
Nov. 26	at Kansas City	0-34	L	51,342
Dec. 3	at Pittsburgh	23-16	W	40,541
Dec. 10	TAMPA BAY	20-17	W	54,532
Dec. 17	at Cincinnati	7-61	L	47,510
Dec. 23	CLEVELAND	20-24	L	58,852
Dec. 31	PITTSBURGH	23-26*	L	58,306

* Overtime

	TITANS	OPP
Total First Downs	327	314
Rushing	112	119
Passing	185	165
Penalty	30	30
3rd Down: Made/Att	83/203	87/191
3rd Down Pct.	40.9	45.5
4th Down: Made/Att	10/14	10/13
4th Down Pct.	71.4	76.9
Possession Avg.	31:59	28:01
Total Net Yards	5427	5211
Avg. Per Game	339.2	325.7
Total Plays	1028	940
Avg. Per Play	5.3	5.5
Net Yards Rushing	1928	1669
Avg. Per Game	120.5	104.3
Total Rushes	495	437
Net Yards Passing	3499	3542
Avg. Per Game	218.7	221.4
Sacked/Yards Lost	37/287	36/277
Gross Yards	3786	3819
Att./Comp.	496/295	467/269
Completion Pct.	59.5	57.6
Had Intercepted	16	21
Punts/Average	58/41.8	56/37.6
Net Punting Avg.	58/36.1	56/34.0
Penalties/Yards	149/1153	109/903
Fumbles/Ball Lost	39/17	25/16
Touchdowns	41	52
Rushing	16	20
Passing	23	28
Returns	2	4

BY PERIODS	1	2	3	4	OT	PTS
Oilers	50	128	85	102	0	365
Opponents	95	106	97	108	6	412

SCORING	TD	RU	PA	RT	PAT	FG	S	TP
Zendejas	0	0	0	0	40/40	25/37	0	115
Hill	8	0	8	0			0	48
Highsmith	6	4	2	0			0	36
Duncan	5	0	5	0			0	30
White	5	5	0	0			0	30
Moon	4	4	0	0			0	24
Givins	3	0	3	0			0	18
Harris	2	0	2	0			0	12
Jeffries	2	0	2	0			0	12
Pinkett	2	2	0	0			0	12
Rozier	2	2	0	0			0	12
Dishman	1	0	0	1			0	6
Seale	1	0	0	1			0	6
McDowell	0	0	0	0			1	2
Oilers	41	16	23	2	40/40	25/37	2	365
Opponents	52	20	28	4	49/50	17/21	0	412

RUSHING	No	Yds	Avg	Lg	TD
Highsmith	128	531	4.1	25	4
Pinkett	94	449	4.8	60	1
White	104	349	3.4	33	5
Rozier	88	301	3.4	17	2
Moon	70	268	3.8	19	4
Montgomery	3	17	5.7	11	0
T. Johnson	4	16	4.0	8	0
Duncan	1	0	0.0	0	0
Carlson	3	-3	-1.0	0	0
Oilers	495	1928	3.9	60	16
Opponents	437	1669	3.8	58t	20

PASSING	Att	Cmp	Pct	Yards	Yds/Att	TD	Int	Lg	Sk/Yds	Rating
Moon	464	280	60.3	3631	7.83	23	14	55	35/267	88.9
Carlson	31	15	48.4	155	5.00	0	1	23	2/20	49.8
Zendejas	1	0	0.0	0	0.00	0	1	0	0/0	0.0
Oilers	496	295	59.5	3786	7.63	23	16	55	37/287	85.5
Opponents	467	269	57.6	3819	8.18	28	21	80t	36/277	85.4

RECEIVING	No	Yds	Avg	Lg	TD
Hill	66	938	14.2	50	8
Givins	55	794	14.4	48	3
Jeffries	47	619	13.2	45t	2
Duncan	43	613	14.3	55	5
Pinkett	31	239	7.7	23	1
Highsmith	18	201	11.2	32	2
Harris	13	202	15.5	36	2
White	6	37	6.2	11	0
Verhulst	4	48	12.0	21	0
Jackson	4	31	7.8	18	0
Rozier	4	28	7.0	8	0
Mrosko	3	28	9.3	14	0
T. Johnson	1	8	8.0	8	0
Oilers	295	3786	12.8	55	23
Opponents	269	3819	14.2	80t	28

INTERCEPTIONS	No	Yds	Avg	Lg	TD
Brown	5	54	10.8	41	0
Lyles	4	66	16.5	48	0
McDowell	4	65	16.3	21	0
Dishman	4	31	7.8	31	0
Eaton	3	33	11.0	20	0
R. Johnson	1	0	0.0	0	0
Donaldson	0	14	--	14	0
Oilers	21	263	12.5	48	0
Opponents	16	171	10.7	43	0

PUNTING	No	Yds	Avg	Net	TB	In	Lg	B
Montgomery	56	2422	43.3	36.1	7	15	63	2
Oilers	56	2422	41.8	36.1	7	15	63	2
Opponents	56	2107	37.6	34.0	4	10	55	3

PUNT RETURNS	No	FC	Yds	Avg	Lg	TD
K. Johnson	19	21	122	6.4	19	0
Oilers	19	21	122	6.4	19	0
Opponents	24	7	191	8.0	28	0

KICKOFF RETURNS	No	Yds	Avg	Lg	TD
K. Johnson	21	372	17.7	39	0
White	17	303	17.8	29	0
Harris	14	331	23.6	63	0
T. Johnson	13	224	17.2	27	0
Mrosko	3	46	15.3	19	0
Williams	2	8	4.0	8	0
Fairs	1	1	1.0	1	0
Lyles	1	0	0.0	0	0
Gl. Montgomery	1	0	0.0	0	0
Verhulst	1	0	0.0	0	0
Oilers	74	1285	17.4	63	0
Opponents	59	1024	17.4	97t	1

FIELD GOALS	1-19	20-29	30-39	40-49	50+
Zendejas	1/1	8/9	9/14	5/11	2/2
Oilers	1/1	8/9	9/14	5/11	2/2
Opponents	2/2	3/3	9/10	3/5	0/1

Zendejas: () (24G, 47N, 32G, 44N, 24N) (26G, 47B, 52G, 37N) (32G, 40G, 32G) (46G, 22G), (27G, 19G, 42N) (41G, 31N, 51G, 41N) (23G) () (32G, 42G, 37G, 28G) (20G, 20G, 46G) (39N) (37N) (30G, 37G) (32N) (30G, 48G, 37G)
Opponents: (35G, 51N) () (43G, 26G) () (30G, 45N, 34G, 43G) () () (47G) (38G) () (31G, 39B, 34G) (18G, 37G, 18G) (21G, 48N) (27G, 30G) (32G)

SACKS
 Childress 8.5, Fuller 6.5, Jones 6.0, Meads 4.0, Brown 3.0, Fairs 2.5, Lyles 2.0, Gl. Montgomery 1.5, McDowell 1.0, D. Smith 1.0
Oilers 36.0, Opponents 37.0

TACKLES (Solo-Assists-Total)
 Grimsley (72-30-102), McDowell (63-25-88), A. Smith (47-25-72), Lyles (43-22-65), Brown (49-14-63), Donaldson (35-27-62), Meads (35-26-61), Childress (38-19-57), Allen (47-6-53), Eaton (26-18-44), Fuller (31-11-42), Jones (21-14-35), Fairs (22-11-33), Dishman (27-3-30), Byrd (20-10-30), D. Smith (17-6-23), R. Johnson (17-5-22), Kozak (9-1-10), Bell (3-0-3), Brantley (2-1-3)
Team Totals: 651-293-944

USUAL STARTING LINEUP

OFFENSE

WR Drew Hill (85)
 LT Bruce Davis (77)
LG Mike Munchak (63)
 C Jay Pennison (52)
RG Bruce Matthews (74)
 RT Dean Steinkuhler (70)
 TE Bob Mrosko (87)
 WR Ernest Givins (81)
QB Warren Moon (1)
 RB Mike Rozier (30)
 FB Alonzo Highsmith (32)

DEFENSE

LE Ray Childress (79)
 NT Doug Smith (99)
 RE Richard Byrd (71)
 Sean Jones (96)
 OLB Robert Lyles (93)
 ILB John Grimsley (59)
 ILB Al Smith (54)
 OLB Johnny Meads (91)
 LCB Steve Brown (24)
 RCB Patrick Allen (29)
 SS Bubba McDowell (25)
 FS Jeff Donaldson (31)

SPECIALISTS

K Tony Zendejas (7)
 P Greg Montgomery (9)

Pro Bowl

All-Pro

GM: Mike Holovak; **Head Coach:** Jerry Glanville
Asst. Coaches: Kevin Gilbride (QB), Kim Helton (OL), Frank Novak (RB), Floyd Reese (LB), Nick Saban (DB), Ray Sherman (WR), Doug Shively (DL), Richard Smith (ST/TE), Steve Watterson (strength & rehab.)

AMERICAN FOOTBALL CONFERENCE STANDINGS

AFC EAST	W	L	T	Pct
Buffalo	9	7	0	.563
Indianapolis	8	8	0	.500
Miami	8	8	0	.500
New England	5	11	0	.313
N.Y. Jets	4	12	0	.250
AFC CENTRAL	W	L	T	Pct
Cleveland	9	6	1	.594
* Houston	9	7	0	.563
* Pittsburgh	9	7	0	.563
Cincinnati	8	8	0	.500
AFC WEST	W	L	T	Pct
Denver	11	5	0	.688
Kansas City	8	7	1	.531
L.A. Raiders	8	8	0	.500
Seattle	7	9	0	.438
San Diego	6	10	0	.375

NATIONAL FOOTBALL CONFERENCE STANDINGS

NFC EAST	W	L	T	Pct
N.Y. Giants	12	4	0	.750
* Philadelphia	11	5	0	.688
Washington	10	6	0	.625
Phoenix	5	11	0	.313
Dallas	1	15	0	.063
NFC CENTRAL	W	L	T	Pct
Minnesota	10	6	0	.625
Green Bay	10	6	0	.625
Detroit	7	9	0	.438
Chicago	6	10	0	.375
Tampa Bay	5	11	0	.313
NFC WEST	W	L	T	Pct
San Francisco	14	2	0	.875
* L.A. Rams	11	5	0	.688
New Orleans	9	7	0	.563
Atlanta	3	13	0	.188

* Wild Card for Playoffs



1988 SEASON (10-6 REGULAR SEASON, 1-1 PLAYOFFS) • 2ND PLACE AFC CENTRAL (TIED)

DATE	OPPONENT	SCORE	W/L	ATT
Sep. 4	at Indianapolis	17-14*	W	57,251
Sep. 11	L.A. RAIDERS	38-35	W	46,050
Sep. 18	at NY Jets	3-45	L	64,683
Sep. 25	NEW ENGLAND	31-6	W	38,646
Oct. 2	at Philadelphia	23-32	L	64,692
Oct. 9	KANSAS CITY	7-6	W	39,134
Oct. 16	at Pittsburgh	34-14	W	52,229
Oct. 23	at Cincinnati	21-44	L	54,659
Oct. 30	WASHINGTON	41-17	W	48,781
Nov. 7	CLEVELAND	24-17	W	51,467
Nov. 13	at Seattle	24-27	L	60,446
Nov. 20	PHOENIX	38-20	W	43,843
Nov. 24	at Dallas	25-17	W	50,845
Dec. 4	PITTSBURGH	34-37	L	47,791
Dec. 11	CINCINNATI	41-6	W	50,269
Dec. 18	at Cleveland	23-28	L	74,610
Dec. 24	at Cleveland	24-23	W	74,977
Jan. 1	at Buffalo	10-17	L	79,532

* Overtime

	TITANS	OPP
Total First Downs	308	304
Rushing	141	94
Passing	148	170
Penalty	19	40
3rd Down: Made/Att	84/202	82/207
3rd Down Pct.	41.6	39.6
4th Down: Made/Att	7/13	8/14
4th Down Pct.	53.8	57.1
Possession Avg.	31:11	28:49
Total Net Yards	5205	4858
Avg. Per Game	325.3	303.6
Total Plays	1010	985
Avg. Per Play	5.2	4.9
Net Yards Rushing	2249	1592
Avg. Per Game	140.6	99.5
Total Rushes	558	431
Net Yards Passing	2956	3266
Avg. Per Game	184.8	204.1
Sacked/Yards Lost	24/210	42/353
Gross Yards	3166	3619
Att./Comp.	428/218	512/281
Completion Pct.	50.9	54.9
Had Intercepted	18	22
Punts/Average	65/38.8	80/37.2
Net Punting Avg.	65/34.1	80/31.9
Penalties/Yards	125/1150	118/947
Fumbles/Ball Lost	33/17	33/20
Touchdowns	51	46
Rushing	26	20
Passing	21	22
Returns	4	4

BY PERIODS	1	2	3	4	OT	PTS
Oilers	84	137	100	100	3	424
Opponents	85	112	71	97	0	365

SCORING	TD	RU	PA	RT	PAT	FG	S	TP
Zendejas	0	0	0	0	48/50	22/34	0	114
Rozier	11	10	1	0			0	66
Hill	10	0	10	0			0	60
Pinkett	9	7	2	0			0	54
Givins	5	0	5	0			0	30
Moon	5	5	0	0			0	30
Highsmith	2	2	0	0			0	12
Brown	1	0	0	1			0	6
Bryant	1	0	0	1			0	6
Carlson	1	1	0	0			0	6
Dishman	1	0	0	1			0	6
Drewrey	1	0	1	0			0	6
Duncan	1	0	1	0			0	6
Jeffries	1	0	1	0			0	6
Pease	1	1	0	0			0	6
White	1	0	0	1			0	6
Fairs	0	0	0	0			1	2
Seale	0	0	0	0			1	2
Oilers	51	26	21	4	48/50	22/34	2	424
Opponents	46	20	22	4	43/46	14/18	2	365

RUSHING	No	Yds	Avg	Lg	TD
Rozier	251	1002	4.0	28	10
Pinkett	122	513	4.2	27	7
Highsmith	94	466	5.0	42	2
White	31	115	3.7	16	0
Moon	33	88	2.7	14	5
Carlson	12	36	3.0	10	1
Givins	4	26	6.5	10	0
Tillman	3	5	1.7	2	0

PASSING	Att	Cmp	Pct	Yards	Yds/Att	TD	Int	Lg	Sk/Yds	Rating
Moon	294	160	54.4	2327	7.91	17	8	57t	12/120	88.4
Carlson	112	52	46.4	775	6.92	4	6	51t	10/72	59.2
Pease	22	6	27.3	64	2.91	0	4	21	2/18	0.0
Oilers	428	218	50.9	3166	7.40	21	18	57t	24/210	74.2
Opponents	512	281	54.9	3619	7.07	22	22	80t	42/353	73.7

Pease	8	-2	-0.3	4t	1
Oilers	558	2249	4.0	42	26
Opponents	431	1592	3.7	44t	20

RECEIVING	No	Yds	Avg	Lg	TD
Hill	72	1141	15.8	57t	10
Givins	60	976	16.3	46	5
Duncan	22	302	13.7	36	1
Highsmith	12	131	10.9	28	0
Pinkett	12	114	9.5	51t	2
Drewrey	11	172	15.6	55	1
Rozier	11	99	9.0	18	1
Harris	10	136	13.6	42	0
Williams	6	46	7.7	10	0
Jeffries	2	49	24.5	42	1
Oilers	218	3166	14.5	57t	21
Opponents	281	3619	12.9	80t	22

INTERCEPTIONS	No	Yds	Avg	Lg	TD
Donaldson	4	29	7.3	23	0
Bryant	3	56	18.7	36t	1
R. Johnson	3	0	0.0	0	0
Brown	2	48	24.0	44t	1
Lyles	2	3	1.5	3	0
K. Johnson	1	51	51.0	51	0
Seale	1	46	46.0	46	0
Allen	1	23	23.0	21	0
D. Smith	1	20	20.0	20	0
Fuller	1	9	9.0	9	0
Grimsley	1	9	9.0	9	0
Bostic	1	7	7.0	7	0
Byrd	1	1	1.0	1	0
Oilers	22	302	13.7	51	2
Opponents	18	289	16.1	73	1

PUNTING	No	Yds	Avg	Net	TB	In	Lg	B
Montgomery	65	2523	38.8	34.1	5	12	61	0
Oilers	65	2523	38.8	34.1	5	12	61	0
Opponents	80	2973	37.2	31.9	10	14	60	5

PUNT RETURNS	No	FC	Yds	Avg	Lg	TD
K. Johnson	30	6	170	5.7	16	0
Duncan	4	2	47	11.8	26	0
Drewrey	2	2	8	4.0	8	0
Oilers	36	10	225	6.3	26	0
Opponents	35	9	206	5.9	18	0

KICKOFF RETURNS	No	Yds	Avg	Lg	TD
Harris	34	678	19.9	56	0
White	8	196	24.5	90t	1
Pinkett	7	137	19.6	29	0
K. Johnson	6	157	26.2	56	0
Donaldson	1	5	5.0	5	0
Drewrey	1	10	10.0	10	0
Duncan	1	34	34.0	34	0
R. Johnson	1	2	2.0	2	0
Tillman	1	13	13.0	13	0
Oilers	60	1232	20.5	90t	1
Opponents	69	1362	19.7	92t	1

FIELD GOALS	1-19	20-29	30-39	40-49	50+
Zendejas	1/1	3/5	7/8	9/16	2/4
Oilers	1/1	3/5	7/8	9/16	2/4
Opponents	0/0	4/4	1/2	8/10	1/2

Zendejas: (47B, 26N, 35G), (19G) (30G, 26N, 48N) (46N, 46N, 49G) () (37N, 50N) (50G, 27G) (45N) (41G, 39G) (52N, 47G) (52G) (46N, 37G) (28G, 49G, 47G, 22G) (36G, 41G, 41N) (43G, 48G) (39G, 42G, 35G)
Opponents: (57N) (48N) (47G) () (22G, 39G, 41G) (28G, 51G) () (46G) (40G) (40G, 46G) () (29G) (39N, 45G, 48B) (45G, 27G) ()

SACKS
Childress 8.5, Fuller 8.5, Meads 8.0, S. Jones 7.5, D. Smith 3.0, Bostic 2.0, Lyles 1.5, Grimsley 1.0, Mikolas 1.0, Seale 1.0
Oilers 42.0, Opponents 24.0

TACKLES (Solo-Assists-Total)
Grimsley (66-45-111), A. Smith (57-39-96), Lyles (58-34-92), Donaldson (53-34-87), Bostic (47-23-70), Meads (43-21-64), Brown (46-17-63), Childress (45-15-60), Fuller (40-16-56), R. Johnson (31-13-44), Allen (33-6-39), S. Jones (22-15-37), Byrd (25-11-36), D. Smith (22-13-35), Seale (14-5-19), Bryant (7-8-15), Dishman (12-0-12), K. Johnson (7-2-9), Fairs (8-0-8), Banks (4-0-4), W. Johnson (2-1-3), Mikolas (1-0-1), Loveall (1-0-1), Caston (0-1-1)
Team Totals: 644-319-963

USUAL STARTING LINEUP

OFFENSE

WR	Drew Hill (85)
LT	Bruce Davis (77)
LG	Mike Munchak (63)
C	Jay Pennison (52)
RG	Bruce Matthews (74)
RT	Dean Steinkuhler (70)
TE	Jamie Williams (87)
WR	Ernest Givins (81)
QB	Warren Moon (1)
RB	Mike Rozier (30)
FB	Alonzo Highsmith (32)

DEFENSE

LE	Ray Childress (79)
NT	Doug Smith (99)
	Richard Byrd (71)
RE	William Fuller (95)
OLB	Robert Lyles (93)
ILB	John Grimsley (59)
ILB	Al Smith (54)
OLB	Johnny Meads (91)
LCB	Steve Brown (24)
RCB	Patrick Allen (29)
SS	Keith Bostic (25)
FS	Jeff Donaldson (31)

SPECIALISTS

K	Tony Zendejas (7)
P	Greg Montgomery (9)

Pro Bowl

All-Pro

GM: Ladd Herzog; **Head Coach:** Jerry Glanville
Asst. Coaches: Kim Helton (OL), Milt Jackson (WR), June Jones (QB), Floyd Reese (LB), Nick Saban (DB), Ray Sherman (RB), Doug Shively (DL), Richard Smith (ST/TE), Steve Watterson (strength & rehab.)

AMERICAN FOOTBALL CONFERENCE STANDINGS

AFC EAST	W	L	T	Pct
Buffalo	12	4	0	.750
Indianapolis	9	7	0	.563
New England	9	7	0	.563
N.Y. Jets	8	7	1	.531
Miami	6	10	0	.375
AFC CENTRAL	W	L	T	Pct
Cincinnati	12	4	0	.750
* Cleveland	10	6	0	.625
* Houston	10	6	0	.625
Pittsburgh	5	11	0	.313
AFC WEST	W	L	T	Pct
Seattle	9	7	0	.563
Denver	8	8	0	.500
L.A. Raiders	7	9	0	.438
San Diego	6	10	0	.375
Kansas City	4	11	1	.281

NATIONAL FOOTBALL CONFERENCE STANDINGS

NFC EAST	W	L	T	Pct
Philadelphia	10	6	0	.625
N.Y. Giants	10	6	0	.625
Washington	7	9	0	.438
Phoenix	7	9	0	.438
Dallas	3	13	0	.188
NFC CENTRAL	W	L	T	Pct
Chicago	12	4	0	.750
* Minnesota	11	5	0	.688
Tampa Bay	5	11	0	.313
Detroit	4	12	0	.250
Green Bay	4	12	0	.250
NFC WEST	W	L	T	Pct
San Francisco	10	6	0	.625
* L.A. Rams	10	6	0	.625
New Orleans	10	6	0	.625
Atlanta	5	11	0	.313

* Wild Card for Playoffs



1987 SEASON (9-6 REGULAR SEASON, 1-1 PLAYOFFS) • 2ND PLACE AFC CENTRAL

DATE	OPPONENT	SCORE	W/L	ATT
Sep. 13	L.A. RAMS	20-16	W	33,186
Sep. 20	at Buffalo	30-34	L	56,534
Sep. 27	L.A. RAIDERS	<i>Canceled due to players' strike</i>		
+Oct. 4	at Denver	40-10	W	38,494
+Oct. 11	at Cleveland	15-10	W	38,927
+Oct. 18	NEW ENGLAND	7-21	L	26,294
Oct. 25	ATLANTA	37-33	W	29,062
Nov. 1	at Cincinnati	31-29	W	52,700
Nov. 8	at San Francisco	20-27	L	59,740
Nov. 15	at Pittsburgh	23-3	W	56,177
Nov. 22	CLEVELAND	7-40	L	51,161
Nov. 29	at Indianapolis	27-51	L	54,999
Dec. 6	SAN DIEGO	33-18	W	31,714
Dec. 13	at New Orleans	10-24	L	68,257
Dec. 20	PITTSBURGH	24-16	W	38,683
Dec. 27	CINCINNATI	21-17	W	49,775
Jan. 3	SEATTLE	23-20*	W	49,622
Jan. 10	at Denver	10-34	L	75,968

+ Replacement games

* Overtime

	TITANS	OPP
Total First Downs	294	287
Rushing	118	98
Passing	150	153
Penalty	26	36
3rd Down: Made/Att	73/208	65/201
3rd Down Pct.	35.1	32.3
4th Down: Made/Att	9/16	5/11
4th Down Pct.	56.3	45.5
Possession Avg.	30:17	29:43
Total Net Yards	5223	4993
Avg. Per Game	348.2	332.9
Total Plays	998	976
Avg. Per Play	5.2	5.1
Net Yards Rushing	1923	1848
Avg. Per Game	128.2	123.2
Total Rushes	486	446
Net Yards Passing	3300	3145
Avg. Per Game	220.0	209.7
Sacked/Yards Lost	30/234	35/271
Gross Yards	3534	3416
Att./Comp.	482/240	495/266
Completion Pct.	49.8	53.7
Had Intercepted	23	23
Punts/Average	75/39.1	77/39.4
Net Punting Avg.	75/31.4	77/34.6
Penalties/Yards	114/1029	101/874
Fumbles/Ball Lost	32/14	37/14
Touchdowns	38	37
Rushing	12	10
Passing	24	25
Returns	2	2

BY PERIODS	1	2	3	4	OT	PTS
Oilers	47	97	89	112	0	345
Opponents	75	117	71	86	0	349

SCORING	TD	RU	PA	RT	PAT	FG	S	TP
Zendejas	0	0	0	0	32/33	20/26	0	92
Givins	6	0	6	0			0	36
D. Hill	6	0	6	0			0	36
Duncan	5	0	5	0			0	30
Dietrich	0	0	0	0	5/5	6/6	0	23
Moon	3	3	0	0			0	18
Rozier	3	3	0	0			0	18
J. Williams	3	0	3	0			0	18
Highsmith	2	1	1	0			0	12
Pinkett	2	2	0	0			0	12
Gehring	1	0	1	0			0	6
Jackson	1	1	0	0			0	6
Lyles	1	0	0	1			0	6
McDonald	1	0	1	0			0	6
Pease	1	1	0	0			0	6
Seale	1	0	0	1			0	6
Tillman	1	1	0	0			0	6
O. Williams	1	0	1	0			0	6
Baker	0	0	0	0			1	2
Oilers	38	12	24	2	37/38	26/32	1	345
Opponents	37	10	25	2	35/36	30/36	1	349

RUSHING	No	Yds	Avg	Lg	TD
Rozier	229	957	4.2	41	3
Jackson	60	232	3.9	16t	1
Pinkett	31	149	4.8	22	2
Hunter	34	144	4.2	21	0
Moon	34	112	3.3	20	3
Highsmith	29	106	3.7	25	1
Wallace	19	102	5.4	19	0
Pease	15	33	2.2	8	1

PASSING	Att	Cmp	Pct	Yards	Yds/Att	TD	Int	Lg	Sk/Yds	Rating
Moon	368	184	50.0	2806	7.63	21	18	83t	25/198	74.2
Pease	113	56	49.6	728	6.44	3	5	51	5/36	60.6
D. Hill	1	0	0.0	0	0.00	0	0	0	0/0	39.6
Oilers	482	240	49.8	3534	7.33	24	23	83t	30/234	70.8
Opponents	495	266	34.16	53.7	6.90	25	23	72t	35/271	73.1

Tillman	12	29	2.4	13	1
Cobble	9	23	2.6	12	0
Moore	7	22	3.1	11	0
Harris	1	17	17.0	17	0
Valentine	5	10	2.0	4	0
Givins	1	-13	-13.0	-13	0
Oilers	486	1923	4.0	41	12
Opponents	446	1848	4.1	57	10

RECEIVING	No	Yds	Avg	Lg	TD
Givins	53	933	17.6	83t	6
D. Hill	49	989	20.2	52t	6
Rozier	27	192	7.1	27	0
Duncan	13	237	18.2	48	5
J. Williams	13	158	12.2	25	3
O. Williams	11	165	15.0	36t	1
Drewrey	11	148	13.5	35	0
Harris	10	164	16.4	39	0
Jackson	10	44	4.4	16	0
Jeffries	7	89	12.7	23	0
Wallace	7	34	4.9	7	0
Walters	5	99	19.8	51	0
Gehring	5	64	12.8	31t	1
McDonald	4	56	14.0	24	1
Highsmith	4	55	13.8	33t	1
Moore	3	21	7.0	10	0
Hunter	3	17	5.7	11	0
Valentine	2	10	5.0	7	0
Darrington	1	38	38.0	38	0
James	1	14	14.0	14	0
Pinkett	1	7	7.0	7	0
Oilers	240	3534	14.7	83t	24
Opponents	266	3416	12.8	72t	25

INTERCEPTIONS	No	Yds	Avg	Lg	TD
Bostic	6	-14	-2.3	7	0
Bryant	4	75	18.8	29	0
Donaldson	4	16	4.0	9	0
St. Brown	2	45	22.5	35	0
Lyles	2	42	21.0	27	0
Seale	1	73	73.0	73t	1
P. Allen	1	37	37.0	24	0
Small	1	3	3.0	3	0
R. Johnson	1	0	0.0	0	0
Newsom	1	-3	-3.0	-3	0
Oilers	23	274	11.9	73t	1
Opponents	23	225	9.8	37	1

PUNTING	No	Yds	Avg	Net	TB	In	Lg	B
Gossett LG	44	1777	40.4	31.6	6	4	55	1
Gossett TM	25	1008	40.3	30.1	2	0	53	1
L. Johnson TM	41	1652	40.3	32.9	3	5	59	0
Superick	8	269	33.6	28.0	1	2	45	0
Oilers	75	2929	39.1	31.4	6	7	59	1
Opponents	77	3033	39.4	34.6	6	22	62	0

PUNT RETURNS	No	FC	Yds	Avg	Lg	TD
K. Johnson	24	5	196	8.2	26	0
Duncan	8	2	23	2.9	9	0
Drewrey	3	1	11	3.7	5	0
Walters	2	6	19	9.5	12	0
Oilers	37	14	249	6.7	26	0
Opponents	43	10	454	10.6	45	0

KICKOFF RETURNS	No	Yds	Avg	Lg	TD
Duncan	28	546	19.5	62	0
Pinkett	17	322	18.9	30	0
Drewrey	8	136	17.0	27	0
Hunter	4	79	19.8	28	0
Harris	3	87	29.0	43	0
K. Johnson	2	24	12.0	18	0
J. Davis	1	0	0.0	0	0
Fuller	1	0	0.0	0	0
Tillman	1	0	0.0	0	0
Valentine	1	13	13.0	13	0
Walters	1	18	18.0	18	0
Wallace*	0	0	--	0	0
Oilers	67	1225	18.3	62	0
Opponents	57	1177	20.6	74	0

*one fair catch

FIELD GOALS	1-19	20-29	30-39	40-49	50+
Zendejas	2/2	5/5	4/6	8/12	1/1
Dietrich	0/0	2/2	1/1	3/3	0/0
Oilers	2/2	7/7	5/7	11/15	1/1
Opponents	1/1	11/11	11/12	7/11	0/1

Zendejas: (44G, 19G) (52G, 27G, 30G) () () (48N, 34N) (31G, 43G, 24G) (47G) (20G, 48G) (34G, 20G, 40G) (48N) (37B, 18G, 48N, 44G) (48G, 47G) (21G) (34G), (42N)

Dietrich: () () (43G, 39G, 44G, 27G) (45G, 23G) () () () () ()
 Opponents: (28G, 44G, 47G) (45G, 38G) (28G) (26G) (52N) (39G, 37G, 45G, 18G) (32G, 33G, 26G, 43N, 39G, 32G) (44N, 28G, 38G) (22G) (21G, 32G, 31N) (36G, 45G, 49G) (27G) (48N, 46N, 28G) (25G, 35G, 20G) (43G)

SACKS

Childress 6.0, Martin (Hou) 3.0, Meads 4.0, D. Smith 3.5, Bostic 3.0, Baker 2.5, Cooks 2.0, Fuller 2.0, B. Johnson 2.0, Lyles 2.0, Byrd 1.0, Donaldson 1.0, Fox 1.0, Newsome 1.0, Seale 1.0

Oilers 35.0, Opponents 30.0

TACKLES (Solo-Assists-Total)

A. Smith (44-56-100), Grimsley (56-41-97), Donaldson (50-43-93), Lyles (55-25-80), Childress (44-25-69), Bostic (46-21-67), Meads (40-24-64), St. Brown (32-15-47), D. Smith (28-19-47), P. Allen (34-9-43), Byrd (22-14-36), Bryant (24-11-35), Martin (21-14-35), K. Johnson (25-5-30), Seale (18-10-28), R. Johnson (19-7-26), Fuller (13-9-22), McMillian (13-7-20), Cooks (7-5-12), Baker (8-3-11), Fairs (5-4-9), Caston (1-7-8), Birdsong (4-1-5), W. Johnson (4-0-4), Lyday (2-0-2)

Team Totals: 615-375-990

USUAL STARTING LINEUP

OFFENSE

WR Drew Hill (85)
 LT Bruce Davis (77)
 LG Mike Munchak (63)
 C Jay Pennison (52)
 RG Bruce Matthews (74)
 RT Dean Steinkuhler (70)
 TE Jamie Williams (87)
 WR Ernest Givins (81)
 QB Warren Moon (1)
 RB Mike Rozier (30)
 FB Ray Wallace (35)

DEFENSE

LE Ray Childress (79)
 NT Doug Smith (99)
 RE Richard Byrd (71)
 OLB Robert Lyles (93)
 ILB John Grimsley (59)
 ILB Al Smith (54)
 OLB Johnny Meads (91)
 LCB Steve Brown (24)
 RCB Patrick Allen (29)
 SS Keith Bostic (25)
 FS Jeff Donaldson (31)

SPECIALISTS

K Tony Zendejas (7)
 P Jeff Gossett (8)

Pro Bowl All-Pro

GM: Ladd Herzog; Head Coach: Jerry Glanville
 Asst. Coaches: Tom Bettis (DB), Kim Helton (OL), Milt Jackson (WR), Dick Jamieson (RB), June Jones (QB), Miller McCalmon (ST/TE), Floyd Reese (LB), Doug Shively (DL), Steve Watterson (strength & rehab.)

AMERICAN FOOTBALL CONFERENCE STANDINGS

AFC EAST	W	L	T	Pct
Indianapolis	9	6	0	.600
New England	8	7	0	.533
Miami	8	7	0	.533
Buffalo	7	8	0	.467
N.Y. Jets	6	9	0	.400
AFC CENTRAL	W	L	T	Pct
Cleveland	10	5	0	.667
* Houston	9	6	0	.600
Pittsburgh	8	7	0	.533
Cincinnati	4	11	0	.267
AFC WEST	W	L	T	Pct
Denver	10	4	1	.700
* Seattle	9	6	0	.600
San Diego	8	7	0	.533
L.A. Raiders	5	10	0	.333
Kansas City	4	11	0	.267

NATIONAL FOOTBALL CONFERENCE STANDINGS

1986 SEASON (S-II REGULAR SEASON) • 4TH PLACE AFC CENTRAL

DATE	OPPONENT	SCORE	W/L	ATT
Sep. 7	at Green Bay	31-3	W	54,065
Sep. 14	CLEVELAND	20-23	L	46,049
Sep. 21	at Kansas City	13-27	L	43,699
Sep. 29	PITTSBURGH	16-22*	L	42,001
Oct. 5	at Detroit	13-24	L	41,960
Oct. 12	CHICAGO	7-20	L	46,026
Oct. 19	at Cincinnati	28-31	L	53,844
Oct. 26	L.A. RAIDERS	17-28	L	41,641
Nov. 2	at Miami	7-28	L	43,804
Nov. 9	CINCINNATI	32-28	W	32,130
Nov. 16	at Pittsburgh	10-21	L	49,724
Nov. 23	INDIANAPOLIS	31-17	W	31,792
Nov. 30	at Cleveland	10-13*	L	62,309
Dec. 7	at San Diego	0-27	L	40,103
Dec. 14	MINNESOTA	23-10	W	32,738
Dec. 21	BUFFALO	16-7	W	31,409

* Overtime

	TITANS	OPP
Total First Downs	299	285
Rushing	101	102
Passing	179	137
Penalty	19	46
3rd Down: Made/Att	88/233	79/223
3rd Down Pct.	37.8	35.4
4th Down: Made/Att	4/13	6/12
4th Down Pct.	30.8	50.0
Possession Avg.	30:33	29:27
Total Net Yards	5149	5034
Avg. Per Game	321.8	314.6
Total Plays	1089	1054
Avg. Per Play	4.7	4.8
Net Yards Rushing	1700	2035
Avg. Per Game	106.3	127.2
Total Rushes	490	532
Net Yards Passing	3449	2999
Avg. Per Game	215.6	187.4
Sacked/Yards Lost	48/394	32/201
Gross Yards	3843	3200
Att./Comp.	551/288	490/228
Completion Pct.	52.3	46.5
Had Intercepted	31	16
Punts/Average	89/41.1	94/39.5
Net Punting Avg.	89/33.7	94/33.3
Penalties/Yards	121/1018	85/674
Fumbles/Ball Lost	28/12	31/16
Touchdowns	30	39
Rushing	13	13
Passing	14	25
Returns	3	1

BY PERIODS	1	2	3	4	OT	PTS
Oilers	57	70	71	76	0	274
Opponents	37	131	71	81	9	329

SCORING	TD	RU	PA	RT	PAT	FG	S	TP
Zendejas	0	0	0	0	28/29	22/27	0	94
D. Hill	5	0	5	0			0	30
Wallace	5	3	2	0			0	30
Givins	4	1	3	0			0	24
Rozier	4	4	0	0			0	24
Pinkett	3	2	1	0			0	18
Moon	2	2	0	0			0	12
Woolfolk	2	0	2	0			0	12
Donaldson	1	0	0	1			0	6
Lyles	1	0	0	1			0	6
Mariarty	1	1	0	0			0	6
Munchak	1	0	0	1			0	6
J. Williams	1	0	1	0			0	6
Oilers	30	13	14	3	28/29	22/27	0	274
Opponents	39	13	25	1	38/38	19/29	0	329

RUSHING	No	Yds	Avg	Lg	TD
Rozier	199	662	3.3	19t	4
Pinkett	77	225	2.9	14	2
Wallace	52	218	4.2	19	3
Moon	42	157	3.7	19	2
Givins	9	148	16.4	43t	1
Mariarty	55	137	2.5	9	1
Banks	29	80	2.8	9	0
Woolfolk	23	57	2.5	15	0
Luck	2	12	6.0	8	0
Edwards	1	3	3.0	3	0
Oliver LG	1	1	1.0	1	0
Oliver TM	1	1	1.0	1	0
Oilers	490	1700	3.5	43t	13
Opponents	532	2035	3.8	45	13

PASSING	Att	Cmp	Pct	Yards	Yds/Att	TD	Int	Lg	Sk/Yds	Rating
Moon	488	256	52.5	3489	7.15	13	26	81t	41/332	62.3
Luck	60	31	51.7	341	5.68	1	5	27	7/62	39.7
Givins	2	0	0.0	0	0.00	0	0	0	0/0	39.6
Rozier	1	1	100.0	13	13.00	0	0	13	0/0	118.8
Oilers	551	288	52.3	3843	6.97	14	31	81t	48/394	59.7
Opponents	490	228	46.5	3200	6.53	25	16	85t	32/201	71.5

RECEIVING	No	Yds	Avg	Lg	TD
D. Hill	65	1112	17.1	81t	5
Givins	61	1062	17.4	60	3
Pinkett	35	248	7.1	20	1
Woolfolk	28	314	11.2	30	2
Rozier	24	180	7.5	23	0
J. Williams	22	227	10.3	33	1
Drewrey	18	299	16.6	31	0
Wallace	17	177	10.4	35t	2
Banks	7	71	10.1	17	0
T. Smith	4	72	18.0	25	0
Akiu	4	67	16.8	27	0
Moriarty	2	16	8.0	17	0
Oliver LG	1	-2	-2.0	-2	0
Oliver TM	1	-2	-2.0	-2	0
Oilers	288	3843	13.3	81t	14
Opponents	228	3200	14.0	85t	25

INTERCEPTIONS	No	Yds	Avg	Lg	TD
Lyday	3	24	8.0	24	0
Allen	3	20	6.7	18	0
Brown	2	34	17.0	38	0
Eason	2	16	8.0	11	0
R. Johnson	2	6	3.0	6	0
Lyles	2	0	0.0	0	0
Bostic	1	0	0.0	0	0
Donaldson	1	0	0.0	0	0
Oilers	16	100	6.3	38	0
Opponents	31	325	10.5	36	1

PUNTING	No	Yds	Avg	Net	TB	In	Lg	B
L. Johnson	88	3623	41.2	35.7	9	26	66	0
Zendejas	1	36	36.0	36.0	0	1	36	0
Oilers	89	3659	41.1	35.7	9	27	66	0
Opponents	94	3713	39.5	33.3	12	16	61	1

PUNT RETURNS	No	FC	Yds	Avg	Lg	TD
Drewrey	34	13	262	7.7	25	0
Givins	8	0	80	10.0	17	0
Pinkett	1	2	-1	-1.0	-1	0
Oilers	43	15	341	7.9	25	0
Opponents	40	21	303	7.6	41	0

KICKOFF RETURNS	No	Yds	Avg	Lg	TD
Drewrey	25	500	20.0	32	0
Pinkett	26	519	20.0	48	0
Tasker	3	65	21.7	24	0
Riley	2	17	8.5	10	0
Woolfolk	2	38	19.0	21	0
Madsen	1	0	0.0	0	0
Oilers	59	1139	19.3	48	0
Opponents	32	695	21.7	44	0

FIELD GOALS	1-19	20-29	30-39	40-49	50+
Zendejas	1/1	7/7	7/9	6/7	1/3
Oilers	1/1	7/7	7/9	6/7	1/3
Opponents	0/0	7/7	4/5	7/15	1/2

Zendejas: (20G) (35G, 37G) () (45G, 29G, 23G) (25G, 45N, 19G) (54N) () (48G) () (42G, 25G, 30G, 46G) (44G, 39N) (34G, 32N) (53N, 47G) () (31G, 33G, 36G) (26G, 51G, 22G)
Opponents: (26G, 40N) (34G, 29G, 45G) (47G, 45G) (36N, 42G, 45G, 28G) (48G) (31G, 27G) (49B, 51G, 41N) (47N) (47N) (49N, 47N) () (37G) (23G, 29G) (20G, 35G) (40G) (53N, 42B)

SACKS
 Childress 5.0, Meads 3.5, Byrd 3.0, Lyles 3.0, Abraham 2.0, Baker (Hou) 2.0, Bostic 2.0, D. Smith 2.0, Donaldson 1.5, Brown 1.0, Bush 1.0, Fuller 1.0, Golic 1.0, Grimsley 1.0, R. Johnson 1.0, Madsen 1.0, Taylor 1.0

Oilers 32.0, Opponents 48.0.

TACKLES (Solo-Assists-Total)
 Grimsley (112-87-199), Childress (67-105-172), Abraham (77-59-136), Lyles (78-57-135), Byrd (44-80-124), Meads (59-52-111), Donaldson (58-52-110), Bostic (55-24-79), Brown (64-13-77), Golic (24-42-66), Eason (37-25-62), D. Smith (22-29-51), Allen (36-9-45), R. Johnson (17-6-23), Riley (12-11-23), Fuller (9-13-22), Bush (13-7-20), Fairs (11-4-15), McMillian (8-3-11), Baker (3-6-9), Matthews (6-2-8), Dodge (6-1-7), Banks (5-1-6), Madsen (3-3-6), Parks (3-2-5), Pinkett (4-0-4), Akiu (3-0-3), Oliver (2-0-2), D. Williams (1-0-1), Dressel (1-0-1), L. Johnson (1-0-1), Morgan (1-0-1), Griffin (1-0-1), Tasker (0-1-1) Drewrey (0-1-1), Taylor (0-1-1)

Team Totals: 866-714-1580

USUAL STARTING LINEUP

OFFENSE

WR	Drew Hill (85)
LT	Bruce Matthews (74)
LG	Mike Munchak (63)
C	Jim Romano (55)
	Jay Pennison (52)
RG	Kent Hill (72)
RT	Dean Steinkuhler (70)
TE	Jamie Williams (87)
WR	Ernest Givins (81)
QB	Warren Moon (1)
RB	Mike Rozier (30)
FB	Larry Moriarty (30)
	Butch Woolfolk (40)

DEFENSE

LE	Ray Childress (79)
NT	Doug Smith (99)
	Mike Golic (68)
RE	Richard Byrd (71)
OLB	Robert Lyles (93)
ILB	Avon Riley (53)
	John Grimsley (59)
ILB	Robert Abraham (56)
OLB	Johnny Meads (91)
LCB	Steve Brown (24)
RCB	Patrick Allen (29)
SS	Keith Bostic (25)
FS	Bo Eason (21)
	Jeff Donaldson (31)

SPECIALISTS

K	Tony Zendejas (7)
P	Lee Johnson (11)

Pro Bowl

All-Pro

GM: Ladd Herzeg; **Head Coach:** Jerry Glanville
Asst. Coaches: Dick Jamieson (off. coord./RB), Tom Bettis (DB), Gary Huff (QB), Milt Jackson (WR), Miller McCalmon (ST), Floyd Reese (LB), Doug Shively (DL), Bill Walsh (OL), Steve Watterson (strength & cond.)

AMERICAN FOOTBALL CONFERENCE STANDINGS

AFC EAST	W	L	T	Pct
New England	11	5	0	.688
* N.Y. Jets	10	6	0	.625
Miami	8	8	0	.500
Buffalo	4	12	0	.250
Indianapolis	3	13	0	.188
AFC CENTRAL	W	L	T	Pct
Cleveland	12	4	0	.750
Cincinnati	10	6	0	.625
Pittsburgh	6	10	0	.375
Houston	5	11	0	.313
AFC WEST	W	L	T	Pct
Denver	11	5	0	.688
* Kansas City	10	6	0	.625
Seattle	10	6	0	.625
L.A. Raiders	8	8	0	.500
San Diego	4	12	0	.250

NATIONAL FOOTBALL CONFERENCE STANDINGS

NFC EAST	W	L	T	Pct
N.Y. Giants	14	2	0	.875
* Washington	12	4	0	.750
Dallas	7	9	0	.438
Philadelphia	5	10	1	.344
St. Louis	4	11	1	.281
NFC CENTRAL	W	L	T	Pct
Chicago	14	2	0	.875
Minnesota	9	7	0	.563
Detroit	5	11	0	.313
Green Bay	4	12	0	.250
Tampa Bay	2	14	0	.125
NFC WEST	W	L	T	Pct
San Francisco	10	5	1	.656
* L.A. Rams	10	6	0	.625
Atlanta	7	8	1	.469
New Orleans	7	9	0	.438

* Wild Card for Playoffs



1985 SEASON (5-II REGULAR SEASON) • 4TH PLACE AFC CENTRAL

DATE	OPPONENT	SCORE	W/L	ATT
Sep. 8	MIAMI	26-23	W	47,656
Sep. 15	at Washington	13-16	L	53,553
Sep. 22	at Pittsburgh	0-20	L	58,572
Sep. 29	DALLAS	10-17	L	49,686
Oct. 6	at Denver	20-31	L	74,699
Oct. 13	CLEVELAND	6-21	L	38,386
Oct. 20	CINCINNATI	44-27	W	35,590
Oct. 27	at St. Louis	20-10	W	43,190
Nov. 3	KANSAS CITY	23-20	W	41,238
Nov. 10	at Buffalo	0-20	L	21,881
Nov. 17	PITTSBURGH	7-30	L	45,977
Nov. 24	SAN DIEGO	37-35	W	34,336
Dec. 1	at Cincinnati	27-45	L	46,140
Dec. 8	NY GIANTS	14-35	L	36,576
Dec. 15	at Cleveland	21-28	L	50,793
Dec. 22	at Indianapolis	16-34	L	55,818

	TITANS	OPP
Total First Downs	270	356
Rushing	96	150
Passing	149	158
Penalty	25	48
3rd Down: Made/Att	74/218	84/213
3rd Down Pct.	33.9	39.4
4th Down: Made/Att	8/20	10/15
4th Down Pct.	40.0	66.7
Possession Avg.	28:07	31:53
Total Net Yards	4652	6155
Avg. Per Game	290.8	384.7
Total Plays	998	1091
Avg. Per Play	4.7	5.6
Net Yards Rushing	1570	2814
Avg. Per Game	98.1	175.9
Total Rushes	428	588
Net Yards Passing	3028	3341
Avg. Per Game	192.6	208.8
Sacked/Yards Lost	58/441	41/313
Gross Yards	3523	3654
Att./Comp.	512/277	462/260
Completion Pct.	54.1	56.3
Had Intercepted	22	15
Punts/Average	84/41.5	68/39.4
Net Punting Avg.	84/35.5	68/33.3
Penalties/Yards	127/1150	121/908
Fumbles/Ball Lost	41/15	35/20
Touchdowns	32	51
Rushing	13	21
Passing	18	29
Returns	1	1

BY PERIODS	1	2	3	4	OT	PTS
Oilers	24	90	63	107	0	284
Opponents	126	94	112	80	0	412

SCORING	TD	RU	PA	RT	PAT	FG	S	TP
Zendejas	0	0	0	0	29/31	21/27	0	92
Hill	9	0	9	0	0	0	0	54
Rozier	8	8	0	0	0	0	0	48
Woolfolk	5	1	4	0	0	0	0	30
Moriarty	3	3	0	0	0	0	0	18
T. Smith	2	0	2	0	0	0	0	12
Akiu	1	0	0	1	0	0	0	6
Dressel	1	0	1	0	0	0	0	6
Edwards	1	1	0	0	0	0	0	6
McCloskey	1	0	1	0	0	0	0	6
Williams	1	0	1	0	0	0	0	6
Oilers	31	13	18	1	29/31	21/27	0	284
Opponents	50	21	29	1	48/50	19/34	0	412

RUSHING	No	Yds	Avg	Lg	TD
Rozier	133	462	3.5	30	8
Woolfolk	103	392	3.8	43	1
Moriarty	106	381	3.6	18	3
Moon	39	130	3.3	17	0
Edwards	25	96	3.8	19	1
Luck	15	95	6.3	17	0
Tasker	2	16	8.0	13	0
Moroski	2	2	1.0	2	0
L. Johnson	1	0	0.0	0	0
Drewrey	2	-4	-2.0	5	0
Oilers	428	1570	3.7	43	13
Opponents	588	2814	4.8	67	21

PASSING	Att	Cmp	Pct	Yards	Yds/Att	TD	Int	Lg	Sk/Yds	Rating
Moon	377	200	53.1	2709	7.19	15	19	80t	46/366	68.5
Luck	100	56	56.0	572	5.72	2	2	46t	8/50	70.9
Moroski	34	20	58.8	249	7.32	1	1	46	4/25	79.2
Zendejas	1	1	100.0	-7	100.0	0	0	0	0/0	79.2
Oilers	512	277	54.1	3523	6.88	18	22	80t	58/441	69.7
Opponents	462	260	56.3	3654	7.91	29	15	68t	41/313	89.3

RECEIVING	No	Yds	Avg	Lg	TD
Woolfolk	80	814	10.2	80t	4
Hill	64	1169	18.3	57t	9
T. Smith	46	660	14.3	33	2
Williams	39	444	11.4	29	1
Moriarty	17	112	6.6	16	0
Rozier	9	96	10.7	52	0
Edwards	7	71	10.1	31	0
McCloskey	4	29	7.3	24t	1
Dressel	3	17	5.7	12	1
Akiu	2	32	16.0	24	0
Drewrey	2	28	14.0	19	0
Tasker	2	19	9.5	14	0
Holston	1	25	25.0	25	0
Walls	1	7	7.0	7	0
Oilers	277	3523	12.7	80t	18
Opponents	260	3654	14.1	68t	29

INTERCEPTIONS	No	Yds	Avg	Lg	TD
Brown	5	41	8.2	22	0
Eason	3	55	18.3	55	0
Bostic	3	28	9.3	26	0
Kush	2	6	3.0	6	0
Riley	1	14	14.0	14	0
Stensrud	1	0	0.0	0	0
Oilers	15	144	9.6	55	0
Opponents	22	267	12.1	61t	1

PUNTING	No	Yds	Avg	Net	TB	In	Lg	B
L. Johnson	83	3464	41.7	35.7	8	22	65	0
T. Smith	1	26	26.0	26.0	0	1	26	0
Oilers	84	3490	41.5	35.5	8	23	65	0
Opponents	68	2677	39.4	33.3	8	19	56	4

PUNT RETURNS	No	FC	Yds	Avg	Lg	TD
Drewrey	24	10	215	9.0	23	0
Donaldson	6	1	35	5.8	13	0
Oilers	30	11	250	8.3	23	0
Opponents	45	7	345	7.7	31	0

KICKOFF RETURNS	No	Yds	Avg	Lg	TD
Drewrey	26	642	24.7	50	0
Tasker	17	447	26.3	52	0
Walls	12	234	19.5	42	0
Donaldson	5	93	18.6	22	0
Brown	2	45	22.5	28	0
Williams	2	21	10.5	12	0
Breihl	1	5	5.0	5	0
Hill	1	22	22.0	22	0
Lyday	1	6	6.0	6	0
Oilers	67	1515	22.6	52	0
Opponents	39	970	24.9	81	0

FIELD GOALS	1-19	20-29	30-39	40-49	50+
Zendejas	0/0	6/7	8/11	4/6	3/3
Oilers	0/0	6/7	8/11	4/6	3/3
Opponents	0/0	5/7	12/17	1/7	1/3

Zendejas: (35G, 46G) (44G, 35G, 42N, 33N) () (33G, 37N) (27G, 25G) (50G, 27G) (40N, 34G, 28G, 32G) (39G, 38G) (39N, 38G) () () (46G, 52G, 51G) (25G, 26G) () (24N) (45G)
Opponents: (33G, 36G, 23G) (34G) (37G, 38G, 40N) (47N, 33N, 36N, 35G, 36N) (37G, 51N, 51N) () (47G, 22G) (30G, 28N, 42N, 33N) (32N, 35G, 39G) (24G, 23G) (52G, 31G, 34G) (47N) (28N, 29G, 48N) () (41B) ()

SACKS
 Baker 5.5, Kush 5.0, Bostic 5.0, Stensrud 5.0, Childress 3.5, Bush 3.0, Eason 2.5, Riley 2.0, D. Smith 2.0, Sochia 2.0, Meads 1.5, Abraham 1.0, Brown 1.0, Byrd 1.0, Donaldson 1.0
Oilers 41.0, Opponents 58.0

TACKLES (Solo-Assists-Total)
 Riley (80-67-147), Childress (71-64-135), Eason (87-44-131), Lyles (60-70-130), Abraham (51-59-110), Bostic (75-34-109), Bush (52-47-99), Grimsley (46-41-87), Brown (63-23-86), Baker (43-39-82), Stensrud (35-30-65), Allen (46-9-57), Byrd (18-33-51), Meads (28-12-40), Donaldson (26-4-30), Smith (15-14-29), Sochia (15-10-25), Kush (21-6-27), Lyday (18-9-27), Johnson (15-1-16), Briehl (6-9-15), McCillian (1-0-1)
Team Totals: 872-625-1499

USUAL STARTING LINEUP

OFFENSE

WR Tim Smith (83)
 LT Harvey Salem (73)
LG Mike Munchak (63)
 C Jim Romano (55)
 RG John Schuhmacher (62)
 RT Bruce Matthews (74)
 TE Jamie Williams (87)
 WR Drew Hill (85)
 QB Warren Moon (1)
 RB Butch Woolfolk (40)
 FB Larry Moriarty (30)

DEFENSE

LE Ray Childress (79)
 NT Mike Stensrud (67)
 RE Jesse Baker (75)
 OLB Robert Lyles (93)
 ILB Avon Riley (53)
 ILB Robert Abraham (56)
 OLB Frank Bush (94)
 LCB Steve Brown (24)
 RCB Patrick Allen (29)
 SS Keith Bostic (25)
 FS Bo Eason (21)

SPECIALISTS

K Tony Zendejas (7)
 P Lee Johnson (11)

Pro Bowl

All-Pro

GM: Ladd Herzog; **Head Coach:** Hugh Campbell (14 games), Jerry Glanville (two games)
Asst. Coaches: Joe Faragalli (off. coord.), Jerry Glanville (def. coord.), Bill Allerheiligen (strength & cond.), John Devlin (inside LB), Gene Gaines (ST/outside LB), Ken Houston (DB), Bruce Lemmerman (WR), Bob Padilla (DL), Al Roberts (off. backs), Bill Walsh (OL)

* Coord. for first 14 games; head coach last two games

AMERICAN FOOTBALL CONFERENCE STANDINGS

AFC EAST	W	L	T	Pct
Miami	12	4	0	.750
* N.Y. Jets	11	5	0	.688
* New England	11	5	0	.688
Indianapolis	5	11	0	.313
Buffalo	2	14	0	.125
AFC CENTRAL	W	L	T	Pct
Cleveland	8	8	0	.500
Cincinnati	7	9	0	.438
Pittsburgh	7	9	0	.438
Houston	5	11	0	.313
AFC WEST	W	L	T	Pct
L.A. Raiders	12	4	0	.750
Denver	11	5	0	.688
Seattle	8	8	0	.500
San Diego	8	8	0	.500
Kansas City	6	10	0	.375

NATIONAL FOOTBALL CONFERENCE STANDINGS

NFC EAST	W	L	T	Pct
Dallas	10	6	0	.625
* N.Y. Giants	10	6	0	.625
Washington	10	6	0	.625
Philadelphia	7	9	0	.438
St. Louis	5	11	0	.313
NFC CENTRAL	W	L	T	Pct
Chicago	15	1	0	.938
Green Bay	8	8	0	.500
Minnesota	7	9	0	.438
Detroit	7	9	0	.438
Tampa Bay	2	14	0	.125
NFC WEST	W	L	T	Pct
L.A. Rams	11	5	0	.688
* San Francisco	10	6	0	.625
New Orleans	5	11	0	.313
Atlanta	4	12	0	.250

* Wild Card for Playoffs



1984 SEASON (3-13 REGULAR SEASON) • 4TH PLACE AFC CENTRAL

DATE	OPPONENT	SCORE	W/L	ATT
Sep. 2	L.A. RAIDERS	14-24	L	49,092
Sep. 9	INDIANAPOLIS	21-35	L	43,820
Sep. 16	at San Diego	14-31	L	52,266
Sep. 23	at Atlanta	10-42	L	45,248
Sep. 30	NEW ORLEANS	10-27	L	43,108
Oct. 7	at Cincinnati	3-13	L	43,637
Oct. 14	at Miami	10-28	L	54,080
Oct. 21	SAN FRANCISCO	21-34	L	39,900
Oct. 28	CINCINNATI	13-31	L	34,010
Nov. 4	at Pittsburgh	7-35	L	48,892
Nov. 11	at Kansas City	17-16	W	44,464
Nov. 18	NY JETS	31-20	W	40,141
Nov. 25	at Cleveland	10-27	L	46,077
Dec. 2	PITTSBURGH	23-20*	W	39,786
Dec. 9	at L.A. Rams	16-27	L	49,092
Dec. 16	CLEVELAND	20-27	L	33,676

	TITANS	OPP
Total First Downs	284	345
Rushing	95	158
Passing	164	168
Penalty	25	19
3rd Down: Made/Att	64/193	104/218
3rd Down Pct.	33.2	47.7
4th Down: Made/Att	5/16	8/11
4th Down Pct.	31.3	72.7
Possession Avg.	28:02	31:58
Total Net Yards	4884	5968
Avg. Per Game	305.3	373.0
Total Plays	969	1075
Avg. Per Play	5.0	5.6
Net Yards Rushing	1656	2789
Avg. Per Game	103.5	174.3
Total Rushes	433	596
Net Yards Passing	3228	3179
Avg. Per Game	201.8	198.7
Sacked/Yards Lost	49/382	32/267
Gross Yards	3610	3446
Att./Comp.	487/282	447/271
Completion Pct.	57.9	60.6
Had Intercepted	15	13
Punts/Average	88/39.6	64/42.2
Net Punting Avg.	88/31.4	64/37.7
Penalties/Yards	99/813	105/876
Fumbles/Ball Lost	36/16	24/11
Touchdowns	28	53
Rushing	13	27
Passing	14	23
Returns	1	3

BY PERIODS	1	2	3	4	OT	PTS
Oilers	27	82	50	78	3	240
Opponents	113	111	92	121	0	437

SCORING	TD	RU	PA	RT	PAT	FG	S	TP
Cooper	0	0	0	0	13/13	11/13	0	46
Moriarty	7	6	1	0			0	42
Kempf	0	0	0	0	14/14	4/6	0	26
Campbell	4	4	0	0			0	24
Smith	4	0	4	0			0	24
J. Williams	3	0	3	0			0	18
Dressel	2	0	2	0			0	12
Bostic	1	0	0	1			0	6
Edwards	1	0	1	0			0	6
Holston	1	0	1	0			0	6
Luck	1	1	0	0			0	6
McCloskey	1	0	1	0			0	6
Moon	1	1	0	0			0	6
Mullins	1	0	1	0			0	6
Walls	1	0	1	0			0	6
Oilers	28	13	14	1	27/27	15/19	0	240
Opponents	53	27	23	3	51/52	22/30	1	437

RUSHING	No	Yds	Avg	Lg	TD
Moriarty	189	785	4.2	51t	6
Campbell	96	278	2.9	22	4
Edwards	60	267	4.5	20	1
Moon	58	211	3.6	31	1
Luck	10	75	7.5	18	1
Joyner	14	22	1.6	9	0
Walls	4	20	5.0	20	0
Mullins	1	0	0.0	0	0
Cooper	1	-2	-2.0	-2	0
Oilers	433	1656	3.8	51t	13
Opponents	596	2789	4.7	54	27

PASSING	Att	Cmp	Pct	Yards	Yds/Att	TD	Int	Lg	Sk/Yds	Rating
Moon	450	259	57.6	3338	7.42	12	14	76	47/371	76.9
Luck	36	22	61.1	256	7.11	2	1	37	2/11	89.6
Moriarty	1	1	100.0	16	16.00	0	0	16	0/0	118.8
Oilers	487	282	57.9	3610	7.41	14	15	76	49/382	78.0
Opponents	447	271	60.6	3446	7.71	23	13	80t	32/267	89.8

RECEIVING	No	Yds	Avg	Lg	TD
Smith	69	1141	16.5	75t	4
J. Williams	41	545	13.3	32	3
Dressel	40	378	9.5	42	2
Moriarty	31	206	6.6	24	1
Holston	22	287	13.0	28	1
Edwards	20	151	7.6	20	0
Bryant	19	278	14.6	28	0
Walls	18	291	16.2	76	1
McCloskey	9	152	16.9	51	1
Mullins	6	85	14.2	25	1
Roaches	4	69	17.3	24	0
Campbell	3	27	9.0	15	0
Oilers	282	3610	12.8	76	14
Opponents	271	3446	12.7	80t	23

INTERCEPTIONS	No	Yds	Avg	Lg	TD
Tullis	4	48	12.0	22	0
Hartwig	3	23	7.7	19	0
Brown	1	26	26.0	26	0
Eason	1	20	20.0	20	0
Lyday	1	12	12.0	12	0
Allen	1	2	2.0	2	0
Brazile	1	2	2.0	2	0
Abraham	1	1	1.0	1	0
Thompson	0	5	--	5	0
Oilers	13	139	10.7	26	0
Opponents	15	214	14.3	47	2

PUNTING	No	Yds	Avg	Net	TB	In	Lg	B
James	88	3482	39.6	31.4	5	20	55	0
Oilers	88	3482	39.6	31.4	5	20	55	0
Opponents	64	2702	42.2	37.7	7	18	69	0

PUNT RETURNS	No	FC	Yds	Avg	Lg	TD
Roaches	26	8	152	5.8	18	0
Oilers	26	8	152	5.8	18	0
Opponents	60	9	618	10.3	55	0

KICKOFF RETURNS	No	Yds	Avg	Lg	TD
Roaches	30	679	22.6	49	0
Walls	15	289	19.3	29	0
Allen	11	210	19.1	23	0
R. Williams	5	84	16.8	21	0
Brown	3	17	5.7	17	0
Joyner	3	57	19.0	24	0
Thompson	1	16	16.0	16	0
J. Williams	1	0	0.0	0	0
Oilers	69	1352	19.6	49	0
Opponents	51	986	19.3	39	0

FIELD GOALS	1-19	20-29	30-39	40-49	50+
Cooper	2/2	2/2	4/4	3/5	0/0
Kempf	0/0	3/3	0/1	1/2	0/0
Oilers	2/2	5/5	4/5	4/7	0/0
Opponents	3/3	12/12	7/7	0/4	0/4

Cooper: () () () () () () (43N) (44G) (39G) (19G, 38G, 30G) (21G, 42G, 18G) (42N, 33G, 26G)
Kempf: () () () (22G, 43N) (25G) (24G) (49G) (33N) () () () () () ()
Opponents: (40N, 28G) () (23G) () (40B, 23G, 27G) (51N, 33G, 22G) (58N, 54N, 53N) (26G, 22G) (33G) () (31G, 38G, 33G) (19G, 27G, 43N) (18G, 29G) (32G, 24G) (35G, 19G, 41N) (29G, 29G)

SACKS
 Baker 11.0, Stensrud 4.5, Sochia 3.5, Riley 2.5, Bingham 2.0, Bostic 2.0, Brazile 2.0, Hamm 2.0, Eason 1.0, Foster 1.0, Johnson 0.5
Oilers 32.0, Opponents 49.0

TACKLES (Solo-Assists-Total)
 Abraham (106-92-198), Bingham (89-80-169), Bostic (101-51-152), Baker (61-41-102), Riley (48-33-81), Brazile (44-35-79), Hartwig (41-38-79), Stensrud (41-35-76), Grimsley (51-22-73), Tullis (52-18-70), Brown (47-18-65), Hamm (36-18-54), Donaldson (23-19-42), Sochia (16-25-41), Eason (18-17-35), Foster (15-10-25), Thompson (19-5-24), Johnson (11-9-20), Meads (7-13-20), Kennedy (14-3-17), Allen (11-6-17), Lyday (9-8-17), Joiner (7-10-17), Meadows (4-3-7), Studaway (4-0-4), Lyles (2-0-2), Hunt (1-0-1)
Team Totals: 878-609-1487

USUAL STARTING LINEUP

OFFENSE

WR	Tim Smith (83)
LT	Harvey Salem (73)
LG	Mike Munchak (63)
C	Bruce Matthews (74)
	Jim Romano (55)
RG	Pat Howell (66)
	John Schuhmacher (62)
RT	Dean Steinkuhler (70)
	Bruce Matthews (74)
TE	Jamie Williams (87)
HB	Chris Dressel (88)
WR	Herkie Walls (82)
QB	Warren Moon (1)
RB	Earl Campbell (34)
	Larry Moriarty (30)

DEFENSE

LE	Bob Hamm (90)
NT	Mike Stensrud (67)
RE	Jesse Baker (75)
OLB	Avon Riley (53)
ILB	Gregg Bingham (54)
ILB	Robert Abraham (56)
OLB	Robert Brazile (52)
LCB	Steve Brown (24)
RCB	Willie Tullis (20)
SS	Keith Bostic (25)
FS	Carter Hartwig (36)

SPECIALISTS

K	Florian Kempf (4)
P	John James (6)

Pro Bowl

GM: Ladd Herzog; **Head Coach:** Hugh Campbell
Asst. Coaches: O. Kay Dalton (off. coord.), Jerry Glanville (def. coord.), Bill Allerheiligen (strength & cond.), John Devlin (LB), Gene Gaines (ST), Ken Houston (DB), Bruce Lemmerman (WR), Bob Padilla (DL), Al Roberts (off. backs), Bill Walsh (OL)

AMERICAN FOOTBALL CONFERENCE STANDINGS

AFC EAST	W	L	T	Pct
Miami	14	2	0	.875
New England	9	7	0	.563
N.Y. Jets	7	9	0	.438
Indianapolis	4	12	0	.250
Buffalo	2	14	0	.125
AFC CENTRAL	W	L	T	Pct
Pittsburgh	9	7	0	.563
Cincinnati	8	8	0	.500
Cleveland	5	11	0	.313
Houston	3	13	0	.188
AFC WEST	W	L	T	Pct
Denver	13	3	0	.813
* Seattle	12	4	0	.750
* L.A. Raiders	11	5	0	.688
Kansas City	8	8	0	.500
San Diego	7	9	0	.438

NATIONAL FOOTBALL CONFERENCE STANDINGS

NFC EAST	W	L	T	Pct
Washington	11	5	0	.688
* N.Y. Giants	9	7	0	.563
St. Louis	9	7	0	.563
Dallas	9	7	0	.563
Philadelphia	6	9	1	.406
NFC CENTRAL	W	L	T	Pct
Chicago	10	6	0	.625
Green Bay	8	8	0	.500
Tampa Bay	6	10	0	.375
Detroit	4	11	1	.281
Minnesota	3	13	0	.188
NFC WEST	W	L	T	Pct
San Francisco	15	1	0	.938
* L.A. Rams	10	6	0	.625
New Orleans	7	9	0	.438
Atlanta	4	12	0	.250

* Wild Card for Playoffs



1983 SEASON (2-14 REGULAR SEASON) • 4TH PLACE AFC CENTRAL

DATE	OPPONENT	SCORE	W/L	ATT
Sep. 4	GREEN BAY	38-41*	L	44,073
Sep. 11	at L.A. Raiders	6-20	L	37,526
Sep. 18	PITTSBURGH	28-40	L	44,150
Sep. 25	at Buffalo	13-30	L	60,070
Oct. 2	at Pittsburgh	10-17	L	56,901
Oct. 9	DENVER	14-26	L	44,209
Oct. 16	at Minnesota	14-34	L	58,910
Oct. 23	KANSAS CITY	10-13*	L	39,462
Oct. 30	at Cleveland	19-25*	L	68,851
Nov. 6	CINCINNATI	14-55	L	39,706
Nov. 13	DETROIT	27-17	W	40,660
Nov. 20	at Cincinnati	10-38	L	46,375
Nov. 27	at Tampa Bay	24-33	L	38,625
Dec. 4	MIAMI	17-24	L	39,434
Dec. 11	CLEVELAND	34-27	W	29,746
Dec. 18	at Baltimore	10-20	L	20,418

	TITANS	OPP
Total First Downs	295	332
Rushing	120	161
Passing	155	150
Penalty	20	21
3rd Down: Made/Att	87/223	85/205
3rd Down Pct.	39.0	41.5
4th Down: Made/Att	9/16	8/9
4th Down Pct.	56.3	88.9
Possession Avg.	29:40	30:20
Total Net Yards	4900	5632
Avg. Per Game	306.3	352.0
Total Plays	1033	1031
Avg. Per Play	4.7	5.5
Net Yards Rushing	1998	2787
Avg. Per Game	124.9	174.2
Total Rushes	502	576
Net Yards Passing	2902	2845
Avg. Per Game	181.4	177.8
Sacked/Yards Lost	49/384	31/250
Gross Yards	3286	3095
Att./Comp.	482/260	424/252
Completion Pct.	53.9	59.4
Had Intercepted	29	14
Punts/Average	80/39.2	65/39.5
Net Punting Avg.	80/32.8	65/33.0
Penalties/Yards	84/784	104/825
Fumbles/Ball Lost	26/18	34/15
Touchdowns	34	54
Rushing	16	23
Passing	16	26
Returns	2	5

BY PERIODS	1	2	3	4	OT	PTS
Oilers	67	57	67	97	0	288
Opponents	100	157	81	110	12	460

SCORING	TD	RU	PA	RT	PAT	FG	S	TP
Kempf	0	0	0	0	33/34	17/21	0	84
Campbell	12	12	0	0	0	0	0	72
Smith	6	0	6	0	0	0	0	36
Dressel	4	0	4	0	0	0	0	24
Crutchfield LG	3	3	0	0	0	0	0	18
Moriarty	3	3	0	0	0	0	0	18
Renfro	2	0	2	0	0	0	0	12
Arnold	1	0	1	0	0	0	0	6
C. Brown	1	1	0	0	0	0	0	6
S. Brown	1	0	0	1	0	0	0	6
Edwards	1	0	1	0	0	0	0	6
McCloskey	1	0	1	0	0	0	0	6
Roaches	1	0	0	1	0	0	0	6
Walls	1	0	1	0	0	0	0	6
Oilers	34	16	2	33/34	17/21	0	288	
Opponents	54	23	26	5	49/51	29/36	0	460

RUSHING	No	Yds	Avg	Lg	TD
Campbell	322	1301	4.0	42	12
Crutchfield LG	140	578	4.1	17	3
Crutchfield TM	3	7	2.3	5	0
Moriarty	65	321	4.9	80	3
Craft	55	147	2.7	8	0
Luck	17	55	3.2	17	0
Walls	5	44	8.8	14	0
Nielsen	8	43	5.4	20	0
Edwards	16	40	2.5	9	0
Smith	2	16	8.0	9	0
Manning	2	13	6.5	11	0
Allen	1	5	5.0	5	0
Dressel	1	3	3.0	3	0

PASSING	Att	Cmp	Pct	Yards	Yds/Att	TD	Int	Lg	Sk/Yds	Rating
Luck	217	124	57.1	1375	6.34	8	13	66	16/138	63.4
Nielsen	175	90	51.4	1125	6.41	5	8	48	22/163	62.2
Manning	88	44	50.0	755	8.58	2	8	47	11/83	49.2
Bryant	1	1	100.0	24	24.0	1	0	24	0/0	158.3
James	1	1	100.0	7	7.0	0	0	7	0/0	95.8
Oilers	482	260	53.9	3286	6.82	16	29	66	49/384	61.4
Opponents	424	252	59.4	3095	7.30	26	14	74	31/250	88.7

Renfro	1	3	3.0	3	0
C. Brown	3	0	0.0	1t	1
James	1	0	0.0	0	0
Oilers	502	1998	4.0	80	16
Opponents	576	2787	4.8	52	23

RECEIVING	No	Yds	Avg	Lg	TD
Smith	83	1176	14.2	47t	6
Dressel	32	316	9.9	35t	4
Renfro	23	316	13.7	38t	2
Campbell	19	216	11.4	66	0
Crutchfield LG	19	133	7.0	15	0
Bryant	16	211	13.2	26	0
McCloskey	16	137	8.6	20	1
Holston	14	205	14.6	43	0
Walls	12	276	23.0	48	1
Arnold	12	137	11.4	37	1
Craft	12	99	8.3	14	0
Edwards	9	79	8.8	20	1
Casper TM	7	79	11.3	17	0
Moriarty	4	32	8.0	12	0
Kempf	1	7	7.0	7	0
Oilers	260	3286	12.6	66	16
Opponents	252	3095	12.3	74t	26

INTERCEPTIONS	No	Yds	Avg	Lg	TD
Tullis	5	65	13.0	44	0
Hatchett LG	4	36	9.0	25	0
Kay	2	31	15.5	27	0
Bostic	2	0	0.0	0	0
Reinfeldt	1	19	19.0	19	0
S. Brown	1	16	16.0	16	0
Bingham	1	4	4.0	4	0
Abraham	1	0	0.0	0	0
Riley	1	0	0.0	0	0
Oilers	14	135	9.6	44	0
Opponents	29	392	13.5	71t	2

PUNTING	No	Yds	Avg	Net	TB	In	Lg	B
James	79	3136	39.7	32.8	8	12	53	1
Oilers	80	3136	39.2	32.8	8	12	53	1
Opponents	65	2567	39.5	33.0	13	19	60	0

PUNT RETURNS	No	FC	Yds	Avg	Lg	TD
Roaches	20	9	159	8.0	23	0
Oilers	20	9	159	8.0	23	0
Opponents	47	15	354	7.5	43	0

KICKOFF RETURNS	No	Yds	Avg	Lg	TD
S. Brown	31	795	25.6	93t	1
Roaches	34	641	18.9	97t	1
Walls	9	110	12.2	25	0
Dressel	4	40	10.0	13	0
Moriarty	2	25	12.5	16	0
Hunt	1	12	12.0	12	0
McCloskey	1	11	11.0	11	0
Tullis	1	16	16.0	16	0
Riley	0	26	--	26	0
Oilers	83	1676	20.2	97t	2
Opponents	61	1280	21.0	55	0

FIELD GOALS	1-19	20-29	30-39	40-49	50+
Kempf	1/1	4/4	7/8	4/6	1/2
Oilers	1/1	4/4	7/8	4/6	1/2
Opponents	2/2	6/7	9/11	12/15	0/1

Kempf: (49G, 59N) (40G, 34B, 38G) () (31G, 25G) (34G) () () (32G, 42N) (19G, 24G) () (47G, 21G) (34G) (51G) (23G) (41G, 45N, 39G) (34G)

Opponents: (46G, 42G) (36N, 41B, 26N) (49G, 35G, 20G, 22G) (48G) (18G) (45G, 39G, 30N, 49G, 35G) (44G, 28G, 48N) (31G, 52N, 41G) (37G, 37G, 29G, 30G) (44G, 29G) (35G) (26G) (41N) (19G) (44G, 45G) (48G, 37G)

SACKS	
Baker 5.5, Taylor 4.5, Foster 3.5, Bostic 3.0, Hamm 3.0, Brazile 2.5, Sochia 2.5, Stensrud 2.0, Abraham 1.0, Hartwig 1.0, Hunt 1.0, Thompson 1.0, Riley 0.5	
Oilers 31.0, Opponents 49.0	

TACKLES (Solo-Assists-Total)	
Bingham (87-48-135), Abraham (83-34-117), Bostic (70-21-91), Brazile (55-35-90), Hartwig (59-17-76), Riley (56-19-75), Baker (49-17-66), Brown (48-12-60), Tullis (50-9-59), Sochia (45-10-55), Hamm (41-12-53), Hunt (30-7-37), Thompson (29-5-34), Kay (27-4-31), Stensrud (18-8-26), Reinfeldt (15-7-22), Wilson (16-1-17), Foster (8-4-12), Joiner (4-1-5), Meadows (2-0-2)	
Oilers (792-271-1063)	

USUAL STARTING LINEUP

OFFENSE

WR	Mike Renfro (83)
	Steve Bryant (81)
LT	Doug France (77)
LG	Mike Munchak (63)
C	David Carter (58)
RG	Bruce Matthews (74)
RT	Harvey Salem (73)
TE	Chris Dressel (88)
WR	Tim Smith (83)
QB	Gifford Nielsen (7)
	Oliver Luck (10)
RB	Earl Campbell (34)
FB	Larry Moriarty (30)
or TE	Mike McCloskey (89)

DEFENSE

LE	Bob Hamm (90)
NT	Brian Sochia (72)
	Mike Stensrud (67)
RE	Jesse Baker (75)
OLB	Avon Riley (53)
ILB	Gregg Bingham (54)
ILB	Robert Abraham (56)
OLB	Robert Brazile (52)
LCB	Steve Brown (24)
	Bill Kay (22)
RCB	Willie Tullis (20)
SS	Keith Bostic (25)
FS	Carter Hartwig (36)

SPECIALISTS

K	Florian Kempf (4)
P	John James (6)

Pro Bowl

GM: Ladd Herzog; **Head Coach:** Ed Biles (six games), Chuck Studley (10 games)
Asst. Coaches: O. Kay Dalton (off. coord.), Chuck Studley (def. coord.), Bill Allerheilgen (strength & cond.), Andy Bourgeois (WR), Ken Houston (DB), Elijah Pitts (off. backs), Vic Rapp (TE/ST), Dick Selcer (LB), Ralph Staub (DL), Bill Walsh (OL)

* Coord. for first six games; head coach last 10 games

AMERICAN FOOTBALL CONFERENCE STANDINGS

AFC EAST	W	L	T	Pct
Miami	12	4	0	.750
New England	8	8	0	.500
Buffalo	8	8	0	.500
Baltimore	7	9	0	.438
N.Y. Jets	7	9	0	.438
AFC CENTRAL	W	L	T	Pct
Pittsburgh	10	6	0	.625
Cleveland	9	7	0	.563
Cincinnati	7	9	0	.438
Houston	2	14	0	.125
AFC WEST	W	L	T	Pct
L.A. Raiders	12	4	0	.750
* Seattle	9	7	0	.563
* Denver	9	7	0	.563
San Diego	6	10	0	.375
Kansas City	6	10	0	.375

NATIONAL FOOTBALL CONFERENCE STANDINGS

NFC EAST	W	L	T	Pct
Washington	14	2	0	.875
* Dallas	12	4	0	.750
St. Louis	8	7	1	.438
Philadelphia	5	11	0	.313
N.Y. Giants	3	12	1	.219
NFC CENTRAL	W	L	T	Pct
Detroit	9	7	0	.563
Green Bay	8	8	0	.500
Chicago	8	8	0	.500
Minnesota	8	8	0	.500
Tampa Bay	2	14	0	.125
NFC WEST	W	L	T	Pct
San Francisco	10	6	0	.625
* L.A. Rams	9	7	0	.563
New Orleans	8	8	0	.500
Atlanta	7	9	0	.438

* Wild Card for Playoffs



1982 SEASON (1-8 REGULAR SEASON) • 13TH PLACE AFC

DATE	OPPONENT	SCORE	W/L	ATT
Sep. 12	at Cincinnati	6-27	L	52,268
Sep. 19	SEATTLE	23-21	W	43,117
Nov. 21	PITTSBURGH	10-24	L	42,338
Nov. 28	at New England	21-29	L	33,602
Dec. 5	at NY Giants	14-17	L	71,184
Dec. 13	DALLAS	7-37	L	51,808
Dec. 19	at Philadelphia	14-35	L	44,119
Dec. 26	CLEVELAND	14-20	L	36,559
Jan. 2	CINCINNATI	27-35	L	26,522

Note: strike-shortened season

	TITANS	OPP
Total First Downs	138	187
Rushing	52	67
Passing	81	106
Penalty	5	14
3rd Down: Made/Att	43/123	60/130
3rd Down Pct.	35.0	46.2
4th Down: Made/Att	8/12	2/6
4th Down Pct.	66.7	33.3
Possession Avg.	27:40	32:20
Total Net Yards	2373	3438
Avg. Per Game	263.7	382.0
Total Plays	551	613
Avg. Per Play	4.3	5.6
Net Yards Rushing	799	1225
Avg. Per Game	88.8	136.1
Total Rushes	225	298
Net Yards Passing	1574	2213
Avg. Per Game	174.9	245.9
Sacked/Yards Lost	39/308	31/240
Gross Yards	1882	2453
Att./Comp.	287/153	284/179
Completion Pct.	53.3	63.0
Had Intercepted	15	3
Punts/Average	55/39.7	38/43.0
Net Punting Avg.	55/33.0	38/36.1
Penalties/Yards	52/424	59/454
Fumbles/Ball Lost	14/11	20/13
Touchdowns	18	30
Rushing	5	10
Passing	12	18
Returns	1	2

BY PERIODS	1	2	3	4	OT	PTS
Oilers	24	27	31	54	0	136
Opponents	48	71	45	81	0	245

SCORING	TD	RU	PA	RT	PAT	FG	S	TP
Casper	6	0	6	0			0	36
Kempf	0	0	0	0	16/18	4/6	0	28
Craft	4	3	1	0			0	24
Renfro	3	0	3	0			0	18
Campbell	2	2	0	0			0	12
Allen	1	0	1	0			0	6
Holston	1	0	1	0			0	6
Reinfeldt*	1	0	0	1			0	6
Oilers	18	5	12	1	16/18	4/6	0	136
Opponents	30	10	18	2	30/30	11/18	1	245

*recovered fumble in end zone

RUSHING	No	Yds	Avg	Lg	TD
Campbell	157	538	3.4	22	2
Manning	13	85	6.5	24	0
Edwards	15	58	3.9	8	0
Craft	18	42	2.3	10	3
Nielsen	9	37	4.1	9	0
Armstrong	8	15	1.9	5	0
Bailey	1	13	13.0	13	0
Casper	2	9	4.5	8	0
Allen	2	2	1.0	9	0
Oilers	225	799	3.6	24	5
Opponents	298	1225	4.1	90t	10

PASSING	Att	Cmp	Pct	Yards	Yds/Att	TD	Int	Lg	Sk/Yds	Rating
Nielsen	161	87	54.0	1005	6.24	6	8	46	12/92	64.8
Manning LG	132	67	50.8	880	6.67	6	8	54t	29/234	62.1
Manning TM	125	66	52.8	877	7.02	6	6	54t	27/216	71.3
Campbell	1	0	0.0	0	0.0	0	1	0	0/0	0.0
Oilers	287	153	53.3	1882	6.56	12	15	54t	39/308	66.0
Opponents	284	179	63.0	2453	8.64	18	3	62t	31/240	107.3

RECEIVING	No	Yds	Avg	Lg	TD
Casper	36	573	15.9	38	6
Bailey	26	367	14.1	27	0
Craft	23	230	10.0	49	1
Renfro	21	295	14.0	54t	3
Campbell	18	130	7.2	46	0
Armstrong	12	75	6.3	14	0
Edwards	9	53	5.9	21	0
Holston	5	116	23.2	38t	1
Allen	2	35	17.5	23t	1
Thomaselli	1	8	8.0	8	0
Oilers	153	1882	12.3	54t	12
Opponents	179	2453	13.7	62t	18

INTERCEPTIONS	No	Yds	Avg	Lg	TD
Brazile	1	31	31.0	31	0
Bingham	1	8	8.0	8	0
Perry	1	8	8.0	8	0
Oilers	3	47	15.7	31	0
Opponents	15	47	3.1	22	1

PUNTING	No	Yds	Avg	Net	TB	In	Lg	B
James LG	43	1741	40.5	34.1	4	7	56	0
James TM	31	1260	40.6	34.3	2	4	56	0
Parsley	24	926	38.6	31.3	2	3	51	0
Oilers	55	2186	39.7	33.0	4	7	56	0
Opponents	38	1634	43.0	36.1	8	11	73	0

PUNT RETURNS	No	FC	Yds	Avg	Lg	TD
Roaches	19	4	104	5.5	25	0
Oilers	19	4	104	5.5	25	0
Opponents	35	11	293	8.4	24	0

KICKOFF RETURNS	No	Yds	Avg	Lg	TD
Riley	1	27	27.0	27	0
Roaches	21	441	21.0	45	0
T. Wilson	2	40	20.0	26	0
Allen	15	292	19.5	38	0
Tullis	5	91	18.2	28	0
Thomaselli	1	7	7.0	7	0
Smith*	0	7	--	7	0
Oilers	45	905	20.1	45	0
Opponents	26	564	21.7	55	0

*handoff from Roaches

FIELD GOALS	1-19	20-29	30-39	40-49	50+
Kempf	0/0	1/1	3/3	0/1	0/0
Oilers	0/0	1/1	3/3	0/1	0/0
Opponents	1/1	6/6	1/3	2/6	1/3

Kempf: () (24G) (31G) (52N) () () (42N) (35G, 37G)
Opponents: (47N, 43G, 43N, 25G) () (48G) (23G, 25G) (37N, 26G, 42N) (22G, 36G, 53G) () (45B, 18G, 55N, 24G) (51N)

SACKS

Baker 7.5, Brazile 6.5, Bingham 3.0, Kennard 3.0, Skaugstad 3.0, Riley 1.5, Stensrud 1.5, Bethea 1.0, Corker 1.0, Hunt 1.0, Washington 1.0

Oilers 31.0, Opponents 39.0

TACKLES (Solo-Assists-Total)

Hunt (61-24-85), Bingham (63-21-84), Brazile (46-20-66), Perry (37-12-49), Reinfeldt (32-10-42), Riley (27-15-42), Stensrud (21-12-33), Baker (22-10-32), Kennard (20-9-29), Tullis (19-6-25), J. C. Wilson (21-4-25), Hartwig (22-2-24), Skaugstad (13-8-21), Stemrick (17-3-20), Thompson (13-3-16), Taylor (12-3-15), Bethea (10-4-14), Washington (9-5-14), Kay (9-2-11), Abraham (2-1-3)

Oilers (476-174-650)

USUAL STARTING LINEUP

OFFENSE

WR Harold Bailey (80)
 LT John Schuhmacher (62)
 LG Ralph Williams (68)
 Mike Munchak (63)
 C David Carter (58)
 RG Ed Fisher (60)
 RT Morris Towns (76)
 TE Dave Casper (87)
 WR Mike Renfro (82)
 Mike Holston (84)
 QB Archie Manning (8)
 Gifford Nielsen (14)
 RB Earl Campbell (34)
 FB Stan Edwards (35)

DEFENSE

LE Ken Kennard (71)
 NT Mike Stensrud (67)
 RE Jesse Baker (75)
 OLB Avon Riley (53)
 ILB Gregg Bingham (54)
 ILB Daryl Hunt (50)
 OLB Robert Brazile (52)
 LCB J. C. Wilson (33)
 RCB Greg Stemrick (27)
 SS Carter Hartwig (36)
 Vernon Perry (32)
 FS Mike Reinfeldt (37)

SPECIALISTS

K Florian Kempf (4)
 P John James (6)
 Cliff Parsley (18)

Pro Bowl

GM: Ladd Herzog; **Head Coach:** Ed Biles

Asst. Coaches: Jim Shofner (off. coord.), Bill Allerheiligen (strength & cond.), Andy Bourgeois (WR), Ray Callahan (OL), Bob Gambold (DB), Ken Houston (def. asst.), Elijah Pitts (off. backs), Dick Selcer (LB), Ralph Staub (DL)

AMERICAN FOOTBALL CONFERENCE STANDINGS

AFC	W	L	T	Pct
* L.A. Raiders	8	1	0	.889
* Miami	7	2	0	.778
* Cincinnati	7	2	0	.778
* Pittsburgh	6	3	0	.667
* San Diego	6	3	0	.667
* N.Y. Jets	6	3	0	.667
* New England	5	4	0	.556
* Cleveland	4	5	0	.444
Buffalo	4	5	0	.444
Seattle	4	5	0	.444
Kansas City	3	6	0	.333
Denver	2	7	0	.222
Houston	1	8	0	.111
Baltimore	0	8	1	.056

NATIONAL FOOTBALL CONFERENCE STANDINGS

NFC	W	L	T	Pct
* Washington	8	1	0	.889
* Dallas	6	3	0	.667
* Green Bay	5	3	1	.611
* Minnesota	5	4	0	.556
* Atlanta	5	4	0	.556
* St. Louis	5	4	0	.556
* Tampa Bay	5	4	0	.556
* Detroit	4	5	0	.444
New Orleans	4	5	0	.444
N.Y. Giants	4	5	0	.444
San Francisco	3	6	0	.333
Chicago	3	6	0	.333
Philadelphia	3	6	0	.333
L.A. Rams	2	7	0	.222

* Playoff Participant



1981 SEASON (7-9 REGULAR SEASON) • 3RD PLACE AFC CENTRAL

DATE	OPPONENT	SCORE	W/L	ATT	RECEIVING	No	Yds	Avg	Lg	TD
Sep. 6	at L.A. Rams	27-20	W	63,198	Burrough	40	668	16.7	71t	7
Sep. 13	at Cleveland	9-3	W	79,483	Renfro	39	451	11.6	43	1
Sep. 20	MIAMI	10-16	L	47,379	Campbell	36	156	4.3	17	0
Sep. 27	at NY Jets	17-33	L	50,309	Casper	33	572	17.3	52t	8
Oct. 4	CINCINNATI	17-10	W	44,350	Armstrong	29	278	9.6	48	1
Oct. 11	SEATTLE	35-17	W	42,671	Holston	27	427	15.8	50t	2
Oct. 18	at New England	10-38	L	60,474	Coleman	19	211	11.1	24	0
Oct. 26	at Pittsburgh	13-26	L	52,732	Barber	13	190	14.6	35	1
Nov. 1	at Cincinnati	21-34	L	54,736	Carpenter	13	80	6.2	33t	1
Nov. 8	OAKLAND	17-16	W	45,519	T. Wilson	5	33	6.6	11	0
Nov. 15	at Kansas City	10-23	L	73,984	Smith	2	37	18.5	25	0
Nov. 22	NEW ORLEANS	24-27	L	49,581	Brooks LG	3	37	12.3	21	0
Nov. 29	ATLANTA	27-31	L	40,201	Brooks TM	2	16	8.0	16	0
Dec. 3	CLEVELAND	17-13	W	44,502	Smith	2	37	18.5	25	0
Dec. 13	at San Francisco	6-28	L	55,707	Oilers	258	3119	12.1	71t	21
Dec. 20	PITTSBURGH	21-20	W	41,056	Opponents	295	3554	12.0	67t	22

	TITANS	OPP
Total First Downs	241	325
Rushing	103	138
Passing	124	162
Penalty	14	25
3rd Down: Made/Att	69/212	102/235
3rd Down Pct.	32.5	43.4
4th Down: Made/Att	--	--
4th Down Pct.	--	--
Possession Avg.	27:56	32:04
Total Net Yards	4511	5726
Avg. Per Game	281.9	357.9
Total Plays	947	1084
Avg. Per Play	4.8	5.3
Net Yards Rushing	1734	2411
Avg. Per Game	108.4	150.7
Total Rushes	466	549
Net Yards Passing	2777	3315
Avg. Per Game	173.6	207.2
Sacked/Yards Lost	40/342	33/239
Gross Yards	3119	3554
Att./Comp.	441/258	502/295
Completion Pct.	58.5	58.8
Had Intercepted	23	18
Punts/Average	79/39.7	70/41.9
Net Punting Avg.	79/34.4	70/33.9
Penalties/Yards	93/825	92/838
Fumbles/Ball Lost	33/21	20/13
Touchdowns	34	39
Rushing	11	16
Passing	21	22
Returns	2	1

BY PERIODS	1	2	3	4	OT	PTS
Oilers	47	66	55	113	0	281
Opponents	73	93	105	84	0	355

SCORING	TD	RU	PA	RT	PAT	FG	S	TP
Fritsch	0	0	0	0	32/34	15/22	0	77
Campbell	10	10	0	0			0	60
Casper	8	0	8	0			0	48
Burrough	7	0	7	0			0	42
Holston	2	0	2	0			0	12
Armstrong	1	0	1	0			0	6
Barber	1	0	1	0			0	6
Carpenter	1	0	1	0			0	6
Coleman	1	1	0	0			0	6
Renfro	1	0	1	0			0	6
Roaches	1	0	0	1			0	6
Tullis	1	0	0	1			0	6
Oilers	34	11	21	2	32/34	15/22	0	281
Opponents	39	16	22	1	38/39	27/42	1	355

RUSHING	No	Yds	Avg	Lg	TD
Campbell	361	1376	3.8	43	10
Armstrong	31	146	4.7	18	0
Coleman	21	91	4.3	30	1
Carpenter	18	74	4.1	20	0
T. Wilson	13	35	2.7	7	0
Reaves	6	13	2.2	13	0
Nielsen	6	2	0.3	4	0
Stabler	10	-3	-0.3	4	0
Oilers	466	1734	3.7	43	11
Opponents	549	2411	4.4	56	16

PASSING	Att	Cmp	Pct	Yards	Yds/Att	TD	Int	Lg	Sk/Yds	Rating
Stabler	285	165	57.9	1988	6.98	14	18	71t	29/254	69.5
Nielsen	93	60	64.5	709	7.62	5	3	44	8/61	92.1
J. Reaves	61	31	50.8	379	6.21	2	2	51t	3/27	67.6
Parsley	2	2	100.0	43	21.50	0	0	31	0/0	118.8
Oilers	441	258	58.5	3119	7.07	21	23	71t	40/342	74.4
Opponents	502	295	58.8	3554	7.08	22	18	67t	33/239	80.2

INTERCEPTIONS	No	Yds	Avg	Lg	TD
Sternick	3	94	31.3	38	0
Hartwig	3	78	26.0	36	0
Kay	2	47	23.5	30	0
Perry	2	46	23.0	34	0
Bingham	2	20	10.0	17	0
Reinfeldt	2	18	9.0	16	0
Brazile	2	7	3.5	7	0
Washington	1	19	19.0	19	0
J.C. Wilson	1	1	1.0	1	0
Oilers	18	330	18.3	38	0
Opponents	23	289	12.6	49	0

PUNTING	No	Yds	Avg	Net	TB	In	Lg	B
Parsley	79	3137	39.7	34.4	3	17	62	0
Oilers	79	3137	39.7	34.4	3	17	62	0
Opponents	70	2935	41.9	33.9	12	17	65	1

PUNT RETURNS	No	FC	Yds	Avg	Lg	TD
Roaches	39	4	296	7.6	40	0
Tullis	2	0	29	14.5	16	0
Oilers	41	4	325	7.9	40	0
Opponents	47	19	360	7.7	26	0

KICKOFF RETURNS	No	Yds	Avg	Lg	TD
Roaches	28	769	27.5	96t	1
Tullis	32	779	24.3	95t	1
T. Wilson	3	41	13.7	23	0
Armstrong	3	36	12.0	18	0
Hunt	3	19	6.3	11	0
J.C. Wilson	2	27	13.5	14	0
Riley	1	51	51.0	51	0
Oilers	72	1722	23.9	96t	2
Opponents	59	1201	20.4	34	0

FIELD GOALS	1-19	20-29	30-39	40-49	50+
Fritsch	0/0	3/4	4/4	7/13	1/1
Oilers	0/0	3/4	4/4	7/13	1/1
Opponents	4/4	4/5	8/11	10/18	1/4

Fritsch: (50G, 41G, 44B) (42G, 27G, 36G) (40G) (38G) (49N, 48G) () (42G) (34G, 42N, 44G) (44N) (23G, 22N) (21G) (49G) () (32G, 41N) () (47N)

Opponents: (35G, 29N, 36G) (36B, 50B, 29G, 41N) (42G, 37G, 47N, 27G) (41G) (45G, 48N, 36N) (41G, 47N) (32N, 21G) (19G, 19G) (51G, 30G) (51N, 29G, 42G, 43G, 47N) (37G, 42G, 38G) (41B, 46G, 42G) (36G, 54N, 46N) (18G, 19G, 47N) () (40G, 37G)

SACKS
Baker 10.0, Dorris 5.0, Stensrud 4.0, Kennard 3.5, Bethea 2.0, Brazile 6.0, Washington 2.0, Hunt 1.5, Bingham 1.0, Reinfeldt 1.0, Stringer 1.0, Skaugstad 0.5, Thompson 0.5
Oilers 33.0, Opponents 40.0

TACKLES (Solo-Assists-Total)
Bingham (112-60-172), Hunt (81-46-127), Brazile (72-40-112), Perry (74-27-101), Kennard (62-29-91), Reinfeldt (49-34-83), Washington (53-21-74), J.C. Wilson (43-19-62), Baker (42-18-60), Dorris (33-27-60), Bethea (29-30-59), Stensrud (28-20-48), Sternick (34-11-45), Skaugstad (20-18-38), Stringer (15-6-21), Thompson (13-5-18), Hartwig (10-7-17), Kay (13-4-17), Riley (6-8-14), Corker (3-2-5)
Oilers (792-432-1224)

USUAL STARTING LINEUP

OFFENSE
WR Ken Burrough (00)
LT Leon Gray (74)
LG John Schuhmacher (68)
C David Carter (58)
RG Ed Fisher (60)
RT Morris Towns (76)
TE Mike Barber (86)
Dave Casper (87)
WR Mike Renfro (82)
Mike Holston (84)
QB Ken Stabler (12)
RB Earl Campbell (34)
FB Tim Wilson (45)

DEFENSE
LE Andy Dorris (69)
NT Ken Kennard (71)
RE Elvin Bethea (65)
OLB Ted Washington (59)
ILB Gregg Bingham (54)
ILB Daryl Hunt (50)
OLB Robert Brazile (52)
LCB J.C. Wilson (33)
RCB Greg Sternick (27)
SS Vernon Perry (32)
FS Mike Reinfeldt (37)

SPECIALISTS

K Toni Fritsch (16)
P Cliff Parsley (18)

ADDITIONAL PRO BOWL

Carl Roaches

Pro Bowl

GM: Ladd Herzog; **Head Coach:** Ed Biles
Asst. Coaches: Jim Shofner (off. coord.), Dick Nolan (def. coord.), Andy Bourgeois (WR), Ray Callahan (OL), Joe Galat (DL), Bob Gambold (DB), Elijah Pitts (off. backs), Dick Selcer (LB)

AMERICAN FOOTBALL CONFERENCE STANDINGS

AFC EAST	W	L	T	Pct
Miami	11	4	1	.719
* N.Y. Jets	10	5	1	.656
* Buffalo	10	6	0	.625
Baltimore	2	14	0	.125
New England	2	14	0	.125
AFC CENTRAL	W	L	T	Pct
Cincinnati	12	4	0	.750
Pittsburgh	8	8	0	.500
Houston	7	9	0	.438
Cleveland	5	11	0	.313
AFC WEST	W	L	T	Pct
San Diego	10	6	0	.625
Denver	10	6	0	.625
Kansas City	9	7	0	.563
Oakland	7	9	0	.438
Seattle	6	10	0	.375

NATIONAL FOOTBALL CONFERENCE STANDINGS

NFC EAST	W	L	T	Pct
Dallas	12	4	0	.750
* Philadelphia	10	6	0	.625
* N.Y. Giants	9	7	0	.563
Washington	8	8	0	.500
St. Louis	7	9	0	.438
NFC CENTRAL	W	L	T	Pct
Tampa Bay	9	7	0	.563
Detroit	8	8	0	.500
Green Bay	8	8	0	.500
Minnesota	7	9	0	.438
Chicago	6	10	0	.375
NFC WEST	W	L	T	Pct
San Francisco	10	6	0	.625
Atlanta	7	9	0	.438
Los Angeles	6	10	0	.375
New Orleans	4	12	0	.250

* Wild Card for Playoffs



1979 SEASON (III-5 REGULAR SEASON, 2-1 PLAYOFFS) • 2ND PLACE AFC CENTRAL

DATE	OPPONENT	SCORE	W/L	ATT
Sep. 2	at Washington	29-27	W	54,582
Sep. 9	at Pittsburgh	7-38	L	49,792
Sep. 16	KANSAS CITY	20-6	W	45,684
Sep. 23	at Cincinnati	30-27*	W	45,615
Sep. 30	CLEVELAND	31-10	W	48,915
Oct. 7	ST. LOUIS	17-24	L	53,043
Oct. 14	at Baltimore	28-16	W	45,021
Oct. 21	at Seattle	14-34	L	60,705
Oct. 28	NY JETS	27-24*	W	45,825
Nov. 5	at Miami	9-6	W	70,273
Nov. 11	OAKLAND	31-17	W	48,614
Nov. 18	CINCINNATI	42-21	W	49,829
Nov. 22	at Dallas	30-24	W	63,897
Dec. 2	at Cleveland	7-14	L	69,112
Dec. 10	PITTSBURGH	20-17	W	55,293
Dec. 16	PHILADELPHIA	20-26	L	49,407
Dec. 23	DENVER	13-7	W	48,776
Dec. 29	at San Diego	17-14	W	51,192
Jan. 6	at Pittsburgh	13-27	L	50,475

* Overtime

	TITANS	OPP
Total First Downs	268	304
Rushing	149	125
Passing	100	158
Penalty	19	21
3rd Down: Made/Att	107/253	97/226
3rd Down Pct.	42.3	42.9
4th Down: Made/Att	--	--
4th Down Pct.	--	--
Possession Avg.	30:42	29:18
Total Net Yards	4827	4990
Avg. Per Game	301.7	311.9
Total Plays	1034	1038
Avg. Per Play	4.7	4.8
Net Yards Rushing	2571	2225
Avg. Per Game	160.7	139.1
Total Rushes	616	522
Net Yards Passing	2256	2765
Avg. Per Game	141.0	172.8
Sacked/Yards Lost	32/238	51/421
Gross Yards	2494	3186
Att./Comp.	386/195	465/242
Completion Pct.	50.5	52.0
Had Intercepted	21	34
Punts/Average	93/40.6	73/41.0
Net Punting Avg.	93/31.7	73/35.8
Penalties/Yards	109/942	103/920
Fumbles/Ball Lost	31/11	29/16
Touchdowns	43	40
Rushing	24	19
Passing	17	18
Returns	2	3

BY PERIODS	1	2	3	4	OT	PTS
Oilers	58	144	81	73	6	362
Opponents	81	87	50	113	0	331

SCORING	TD	RU	PA	RT	PAT	FG	S	TP
Campbell	19	19	0	0			0	114
Fritsch	0	0	0	0	41/43	21/25	0	104
Burrough	6	0	6	0			0	36
Carpenter	4	3	1	0			0	24
Barber	3	0	3	0			0	18
T. Wilson	3	2	1	0			0	18
Renfro	2	0	2	0			0	12
Baker	1	0	0	1			0	6
Caster	1	0	1	0			0	6
Coleman	1	0	1	0			0	6
Johnson	1	0	1	0			0	6
Merkens	1	0	1	0			0	6
J.C. Wilson	1	0	0	1			0	6
Oilers	43	24	17	2	41/43	21/25	0	362
Opponents	40	19	18	3	37/40	18/28	0	331

RUSHING	No	Yds	Avg	Lg	TD
Campbell	368	1697	4.6	61t	19
Carpenter	92	355	3.9	13	3
T. Wilson	84	319	3.8	19	2
Coleman	21	81	3.9	10	0
Clark	22	51	2.3	7	0
Caster	4	25	6.3	10	0
Pastorini	15	23	1.5	14	0
King	3	9	3.0	4	0
Nielsen	5	7	1.4	7	0
Barber	2	4	2.0	6	0
Oilers	616	2571	4.2	61t	24
Opponents	522	2225	4.3	40	19

PASSING	Att	Cmp	Pct	Yards	Yds/Att	TD	Int	Lg	Sk/Yds	Rating
Pastorini	324	163	50.3	2090	6.45	14	18	55t	29/212	62.1
G. Nielsen	61	32	52.5	404	6.62	3	3	41	3/26	69.3
Burrough	1	0	0.0	0	0.00	0	0	0	0/0	39.6
Oilers	386	195	50.5	2494	6.46	17	21	55t	32/238	63.1
Opponents	465	242	52.0	3186	6.85	18	34	56t	51/421	56.4

RECEIVING	No	Yds	Avg	Lg	TD
Burrough	40	752	18.8	55t	6
T. Wilson	29	208	7.2	24t	1
Barber	27	377	14.0	37t	3
Caster	18	239	13.3	36	1
Renfro	16	323	20.2	49	2
Carpenter	16	116	7.3	22	1
Campbell	16	94	5.9	46	0
Coleman	12	114	9.5	17	1
Johnson	6	108	18.0	29	1
Clark	6	58	9.7	38	0
Rucker	4	40	10.0	16	0
Merkens	3	44	14.7	20	1
Ellender	1	15	15.0	15	0
Groth	1	6	6.0	6	0
Oilers	195	2494	12.8	55t	17
Opponents	242	3186	13.2	56t	18

INTERCEPTIONS	No	Yds	Avg	Lg	TD
Reinfeldt	12	205	17.1	39	0
J.C. Wilson	6	135	22.5	66	1
Bingham	3	78	26.0	54	0
Perry	3	33	11.0	24	0
Stemrick	2	50	25.0	50	0
Brazile	2	45	22.5	26	0
Alexander	2	27	13.5	19	0
Hartwig	2	24	12.0	24	0
Stringer	2	21	10.5	21	0
Oilers	34	618	18.2	66	1
Opponents	21	290	13.8	68	1

PUNTING	No	Yds	Avg	Net	TB	In	Lg	B
Parsley	93	3777	40.6	31.7	5	14	59	0
Oilers	93	3777	40.6	31.7	5	14	59	0
Opponents	73	2992	41.0	35.8	8	19	57	0

PUNT RETURNS	No	FC	Yds	Avg	Lg	TD
Ellender	31	2	203	6.5	36	0
Johnson	4	0	17	4.3	16	0
Merkens	2	5	6	3.0	6	0
Coleman	1	0	-5	-5.0	-5	0
Thompson	0	1	0	0.0	0	0
Oilers	38	8	221	5.8	36	0
Opponents	64	9	726	11.3	55t	1

KICKOFF RETURNS	No	Yds	Avg	Lg	TD
Ellender	24	514	21.4	35	0
Coleman	16	321	20.1	27	0
Hartwig	13	238	18.3	37	0
Johnson	4	37	9.3	12	0
Carpenter	2	34	17.0	17	0
T. Wilson	2	30	15.0	15	0
Merkens	2	22	11.0	13	0
Groth	1	21	21.0	21	0
King	1	17	17.0	17	0
Caster	1	0	0.0	0	0
Stemrick	1	0	0.0	0	0
Oilers	67	1234	18.4	37	0
Opponents	69	1310	19.0	58	0

FIELD GOALS	1-19	20-29	30-39	40-49	50+
Fritsch	0/0	7/7	5/6	7/10	2/2
Oilers	0/0	7/7	5/6	7/10	2/2
Opponents	0/0	2/3	8/12	5/9	3/4

Fritsch: (41G, 46G, 26G) () (28G, 23G) (33G, 47G, 29G) (28G) (51G) () () (31N, 47G, 35G) (46G, 48N, 48G, 39G) (51G) () (27G) (43B) (44N, 24G, 34G) (44G, 37G)
Opponents: (37G, 39G, 70N) (45G, 42N) (27N) (52G, 48N, 55G, 32N) (44G, 32) (24G) (35N, 34G) (48G, 30G) (31G) (32G, 51G) (32G) () (44G) (36N, 41N) (37G, 41N) (22G, 41G)

SACKS
Baker 15.5, Dorris 9.5, Washington 8.0, Brazile 5.0, Kennard 4.5, Culp 3.0, Stensrud 2.0, Bingham 1.0
Oilers 51.0, Opponents 32.0

TACKLES (Solo-Assists-Total)
Bingham (100-103-203), Brazile (86-58-144), Perry (55-56-111), Dorris (44-48-92), Stringer (59-32-91), Wilson (57-43-100), Reinfeldt (50-38-88), Washington (66-21-87), Culp (54-24-78), Bethea (34-31-65), Hunt (26-36-62), Stemrick (40-16-56), Baker (32-22-54), Thompson (22-13-35), Kennard (19-15-34), Hartwig (8-3-11), Stensrud ((5-3-8), Currier (5-1-6)
Oilers (762-560-1322)

USUAL STARTING LINEUP

OFFENSE

WR Ken Burrough (00)
LT Leon Gray (74)
LG Conway Hayman (70)
C Carl Mauck (55)
RG Ed Fisher (60)
RT Morris Towns (76)
TE Mike Barber (86)
WR Rich Caster (88)
QB Dan Pastorini (7)
RB Earl Campbell (34)
FB Tim Wilson (45)

DEFENSE

LE Andy Dorris (69)
NT Curley Culp (78)
RE Elvin Bethea (65)
OLB Ted Washington (59)
ILB Gregg Bingham (54)
ILB Art Stringer (56)
Daryl Hunt (50)
OLB Robert Brazile (52)
LCB J.C. Wilson (33)
RCB Greg Stemrick (27)
SS Vernon Perry (32)
FS Mike Reinfeldt (37)

SPECIALISTS

K Toni Fritsch (16)
P Cliff Parsley (18)

NFL MOST VALUABLE PLAYER

Earl Campbell

Pro Bowl

All-Pro

GM/Head Coach: Bum Phillips

Asst. Coaches: Ed Biles (def. coord./LB), Andy Bourgeois (off. backs), Joe Bugel (off. line), King Hill (WR), Wade Phillips (DL), Bob Gambold (DB), John Paul Young (ST)

AMERICAN FOOTBALL CONFERENCE STANDINGS

AFC EAST	W	L	T	Pct
Miami	10	6	0	.625
New England	9	7	0	.563
N.Y. Jets	8	8	0	.500
Buffalo	7	9	0	.438
Baltimore	5	11	0	.313
AFC CENTRAL	W	L	T	Pct
Pittsburgh	12	4	0	.750
* Houston	11	5	0	.688
Cleveland	9	7	0	.563
Cincinnati	4	12	0	.250
AFC WEST	W	L	T	Pct
San Diego	12	4	0	.750
* Denver	10	6	0	.625
Seattle	9	7	0	.563
Oakland	9	7	0	.563
Kansas City	7	9	0	.438

NATIONAL FOOTBALL CONFERENCE STANDINGS

NFC EAST	W	L	T	Pct
Dallas	11	5	0	.688
* Philadelphia	11	5	0	.688
Washington	10	6	0	.625
N.Y. Giants	6	10	0	.375
St. Louis	5	11	0	.313
AFC CENTRAL	W	L	T	Pct
Tampa Bay	10	6	0	.625
* Chicago	10	6	0	.625
Minnesota	7	9	0	.438
Green Bay	5	11	0	.313
Detroit	2	14	0	.125
AFC WEST	W	L	T	Pct
Los Angeles	9	7	0	.563
New Orleans	8	8	0	.500
Atlanta	6	10	0	.375
San Francisco	2	14	0	.125

* Wild Card for Playoffs



1978 SEASON (10-6 REGULAR SEASON, 2-1 PLAYOFFS) • 2ND PLACE AFC CENTRAL

DATE	OPPONENT	SCORE	W/L	ATT
Sep. 3	at Atlanta	14-20	L	57,328
Sep. 10	at Kansas City	20-17	W	40,213
Sep. 17	SAN FRANCISCO	20-19	W	46,161
Sep. 24	LOS ANGELES	6-10	L	45,749
Oct. 1	at Cleveland	16-13	W	72,776
Oct. 8	at Oakland	17-21	L	52,550
Oct. 15	BUFFALO	17-10	W	47,727
Oct. 23	at Pittsburgh	24-17	W	48,021
Oct. 29	at Cincinnati	13-28	L	50,532
Nov. 5	CLEVELAND	14-10	W	45,827
Nov. 12	at New England	26-23	W	60,356
Nov. 20	MIAMI	35-30	W	50,290
Nov. 26	CINCINNATI	17-10	W	43,245
Dec. 3	PITTSBURGH	3-13	L	54,261
Dec. 10	at New Orleans	17-12	W	63,169
Dec. 17	SAN DIEGO	24-45	L	49,554
Dec. 24	at Miami	17-9	W	70,036
Dec. 31	at New England	31-14	W	61,297
Jan. 7	at Pittsburgh	5-34	L	49,417

* Overtime

	TITANS	OPP
Total First Downs	276	292
Rushing	135	120
Passing	119	144
Penalty	22	28
3rd Down: Made/Att	100/232	90/225
3rd Down Pct.	43.1	40.0
4th Down: Made/Att	--	--
4th Down Pct.	--	--
Possession Avg.	29:44	30:16
Total Net Yards	4814	4914
Avg. Per Game	300.9	307.1
Total Plays	993	1021
Avg. Per Play	4.8	4.8
Net Yards Rushing	2476	2072
Avg. Per Game	154.8	129.5
Total Rushes	603	556
Net Yards Passing	2338	2842
Avg. Per Game	146.1	177.6
Sacked/Yards Lost	17/135	37/283
Gross Yards	2473	3125
Att./Comp.	373/201	428/240
Completion Pct.	53.9	56.1
Had Intercepted	17	17
Punts/Average	92/38.5	81/42.7
Net Punting Avg.	92/31.5	81/35.1
Penalties/Yards	102/833	99/940
Fumbles/Ball Lost	35/21	28/16
Touchdowns	35	34
Rushing	19	14
Passing	16	17
Returns	0	3

BY PERIODS	1	2	3	4	OT	PTS
Oilers	38	80	65	100	0	283
Opponents	43	119	67	69	0	298

SCORING	TD	RU	PA	RT	PAT	FG	S	TP
Campbell	13	13	0	0			0	78
Fritsch	0	0	0	0	31/32	14/18	0	73
Carpenter	5	5	0	0			0	30
Caster	5	0	5	0			0	30
Barber	3	0	3	0			0	18
Burrough	2	0	2	0			0	12
Coleman	2	1	1	0			0	12
Renfro	2	0	2	0			0	12
Woods	2	0	2	0			0	12
T. Wilson	1	0	1	0			0	6
Oilers	35	19	16	0	31/32	14/18	0	283
Opponents	34	14	17	3	33/34	19/32	2	298

RUSHING	No	Yds	Avg	Lg	TD
Campbell	302	1450	4.8	81t	13
T. Wilson	126	431	3.4	24	0
Carpenter	82	348	4.2	20	5
Coleman	61	188	3.1	16	1
Caster	5	32	6.4	11	0
Barber	2	14	7.0	13	0
Pastorini	18	11	0.6	11	0
Renfro	1	9	9.0	9	0
Woods	2	4	2.0	5	0
Duncan	1	0	0.0	0	0
Burrough	3	-11	-3.7	1	0
Oilers	603	2476	4.1	81t	19
Opponents	556	2072	3.7	65	14

PASSING	Att	Cmp	Pct	Yards	Yds/Att	TD	Int	Lg	Sk/Yds	Rating
Pastorini	368	199	54.1	2473	6.72	16	17	80t	15/123	70.4
G. Neilsen	4	2	50.0	0	0.00	0	0	0	2/12	56.3
Burrough	1	0	0.0	0	0.00	0	0	0	0/0	39.6
Oilers	373	201	53.9	2473	6.63	16	17	80t	17/135	69.9
Opponents	428	240	56.1	3125	7.30	17	17	58t	37/283	75.9

RECEIVING	No	Yds	Avg	Lg	TD
Burrough	47	642	13.3	44	2
Barber	32	513	16.0	72t	3
Renfro	26	339	13.0	58t	2
Caster	20	316	15.8	47t	5
Coleman	19	246	12.9	33	1
Carpeter	17	150	8.8	37	0
T. Wilson	15	91	6.1	14	1
Campbell	12	48	4.0	20	0
Woods	6	96	16.0	80t	2
Rucker	2	38	19.0	22	0
Duncan	2	0	0.0	0	0
B. Johnson	1	10	10.0	10	0
Merkens	1	6	6.0	6	0
Sampson	1	-4	-4.0	-4	0
Oilers	201	2473	12.3	80t	16
Opponents	240	3125	13.0	58t	17

INTERCEPTIONS	No	Yds	Avg	Lg	TD
Alexander	5	51	10.2	29	0
Stemrick	3	65	21.7	38	0
J.C. Wilson	2	10	5.0	10	0
Brazile	1	30	30.0	30	0
Stringer	1	20	20.0	20	0
Currier	1	8	8.0	8	0
Knoff	1	6	6.0	6	0
Whittington	1	6	6.0	6	0
Kiner	1	3	3.0	3	0
Reinfeldt	1	0	0.0	0	0
Oilers	17	199	11.7	38	0
Opponents	17	174	10.2	33	0

PUNTING	No	Yds	Avg	Net	TB	In	Lg	B
Parsley	91	3539	38.9	31.5	6	20	59	1
Oilers	92	3539	38.5	31.5	6	20	59	1
Opponents	81	3462	42.7	35.1	10	19	65	0

PUNT RETURNS	No	FC	Yds	Avg	Lg	TD
Coleman	16	1	142	8.9	32	0
Merkens	13	1	132	10.2	42	0
Woods	9	0	82	9.1	14	0
B. Johnson	8	0	60	7.5	20	0
Southard LG	2	0	-2	-1.0	0	0
Thompson	0	2	0	--	0	0
Oilers	46	4	416	9.0	42	0
Opponents	53	20	517	9.8	82t	1

KICKOFF RETURNS	No	Yds	Avg	Lg	TD
Dirden	32	780	24.4	60	0
Poole	4	107	26.8	31	0
Davis	4	98	24.5	31	0
B. Johnson	4	73	18.3	22	0
Turner	4	69	17.3	23	0
Woods	3	59	19.7	24	0
Coleman	2	40	20.0	23	0
Duncan	2	38	19.0	21	0
Southard LG	2	47	23.5	26	0
T. Wilson	2	29	14.5	16	0
Carpenter	1	11	11.0	11	0
Oilers	58	1304	22.5	60	0
Opponents	61	1360	22.3	47	0

FIELD GOALS	1-19	20-29	30-39	40-49	50+
Fritsch	2/2	2/3	7/9	3/4	0/0
Oilers	2/2	2/3	7/9	3/4	0/0
Opponents	2/2	4/8	7/10	6/10	0/2

Fritsch: () (33G, 49G) (38G, 39N, 19G) (32G, 20G) (19G) (35G) (23N, 43G) (39G) () (30N) () () (38G) (37G, 43N) (22G) (43G)
Opponents: (43N, 30G, 48G) (50N, 41G) (26G, 19G, 46N) (25G, 29B) (41G, 40G) () (33G) (31N, 30G) (45N) (52N, 40G) (32G, 34G, 37G, 38N, 25N) () (34G, 38N) (41G, 43N, 23G, 24N) (23N, 21G) (19G)

SACKS
records not available
Oilers 37.0, Opponents 17.0

TACKLES (Solo-Assists-Total)
records not available

USUAL STARTING LINEUP

OFFENSE

WR	Ken Burrough (00)
LT	Greg Sampson (73)
LG	George Reihner (64)
	Conway Hayman (70)
C	Carl Mauck (55)
RG	Ed Fisher (60)
RT	Conway Hayman (70)
	Morris Towns (76)
TE	Mike Barber (86)
WR	Mike Renfro (82)
	Rich Caster (88)
QB	Dan Pastorini (7)
RB	Earl Campbell (34)
FB	Tim Wilson (45)

DEFENSE

LE	James Young (77)
NT	Curley Culp (78)
RE	Elvin Bethea (65)
OLB	Ted Washington (59)
ILB	Steve Kiner (57)
ILB	Gregg Bingham (54)
OLB	Robert Brazile (52)
LCB	Willie Alexander (19)
RCB	Greg Stemrick (27)
SS	Bill Currier (20)
FS	Mike Reinfeldt (37)

SPECIALISTS

K	Toni Fritsch (16)
P	Cliff Parsley (18)

Pro Bowl
All-Pro

GM/Head Coach: Bum Phillips

Asst. Coaches: Ken Shipp (off. coord.), Ed Biles (def. coord.), Andy Bourgeois (off. backs), Joe Bugel (off. line), King Hill (WR), Wade Phillips (DL), Bob Gambold (DB), John Paul Young (ST)

AMERICAN FOOTBALL CONFERENCE STANDINGS

AFC EAST	W	L	T	Pct
New England	11	5	0	.688
* Miami	11	5	0	.688
N.Y. Jets	8	8	0	.500
Buffalo	5	11	0	.313
Baltimore	5	11	0	.313
AFC CENTRAL	W	L	T	Pct
Pittsburgh	14	2	0	.875
* Houston	10	6	0	.625
Cleveland	8	8	0	.500
Cincinnati	4	12	0	.250
AFC WEST	W	L	T	Pct
Denver	10	6	0	.625
Oakland	9	7	0	.563
Seattle	9	7	0	.563
San Diego	9	7	0	.563
Kansas City	4	12	0	.250

NATIONAL FOOTBALL CONFERENCE STANDINGS

NFC EAST	W	L	T	Pct
Dallas	12	4	0	.750
* Philadelphia	9	7	0	.563
Washington	8	8	0	.500
St. Louis	6	10	0	.375
N.Y. Giants	6	10	0	.375
NFC CENTRAL	W	L	T	Pct
Minnesota	8	7	1	.531
Green Bay	8	7	1	.531
Detroit	7	9	0	.438
Chicago	7	9	0	.438
Tampa Bay	5	11	0	.313
NFC WEST	W	L	T	Pct
Los Angeles	12	4	0	.750
* Atlanta	9	7	0	.563
New Orleans	7	9	0	.438
San Francisco	2	14	0	.125

* Wild Card for Playoffs



1977 SEASON (8-6 REGULAR SEASON) • 2ND PLACE AFC CENTRAL

DATE	OPPONENT	SCORE	W/L	ATT
Sep. 18	NY JETS	20-0	W	39,488
Sep. 25	at Green Bay	16-10	W	55,071
Oct. 2	at Miami	7-27	L	49,619
Oct. 9	PITTSBURGH	27-10	W	49,226
Oct. 16	CLEVELAND	23-24	L	47,888
Oct. 23	at Pittsburgh	10-27	L	48,517
Oct. 30	at Cincinnati	10-13*	L	53,194
Nov. 6	CHICAGO	47-0	W	47,226
Nov. 13	at Oakland	29-34	L	53,667
Nov. 20	at Seattle	22-10	W	61,519
Nov. 27	KANSAS CITY	34-20	W	42,934
Dec. 4	DENVER	14-24	L	46,875
Dec. 11	at Cleveland	19-15	W	30,898
Dec. 18	CINCINNATI	21-16	W	46,212

* Overtime

	TITANS	OPP
Total First Downs	228	247
Rushing	112	103
Passing	91	124
Penalty	25	20
3rd Down: Made/Att	70/209	72/202
3rd Down Pct.	33.5	35.6
4th Down: Made/Att	--	--
4th Down Pct.	--	--
Possession Avg.	29:41	30:19
Total Net Yards	3864	3957
Avg. Per Game	276.0	282.6
Total Plays	879	933
Avg. Per Play	4.4	4.2
Net Yards Rushing	1989	1815
Avg. Per Game	142.1	129.6
Total Rushes	509	522
Net Yards Passing	1875	2142
Avg. Per Game	133.9	153.0
Sacked/Yards Lost	23/232	32/289
Gross Yards	2107	2431
Att./Comp.	347/181	379/192
Completion Pct.	52.2	50.7
Had Intercepted	21	26
Punts/Average	79/38.4	77/40.8
Net Punting Avg.	79/31.8	77/32.3
Penalties/Yards	106/837	97/791
Fumbles/Ball Lost	30/17	39/28
Touchdowns	36	26
Rushing	15	11
Passing	14	12
Returns	7	3

BY PERIODS	1	2	3	4	OT	PTS
Oilers	37	111	61	90	0	299
Opponents	58	70	28	71	3	230

SCORING	TD	RU	PA	RT	PAT	FG	S	TP
Fritsch	0	0	0	0	19/20	12/16	0	55
Burrough	8	0	8	0			0	48
B. Johnson	7	1	3	3			0	42
Coleman	6	5	1	0			0	36
Dempsey	0	0	0	0	8/11	4/6	0	20
Hardeman	3	2	1	0			0	18
Wilson	3	3	0	0			0	18
Pastorini	2	2	0	0	0/1	0/0	0	12
Alexander	1	0	0	1			0	6
Barber	1	0	1	0			0	6
Bingham	1	0	0	1			0	6
Carpenter	1	1	0	0			0	6
Hadl	1	1	0	0			0	6
Moore	1	0	0	1			0	6
Sternick	1	0	0	1			0	6
Young	0	0	0	0			2	4
Butler	0	0	0	0	2/3	0/3	0	2
Kennard	0	0	0	0			1	2
Oilers	36	15	14	7	29/36	16/25	3	299
Opponents	26	11	12	3	24/26	16/22	1	230

RUSHING	No	Yds	Avg	Lg	TD
Coleman	185	660	3.6	22	5
Carpenter	144	652	4.5	77	1
Wilson	99	343	3.5	16	3
Hardeman	42	162	3.9	18	2
B. Johnson	6	102	17.0	61t	1
Pastorini	18	39	2.2	15	2

PASSING	Att	Cmp	Pct	Yards	Yds/Att	TD	Int	Lg	Sk/Yds	Rating
Pastorini	319	169	53.0	1987	6.23	13	18	85t	20/198	62.3
Hadl	24	11	45.8	76	3.17	0	3	18	2/26	13.9
Coleman	3	1	33.3	44	14.67	1	0	0	0/0	121.5
Burrough	1	0	0.0	0	0.00	0	0	0	0/0	39.6
B. Johnson	0	0	--	0	--	0	0	--	1/8	--
Oilers	347	181	52.2	2107	6.07	14	21	85t	23/232	59.1
Opponents	379	192	50.7	2431	6.41	12	26	49t	32/289	53.0

Voight	7	20	2.9	6	0
Hadl	3	11	3.7	6t	1
Burrough	4	10	2.5	28	0
Giles	1	-10	-10.0	-10	0
Oilers	509	1989	3.9	77	15
Opponents	522	1815	3.5	40	11

RECEIVING	No	Yds	Avg	Lg	TD
Burrough	43	816	19.0	85t	8
Carpenter	23	156	6.8	27	0
Coleman	22	115	5.2	21	1
B. Johnson	20	412	20.6	71t	3
Wilson	20	107	5.4	17	0
Giles	17	147	8.6	17	0
Foster	15	208	13.9	56	0
Hardeman	11	47	4.3	9	1
Barber	9	94	10.4	23	1
Garrison	1	5	5.0	5	0
Oilers	181	2107	11.6	85t	14
Opponents	192	2431	12.7	49t	12

INTERCEPTIONS	No	Yds	Avg	Lg	TD
Reinfeldt	5	78	15.6	30	0
Alexander	3	111	37.0	95t	1
Moore	3	56	18.7	34	0
Brazile	3	40	13.3	16	0
Washington	3	26	8.7	19	0
Bingham	2	36	18.0	30	0
Currier	2	0	0.0	0	0
Culp	1	25	25.0	25	0
Stringer	1	20	20.0	20	0
Sternick	1	18	18.0	18	0
Kiner	1	17	17.0	17	0
Kirk	1	2	2.0	2	0
Oilers	26	429	16.5	95t	1
Opponents	21	253	12.0	57	1

PUNTING	No	Yds	Avg	Net	TB	In	Lg	B
Parsley	77	3030	39.4	31.8	9	12	55	2
Oilers	79	3030	38.4	31.8	9	12	55	2
Opponents	77	3143	40.8	32.3	6	22	60	1

PUNT RETURNS	No	FC	Yds	Avg	Lg	TD
B. Johnson	35	8	539	15.4	87t	2
Sternick	1	0	0	0.0	0	0
Oilers	36	8	539	15.0	87t	2
Opponents	46	7	340	7.4	31	0

KICKOFF RETURNS	No	Yds	Avg	Lg	TD
B. Johnson	25	630	25.2	76t	1
Anderson	8	182	22.8	38	0
Voight	8	156	19.5	34	0
Wilson	2	33	16.5	18	0
Foster	1	31	31.0	31	0
Stringer	1	15	15.0	15	0
Thompson	1	9	9.0	9	0
Oilers	46	1056	23.0	76t	1
Opponents	63	1331	21.1	43	0

FIELD GOALS	1-19	20-29	30-39	40-49	50+
Fritsch	1/1	5/6	5/6	1/2	0/1
Dempsey	0/0	3/3	1/2	0/1	0/0
Butler	0/0	0/1	0/0	0/2	0/0
Oilers	1/1	8/10	6/8	1/5	0/1
Opponents	0/0	9/9	3/5	3/6	1/2

Fritsch: () (42N, 32G) () (52N, 27G, 18G) (25G, 37G, 36G) (37N, 46G) (27N, 22G) (29G) (28G, 39G, 32G) () () () ()

Dempsey: () () () () () () () () (31B, 46B, 27G, 37G) () () () (27G, 26G)

Butler: (27N, 41N, 41N) () () () () () () () () () () ()

Opponents: () (34G) (52N, 41B) (27G) (30G) () (23G, 39N, 22G) (44N) (42G, 25G) (51G) (30G, 36N, 26G) (42G, 45N) (26G, 40G) (28G, 27G, 24G)

SACKS

records not available

Oilers 32.0, Opponents 23.0

TACKLES (Solo-Assists-Total)

records not available

USUAL STARTING LINEUP

OFFENSE

WR	Ken Burrough (00)
LT	Greg Sampson (73)
LG	George Reihner (64)
C	Carl Mauck (55)
RG	Elbert Drungo (75)
RT	Kevin Hunt (72)
TE	Mike Barber (86)
	Jimmie Giles (88)
WR	Eddie Foster (89)
QB	Dan Pastorini (7)
RB	Ronnie Coleman (47)
FB	Tim Wilson (45)
	Rob Carpenter (26)

DEFENSE

LE	James Young (77)
	Ken Kennard (71)
NT	Curley Culp (78)
RE	Elvin Bethea (65)
OLB	Ted Washington (59)
ILB	Steve Kiner (57)
ILB	Gregg Bingham (54)
OLB	Robert Brazile (52)
LCB	Willie Alexander (19)
RCB	Zeke Moore (22)
SS	Bill Currier (20)
FS	Mike Reinfeldt (37)

SPECIALISTS

K	Toni Fritsch (16)
P	Cliff Parsley (18)

ADDITIONAL PRO BOWL / ALL-PRO

KR Billy Johnson (84)

Pro Bowl

All-Pro

GM/Head Coach: Bum Phillips

Asst. Coaches: Ken Shipp (off. coord.), Ed Biles (def. coord.), Andy Bourgeois (off. backs), Joe Bugel (off. line), King Hill (WR), Richie Petitbon (DB), Wade Phillips (DL)

AMERICAN FOOTBALL CONFERENCE STANDINGS

AFC EAST	W	L	T	Pct
Baltimore	10	4	0	.714
Miami	10	4	0	.714
New England	9	5	0	.643
N.Y. Jets	3	11	0	.214
Buffalo	3	11	0	.214
AFC CENTRAL	W	L	T	Pct
Pittsburgh	9	5	0	.643
Houston	8	6	0	.571
Cincinnati	8	6	0	.571
Cleveland	6	8	0	.429
AFC WEST	W	L	T	Pct
Denver	12	2	0	.857
* Oakland	11	3	0	.786
San Diego	7	7	0	.500
Seattle	5	9	0	.357
Kansas City	2	12	0	.143

NATIONAL FOOTBALL CONFERENCE STANDINGS

NFC EAST	W	L	T	Pct
Dallas	12	2	0	.857
Washington	9	5	0	.643
St. Louis	7	7	0	.500
Philadelphia	5	9	0	.357
N.Y. Giants	5	9	0	.357
NFC CENTRAL	W	L	T	Pct
Minnesota	9	5	0	.643
* Chicago	9	5	0	.643
Detroit	6	8	0	.429
Green Bay	4	10	0	.286
Tampa Bay	2	12	0	.143
NFC WEST	W	L	T	Pct
Los Angeles	10	4	0	.714
Atlanta	7	7	0	.500
San Francisco	5	9	0	.357
New Orleans	3	11	0	.214

* Wild Card for Playoffs



1976 SEASON (5-9 REGULAR SEASON) • 4TH PLACE AFC CENTRAL

DATE	OPPONENT	SCORE	W/L	ATT
Sep. 12	TAMPA BAY	20-0	W	42,228
Sep. 19	at Buffalo	13-3	W	61,364
Sep. 26	OAKLAND	13-14	L	42,338
Oct. 3	at New Orleans	31-26	W	51,973
Oct. 10	DENVER	17-3	W	47,928
Oct. 17	at San Diego	27-30	L	31,565
Oct. 24	CINCINNATI	7-27	L	45,499
Nov. 1	at Baltimore	14-38	L	60,020
Nov. 7	CLEVELAND	7-21	L	39,828
Nov. 14	at Cincinnati	27-31	L	53,243
Nov. 21	at Pittsburgh	16-32	L	47,947
Nov. 28	ATLANTA	20-14	W	25,838
Dec. 5	at Cleveland	10-13	L	56,025
Dec. 11	PITTSBURGH	0-21	L	44,743

	TITANS	OPP
Total First Downs	199	226
Rushing	71	117
Passing	110	90
Penalty	18	19
3rd Down: Made/Att	65/210	77/220
3rd Down Pct.	31.0	35.0
4th Down: Made/Att	--	2/2
4th Down Pct.	--	100.0
Possession Avg.	25:43	30:00
Total Net Yards	3570	3987
Avg. Per Game	255.0	284.8
Total Plays	878	935
Avg. Per Play	4.1	4.3
Net Yards Rushing	1498	2072
Avg. Per Game	107.0	148.0
Total Rushes	416	540
Net Yards Passing	2072	1915
Avg. Per Game	148.0	136.8
Sacked/Yards Lost	39/357	50/344
Gross Yards	2429	2259
Att./Comp.	423/227	345/173
Completion Pct.	53.7	50.1
Had Intercepted	19	11
Punts/Average	100/35.3	96/38.7
Net Punting Avg.	100/27.9	96/31.8
Penalties/Yards	99/776	107/963
Fumbles/Ball Lost	25/14	33/17
Touchdowns	25	31
Rushing	6	13
Passing	17	17
Returns	2	1

BY PERIODS	1	2	3	4	OT	PTS
Oilers	22	57	54	89	0	222
Opponents	35	79	64	95	0	273

SCORING	TD	RU	PA	RT	PAT	FG	S	TP
Butler	0	0	0	0	24/24	16/27	0	72
Burrough	7	0	7	0			0	42
Coleman	6	2	3	1			0	36
B. Johnson	4	0	4	0			0	24
Willis	3	2	1	0			0	18
Alston	1	0	1	0			0	6
Dawkins	1	1	0	0			0	6
Hardeman	1	1	0	0			0	6
Sawyer	1	0	1	0			0	6
Whittington	1	0	0	1			0	6
Oilers	25	6	17	2	24/24	16/27	0	222
Opponents	31	13	17	1	29/31	18/29	2	273

RUSHING	No	Yds	Avg	Lg	TD
Coleman	171	684	4.0	39	2
Willis	148	542	3.7	44	2
Hardeman	32	114	3.6	21	1
Dawkins	31	61	2.0	7	1
Pastorini	11	45	4.1	11	0
Burrough	3	22	7.3	12	0
Hadl	7	11	1.6	8	0
Taylor	5	11	2.2	8	0
Hoopes LG	2	10	5.0	10	0
B. Johnson	6	6	1.0	10	0
Baker TM	1	2	2.0	2	0
Butler	1	0	0	0	0
Oilers	416	1498	3.6	44	6
Opponents	540	2072	3.8	69t	13

PASSING	Att	Cmp	Pct	Yards	Yds/Att	TD	Int	Lg	Sk/Yds	Rating
Pastorini	309	167	54.0	1795	5.81	10	10	67t	24/234	68.6
Hadl	113	60	53.1	634	5.61	7	8	69t	15/123	60.9
Coleman	1	0	0.0	0	0.00	0	1	0	0/0	0.0
Oilers	423	227	53.7	2429	5.74	17	19	69t	39/357	65.4
Opponents	345	173	50.1	2259	6.55	17	11	81t	50/344	74.3

RECEIVING	No	Yds	Avg	Lg	TD
Burrough	51	932	18.3	69t	7
B. Johnson	47	495	10.5	40t	4
Coleman	40	247	6.2	19	3
Willis	32	255	8.0	42	1
Alston	19	174	9.2	29	1
Sawyer	18	208	11.6	53	1
Hardeman	7	25	3.6	11	0
Thomas	4	15	3.8	14	0
Baker	3	32	10.7	14	0
Dawkins	3	21	7.0	14	0
Taylor	2	15	7.5	8	0
Sternrick	1	10	10.0	10	0
Oilers	227	2429	10.7	69t	17
Opponents	173	2259	13.1	81t	17

INTERCEPTIONS	No	Yds	Avg	Lg	TD
Whittington	5	103	20.6	50	0
Bingham	2	18	9.0	15	0
Moore	1	28	28.0	28	0
Reinfeldt	1	19	19.0	19	0
Brazile	1	8	8.0	8	0
Sternrick	1	0	0.0	0	0
Oilers	11	176	16.0	50	0
Opponents	19	197	10.4	39	0

PUNTING	No	Yds	Avg	Net	TB	In	Lg	B
Pastorini	70	2571	36.7	28.3	4	12	74	0
Hoopes LG	49	1849	37.7	25.6	7	8	57	2
Hoopes TM	7	221	31.6	27.9	0	0	38	1
Butler	11	370	33.6	25.6	0	0	39	0
Clark	10	335	33.5	27.3	0	0	47	0
Sawyer	1	32	32.0	35.0	0	1	32	0
Oilers	100	3529	35.3	27.9	4	13	74	1
Opponents	96	3717	38.7	31.8	8	13	78	1

PUNT RETURNS	No	FC	Yds	Avg	Lg	TD
B. Johnson	38	9	403	10.6	46	0
Coleman	7	2	91	13.0	69t	1
Whittington	3	0	10	3.3	7	0
Moore	0	1	0	0.0	0	0
Oilers	48	12	504	10.5	69t	1
Opponents	60	13	659	11.0	67	0

KICKOFF RETURNS	No	Yds	Avg	Lg	TD
B. Johnson	26	579	22.3	53	0
Taylor	15	302	20.1	32	0
A. Johnson	8	150	18.8	25	0
Hardeman	7	171	24.4	40	0
Baker TM	1	15	15.0	15	0
Beirne	1	12	12.0	12	0
Oilers	58	1229	21.2	53	0
Opponents	53	1125	21.2	41	0

FIELD GOALS	1-19	20-29	30-39	40-49	50+
Butler	1/1	4/4	7/10	3/8	1/4
Oilers	1/1	4/4	7/10	3/8	1/4
Opponents	1/1	7/8	6/9	3/9	1/2

Butler: (33G, 45N, 44G) (54G, 44B, 28G) (22G, 40G, 46N, 55N) (31G) (44N, 18G, 36N) (31G, 50N, 36G) (1) (44N) (36N) (39G, 29G) (43G) (22G, 32N, 32G) (31G) (55N)
Opponents: (39N) (50N, 27G, 27N) (42N) (20G, 26G, 43G, 26G) (31G, 49N) (30G) (34G, 46N, 28G) (45N, 25G) (30G, 40G) (50G) (37G, 36N, 35G, 18G) (47N) (29G, 46G, 41N) (39N)

SACKS
 records not available
Oilers 50.0, Opponents 39.0

TACKLES (Solo-Assists-Total)
 records not available

USUAL STARTING LINEUP

OFFENSE

WR Ken Burrough (00)
 LT Greg Sampson (73)
 Kevin Hunt (72)
 LG Conway Hayman (70)
 C Carl Mauck (55)
 RG Ed Fisher (60)
 RT Elbert Drungo (75)
 TE Mack Alston (82)
 WR Billy Johnson (84)
 QB Dan Pastorini (7)
 John Hadl (21)
 RB Ronnie Coleman (47)
 FB Fred Willis (44)

DEFENSE

LE Tody Smith (85)
 Al Burton (68)
 NT **Curley Culp (78)**
 RE Elvin Bethea (65)
 OLB Ted Washington (59)
 ILB Steve Kiner (57)
 ILB Gregg Bingham (54)
 OLB **Robert Brazile (52)**
 LCB Willie Alexander (19)
 RCB Zeke Moore (22)
 SS Mike Reinfeldt (37)
 FS C.L. Whittington (38)

SPECIALISTS

K Skip Butler (2)
 P Dan Pastorini (7)

Pro Bowl

GM/Head Coach: Bum Phillips
Asst. Coaches: King Hill (off. coord./QB), Ed Biles (def. coord.), Andy Bourgeois (off. backs), Ken McCullough (OL), Richie Petitbon (DB), Wade Phillips (LB), Fran Polsoot (WR), George Rice (DL), Walt Schlinkman (ST)

AMERICAN FOOTBALL CONFERENCE STANDINGS

AFC EAST	W	L	T	Pct
Baltimore	11	3	0	.786
* New England	11	3	0	.786
Miami	6	8	0	.429
N.Y. Jets	3	11	0	.214
Buffalo	2	12	0	.143
AFC CENTRAL	W	L	T	Pct
Pittsburgh	10	4	0	.714
Cincinnati	10	4	0	.714
Cleveland	9	5	0	.643
Houston	5	9	0	.357
AFC WEST	W	L	T	Pct
Oakland	13	1	0	.929
Denver	9	5	0	.643
San Diego	6	8	0	.429
Kansas City	5	9	0	.357
Tampa Bay	0	14	0	.000

NATIONAL FOOTBALL CONFERENCE STANDINGS

NFC EAST	W	L	T	Pct
Dallas	11	3	0	.786
* Washington	10	4	0	.714
St. Louis	10	4	0	.714
Philadelphia	4	10	0	.286
N.Y. Giants	3	11	0	.214
NFC CENTRAL	W	L	T	Pct
Minnesota	11	2	1	.821
Chicago	7	7	0	.500
Detroit	6	8	0	.429
Green Bay	5	9	0	.357
NFC WEST	W	L	T	Pct
Los Angeles	10	3	1	.750
San Francisco	8	6	0	.571
Atlanta	4	10	0	.286
New Orleans	4	10	0	.286
Seattle	2	12	0	.143

* Wild Card for Playoffs



1975 SEASON (10-4 REGULAR SEASON) • 3RD PLACE AFC CENTRAL

DATE	OPPONENT	SCORE	W/L	ATT	RECEIVING	No	Yds	Avg	Lg	TD
Sep. 21	at New England	7-0	W	51,934	Burrough	53	1063	20.1	77t	8
Sep. 28	SAN DIEGO	33-17	W	33,765	Johnson	37	393	10.6	30	1
Oct. 5	CINCINNATI	19-21	L	42,412	Willis	20	104	5.2	20	0
Oct. 12	at Cleveland	40-10	W	46,531	Alston	18	165	9.2	26	4
Oct. 19	WASHINGTON	13-10	W	49,566	Coleman	18	129	7.2	24	0
Oct. 26	DETROIT	24-8	W	46,904	Sawyer	7	144	20.6	51	1
Nov. 2	at Kansas City	17-13	W	62,989	Hardeman	5	10	2.0	9	0
Nov. 9	at Pittsburgh	17-24	L	49,460	Edwards	2	22	11.0	18	0
Nov. 16	MIAMI	20-19	W	48,892	Hawkins	1	32	32.0	32	0
Nov. 24	PITTSBURGH	9-32	L	49,947	Beirne	1	15	15.0	15	0
Nov. 30	at Cincinnati	19-23	L	46,128	Frazier	1	9	9.0	9	0
Dec. 7	at San Francisco	27-13	W	44,015	Parks	1	8	8.0	8	0
Dec. 14	at Oakland	27-26	W	50,719	Holmes	1	5	5.0	5	0
Dec. 21	CLEVELAND	21-10	W	43,770	Oilers	165	2099	12.7	77t	14
					Opponents	235	2800	11.9	64	14

	TITANS	OPP
Total First Downs	234	264
Rushing	121	104
Passing	90	137
Penalty	23	23
3rd Down: Made/Att	72/203	78/205
3rd Down Pct.	35.5	38.0
4th Down: Made/Att	--	--
4th Down Pct.	--	--
Possession Avg.	34:17	21:26
Total Net Yards	3937	4137
Avg. Per Game	281.2	295.5
Total Plays	900	952
Avg. Per Play	4.4	4.3
Net Yards Rushing	2068	1680
Avg. Per Game	147.7	120.0
Total Rushes	526	498
Net Yards Passing	1869	2457
Avg. Per Game	133.5	175.5
Sacked/Yards Lost	27/230	45/343
Gross Yards	2099	2800
Att./Comp.	347/165	409/235
Completion Pct.	47.6	57.5
Had Intercepted	17	24
Punts/Average	74/39.3	73/41.0
Net Punting Avg.	74/32.3	73/30.5
Penalties/Yards	100/849	90/871
Fumbles/Ball Lost	28/17	38/19
Touchdowns	34	27
Rushing	14	13
Passing	14	14
Returns	6	0

BY PERIODS	1	2	3	4	OT	PTS
Oilers	49	84	81	79	0	293
Opponents	37	100	25	64	0	226

SCORING	TD	RU	PA	RT	PAT	FG	S	TP
Butler	0	0	0	0	31/34	18/30	0	85
Burrough	8	0	8	0			0	48
Coleman	5	5	0	0			0	30
Hardeman	5	5	0	0			0	30
Johnson	5	0	1	4			0	30
Alston	4	0	4	0			0	24
Willis	2	2	0	0			0	12
Rodgers	1	1	0	0			1	8
Culp	1	0	0	1			0	6
Germany	1	0	0	1			0	6
Pastorini	1	1	0	0			0	6
Sawyer	1	0	1	0			0	6
Bethea	0	0	0	0			1	2
Oilers	34	14	14	6	31/34	18/30	2	293
Opponents	27	13	14	0	21/27	13/23	2	226

RUSHING	No	Yds	Avg	Lg	TD
Coleman	175	790	4.5	46t	5
Hardeman	166	648	3.9	39	5
Willis	118	420	3.6	23	2
Pastorini	23	97	4.2	19	1
Rodgers	18	55	3.1	8	1
Holmes	19	42	2.2	11	0
Johnson	5	17	3.4	19	0
Dickey	1	3	3.0	3	0
Edwards	1	-4	-4.0	-4	0
Oilers	526	2068	3.9	46t	14
Opponents	498	1680	3.4	36	13

PASSING	Att	Cmp	Pct	Yards	Yds/Att	TD	Int	Lg	Sk/Yds	Rating
Pastorini	342	163	47.7	2053	6.00	14	16	77t	24/210	61.0
Dickey	4	2	50.0	46	11.50	0	1	28	3/20	52.1
Coleman	1	0	0.0	0	0.00	0	0	0	0/0	39.6
Oilers	347	165	47.6	2099	6.05	14	17	77t	27/230	59.9
Opponents	409	235	57.5	2800	6.85	14	24	64	45/343	65.4

INTERCEPTIONS	No	Yds	Avg	Lg	TD
Moore	5	137	27.4	74	0
Atkins	4	133	33.3	70	0
Bingham	4	57	14.3	26	0
Alexander	3	41	13.7	32	0
Washington	3	30	10.0	23	0
Germany	2	15	7.5	15	0
Kiner	2	7	3.5	7	0
Whittington	1	5	5.0	5	0
Oilers	24	425	17.7	74	0
Opponents	17	186	10.9	47	0

PUNTING	No	Yds	Avg	Net	TB	In	Lg	B
Pastorini	62	2447	39.5	33.2	7	0	68	0
Beverly TM	12	459	38.3	27.7	1	0	45	0
Oilers	74	2906	39.3	32.3	8	0	68	0
Opponents	73	2990	41.0	30.5	7	0	62	1

PUNT RETURNS	No	FC	Yds	Avg	Lg	TD
Johnson	40	1	612	15.3	83t	3
Cotney	2	1	8	4.0	5	0
Coleman	1	0	0	0.0	0	0
Oilers	43	2	620	14.4	83t	3
Opponents	47	6	356	7.6	52	0

KICKOFF RETURNS	No	Yds	Avg	Lg	TD
Johnson	33	798	24.2	81t	1
Cotney	10	189	18.9	28	0
Coleman	8	149	18.6	27	0
Rodgers	1	13	13.0	13	0
Thompson	1	-5	-5.0	-5	0
Whittington	1	0	0.0	0	0
Oilers	54	1144	21.2	81t	1
Opponents	61	1355	22.2	52	0

FIELD GOALS	1-19	20-29	30-39	40-49	50+
Butler	0/0	8/9	4/8	6/12	0/1
Oilers	0/0	8/9	4/8	6/12	0/1
Opponents	0/0	2/3	8/10	3/6	0/4

Butler: (36N) (29G, 24N, 48N, 38G) (37G) (43N, 46G, 33G, 25G, 21G, 50N) (39N) (42G, 37N) (43N, 44G, 46N) (48N, 48G) (43G, 25G) (44N, 27G) (22G) (27G, 30B, 30G) (23G, 47G) ()
Opponents: (44N, 46N) (53N, 29G) () (39G) (32G, 47N) (34G, 37G, 36B) (37G, 37G) (22G, 39N) () (30G) (33G) (42G, 51N, 41G, 50N) (27N) (51N, 42G)

SACKS
 records not available
 Oilers 45.0, Opponents 27.0

TACKLES (Solo-Assists-Total)
 records not available

USUAL STARTING LINEUP

OFFENSE

WR Ken Burrough (00)
LT Greg Sampson (73)
LG Ron Saul (64)
C Carl Mauck (55)
RG Ed Fisher (60)
RT Elbert Drungo (75)
TE Mack Alston (82)
WR Billy Johnson (84)
QB Dan Pastorini (7)
RB Ronnie Coleman (47)
FB Don Hardeman (30)

DEFENSE

LE Tody Smith (85)
NT Curley Culp (78)
RE Elvin Bethea (65)
OLB Ted Washington (59)
ILB Steve Kiner (57)
ILB Gregg Bingham (54)
OLB Robert Brazile (52)
LCB Willie Alexander (19)
RCB Zeke Moore (22)
SS Willie Germany (29)
FS Bob Atkins (48)
 C.L.Whittington (38)

SPECIALISTS

K Skip Butler (2)
P Dan Pastorini (7)

Pro Bowl

All-Pro

GM/Head Coach: Bum Phillips
Asst. Coaches: King Hill (off. coord./QB), Ed Biles (def. coord.), Sam Boghosian (OL), Andy Bourgeois (off. backs), Larry Peccatiello (LB), Richie Petitbon (DB), Fran Polsfoot (WR), George Rice (DL), Joe Woolley (ST)

AMERICAN FOOTBALL CONFERENCE STANDINGS

AFC EAST	W	L	T	Pct
Baltimore	10	4	0	.714
Miami	10	4	0	.714
Buffalo	8	6	0	.571
New England	3	11	0	.214
N.Y. Jets	3	11	0	.214
AFC CENTRAL	W	L	T	Pct
Pittsburgh	12	2	0	.857
* Cincinnati	11	3	0	.786
Houston	10	4	0	.714
Cleveland	3	11	0	.214
AFC WEST	W	L	T	Pct
Oakland	11	3	0	.786
Denver	6	8	0	.429
Kansas City	5	9	0	.357
San Diego	2	12	0	.143

NATIONAL FOOTBALL CONFERENCE STANDINGS

NFC EAST	W	L	T	Pct
St. Louis	11	3	0	.786
* Dallas	10	4	0	.714
Washington	8	6	0	.571
N.Y. Giants	5	9	0	.357
Philadelphia	4	10	0	.286
NFC CENTRAL	W	L	T	Pct
Minnesota	12	2	0	.857
Detroit	7	7	0	.500
Chicago	4	10	0	.286
Green Bay	4	10	0	.286
NFC WEST	W	L	T	Pct
Los Angeles	12	2	0	.857
San Francisco	5	9	0	.357
Atlanta	4	10	0	.286
New Orleans	2	12	0	.143

* Wild Card for Playoffs



1974 SEASON (7-7 REGULAR SEASON) • 2ND PLACE AFC CENTRAL (TIED)

DATE	OPPONENT	SCORE	W/L	ATT
Sep. 15	SAN DIEGO	21-14	W	25,317
Sep. 22	at Cleveland	7-20	L	55,242
Sep. 29	KANSAS CITY	7-17	L	28,538
Oct. 6	PITTSBURGH	7-13	L	30,049
Oct. 13	at Minnesota	10-51	L	48,006
Oct. 20	ST. LOUIS	27-31	L	26,371
Oct. 27	at Cincinnati	34-21	W	55,434
Nov. 3	at NY Jets	27-22	W	47,218
Nov. 10	at Buffalo	21-9	W	79,144
Nov. 17	CINCINNATI	20-3	W	44,054
Nov. 24	DALLAS	0-10	L	49,775
Dec. 1	at Pittsburgh	13-10	W	41,195
Dec. 8	at Denver	14-37	L	46,942
Dec. 15	CLEVELAND	28-24	W	33,299

	TITANS	OPP
Total First Downs	200	268
Rushing	76	124
Passing	103	129
Penalty	21	15
3rd Down: Made/Att	44/147	52/151
3rd Down Pct.	29.9	34.4
4th Down: Made/Att	1/1	1/2
4th Down Pct.	100.0	50.0
Possession Avg.	36:26	23:34
Total Net Yards	3338	4425
Avg. Per Game	238.4	316.1
Total Plays	817	919
Avg. Per Play	4.1	4.8
Net Yards Rushing	1361	2050
Avg. Per Game	97.2	146.4
Total Rushes	421	474
Net Yards Passing	1977	2375
Avg. Per Game	141.2	169.6
Sacked/Yards Lost	33/298	40/349
Gross Yards	2275	2724
Att./Comp.	363/203	405/231
Completion Pct.	55.9	57.0
Had Intercepted	19	21
Punts/Average	79/39.2	70/39.1
Net Punting Avg.	79/32.4	70/30.0
Penalties/Yards	90/749	94/872
Fumbles/Ball Lost	26/14	26/15
Touchdowns	30	34
Rushing	16	15
Passing	12	19
Returns	2	0

BY PERIODS	1	2	3	4	OT	PTS
Oilers	72	37	62	65	0	236
Opponents	66	81	55	80	0	282

SCORING	TD	RU	PA	RT	PAT	FG	S	TP
Butler	0	0	0	0	29/29	9/19	0	56
Amudson	5	4	1	0			0	30
Rodgers	5	5	0	0			0	30
Willis	4	3	1	0			0	24
Alston	3	0	3	0			0	18
B. Johnson	3	1	2	0			0	18
Burrough	2	0	2	0			0	12
V. Washington	2	2	0	0			0	12
Bethea	1	0	0	1			0	6
Coleman	1	1	0	0			0	6
Montgomery	1	0	1	0			0	6
Moore	1	0	0	1			0	6
Parks	1	0	1	0			0	6
Queen	1	0	1	0			0	6
Oilers	30	16	12	2	29/29	9/19	0	236
Opponents	34	15	19	0	30/34	16/23	0	282

RUSHING	No	Yds	Avg	Lg	TD
Rodgers	122	413	3.4	20t	5
V. Washington	74	281	3.8	23	2
Willis	74	239	3.2	18	3
Coleman	52	193	3.7	37	1
Amudson	59	138	2.3	11	4
B. Johnson	5	82	16.4	47t	1
Dickey	3	7	2.3	7	0
Queen	2	7	3.5	4	0
Gresham	3	6	2.0	3	0
Beverly	1	4	4.0	4	0
Burrough	1	0	0.0	0	0
Alston	1	-3	-3.0	-3	0
Pastorini	24	-6	-3	7	0
Oilers	421	1361	3.2	47t	16
Opponents	474	2050	4.3	53	15

PASSING	Att	Cmp	Pct	Yards	Yds/Att	TD	Int	Lg	Sk/Yds	Rating
Pastorini	247	140	56.7	1571	6.36	10	10	65	23/225	72.4
Dickey	113	63	55.8	704	6.23	2	8	59	10/73	50.9
Coleman	2	0	0.0	0	0	0	0	0	0/0	39.6
Amudson	1	0	0.0	0	0	0	1	0	0/0	0.0
Oilers	363	203	55.9	2275	6.27	12	19	65	33/298	64.0
Opponents	405	231	57.0	2724	6.73	19	21	80t	40/349	71.7

RECEIVING	No	Yds	Avg	Lg	TD
Burrough	36	492	13.7	51	2
B. Johnson	29	388	13.4	44	2
Willis	25	130	5.2	21	1
Rodgers	24	153	6.4	24	0
Parks	20	330	16.5	59	1
Amudson	18	152	8.4	29	1
Alston	17	249	14.6	33	3
V. Washington	13	92	7.1	15	0
Montgomery	9	179	19.9	65	1
Coleman	4	9	2.3	7	0
Broadnax	3	69	23.0	42	0
Gresham	3	19	6.3	9	0
Wells	1	9	9.0	9	0
Queen	1	4	4.0	4t	1
Oilers	203	2275	11.2	65	12
Opponents	231	2724	11.8	80t	19

INTERCEPTIONS	No	Yds	Avg	Lg	TD
Atkins	6	85	14.2	36	0
Bingham	4	36	9.0	18	0
Alexander	2	56	28.0	29	0
Moore	2	38	19.0	22t	1
Maxwell	2	30	15.0	15	0
Benson	2	0	0.0	5	0
Kiner	1	34	34.0	34	0
T. Smith	1	34	34.0	34	0
Severson	1	0	0.0	0	0
Oilers	21	313	14.9	36	1
Opponents	19	238	12.5	33	0

PUNTING	No	Yds	Avg	Net	TB	In	Lg	B
Beverly	79	3100	39.2	32.4	2	0	69	0
Oilers	79	3100	39.2	32.4	2	0	69	0
Opponents	70	2738	39.1	30.0	7	0	64	1

PUNT RETURNS	No	FC	Yds	Avg	Lg	TD
B. Johnson	30	3	409	13.6	49	0
Severson	11	2	86	7.8	24	0
Oilers	41	5	495	12.1	49	0
Opponents	56	10	500	8.9	42	0

KICKOFF RETURNS	No	Yds	Avg	Lg	TD
B. Johnson	29	785	27.1	67	0
Gresham	9	180	20.0	40	0
V. Washington	7	177	25.3	40	0
Severson	6	108	18.0	28	0
Coleman	3	91	30.3	39	0
Whittington	3	37	12.3	19	0
Amundson	2	17	8.5	13	0
A. Johnson	1	14	14.0	14	0
Jones	1	0	0.0	0	0
Saul	1	10	10.0	10	0
Oilers	62	1419	22.9	67	0
Opponents	51	1111	21.8	61	0

FIELD GOALS	1-19	20-29	30-39	40-49	50+
Butler	0/0	4/7	2/4	3/7	0/1
Oilers	0/0	4/7	2/4	3/7	0/1
Opponents	0/0	7/7	5/7	4/9	0/0

Butler: (47N, 37N, 28N) () (26B) (26N) (29G, 43N) (28G, 24G) (21G, 34G) (46N, 45G, 46N, 46G) () () (39N) (42G, 34G) (50N) ()

Opponents: (48N, 38N, 40N) (27G, 41G) (35G) (37G, 27G) (42G, 32N) (25G) () (35G) (32G, 28G, 48N, 22G) (28G, 46N) (25G) (44G) (43G, 45N) (37G)

SACKS
records not available
Oilers 40.0, Opponents 33.0

TACKLES (Solo-Assists-Total)	records not available
------------------------------	-----------------------

USUAL STARTING LINEUP

OFFENSE

WR	Ken Burrough (00)
LT	Greg Sampson (73)
LG	Harris Jones (61)
	Ron Saul (64)
C	Sid Smith (77)
	Fred Hoaglin (53)
RG	Brian Goodman (68)
RT	Elbert Drungo (75)
TE	Mack Alston (82)
WR	Billy Parks (20)
QB	Dan Pastorini (7)
	Lynn Dickey (10)
RB	Vic Washington (23)
	Fred Willis (44)
FB	Willie Rodgers (34)

DEFENSE

LE	Tody Smith (85)
LT	Curley Culp (78)
RT	Elvin Bethea (65)
RE	Al Cowlings (76)
	Duane Benson (52)
LLB	Gregg Bingham (54)
MLB	Steve Kiner (57)
RLB	Ted Washington (59)
LCB	Willie Alexander (19)
RCB	Zeke Moore (22)
SS	Al Johnson (25)
FS	Bob Atkins (48)

SPECIALISTS

K	Skip Butler (2)
P	David Beverly (4)

Pro Bowl

GM/Head Coach: Sid Gillman
Asst. Coaches: Bum Phillips (def. coord./DL), Ed Biles (def. asst.), Sam Boghosian (ST), Andy Bourgeois (off. backs), Lew Carpenter (WR), King Hill (QB), Joe Madro (OL), Jerry Meins (strength), Larry Peccatiello (LB), Richie Petitbon (DB), Joe Woolley (off. asst.)

AMERICAN FOOTBALL CONFERENCE STANDINGS

AFC EAST	W	L	T	Pct
Miami	11	3	0	.786
* Buffalo	9	5	0	.643
New England	7	7	0	.500
N.Y. Jets	7	7	0	.500
Baltimore	2	12	0	.143
AFC CENTRAL	W	L	T	Pct
Pittsburgh	10	3	1	.750
Cincinnati	7	7	0	.500
Houston	7	7	0	.500
Cleveland	4	10	0	.286
AFC WEST	W	L	T	Pct
Oakland	12	2	0	.857
Denver	7	6	1	.536
Kansas City	5	9	0	.357
San Diego	5	9	0	.357

NATIONAL FOOTBALL CONFERENCE STANDINGS

NFC EAST	W	L	T	Pct
St. Louis	10	4	0	.714
* Washington	10	4	0	.714
Dallas	8	6	0	.571
Philadelphia	7	7	0	.500
N.Y. Giants	2	12	0	.143
NFC CENTRAL	W	L	T	Pct
Minnesota	10	4	0	.714
Detroit	7	7	0	.500
Green Bay	6	8	0	.429
Chicago	4	10	0	.286
NFC WEST	W	L	T	Pct
Los Angeles	10	4	0	.714
San Francisco	6	8	0	.429
New Orleans	5	9	0	.357
Atlanta	3	11	0	.214

* Wild Card for Playoffs



1973 SEASON (11-13 REGULAR SEASON) • 4TH PLACE AFC CENTRAL

DATE	OPPONENT	SCORE	W/L	ATT
Sep. 16	at NY Giants	14-34	L	57,979
Sep. 23	at Cincinnati	10-24	L	51,823
Sep. 30	PITTSBURGH	7-36	L	39,331
Oct. 7	LA RAMS	26-31	L	34,875
Oct. 14	DENVER	20-48	L	32,801
Oct. 21	at Cleveland	13-42	L	61,146
Oct. 28	at Chicago	14-35	L	43,755
Nov. 4	at Baltimore	31-27	W	52,707
Nov. 11	CLEVELAND	13-23	L	37,230
Nov. 18	at Kansas City	14-38	L	68,444
Nov. 25	NEW ENGLAND	0-32	L	27,344
Dec. 2	OAKLAND	6-17	L	25,801
Dec. 9	at Pittsburgh	7-33	L	38,004
Dec. 16	CINCINNATI	24-27	L	21,955

	TITANS	OPP
Total First Downs	193	274
Rushing	89	138
Passing	93	114
Penalty	11	22
3rd Down: Made/Att	48/162	77/175
3rd Down Pct.	29.6	44.0
4th Down: Made/Att	0/3	1/2
4th Down Pct.	0.0	50.0
Possession Avg.	42:51	17:09
Total Net Yards	3307	4647
Avg. Per Game	236.2	331.9
Total Plays	840	929
Avg. Per Play	3.9	5.0
Net Yards Rushing	1388	2410
Avg. Per Game	99.1	172.1
Total Rushes	386	576
Net Yards Passing	1919	2237
Avg. Per Game	137.1	159.8
Sacked/Yards Lost	43/451	27/229
Gross Yards	2370	2466
Att./Comp.	411/225	326/178
Completion Pct.	54.7	54.6
Had Intercepted	27	17
Punts/Average	85/38.8	62/39.6
Net Punting Avg.	85/33.8	62/33.4
Penalties/Yards	95/880	90/811
Fumbles/Ball Lost	43/25	29/10
Touchdowns	22	53
Rushing	9	19
Passing	11	26
Returns	2	8

BY PERIODS	1	2	3	4	OT	PTS
Oilers	37	50	50	62	0	199
Opponents	87	138	101	121	0	447

SCORING	TD	RU	PA	RT	PAT	FG	S	TP
Butler	0	0	0	0	21/21	15/24	0	66
Willis	5	4	1	0			0	30
Alston	4	0	4	0			0	24
Gresham	4	2	1	1			0	24
Burrough	3	1	2	0			0	18
Robinson	2	2	0	0			0	12
Eaglin	1	0	0	1			0	6
Hinton	1	0	1	0			0	6
D. Parks	1	0	1	0			0	6
B. Parks	1	0	1	0			0	6
Dickey	0	0	0	0			0	1
Oilers	22	9	11	2	21/21	15/24	0	199
Opponents	53	19	26	8	52/53	25/42	1	447

RUSHING	No	Yds	Avg	Lg	TD
Willis	171	579	3.4	25	4
Gresham	104	400	3.8	52	2
Robinson	34	151	4.4	22	2
Pastorini	31	102	3.3	17	0
Amundson	15	56	3.7	10	0
Thomas	10	39	3.9	17	0
Burrough	5	38	7.6	34	1
Alston	1	13	13.0	13	0
Dickey	6	9	1.5	6	0
Jolley	7	6	0.9	3	0
Hinton	1	-2	-2.0	-2	0
A. Johnson	1	-3	-3.0	-3	0
Oilers	386	1388	3.6	52	9
Opponents	576	2410	4.2	53t	19

PASSING	Att	Cmp	Pct	Yards	Yds/Att	TD	Int	Lg	Sk/Yds	Rating
Pastorini	290	154	53.1	1482	5.11	5	17	50	30/313	49.0
Dickey	120	71	59.2	888	7.40	6	10	66t	13/138	64.2
Willis	1	0	0.0	0	0.0	0	0	0	00	39.6
Oilers	411	225	54.7	2370	5.77	11	27	66t	43/451	53.3
Opponents	326	178	54.6	2466	7.56	26	17	77t	27/229	84.0

RECEIVING	No	Yds	Avg	Lg	TD
Willis	57	371	6.5	50	1
B. Parks	43	581	13.5	66t	1
Burrough	43	577	13.4	49t	2
Gresham	28	244	8.7	62t	1
Alston	19	195	10.3	39t	4
Hinton	13	202	15.5	34t	1
Amundson	7	60	8.6	18	0
Robinson	7	46	6.6	19	0
Jolley	3	56	18.7	48	0
D. Parks	3	31	10.3	12	1
Thomas	1	4	4.0	4	0
McNeil	1	3	3.0	3	0
Oilers	225	2370	10.5	66t	11
Opponents	178	2466	13.9	77t	26

INTERCEPTIONS	No	Yds	Avg	Lg	TD
Roberts	4	55	13.8	27	0
Severson	4	24	6.0	19	0
Alexander	3	3	1.0	3	0
Blahak	2	120	60.0	87	0
Charles	2	74	37.0	39	0
Bingham	2	22	11.0	18	0
Oilers	17	298	17.5	87	0
Opponents	27	357	13.2	86t	4

PUNTING	No	Yds	Avg	Net	TB	In	Lg	B
Butler	36	1344	37.3	34.3	1	0	55	0
Pastorini	27	1087	40.3	34.4	1	0	59	0
Green	22	868	39.5	32.5	2	0	61	0
Oilers	85	3299	38.8	33.8	4	0	61	0
Opponents	62	2457	39.6	33.4	8	0	72	2

PUNT RETURNS	No	FC	Yds	Avg	Lg	TD
Severson	16	2	126	7.9	74	0
Haymond	14	6	101	7.2	44	0
Oilers	30	8	227	7.6	74	0
Opponents	44	16	343	7.8	46	0

KICKOFF RETURNS	No	Yds	Avg	Lg	TD
Haymond	28	703	25.1	47	0
Gresham	27	723	26.8	103t	1
Hinton	8	141	17.6	30	0
Eaglin	3	76	25.3	39	0
Fanucci	3	40	13.3	14	0
Blahak	2	41	20.5	23	0
Jolley	2	41	20.5	21	0
Rice TM	2	17	8.5	9	0
Severson	1	17	17.0	17	0
Oilers	76	1799	23.7	103t	1
Opponents	37	811	21.9	95t	1

FIELD GOALS	1-19	20-29	30-39	40-49	50+
Butler	4/4	2/2	6/8	3/8	0/2
Oilers	4/4	2/2	6/8	3/8	0/2
Opponents	5/5	6/8	6/11	8/15	0/3

Butler: () (31N, 51N, 38G) () (8G, 35G, 37G, 36G) (8G, 35G, 37G, 36G) (20G, 49G) (9G, 31G) () (47N, 38G) (45N, 36N, 27G, 46G) () (43B) (44B, 51N, 44G, 16G) () (43N, 18G)
Opponents: (40N, 48N, 44G, 11G) (39N, 51N, 27G) (37B, 20G, 47G, 26G) (26N, 17G) (32G, 12G) (36N) (42N, 37N) (50N, 38N, 22G, 36G) (47N, 41N, 30G, 22G, 45G) (38G) (26N, 51N, 48G, 36G, 46G) (9G) (44N, 45N, 49G, 31G, 20G, 42G) (11G, 40G)

SACKS
records not available
Oilers 27.0, Opponents 43.0

TACKLES (Solo-Assists-Total)
records not available

USUAL STARTING LINEUP	
OFFENSE	
WR	Ken Burrough (00)
LT	Tom Funchess (66)
LG	Solomon Freelon (69)
C	Sam Gruneisen (57)
RG	Al Jenkins (60)
RT	Elbert Drungo (75)
	Levert Carr (63)
TE	Mack Alston (82)
WR	Billy Parks (20)
QB	Dan Pastorini (7)
	Lynn Dickey (10)
RB	Bob Gresham (36)
FB	Fred Willis (44)

DEFENSE	
LE	Tody Smith (10)
LT	Al Cowlings (76)
RT	John Matuszak (78)
RE	Elvin Bethea (65)
LLB	Floyd Rice (85)
	Ralph Cindrich (55)
MLB	Gregg Bingham (54)
RLB	Guy Roberts (56)
LCB	Zeke Moore (22)
RCB	Willie Alexander (19)
SS	Jeff Severson (37)
FS	Bob Atkins (48)
	Joe Blahak (27)

SPECIALISTS	
K	Skip Butler (2)
P	Skip Butler (2)
	Dan Pastorini (7)

Pro Bowl
GM: Sid Gillman; **Head Coach:** Bill Peterson (first five games), Sid Gillman (last nine games)
Asst. Coaches: Bruce Beatty (DL), Andy Bourgeois (ST), Garland Boyette (special assignments), Lew Carpenter (WR), Earnel Durden (off. backs), King Hill (QB), Joe Madro (OL), Burnie Miller (DB), Larry Peccatiello (LB)

AMERICAN FOOTBALL CONFERENCE STANDINGS				
AFC EAST	W	L	T	Pct
Miami	12	2	0	.857
Buffalo	9	5	0	.643
New England	5	9	0	.357
Baltimore	4	10	0	.286
N.Y. Jets	4	10	0	.286
AFC CENTRAL	W	L	T	Pct
Cincinnati	10	4	0	.714
* Pittsburgh	10	4	0	.714
Cleveland	7	5	2	.571
Houston	1	13	0	.071
AFC WEST	W	L	T	Pct
Oakland	9	4	1	.679
Denver	7	5	2	.571
Kansas City	7	5	2	.571
San Diego	2	11	1	.179

NATIONAL FOOTBALL CONFERENCE STANDINGS				
NFC EAST	W	L	T	Pct
Dallas	10	4	0	.714
* Washington	10	4	0	.714
Philadelphia	5	8	1	.393
St. Louis	4	9	1	.321
N.Y. Giants	2	11	1	.179
NFC CENTRAL	W	L	T	Pct
Minnesota	12	2	0	.857
Detroit	6	7	1	.464
Green Bay	5	7	2	.429
Chicago	3	11	0	.214
NFC WEST	W	L	T	Pct
Los Angeles	12	2	0	.857
Atlanta	9	5	0	.643
New Orleans	5	9	0	.357
San Francisco	5	9	0	.357

* Wild Card for Playoffs



1972 SEASON (1-13 REGULAR SEASON) • 4TH PLACE AFC CENTRAL

DATE	OPPONENT	SCORE	W/L	ATT	RECEIVING	No	Yds	Avg	Lg	TD
Sep. 17	at Denver	17-30	L	51,656	Willis LG	45	297	6.6	27	2
Sep. 24	at Miami	13-34	L	77,821	Willis TM	36	251	7.0	27	2
Oct. 1	NY JETS	26-20	W	51,423	Smith G	30	316	10.5	25	0
Oct. 9	OAKLAND	0-34	L	51,378	Smith TM	20	218	10.9	24	0
Oct. 15	at Pittsburgh	7-24	L	42,929	Burrough	26	521	20.0	80t	4
Oct. 22	CLEVELAND	17-23	L	38,113	Reed	19	251	13.2	29	0
Oct. 29	at Cincinnati	7-30	L	59,409	Joiner TM	16	306	19.1	82t	2
Nov. 5	at Cleveland	0-20	L	61,985	Granger	15	74	4.9	20	0
Nov. 12	PHILADELPHIA	17-18	L	34,175	Robinson LG	14	112	8.0	24	0
Nov. 19	GREEN BAY	10-23	L	41,752	Robinson TM	14	112	8.0	24	0
Nov. 26	at San Diego	20-34	L	46,289	Beirne	7	95	13.6	19	1
Dec. 3	at Atlanta	10-20	L	58,850	Dawson	6	78	13.0	20	1
Dec. 10	PITTSBURGH	3-9	L	36,528	Rodgers	6	61	10.2	15	0
Dec. 17	CINCINNATI	17-61	L	32,482	R. Holmes	6	32	5.3	13	0

	TITANS	OPP
Total First Downs	183	263
Rushing	80	147
Passing	88	100
Penalty	15	16
3rd Down: Made/Att	49/184	75/185
3rd Down Pct.	26.6	40.5
4th Down: Made/Att	1/4	--
4th Down Pct.	25.0	--
Possession Avg.	42:51	17:09
Total Net Yards	3191	4734
Avg. Per Game	227.9	338.1
Total Plays	817	894
Avg. Per Play	3.9	5.3
Net Yards Rushing	1518	2591
Avg. Per Game	108.4	185.1
Total Rushes	397	546
Net Yards Passing	1673	2143
Avg. Per Game	119.5	153.1
Sacked/Yards Lost	45/372	24/172
Gross Yards	2045	2315
Att./Comp.	375/181	324/174
Completion Pct.	48.3	53.7
Had Intercepted	23	6
Punts/Average	85/41.0	61/42.1
Net Punting Avg.	85/36.6	61/36.8
Penalties/Yards	66/581	79/741
Fumbles/Ball Lost	30/10	29/18
Touchdowns	18	40
Rushing	7	23
Passing	10	12
Returns	1	5

BY PERIODS	1	2	3	4	OT	PTS
Oilers	17	47	46	54	0	164
Opponents	81	99	73	127	0	380

SCORING	TD	RU	PA	RT	PAT	FG	S	TP
S. Butler	0	0	0	0	15/16	12/19	0	51
Burrough	4	0	4	0			0	24
Robinson LG	3	3	0	0			0	18
Robinson TM	3	3	0	0			0	18
Joiner TM	2	0	2	0			0	12
Pastorini	2	2	0	0			0	12
Rodgers	2	2	0	0			0	12
Willis LG	2	0	2	0			0	12
Willis TM	2	0	2	0			0	12
Beirne	1	0	1	0			0	6
Dawson	1	0	1	0			0	6
Walsh TM	1	0	0	1			0	6
Moseley	0	0	0	0	2/2	1/2	0	5
Oilers	18	7	10	1	17/18	13/21	0	164
Opponents	40	23	12	5	39/40	33/40	1	380

RUSHING	No	Yds	Avg	Lg	TD
Willis LG	134	461	3.4	43	0
Willis TM	92	334	3.6	43	0
Robinson LG	107	449	4.2	30t	3
Robinson TM	86	355	4.1	30t	3
Pastorini	38	205	5.4	17	2
Rodgers	71	204	2.9	14	2
Granger	42	175	4.2	14	0
R. Holmes	43	172	4.0	18	0
Walsh TM	8	36	4.5	14	0
A. Johnson	11	13	1.2	7	0
Joiner TM	2	12	6.0	9	0
Baker	1	9	9.0	9	0
Nix	3	3	1.0	5	0
Oilers	397	1518	3.8	43	7
Opponents	546	2591	4.7	66t	23

PASSING	Att	Cmp	Pct	Yards	Yds/Att	TD	Int	Lg	Sk/Yds	Rating
Pastorini	299	144	48.2	1711	5.72	7	12	82t	37/310	57.1
Nix	63	33	52.4	287	4.56	3	6	19	6/45	41.0
Baker	10	4	40.0	47	4.70	0	4	18	2/17	15.4
Willis LG	4	1	25.0	16	4.00	0	1	16	0/0	4.2
Willis TM	3	0	0.0	0	0.00	0	1	0	0/0	0.0
Oilers	375	181	48.3	2045	5.45	10	23	82t	45/372	48.4
Opponents	324	174	53.7	2315	7.15	12	6	68t	24/172	81.2

USUAL STARTING LINEUP

OFFENSE

WR	Charlie Joiner (18)
	Dave Smith (87)
LT	Tom Funchess (66)
LG	Tom Regner (60)
C	Calvin Hunt (51)
RG	Ron Saul (64)
RT	Levert Carr (63)
TE	Alvin Reed (89)
WR	Ken Burrough (00)
QB	Dan Pastorini (7)
RB	Paul Robinson (18)
FB	Fred Willis (44)
	Hoyle Granger (30)

DEFENSE

LE	Pat Holmes (79)
LT	Mike Tilleman (78)
RT	Leo Brooks (73)
RE	Elvin Bethea (65)
LLB	Floyd Rice (85)
MLB	Ron Pritchard (58)
	Garland Boyette (52)
RLB	Phil Croyle (59)
	George Webster (90)
LCB	Willie Alexander (19)
RCB	Benny Johnson (33)
SS	Ken Houston (29)
FS	John Charles (25)

SPECIALISTS

K	Skip Butler (2)
P	Dan Pastorini (7)

Pro Bowl

GM: John Breen; **Head Coach:** Bill Peterson
Asst. Coaches: Don Breaux (off. backs), Dan Henning (QB/
WR), King Hill (special assignments), Joe Madro (OL), Lar-
ry Peccatiello (LB), Jackie Simpson (DB), Jerry Smith (DL)

AMERICAN FOOTBALL CONFERENCE STANDINGS

AFC EAST	W	L	T	Pct
Miami	14	0	0	1.000
N.Y. Jets	7	7	0	.500
Baltimore	5	9	0	.357
Buffalo	4	9	1	.321
New England	3	11	0	.214
AFC CENTRAL	W	L	T	Pct
Pittsburgh	11	3	0	.786
* Cleveland	10	4	0	.714
Cincinnati	8	6	0	.571
Houston	1	13	0	.071
AFC WEST	W	L	T	Pct
Oakland	10	3	1	.750
Kansas City	8	6	0	.571
Denver	5	9	0	.357
San Diego	4	9	1	.321

NATIONAL FOOTBALL CONFERENCE STANDINGS

NFC EAST	W	L	T	Pct
Washington	11	3	0	.786
* Dallas	10	4	0	.714
N.Y. Giants	8	6	0	.571
St. Louis	4	9	1	.321
Philadelphia	2	11	1	.179
NFC CENTRAL	W	L	T	Pct
Green Bay	10	4	0	.714
Detroit	8	5	1	.607
Minnesota	7	7	0	.500
Chicago	4	9	1	.321
NFC WEST	W	L	T	Pct
San Francisco	8	5	1	.607
Atlanta	7	7	0	.500
Los Angeles	6	7	1	.464
New Orleans	2	11	1	.179

* Wild Card for Playoffs

1971 SEASON (4-9-1 REGULAR SEASON) • 3RD PLACE AFC CENTRAL

DATE	OPPONENT	SCORE	W/L	ATT
Sep. 19	at Cleveland	0-31	L	73,387
Sep. 26	KANSAS CITY	16-20	L	46,498
Oct. 3	NEW ORLEANS	13-13	T	47,966
Oct. 10	at Washington	13-22	L	55,041
Oct. 17	DETROIT	7-31	L	45,885
Oct. 24	at Pittsburgh	16-23	L	45,872
Oct. 31	CINCINNATI	10-6	W	37,947
Nov. 7	at New England	20-28	L	53,155
Nov. 14	at Oakland	21-41	L	54,705
Nov. 21	at Cincinnati	13-28	L	59,390
Nov. 28	CLEVELAND	24-37	L	37,921
Dec. 5	PITTSBURGH	29-3	W	37,778
Dec. 12	at Buffalo	20-14	W	28,107
Dec. 19	SAN DIEGO	49-33	W	35,959

	TITANS	OPP
Total First Downs	201	237
Rushing	62	117
Passing	117	97
Penalty	22	23
3rd Down: Made/Att	52/177	65/194
3rd Down Pct.	29.4	33.5
4th Down: Made/Att	2/4	2/4
4th Down Pct.	50.0	50.0
Possession Avg.	30:00	30:00
Total Net Yards	3515	3795
Avg. Per Game	251.1	271.1
Total Plays	815	880
Avg. Per Play	4.3	4.3
Net Yards Rushing	1106	1723
Avg. Per Game	79.0	123.1
Total Rushes	361	489
Net Yards Passing	2409	2072
Avg. Per Game	172.1	148.0
Sacked/Yards Lost	31/234	37/344
Gross Yards	2643	2416
Att./Comp.	423/194	354/180
Completion Pct.	45.9	50.8
Had Intercepted	37	23
Punts/Average	75/40.6	76/42.2
Net Punting Avg.	75/34.9	76/37.0
Penalties/Yards	91/856	75/916
Fumbles/Ball Lost	24/14	31/14
Touchdowns	29	37
Rushing	10	22
Passing	12	11
Returns	7	4

BY PERIODS	1	2	3	4	OT	PTS
Oilers	29	72	64	86	0	251
Opponents	78	110	44	98	0	330

SCORING	TD	RU	PA	RT	PAT	FG	S	TP
Moseley	0	0	0	0	25/27	16/26	0	73
Joiner	7	0	7	0			0	42
Houston	5	0	0	5			0	30
R. Holmes TM	4	4	0	0			0	24
Pastorini	3	3	0	0			0	18
Dawkins TM	2	2	0	0			0	12
Atkins	1	0	0	1			0	6
Beirne	1	0	1	0			0	6
Boyette	1	0	0	1			0	6
Burrough	1	0	1	0			0	6
Campbell	1	1	0	0			0	6
Post LG	1	0	1	0			0	6
Reed	1	0	1	0			0	6
Sledge	1	0	1	0			0	6
Walsh	1	0	1	0			0	6
Beck	0	0	0	0	1/2	1/2	0	4
Oilers	29	10	12	7	26/29	17/28	0	251
Opponents	37	22	11	4	36/37	24/35	0	330

RUSHING	No	Yds	Avg	Lg	TD
R. Holmes LG	112	323	2.9	31	4
R. Holmes TM	91	288	3.2	31	4
Campbell	96	259	2.7	18	1
Pastorini	26	140	5.4	27	3
Dawkins TM	42	135	3.2	21	2
Walsh	38	129	3.4	19	0
Post LG	40	86	2.2	16	0
Post TM	22	42	1.9	10	0
Sledge	24	74	3.1	19	0
Richardson	17	33	1.9	13	0
Dickey	1	4	4.0	4	0
Hopkins	2	2	1.0	2	0
C. Johnson	2	0	0.0	0	0
Oilers	361	1106	3.1	31	10
Opponents	489	1723	3.5	30t	22

PASSING	Att	C/p	Pct	Yards	Yds/Att	TD	Int	Lg	Sk/Yds	Rating
Pastorini	270	127	47.0	1702	6.30	7	21	62t	20/152	43.8
C. Johnson	94	46	48.9	592	6.30	3	7	70t	8/61	48.7
Dickey	57	19	33.3	315	5.53	0	9	42	3/21	13.3
Campbell	2	2	100.0	34	17.00	2	0	20t	0/0	158.3
Oilers	423	194	45.9	2643	6.25	12	37	70t	31/234	39.3
Opponents	354	180	50.8	2416	6.82	11	23	64	37/344	56.2

RECEIVING	No	Yds	Avg	Lg	TD
Beirne	38	550	14.5	40	1
Joiner	31	681	22.0	70t	7
Reed	25	408	16.3	36	1
Burrough	25	370	14.8	62t	1
Campbell	20	179	9.0	24	0
R. Holmes LG	19	154	8.1	22	0
R. Holmes TM	17	138	8.1	22	0
Post LG	9	112	12.4	28	1
Post TM	5	66	13.2	28	0
Dawkins TM	9	53	5.9	13	0
Frazier TM	8	113	14.1	33	0
Walsh	6	36	6.0	16	1
Sledge	6	32	5.3	10	1
Richardson	4	17	4.3	9	0
Oilers	194	2643	13.6	70t	12
Opponents	180	2416	13.4	64	13

INTERCEPTIONS	No	Yds	Avg	Lg	TD
Houston	9	220	24.4	48t	4
Charles	5	94	18.8	51	0
Alexander	4	74	18.5	36	0
Moore	3	29	9.7	26	0
Atkins	1	25	25.0	25t	1
Brooks	1	14	14.0	14	0
Oilers	23	456	19.8	51	5
Opponents	37	505	13.6	59t	0

PUNTING	No	Yds	Avg	Net	TB	In	Lg	B
Pastorini	75	3044	40.6	34.9	6	0	62	0
Oilers	75	3044	40.6	34.9	6	0	62	0
Opponents	76	3210	42.2	37.0	10	0	63	0

PUNT RETURNS	No	FC	Yds	Avg	Lg	TD
Houston	16	4	91	5.7	15	0
Cole	14	15	107	7.6	31	0
Rice	2	0	0	0.0	0	0
Moore	0	1	0	--	--	0
Richardson	0	1	0	--	--	0
Oilers	32	21	198	6.2	31	0
Opponents	39	12	304	7.8	34	0

KICKOFF RETURNS	No	Yds	Avg	Lg	TD
Cole	32	834	26.1	45	0
R. Holmes LG	12	300	25.0	41	0
R. Holmes TM	5	129	25.8	29	0
Moore	10	214	21.4	28	0
Burrough	8	157	19.6	30	0
Post LG	5	116	23.2	37	0
Bergey LG	1	15	15.0	15	0
Joiner	1	25	25.0	25	0
Rice	1	0	0.0	0	0
Richardson	1	26	26.0	26	0
Walsh	1	24	24.0	24	0
Oilers	59	1409	23.9	45	0
Opponents	41	862	21.0	71	0

FIELD GOALS	1-19	20-29	30-39	40-49	50+
Moseley	0/0	8/9	2/4	6/10	0/3/0
Beck	1/1	0/0	0/1	0/0	0/0/0
Oilers	1/1	8/9	2/5	6/10	0/3/0
Opponents	9/9	4/7	6/9	4/8	1/2

Moseley: () () (60N, 22G, 44G) (54N, 42G, 25G) (27N) (47B, 44N, 47G, 42N) (37N, 25G, 41G) () (37G, 26G) (27G) (44N, 48N, 25G, 37G, 25G) (38N, 52N, 44G, 44G) ()
Beck: (37N) (15G) () () () () () () () () () ()
Opponents: (49N, 44N, 24G) (52N, 43G, 11G) (14G, 37G) (33N, 47N, 15G, 36G, 13G, 17G, 39G) (27N, 13G) (28G, 22G, 12G) (27N, 32N, 46G, 45G) (25N) (37N, 10G, 33G) () (40G, 35G, 39G) (15G) () (42B, 50G, 20G)

SACKS
records not available
Oilers 37.0, Opponents 31.0

TACKLES (Solo-Assists-Total)
records not available

USUAL STARTING LINEUP

OFFENSE

WR	Jim Beirne (81)
LT	Gene Ferguson (74)
LG	Bob Young (56)
C	Walt Suggs (76)
	Jerry Sturm (62)
RG	Elbert Drungo (75)
RT	Sam Walton (77)
TE	Alvin Reed (89)
	Willie Frazier (83)
WR	Charlie Joiner (18)
QB	Dan Pastorini (7)
	Charley Johnson (12)
RB	Woody Campbell (35)
FB	Robert Holmes (39)
	Joe Dawkins (34)

DEFENSE

LE	Pat Holmes (79)
LT	Mike Tilleman (78)
RT	Ron Billingsley (82)
RE	Elvin Bethea (65)
LLB	George Webster (90)
MLB	Garland Boyette (52)
RLB	Ron Pritchard (58)
LCB	Zeke Moore (22)
RCB	Willie Alexander (19)
	Benny Johnson (33)
SS	Ken Houston (29)
FS	John Charles (25)

SPECIALISTS

K	Mark Moseley (11)
P	Dan Pastorini (7)

Pro Bowl

GM: John Breen; **Head Coach:** Ed Hughes
Asst. Coaches: George Dickson (LB/ST), Burnie Miller (DB), Fran Polsfoot (WR), Walt Schlinkman (off. backs), Walt Yowarsky (DL), Ernie Zwahlen (OL)

AMERICAN FOOTBALL CONFERENCE STANDINGS

AFC EAST	W	L	T	Pct
Miami	10	3	1	.769
* Baltimore	10	4	0	.714
New England	6	8	0	.429
N.Y. Jets	6	8	0	.429
Buffalo	1	13	0	.071
AFC CENTRAL	W	L	T	Pct
Cleveland	9	5	0	.643
Pittsburgh	6	8	0	.429
Houston	4	9	1	.308
Cincinnati	4	10	0	.286
AFC WEST	W	L	T	Pct
Kansas City	10	3	1	.769
Oakland	8	4	2	.667
San Diego	6	8	0	.429
Denver	4	9	1	.308

NATIONAL FOOTBALL CONFERENCE STANDINGS

	W	L	T	Pct
NFC EAST				
Dallas	11	3	0	.786
* Washington	9	4	1	.692
Philadelphia	6	7	1	.462
St. Louis	4	9	1	.308
N.Y. Giants	4	10	0	.286
NFC CENTRAL				
Minnesota	11	3	0	.786
Detroit	7	6	1	.538
Chicago	6	8	0	.429
Green Bay	4	8	2	.333
NFC WEST				
San Francisco	9	5	0	.643
Los Angeles	8	5	1	.615
Atlanta	7	6	1	.538
New Orleans	4	8	2	.333

* Wild Card for Playoffs

1970 SEASON (3-10-1 REGULAR SEASON) • 4TH PLACE AFC CENTRAL

DATE	OPPONENT	SCORE	W/L	ATT
Sep. 20	at Pittsburgh	19-7	W	45,538
Sep. 27	MIAMI	10-20	L	39,840
Oct. 4	at Cincinnati	20-13	W	55,094
Oct. 11	BALTIMORE	20-24	L	48,050
Oct. 18	PITTSBURGH	3-7	L	42,799
Oct. 25	at San Diego	31-31	T	41,427
Nov. 1	at St. Louis	0-44	L	47,911
Nov. 8	at Kansas City	9-24	L	49,810
Nov. 15	SAN FRANCISCO	20-30	L	43,040
Nov. 22	at Cleveland	14-28	L	74,723
Nov. 29	DENVER	31-21	W	35,733
Dec. 7	CLEVELAND	10-21	L	50,582
Dec. 13	CINCINNATI	20-30	L	34,435
Dec. 20	at Dallas	10-52	L	50,504

	TITANS	OPP
Total First Downs	232	227
Rushing	88	85
Passing	126	115
Penalty	18	27
3rd Down: Made/Att	91/225	78/200
3rd Down Pct.	40.4	39.0
4th Down: Made/Att	2/6	2/3
4th Down Pct.	33.3	66.7
Possession Avg.	38:34	17:09
Total Net Yards	4062	4398
Avg. Per Game	290.1	314.1
Total Plays	922	840
Avg. Per Play	4.4	5.2
Net Yards Rushing	1556	1793
Avg. Per Game	111.1	128.1
Total Rushes	419	466
Net Yards Passing	2506	2605
Avg. Per Game	179.0	186.1
Sacked/Yards Lost	33/262	30/246
Gross Yards	2768	2851
Att./Comp.	470/238	344/164
Completion Pct.	50.6	47.7
Had Intercepted	23	18
Punts/Average	84/42.4	77/44.4
Net Punting Avg.	84/35.7	77/39.5
Penalties/Yards	78/833	76/833
Fumbles/Ball Lost	26/15	22/8
Touchdowns	23	44
Rushing	10	16
Passing	12	25
Returns	1	3

BY PERIODS	1	2	3	4	OT	PTS
Oilers	49	57	50	61	0	217
Opponents	51	92	89	120	0	352

SCORING	TD	RU	PA	RT	PAT	FG	S	TP
Gerela	0	0	0	0	23/23	18/32	0	77
LeVias	5	0	5	0			0	30
Hopkins	3	3	0	0			0	18
Joiner	3	0	3	0			0	18
Richardson	3	2	1	0			0	18
Dawkins	2	2	0	0			0	12
Reed	2	0	2	0			0	12
Beirne	1	0	1	0			0	6
Campbell	1	1	0	0			0	6
Granger	1	1	0	0			0	6
Peacock	1	0	0	1			0	6
Rhyme	1	1	0	0			0	6
Pritchard	0	0	0	0			1	2
Oilers	23	10	12	1	23/23	18/32	1	217
Opponents	44	16	25	3	44/44	14/30	1	352

RUSHING	No	Yds	Avg	Lg	TD
Dawkins	124	517	4.2	49	2
Richardson	103	368	3.6	34	2
Hopkins	57	207	3.6	12	3
Campbell	59	189	3.2	28	1
Granger	51	169	3.3	15	1
Rhyme	9	54	6.0	11	1
LeVias	7	37	5.3	24	0
Naponic	3	12	4.0	11	0
C. Johnson	5	3	0.6	9	0
Smiley	1	0	0.0	0	0
Oilers	419	1556	3.7	49	10
Opponents	466	1793	3.8	35	16

PASSING	Att	Cmp	Pct	Yards	Yds/Att	TD	Int	Lg	Sk/Yds	Rating
C. Johnson	281	144	51.2	1652	5.88	7	12	63t	15/124	59.8
Rhyme	168	88	52.4	1031	6.14	5	8	87t	10/85	61.4
Naponic	20	6	30.0	85	4.25	0	2	21	8/53	5.2
LeVias	1	0	0.0	0	0.00	0	1	0	0/0	0.0
Oilers	470	238	50.6	2768	5.89	12	23	87t	33/262	56.9
Opponents	344	164	47.7	2851	8.29	25	18	80t	30/246	78.8

RECEIVING	No	Yds	Avg	Lg	TD
Reed	47	604	12.9	34	2
LeVias	41	529	12.9	63t	5
Richardson	34	381	11.2	67	1
Joiner	28	416	14.9	87t	3
Haik	17	190	11.2	35	0
Beirne	16	216	13.5	25	1
Dawkins	15	94	6.3	17	0
Campbell	15	78	5.2	10	0
Hopkins	14	142	10.1	43	0
Granger	11	118	10.7	22	0
Oilers	238	2768	11.6	87t	12
Opponents	164	2851	17.4	80t	25

INTERCEPTIONS	No	Yds	Avg	Lg	TD
Moore	6	85	14.2	32	0
Houston	3	32	10.7	9	0
Peacock	3	24	8.0	12	0
Mitchell	2	35	17.5	35	0
Pritchard	2	28	14.0	17	0
Boyette	1	18	18.0	18	0
Atkins	1	7	7.0	7	0
Domres	0	13	--	13	0
Oilers	18	242	13.4	35	0
Opponents	23	334	14.5	45t	2

PUNTING	No	Yds	Avg	Net	TB	In	Lg	B
Jones	84	3559	42.4	35.7	6	0	73	1
Oilers	84	3559	42.4	35.7	6	0	73	1
Opponents	77	3419	44.4	39.5	6	0	71	0

PUNT RETURNS	No	FC	Yds	Avg	Lg	TD
LeVias	25	8	213	8.5	33	0
Richardson	10	7	30	3.0	11	0
Houston	4	1	13	3.3	6	0
Beirne	1	0	1	1.0	1	0
Dawkins	1	0	0	0.0	0	0
Oilers	41	16	257	6.3	33	0
Opponents	52	16	441	8.5	38	0

KICKOFF RETURNS	No	Yds	Avg	Lg	TD
LeVias	26	598	23.0	37	0
B. Johnson	15	320	21.3	40	0
Moore	7	190	27.1	45	0
Davis	2	0	0.0	0	0
Drungo	1	25	25.0	25	0
Granger	1	0	0.0	0	0
Hopkins	1	20	20.0	20	0
Lewis	1	15	15.0	15	0
Reed	1	0	0.0	0	0
Oilers	55	1168	21.2	45	0
Opponents	32	741	23.2	35	0

FIELD GOALS	1-19	20-29	30-39	40-49	50+
Gerela	5/5	4/5	6/8	3/14	0/0
Oilers	5/5	4/5	6/8	3/14	0/0
Opponents	1/1	2/6	7/9	3/10	1/4

Gerela: (46N, 8G) (10G) (28G, 37G) (42N, 40B, 48N, 27G, 9G) (40N, 34G) (46N, 48B, 49N, 48N, 18G) (32N) (27N, 38G, 18G, 48G) (26G, 26G) () (41N, 33G) (43G) (47N, 37B, 46G, 31G) (37G)
Opponents: (27N) (40N, 31G, 42G) (23B, 51G, 36G) (34N, 45N, 43G) (57N) (45G) (46N, 48N, 32G, 14G, 38G) (44N, 42B, 39G) (52B, 52N) (33B, 24N) (23N) (44N) (25G, 25G, 30G) (35G)

SACKS
records not available
Oilers 30.0, Opponents 33.0

TACKLES (Solo-Assists-Total)
records not available

USUAL STARTING LINEUP

OFFENSE

WR Charlie Joiner (18)
Jim Beirne (81)
LT Walt Suggs (76)
LG Ken Gray (62)
C Bobby Maples (50)
RG Elbert Drungo (75)
RT Glen Ray Hines (78)
TE Alvin Reed (89)
WR Jerry LeVias (23)
QB Charley Johnson (12)
Jerry Rhyme (17)
RB Mike Richardson (24)
Woody Campbell (35)
FB Joe Dawkins (34)
Hoyle Granger (32)

DEFENSE

LE Pat Holmes (79)
LT Willie Parker (74)
RT Tom Domres (71)
RE Elvin Bethea (65)
LLB Olen Underwood (56)
George Webster (90)
MLB Garland Boyette (52)
RLB Ron Pritchard (58)
LCB Leroy Mitchell (41)
RCB Zeke Moore (22)
SS Ken Houston (29)
FS Johnny Peacock (44)

SPECIALISTS

K Roy Gerela (3)
P Spike Jones (11)

Pro Bowl

GM: (none); Head Coach: Wally Lemm
Asst. Coaches: Joe Childress (off. backs), Hugh Devore (LB), F.A. Dry (OL), Bud McFadin (DL), Fran Poltfoot (WR), Walt Schlinkman (DB)

AMERICAN FOOTBALL CONFERENCE STANDINGS

AFC EAST	W	L	T	Pct
Baltimore	11	2	1	.846
* Miami	10	4	0	.714
N.Y. Jets	4	10	0	.286
Buffalo	3	10	1	.231
Boston Patriots	2	12	0	.143
AFC CENTRAL	W	L	T	Pct
Cincinnati	8	6	0	.571
Cleveland	7	7	0	.500
Pittsburgh	5	9	0	.357
Houston	3	10	1	.231
AFC WEST	W	L	T	Pct
Oakland	8	4	2	.667
Kansas City	7	5	2	.583
San Diego	5	6	3	.455
Denver	5	8	1	.385

NATIONAL FOOTBALL CONFERENCE STANDINGS

NFC EAST	W	L	T	Pct
Dallas	10	4	0	.714
N.Y. Giants	9	5	0	.643
St. Louis	8	5	1	.615
Washington	6	8	0	.429
Philadelphia	3	10	1	.231
NFC CENTRAL	W	L	T	Pct
Minnesota	12	2	0	.857
* Detroit	10	4	0	.714
Chicago	6	8	0	.429
Green Bay	6	8	0	.429
NFC WEST	W	L	T	Pct
San Francisco	10	3	1	.769
Los Angeles	9	4	1	.692
Atlanta	4	8	2	.333
New Orleans	2	11	1	.154

* Wild Card for Playoffs



1969 SEASON (6-6-2 REGULAR SEASON) • 2ND PLACE AFL EAST

DATE	OPPONENT	SCORE	W/L	ATT
Sep. 14	at Oakland	17-21	L	49,361
Sep. 21	at Buffalo	17-3	W	40,146
Sep. 28	MIAMI	22-10	W	41,086
Oct. 5	BUFFALO	28-14	W	46,485
Oct. 12	at Kansas City	0-24	L	45,805
Oct. 19	at New York	17-26	L	63,841
Oct. 26	DENVER	24-21	W	45,348
Nov. 2	at Boston	0-24	L	19,006
Nov. 9	CINCINNATI	31-31	T	45,298
Nov. 16	at Denver	20-20	T	45,002
Nov. 23	at Miami	32-7	W	27,218
Nov. 27	SAN DIEGO	17-21	L	40,065
Dec. 6	NEW YORK	26-34	L	51,923
Dec. 14	BOSTON	27-23	W	39,215
Dec. 21	at Oakland	7-56	L	53,539

	TITANS	OPP
Total First Downs	256	183
Rushing	95	77
Passing	146	93
Penalty	15	13
3rd Down: Made/Att	--	--
4th Down: Made/Att	--	--
Possession Avg.	25:43	34:17
Total Net Yards	4531	3773
Avg. Per Game	323.6	269.5
Total Plays	965	833
Avg. Per Play	4.7	4.5
Net Yards Rushing	1706	1556
Avg. Per Game	121.9	111.1
Total Rushes	440	430
Net Yards Passing	2825	2217
Avg. Per Game	201.8	158.4
Sacked/Yards Lost	36/322	32/278
Gross Yards	3147	2495
Att./Comp.	489/239	371/167
Completion Pct.	48.9	45.0
Had Intercepted	31	23
Punts/Average	70/38.9	85/43.1
Net Punting Avg.	70/35.8	85/36.8
Penalties/Yards	70/730	61/592
Fumbles/Ball Lost	24/17	27/17
Touchdowns	31	33
Rushing	12	10
Passing	15	18
Returns	4	5

BY PERIODS	1	2	3	4	OT	PTS
Oilers	28	84	58	108	0	278
Opponents	92	82	51	54	0	279

SCORING	TD	RU	PA	RT	PAT	FG	S	TP
Gerela	0	0	0	0	29/29	19/40	0	86
Hopkins	5	4	1	0	0	0	0	30
LeVias	5	0	5	0	0	0	0	30
Beirne	4	0	4	0	0	0	0	26
Granger	4	3	1	0	0	0	0	24
Beathard	2	2	0	0	0	0	0	12
Reed	2	0	2	0	0	0	0	12
Trull	2	2	0	0	0	0	0	12
Campbell	1	1	0	0	0	0	0	6
Domres	1	0	0	1	0	0	0	6
Haik	1	0	1	0	0	0	0	6
Houston	1	0	0	1	0	0	0	6
Johnson	1	0	1	0	0	0	0	6
Moore	1	0	0	1	0	0	0	6
Peacock	1	0	0	1	0	0	0	6
Bethea	0	0	0	0	0	1	2	0
Richardson	0	0	0	0	0	0	2	0
Oilers	31	12	15	0	29/29	19/40	1	278
Opponents	33	10	18	5	33/33	16/30	0	279

2-Pt Conversions: Beirne, Richardson Oilers 2-2, Opponents 0-0

RUSHING	No	Yds	Avg	Lg	TD
Granger	186	740	4.0	23	3
Hopkins	131	473	3.6	43t	4
Burrell	41	147	3.6	19	0

PASSING	Att	Cmp	Pct	Yards	Yds/Att	TD	Int	Lg	Sk/Yds	Rating
Beathard	370	180	48.6	2455	6.64	10	21	86t	22/205	55.6
Trull	75	34	45.3	469	6.25	3	6	57	11/85	45.9
Davis	42	25	59.5	223	5.31	2	4	22	3/32	50.1
LeVias	2	0	0.0	0	0.00	0	0	0	0/0	39.6
Oilers	489	239	48.9	3147	6.44	15	31	86t	36/322	53.4
Opponents	371	167	45.0	2495	6.73	18	23	79t	32/278	58.0

Campbell	28	98	3.5	10	1
Beathard	19	89	4.7	16	2
Richardson	5	51	10.2	28	0
Johnson	11	42	3.8	9	0
Trull	8	25	3.1	7	2
Haik	2	21	10.5	11	0
LeVias	6	18	3.0	10	0
Davis	3	2	0.7	4	0
Oilers	440	1706	3.9	43t	12
Opponents	430	1556	3.6	56	10

RECEIVING	No	Yds	Avg	Lg	TD
Reed	51	664	13.0	43t	2
LeVias	42	696	16.6	86t	5
Beirne	42	540	12.9	37t	4
Hopkins	29	338	11.7	56	1
Haik	27	375	13.9	42	1
Granger	27	330	12.2	53	1
Campbell	7	82	11.7	37	0
Joiner	7	77	11.0	16	0
Burrell	5	28	5.6	8	0
Johnson	2	17	8.5	16	1
Oilers	239	3147	13.2	86t	15
Opponents	167	2495	14.9	79t	18

INTERCEPTIONS	No	Yds	Avg	Lg	TD
Farr	6	48	8.0	35	0
Houston	4	87	21.8	51t	1
Moore	4	71	17.8	51t	1
Hicks	4	36	9.0	20	0
Peacock	2	56	28.0	39	0
Webster	2	35	17.5	26	0
Underwood	1	2	2.0	2	0
Oilers	23	335	14.6	51t	2
Opponents	31	441	14.2	57t	3

PUNTING	No	Yds	Avg	Net	TB	In	Lg	B
Gerela	41	1656	40.4	37.0	0	0	70	0
Burrell	29	1066	36.8	34.1	1	0	56	0
Oilers	70	2722	38.9	35.8	1	0	70	0
Opponents	85	3660	43.1	36.8	7	0	78	0

PUNT RETURNS	No	FC	Yds	Avg	Lg	TD
LeVias	35	11	292	8.3	46	0
Richardson	7	7	93	13.3	27	0
Burrell	1	0	6	6.0	6	0
Oilers	43	18	391	9.1	46	0
Opponents	37	14	196	5.3	34	0

KICKOFF RETURNS	No	Yds	Avg	Lg	TD
LeVias	38	940	24.7	87	0
Burrell	5	101	20.2	32	0
Joiner	3	73	24.3	28	0
Reed	3	0	0.0	0	0
Houston	0	27	--	27	0
Oilers	49	1141	23.3	87	0
Opponents	38	792	20.8	51	0

FIELD GOALS	1-19	20-29	30-39	40-49	50+
Gerela	9/9	5/6	3/12	1/8	1/5
Oilers	9/9	5/6	3/12	1/8	1/5
Opponents	8/9	3/7	3/5	2/9	0/0

Gerela: (59N, 51N, 28G) (23N, 21G) (38G, 17G, 17G, 31G, 30G) (45N, 42N, 54N, 39N) (35N, 41N) (35N, 12G) (44N, 39N, 22G) (35N) (37B, 30B, 60N, 50G) (38N, 47N, 46N, 18G, 19G) (21G, 10G, 18G) (42G) (24G) (48N, 30N, 13G, 19G)
Opponents: (47N, 37N, 27N) (14G) (42B, 17G) (44N) (22N, 30G) (45N, 17G, 48G, 45G, 21G) (40N, 21N) (30N, 41N, 30G) (18G) (47N, 27G, 9G) () (25B) (10N, 10G, 38G) (10G, 19G, 27G)

SACKS
 records not available
Oilers 32.0, Opponents 36.0

TACKLES (Solo-Assists-Total)
 records not available

USUAL STARTING LINEUP

OFFENSE

WR	Jim Beirne (81)
LT	Walt Suggs (76)
LG	Tom Regner (60)
C	Bobby Maples (50)
RG	Sonny Bishop (66)
RT	Glen Ray Hines (78)
TE	Alvin Reed (89)
WR	Mac Haik (86)
	Jerry LeVias (23)
QB	Pete Beathard (11)
RB	Roy Hopkins (36)
FB	Hoyle Granger (32)

DEFENSE

LE	Pat Holmes (79)
LT	Carel Stith (70)
RT	Tom Domres (71)
RE	Elvin Bethea (65)
LLB	George Webster (90)
MLB	Garland Boyette (52)
RLB	Olen Underwood (56)
LCB	Miller Farr (20)
RCB	Zeke Moore (22)
SS	Ken Houston (29)
FS	W.K. Hicks (33)
	Johnny Peacock (44)

SPECIALISTS

K	Roy Gerela (3)
P	Roy Gerela (3)
	Ode Burrell (25)

AFL All-Star Game

All-AFL

GM: Don Klosterman; **Head Coach:** Wally Lemm
Asst. Coaches: Joe Childress (off. backs), Hugh Devore (LB), F.A. Dry (OL), Bud McFadin (DL), Fran Poltfoot (WR), Walt Schlinkman (DB)

AMERICAN FOOTBALL LEAGUE STANDINGS

EASTERN DIVISION	W	L	T	Pct
N.Y. Jets	10	4	0	.714
Houston	6	6	2	.500
Boston Patriots	4	10	0	.286
Buffalo	4	10	0	.286
Miami	3	10	1	.231

WESTERN DIVISION	W	L	T	Pct
Oakland	12	1	1	.923
Kansas City	11	3	0	.786
San Diego	8	6	0	.571
Denver	5	8	1	.385
Cincinnati	4	9	1	.308

DIVISIONAL PLAYOFFS

Kansas City 13, N.Y. JETS 6; OAKLAND 56, Houston 7

AFL CHAMPIONSHIP

Kansas City 17, OAKLAND 7



1968 SEASON (7-7 REGULAR SEASON) • 2ND PLACE AFL EAST

DATE	OPPONENT	SCORE	W/L	ATT
Sep. 9	KANSAS CITY	21-26	L	45,083
Sep. 14	at Miami	24-10	W	40,067
Sep. 21	at San Diego	14-30	L	46,217
Sep. 29	OAKLAND	15-24	L	46,098
Oct. 6	MIAMI	7-24	L	36,109
Oct. 13	at Boston	16-0	W	32,502
Oct. 20	NEW YORK	14-20	L	51,710
Oct. 27	at Buffalo	30-7	W	34,339
Nov. 3	at Cincinnati	27-17	W	24,012
Nov. 10	at New York	7-26	L	60,242
Nov. 17	DENVER	38-17	W	36,075
Nov. 28	at Kansas City	10-24	L	48,493
Dec. 7	BUFFALO	35-6	W	34,110
Dec. 15	BOSTON	45-17	W	34,198

	TITANS	OPP
Total First Downs	240	198
Rushing	99	89
Passing	128	96
Penalty	13	13
3rd Down: Made/Att	--	--
4th Down: Made/Att	--	--
Possession Avg.	34:17	25:43
Total Net Yards	4352	3375
Avg. Per Game	310.9	241.1
Total Plays	905	854
Avg. Per Play	4.8	4.0
Net Yards Rushing	1804	1704
Avg. Per Game	128.9	121.7
Total Rushes	462	462
Net Yards Passing	2548	1671
Avg. Per Game	182.0	119.4
Sacked/Yards Lost	29/316	33/332
Gross Yards	2864	2003
Att./Comp.	414/191	359/158
Completion Pct.	46.1	44.0
Had Intercepted	25	20
Punts/Average	73/41.2	88/44.1
Net Punting Avg.	73/34.1	88/37.9
Penalties/Yards	61/644	54/526
Fumbles/Ball Lost	28/13	17/10
Touchdowns	38	26
Rushing	16	9
Passing	17	13
Returns	5	4

BY PERIODS	1	2	3	4	OT	PTS
Oilers	65	81	55	102	0	303
Opponents	37	75	58	78	0	248

SCORING	TD	RU	PA	RT	PAT	FG	S	TP
Walker	0	0	0		26/26	8/16	0	50
Haik	8	0	8	0			0	48
Granger	7	7	0	0			0	42
Campbell	6	6	0	0			0	36
Reed	5	0	5	0			0	30
Beirne	4	0	4	0			0	24
Wittenborn	0	0	0	0	11/11	4/13	0	23
Beathard	2	2	0	0			0	12
Farr	2	0	0	2			0	12
Houston	2	0	0	2			0	12
Carwell	1	0	0	1			0	6
Davis	1	1	0	0			0	6
Underwood	0	0	0	0			1	2
Oilers	38	16	17	5	37/37	12/29	1	303
Opponents	26	9	13	4	25/25	21/30	1	248

2-Pt Conversions: Oilers 0-1, Opponents 1-1

RUSHING	No	Yds	Avg	Lg	TD
Granger	202	848	4.2	47t	7
Campbell	115	436	3.8	37	6
Blanks	63	169	2.7	10	0
Hopkins	31	104	3.4	18	0
Davis	15	91	6.1	20	1
Beathard	18	79	4.4	20	2
Trull	14	47	3.4	15	0
Norton	1	20	20.0	20	0
Haik	2	7	3.5	5	0
Beirne	1	3	3.0	3	0
Oilers	462	1804	3.9	47t	16
Opponents	462	1704	3.7	38	9

PASSING	Att	Cmp	Pct	Yards	Yds/Att	TD	Int	Lg	Sk/Yds	Rating
Beathard	223	105	47.1	1559	6.99	7	16	66t	14/150	51.0
Trull	105	53	50.5	864	8.23	10	3	60	9/94	98.3
Davis	86	33	38.4	441	5.13	0	6	55	6/72	26.4
Oilers	414	191	46.1	2864	6.92	17	25	66t	29/316	57.9
Opponents	359	158	44.0	2003	5.58	13	20	80t	33/332	50.9

RECEIVING	No	Yds	Avg	Lg	TD
Reed	46	747	16.2	60	5
Haik	32	584	18.3	59t	8
Beirne	31	474	15.3	66t	4
Granger	26	361	13.9	55	0
Campbell	21	234	11.1	39	0
Blanks	13	184	14.2	61	0
Frazier	9	123	13.7	19	0
Taylor	6	90	15.0	35	0
Hopkins	4	40	10.0	26	0
Burrell	2	35	17.5	33	0
Wittenborn	1	-8	-8.0	-8	0
Oilers	191	2864	15.0	66t	17
Opponents	158	2003	12.7	80t	13

INTERCEPTIONS	No	Yds	Avg	Lg	TD
Houston	5	160	32.0	66t	2
Carwell	4	81	20.3	41	1
Farr	3	104	34.7	52t	2
Hicks	3	42	14.0	28	0
Norton	2	0	0.0	0	0
Webster	1	9	9.0	9	0
Boyette	1	0	0.0	0	0
Underwood	1	0	0.0	0	0
Oilers	20	396	19.8	66t	5
Opponents	25	326	13.0	36	2

PUNTING	No	Yds	Avg	Net	TB	In	Lg	B
Norton	73	3008	41.2	34.1	7	0	64	2
Oilers	73	3008	41.2	34.1	7	0	64	2
Opponents	88	3882	44.1	37.9	5	0	70	0

PUNT RETURNS	No	FC	Yds	Avg	Lg	TD
Carwell	27	2	227	8.4	32	0
Blanks	22	6	179	8.1	39	0
Burrell	2	2	26	13.0	15	0
Moore	1	0	11	11.0	11	0
Oilers	52	10	443	8.5	39	0
Opponents	40	7	379	9.5	67t	1

KICKOFF RETURNS	No	Yds	Avg	Lg	TD
Moore	32	787	24.6	45	0
Carwell	15	335	22.3	38	0
Burrell	2	70	35.0	40	0
Robertson	2	9	4.5	9	0
Hopkins	1	21	21.0	21	0
Houston	1	13	13.0	13	0
Oilers	53	1235	23.3	45	0
Opponents	58	1,302	22.4	--	0

FIELD GOALS	1-19	20-29	30-39	40-49	50+
Walker	3/3	2/3	2/3	1/6	0/1
Wittenborn	1/2	1/2	1/3	1/4	0/2
Oilers	4/5	3/5	3/6	2/10	0/3
Opponents	4/5	8/10	7/8	2/6	0/1

Walker: () () () () () (21N) (44B, 42N, 39G, 22G, 19G) (27G, 41G) () (18G) (45N, 39G) (37N, 47N) (54N, 42N, 16G)
Wittenborn: (47N) (52N, 32N, 34G) (36N) (40N) (53N, 22N) (13B, 40B, 44G, 15G, 25G) () () () () () ()
Opponents: (27G, 33G, 26G, 32G) (22G) (35G, 23G, 48G) (34G) (29N, 31G) (49N) (12G) (45N) (16N, 42N, 28G, 20N, 14G, 32G, 28G, 21G) (34N, 12G) (50N, 17G) (40N, 28G, 36G) (42G)

SACKS
records not available
Oilers 33.0, Opponents 29.0

TACKLES (Solo-Assists-Total)
records not available

USUAL STARTING LINEUP

OFFENSE

WR Jim Beirne (81)
LT **Walt Suggs (76)**
LG Tom Regner (60)
C **Bobby Maples (50)**
RG **Sonny Bishop (66)**
RT **Glen Ray Hines (78)**
TE **Alvin Reed (89)**
WR Mac Haik (86)
QB Pete Beathard (11)
Don Trull (10)
RB Sid Blanks (42)
Woody Campbell (35)
FB **Hoyle Granger (32)**

DEFENSE

LE **Pat Holmes (79)**
LT Willie Parker (74)
RT George Rice (72)
RE Elvin Bethea (65)
LLB **George Webster (90)**
MLB **Garland Boyette (52)**
RLB Olen Underwood (56)
LCB **Miller Farr (20)**
RCB Larry Carwell (41)
SS **Ken Houston (29)**
FS W.K. Hicks (33)

SPECIALISTS

K Wayne Walker (15)
John Wittenborn (67)
P Jim Norton (43)

AFL All-Star Game

All-AFL

GM: Don Klosterman; **Head Coach:** Wally Lemm
Asst. Coaches: Joe Childress (off. backs), Hugh Devore (general coaching), F.A. Dry (OL), Bud McFadin (DL), Fran Polsfoot (WR), Walt Schlinkman (DB)

AMERICAN FOOTBALL LEAGUE STANDINGS

EASTERN DIVISION	W	L	T	Pct
N.Y. Jets	11	3	0	.786
Houston	7	7	0	.500
Miami	5	8	1	.385
Boston Patriots	4	10	0	.286
Buffalo	1	12	1	.077

WESTERN DIVISION	W	L	T	Pct
Oakland	12	2	0	.857
Kansas City	12	2	0	.857
San Diego	9	5	0	.643
Denver	5	9	0	.357
Cincinnati	3	11	0	.214

WESTERN DIVISION PLAYOFF

OAKLAND 41, Kansas City 6

AFL CHAMPIONSHIP

N.Y. JETS 27, Oakland 23



1967 SEASON (9-4-1 REGULAR SEASON, 0-1 PLAYOFFS) • 1ST PLACE AFL EAST

DATE	OPPONENT	SCORE	W/L	ATT
Sep. 9	KANSAS CITY	20-25	L	28,003
Sep. 17	at Buffalo	20-3	W	41,384
Sep. 24	at San Diego	3-13	L	36,032
Oct. 1	DENVER	10-6	W	21,798
Oct. 15	at New York	28-28	T	62,729
Oct. 22	at Kansas City	24-19	W	46,365
Oct. 29	BUFFALO	10-3	W	30,060
Nov. 5	at Boston	7-18	L	19,422
Nov. 12	at Denver	20-18	W	30,392
Nov. 26	BOSTON	27-6	W	28,044
Dec. 3	MIAMI	17-14	W	20,979
Dec. 10	OAKLAND	7-19	L	36,375
Dec. 16	SAN DIEGO	24-17	W	19,870
Dec. 23	at Miami	41-10	W	25,982
Dec. 31	at Oakland	7-40	L	53,330

	TITANS	OPP
Total First Downs	207	233
Rushing	111	86
Passing	86	126
Penalty	10	21
3rd Down: Made/Att	--	--
4th Down: Made/Att	--	--
Possession Avg.	34:17	25:43
Total Net Yards	3503	4055
Avg. Per Game	250.2	289.6
Total Plays	828	910
Avg. Per Play	4.2	4.5
Net Yards Rushing	2122	1637
Avg. Per Game	151.6	116.9
Total Rushes	476	424
Net Yards Passing	1381	2418
Avg. Per Game	98.6	172.7
Sacked/Yards Lost	20/151	25/201
Gross Yards	1532	2619
Att./Comp.	332/145	461/228
Completion Pct.	43.1	49.5
Had Intercepted	20	26
Punts/Average	71/42.6	63/41.0
Net Punting Avg.	71/35.5	63/35.0
Penalties/Yards	61/698	59/614
Fumbles/Ball Lost	17/7	29/13
Touchdowns	31	18
Rushing	12	7
Passing	11	10
Returns	8	1

BY PERIODS	1	2	3	4	OT	PTS
Oilers	40	89	65	64	0	258
Opponents	28	56	42	73	0	199

SCORING	TD	RU	PA	RT	PAT	FG	S	TP
Wittenborn	0	0	0	0	30/30	14/28	0	72
Granger	9	6	3	0	0	0	0	54
Campbell	6	4	2	0	0	0	0	36
Farr	3	0	0	3	0	0	0	18
Houston	3	0	0	3	0	0	0	18
Blanks	2	1	1	0	0	0	0	12
Bass	1	0	1	0	0	0	0	6
Beathard TM	1	1	0	0	0	0	0	6
Frazier	1	0	1	0	0	0	0	6
Ledbetter TM	1	0	1	0	0	0	0	6
Moore	1	0	0	1	0	0	0	6
Norton	1	0	0	1	0	0	0	6
Reed	1	0	1	0	0	0	0	6
Taylor	1	0	1	0	0	0	0	6
Oilers	31	12	11	8	30/30	14/28	0	258
Opponents	18	7	10	1	14/14	23/42	1	199

2-Pt Conversions: Oilers 0-1, Opponents 3-4

RUSHING	No	Yds	Avg	Lg	TD
Granger	236	1194	5.1	67	6
Campbell	110	511	4.6	42	4
Blanks	66	206	3.1	16	1
Beathard LG	32	133	4.2	23	1
Beathard TM	32	133	4.2	23	1
Hopkins	13	42	3.2	19	0
Davis	5	23	4.6	10	0
Elkins	2	19	9.5	14	0
Lee TM	5	0	0.0	7	0
Burrell	3	-3	-1.0	2	0
Trull TM	3	-5	-1.7	7	0
Norton	1	-7	-7.0	-7	0
Oilers	476	2122	4.5	67	12
Opponents	424	1637	3.9	35	7

PASSING	Att	Cmp	Pct	Yards	Yds/Att	TD	Int	Lg	Sk/Yds	Rating
Beathard LG	231	94	40.7	1114	4.82	9	14	43t	15/125	43.8
Beathard TM	229	94	41.0	1114	4.86	9	14	43t	14/111	44.2
Lee TM	72	36	50.0	309	4.29	2	4	53	2/12	47.7
Davis	19	9	47.4	71	3.74	0	2	17	2/10	17.5
Trull TM	11	4	36.4	38	3.45	0	0	16	2/18	46.8
Campbell	1	0	0.0	0	0.00	0	0	0	0/0	39.6
Oilers	332	143	43.1	1532	4.61	11	20	53	20/151	43.1
Opponents	461	228	49.5	2619	5.68	10	26	44t	25/201	50.7

RECEIVING	No	Yds	Avg	Lg	TD
Granger	31	300	9.7	43t	3
Frazier	23	253	11.0	53	1
Taylor	18	233	12.9	23	1
Campbell	17	136	8.0	32	2
Burrell	12	193	16.1	39	0
Reed	11	144	13.1	20	1
Blanks	11	93	8.5	39t	1
Bass	5	42	8.4	15	1
Poole	4	55	13.8	18	0
Ledbetter TM	4	43	10.8	16	1
Elkins	3	32	10.7	16	0
Hopkins	3	9	3.0	7	0
Lee TM	1	-1	-1.0	-1	0
Oilers	143	1532	10.7	53	11
Opponents	228	2619	11.5	44t	10

INTERCEPTIONS	No	Yds	Avg	Lg	TD
Farr	10	264	26.4	67	3
Norton	6	73	12.2	26	1
Houston	4	151	37.8	78	2
Hicks	3	122	40.7	62	0
Webster	1	23	23.0	23	0
Underwood	1	8	8.0	8	0
Jancik	1	4	4.0	4	0
Carwell	0	31	--	31	0
Oilers	26	676	26.0	78	6
Opponents	20	156	7.8	32t	1

PUNTING	No	Yds	Avg	Net	TB	In	Lg	B
Norton	71	3025	42.6	35.5	6	0	58	1
Oilers	71	3025	42.6	35.5	6	0	58	1
Opponents	63	2583	41.0	35.0	6	0	71	1

PUNT RETURNS	No	FC	Yds	Avg	Lg	TD
Carwell	9	4	154	17.1	54	0
Jancik	6	2	19	3.2	19	0
Moore	5	1	82	16.4	46	0
Blanks	0	2	0	--	--	0
Burrell	0	5	0	--	--	0
Oilers	20	14	255	12.8	54	0
Opponents	41	12	383	9.3	52	0

KICKOFF RETURNS	No	Yds	Avg	Lg	TD
Jancik	16	349	21.8	49	0
Moore	14	405	28.9	92t	1
Carwell	8	164	20.5	27	0
Houston	2	40	20.0	24	0
Campbell	1	19	19.0	19	0
Farr	1	17	17.0	17	0
Hopkins	1	26	26.0	26	0
Reed	1	0	0.0	0	0
Oilers	44	1020	23.2	92t	1
Opponents	51	950	18.6	37	0

FIELD GOALS	1-19	20-29	30-39	40-49	50+
Wittenborn	2/2	5/5	3/6	4/11	0/4
Oilers	2/2	5/5	3/6	4/11	0/4
Opponents	7/8	1/5	5/9	9/15	1/5

Wittenborn: () (22G, 42G) (31G, 52N) (31N, 46N, 16G) (42N, 52N) (45G) (25G) () (41G, 15G, 51N, 44B, 57N) (47G, 44N, 23G) (32N, 41N, 20G) (46N) (31G) (29G, 38N, 48N, 38G)
Opponents: (54G, 25B) (47G, 40N) (14G, 42G, 38N) (46N, 41B, 41N, 38G, 31G) (10G, 27G, 34B, 44N) (40G, 13G, 39B) (47G, 22N) (40G, 12G, 18G, 13B, 50N) (36N, 29N, 43G) (40G, 30G, 50N, 51N) (51N, 24N) (12G, 46N, 32G, 31G, 45G) (18G) (48G)

SACKS

records not available

Oilers 25.0, Opponents 20.0

TACKLES (Solo-Assists-Total)

records not available

USUAL STARTING LINEUP

OFFENSE

WR	Charles Frazier (28)
LT	Walt Suggs (76)
LG	Bob Talamini (61)
C	Bobby Maples (50)
RG	Sonny Bishop (66)
RT	Glen Ray Hines (78)
TE	Alvin Reed (89)
WR	Ode Burrell (25)
QB	Pete Beathard (11)
RB	Woody Campbell (35)
FB	Hoyle Granger (32)

DEFENSE

LE	Pat Holmes (79)
LT	Willie Parker (74)
RT	George Rice (72)
RE	Don Floyd (75)
LLB	George Webster (90)
MLB	Garland Boyette (52)
RLB	Olen Underwood (56)
LCB	Miller Farr (20)
RCB	W.K. Hicks (33)
SS	Ken Houston (29)
FS	Jim Norton (43)

SPECIALISTS

K	John Wittenborn (67)
P	Jim Norton (43)

AFL All-Star Game

All-AFL

GM: Don Klosterman; Head Coach: Wally Lemm

Asst. Coaches: Joe Childress (off. backs), Hugh Devore (WR), F.A. Dry (OL), Bud McFadin (DL), Wayne Robinson (LB), Walt Schlinkman (DB)

AMERICAN FOOTBALL LEAGUE STANDINGS

EASTERN DIVISION	W	L	T	Pct
Houston	9	4	1	.692
N.Y. Jets	8	5	1	.615
Buffalo	4	10	0	.286
Miami	4	10	0	.286
Boston	3	10	1	.231

WESTERN DIVISION	W	L	T	Pct
Oakland	13	1	0	.929
Kansas City	9	5	0	.643
San Diego	8	5	1	.615
Denver	3	11	0	.214

AFL CHAMPIONSHIP

OAKLAND 40, Houston 7



1966 SEASON (3-II REGULAR SEASON) • 4TH PLACE AFL EAST

DATE	OPPONENT	SCORE	W/L	ATT
Sep. 3	DENVER	45-7	W	30,156
Sep. 10	OAKLAND	31-0	W	31,763
Sep. 18	at New York	13-52	L	54,681
Sep. 25	at Buffalo	20-27	L	42,526
Oct. 2	at Denver	38-40	L	27,203
Oct. 16	NEW YORK	24-0	W	30,823
Oct. 23	MIAMI	13-20	L	23,173
Oct. 30	at Kansas City	23-48	L	31,676
Nov. 6	at Oakland	23-38	L	34,102
Nov. 13	at Boston	21-27	L	23,426
Nov. 20	BUFFALO	20-42	L	27,312
Dec. 4	SAN DIEGO	22-28	L	17,569
Dec. 11	BOSTON	14-38	L	17,100
Dec. 18	at Miami	28-29	L	20,045

	TITANS	OPP
Total First Downs	246	244
Rushing	76	88
Passing	144	131
Penalty	26	25
3rd Down: Made/Att	--	--
4th Down: Made/Att	--	--
Possession Avg.	--	--
Total Net Yards	4412	4995
Avg. Per Game	315.1	356.8
Total Plays	926	881
Avg. Per Play	4.8	5.7
Net Yards Rushing	1515	1833
Avg. Per Game	108.2	130.9
Total Rushes	413	422
Net Yards Passing	2897	3162
Avg. Per Game	206.9	225.9
Sacked/Yards Lost	28/271	21/228
Gross Yards	3168	3390
Att./Comp.	485/226	438/209
Completion Pct.	46.6	47.7
Had Intercepted	28	18
Punts/Average	69/42.1	68/40.0
Net Punting Avg.	69/37.4	68/35.3
Penalties/Yards	71/682	69/725
Fumbles/Ball Lost	19/12	25/13
Touchdowns	41	50
Rushing	11	10
Passing	29	35
Returns	1	5

BY PERIODS	1	2	3	4	OT	PTS
Oilers	51	107	56	121	0	335
Opponents	54	156	93	93	0	396

SCORING	TD	RU	PA	RT	PAT	FG	S	TP
Blanda	0	0	0	0	39/40	16/30	0	87
Frazier	12	0	12	0			0	72
Trull	7	7	0	0			0	42
Burrell	5	0	5	0			0	30
Elkins	3	0	3	0			0	18
Hennigan	3	0	3	0			0	18
Johnson	3	3	0	0			0	18
McLeod	3	0	3	0			0	18
Blanks	2	0	2	0			0	12
Granger	2	1	1	0			0	12
Cline TM	1	0	0	1			0	6
Oilers	41	11	29	1	39/40	16/30	1	335
Opponents	50	10	35	5	49/49	15/30	0	396

2-Pt Conversions: Oilers 0-0, Opponents 1-1

RUSHING	No	Yds	Avg	Lg	TD
Burrell	122	406	3.3	45	0
Granger	56	388	6.9	69t	1
Blanks	71	235	3.3	30	0
Johnson	70	226	3.2	28t	3
Trull	38	139	3.7	23t	7
Tolar	46	105	2.3	17	0
Stone	6	18	3.0	12	0
Blanda	3	1	0.3	1	0
Lee	1	-3	-3.0	-3	0
Oilers	413	1515	3.7	69t	11
Opponents	422	1833	4.3	77t	10

PASSING	Att	Cmp	Pct	Yards	Yds/Att	TD	Int	Lg	Sk/Yds	Rating
Blanda	271	122	45.0	1764	6.51	17	21	79t	--	55.3
Trull	172	84	48.8	1200	6.98	10	5	62	--	79.1
Humphrey	32	15	46.9	168	5.25	2	1	32t	--	70.8
Lee	8	4	50.0	27	3.38	0	1	10	--	18.2
Burrell	1	1	100.0	9	9.00	0	0	9	--	104.2
Tolar	1	0	0.0	0	0.00	0	0	0	--	39.6
Oilers	485	226	46.6	3168	6.53	29	28	79t	28/271	64.0
Opponents	438	209	47.7	3390	7.74	35	18	80t	21/228	83.6

RECEIVING	No	Yds	Avg	Lg	TD
Frazier	57	1129	19.8	79t	12
Burrell	33	400	12.1	34	5
Hennigan	27	313	11.6	26	3
McLeod	23	339	14.7	41	3
Elkins	21	283	13.5	62	3
Blanks	19	234	12.3	42t	2
Tolar	13	68	5.2	14	0
Poole	12	131	10.9	19	0
Granger	12	104	8.7	27t	1
Johnson	8	150	18.8	53	0
Stone	1	17	17.0	17	0
Oilers	226	3168	14.0	79t	29
Opponents	209	3390	16.2	80t	35

INTERCEPTIONS	No	Yds	Avg	Lg	TD
Norton	4	125	31.3	56	0
Glick	4	57	14.3	41	0
Hicks	3	12	4.0	12	0
Jancik	2	36	18.0	35	0
Parrish	2	0	0.0	0	0
Cline TM	1	23	23.0	23	0
Caveness	1	6	6.0	6	0
Baker	1	0	0.0	0	0
Oilers	18	259	14.4	56	0
Opponents	28	448	16.0	66t	3

PUNTING	No	Yds	Avg	Net	TB	In	Lg	B
Norton	69	2908	42.1	37.4	3	0	65	0
Oilers	69	2908	42.1	37.4	3	0	65	0
Opponents	68	2720	40.0	35.3	8	0	65	0

PUNT RETURNS	No	FC	Yds	Avg	Lg	TD
Jancik	10	6	62	6.2	28	0
Burrell	8	7	78	9.8	29	0
Trammel	5	3	19	3.8	8	0
Oilers	23	16	159	6.9	29	0
Opponents	37	10	269	7.3	42	0

KICKOFF RETURNS	No	Yds	Avg	Lg	TD
Jancik	34	875	25.7	53	0
Blanks	21	487	23.2	37	0
Boyette	3	42	14.0	18	0
Trammel	3	63	21.0	26	0
Hayes	2	31	15.5	16	0
Burrell	1	16	16.0	16	0
Oilers	64	1514	23.7	53	0
Opponents	60	1385	23.1	100t	2

FIELD GOALS	1-19	20-29	30-39	40-49	50+
Blanda	3/4	0/1	3/7	8/12	2/6
Oilers	3/4	0/1	3/7	8/12	2/6
Opponents	1/1	3/6	4/6	7/13	0/4

Blanda: (12N, 45N, 38G, 39G, 38N) (49N, 47G) (48G, 50G) (55N, 47G, 35G) (49G) (8G) (44N, 16G, 43G) (48G, 50N) (44G) (34N, 48N) (49G, 35G) (50N, 35N, 51G, 23B, 9G) () (53N)
Opponents: () (41N, 48G) (32G) (50N, 47G, 32G) (35G, 31G, 25N, 46G, 52N, 46G) (27N, 49N) (49N, 43G, 42G) (29G, 47G) (48N, 24G) (28G, 44G, 29N) (47B, 50N) (33N) (13G, 35N) (50N)

SACKS
records not available
Oilers 21.0, Opponents 28.0

TACKLES (Solo-Assists-Total)
records not available

USUAL STARTING LINEUP

OFFENSE

WR Charles Frazier (28)
LT Walt Suggs (76)
LG Bob Talamini (61)
C Bobby Maples (50)
RG Sonny Bishop (66)
RT Glen Ray Hines (78)
TE Bob McLeod (81)
Bob Poole (88)
WR Charlie Hennigan (87)
QB George Blanda (16)
RB Ode Burrell (25)
Sid Blanks (42)
FB Charles Tolar (44)

DEFENSE

LE Gary Cutsinger (80)
LT Pat Holmes (79)
RT Ernie Ladd (99)
RE Don Floyd (75)
LLB Johnny Baker (84)
MLB Doug Cline (31)
Ron Caveness (51)
RLB John Meyer (54)
LCB Theo Viltz (34)
RCB W.K. Hicks (33)
SS Fred Glick (27)
FS Jim Norton (43)

SPECIALISTS

K George Blanda (16)
P Jim Norton (43)

AFL All-Star Game

GM: Don Klosterman; **Head Coach:** Wally Lemm
Asst. Coaches: Joe Childress (off. backs), Hugh Devore (WR), F.A. Dry (OL), Bud McFadin (DL), Wayne Robinson (LB), Walt Schlinkman (DB)

AMERICAN FOOTBALL LEAGUE STANDINGS

EASTERN DIVISION	W	L	T	Pct
Buffalo	9	4	1	.692
Boston Patriots	8	4	2	.677
N.Y. Jets	6	6	2	.500
Houston	3	11	0	.214
Miami	3	11	0	.214

WESTERN DIVISION	W	L	T	Pct
Kansas City	11	2	1	.846
Oakland	8	5	1	.615
San Diego	7	6	1	.538
Denver	4	10	0	.286

AFL CHAMPIONSHIP

Kansas City 31, BUFFALO 7



1965 SEASON (4-10 REGULAR SEASON) • 4TH PLACE AFL EAST

DATE	OPPONENT	SCORE	W/L	ATT
Sep. 12	NEW YORK	27-21	W	52,680
Sep. 19	BOSTON	31-10	W	32,445
Sep. 26	at Oakland	17-21	L	18,166
Oct. 3	at San Diego	14-31	L	28,190
Oct. 17	at Denver	17-28	L	32,492
Oct. 24	KANSAS CITY	38-36	W	34,670
Oct. 31	at Buffalo	19-17	W	44,267
Nov. 7	OAKLAND	21-33	L	35,729
Nov. 14	DENVER	21-31	L	28,126
Nov. 21	at New York	14-41	L	55,312
Nov. 28	at Kansas City	21-52	L	16,459
Dec. 5	BUFFALO	18-29	L	23,087
Dec. 12	SAN DIEGO	26-37	L	24,120
Dec. 18	at Boston	14-42	L	14,508

	TITANS	OPP
Total First Downs	227	266
Rushing	63	128
Passing	140	110
Penalty	24	28
3rd Down: Made/Att	--	--
4th Down: Made/Att	--	--
Possession Avg.	30:00	--
Total Net Yards	3991	--
Avg. Per Game	285.1	--
Total Plays	904	--
Avg. Per Play	4.4	--
Net Yards Rushing	1178	--
Avg. Per Game	84.1	--
Total Rushes	323	--
Net Yards Passing	2813	--
Avg. Per Game	200.9	--
Sacked/Yards Lost	31/257	--
Gross Yards	3070	--
Att./Comp.	550/224	--
Completion Pct.	40.7	--
Had Intercepted	35	--
Punts/Average	85/43.7	--
Net Punting Avg.	85/37.8	--
Penalties/Yards	76/841	--
Fumbles/Ball Lost	22/11	--
Touchdowns	37	--
Rushing	10	--
Passing	25	--
Returns	2	--

BY PERIODS	1	2	3	4	OT	PTS
Oilers	51	57	77	113	0	298
Opponents	88	115	65	161	0	429

SCORING	TD	RU	PA	RT	PAT	FG	S	TP
Blanda	0	0	0	0	28/28	11/21	0	61
Wi. Frazier	8	0	8	0			0	48
Burrell	7	3	4	0			0	46
C. Frazier	6	0	6	0			0	36
Spikes	3	3	0	0	6/6	1/2	0	27
Hennigan	4	0	4	0			0	24
Compton	2	0	2	0			0	12
Jackson	2	2	0	0			0	12
Trull	2	2	0	0			0	12
N. Evans	1	0	0	1			0	6
McLeod	1	0	1	0			0	6
Onesti	1	0	0	1			0	6
Oilers	37	10	25	2	34/34	12/23	1	298
Opponents	50	17	27	6	--	--	1	429

2-Pt Conversions: Burrell 2, Oilers 2-3, Opponents 0-0

RUSHING	No	Yds	Avg	Lg	TD
Burrell	130	528	4.1	63t	3
Tolar	73	230	3.2	18	0
Spikes	47	173	3.7	20	3
Trull	29	145	5.0	18	2
Jackson	37	85	2.3	7	2
Hoffman	1	11	11.0	11	0
C. Frazier	1	10	10.0	8	0
Compton	1	2	2.0	2	0
Blanda	4	-6	-1.5	0	0
Oilers	323	1178	3.6	63t	10

PASSING	Att	Cmp	Pct	Yards	Yds/Att	TD	Int	Lg	Sk/Yds	Rating
Blanda	442	186	42.1	2542	5.75	20	30	95t	--	47.9
Trull	107	38	35.5	528	4.93	5	5	57t	--	48.3
Tolar	1	0	0.0	0	0.00	0	0	0	0	39.6
Oilers	550	224	40.7	3070	5.58	25	35	95t	31/257	47.9

RECEIVING	No	Yds	Avg	Lg	TD
Burrell	55	650	11.8	52t	4
Hennigan	41	578	14.1	53	4
C. Frazier	38	717	18.9	64t	6
Wi. Frazier	37	521	14.1	57t	8
Tolar	25	138	5.5	21	0
McLeod	15	226	15.1	49	1
Spikes	8	57	7.1	17	0
Compton	3	140	46.7	95t	2
Jackson	1	31	31.0	31	0
Weir	1	12	12.0	12	0
Oilers	224	3070	13.7	95t	25

INTERCEPTIONS	No	Yds	Avg	Lg	TD
Hicks	9	156	17.3	31	0
Norton	7	52	7.4	18	0
Jancik	4	90	22.5	36	0
Banfield	3	28	9.3	28	0
Glick	2	18	9.0	18	0
Cutsinger	1	72	72.0	72	0
Maples	1	0	0.0	0	0
Oilers	27	416	15.4	72	0

PUNTING	No	Yds	Avg	Net	TB	In	Lg	B
Norton	85	3711	43.7	43.7	0	0	65	1
Oilers	85	3711	43.7	43.7	0	0	65	1

PUNT RETURNS	No	FC	Yds	Avg	Lg	TD
Jancik	12	0	85	7.1	25	0
Glick	7	0	44	6.3	13	0
Jaquess	4	0	17	4.3	11	0
Burrell	3	0	39	13.0	33	0
Hicks	1	0	4	4.0	4	0
Weir	1	0	0	0.0	0	0
Oilers	28	0	189	6.8	33	0

KICKOFF RETURNS	No	Yds	Avg	Lg	TD
Jancik	18	430	23.9	43	0
Jaquess	13	280	21.5	69	0
Weir	10	215	21.5	33	0
Burrell	8	202	25.3	38	0
Hicks	7	181	25.9	40	0
Compton	4	68	17.0	30	0
Glick	4	84	21.0	24	0
Kinderman	4	72	18.0	29	0
Spikes	4	41	10.3	15	0
Jackson	2	39	19.5	25	0
Cheeks	1	19	19.0	19	0
Maples	1	15	15.0	15	0
Williams	1	23	23.0	23	0
Oilers	77	1699	21.7	69	0

FIELD GOALS	1-19	20-29	30-39	40-49	50+
Oilers	5-6	1-1	4-7	3-7	0-2

Blanda: (39G, 8G) (36N, 36B, 45G) (44B, 10G) () (37G) (40N) (31G, 30G, 13G, 8G) () () (23N) (46N, 48N) (31B, 41G, 52N) (51N, 40G) ()
 Spikes: () () () () (15G) (16N) () () () () () ()
 Opponents: records not available

SACKS
records not available
Oilers 22.0 Opponents 31.0

TACKLES (Solo-Assists-Total)	records not available
------------------------------	-----------------------

USUAL STARTING LINEUP

OFFENSE	
WR	Charles Frazier (28)
LT	Walt Suggs (76)
LG	Bob Talamini (61)
C	John Frongillo (55)
	Wayne Frazier (56)
RG	Sonny Bishop (66)
RT	Norm Evans (73)
TE	Willie Frazier (83)
WR	Charlie Hennigan (87)
QB	George Blanda (16)
RB	Ode Burrell (25)
FB	Charles Tolar (44)

DEFENSE	
LE	Gary Cutsinger (80)
LT	Bud McFadin (64)
	Scott Appleton (70)
RT	Ed Husmann (82)
RE	Don Floyd (75)
LLB	Johnny Baker (84)
	Bobby Maples (50)
MLB	Doug Cline (31)
RLB	Danny Brabham (85)
LCB	Tony Banfield (40)
RCB	W.K. Hicks (33)
SS	Jim Norton (43)
FS	Fred Glick (27)
	Bobby Jancik (23)

SPECIALISTS	
K	George Blanda (16)
P	Jim Norton (43)

AFL All-Star Game
 All-AFL

GM: Carroll Martin; Head Coach: Hugh "Bones" Taylor
 Asst. Coaches: Sammy Baugh (off. backs), Lou Rymkus (OL), Walt Schlinkman (defense), Joe Spencer (DL)

AMERICAN FOOTBALL LEAGUE STANDINGS

EASTERN DIVISION	W	L	T	Pct
Buffalo	10	3	1	.769
N.Y. Jets	5	8	1	.385
Boston Patriots	4	8	2	.333
Houston	4	10	0	.286

WESTERN DIVISION	W	L	T	Pct
San Diego	9	2	3	.818
Oakland	8	5	1	.615
Kansas City	7	5	2	.583
Denver	4	10	0	.286

AFL CHAMPIONSHIP
 Buffalo 23, SAN DIEGO 0



1964 SEASON (4-10 REGULAR SEASON) • 4TH PLACE AFL EAST

DATE	OPPONENT	SCORE	W/L	ATT
Sep. 12	at San Diego	21-27	L	22,632
Sep. 19	OAKLAND	42-28	W	26,482
Sep. 27	at Denver	38-17	W	22,651
Oct. 4	at Kansas City	7-28	L	22,727
Oct. 11	BUFFALO	17-48	L	26,218
Oct. 17	at New York	21-24	L	32,840
Oct. 25	SAN DIEGO	17-20	L	21,671
Nov. 1	at Buffalo	10-24	L	40,119
Nov. 6	at Boston	24-25	L	28,161
Nov. 15	at Oakland	10-20	L	16,375
Nov. 22	KANSAS CITY	19-28	L	17,782
Nov. 29	BOSTON	17-34	L	17,560
Dec. 13	NEW YORK	33-17	W	16,225
Dec. 20	DENVER	34-15	W	15,839

	TITANS	OPP
Total First Downs	284	274
Rushing	80	102
Passing	186	155
Penalty	18	17
3rd Down: Made/Att	--	--
4th Down: Made/Att	--	--
Possession Avg.	--	--
Total Net Yards	4874	--
Avg. Per Game	348.1	--
Total Plays	942	--
Avg. Per Play	5.2	--
Net Yards Rushing	1347	--
Avg. Per Game	96.2	--
Total Rushes	327	--
Net Yards Passing	3527	--
Avg. Per Game	251.9	--
Sacked/Yards Lost	23/207	--
Gross Yards	3734	--
Att./Comp.	592/299	--
Completion Pct.	50.5	--
Had Intercepted	29	--
Punts/Average	55/41.2	--
Net Punting Avg.	55/35.9	--
Penalties/Yards	70/683	--
Fumbles/Ball Lost	24/15	--
Touchdowns	39	--
Rushing	14	--
Passing	19	--
Returns	6	--

BY PERIODS	1	2	3	4	OT	PTS
Oilers	96	80	73	61	0	310
Opponents	73	130	62	90	0	355

SCORING	TD	RU	PA	RT	PAT	FG	S	TP
Blanda	0	0	0	0	37/38	13/29	0	76
Hennigan	8	0	8	0			0	48
Blanks	7	6	1	0			0	42
Dewveall	4	0	4	0			0	24
Tolar	4	4	0	0			0	24
Jackson TM	3	3	0	0			0	18
W. Frazier	2	0	2	0			0	12
McLeod	2	0	2	0			0	12
Baker	1	0	0	1			0	6
Burrell	1	0	0	1			0	6
Craig	1	0	1	0			0	6
Floyd	1	0	0	1			0	6
C. Frazier	1	0	1	0			0	6
Hoffman	1	1	0	0			0	6
Jancik	1	0	0	1			0	6
Jaquess	1	0	0	1			0	6
Nelson	1	0	0	1			0	6
Oilers	39	14	19	6	37/38	13/29	0	310
Opponents	45	18	24	3	--	--	0	355

2-Pt Conversions: Oilers 0-1, Opponents 0-0

RUSHING	No	Yds	Avg	Lg	TD
Blanks	145	756	5.2	91t	6
Tolar	139	515	3.7	40t	4
Trull	12	42	3.5	15	0
Smith	8	16	2.0	8	0
Jackson TM	8	11	1.4	5	3
Burrell	8	10	1.3	5	0
Hoffman	2	3	1.5	2	1
Blanda	4	-2	-0.5	6	0
C. Frazier	1	-4	-4.0	-4	0
Oilers	327	1347	4.1	91t	14

PASSING	Att	Cmp	Pct	Yards	Yds/Att	TD	Int	Lg	Sk/Yds	Rating
Blanda	505	262	51.9	3287	6.51	17	27	80t	--	61.4
Trull	86	36	41.9	439	5.10	1	2	36	--	52.4
Blanks	1	1	1.00	8	8.00	1	0	8t	--	139.6
Oilers	592	299	50.5	3734	6.31	19	29	80t	23/207	60.7

RECEIVING	No	Yds	Avg	Lg	TD
Hennigan	101	1546	15.3	53t	8
Blanks	56	497	8.9	45	1
Dewveall	38	552	15.5	60t	4
Tolar	35	244	7.0	52	0
C. Frazier	29	404	13.9	46	1
W. Frazier	11	227	20.6	80t	2
McLeod	8	81	10.1	20	2
Smith	7	38	5.4	15	0
Burrell	5	73	14.6	36	0
Craig	4	46	11.5	25	1
Baker	2	18	9.0	10	0
Jancik	1	14	14.0	14	0
Hoffman	1	1	1.0	1	0
Bishop	1	0	0.0	0	0
Blanda	0	-7	--	-7	0
Oilers	299	3734	12.5	80t	19

INTERCEPTIONS	No	Yds	Avg	Lg	TD
Jaquess	8	141	17.6	98t	1
Hicks	5	89	17.8	62	0
Glick	5	54	10.8	27	0
Jancik	3	16	5.3	16	0
Norton	2	31	15.5	31	0
Odum	2	22	11.0	22	0
Appleton	2	11	5.5	11	0
Nelson	1	45	45.0	45t	1
Baker	1	17	17.0	17t	1
Rieves	1	3	3.0	3	0
Floyd	0	8	--	8	0
Oilers	30	437	14.6	98t	3

PUNTING	No	Yds	Avg	Net	TB	In	Lg	B
Norton	55	2267	41.2	41.2	0	0	79	2
Oilers	55	2267	41.2	35.9	0	0	79	2

PUNT RETURNS	No	FC	Yds	Avg	Lg	TD
Jancik	12	0	220	18.3	82t	1
Glick	6	0	32	5.3	12	0
Burrell	1	0	0	0.0	0	0
Oilers	19	0	252	13.3	82t	1

KICKOFF RETURNS	No	Yds	Avg	Lg	TD
Jancik	21	488	23.2	42	0
Burrell	17	449	26.4	93t	1
Nelson	13	304	23.4	47	0
Blanks	9	207	23.0	32	0
Hoffman	2	52	26.0	30	0
Jackson TM	2	32	16.0	18	0
W. Frazier	1	0	0.0	0	0
Glick	1	27	27.0	27	0
Oilers	66	1559	23.6	93t	1

FIELD GOALS	1-19	20-29	30-39	40-49	50+
Oilers	3/4	3/7	3/4	4/12	0/2

Blanda: (45B) () (43G) () (16N, 47G) () (26N, 27N, 36G) (49N, 50N, 37N, 49G) (46N, 23N, 10G) (49N, 21N, 40B, 11G) (21G, 31G) (49N, 41N, 49G) (49N, 20G, 31G) (51N, 26G, 18G)
Opponents: records not available

SACKS
records not available
Oilers 25.0 Opponents 23.0

TACKLES (Solo-Assists-Total)
records not available

USUAL STARTING LINEUP

OFFENSE

WR	Charles Frazier (28)
LT	Walt Suggs (76)
LG	Bob Talamini (61)
C	Tom Goode (68)
RG	John Wittenborn (67)
RT	Sonny Bishop (66)
TE	Willard Dewveall (88)
	Willie Frazier (83)
WR	Charlie Hennigan (87)
QB	George Blanda (16)
RB	Sid Blanks (42)
FB	Charles Tolar (44)

DEFENSE

LE	Scott Appleton (70)
LT	Bud McFadin (64)
RT	Ed Husmann (82)
	Scott Appleton (70)
RE	Don Floyd (75)
LLB	Danny Brabham (85)
MLB	Doug Cline (31)
	Larry Onesti (45)
RLB	Johnny Baker (84)
LCB	Pete Jaquess (47)
RCB	Bobby Jancik (23)
SS	W.K. Hicks (33)
FS	Fred Glick (27)

SPECIALISTS

K	George Blanda (16)
P	Jim Norton (43)

AFL All-Star Game

All-AFL

GM: Carroll Martin; Head Coach: Sammy Baugh
Asst. Coaches: W.F. "Red" Konkright (ends), Joe Spencer (DL), John Steber (OL), Hugh "Bones" Taylor (DB)

AMERICAN FOOTBALL LEAGUE STANDINGS

EASTERN DIVISION	W	L	T	Pct
Buffalo	12	2	0	.857
Boston Patriots	10	3	1	.769
N.Y. Jets	5	8	1	.385
Houston	4	10	0	.286

WESTERN DIVISION	W	L	T	Pct
San Diego	8	5	1	.615
Kansas City	7	7	0	.500
Oakland	5	7	2	.417
Denver	2	11	1	.154

AFL CHAMPIONSHIP

BUFFALO 20, San Diego 7



1963 SEASON (6-8 REGULAR SEASON) • 3RD PLACE AFL EAST

DATE	OPPONENT	SCORE	W/L	ATT
Sep. 7	OAKLAND	13-24	L	24,749
Sep. 14	DENVER	20-14	W	22,855
Sep. 22	at New York	17-24	L	9,336
Sep. 28	at Buffalo	31-20	W	32,340
Oct. 6	at Kansas City	7-28	L	27,801
Oct. 13	at Denver	33-24	W	24,087
Oct. 20	BUFFALO	28-14	W	23,948
Oct. 27	KANSAS CITY	28-7	W	26,331
Nov. 1	at Boston	3-45	L	31,185
Nov. 10	NEW YORK	31-27	W	23,615
Dec. 1	at San Diego	0-27	L	31,713
Dec. 8	BOSTON	28-46	L	23,462
Dec. 15	SAN DIEGO	14-20	L	18,540
Dec. 22	at Oakland	49-52	L	17,401

	TITANS	OPP
Total First Downs	254	256
Rushing	68	117
Passing	169	121
Penalty	17	18
3rd Down: Made/Att	--	--
4th Down: Made/Att	--	--
Possession Avg.	--	--
Total Net Yards	4432	--
Avg. Per Game	316.6	--
Total Plays	870	--
Avg. Per Play	5.1	--
Net Yards Rushing	1210	--
Avg. Per Game	86.4	--
Total Rushes	341	--
Net Yards Passing	3222	--
Avg. Per Game	230.1	--
Sacked/Yards Lost	28/256	--
Gross Yards	3478	--
Att./Comp.	501/261	--
Completion Pct.	52.1	--
Had Intercepted	33	--
Punts/Average	65/43.0	--
Net Punting Avg.	65/43.0	--
Penalties/Yards	58/565	--
Fumbles/Ball Lost	35/24	--
Touchdowns	39	--
Rushing	11	--
Passing	26	--
Returns	2	--

BY PERIODS	1	2	3	4	OT	PTS
Oilers	72	102	72	56	0	302
Opponents	79	138	61	94	0	372

SCORING	TD	RU	PA	RT	PAT	FG	S	TP
Blanda	0	0	0	0	39/39	9/24	0	66
Hennigan	10	0	10	0			0	60
Dewveall	7	0	7	0			0	42
McLeod	5	0	5	0			0	30
Smith	5	3	2	0			0	30
Tobin	5	4	1	0			0	30
Tolar	3	3	0	0			0	18
Dickinson LG	1	1	0	0			0	6
Dickinson TM	1	1	0	0			0	6
Frazier	1	0	1	0			0	6
Glick	1	0	0	1			0	6
Johnston	1	0	0	1			0	6
Oilers	39	11	26	2	39/39	9/24	1	302
Opponents	47	12	24	11	--	--	1	372

2-Pt Conversions: Oilers 0-0, Opponents 0-0

RUSHING	No	Yds	Avg	Lg	TD
Tolar	194	659	3.4	33	3
Tobin	75	271	3.6	32	4
Smith	50	202	4.0	16	3
Cannon	13	45	3.5	12	0
Dickinson LG	6	32	5.3	13	1
Dickinson TM	1	1	1.0	1t	1
Norton	1	15	15.0	15	0
Lee	2	9	4.5	8	0
Babb	1	7	7.0	7	0
Blanda	4	1	0.3	7	0
Oilers	341	1210	3.5	33	11

RECEIVING	No	Yds	Avg	Lg	TD
Hennigan	61	1051	17.2	68	10
Dewveall	58	752	13.0	35	7
Tolar	41	275	6.7	33	0
McLeod	33	530	16.1	38	5
Smith	24	270	11.3	36	2
Frazier	16	279	17.4	80t	1
Tobin	13	173	13.3	33t	1
Dickinson LG	6	57	9.5	18	0
Dickinson TM	5	48	9.6	18	0
Kerbow	5	61	12.2	30	0
Cannon	5	39	7.8	12	0
Oilers	261	3478	13.3	80t	26

INTERCEPTIONS	No	Yds	Avg	Lg	TD
Glick	12	180	15.0	45	1
Banfield	7	21	3.0	14	0
Norton	6	86	14.3	37	0
Jancik	3	31	10.3	19	0
Cline	3	16	5.3	9	0
Babb	2	24	12.0	18	0
Johnston	1	90	90.0	90t	1
Dukes	1	4	4.0	4	0
Brabham	1	1	1.0	1	0
Oilers	36	453	12.6	90t	2

PUNTING	No	Yds	Avg	Net	TB	In	Lg	B
Norton	65	2792	43.0	43.0	0	0	68	0
Oilers	65	2792	43.0	43.0	0	0	68	0

PUNT RETURNS	No	FC	Yds	Avg	Lg	TD
Glick	19	0	171	9.0	22	0
Jancik	13	0	145	11.2	56	0
Oilers	32	0	316	9.9	56	0

KICKOFF RETURNS	No	Yds	Avg	Lg	TD
Jancik	45	1317	29.3	53	0
Glick	20	451	22.6	43	0
Cannon	2	39	19.5	20	0
Michael	1	3	3.0	3	0
Tobin	1	10	10.0	10	0
Tolar	1	4	4.0	4	0
Oilers	70	1824	26.1	53	0

FIELD GOALS	1-19	20-29	30-39	40-49	50+
Oilers	1/2	1/3	4/8	3/8	0/3

Blanda: (30G, 46G, 32N, 42N) (18G, 48G, 52N, 51N, 28N, 52N) (44N, 37G) (28G) (37N) (38G, 48B, 12N) () (26N) (46G) (47N, 32G) (48B, 37N) () (35N) ()
Opponents: records not available

SACKS
 records not available

TACKLES (Solo-Assists-Total)
 records not available

PASSING	Att	Cmp	Pct	Yards	Yds/Att	TD	Int	Lg	Sk/Yds	Rating
Blanda	423	224	53.0	3003	7.10	24	25	80t	--	70.1
Lee	75	37	49.3	475	6.33	2	8	38	--	38.9
Smith	2	0	0.0	0	0.0	0	0	0	--	39.6
Cannon	1	0	0.0	0	0.0	0	0	0	--	39.6
Oilers	501	261	52.1	3478	6.94	26	33	80t	28/256	64.3

USUAL STARTING LINEUP

OFFENSE

WR	Willard Dewveall (88)
LT	Walt Suggs (76)
LG	Bob Talamini (61)
C	Bob Schmidt (52)
RG	Hogan Wharton (63)
RT	Rich Michael (77)
TE	Bob McLeod (81)
WR	Charlie Hennigan (87)
QB	George Blanda (16)
RB	Billy Cannon (20)
FB	Charles Tolar (44)

DEFENSE

LE	Gary Cutsinger (80)
LT	Dudley Meredith (74)
RT	Ed Husmann (82)
RE	Don Floyd (75)
LLB	Doug Cline (31)
MLB	Gene Babb (33)
RLB	Mike Dukes (30)
LCB	Tony Banfield (40)
RCB	Bobby Jancik (23)
SS	Jim Norton (43)
FS	Fred Glick (27)

SPECIALISTS

K	George Blanda (16)
P	Jim Norton (43)

AFL All-Star Game

All-AFL

GM/Head Coach: Frank "Pop" Ivy
Asst. Coaches: Neill Armstrong (defense), W.F. "Red" Conkright (ends), Walt Schlinkman (offense), Joe Spencer (line)

AMERICAN FOOTBALL LEAGUE STANDINGS

EASTERN DIVISION	W	L	T	Pct
Boston	7	6	1	.538
Buffalo	7	6	1	.538
Houston	6	8	0	.429
N.Y. Jets	5	8	1	.385

WESTERN DIVISION	W	L	T	Pct
San Diego	11	3	0	.786
Oakland	10	4	0	.714
Kansas City	5	7	2	.417
Denver	2	11	1	.154

EASTERN DIVISION PLAYOFF

Boston Patriots 26, BUFFALO 8

AFL CHAMPIONSHIP

SAN DIEGO 51, Boston Patriots 10



1962 SEASON (II-3 REGULAR SEASON, 0-1 PLAYOFFS) • 1ST PLACE AFL EAST

DATE	OPPONENT	SCORE	W/L	ATT
Sep. 9	at Buffalo	28-23	W	31,236
Sep. 16	at Boston	21-34	L	32,276
Sep. 23	at San Diego	42-17	W	28,061
Oct. 7	BUFFALO	17-14	W	26,350
Oct. 14	NEW YORK	56-17	W	20,650
Oct. 21	at Denver	10-20	L	34,496
Oct. 28	DALLAS	7-31	L	31,750
Nov. 4	at Dallas	14-6	W	29,017
Nov. 11	at Oakland	28-20	W	11,000
Nov. 18	BOSTON	21-17	W	35,250
Nov. 25	SAN DIEGO	33-27	W	28,235
Dec. 2	DENVER	34-17	W	30,650
Dec. 9	OAKLAND	32-17	W	27,400
Dec. 15	at New York	44-10	W	8,167
Dec. 23	DALLAS	17-20*	L	37,981

* Overtime

	TITANS	OPP
Total First Downs	266	217
Rushing	95	75
Passing	157	126
Penalty	14	16
3rd Down: Made/Att	--	--
4th Down: Made/Att	--	--
Possession Avg.	--	--
Total Net Yards	4971	--
Avg. Per Game	355.1	--
Total Plays	943	--
Avg. Per Play	5.3	--
Net Yards Rushing	1742	--
Avg. Per Game	124.4	--
Total Rushes	457	--
Net Yards Passing	3229	--
Avg. Per Game	230.6	--
Sacked/Yards Lost	11/94	--
Gross Yards	3323	--
Att./Comp.	475/227	--
Completion Pct.	47.8	--
Had Intercepted	48	--
Punts/Average	56/41.0	--
Net Punting Avg.	56/41.0	--
Penalties/Yards	63/633	--
Fumbles/Ball Lost	17/9	--
Touchdowns	50	--
Rushing	15	--
Passing	32	--
Returns	3	--

BY PERIODS	1	2	3	4	OT	PTS
Oilers	93	119	98	77	0	387
Opponents	79	87	47	57	0	270

SCORING	TD	RU	PA	RT	PAT	FG	S	TP
Blanda	0	0	0	0	48/49	11/26	0	81
Cannon	13	7	6	0			0	80
Hennigan	8	0	8	0			0	48
Tolar	8	7	1	0			0	48
McLeod	6	0	6	0			0	36
Dewveall	5	0	5	0			0	30
Groman	3	0	3	0			0	18
Smith	3	1	2	0			0	18
Babb	1	0	0	1			0	6
Banfield	1	0	0	1			0	6
Floyd	1	0	0	1			0	6
Frazier	1	0	1	0			0	6
Oilers	50	15	32	3	48/49	11/26	2	387
Opponents	33	10	18	5	N/A	N/A	0	270

2-Pt Conversions: Oilers 0-0, Opponents 0-0

RUSHING	No	Yds	Avg	Lg	TD
Tolar	244	1012	4.1	25	7
Cannon	147	474	3.2	64t	7
Smith	56	249	4.4	41	1
Blanda	3	6	2.0	10	0
Lee	4	1	0.3	4	0
Babb	3	0	0.0	2	0
Oilers	457	1742	3.8	64t	15

RECEIVING	No	Yds	Avg	Lg	TD
Hennigan	54	867	16.1	78t	8
McLeod	33	578	17.5	55t	6
Dewveall	33	576	17.5	98t	5
Cannon	32	451	14.1	60t	6
Tolar	30	251	8.4	35t	1
Groman	21	328	15.6	54t	3
Smith	17	117	6.9	29	2
Frazier	7	155	22.1	73t	1
Oilers	227	3323	14.6	98t	32

INTERCEPTIONS	No	Yds	Avg	Lg	TD
Norton	8	75	9.4	36	0
Banfield	6	17	2.8	11	0
Floyd	4	50	12.5	28t	1
Johnston	4	31	7.8	27	0
Glick	3	53	17.7	31	0
Jancik	2	33	16.5	33	0
Babb	2	31	15.5	31t	0
Cline	2	14	7.0	14	0
Dukes	2	11	5.5	6	0
Suci	1	22	22.0	22	0
Cutsinger	1	3	3.0	3	0
Oilers	35	340	9.7	36	2

PUNTING	No	Yds	Avg	Net	TB	In	Lg	B
Norton	56	2298	41.0	41.0	0	0	64	1
Oilers	56	2298	41.0	41.0	0	0	64	1

PUNT RETURNS	No	FC	Yds	Avg	Lg	TD
Jancik	14	0	116	8.3	21	0
Click	12	0	79	6.6	17	0
Banfield	2	0	71	35.5	50t	1
Oilers	28	0	266	9.5	50t	1

KICKOFF RETURNS	No	Yds	Avg	Lg	TD
Jancik	24	726	30.3	61	0
Cannon	18	442	24.6	38	0
Smith	2	37	18.5	23	0
Tolar	2	18	9.0	18	0
Glick	1	22	22.0	22	0
McLeod	1	0	0.0	0	0
Oilers	48	1245	25.9	61	0

FIELD GOALS	1-19	20-29	30-39	40-49	50+
Oilers	5/7	2/4	2/4	1/7	1/4

Blanda: (29N, 45N, 48N) (51N, 10N) (47N) (N, 16G, 37N) (47N) (18G) () (34N, 47B) (50N) () (50N, 42G, 22G, 39G, 26N) (16G, 20G) (54G, 14G, 11G) (30G, 46N)
Opponents: records not available

SACKS
Opponents 11.0

TACKLES (Solo-Assists-Total)
records not available

PASSING	Att	Cmp	Pct	Yards	Yds/Att	TD	Int	Lg	Sk/Yds	Rating
Blanda	418	197	47.1	2810	6.72	27	42	78t	--	51.3
Lee	50	26	52.0	433	8.66	4	5	98t	--	68.6
Cannon	3	2	66.7	46	15.33	1	0	40t	--	149.3
Smith	3	2	66.7	34	11.33	0	0	19	--	104.9
Tolar	1	0	0.0	0	0.0	0	0	0	--	0.0
Oilers	475	227	47.8	3323	7.00	32	48	98t	11/94	53.9

USUAL STARTING LINEUP

OFFENSE

WR	Willard Dewveall (88)
LT	Al Jamison (70)
LG	Bob Talamini (61)
C	Bob Schmidt (52)
RG	Hogan Wharton (63)
RT	Rich Michael (77)
TE	Bob McLeod (81)
WR	Charlie Hennigan (87)
QB	George Blanda (16)
RB	Billy Cannon (20)
FB	Charles Tolar (44)

DEFENSE

LE	Gary Cutsinger (80)
LT	Ed Culpepper (78)
RT	Ed Husmann (82)
RE	Don Floyd (75)
LLB	Doug Cline (31)
MLB	Gene Babb (33)
RLB	Mike Dukes (30)
LCB	Tony Banfield (40)
RCB	Mark Johnston (41)
	Bobby Jancik (23)
SS	Jim Norton (43)
FS	Fred Glick (27)

SPECIALISTS

K	George Blanda (16)
P	Jim Norton (43)

AFL All-Star Game

All-AFL

GM: Don Suman; Head Coach: Frank "Pop" Ivy
 Asst. Coaches: Neill Armstrong (defense), Walt Schlinkman (offense), Joe Spencer (line)

AMERICAN FOOTBALL LEAGUE STANDINGS

EASTERN DIVISION	W	L	T	Pct
Houston	11	3	0	.786
Boston	9	4	1	.692
Buffalo	7	6	1	.538
N.Y. Titans	5	9	0	.357

WESTERN DIVISION	W	L	T	Pct
Dallas	11	3	0	.786
Denver	7	7	0	.500
San Diego	4	10	0	.286
Oakland	1	13	0	.071

AFL CHAMPIONSHIP

Dallas Texans 20, HOUSTON 17 (OT)



1961 SEASON (10-3-1 REGULAR SEASON, 1-0 PLAYOFFS) • 1ST PLACE AFL EAST

DATE	OPPONENT	SCORE	W/L	ATT
Sep. 9	OAKLAND	55-0	W	16,231
Sep. 24	at San Diego	24-34	L	29,210
Oct. 1	at Dallas	21-26	L	28,000
Oct. 8	BUFFALO	12-22	L	22,761
Oct. 13	at Boston	31-31	T	15,070
Oct. 22	DALLAS	38-7	W	21,237
Oct. 29	at Buffalo	28-16	W	23,228
Nov. 5	at Denver	55-14	W	11,564
Nov. 12	BOSTON	27-15	W	35,649
Nov. 19	NEW YORK	49-13	W	33,428
Nov. 26	DENVER	45-14	W	27,864
Dec. 3	SAN DIEGO	33-13	W	37,845
Dec. 10	at New York	48-21	W	9,462
Dec. 17	at Oakland	47-16	W	4,821
Dec. 24	at San Diego	10-3	W	29,556

	TITANS	OPP
Total First Downs	293	235
Rushing	97	87
Passing	182	126
Penalty	14	22
3rd Down: Made/Att	--	--
4th Down: Made/Att	--	--
Possession Avg.	--	--
Total Net Yards	6288	--
Avg. Per Game	449.1	--
Total Plays	964	--
Avg. Per Play	6.5	--
Net Yards Rushing	1896	--
Avg. Per Game	135.4	--
Total Rushes	452	--
Net Yards Passing	4392	--
Avg. Per Game	313.7	--
Sacked/Yards Lost	14/176	--
Gross Yards	4568	--
Att./Comp.	498/254	--
Completion Pct.	51.0	--
Had Intercepted	29	--
Punts/Average	56/39.1	--
Net Punting Avg.	56/39.1	--
Penalties/Yards	83/889	--
Fumbles/Ball Lost	19/11	--
Touchdowns	66	--
Rushing	15	--
Passing	48	--
Returns	3	--

BY PERIODS	1	2	3	4	OT	PTS
Oilers	85	180	92	156	0	513
Opponents	44	76	48	74	0	242

SCORING	TD	RU	PA	RT	PAT	FG	S	TP
Blanda	0	0	0	0	64/65	16/29	0	112
Groman	18	1	17	0	0	0	0	108
Cannon	15	6	9	0	0	0	0	90
Hennigan	12	0	12	0	0	0	0	72
Tolar	5	4	1	0	0	0	0	30
Dewveall	3	0	3	0	0	0	0	18
King	3	2	1	0	0	0	0	18
Smith	3	2	1	0	0	0	0	18
Cline	2	0	0	2	1	1	14	14
McLeod	2	0	2	0	0	0	12	12
Hall	1	0	1	0	0	0	6	6
Johnston	1	0	0	1	0	0	6	6
White	1	0	1	0	0	0	6	6
Milstead	0	0	0	0	1/1	0/0	0	1
Oilers	66	15	48	3	65/66	16/29	2	513
Opponents	33	17	13	3	0/0	0/0	0	242

2-Pt Conversions: Oilers 0-0, Opponents 0-0

RUSHING	No	Yds	Avg	Lg	TD
Cannon	200	948	4.7	61t	6
Tolar	157	577	3.7	28	4
Smith	60	258	4.3	21	2
King	12	50	4.2	17t	2
Lee	8	36	4.5	9	0
Hall	7	13	1.9	9	0
Blanda	7	12	1.7	7	0
Groman	1	2	2.0	2t	1
Oilers	452	1896	4.2	61t	15

PASSING	Att	Cmp	Pct	Yards	Yds/Att	TD	Int	Lg	Sk/Yds	Rating
Blanda	362	187	51.7	3330	9.20	36	22	80t	--	91.3
Lee	127	66	52.0	1205	9.49	12	6	80t	--	96.7
Cannon	5	0	0.0	0	0.0	0	1	0	--	0.0
Smith	2	1	50.0	33	16.50	0	0	33	--	95.8
Groman	1	0	0.0	0	0.0	0	0	0	--	39.6
Tolar	1	0	0.0	0	0.0	0	0	0	--	39.6
Oilers	498	254	51.0	4568	9.17	48	29	80t	14/176	90.7

RECEIVING	No	Yds	Avg	Lg	TD
Hennigan	82	1746	21.3	80t	12
Groman	50	1175	23.5	80t	17
Cannon	43	586	13.6	78t	9
Tolar	24	219	9.1	32	1
McLeod	14	172	12.3	18	2
White	13	238	18.3	49	1
Dewveall	12	200	16.7	66t	3
Smith	10	131	13.1	37	1
King	3	83	27.7	44t	1
Hall	1	20	20.0	20t	1
Spence	1	14	14.0	14	0
Blanda	1	-16	-16.0	-16	0
Oilers	254	4568	18.0	80t	48

INTERCEPTIONS	No	Yds	Avg	Lg	TD
Norton	9	150	16.7	36	0
Banfield	8	136	17.0	58	0
Johnston	4	59	14.8	27	0
Glick	4	28	7.0	11	0
Milstead	2	25	12.5	22	0
Morris	1	31	31.0	31	0
Laraway	1	30	30.0	30	0
Cline	1	24	24.0	24	0
Spence	1	23	23.0	23	0
Trask	1	17	17.0	17	0
Dukes	1	5	5.0	5	0
Oilers	33	528	16.0	58	0

PUNTING	No	Yds	Avg	Net	TB	In	Lg	B
Norton	48	1952	40.7	40.7	0	0	63	0
Hall	8	238	29.8	29.8	0	0	50	0
Oilers	56	2190	39.1	39.1	0	0	63	0

PUNT RETURNS	No	FC	Yds	Avg	Lg	TD
Cannon	9	0	70	7.8	20	0
King	7	0	32	4.6	10	0
Hall	2	0	1	0.5	1	0
Smith	1	0	15	15.0	15	0
Oilers	19	0	118	6.2	20	0

KICKOFF RETURNS	No	Yds	Avg	Lg	TD
Cannon	18	439	24.4	47	0
King	8	190	23.8	41	0
Hall	6	140	23.3	33	0
Dukes	4	57	14.3	23	0
Tolar	2	42	21.0	22	0
Cline	1	24	24.0	24	0
Laraway	1	22	22.0	22	0
McLeod	1	13	13.0	13	0
Smith	1	5	5.0	5	0
Wharton	1	8	8.0	8	0
Oilers	43	940	21.9	47	0

FIELD GOALS	1-19	20-29	30-39	40-49	50+
Oilers	6/7	6/8	1/2	1/6	2/6

Blanda: (27G, 14G) (28G) () (41N, 48N, 14G, 46N, 54N) (36N, 51N, 24G) (54N, 53G, 47N) (24N, 45N) (48G, 33G) (25G, 19G) (N) (9G) (55G, 23G, 27N) (16G, 27G, 51N) (12G)
Opponents: records not available

SACKS	records not available
-------	-----------------------

TACKLES (Solo-Assists-Total)	records not available
------------------------------	-----------------------

USUAL STARTING LINEUP

OFFENSE

WR	Bill Groman (89)
LT	Al Jamison (70)
LG	Bob Talamini (61)
C	Bob Schmidt (52)
RG	Hogan Wharton (63)
RT	Rich Michael (77)
TE	John White (86)
	Bob McLeod (81)
WR	Charlie Hennigan (87)
QB	George Blanda (16)
RB	Billy Cannon (20)
FB	Charles Tolar (44)

DEFENSE

LE	Dalva Allen (80)
LT	Orville Trask (79)
RT	Ed Husmann (82)
RE	Don Floyd (75)
LLB	Doug Cline (31)
MLB	Dennit Morris (50)
RLB	Mike Dukes (30)
LCB	Tony Banfield (40)
RCB	Mark Johnston (41)
SS	Jim Norton (43)
FS	Fred Glick (27)

SPECIALISTS

K	George Blanda (16)
P	Jim Norton (43)

AFL All-Star Game

AII-AFL

GM: Don Suman; **Head Coach:** Lou Rymkus (five games), Wally Lemm (final nine games)
Asst. Coaches: Walt Schlinkman (off. backs), Mac Speedie (ends), Joe Spencer (line), Fred Wallner (defense)

AMERICAN FOOTBALL LEAGUE STANDINGS

EASTERN DIVISION	W	L	T	Pct
Houston	10	3	1	.769
Boston	9	4	1	.692
N.Y. Titans	7	7	0	.500
Buffalo	6	8	0	.429

WESTERN DIVISION	W	L	T	Pct
San Diego	12	2	0	.857
Dallas Texans	6	8	0	.429
Denver	3	11	0	.214
Oakland	2	12	0	.143

AFL CHAMPIONSHIP

Houston 10, SAN DIEGO 3



1960 SEASON (10-4 REGULAR SEASON, 1-0 PLAYOFFS) • 1ST PLACE AFL EAST

DATE	OPPONENT	SCORE	W/L	ATT
Sep. 11	at Oakland	37-22	W	12,703
Sep. 18	LOS ANGELES	38-28	W	20,156
Sep. 25	OAKLAND	13-14	L	16,421
Oct. 9	NEW YORK	27-21	W	16,151
Oct. 16	DALLAS	20-10	W	19,026
Oct. 23	at New York	42-28	W	21,000
Oct. 30	at Buffalo	24-25	L	23,001
Nov. 6	at Denver	45-25	W	14,489
Nov. 13	at Los Angeles	21-24	L	21,805
Nov. 20	DENVER	20-10	W	20,778
Nov. 25	at Boston	24-10	W	27,123
Dec. 4	at Dallas	0-24	L	20,000
Dec. 11	BUFFALO	31-23	W	25,247
Dec. 18	BOSTON	37-21	W	22,352
Jan. 1	LOS ANGELES	24-16	W	32,183

	TITANS	OPP
Total First Downs	262	282
Rushing	83	90
Passing	153	164
Penalty	26	28
3rd Down: Made/Att	--	--
4th Down: Made/Att	--	--
Possession Avg.	--	--
Total Net Yards	4936	--
Avg. Per Game	352.6	--
Total Plays	930	--
Avg. Per Play	5.3	--
Net Yards Rushing	1733	--
Avg. Per Game	123.8	--
Total Rushes	452	--
Net Yards Passing	3203	--
Avg. Per Game	228.8	--
Sacked/Yards Lost	22/168	--
Gross Yards	3371	--
Att./Comp.	456/218	--
Completion Pct.	47.8	--
Had Intercepted	28	--
Punts/Average	72/35.8	--
Net Punting Avg.	72/35.8	--
Penalties/Yards	75/750	--
Fumbles/Ball Lost	36/17	--
Touchdowns	48	--
Rushing	15	--
Passing	31	--
Returns	2	--

BY PERIODS	1	2	3	4	OT	PTS
Oilers	93	106	91	89	0	379
Opponents	64	94	72	55	0	285

SCORING	TD	RU	PA	RT	PAT	FG	S	TP
Blanda	4	4	0	0	46/47	15/33	0	115
Groman	12	0	12	0	0	0	0	72
Cannon	7	1	5	1	0	0	0	42
Smith	7	5	2	0	0	0	0	42
Hennigan	6	0	6	0	0	0	0	36
Carson	4	0	4	0	0	0	0	24
Tolar	3	3	0	0	0	0	0	18
Cline	2	2	0	0	0	0	0	12
Atchason LG	1	0	1	0	0	0	0	6
Atchason TM	1	0	1	0	0	0	0	6
Hall	1	0	0	1	0	0	0	6
Witcher	1	0	1	0	0	0	0	6
Oilers	48	15	31	2	46/47	15/33	0	379
Opponents	36	6	28	2	0/0	0/0	0	285

2-Pt Conversions: Oilers 0-0, Opponents 0-0

RUSHING	No	Yds	Avg	Lg	TD
Cannon	152	644	4.2	39	1
Smith	154	643	4.2	65	5
Tolar	54	179	3.3	40t	3
Hall	30	118	3.9	16	0
Cline	37	105	2.8	19	2
Blanda	16	16	1.0	9	4
Talamini	0	14	--	14	0
Lee	6	11	1.8	10	0
Milstead	3	3	1.0	7	0
Oilers	452	1733	3.8	65	15

PASSING	Att	Cmp	Pct	Yards	Yds/Att	TD	Int	Lg	Sk/Yds	Rating
Blanda	363	169	46.6	2413	6.65	24	22	75	0/0	65.4
Lee	77	41	53.2	842	10.94	5	6	92t	0/0	81.2
Milstead	7	4	57.1	43	6.14	0	0	30	0/0	75.3
Smith	5	3	60.0	70	14.00	1	0	31	0/0	143.8
Cannon	3	0	0.0	0	0.00	0	0	0	0/0	39.6
Groman	1	1	100.0	3	3.00	1	0	3t	0/0	118.8
Oilers	456	218	47.8	3371	7.39	31	28	92t	22/168	69.8

RECEIVING	No	Yds	Avg	Lg	TD
Groman	72	1473	20.5	92t	12
Carson	45	604	13.4	47	4
Hennigan	44	722	16.4	73t	6
Smith	22	216	9.8	40t	2
Cannon	15	187	12.5	53t	5
Tolar	7	71	10.1	21	0
Atchason LG	5	48	9.6	14	1
Atchason TM	3	26	8.7	12	1
Witcher	4	34	8.5	13	1
Cline	4	15	3.8	10	0
J. White	1	18	18.0	18	0
Norton	1	5	5.0	5	0
Oilers	218	3371	15.5	92t	31

INTERCEPTIONS	No	Yds	Avg	Lg	TD
Johnston	4	42	10.5	33	0
Morris	4	32	8.0	26	0
Spence	4	5	1.3	5	0
Gordon	3	45	15.0	20	0
Banfield	3	22	7.3	22	0
Dukes	2	34	17.0	29	0
Kendall	2	10	5.0	10	0
Allen	1	0	0.0	0	0
Norton	1	0	0.0	0	0
Witcher	1	0	0.0	0	0
Oilers	25	190	7.6	33	0

PUNTING	No	Yds	Avg	Net	TB	In	Lg	B
Milstead	66	2365	35.8	35.8	0	0	54	0
Hall	6	210	35.0	35.0	0	0	41	0
Oilers	72	2575	35.8	35.8	0	0	54	0

PUNT RETURNS	No	FC	Yds	Avg	Lg	TD
Hall	6	0	72	12.0	26	0
Tolar	5	0	40	8.0	15	0
Cannon	4	0	96	24.0	51	0
Oilers	15	0	208	13.9	51	0

KICKOFF RETURNS	No	Yds	Avg	Lg	TD
Hall	19	594	31.3	104t	1
Tolar	13	249	19.2	35	0
Cannon	8	266	33.3	88t	1
Dukes	4	58	14.5	20	0
Cline	3	42	14.0	16	0
Jamison	1	5	5.0	5	0
J. White	0	11	--	11	0
Oilers	48	1225	25.5	104t	2

FIELD GOALS	1-19	20-29	30-39	40-49	50+
Oilers	6/14	3/5	3/5	1/6	2/3

Blanda: (18G,) (13G) (36G, 17N, 10G, 28N) (N, N, N, N, 22G, 36G) (19G, 40N, 23G, 47N) (N) (50G) (45N, 44G, 40N) (52N) (40N) (35N, 20N, 32N, 16G) (18N) (53G) (32G, 26G, 10G)

Opponents: records not available

SACKS

records not available

TACKLES (Solo-Assists-Total)

records not available

USUAL STARTING LINEUP

OFFENSE

WR	Bill Groman (89)
LT	Al Jamison (70)
LG	Bob Talamini (61)
C	George Belotti (57)
	Hugh Pitts (53)
RG	Hogan Wharton (63)
RT	Rich Michael (77)
TE	John Carson (82)
	John White (86)
WR	Charlie Hennigan (87)
QB	George Blanda (16)
RB	Billy Cannon (20)
FB	Dave Smith (32)

DEFENSE

LE	Dalva Allen (80)
LT	Orville Trask (79)
RT	Jerry Helluin (72)
	George Shirkey (74)
RE	Don Floyd (75)
LLB	Doug Cline (31)
MLB	Dennit Morris (50)
RLB	Mike Dukes (30)
LCB	Jim Norton (43)
RCB	Mark Johnston (41)
SS	Bobby Gordon (47)
	Charles Kendall (34)
FS	Julian Spence (24)

SPECIALISTS

K	George Blanda (16)
P	Charles Milstead (12)

All-AFL

GM: (none); Head Coach: Lou Rymkus

Asst. Coaches: Wally Lemm, Walt Schlinkman, Mac Speedie, Fred Wallner

AMERICAN FOOTBALL LEAGUE STANDINGS

EASTERN DIVISION	W	L	T	Pct
Houston	10	4	0	.714
N.Y. Titans	7	7	0	.500
Buffalo	5	8	1	.385
Boston	5	9	0	.357

WESTERN DIVISION	W	L	T	Pct
L.A. Chargers	10	4	0	.714
Dallas Texans	8	6	0	.571
Oakland	6	8	0	.429
Denver	4	9	1	.308

AFL CHAMPIONSHIP

HOUSTON 24, L.A. Chargers 16



ALL-TIME PRESEASON SUMMARY

OPPONENT	WON	LOST	TIED
Titans vs. Arizona	5	3	0
Titans vs. Atlanta	6	5	0
Titans vs. Baltimore	0	1	0
Titans vs. Buffalo	10	3	0
Titans vs. Carolina	1	2	0
Titans vs. Chicago	8	7	0
Titans vs. Cincinnati	1	1	0
Titans vs. Cleveland	2	1	0
Titans vs. Dallas	13	21	0
Titans vs. Denver	5	5	0
Titans vs. Detroit	2	3	0

OPPONENT	WON	LOST	TIED
Titans vs. Green Bay	8	4	0
Titans vs. Indianapolis	2	5	0
Titans vs. Kansas City	3	12	0
Titans vs. Las Vegas	6	5	0
Titans vs. L.A. Chargers	3	7	0
Titans vs. L.A. Rams	8	4	0
Titans vs. Miami	2	1	0
Titans vs. Minnesota	3	7	0
Titans vs. New England	7	1	0
Titans vs. New Orleans	15	15	1
Titans vs. N.Y. Giants	2	3	0

OPPONENT	WON	LOST	TIED
Titans vs. N.Y. Jets	8	7	0
Titans vs. Philadelphia	4	3	0
Titans vs. Pittsburgh	0	2	0
Titans vs. San Francisco	2	1	0
Titans vs. Seattle	1	3	0
Titans vs. Tampa Bay	5	7	0
Titans vs. Washington	3	5	0
TOTALS:	135	144	1

YEAR-BY-YEAR PRESEASON RESULTS

1960 (2-3)

SITE	OPPONENT	OILERS	OPP
Tulsa, Okla.	Dallas	10	27
Los Angeles	Los Angeles	13	22
Houston	Denver	42	3
Mobile, Ala.	N.Y. Titans	30	14
Dallas	Dallas	3	24

1961 (3-2)

SITE	OPPONENT	OILERS	OPP
San Diego	San Diego	14	27
Honolulu, Hawaii	Oakland	35	17
Honolulu, Hawaii	San Diego	28	42
Greenville, S.C.	N.Y. Titans	30	20
Mobile, Ala.	Denver	42	20

1962 (4-1)

SITE	OPPONENT	OILERS	OPP
Houston	N.Y. Titans	33	27
Atlanta	Denver	33	17
New Orleans	Boston	20	10
Mobile, Ala.	Buffalo	14	21
Miami	Dallas	34	31

1963 (3-2)

SITE	OPPONENT	OILERS	OPP
Denver	Denver	10	27
Shreveport, La.	N.Y. Jets	17	0
Lowell, Mass.	Boston	21	20
Houston	San Diego	3	21
Wichita, Kan.	Kansas City	23	17

1964 (1-4)

SITE	OPPONENT	OILERS	OPP
Boston	Boston	38	7
Little Rock, Ark.	San Diego	36	44
Houston	Denver	20	32
Las Vegas, Nev.	Oakland	20	34
Houston	Kansas City	17	27

1965 (5-0)

SITE	OPPONENT	OILERS	OPP
Alexandria, Va.	N.Y. Jets	21	16
Buffalo	Buffalo	29	7
Houston	Boston	27	6
San Antonio, Texas	Denver	25	3
Little Rock, Ark.	San Diego	13	10

1966 (1-3)

SITE	OPPONENT	OILERS	OPP
Houston	Oakland	26	17
Birmingham, Ala.	N.Y. Jets	10	16
Little Rock, Ark.	Buffalo	16	2
Kansas City	Kansas City	20	31

1967 (0-4)

SITE	OPPONENT	OILERS	OPP
Houston	Kansas City	9	34
Oakland	Oakland	7	24
Charlotte, N.C.	N.Y. Jets	7	13
Houston	Dallas	17	30

1968 (4-1)

SITE	OPPONENT	OILERS	OPP
Houston	Washington	9	3
Houston	N.Y. Jets	28	14
Houston	New Orleans	24	23
Tulsa, Okla.	Buffalo	37	7
Houston	Dallas	19	33

1969 (3-2)

SITE	OPPONENT	OILERS	OPP
Houston	Buffalo	24	7
Houston	Baltimore	29	33
Houston	Chicago	19	17
Houston	Dallas	11	14
New Orleans	New Orleans	30	14

1970 (2-4)

SITE	OPPONENT	OILERS	OPP
Houston	Chicago	13	23
Houston	New Orleans	10	19
Houston	Minnesota	7	14
Houston	Dallas	37	21
Los Angeles	Los Angeles	3	20
Miami	Philadelphia	27	7

1971 (4-3)

SITE	OPPONENT	OILERS	OPP
Canton, Ohio	Los Angeles	6	17
Houston	N.Y. Giants	35	6
St. Louis	St. Louis	14	16
Houston	Philadelphia	21	17
Houston	Dallas	20	28
Houston	Chicago	37	17
New Orleans	New Orleans	24	17

1972 (2-3-1)

SITE	OPPONENT	OILERS	OPP
Dallas	Dallas	24	25
Chicago	Chicago	17	20
Houston	Green Bay	20	3
Houston	St. Louis	33	24
Minnesota	Minnesota	14	26
Houston	New Orleans	14	14

1973 (2-4)

SITE	OPPONENT	OILERS	OPP
Houston	N.Y. Jets	13	16
Houston	Chicago	7	34
Green Bay	Green Bay	14	33
Houston	Dallas	27	24
Houston	Baltimore	20	9
New Orleans	New Orleans	10	16

1974 (3-3)

SITE	OPPONENT	OILERS	OPP
Houston	N.Y. Giants	16	7
Washington	Washington	48	3
Dallas	Dallas	13	19
Houston	Atlanta	6	10
Houston	Chicago	37	20
Houston	New Orleans	16	24

1975 (3-3)

SITE	OPPONENT	OILERS	OPP
New Orleans	New Orleans	13	7
Houston	Washington	24	13
Denver	Denver	21	27
Houston	Dallas	14	17
Houston	Baltimore	21	26
Chicago	Chicago	24	13

1976 (0-6)

SITE	OPPONENT	OILERS	OPP
Kansas City	Kansas City (OT)	3	9
Houston	New Orleans	10	13
Houston	N.Y. Giants	14	30
Houston	N.Y. Jets	24	27
Houston	Miami	6	10
Dallas	Dallas (OT)	20	26

1977 (2-4)

SITE	OPPONENT	OILERS	OPP
Oakland	Oakland	0	40
Houston	Baltimore	7	14
Houston	Chicago	10	14
Houston	San Francisco	17	3
Houston	Dallas	23	14
New Orleans	New Orleans	16	20

1978 (1-3)

SITE	OPPONENT	OILERS	OPP
Houston	Denver	12	17
Houston	Philadelphia	10	28
Dallas	Dallas	27	13
Houston	New Orleans	3	17



PRESEASON RESULTS

1979 (1-3)

SITE	OPPONENT	OILERS	OPP
Houston	N.Y. Jets	14	21
Houston	St. Louis	9	7
Dallas	Dallas	13	16
New Orleans	New Orleans	7	10

1980 (2-2)

SITE	OPPONENT	OILERS	OPP
Houston	Tampa Bay	7	21
Houston	New Orleans	20	17
Dallas	Dallas	13	20
Houston	Buffalo	24	7

1981 (1-3)

SITE	OPPONENT	OILERS	OPP
Houston	Philadelphia	13	10
New Orleans	New Orleans	7	27
Tampa Bay	Tampa Bay	17	27
Dallas	Dallas	20	28

1982 (2-2)

SITE	OPPONENT	OILERS	OPP
Houston	New Orleans	22	20
Houston	N.Y. Jets	16	33
Houston	Tampa Bay	21	6
Dallas	Dallas	14	20

1983 (0-4)

SITE	OPPONENT	OILERS	OPP
Houston	Baltimore	0	15
Houston	Tampa Bay	17	23
New Orleans	New Orleans	13	20
Dallas	Dallas	31	34

1984 (1-3)

SITE	OPPONENT	OILERS	OPP
Tampa Bay	Tampa Bay	17	30
Houston	N.Y. Jets	36	17
Houston	New Orleans	19	31
Dallas	Dallas	24	31

1985 (1-4)

SITE	OPPONENT	OILERS	OPP
Canton, Ohio	N.Y. Giants	20	21
Los Angeles	L.A. Rams	3	7
New Orleans	New Orleans	23	20
Houston	Kansas City	19	24
Dallas	Dallas	10	20

1986 (4-0)

SITE	OPPONENT	OILERS	OPP
Los Angeles	L.A. Rams	17	14
Houston	Buffalo	23	20
Houston	New Orleans	24	13
Dallas	Dallas	17	14

1987 (2-2)

SITE	OPPONENT	OILERS	OPP
Houston	Kansas City	20	32
New Orleans	New Orleans	16	13
Indianapolis	Indianapolis	6	17
Dallas	Dallas	18	13

1988 (4-0)

SITE	OPPONENT	OILERS	OPP
Houston	Buffalo	13	9
Memphis, Tenn.	New England	27	14
Los Angeles	L.A. Rams	20	17
Dallas	Dallas	54	10

1989 (2-2)

SITE	OPPONENT	OILERS	OPP
Tampa Bay	Tampa Bay	23	41
Jacksonville, Fla.	Miami	26	10
Oakland	L.A. Raiders	23	21
Dallas	Dallas	28	30

1990 (1-3)

SITE	OPPONENT	OILERS	OPP
Houston	Detroit	10	34
Houston	N.Y. Giants	10	13
Minnesota	Minnesota	21	22
Dallas	Dallas	27	6

1991 (2-2)

SITE	OPPONENT	OILERS	OPP
San Diego	San Diego	29	31
Houston	Atlanta	7	36
Houston	Dallas	30	20
Memphis, Tenn.	L.A. Rams	16	13

1992 (4-1)

SITE	OPPONENT	OILERS	OPP
Tokyo, Japan	Dallas	34	23
Detroit	Detroit	17	7
Dallas	Dallas	17	16
New Orleans	New Orleans	33	3
Los Angeles	L.A. Raiders	26	30

1993 (1-3)

SITE	OPPONENT	OILERS	OPP
San Antonio, Texas	New Orleans	28	37
Houston	Detroit	20	24
San Antonio, Texas	Dallas	23	20
Houston	Seattle	10	20

1994 (2-3)

SITE	OPPONENT	OILERS	OPP
Kansas City	Kansas City	17	24
San Antonio, Texas	San Diego	31	3
Mexico City, Mexico	Dallas	6	0
San Antonio, Texas	Buffalo	16	18
Houston	L.A. Raiders	23	24

1995 (0-3)

SITE	OPPONENT	OILERS	OPP
Houston	Arizona	13	16
Knoxville, Tenn.	Washington (OT)	13	16
Houston	San Diego	canceled	
San Antonio, Texas	Dallas	0	10

1996 (2-2)

SITE	OPPONENT	OILERS	OPP
Jackson, Miss.	N.Y. Jets	31	13
Houston	Indianapolis	16	12
Houston	Detroit	23	34
Orlando, Fla.	Dallas	19	24

1997 (0-4)

SITE	OPPONENT	OILERS	OPP
Memphis, Tenn.	New Orleans	12	21
Nashville	Washington	12	18
Nashville	San Diego	7	21
Dallas	Dallas	10	34

1998 (3-1)

SITE	OPPONENT	OILERS	OPP
Atlanta	Atlanta	31	16
Nashville	Washington	24	27
New Orleans	New Orleans	26	24
Nashville	Denver	16	13

1999 (1-3)

SITE	OPPONENT	TITANS	OPP
Kansas City	Kansas City	20	22
Phoenix	Arizona	17	27
Nashville	Atlanta	17	3
Nashville	New Orleans	11	12

2000 (3-1)

SITE	OPPONENT	TITANS	OPP
Nashville	Kansas City	14	10
Nashville	St. Louis	30	3
Philadelphia	Philadelphia	32	34
Chicago	Chicago	34	28

2001 (3-1)

SITE	OPPONENT	TITANS	OPP
Nashville	Chicago	27	24
St. Louis	St. Louis	23	10
Nashville	Philadelphia	14	20
Detroit	Detroit	28	25

2002 (2-2)

SITE	OPPONENT	TITANS	OPP
Nashville	St. Louis	28	26
Nashville	Oakland	24	14
Minnesota	Minnesota	10	14
Green Bay	Green Bay	20	21

2003 (4-0)

SITE	OPPONENT	TITANS	OPP
Nashville	Cleveland	10	6
Nashville	Buffalo	37	24
Cincinnati	Cincinnati	23	15
Green Bay	Green Bay	27	3

2004 (3-1)

SITE	OPPONENT	TITANS	OPP
Nashville	Cleveland	24	3
Buffalo	Buffalo	16	15
Dallas	Dallas	17	20
Nashville	Green Bay	27	7

2005 (1-3)

SITE	OPPONENT	TITANS	OPP
Nashville	Tampa Bay (OT)	10	17
Atlanta	Atlanta	24	21
San Francisco	San Francisco (OT)	13	16
Nashville	Green Bay	17	21

2006 (1-3)

SITE	OPPONENT	TITANS	OPP
Nashville	New Orleans	16	19
Denver	Denver	10	35
Nashville	Atlanta	6	20
Green Bay	Green Bay	35	21

2007 (3-1)

SITE	OPPONENT	TITANS	OPP
Nashville	Washington	6	14
New England	New England	27	24
Buffalo	Buffalo	28	17
Nashville	Green Bay	30	14

2008 (3-1)

SITE	OPPONENT	TITANS	OPP
Nashville	St. Louis	34	13
Nashville	Oakland	17	16
Atlanta	Atlanta	3	17
Green Bay	Green Bay	23	21



PRESEASON RESULTS

2009 (3-2)

SITE	OPPONENT	TITANS	OPP
Canton, Ohio	Buffalo	21	18
Nashville	Tampa Bay	27	20
Dallas	Dallas	10	30
Cleveland	Cleveland	17	23
Nashville	Green Bay	27	13

2010 (2-2)

SITE	OPPONENT	TITANS	OPP
Seattle	Seattle	18	20
Nashville	Arizona	24	10
Carolina	Carolina	7	15
Nashville	New Orleans	27	24

2011 (3-1)

SITE	OPPONENT	TITANS	OPP
Nashville	Minnesota	14	13
St. Louis	St. Louis	16	17
Nashville	Chicago	14	13
New Orleans	New Orleans	32	9

2012 (3-1)

SITE	OPPONENT	TITANS	OPP
Seattle	Seattle	17	27
Tampa Bay	Tampa Bay	30	7
Nashville	Arizona	32	27
Nashville	New Orleans	10	6

2013 (1-3)

SITE	OPPONENT	TITANS	OPP
Nashville	Washington	21	22
Cincinnati	Cincinnati	19	27
Nashville	Atlanta	27	16
Minnesota	Minnesota	23	24

2014 (2-2)

SITE	OPPONENT	TITANS	OPP
Nashville	Green Bay	20	16
New Orleans	New Orleans	24	31
Atlanta	Atlanta	24	17
Nashville	Minnesota	3	19

2015 (2-2)

SITE	OPPONENT	TITANS	OPP
Atlanta	Atlanta	24	31
Nashville	St. Louis	27	14
Kansas City	Kansas City	10	34
Nashville	Minnesota	24	17

2016 (3-1)

SITE	OPPONENT	TITANS	OPP
Nashville	San Diego	27	10
Nashville	Carolina	16	26
Oakland	Oakland	27	14
Miami	Miami	21	10

2017 (1-3)

SITE	OPPONENT	TITANS	OPP
East Rutherford	N.Y. Jets	3	7
Nashville	Carolina	34	27
Nashville	Chicago	7	19
Kansas City	Kansas City	6	30

2018 (0-4)

SITE	OPPONENT	TITANS	OPP
Green Bay	Green Bay	17	31
Nashville	Tampa Bay	14	30
Pittsburgh	Pittsburgh	6	16
Nashville	Minnesota	3	13

2019 (2-2)

SITE	OPPONENT	TITANS	OPP
Philadelphia	Philadelphia	27	10
Nashville	New England	17	22
Nashville	Pittsburgh	6	18
Chicago	Chicago	19	15

2020 (0-0)

SITE	OPPONENT	TITANS	OPP
------	----------	--------	-----

No Preseason because of COVID-19 pandemic

2021 (2-1)

SITE	OPPONENT	TITANS	OPP
Atlanta	Atlanta	23	3
Tampa Bay	Tampa Bay	34	3
Nashville	Chicago	24	27

2022 (2-1)

SITE	OPPONENT	TITANS	OPP
Baltimore	Baltimore	10	23
Nashville	Tampa Bay	13	3
Nashville	Arizona	26	23

2023 (2-1)

SITE	OPPONENT	TITANS	OPP
Chicago	Chicago	17	23
Minnesota	Minnesota	24	16
Nashville	New England	23	7

2024 (3-0)

SITE	OPPONENT	TITANS	OPP
Nashville	San Francisco	17	13
Nashville	Seattle	16	15
New Orleans	New Orleans	30	27



Tony Pollard in a preseason game against San Francisco 49ers in 2024.

TITANS VS. THE NFL

All-time regular season and playoff records versus 31 current NFL opponents

OPPONENT	FIRST MEETING	REGULAR SEASON			POSTSEASON			COMBINED			STREAK	LAST TIME
		HOME	AWAY	TOTAL	HOME	AWAY	TOTAL	HOME	AWAY	TOTAL		
Arizona Cardinals	1970	2-5-0	2-3-0	4-8-0	0-0	0-0	0-0	2-5-0	2-3-0	4-8-0	L3	9/12/21 at Ten, L 13-38
Atlanta Falcons	1972	6-2-0	3-5-0	9-7-0	0-0	0-0	0-0	6-2-0	3-5-0	9-7-0	W2	10/29/23 at Ten, W 28-23
Baltimore Ravens	1996	6-6-0^	5-5-0	11-11-0	0-3	2-0	2-3	6-9-0	7-5-0	13-14-0	L2	10/15/23 at Ten, L 16-24
Buffalo Bills	1960	15-8-0	14-11-0	29-19-0	1-0	0-2	1-2	16-8-0	14-13-0	30-21-0	L2	10/20/24 at Buf, L 10-34
Carolina Panthers	1996	2-2-0	2-1-0	4-3-0	0-0	0-0	0-0	2-2-0	2-1-0	4-3-0	W1	11/26/23 at Ten, W 17-10
Chicago Bears	1973	3-4-0	4-3-0	7-7-0	0-0	0-0	0-0	3-4-0	4-3-0	7-7-0	L1	9/8/24 at Chi, L 17-24
Cincinnati Bengals	1968	24-15-1	17-21-0	41-36-1	0-1	0-1	0-2	24-16-1	17-22-0	41-38-1	L1	12/15/24 at Ten, L 27-37
Cleveland Browns	1970	14-20-0	17-17-0	31-37-0	0-0	1-0	1-0	14-20-0	18-17-0	32-37-0	L2	9/24/23 at Cle, L 3-27
Dallas Cowboys	1970	2-6-0	5-3-0	7-9-0	0-0	0-0	0-0	2-6-0	5-3-0	7-9-0	L1	12/29/22 at Ten, L 13-27
Denver Broncos	1960	16-6-0	8-10-1	24-16-1	1-0	0-2	1-2	17-6-0	8-12-1	25-18-1	W2	11/13/22 at Ten, W 17-10
Detroit Lions	1971	6-2-0	4-2-0	10-4-0	0-0	0-0	0-0	6-2-0	4-2-0	10-4-0	L1	10/27/24 at Det, L 14-52
Green Bay Packers	1972	3-4-0	5-3-0	8-7-0	0-0	0-0	0-0	3-4-0	5-3-0	8-7-0	L1	9/22/24 at Ten, L 14-30
Houston Texans	2002	12-11-0	12-11-0	24-22-0	0-0	0-0	0-0	12-11-0	12-11-0	24-22-0	L1	1/5/25 at Ten, L 14-23
Indianapolis Colts	1970	10-18-0	11-21-0	21-39-0	0-0	1-0	1-0	10-18-0	12-21-0	22-39-0	L4	12/22/24 at Ind, L 30-38
Jacksonville Jaguars	1995	19-11-0	15-15-0	34-25-0	0-0	1-0	1-0	19-11-0	16-15-0	35-25-0	L2	12/29/24 at Jax, L 13-20
Kansas City Chiefs	1960	14-10-0	10-18-0	24-28-0	0-2	1-1	1-3	14-12-0	11-19-0	25-31-0	L1	11/6/22 at KC, L 17-20 (OT)
Las Vegas Raiders	1960	15-14-0	7-12-0	22-26-0	0-0	0-4	0-4	15-14-0	7-16-0	22-30-0	W2	9/25/22 at Ten, W 24-22
Los Angeles Chargers	1960	13-9-0	3-20-1^	16-29-1	1-0	2-1	3-1	14-9-0	5-21-1	19-30-1	L1	11/10/24 at LAC, L 17-27
Los Angeles Rams	1973	3-4-0	3-3-0	6-7-0	0-0	0-0	0-1*	3-4-0	3-3-0	6-8-0*	W1	11/7/21 at LAR, W 28-16
Miami Dolphins	1966	9-8-0	10-13-0	19-21-0	0-0	1-0	1-0	9-8-0	11-13-0	20-21-0	W3	9/30/24 at Mia, W 31-12
Minnesota Vikings	1974	3-3-0	2-7-0	5-10-0	0-0	0-0	0-0	3-3-0	2-7-0	5-10-0	L1	11/17/24 at Ten, L 13-23
New England Patriots	1960	12-7-0	5-17-1	17-24-1	0-0	2-2	2-2	12-7-0	7-19-1	19-26-1	W1	11/3/24 at Ten, W 20-17 (OT)
New Orleans Saints	1971	3-4-1	6-3-0	9-7-1	0-0	0-0	0-0	3-4-1	6-3-0	9-7-1	L1	9/10/23 at NO, L 15-16
New York Giants	1973	3-4-0	3-3-0	6-7-0	0-0	0-0	0-0	3-4-0	3-3-0	6-7-0	L1	9/11/22 at Ten, L 20-21
New York Jets	1960	18-8-0	6-14-1	24-21-1	1-0	0-0	1-0	19-8-0	6-13-1	25-21-1	L2	9/15/24 at Ten, L 17-24
Philadelphia Eagles	1972	3-3-0	2-5-0	5-8-0	0-0	0-0	0-0	3-3-0	2-5-0	5-8-0	L1	12/4/22 at Phi, L 10-35
Pittsburgh Steelers	1970	19-19-0	12-27-0	31-46-0	1-1	0-2	1-3	20-20-0	12-29-0	32-49-0	L5	11/2/23 at Pit, L 16-20
San Francisco 49ers	1970	3-5-0	3-4-0	6-9-0	0-0	0-0	0-0	3-5-0	3-4-0	6-9-0	W1	12/23/21 at Ten, W 20-17
Seattle Seahawks	1977	4-4-0	3-7-0	7-11-0	1-0	0-0	1-0	5-4-0	3-7-0	8-11-0	L1	12/24/23 at Ten, L 17-20
Tampa Bay Buccaneers	1976	8-0-0	2-3-0	10-3-0	0-0	0-0	0-0	8-0-0	2-3-0	10-3-0	L1	11/12/23 at TB, L 6-20
Washington Commanders	1971	4-2-0	4-5-0	8-7-0	0-0	0-0	0-0	4-2-0	4-5-0	8-7-0	L1	12/1/24 at Was, L 19-42

* Series vs. Los Angeles Rams includes Super Bowl XXXIV loss in Atlanta, Ga.

^ Series vs. Los Angeles Chargers includes a 2018 road loss in London, U.K.

^ Series vs. Baltimore Ravens includes a 2023 home loss in London, U.K.

Notes: The Cardinals were previously the Phoenix Cardinals (1988-93), St. Louis Cardinals (1960-87) and Chicago Cardinals (1920-59). The Bears were previously the Decatur Staleys (1920) and Chicago Staleys (1921). The Browns did not play from 1996-98 and rejoined league as expansion team in 1999. The Colts were previously the Baltimore Colts (1953-83). The Chiefs were previously the Dallas Texans (1960-62). The Patriots were previously the Boston Patriots (1960-70). The Jets were previously the New York Titans (1960-62). The Raiders were previously the Oakland Raiders (1960-81 and 1995-2019) and the Los Angeles Raiders (1982-94). The Rams were previously the Cleveland Rams (1937-42, 1944-45) and the St. Louis Rams (1995-2015).



TEAM-BY-TEAM RESULTS

Oilers/Titans Home Stadium Dates

1960-64: Jeppesen Stadium, Houston
 1965-67: Rice Stadium, Houston
 1968-96: Astrodome, Houston
 1997: Liberty Bowl, Memphis
 1998: Vanderbilt Stadium, Nashville
 1999-Present: Nissan Stadium, Nashville

Abbreviations

AFL Champ - AFL Championship game
 AFL Div - AFL Divisional playoff game
 WC - first round playoff game (Wild Card)
 Div - Divisional playoff game
 Champ - AFC Championship game
 SB - Super Bowl XXXIV



vs. ARIZONA CARDINALS

Regular Season: 4-8 (Home 2-5, Away 2-3) • Playoffs: 0-0

Date	Site	W/L	Score
11-1-70	St.L	L	0-44
10-20-74	Hou	L	27-31
10-7-79	Hou	L	17-24
10-27-85	St.L	W	20-10
11-20-88	Hou	W	38-20
12-4-94	Hou	L	12-30
10-26-97	Ariz	W	41-14
10-23-05	Ariz	L	10-20

Date	Site	W/L	Score
11-29-09	Tenn	W	20-17
12-15-13	Tenn	L	34-37 OT
12-10-17	Ariz	L	7-12
9-12-21	Tenn	L	13-38

Points: Titans 239, Cardinals 297
Longest Win Streak: 2 (1985-88)
Longest Losing Streak: 3 (Twice, last 2013-21)
At Nissan Stadium: 1-2
At Univ. of Phoenix Stadium: 0-1



vs. ATLANTA FALCONS

Regular Season: 9-7 (Home 6-2, Away 3-5) • Playoffs: 0-0

Date	Site	W/L	Score
12-3-72	Atl	L	10-20
11-28-76	Hou	W	20-14
9-3-78	Atl	L	14-20
11-29-81	Hou	L	27-31
9-23-84	Atl	L	10-42
10-25-87	Hou	W	37-33

Date	Site	W/L	Score
9-9-90	Atl	L	27-47
12-5-93	Hou	W	33-17
10-13-96	Atl	W	23-13
12-19-99	Tenn	W	30-17
11-23-03	Atl	W	38-31
10-7-07	Tenn	W	20-13

Date	Site	W/L	Score
11-20-11	Atl	L	17-23
10-25-15	Tenn	L	7-10
9-29-19	Atl	W	24-10
10-29-23	Tenn	W	28-23

Points: Titans 365, Falcons 364
Longest Win Streak: 5 (1993-2007)
Longest Losing Streak: 3 (1978-84)
At Nissan Stadium: 3-1
At Georgia Dome: 2-1
At Mercedes-Benz Stadium: 1-0



vs. BALTIMORE RAVENS

Regular Season: 11-11 (Home 6-6, Away 5-5) • Playoffs: 2-3 (Home 0-3, Away 2-0)

Date	Site	W/L	Score
9-15-96	Hou	W	29-13
12-22-96	Balt	W	24-21 OT
9-21-97	Tenn	L	10-36
12-14-97	Balt	L	19-21
10-11-98	Balt	W	12-8
12-6-98	Tenn	W	16-14
10-10-99	Tenn	W	14-11
12-5-99	Balt	L	14-41
10-22-00	Balt	W	14-6

Date	Site	W/L	Score
11-12-00	Tenn	L	23-24
1-7-01	Tenn	L	10-24 (Div)
10-7-01	Balt	L	7-26
11-12-01	Tenn	L	10-16
11-24-02	Balt	L	12-13
1-3-04	Balt	W	20-17 (WC)
9-18-05	Tenn	W	25-10
11-12-06	Tenn	L	26-27
10-05-08	Balt	W	13-10

Date	Site	W/L	Score
1-10-09	Tenn	L	10-13 (Div)
9-18-11	Tenn	W	26-13
11-9-14	Balt	L	7-21
11-5-17	Tenn	W	23-20
10-14-18	Tenn	L	0-21
1-11-20	Balt	W	28-12 (Div)
11-22-20	Balt	W	30-24 OT
1-10-21	Tenn	L	13-20 (WC)
10-15-23	Tenn*	L	16-24

Points: Titans 435, Ravens 482
Longest Win Streak: 3 (1998-99)
Longest Losing Streak: 5 (2000-02)
At Nissan Stadium: 4-7
At M&T Bank Stadium: 6-4
***At Tottenham Hot Spur Stadium:** 0-1
Series Sweeps: Titans (1996, 98); Ravens (1997, 2001)



vs. BUFFALO BILLS

Regular Season: 29-19 (Home 15-8, Away 14-11) • Playoffs: 1-2 (Home 1-0, Away 0-2)

Date	Site	W/L	Score
10-30-60	Buf	L	24-25
12-11-60	Hou	W	31-23
10-8-61	Hou	L	12-22
10-29-61	Buf	W	28-16
9-9-62	Buf	W	28-23
10-7-62	Hou	W	17-14
9-28-63	Buf	W	31-20
10-20-63	Hou	W	28-14
10-11-64	Hou	L	17-48
11-1-64	Buf	L	10-24
10-31-65	Buf	W	19-17
12-5-65	Hou	L	18-29
9-25-66	Buf	L	20-27
11-20-66	Hou	L	20-42
9-17-67	Buf	W	20-3
10-29-67	Hou	W	10-3

Date	Site	W/L	Score
10-27-68	Buf	W	30-7
12-7-68	Hou	W	35-6
9-21-69	Buf	W	17-3
10-5-69	Hou	W	28-14
12-12-71	Buf	W	20-14
11-10-74	Buf	W	21-9
9-19-76	Buf	W	13-3
10-15-78	Hou	W	17-10
9-25-83	Buf	L	13-30
11-10-85	Buf	L	0-20
12-21-86	Hou	W	16-7
9-20-87	Buf	L	30-34
1-1-89	Buf	L	10-17 (Div)
9-24-89	Hou	L	41-47 OT
11-26-90	Hou	W	27-24
12-27-92	Hou	W	27-3

Date	Site	W/L	Score
1-3-93	Buf	L	38-41 OT (WC)
10-11-93	Buf	L	7-35
9-18-94	Hou	L	7-15
12-24-95	Buf	W	28-17
11-23-97	Tenn	W	31-14
1-8-00	Tenn	W	22-16 (WC)
9-3-00	Buf	L	13-16
12-14-03	Tenn	W	28-26
12-24-06	Buf	W	30-29
11-15-09	Tenn	W	41-17
12-4-11	Buf	W	23-17
10-21-12	Buf	W	35-34
10-11-15	Tenn	L	13-14
10-7-18	Buf	L	12-13
10-6-19	Tenn	L	7-14
10-13-20	Tenn	W	42-16

Points: Titans 1,106, Bills 1,038
Longest Win Streak: 10 (1967-78)
Longest Losing Streak: 3 (last 2015-19)
At Nissan Stadium: 5-1 overall (1-0 post)
At Ralph Wilson Stadium: 6-7 overall (0-2 postseason)
At New Era Field: 0-1 overall
At Highmark Stadium: 0-2 overall
Series Sweeps: Titans (1962, 63, 67, 68, 69); Bills (1964, 66)



vs. CAROLINA PANTHERS

Regular Season: 4-3 (Home 2-2, Away 2-1) • Playoffs: 0-0

Date	Site	W/L	Score
11-24-96	Hou	L	6-31
10-19-03	Car	W	37-17
11-4-07	Tenn	W	20-7
11-13-11	Car	W	30-3
11-15-15	Tenn	L	10-27

Date	Site	W/L	Score
11-3-19	Car	L	20-30
11-26-23	Tenn	W	17-10

Total Points: Titans 140, Panthers 125
Longest Win Streak: 3 (2003-11)
Longest Losing Streak: 2 (2015-19)
At Nissan Stadium: 2-1
At Bank of America Stadium: 2-1





vs. CHICAGO BEARS

Regular Season: 7-7 (Home 3-4, Away 4-3) • Playoffs: 0-0

Date	Site	W/L	Score
10-28-73	Chi	L	14-35
11-6-77	Hou	W	47-0
11-16-80	Chi	W	10-6
10-12-86	Hou	L	7-20
10-15-89	Chi	W	33-28

Date	Site	W/L	Score
12-7-92	Hou	W	24-7
10-22-95	Chi	L	32-35
10-25-98	Tenn	L	20-23
11-14-04	Tenn	L	17-19 OT
11-9-08	Chi	W	21-14

Date	Site	W/L	Score
11-4-12	Tenn	L	20-51
11-27-16	Chi	W	27-21
11-8-20	Tenn	W	24-17
9-8-24	Chi	L	17-24

Total Points: Titans 313, Bears 290
Longest Win Streak: 2 (last 1989-92)
Longest Losing Streak: 3 (1995-04)
At Nissan Stadium: 1-2
At Soldier Field: 4-3



vs. CINCINNATI BENGALS

Regular Season: 41-36-1 (Home 24-15-1, Away 17-21) • Playoffs: 0-2 (Home 0-1, Away 0-1)

Date	Site	W/L	Score
11-3-68	Cin	W	27-17
11-9-69	Hou	T	31-31
10-4-70	Cin	W	20-13
12-13-70	Hou	L	20-30
10-31-71	Hou	W	10-6
11-21-71	Cin	L	13-28
10-29-72	Cin	L	7-30
12-17-72	Hou	L	17-61
9-23-73	Cin	L	10-24
12-16-73	Hou	L	24-27
10-27-74	Cin	W	21-34
11-17-74	Hou	W	20-3
10-5-75	Hou	L	19-21
11-30-75	Cin	L	19-23
10-24-76	Hou	L	7-27
11-14-76	Cin	L	27-31
10-30-77	Cin	L	10-13 OT
12-18-77	Hou	W	21-16
10-29-78	Cin	L	13-28
11-26-78	Hou	W	17-10
9-23-79	Cin	W	30-27 OT
11-18-79	Hou	W	42-21
9-28-80	Cin	W	13-10

Date	Site	W/L	Score
10-26-80	Hou	W	23-3
10-4-81	Hou	W	17-10
11-1-81	Cin	L	21-34
9-12-82	Cin	L	6-27
1-2-83	Hou	L	27-35
11-6-83	Hou	L	14-55
11-20-83	Cin	L	10-38
10-7-84	Cin	L	3-13
10-28-84	Hou	L	13-31
10-20-85	Hou	W	27-44
12-1-85	Cin	L	27-45
10-19-86	Cin	L	28-31
11-9-86	Hou	W	32-28
11-1-87	Cin	W	31-29
12-27-87	Hou	W	21-17
10-23-88	Cin	L	21-44
12-11-88	Hou	W	41-6
11-13-89	Hou	W	26-24
12-17-89	Cin	L	7-61
10-14-90	Hou	W	48-17
12-23-90	Cin	L	20-40
1-6-91	Cin	L	14-41 (WC)
9-8-91	Cin	W	30-7

Date	Site	W/L	Score
10-27-91	Hou	W	35-3
10-11-92	Cin	W	38-24
10-25-92	Hou	W	26-10
10-24-93	Hou	W	28-12
11-14-93	Cin	W	38-3
9-25-94	Hou	W	20-13
11-13-94	Cin	L	31-34
9-24-95	Cin	W	38-28
11-12-95	Hou	L	25-32
10-6-96	Cin	W	30-27 OT
12-15-96	Hou	L	13-21
10-12-97	Tenn	W	30-7
12-4-97	Cin	L	14-41
9-6-98	Cin	W	23-14
10-18-98	Tenn	W	44-14
9-12-99	Tenn	W	36-35
11-14-99	Cin	W	24-14
10-8-00	Cin	W	23-14
12-10-00	Tenn	W	35-3
11-18-01	Cin	W	20-7
1-6-02	Tenn	L	21-23
10-27-02	Cin	W	30-24
10-31-04	Tenn	W	27-20

Date	Site	W/L	Score
10-16-05	Tenn	L	23-31
11-25-07	Cin	L	6-35
9-14-08	Cin	W	24-7
11-6-11	Tenn	L	17-24
9-21-14	Cin	L	7-33
11-12-17	Tenn	W	24-20
11-1-20	Cin	L	20-31
1-22-22	Tenn	L	16-19 (Div)
11-27-22	Tenn	L	16-20
10-1-23	Tenn	W	27-3
12-15-24	Tenn	L	27-37

Total Points: Titans 1,831, Bengals 1,864
Longest Win Streak: 7 (last 1998-01)
Longest Losing Streak: 7 (1981-84)
At Nissan Stadium: 5-6
At Paul Brown Stadium: 4-3
Series Sweeps: Titans (1974, 79, 80, 87, 91, 92, 93, 98, 99, 00); Bengals (1972, 73, 75, 76, 82, 83, 84)



vs. CLEVELAND BROWNS

Regular Season: 31-37 (Home 14-20, Away 17-17) • Playoffs: 1-0 (Home 0-0, Away 1-0)

Date	Site	W/L	Score
11-22-70	Clev	L	14-28
12-7-70	Hou	L	10-21
9-19-71	Clev	L	0-31
11-28-71	Hou	L	24-27
10-22-72	Hou	L	17-23
11-5-72	Clev	L	0-20
10-21-73	Clev	L	13-42
11-11-73	Hou	L	13-23
9-22-74	Clev	L	7-20
12-15-74	Hou	W	24-28
10-12-75	Clev	W	10-40
12-21-75	Hou	W	10-21
11-7-76	Hou	L	7-21
12-5-76	Clev	L	10-13
10-16-77	Hou	L	23-24
12-11-77	Clev	W	15-19
10-1-78	Clev	W	13-16
11-5-78	Hou	W	10-14
9-30-79	Hou	W	31-10
12-2-79	Clev	L	7-14

Date	Site	W/L	Score
9-15-80	Clev	W	7-16
11-30-80	Hou	L	14-17
9-13-81	Clev	W	9-3
12-3-81	Hou	W	17-13
12-26-82	Hou	L	14-20
10-30-83	Clev	L	19-25 OT
12-11-83	Hou	W	27-34
11-25-84	Clev	L	10-27
12-16-84	Hou	L	20-27
10-13-85	Hou	L	6-21
12-15-85	Clev	L	21-28
9-14-86	Hou	L	20-23
11-30-86	Clev	L	10-13 OT
10-11-87	Clev	W	15-10
11-22-87	Hou	L	7-40
11-7-88	Hou	W	24-17
12-18-88	Clev	L	23-28
12-24-88	Clev	W	24-23 (WC)
10-29-89	Clev	L	17-28
12-23-89	Hou	L	20-24

Date	Site	W/L	Score
11-18-90	Clev	W	35-23
12-9-90	Hou	W	58-14
11-17-91	Hou	W	28-24
12-15-91	Clev	W	17-14
11-8-92	Hou	L	14-24
12-20-92	Clev	W	17-14
11-21-93	Clev	W	27-20
12-12-93	Hou	W	19-17
10-13-94	Hou	L	8-11
11-27-94	Clev	L	10-34
9-17-95	Hou	L	7-14
11-5-95	Clev	W	37-10
9-19-99	Tenn	W	26-9
11-28-99	Clev	W	33-21
11-19-00	Tenn	W	24-10
12-17-00	Clev	W	24-0
12-2-01	Clev	W	31-15
12-30-01	Tenn	L	38-41
9-22-02	Tenn	L	28-31 OT
11-6-05	Clev	L	14-20

Date	Site	W/L	Score
12-7-08	Tenn	W	28-9
10-2-11	Clev	W	31-13
10-5-14	Tenn	L	28-29
9-20-15	Clev	L	14-28
10-16-16	Tenn	W	28-26
10-22-17	Clev	W	12-9
9-8-19	Clev	W	43-13
12-6-20	Tenn	L	35-41
9-24-23	Clev	L	3-27

Total Points: Titans 1,371, Browns 1,391
Longest Win Streak: 6 (1995-01)
Longest Losing Streak: 9 (1970-74)
At Nissan Stadium: 4-4
At Cleveland Browns Stadium: 6-3
Series Sweeps: Titans (1975, 78, 81, 90, 91, 93, 99, 00); Browns (1970, 71, 72, 73, 76, 84, 85, 86, 89, 94)



vs. DALLAS COWBOYS

Regular Season: 7-9 (Home 2-6, Away 5-3) • Playoffs: 0-0

Date	Site	W/L	Score
12-20-70	Dal	L	10-52
11-24-74	Hou	L	0-10
11-22-79	Dal	W	30-24
12-13-82	Hou	L	7-37
9-29-85	Hou	L	10-17
11-24-88	Dal	W	25-17
11-10-91	Hou	W	26-23 OT
9-11-94	Dal	L	17-20

Date	Site	W/L	Score
11-27-97	Dal	W	27-14
12-25-00	Tenn	W	31-0
9-15-02	Dal	L	13-21
10-1-06	Tenn	L	14-45
10-10-10	Dal	W	34-27
9-14-14	Tenn	L	10-26
11-5-18	Dal	W	28-14
12-29-22	Tenn	L	13-27

Total Points: Titans 295, Cowboys 374
Longest Win Streak: 2 (last 1997-00)
Longest Losing Streak: 2 (last 2002-06)
At Nissan Stadium: 1-3
At AT&T Stadium: 2-0





vs. DENVER BRONCOS

Regular Season: 24-16-1 (Home 16-6, Away 8-10-1) • Playoffs: 1-2 (Home 1-0, Away 0-2)

Date	Site	W/L	Score
11-6-60	Den	W	45-25
11-20-60	Hou	W	20-10
11-5-61	Den	W	55-13
11-26-61	Hou	W	45-14
10-21-62	Den	L	10-20
12-2-62	Hou	W	34-17
9-14-63	Hou	W	14-20
10-13-63	Den	W	33-24
9-27-64	Den	W	38-17
12-20-64	Hou	W	34-15
10-17-65	Den	L	17-28
11-14-65	Hou	L	21-31
9-3-66	Hou	W	45-7
10-2-66	Den	L	38-40

Date	Site	W/L	Score
10-1-67	Hou	W	10-6
11-12-67	Den	W	20-18
11-17-68	Hou	W	38-17
10-26-69	Hou	W	24-21
11-16-69	Den	T	20-20
11-29-70	Hou	W	31-21
9-17-72	Den	L	17-30
10-14-73	Hou	L	20-48
12-8-74	Den	L	14-38
10-10-76	Hou	W	17-3
12-4-77	Hou	L	14-24
12-23-79	Hou	W	13-7 (WC)
11-2-80	Den	W	20-16
10-9-83	Hou	L	14-26

Date	Site	W/L	Score
10-6-85	Den	L	20-31
10-4-87	Den	W	40-10
1-10-88	Den	L	10-34 (Div)
10-6-91	Hou	W	42-14
1-4-92	Den	L	24-26 (Div)
10-18-92	Den	L	21-27
11-26-95	Hou	W	42-33
12-25-04	Tenn	L	16-37
11-19-07	Den	L	20-34
10-3-10	Tenn	L	20-26
9-25-11	Tenn	W	17-14
12-8-13	Den	L	28-51
12-11-16	Tenn	W	13-10
10-13-19	Den	L	0-16

Date	Site	W/L	Score
9-14-20	Den	W	16-14
11-13-22	Tenn	W	17-10

Total Points: Titans 1,073, Broncos 977
Longest Win Streak: 5 (1962-65)
Longest Losing Streak: 3 (1972-74, 2004-10)
At Nissan Stadium: 3-2
At Empower Field at Mile High: 1-3
Series Sweeps: Titans (1960, 61, 63, 64, 67, 68); Broncos (1965)



vs. DETROIT LIONS

Regular Season: 10-4 (Home 6-2, Away 4-2) • Playoffs: 0-0

Date	Site	W/L	Score
10-17-71	Hou	L	7-31
10-26-75	Hou	W	24-8
11-13-83	Hou	W	27-17
10-5-86	Det	L	13-24
11-5-89	Hou	W	35-31
11-26-92	Det	W	24-21

Date	Site	W/L	Score
12-10-95	Hou	L	17-24
10-21-01	Det	W	27-24
1-2-05	Tenn	W	24-19
11-27-08	Det	W	47-10
9-23-12	Tenn	W	44-41 OT
9-18-16	Det	W	16-15

Date	Site	W/L	Score
12-20-20	Tenn	W	46-25
10-27-24	Det	L	14-52

Total Points: Titans 365, Lions 342
Longest Win Streak: 6 (2001-20)
Longest Losing Streak: 1 (last 2024)
At Nissan Stadium: 3-0
At Ford Field: 2-1



vs. GREEN BAY PACKERS

Regular Season: 8-7 (Home 3-4, Away 5-3) • Playoffs: 0-0

Date	Site	W/L	Score
11-19-72	Hou	L	10-23
9-25-77	GB	W	16-10
12-14-80	GB	W	22-3
9-4-83	Hou	L	38-41 OT
9-7-86	GB	W	31-3

Date	Site	W/L	Score
12-13-92	Hou	L	14-16
12-20-98	GB	L	22-30
12-16-01	Tenn	W	26-20
10-11-04	GB	W	48-27
11-02-08	Tenn	W	19-16 OT

Date	Site	W/L	Score
12-23-12	GB	L	7-55
11-13-16	Tenn	W	47-25
12-27-20	GB	L	14-40
11-17-22	GB	W	27-17
9/22/24	Ten	L	14-30

Total Points: Titans 355, Packers 356
Longest Win Streak: 3 (last 2001-08)
Longest Losing Streak: 2 (1992-98)
At Nissan Stadium: 3-1
At Lambeau Field: 5-3



vs. HOUSTON TEXANS

Regular Season: 24-22 (Home 12-11, Away 12-11) • Playoffs: 0-0

Date	Site	W/L	Score
11-10-02	Tenn	W	17-10
12-29-02	Hou	W	13-3
10-12-03	Tenn	W	38-17
12-21-03	Hou	W	27-24
10-17-04	Tenn	L	10-20
11-28-04	Hou	L	21-31
10-9-05	Hou	W	34-20
12-11-05	Tenn	W	13-10
10-29-06	Tenn	W	28-22
12-10-06	Hou	W	26-20 OT
10-21-07	Hou	W	38-36
12-2-07	Tenn	W	28-20
9-21-08	Tenn	W	31-12
12-14-08	Hou	L	12-13

Date	Site	W/L	Score
9-20-09	Tenn	L	31-34
11-23-09	Hou	W	20-17
11-28-10	Hou	L	0-20
12-19-10	Tenn	W	31-17
10-23-11	Tenn	L	7-41
1-1-12	Hou	W	23-22
9-30-12	Hou	L	14-38
12-2-12	Tenn	L	10-24
9-15-13	Hou	L	24-30 OT
12-29-13	Tenn	W	16-10
10-26-14	Tenn	L	16-30
11-30-14	Hou	L	21-45
11-1-15	Hou	L	6-20
12-27-15	Tenn	L	6-34

Date	Site	W/L	Score
10-2-16	Hou	L	20-27
1-1-17	Tenn	W	24-17
10-1-17	Hou	L	14-57
12-3-17	Tenn	W	24-13
9-16-18	Tenn	W	20-17
11-26-18	Hou	L	17-34
12-15-19	Tenn	L	21-24
12-29-19	Hou	W	35-14
10-18-20	Tenn	W	42-36 OT
1-3-21	Hou	W	41-38
11-21-21	Tenn	L	13-22
1-9-22	Hou	W	28-25
10-30-22	Hou	W	17-10
12-24-22	Tenn	L	14-19

Total Points: Titans 956, Texans 1,088
Longest Win Streak: 7 (2005-08)
Longest Losing Streak: 5 (2014-16)
At Nissan Stadium: 12-11
At NRG Stadium: 12-11
Series Sweeps: Titans (2002, 03, 05, 06, 07, 20); Texans (2004, 12, 14, 15, 23)



vs. INDIANAPOLIS COLTS

Regular Season: 21-39 (Home 10-18, Away 11-21) • Playoffs: 1-0 (Home 0-0, Away 1-0)

Date	Site	W/L	Score
10-11-70	Hou	L	20-24
11-4-73	Balt	W	31-27
11-1-76	Balt	L	14-38
10-14-79	Balt	W	28-16
9-21-80	Hou	W	21-16
12-18-83	Balt	L	10-20
9-9-84	Hou	L	21-35
12-22-85	Ind	L	16-34
11-23-86	Hou	W	31-17
11-29-87	Ind	L	27-51
9-4-88	Ind	W	17-14 OT
9-23-90	Hou	W	24-10
9-13-92	Ind	W	20-10
9-4-94	Ind	L	21-45
1-16-00	Ind	W	19-16 (Div)
11-3-02	Ind	W	23-15
12-8-02	Tenn	W	27-17
9-14-03	Ind	L	7-33
12-7-03	Tenn	L	27-29

Date	Site	W/L	Score
9-19-04	Tenn	L	17-31
12-5-04	Ind	L	24-51
10-2-05	Tenn	L	10-31
12-4-05	Ind	L	3-35
10-8-06	Ind	L	13-14
12-3-06	Tenn	W	20-17
9-16-07	Tenn	L	20-22
12-30-07	Ind	W	16-10
10-27-08	Tenn	W	31-21
12-28-08	Ind	L	0-23
10-11-09	Tenn	L	9-31
12-06-09	Ind	L	17-27
12-9-10	Tenn	L	28-30
1-2-11	Ind	L	20-23
10-30-11	Tenn	W	27-10
12-18-11	Ind	L	13-27
10-28-12	Tenn	L	13-19 OT
12-9-12	Ind	L	23-27
11-14-13	Tenn	L	27-30

Date	Site	W/L	Score
12-1-13	Ind	L	14-22
9-28-14	Ind	L	17-41
12-28-14	Tenn	L	10-27
9-27-15	Tenn	L	33-35
1-3-16	Ind	L	24-30
10-23-16	Tenn	L	26-34
11-20-16	Ind	L	17-24
10-16-17	Tenn	W	36-22
11-26-17	Ind	W	20-16
11-18-18	Ind	L	10-38
12-30-18	Tenn	L	17-33
9-15-19	Tenn	L	17-19
12-1-19	Ind	W	31-17
11-12-20	Tenn	L	17-34
11-29-20	Ind	W	45-26
9-26-21	Tenn	W	25-16
10-31-21	Ind	W	34-31 OT
10-2-22	Ind	W	24-17
10-23-22	Tenn	W	19-10

Total Points: Titans 1,1234, Colts 1,519
Longest Win Streak: 5 (2020-22)
Longest Losing Streak: 11 (2011-16)
At Nissan Stadium: 7-16
At RCA Dome: 5-8
At Lucas Oil Stadium: 5-12
Series Sweeps: Titans (2002, 17, 21, 22); Colts (2003, 04, 05, 09, 10, 12, 13, 14, 15, 16, 18, 23, 24)





vs. JACKSONVILLE JAGUARS

Regular Season: 34-26 (Home 19-11, Away 15-15) • Playoffs: 1-0 (Home 0-0, Away 1-0)

Date	Site	W/L	Score
9-3-95	Jax	W	10-3
10-1-95	Hou	L	17-16
9-8-96	Jax	W	34-27
12-8-96	Hou	L	17-23
11-2-97	Tenn	L	24-30
11-16-97	Jax	L	9-17
9-27-98	Tenn	L	22-27
12-13-98	Jax	W	16-13
9-26-99	Jax	W	20-19
12-26-99	Tenn	W	41-14
1-23-00	Jax	W	33-14 (Champ)
10-16-00	Tenn	W	27-13
11-26-00	Jax	L	13-16
9-23-01	Jax	L	6-13
11-4-01	Tenn	W	28-24
10-13-02	Tenn	W	23-14
12-22-02	Jax	W	28-10
10-28-03	Jax	W	30-17

Date	Site	W/L	Score
11-16-03	Tenn	W	10-3
9-26-04	Tenn	L	15-12
11-21-04	Jax	W	18-15
11-20-05	Tenn	L	28-31
1-1-06	Jax	L	13-40
11-5-06	Jax	L	7-37
12-17-06	Tenn	W	24-17
9-9-07	Jax	W	13-10
11-11-07	Tenn	L	13-28
9-7-08	Tenn	W	17-10
11-16-08	Jax	W	24-14
10-4-09	Jax	L	17-37
11-1-09	Tenn	W	30-13
10-18-10	Jax	W	30-3
12-5-10	Tenn	L	6-17
9-11-11	Jax	L	14-16
12-24-11	Tenn	W	23-17
11-25-12	Jax	L	19-24

Date	Site	W/L	Score
12-30-12	Tenn	W	38-20
11-10-13	Tenn	L	27-29
12-22-13	Jax	W	20-16
10-12-14	Tenn	W	16-14
12-18-14	Jax	L	13-21
11-19-15	Jax	L	13-19
12-6-15	Tenn	W	42-39
10-27-16	Tenn	W	36-22
12-24-16	Jax	L	17-38
9-17-17	Jax	W	37-16
12-31-17	Tenn	W	15-10
9-23-18	Jax	W	9-6
12-6-18	Tenn	W	30-9
9-19-19	Jax	L	7-20
11-24-19	Tenn	W	42-20
9-20-20	Tenn	W	33-30
12-13-20	Jax	W	31-10
10-10-21	Jax	W	37-19

Date	Site	W/L	Score
12-12-21	Tenn	W	20-0
12-11-22	Tenn	L	22-36
1-7-23	Jax	L	16-20
11-19-23	Jax	L	14-34
1-7-23	Tenn	W	28-20
12-8-24	Tenn	L	6-10
12-29-24	Jax	L	13-20

Total Points: Titans 1,297, Jaguars 1,156
Longest Win Streak: 5 (2019-21; 2001-03)
Longest Losing Streak: 4 (1996-98)
At Nissan Stadium: 19-7
At EverBank Stadium: 16-15
Series Sweeps: Titans (1999, 02, 08, 17, 18, 20, 21); Jaguars (1997, 05, 22, 24)



vs. KANSAS CITY CHIEFS

Regular Season: 24-28 (Home 14-10, Away 10-18) • Playoffs: 1-3 (Home 0-2, Away 1-1)

Date	Site	W/L	Score
10-16-60	Hou	W	20-10
12-04-60	Dal	L	0-24
10-01-61	Dal	L	21-26
10-22-61	Hou	W	38-7
10-28-62	Hou	L	7-31
11-04-62	Dal	W	14-6
12-23-62	Hou	L	17-20 (AFL Champ)
10-06-63	KC	L	7-28
10-27-63	Hou	W	28-7
10-04-64	KC	L	7-28
11-22-64	Hou	L	19-28
10-24-65	Hou	W	38-36
11-28-65	KC	L	21-52
10-30-66	KC	L	23-48
9-09-67	Hou	L	20-25

Date	Site	W/L	Score
10-22-67	KC	W	24-19
9-09-68	Hou	L	21-26
11-28-68	KC	L	10-24
10-12-69	KC	L	0-24
11-08-70	KC	L	9-24
9-26-71	Hou	L	16-20
11-18-73	KC	L	14-38
9-29-74	Hou	L	7-17
11-02-75	KC	W	17-13
11-27-77	Hou	W	34-20
9-10-78	KC	W	20-17
9-16-79	Hou	W	20-6
10-12-80	KC	L	20-21
11-15-81	KC	L	10-23
10-23-83	Hou	L	10-13
11-11-84	KC	W	17-16

Date	Site	W/L	Score
11-03-85	Hou	W	23-20
9-21-86	KC	L	13-27
10-09-88	Hou	W	7-6
11-26-89	KC	L	0-34
12-16-90	KC	W	27-10
9-16-91	Hou	W	17-7
9-20-92	Hou	W	23-20
9-12-93	Hou	W	30-0
1-16-94	Hou	L	20-28 (Div)
12-18-94	KC	L	9-31
11-19-95	KC	L	13-20
9-01-96	Hou	L	19-20
9-10-00	Ten	W	17-14
12-13-04	Ten	L	38-49
12-16-07	KC	W	26-17
10-19-08	KC	W	34-10

Date	Site	W/L	Score
12-26-10	KC	L	14-34
10-6-13	Tenn	L	17-26
9-7-14	KC	W	26-10
12-18-16	KC	W	19-17
1-6-18	KC	W	22-21 (WC)
11-10-19	Tenn	W	35-32
1-19-20	KC	L	24-35 (Champ)
10-24-21	Tenn	W	27-3
11-6-22	KC	L	17-20 (OT)

Total Points: Titans 1,046, Chiefs 1,208
Longest Win Streak: 4 (last 2014-19)
Longest Losing Streak: 7 (1968-74)
At Nissan Stadium: 3-2
At Arrowhead Stadium: 9-10



vs. LAS VEGAS RAIDERS

Regular Season: 22-26 (Home 15-14, Away 7-12) • Playoffs: 0-4 (Home 0-0, Away 0-4)

Date	Site	W/L	Score
9-11-60	Oak	W	37-22
9-25-60	Hou	L	13-14
9-9-61	Hou	W	55-0
12-17-61	Oak	W	47-16
11-11-62	Oak	W	28-20
12-9-62	Hou	W	32-17
9-7-63	Hou	L	13-24
12-22-63	Oak	L	49-52
9-19-64	Hou	W	42-28
11-15-64	Oak	L	10-20
9-26-65	Oak	L	17-21
11-7-65	Hou	L	21-33
9-10-66	Hou	W	31-0
11-6-66	Oak	L	23-38
12-10-67	Hou	L	7-19
12-31-67	Oak	L	7-40 (AFL Champ)

Date	Site	W/L	Score
9-29-68	Hou	L	15-24
9-14-69	Oak	L	17-21
12-21-69	Oak	L	7-56 (AFL Div)
11-14-71	Oak	L	21-41
10-9-72	Hou	L	0-34
12-2-73	Hou	L	6-17
12-14-75	Oak	W	27-26
9-26-76	Hou	L	13-14
11-13-77	Oak	L	29-34
10-8-78	Oak	L	17-21
11-11-79	Hou	W	31-17
12-28-80	Oak	L	7-27 (WC)
11-8-81	Hou	W	17-16
9-11-83	LA	L	6-20
9-2-84	Hou	L	14-24
10-26-86	Hou	L	17-28
9-11-88	Hou	W	38-35

Date	Site	W/L	Score
11-19-89	Hou	W	23-7
9-1-91	Hou	W	47-17
10-30-94	LA	L	14-17
8-31-97	Tenn	W	24-21 OT
12-9-99	Tenn	W	21-14
12-22-01	Oak	W	13-10
9-29-02	Oak	L	25-52
1-19-03	Oak	L	24-41 (Champ)
9-7-03	Tenn	W	25-20
12-19-04	Oak	L	35-40
10-30-05	Tenn	L	25-34
10-28-07	Tenn	W	13-9
9-12-10	Tenn	W	38-13
11-24-13	Oak	W	23-19
11-29-15	Tenn	L	21-24
9-25-16	Tenn	L	10-17
9-10-17	Tenn	L	16-26

Date	Site	W/L	Score
12-8-19	Oak	W	42-21
9-25-22	Tenn	W	24-22

Total Points: Titans 1,177, Raiders 1,243
Longest Win Streak: 4 (1961-62)
Longest Losing Streak: 9 (1966-73)
At Nissan Stadium: 5-4
At Oakland Alameda Coliseum: 3-11
At Allegiant Stadium: 0-0
Series Sweeps: Titans (1961,62); Raiders (1963, 65)





vs. LOS ANGELES CHARGERS Regular Season: 16-29-1 (Home 13-9, Away 3-20-1) • Playoffs: 3-1 (Home 1-0, Away 2-1)

Date	Site	W/L	Score
9-18-60	Hou	W	38-28
11-13-60	LA	L	21-24
1-1-61	Hou	W	24-16 (AFL Champ)
9-24-61	SD	L	24-34
12-3-61	Hou	W	33-13
12-24-61	SD	W	10-3 (AFL Champ)
9-23-62	SD	W	42-17
11-25-62	Hou	W	33-27
12-1-63	SD	L	0-27
12-15-63	Hou	L	14-20
9-12-64	SD	L	21-27
10-25-64	Hou	L	17-20
10-3-65	SD	L	14-31
12-12-65	Hou	L	26-37
12-4-66	Hou	L	22-28

Date	Site	W/L	Score
9-24-67	SD	L	3-13
12-16-67	Hou	W	17-24
9-21-68	SD	L	14-30
11-27-69	Hou	L	17-21
10-25-70	SD	T	31-31
12-19-71	Hou	W	49-33
11-26-72	SD	L	20-34
9-15-74	Hou	W	21-14
9-28-75	Hou	W	33-17
10-17-76	SD	L	27-30
12-17-78	Hou	L	24-45
12-29-79	SD	W	17-14 (Div)
9-16-84	SD	L	14-31
11-24-85	Hou	W	37-35
12-7-86	SD	L	0-27
12-6-87	Hou	W	33-18
9-17-89	SD	W	34-27

Date	Site	W/L	Score
9-30-90	SD	W	17-7
9-27-92	Hou	W	27-0
9-19-93	SD	L	17-18
9-13-98	Tenn	L	7-13
10-3-04	SD	L	17-38
9-17-06	SD	L	7-40
12-9-07	Tenn	L	17-23 OT
1-6-08	SD	L	6-17 (WC)
12-25-09	Tenn	L	17-42
10-31-10	SD	L	25-33
9-16-12	SD	L	10-38
9-22-13	Tenn	W	20-17
11-6-16	SD	L	35-43
10-21-18	LA*	L	19-20
10-20-19	Tenn	W	23-20
12-18-22	LA	L	14-17
9-17-23	Tenn	W	27-24

Date	Site	W/L	Score
11/10/24	LA	L	17-27
Total Points: Titans 1,059, Chargers 1,226			
Longest Win Streak: 4 (1961-62, 1987-92)			
Longest Losing Streak: 9 (1993-2012)			
At Nissan Stadium: 3-2			
At Qualcomm Stadium: 3-13-1			
At StubHub Center: 0-0			
At SoFi Stadium: 0-2			
*At Wembley Stadium: 0-1			
Series Sweeps: Titans (1962); Chargers (1963, 64, 65)			



vs. LOS ANGELES RAMS

Regular Season: 6-7 (Home 3-4, Away 3-3) • Playoffs: 0-1 (Neutral Site 0-1)

Date	Site	W/L	Score
10-7-73	Hou	L	26-31
9-24-78	Hou	L	6-10
9-6-81	LA	W	27-20
12-9-84	LA	L	16-27
9-13-87	Hou	W	20-16
11-4-90	LA	L	13-17
9-26-93	Hou	L	28-13

Date	Site	W/L	Score
10-31-99	Tenn	W	24-21
1-30-00	Atl	L	16-23 (SB 34)
9-25-05	St.L	L	27-31
12-13-09	Tenn	W	47-7
11-3-13	St.L	W	28-21
12-24-17	Tenn	L	27-23
11-7-21	LAR	W	28-16

Total Points: Titans 314, Rams 285			
Longest Win Streak: 2 (2009-13)			
Longest Losing Streak: 2 (last 2000-05)			
At Nissan Stadium: 2-1			
At Edward Jones Dome: 1-1			
At L.A. Memorial Coliseum: 0-0			
At SoFi Stadium: 1-0			



vs. MIAMI DOLPHINS

Regular Season: 19-21 (Home 9-8, Away 10-13) • Playoffs: 1-0 (Home 0-0, Away 1-0)

Date	Site	W/L	Score
10-23-66	Hou	L	13-20
12-18-66	Mia	L	28-29
12-3-67	Hou	W	17-14
12-23-67	Mia	W	41-10
9-14-68	Mia	W	24-10
10-6-68	Hou	L	7-24
9-28-69	Hou	W	22-10
11-23-69	Mia	W	32-7
9-27-70	Hou	L	10-20
9-24-72	Mia	L	13-34
11-16-75	Hou	W	20-19
10-2-77	Mia	L	7-27
11-20-78	Hou	W	35-30

Date	Site	W/L	Score
12-24-78	Mia	W	17-9 (WC)
11-5-79	Mia	W	9-6
9-20-81	Hou	L	10-16
12-4-83	Hou	L	17-24
10-14-84	Mia	L	10-28
9-8-85	Hou	W	26-23
11-2-86	Mia	L	7-28
10-1-89	Hou	W	39-7
10-20-91	Mia	W	17-13
11-22-92	Mia	L	16-19
11-17-96	Hou	L	20-23
9-7-97	Mia	L	13-16 OT
11-7-99	Mia	L	0-17

Date	Site	W/L	Score
9-9-01	Tenn	L	23-31
11-9-03	Tenn	W	31-7
9-11-04	Mia	W	17-7
12-24-05	Mia	L	10-24
9-24-06	Mia	L	10-13
12-20-09	Tenn	W	27-24 OT
11-14-10	Mia	L	17-29
11-11-12	Mia	W	37-3
10-18-15	Tenn	L	10-38
10-9-16	Mia	W	30-17
10-8-17	Mia	L	10-16
9-9-18	Mia	L	20-27
1-2-22	Tenn	W	34-3

Date	Site	W/L	Score
12-11-23	Mia	W	28-27
9-30-24	Tenn	W	31-12
Total Points: Titans 805, Dolphins 761			
Longest Win Streak: 3 (1967-68, 78-79, 2022-24)			
Longest Losing Streak: 5 (1992-01)			
At Nissan Stadium: 3-2			
At Hard Rock Stadium: 6-8			
Series Sweeps: Titans (1967, 69); Dolphins (1966)			



vs. MINNESOTA VIKINGS

Regular Season: 5-10 (Home 3-3, Away 2-7) • Playoffs: 0-0

Date	Site	W/L	Score
10-13-74	Min	L	10-51
12-21-80	Hou	W	20-16
10-16-83	Min	L	14-34
12-14-86	Hou	W	23-10
9-10-89	Min	L	7-38
11-15-92	Min	W	17-13

Date	Site	W/L	Score
10-8-95	Min	L	17-23
12-26-98	Tenn	L	16-26
12-9-01	Min	L	24-42
10-24-04	Min	L	3-20
9-28-08	Tenn	W	30-17
10-7-12	Min	L	7-30

Date	Site	W/L	Score
9-11-16	Tenn	L	16-25
9-27-20	Min	W	31-30
11-17-24	Tenn	L	13-23

Total Points: Titans 232, Vikings 373			
Longest Win Streak: 1 (last 2020)			
Longest Losing Streak: 4 (1995-04)			
At Nissan Stadium: 1-2			
At Metrodome: 1-6			
At U.S. Bank Stadium: 1-0			



vs. NEW ENGLAND PATRIOTS

Regular Season: 17-24-1 (Home 12-7, Away 5-17-1) • Playoffs: 2-2 (Home 0-0, Away 2-2)

Date	Site	W/L	Score
11-25-60	NE	W	24-10
12-18-60	Hou	W	37-21
10-13-61	NE	T	31-31
11-12-61	Hou	W	27-15
9-16-62	NE	L	21-34
11-18-62	Hou	W	21-17
11-1-63	NE	L	3-45
12-8-63	Hou	L	28-46
11-6-64	NE	L	24-25
11-29-64	Hou	L	17-34
9-19-65	Hou	W	10-31
12-18-65	NE	L	14-42
9-25-66	NE	L	21-27
11-13-66	Hou	L	14-38

Date	Site	W/L	Score
11-5-67	NE	L	7-18
11-26-67	Hou	W	27-6
10-13-68	NE	W	16-0
12-15-68	Hou	W	45-17
11-2-69	NE	L	0-24
12-14-69	Hou	W	23-27
11-7-71	NE	L	20-28
11-25-73	Hou	L	0-32
9-21-75	NE	W	7-0
11-12-78	NE	W	26-23
12-31-78	NE	W	31-14 (Div)
11-10-80	Hou	W	38-34
10-18-81	NE	L	10-38
11-28-82	NE	L	21-29

Date	Site	W/L	Score
10-18-87	Hou	L	7-21
9-25-88	Hou	W	31-6
10-8-89	NE	L	13-23
9-22-91	NE	L	20-24
10-17-93	NE	W	28-14
9-20-98	NE	L	16-27
12-16-02	Tenn	W	24-7
10-5-03	NE	L	30-38
1-10-04	NE	L	14-17 (Div)
12-31-06	Tenn	L	23-40
10-18-09	NE	L	0-59
9-9-12	Tenn	L	13-34
12-20-15	NE	L	16-33
1-13-18	NE	L	14-35 (Div)

Date	Site	W/L	Score
11-11-18	Tenn	W	34-10
1-4-20	NE	W	20-13 (WC)
11-28-21	NE	L	13-36
11-3-24	Tenn	W	20-17 OT
Total Points: Titans 924, Patriots 1,135			
Longest Win Streak: 4 (1975-80)			
Longest Losing Streak: 6 (2003-15)			
At Nissan Stadium: 3-2			
At Gillette Stadium: 1-6			
Series Sweeps: Titans (1960, 68); Patriots (1963, 64, 66)			



**vs. NEW ORLEANS SAINTS**

Regular Season: 9-7-1 (Home 3-4-1, Away 6-3) • Playoffs: 0-0

Date	Site	W/L	Score
10-3-71	Hou	T	13-13
10-3-76	NO	W	31-26
12-10-78	NO	W	17-12
11-22-81	Hou	L	24-27
9-30-84	Hou	L	10-27
12-13-87	NO	L	10-24

Date	Site	W/L	Score
10-21-90	Hou	W	23-10
9-5-93	NO	L	21-33
11-10-96	NO	W	31-14
10-17-99	NO	W	24-21
9-21-03	Tenn	W	27-12
9-24-07	NO	W	31-14

Date	Site	W/L	Score
12-11-11	Tenn	L	17-22
11-8-15	NO	W	34-28 OT
12-22-19	Tenn	L	28-38
11-14-21	Tenn	W	23-21
9-10-23	NO	L	15-16

Total Points: Titans 379, Saints 358
Longest Win Streak: 4 (1996-07)
Longest Losing Streak: 3 (1981-87)
At Nissan Stadium: 2-2
At Superdome: 6-3

**vs. NEW YORK GIANTS**

Regular Season: 6-7 (Home 3-4, Away 3-3) • Playoffs: 0-0

Date	Site	W/L	Score
9-16-73	NY	L	14-34
12-5-82	NY	L	14-17
12-8-85	Hou	L	14-35
12-21-91	NY	L	20-24
11-21-94	Hou	L	10-13

Date	Site	W/L	Score
11-9-97	Tenn	W	10-6
10-1-00	Tenn	W	28-14
12-1-02	NY	W	32-29 OT
11-26-06	Tenn	W	24-21
9-26-10	NY	W	29-10

Date	Site	W/L	Score
12-7-14	Tenn	L	7-36
12-16-18	NY	W	17-0
9-11-22	Tenn	L	20-21

Total Points: Titans 239, Giants 260
Longest Win Streak: 5 (1997-10)
Longest Losing Streak: 5 (1973-94)
At Nissan Stadium: 2-2
At Giants Stadium: 1-2
At MetLife Stadium: 2-0

**vs. NEW YORK JETS**

Regular Season: 24-21-1 (Home 18-8, Away 6-13-1) • Playoffs: 1-0 (Home 1-0, Away 0-0)

Date	Site	W/L	Score
10-9-60	Hou	W	27-21
10-23-60	NY	W	42-28
11-19-61	Hou	W	49-13
12-10-61	NY	W	48-21
10-14-62	Hou	W	56-17
12-15-62	NY	W	44-10
9-22-63	NY	L	17-24
11-10-63	Hou	W	31-27
10-17-64	NY	L	21-24
12-13-64	Hou	W	33-17
9-12-65	Hou	W	27-21
11-21-65	NY	L	14-41
9-18-66	NY	L	13-52
10-16-66	Hou	W	24-0

Date	Site	W/L	Score
10-15-67	NY	T	28-28
10-20-68	Hou	L	14-20
11-10-68	NY	L	7-26
10-20-69	NY	L	17-26
12-6-69	Hou	L	26-34
10-1-72	Hou	W	26-20
11-3-74	NY	W	27-22
9-18-77	Hou	W	20-0
10-28-79	Hou	W	27-24
11-23-80	NY	L	28-31 OT
9-27-81	NY	L	17-33
11-18-84	Hou	W	31-20
9-18-88	NY	L	3-45
10-28-90	Hou	L	12-17

Date	Site	W/L	Score
10-13-91	NY	W	23-20
12-29-91	Hou	W	17-10 (WC)
1-2-94	Hou	W	24-0
12-24-94	Hou	W	24-10
12-17-95	Hou	W	23-6
12-1-96	NY	W	35-10
11-22-98	Tenn	L	3-24
12-1-03	NY	L	17-24
9-10-06	Tenn	L	16-23
12-23-07	Tenn	W	10-6
11-23-08	Tenn	L	13-34
9-27-09	NY	L	17-24
12-17-12	Tenn	W	14-10
10-6-13	Tenn	W	38-13

Date	Site	W/L	Score
12-14-14	Tenn	L	11-16
12-13-15	NYJ	L	8-30
12-2-18	Tenn	W	26-22
10-3-21	NYJ	L	24-27 OT
9-15-24	Tenn	L	17-24

Total Points: Titans 1,089, Jets 995
Longest Win Streak: 6 (last 1991-96)
Longest Losing Streak: 4 (1968-69)
At Nissan Stadium: 4-4
At Giants Stadium: 2-3
At MetLife Stadium: 0-2
Series Sweeps: Titans (1960, 61, 62); Jets (1968, 69)

**vs. PHILADELPHIA EAGLES**

Regular Season: 5-8 (Home 3-3, Away 2-5) • Playoffs: 0-0

Date	Site	W/L	Score
11-12-72	Hou	L	17-18
12-16-79	Hou	L	20-26
12-19-82	Phi	L	14-35
10-2-88	Phi	L	23-32
12-2-91	Hou	L	6-13

Date	Site	W/L	Score
10-24-94	Phi	L	6-21
12-3-00	Phi	W	15-13
9-8-02	Tenn	W	27-24
11-19-06	Phi	W	31-13
10-24-10	Tenn	W	37-19

Date	Site	W/L	Score
11-23-14	Phi	L	24-43
9-30-18	Tenn	W	26-23
12-4-22	Phi	L	10-35

Total Points: Titans 256, Eagles 315
Longest Win Streak: 4 (2000-10)
Longest Losing Streak: 6 (1972-94)
At Nissan Stadium: 3-0
At Lincoln Financial Field: 1-2

**vs. PITTSBURGH STEELERS**

Regular Season: 31-46 (Home 19-19, Away 12-27) • Playoffs: 1-3 (Home 1-1, Away 0-2)

Date	Site	W/L	Score
9-20-70	Pitt	W	19-7
10-18-70	Hou	L	3-7
10-24-71	Pitt	L	16-23
12-5-71	Hou	W	29-3
10-15-72	Pitt	L	7-24
12-10-72	Hou	L	3-9
9-30-73	Hou	L	7-36
12-9-73	Pitt	L	7-33
10-6-74	Hou	L	7-13
12-1-74	Pitt	W	13-10
11-9-75	Pitt	L	17-24
11-24-75	Hou	L	9-32
11-21-76	Pitt	L	16-32
12-11-76	Hou	L	0-21
10-9-77	Hou	W	27-10
10-23-77	Pitt	L	10-27
10-23-78	Pitt	W	24-17
12-3-78	Hou	L	3-13
1-7-79	Pitt	L	5-34 (Champ)
9-9-79	Pitt	L	7-38
12-10-79	Hou	W	20-17
1-6-80	Pitt	L	13-27 (Champ)
9-7-80	Pitt	L	17-31

Date	Site	W/L	Score
12-4-80	Hou	W	6-0
10-26-81	Pitt	L	13-26
12-20-81	Hou	W	21-20
11-21-82	Hou	L	10-24
9-18-83	Hou	L	28-40
10-2-83	Pitt	L	10-17
11-4-84	Pitt	L	7-35
12-2-84	Hou	W	23-20 OT
9-22-85	Pitt	L	0-20
11-17-85	Hou	L	7-30
9-28-86	Hou	L	16-22 OT
11-16-86	Pitt	L	10-21
11-15-87	Pitt	W	23-3
12-20-87	Hou	W	24-16
10-16-88	Pitt	W	34-14
12-4-88	Hou	L	34-37
10-22-89	Hou	W	27-0
12-3-89	Pitt	W	23-16
12-31-89	Hou	L	26-23 OT (WC)
9-16-90	Pitt	L	9-20
12-30-90	Hou	W	34-14
11-24-91	Pitt	L	14-26
12-8-91	Hou	W	31-6

Date	Site	W/L	Score
9-6-92	Hou	L	24-29
11-1-92	Pitt	L	20-21
11-28-93	Hou	W	23-3
12-19-93	Pitt	W	26-17
10-3-94	Pitt	L	14-30
11-6-94	Hou	L	9-12 OT
9-10-95	Hou	L	17-34
12-3-95	Pitt	L	7-21
9-29-96	Pitt	L	16-30
10-20-96	Hou	W	23-13
9-28-97	Pitt	L	24-37
12-21-97	Tenn	W	16-6
11-1-98	Pitt	W	41-31
11-15-98	Tenn	W	23-14
11-21-99	Tenn	W	16-10
1-2-00	Pitt	W	47-36
9-24-00	Pitt	W	23-20
11-5-00	Tenn	W	9-7
10-29-01	Pitt	L	7-34
11-25-01	Tenn	L	24-34
11-17-02	Tenn	W	31-23
1-11-03	Tenn	W	34-31 OT (Div)
9-28-03	Pitt	W	30-13

Date	Site	W/L	Score
9-11-05	Pitt	L	7-34
12-21-08	Tenn	W	31-14
9-10-09	Pitt	L	10-13 OT
9-19-10	Tenn	L	11-19
10-9-11	Pitt	L	17-38
10-11-12	Tenn	W	26-23
9-8-13	Pit	W	16-9
11-17-14	Tenn	L	24-27
11-16-17	Pit	L	17-40
10-25-20	Tenn	L	24-27
12-19-21	Pit	L	13-19
11-2-23	Pit	L	16-20

Total Points: Titans 1,406, Steelers 1,710
Longest Win Streak: 7 (1997-00)
Longest Losing Streak: 5 (last 1994-96)
At Nissan Stadium: 6-4
At Heinz Field: 2-6
Series Sweeps: Titans (1987, 89, 93, 98, 99, 00); Steelers (1972, 73, 75, 76, 83, 85, 86, 92, 94, 95, 01)



**vs. SAN FRANCISCO 49ERS**

Regular Season: 6-9 (Home 3-5, Away 3-4) • Playoffs: 0-0

Date	Site	W/L	Score
11-15-70	Hou	L	20-30
12-7-75	SF	W	27-13
9-17-78	Hou	W	20-19
12-13-81	SF	L	6-28
10-21-84	Hou	L	21-34
11-8-87	SF	L	20-27

Date	Site	W/L	Score
10-7-90	Hou	L	21-24
12-25-93	SF	W	10-7
10-27-96	Hou	L	9-10
10-3-99	SF	L	22-24
11-27-05	Tenn	W	33-22
11-8-09	SF	W	34-27

Date	Site	W/L	Score
10-20-13	Tenn	L	17-31
12-17-17	SF	L	23-25
12-23-21	Tenn	W	20-17

Total Points: Titans 303, 49ers 338
Longest Win Streak: 2 (1975-78, 2005-09)
Longest Losing Streak: 4 (1981-90)
At Nissan Stadium: 2-1
At Candlestick Park: 3-3
At Levi's Stadium: 0-1

**vs. SEATTLE SEAHAWKS**

Regular Season: 7-11 (Home 4-4, Away 3-7) • Playoffs: 1-0 (Home 1-0, Away 0-0)

Date	Site	W/L	Score
11-20-77	Sea	W	22-10
10-21-79	Sea	L	14-34
10-5-80	Hou	L	7-26
10-11-81	Hou	W	35-17
9-19-82	Hou	W	23-21
1-3-88	Hou	W	23-20 OT (WC)
11-13-88	Sea	L	24-27

Date	Site	W/L	Score
12-2-90	Sea	L	10-13 OT
11-7-93	Hou	W	24-14
12-11-94	Hou	L	14-16
11-3-96	Sea	L	16-23
10-5-97	Sea	L	13-16
11-29-98	Sea	L	18-20
12-18-05	Tenn	L	24-28

Date	Site	W/L	Score
1-3-10	Sea	W	17-13
10-13-13	Sea	L	13-20
9-24-17	Tenn	W	33-27
9-19-21	Sea	W	33-30 OT
12-24-23	Tenn	L	17-20

Total Points: Titans 380, Seahawks 395
Longest Win Streak: 3 (1981-87)
Longest Losing Streak: 5 (1994-05)
At Nissan Stadium: 1-2
At CenturyLink Field: 1-1
At Lumen Field: 1-0

**vs. TAMPA BAY BUCCANEERS**

Regular Season: 10-3 (Home 8-0, Away 2-3) • Playoffs: 0-0

Date	Site	W/L	Score
9-12-76	Hou	W	20-0
10-19-80	Hou	W	20-14
11-27-83	TB	L	24-33
12-10-89	Hou	W	20-17
10-29-95	Hou	W	19-7
11-8-98	TB	W	31-22

Date	Site	W/L	Score
10-14-01	Tenn	W	31-28 OT
12-28-03	Tenn	W	33-13
10-14-07	TB	L	10-13
11-27-11	Tenn	W	23-17
9-13-15	TB	W	42-14
10-27-19	Tenn	W	27-23

Date	Site	W/L	Score
11-12-23	TB	L	6-20

Total Points: Titans 306, Buccaneers 221
Longest Win Streak: 5 (1989-03)
Longest Losing Streak: 1 (1983, 2007, 2023)
At Nissan Stadium: 4-0
At Raymond James Stadium: 2-2

**vs. WASHINGTON COMMANDERS**

Regular Season: 8-7 (Home 4-2, Away 4-5) • Playoffs: 0-0

Date	Site	W/L	Score
10-10-71	Wash	L	13-22
10-19-75	Hou	W	13-10
9-2-79	Wash	W	29-27
9-15-85	Wash	L	16-13
10-30-88	Hou	W	41-17
11-3-91	Wash	L	13-16 OT

Date	Site	W/L	Score
10-19-97	Tenn	W	28-14
10-30-00	Wash	W	27-21
10-6-02	Tenn	L	14-31
10-15-06	Wash	W	25-22
11-21-10	Tenn	L	16-19 OT
10-20-14	Wash	L	17-19

Date	Site	W/L	Score
12-22-18	Tenn	W	25-16
10-9-22	Was	W	21-17
12-1-24	Was	L	19-42

Total Points: Titans 314, Commanders 309
Longest Win Streak: 2 (1975-1979 1997-00, 2018-22)
Longest Losing Streak: 2 (2010-14)
At Nissan Stadium: 1-2
At Northwest Field: 3-2



Calvin Ridley during the game between the Titans and Texans in Nov. 2024



TITANS ALL-TIME FIRST-ROUND DRAFT PICKS

Year	Pick	Player	Pos.	College	Year	Pick	Player	Pos.	College
2025	1	Cameron Ward	QB	Miami (Fla.)	1988	22	Lorenzo White	RB	Michigan State
2024	7	JC Latham	T	Alabama	1987	3	Alonzo Highsmith	RB	Miami (Fla.)
2023	11	Peter Skoronski	OL	Northwestern		20	Haywood Jeffries	WR	North Carolina State
2022	18	Treyton Burks	WR	Arkansas	1986	3	Jim Everett	QB	Purdue
2021	22	Caleb Farley	CB	Virginia Tech	1985	3	Ray Childress	DE	Texas A&M
2020	29	Isaiah Wilson	T	Georgia		11	Richard Johnson	DB	Wisconsin
2019	19	Jeffery Simmons	DT	Mississippi State	1984	2	Dean Steinkuhler	T	Nebraska
2018	22	Rashaan Evans	LB	Alabama	1983	9	Bruce Matthews	G	Southern California
2017	5	Corey Davis	WR	Western Michigan	1982	8	Mike Munchak	G	Penn State
	18	Adoree' Jackson	CB	Southern California	1981		(none)		
2016	8	Jack Conklin	T	Michigan State	1980		(none)		
2015	2	Marcus Mariota	QB	Oregon	1979		(none)		
2014	11	Taylor Lewan	T	Michigan	1978	1	Earl Campbell	RB	Texas
2013	10	Chance Warmack	G	Alabama	1977	11	Morris Towns	T	Missouri
2012	20	Kendall Wright	WR	Baylor	1976		(none)		
2011	8	Jake Locker	QB	Washington	1975	6	Robert Brazile	LB	Jackson State
2010	16	Derrick Morgan	DE	Georgia Tech		15	Don Hardeman	RB	Texas A&M-Kingsville
2009	30	Kenny Britt	WR	Rutgers	1974		(none)		
2008	24	Chris Johnson	RB	East Carolina	1973	1	John Matuszak	DE	Tampa
2007	19	Michael Griffin	DB	Texas		14	George Amundson	RB	Iowa State
2006	3	Vince Young	QB	Texas	1972	6	Greg Sampson	DE	Stanford
2005	6	Pacman Jones	CB	West Virginia	1971	3	Dan Pastorini	QB	Santa Clara
2004		(none)			1970	14	Doug Wilkerson	G	North Carolina Central
2003	28	Andre Woolfolk	CB	Oklahoma	1969	15	Ron Pritchard	LB	Arizona State
2002	15	Albert Haynesworth	DT	Tennessee	1968		(none)		
2001		(none)			1967	5	George Webster	LB	Michigan State
2000	30	Keith Bulluck	LB	Syracuse		23	Tom Regner	G	Notre Dame
1999	16	Jevon Kearse	DE	Florida	1966		Tommy Nobis	LB	Texas
1998	16	Kevin Dyson	WR	Utah	1965		Lawrence Elkins	TE	Baylor
1997	18	Kenny Holmes	DE	Miami (Fla.)	1964		Scott Appleton	DT	Texas
1996	14	Eddie George	RB	Ohio State	1963		Danny Brabham	LB	Arkansas
1995	3	Steve McNair	QB	Alcorn State	1962		Ray Jacobs	DT	Howard Payne
1994	26	Henry Ford	DE	Arkansas	1961		Mike Ditka	TE	Pittsburgh
1993	13	Brad Hopkins	T	Illinois	1960		Billy Cannon	HB	Louisiana State
1992		(none)							
1991		(none)							
1990	15	Lamar Lathon	LB	Houston					
1989	23	David Williams	T	Florida					



The Titans drafted Jeffery Simmons in the first round of the 2019 NFL Draft.

ALL-TIME DRAFT SELECTIONS

2025

Rd.	Pick	Player	Pos.	College
1	1	Cameron Ward	QB	Miami (Fla.)
2a	35	(Traded to Seattle)		
2b	52	Oluwafemi Oladejo	OLB	UCLA
3a	66	(Traded to Kansas City)		
3b	82	Kevin Winston Jr.	S	Penn State
4a	103	Chimere Dike	WR	Florida
4b	120	Gunnar Helm	TE	Texas
4c	136	Elic Ayomanor	WR	Stanford
5a	141	(Traded to Baltimore)		
5b	167	Jackson Slater	G	Sacramento State
6a	178	(Traded to Baltimore)		
6b	183	Marcus Harris	CB	California
6c	188	Kalel Mullings	RB	Michigan
7a	217	(Traded to New England)		
7b	239	(Traded to Dallas)		

Draft Notes

General Manager: Mike Borgonzi

- 2b, 3b – Picks acquired from Seattle for 2a
- 3a – Pick traded to Kansas City in 2024 for CB L'Jarius Sneed
- 4b – Pick acquired from Seattle for LB Ernest Jones IV
- 4c, 6b – Picks acquired from Baltimore for 5a and 6a
- 5b – Pick acquired from Kansas City for WR DeAndre Hopkins
- 6c – Pick acquired from Dallas for LB Kenneth Murray Jr. and 7b
- 7a – Pick traded to New England in 2023 for K Nick Folk
- 7b – Pick acquired from Green Bay in 2024 for QB Malik Willis

2024

Rd.	Pick	Player	Pos.	College
1	7	JC Latham	T	Alabama
2	38	T'Vondre Sweat	NT	Texas
3	71	(Traded to Arizona)		
4	106	Cedric Gray	LB	North Carolina
5a	142	(Traded to Carolina)		
5b	146	Jarvis Brownlee Jr.	CB	Louisville
6	182	Jha'Quan Jackson	WR	Tulane
7a	221	(Traded to Kansas City)		
7b	227	(Traded to Cleveland)		
7c	242	James Williams	LB	Miami (Fla.)
7d	252	Jaylen Harrell	OLB	Michigan

Draft Notes

General Manager: Ran Carthon

- 3 – Pick traded to Arizona in 2023 (see 2023, 2a)
- 5a – Pick traded to Carolina in 2022 for 7a and OL Dennis Daley
- 5b, 6 – Picks and S Terrell Edmunds acquired (6 reacquired; see 7c) from Philadelphia in 2023 for S Kevin Byard
- 7a – Pick and OL Dennis Daley acquired from Carolina in 2022 for 5a; traded to Kansas City in 2024 (see 7d)
- 7b – Pick traded to Cleveland in 2024 for T Leroy Watson
- 7c – Pick and DB Ugo Amadi acquired from Philadelphia in 2022 for 6 (see 5b)
- 7d – Pick and CB L'Jarius Sneed acquired from Kansas City in 2024 for 7a and a third-round pick in 2025

2023

Rd.	Pick	Player	Pos.	College
1	11	Peter Skoronski	OL	Northwestern
2a	33	Will Levis	QB	Kentucky
2b	41	(Traded to Arizona)		
3a	72	(Traded to Arizona)		
3b	81	Tyjae Spears	RB	Tulane
4	110	(Traded to Atlanta)		
5	147	Josh Whyle	TE	Cincinnati
6a	186	Jaelyn Duncan	OL	Maryland
6b	189	(Traded to L.A. Rams)		
7	228	Colton Dowell	WR	Tennessee-Martin

Draft Notes

General Manager: Ran Carthon

- 2a, 3b – Picks acquired from Arizona for 2b, 3a and a third-round pick in 2024
- 4 – Pick traded to Atlanta in 2021 (see 2022, 2b)
- 6a – Pick acquired from Atlanta in 2021 (see 2022, 2b)
- 6b – Pick traded to L.A. Rams in 2022 for WR Robert Woods

2022

Rd.	Pick	Player	Pos.	College
1a	18	Treyton Burks	WR	Arkansas
1b	26	(Traded to N.Y. Jets)		
2a	35	Roger McCreary	CB	Auburn
2b	58	(Traded to Atlanta)		
3a	69	Nicholas Petit-Frere	OL	Ohio State
3b	86	Malik Willis	QB	Liberty
3c	90	(Traded to Las Vegas)		
3d	101	(Traded to N.Y. Jets)		
4a	131	Hassan Haskins	RB	Michigan
4b	143	Chig Okonkwo	TE	Maryland
5a	163	Kyle Philips	WR	UCLA
5b	169	(Traded to Las Vegas)		
6a	204	Theo Jackson	S	Tennessee
6b	219	Chance Campbell	LB	Mississippi
7	247	(Traded to Miami)		

Draft Notes

General Manager: Jon Robinson

- 4b, 6b – Awarded as a compensatory selections
- 1a, 3d – Picks acquired from Philadelphia for WR A.J. Brown
- 2b – Pick traded in 2021 with a fourth-round pick in 2023 to Atlanta for WR Julio Jones and a sixth-round pick in 2023
- 2a, 3a, 5a – Picks acquired from N.Y. Jets for 1b, 3d
- 3b – Pick acquired from Las Vegas for 3c and 5b
- 7 – Pick traded with T Isaiah Wilson to Miami in 2021 (see 2021 7a)

2021

Rd.	Pick	Player	Pos.	College
1	22	Caleb Farley	CB	Virginia Tech
2	53	Dillon Radunz	T	North Dakota State
3a	85	(Traded to Green Bay)		
3b	92	Monty Rice	ILB	Georgia
3c	100	Elijah Molden	CB	Washington
4a	109	Dez Fitzpatrick	WR	Louisville
4b	126	(Traded to Carolina)		
4c	135	Rashad Weaver	OLB	Pittsburgh
5	166	(Traded to Carolina)		
6a	185	(Traded to L.A. Chargers)		
6b	205	Racey McMath	WR	Louisiana State
6c	215	Brady Breeze	S	Oregon
7a	232	(Traded to Carolina)		
7b	249	(Traded to L.A. Rams)		

Draft Notes

General Manager: Jon Robinson

- 3b, 4c – Picks acquired from Green Bay for 3a
- 3c – Awarded as a compensatory selection
- 4a – Pick acquired from Carolina for 4b, 5 and 7a
- 6a – Pick acquired from Jacksonville in 2020 for OLB Kamalei Correa and 7b; traded to L.A. Chargers in 2020 for CB Desmond King II
- 6c – Pick acquired from Kansas City in 2020 (see 2020, 7b)
- 7a – Pick acquired from Miami for T Isaiah Wilson and a seventh-round choice in 2022; traded with 4b and 5 to Carolina for 4a
- 7b – Pick and OLB Kamalei Correa traded to Jacksonville in 2020 for 6a

2020

Rd.	Pick	Player	Pos.	College
1	29	Isaiah Wilson	T	Georgia
2	61	Kristian Fulton	CB	Louisiana State
3	93	Darrynton Evans	RB	Appalachian State
4	135	(Traded to Miami)		
5	174	Larrell Murchison	DL	North Carolina State
6	208	(Traded to Green Bay)		



ALL-TIME DRAFT SELECTIONS

7a	224	Cole McDonald	QB	Hawaii
7b	237	(Traded to Kansas City)		
7c	243	Chris Jackson	DB	Marshall

Draft Notes

General Manager: Jon Robinson

- 4 – Pick traded to Miami in 2019 (see 2019, 6a)
- 6 – Pick traded to Green Bay in 2019 for OLB Reggie Gilbert
- 7a – Pick acquired in a 2019 trade with Cleveland for WR Taywan Taylor
- 7b – Pick acquired in a trade with Denver for DT Jurrell Casey and then traded to Kansas City for a sixth-round choice in 2021

2019

Rd.	Pick	Player	Pos.	College
1	19	Jeffery Simmons	DT	Mississippi State
2	51	A.J. Brown	WR	Mississippi
3	82	Nate Davis	OL	Charlotte
4a	116	Amani Hooker	DB	Iowa
4b	121	(Traded to N.Y. Jets)		
5a	157	(Traded to N.Y. Jets)		
5b	168	D'Andre Walker	OLB	Georgia
6a	188	David Long	LB	West Virginia
6b	191	(Traded to Baltimore)		
7	233	(Traded to Miami)		

Draft Notes

General Manager: Jon Robinson

- 4a, 5b – Picks acquired in a trade with N.Y. Jets for 4b and 5a
- 6a – Pick and QB Ryan Tannehill acquired in a trade with Miami for a seventh-round pick (233 overall) and a fourth-round pick in 2020
- 6b – Pick acquired in a trade with Baltimore for LB Kamalei Correa

2018

Rd.	Pick	Player	Pos.	College
1a	22	Rashaan Evans	LB	Alabama
1b	25	(traded to Baltimore)		
2a	41	Harold Landry	OLB	Boston College
2b	57	(traded to Oakland)		
3	89	(traded to Oakland)		
4	125	(traded to Baltimore)		
5a	152	Dane Cruikshank	DB	Arizona
5b	162	(traded to Baltimore)		
6a	199	Luke Falk	QB	Washington State
6b	215	(acquired from Baltimore and traded back to Baltimore)		
7	243	(traded to Kansas City)		

Draft Notes

General Manager: Jon Robinson

- 1a, 6b – Picks acquired in a trade with Baltimore for 1b and 4 (6b later traded back to Baltimore)
- 2a – Pick acquired in a trade with Oakland for 2b and 3
- 5a – Pick acquired in a trade with Baltimore for 5b and 6b (6b originally traded from Baltimore to Tennessee before being traded back to Baltimore)
- 7 – Pick traded to Kansas City in 2017 for defensive lineman David King

2017

Rd.	Pick	Player	Pos.	College
1a	5	Corey Davis	WR	Western Michigan
1b	18	Adoree' Jackson	CB	Southern California
2	52	(traded to Cleveland)		
3a	72	Taywan Taylor	WR	Western Kentucky
3b	83	(traded to New England)		
3c	100	Jonnu Smith	TE	Florida International
4	124	(Traded to New England)		
5a	155	Jayon Brown	LB	UCLA
5b	164	(Traded to Philadelphia)		
6a	200	(Traded to N.Y. Giants)		
6b	203	(Traded to Denver)		
6c	207	(Traded to Cincinnati)		
6d	214	(Traded to Philadelphia)		
6e	217	Corey Levin	OL	Chattanooga
7a	227	Josh Carraway	OLB	Texas Christian
7b	236	Brad Seaton	T	Villanova

7c	241	Khalfani Muhammad	RB	California
----	-----	-------------------	----	------------

Draft Notes

General Manager: Jon Robinson

- 2 – Pick traded to Cleveland during 2016 draft (see 2016, 1b)
- 3a, 6a – Picks acquired in a trade with New England for 3b and 4
- 3c – Compensatory selection; acquired in a trade with the Los Angeles Rams during the 2016 draft (see 2016, 1a)
- 5a – Pick acquired in a trade with Philadelphia for 5b, 6d
- 6b – Pick traded to Denver during 2016 draft (see 2016, 5b)
- 6c, 7c – Picks acquired in a trade with the N.Y. Giants for 6a
- 6d – Pick acquired in a trade with Atlanta in 2015 (see 2016, 6c)
- 6e, 7a – Picks acquired in a trade with Cincinnati for 6c

2016

Rd.	Pick	Player	Pos.	College
1a	1	(traded to Los Angeles Rams)		
1b	8	Jack Conklin	T	Michigan State
1c	15	(traded to Cleveland)		
2a	33	Kevin Dodd	OLB	Clemson
2b	43	Austin Johnson	DL	Penn State
2c	45	Derrick Henry	RB	Alabama
3a	64	Kevin Byard	S	Middle Tennessee State
3b	76	(traded to Cleveland)		
4a	100	(traded to Philadelphia)		
4b	113	(traded to Los Angeles Rams)		
5a	140	Tajae Sharpe	WR	Massachusetts
5b	157	LeShaun Sims	CB	Southern Utah
6a	176	(traded to Denver)		
6b	177	(traded to Los Angeles Rams)		
6c	193	Sebastian Tretola	G	Arkansas
7a	222	Aaron Wallace	OLB	UCLA
7b	253	Kalan Reed	CB	Southern Mississippi

Draft Notes

General Manager: Jon Robinson

- 1b, 6a – Picks acquired in a trade with Cleveland for 1c, 3b and a 2017 second-round choice
- 1c, 2b, 2c, 3b – Picks and 2017 first-round and third-round choices acquired in a trade with the L.A. Rams for 1a, 4b and 6b
- 4b – Pick acquired in a trade with Philadelphia for 4a and RB DeMarco Murray
- 5b, 7b – Picks acquired in a trade with Denver for 6a and a 2017 sixth-round choice
- 6c – Pick and a 2017 sixth-round choice acquired in 2015 from Atlanta for G Andy Levitre.

2015

Rd.	Pick	Player	Pos.	College
1	2	Marcus Mariota	QB	Oregon
2a	33	(traded to New York Giants)		
2b	40	Dorial Green-Beckham	WR	Oklahoma
3	66	Jeremiah Poutasi	OL	Utah
4a	100	Angelo Blackson	DE	Auburn
4b	108	Jalston Fowler	FB	Alabama
5	138	David Cobb	RB	Minnesota
6a	177	Deiontrez Mount	OLB	Louisville
6b	208	Andy Gallik	C	Boston College
7a	219	(traded to New England)		
7b	245	Tre McBride	WR	William & Mary

Draft Notes

General Manager: Ruston Webster

- 2b, 4b, 7 – Picks acquired from New York Giants for 2a.
- 6b – Pick acquired in 2014 from New England for LB Akeem Ayers and 7a.

2014

Rd.	Pick	Player	Pos.	College
1	11	Taylor Lewan	T	Michigan
2a	42	(traded to Philadelphia)		
2b	54	Bishop Sankey	RB	Washington



ALL-TIME DRAFT SELECTIONS

3	77	(traded to San Francisco)		
4a	112	DaQuan Jones	DL	Penn State
4b	122	Marqueston Huff	DB	Wyoming
5	151	Avery Williamson	LB	Kentucky
6a	178	Zach Mettenberger	QB	Louisiana State
6b	186	(traded to Washington)		
7	228	(traded to Washington)		

Draft Notes

General Manager: Ruston Webster

- 2b, 4b – Picks acquired in trade with Philadelphia for 2a.
- 3 – Pick traded to San Francisco during 2013 draft (see 2013, 2a).
- 6a – Pick acquired in trade with Washington for 6b and 7.

2013

Rd.	Pick	Player	Pos.	College
1	10	Chance Warmack	G	Alabama
2a	34	Justin Hunter	WR	Tennessee
2b	40	(traded to San Francisco)		
3a	70	Blidi Wreh-Wilson	CB	Connecticut
3b	97	Zaviar Gooden	LB	Missouri
4	107	Brian Schwenke	C	California
5	142	Lavar Edwards	DE	Louisiana State
6a	176	(traded to Minnesota)		
6b	202	Khalid Wooten	CB	Nevada
7a	216	(traded to San Francisco)		
7b	248	Daimion Stafford	S	Nebraska

Draft Notes

General Manager: Ruston Webster

- 2a – Pick acquired in trade with San Francisco for 2b, 7a and a third-round pick in 2014.
- 6a – Pick traded to Minnesota in 2012 for a seventh-round pick in 2012.
- 3b, 6b, 7b – Awarded as compensatory selections

2012

Rd.	Pick	Player	Pos.	College
1	20	Kendall Wright	WR	Baylor
2	52	Zach Brown	LB	North Carolina
3	82	Mike Martin	DT	Michigan
4	115	Coty Sensabaugh	CB	Clemson
5a	145	Taylor Thompson	TE	Southern Methodist
5b	155	(traded to Miami)		
6	190	Markelle Martin	S	Oklahoma State
7a	211	Scott Solomon	DE	Rice
7b	227	(traded to Miami)		

Draft Notes

General Manager: Ruston Webster

- 5a – Pick acquired in trade with Miami for 5b and 7b
- 7a – Pick acquired in trade with Minnesota for a sixth-round choice in 2013

2011

Rd.	Pick	Player	Pos.	College
1	8	Jake Locker	QB	Washington
2	39	Akeem Ayers	LB	UCLA
3	77	Jurrell Casey	DT	Southern California
4a	109	Colin McCarthy	LB	Miami (Fla.)
4b	130	Jamie Harper	RB	Clemson
5	142	Karl Klug	DL	Iowa
6	175	Byron Stingily	T	Louisville
7a	212	Zach Clayton	DT	Auburn
7b	251	Tommie Campbell	DB	California (Pa.)

Draft Notes

General Manager: Mike Reinfeldt

- 4b, 7b – Awarded as compensatory selections

2010

Rd.	Pick	Player	Pos.	College
-----	------	--------	------	---------

1	16	Derrick Morgan	DE	Georgia Tech
2	47	(traded to New England)		
3a	77	Damian Williams	WR	Southern California
3b	97	Rennie Curran	LB	Georgia
4a	104	Alterraun Verner	CB	UCLA
4b	111	(traded to Seattle)		
5	148	Robert Johnson	S	Utah
6a	176	Rusty Smith	QB	Florida Atlantic
6b	185	(traded to Seattle)		
6c	207	Myron Rolle	S	Florida State
7a	222	Marc Mariani	WR	Montana
7b	241	David Howard	DT	Brown

Draft Notes

General Manager: Mike Reinfeldt

- 3b, 6c, 7b – Awarded as compensatory selections
- 2 – Traded to New England in 2009 (see 2009 3a)
- 4a, 6a – Picks acquired in trade with Seattle for RB LenDale White, DT Kevin Vickerson, 4b and 6b

2009

Rd.	Pick	Player	Pos.	College
1	30	Kenny Britt	WR	Rutgers
2	62	Sen'Derrick Marks	DT	Auburn
3a	89	Jared Cook	TE	South Carolina
3b	94	Ryan Mouton	CB	Hawaii
4a	130	Gerald McRath	LB	Southern Mississippi
4b	135	Troy Kropog	T/G	Tulane
5a	166	(Traded to Dallas)		
5b	173	Javon Ringer	RB	Michigan State
6a	203	Jason McCourty	CB	Rutgers
6b	206	Dominique Edison	WR	Stephen F. Austin
7a	239	Ryan Durand	G	Syracuse
7b	242	Nick Schommer	S	North Dakota State

Draft Notes

General Manager: Mike Reinfeldt

- 4b, 5b, 6b, 7b – Awarded as compensatory selections
- 3a – Pick acquired in trade with New England for second round pick in 2010
- 5a – Pick traded to Dallas (see 2008 4c)

2008

Rd.	Pick	Player	Pos.	College
1	24	Chris Johnson	RB	East Carolina
2	54	Jason Jones	DL	Eastern Michigan
3	85	Craig Stevens	TE	California
4a	103	William Hayes	DE	Winston-Salem State
4b	124	(Traded to Washington)		
4c	126	Lavelle Hawkins	WR	California
4d	134	Stanford Keglar	LB	Purdue
5	157	(Traded to Washington)		
6	189	(Traded to Seattle)		
7	229	Cary Williams	CB	Washburn

Draft Notes

General Manager: Mike Reinfeldt

- 4d – Awarded as compensatory selection
- 4a – Pick acquired in trade with Washington for fourth round pick (#124 overall) and fifth round pick (#157 overall).
- 4b – Traded to Washington (see 4a)
- 4c – Pick acquired in trade with Dallas for Pacman Jones
- 5 – Pick traded to Washington (see 4a)
- 6 – Pick traded to Seattle for Bryce Fisher

2007

Rd.	Pick	Player	Pos.	College
1	19	Michael Griffin	S	Texas
2	50	Chris Henry	RB	Arizona
3	80	Paul Williams	WR	Fresno State
4a	115	Leroy Harris	G/C	North Carolina State
4b	128	Chris Davis	WR	Florida State
5	152	Antonio Johnson	DT	Mississippi State



ALL-TIME DRAFT SELECTIONS

6a	188	Joel Filani	WR	Texas Tech
6b	204	Jacob Ford	DE	Central Arkansas
6c	206	Ryan Smith	CB	Florida
7	223	Mike Otto	T	Purdue

Draft Notes

General Manager: Mike Reinfeldt

- 4b – Pick acquired in trade with Baltimore for Steve McNair in 2006.
- 6b – Pick acquired in trade with San Diego for Billy Volek in 2006.
- 6c – Pick acquired in trade with Indianapolis for seventh round pick (#238 overall) in 2006. That selection was originally obtained from Indianapolis for Rocky Calmus.

2006

Rd.	Pick	Player	Pos.	College
1	3	Vince Young	QB	Texas
2a	39	(Traded to Philadelphia)		
2b	45	LenDale White	RB	Southern California
3	70	(Traded to Buffalo)		
4a	102	Calvin Lowry	S	Penn State
4b	116	Stephen Tulloch	LB	North Carolina State
5a	137	Terna Nande	LB	Miami (Ohio)
5b	169	Jesse Mahelona	DT	Tennessee
6	172	Jonathan Orr	WR	Wisconsin
7a	215	Cortland Finnegan	CB	Samford
7b	238	(Traded to Indianapolis)		
7c	245	Spencer Toone	LB	Utah
7d	246	Quinton Ganther	RB	Utah

Draft Notes

General Manager: Floyd Reese

- 5b, 7c and 7d – awarded as compensatory selections
- 2a – Pick traded to Philadelphia (see 2b)
- 2b – Pick acquired from Philadelphia along with 2006 fourth round pick (116 overall) for the Titans second round pick (39 overall)
- 3 – Pick traded to Buffalo for RB Travis Henry in 2005
- 7b – Pick acquired from Indianapolis for LB Rocky Calmus in 2005 and traded back to Indianapolis for sixth round selection in 2007

2005

Rd.	Pick	Player	Pos.	College
1	6	Adam Jones	CB	West Virginia
2a	37	(Traded to Detroit)		
2b	41	Michael Roos	T	Eastern Washington
3a	68	Courtney Roby	WR	Indiana
3b	96	Brandon Jones	WR	Oklahoma
4a	108	Vincent Fuller	S	Virginia Tech
4b	113	David Stewart	T	Mississippi State
4c	136	Roydell Williams	WR	Tulane
5a	142	Damien Nash	RB	Missouri
5b	150	Daniel Loper	T	Texas Tech
6	179	Bo Scaife	TE	Texas
7	218	Reynaldo Hill	CB	Florida

Draft Notes

General Manager: Floyd Reese

- 3b and 4c – awarded as compensatory selections
- 2a – Pick traded to Detroit (see 2b)
- 2b – Pick acquired from Detroit along with 2005 fourth round pick (113 overall) for the Titans second round pick (37 overall)
- 4b – Pick acquired from Detroit (see 2b)
- 5b – Pick acquired from Kansas City for DE Carlos Hall

2004

Rd.	Pick	Player	Pos.	College
1	27	(Traded to Houston)		
2a	40	Ben Troupe	TE	Florida
2b	42	Travis LaBoy	DE	Hawaii
2c	57	Antwan Odom	DE	Alabama
3a	71	Randy Starks	DT	Maryland
3b	92	Rich Gardner	CB	Penn State

4a	103	Bo Schobel	DE	Texas Christian
4b	124	Michael Waddell	CB	North Carolina
5a	138	Jacob Bell	G	Miami (Ohio)
5b	159	(Traded to Houston)		
5c	165	Robert Reynolds	LB	Ohio State
6	191	Troy Fleming	RB	Tennessee
7a	230	Jared Clauss	DT	Iowa
7b	239	Eugene Amano	C	S.E. Missouri State
7c	241	Sean McHugh	TE	Penn State

Draft Notes

General Manager: Floyd Reese

- 5c, 7b, 7c – awarded as compensatory selections
- 1 – Pick traded to Houston (see 2a)
- 2a – Pick acquired from Houston along with 2004 third round pick (71 overall), fourth round pick (103 overall) and fifth round pick (138 overall) for the Titans 2004 first round pick (27 overall) and fifth round pick (159 overall)
- 2b – Pick acquired from New York Jets for WR Justin McCariens
- 3a – Pick acquired in Houston trade (see 2a)
- 4a – Pick acquired in Houston trade (see 2a)
- 5a – Pick acquired in Houston trade (see 2a)
- 5b – Pick traded to Houston (see 2a)

2003

Rd.	Pick	Player	Pos.	College
1	28	Andre Woolfolk	CB	Oklahoma
2	60	Tyrone Calico	WR	Middle Tennessee State
3	93	Chris Brown	RB	Colorado
4	126	Rien Long	DT	Washington State
5a	154	Donnie Nickey	S	Ohio State
5b	164	(Traded to New England)		
6	201	(Traded to New England)		
7a	225	Todd Williams	T	Florida State
7b	243	(Traded to New England)		

Draft Notes

General Manager: Floyd Reese

- 5a – Pick acquired from New England along with 2003 seventh round pick (225 overall) for the Titans 2003 fifth round pick (164 overall), sixth round pick (201 overall) and seventh round pick (243 overall)
- 5b – Pick traded to New England (see 5a)
- 6 – Pick traded to New England (see 5a)
- 7a – Pick acquired in New England trade (see 5a)
- 7b – Pick traded to New England (see 5a)

2002

Rd.	Pick	Player	Pos.	College
1a	14	(Traded to N.Y. Giants)		
1b	15	Albert Haynesworth	DT	Tennessee
2	45	Tank Williams	S	Stanford
3	77	Rocky Calmus	LB	Oklahoma
4a	110	Mike Echols	CB	Wisconsin
4b	115	Tony Beckham	CB	Wisconsin-Stout
4c	133	Rocky Boiman	LB	Notre Dame
5	151	Jake Schifino	WR	Akron
6	187	Justin Hartwig	G	Kansas
7a	225	Darrell Hill	WR	Northern Illinois
7b	240	Carlos Hall	DE	Arkansas

Draft Notes

General Manager: Floyd Reese

- 4c – awarded as compensatory selection
- 1a – Pick traded to N.Y. Giants (see 1b)
- 1b – Pick acquired from the New York Giants along with 2002 fourth round pick (115 overall) for the Titans 2002 first round pick (14 overall)
- 4b – Pick acquired in Giants trade (see 1b)
- 7b – Pick acquired from Green Bay for DT Rod Walker

2001

Rd.	Pick	Player	Pos.	College
1	29	(Traded to St. Louis)		



ALL-TIME DRAFT SELECTIONS

2	60	Andre Dyson	CB	Utah
3	90	Shad Meier	TE	Kansas State
4	124	Justin McCareins	WR	Northern Illinois
5	159	Eddie Berlin	WR	Northern Iowa
6a	192	Dan Alexander	RB	Nebraska
6b	199	Adam Haayer	T	Minnesota
7a	229	(Traded to Oakland)		
7b	232	Keith Adams	LB	Clemson

Draft Notes

General Manager: Floyd Reese

- 6b, 7b – awarded as compensatory selections
- 1 – Pick traded to St. Louis for DE Kevin Carter
- 7a – Pick traded to Oakland for C Gennaro DiNapoli

2000

Rd.	Pick	Player	Pos.	College
1	30	Keith Bulluck	LB	Syracuse
3a	68	Erron Kinney	TE	Florida
3b	93	Byron Frisch	DE	Brigham Young
4a	124	Bobby Myers	S	Wisconsin
4b	128	Peter Sirmon	LB	Oregon
5a	135	Aric Morris	S	Michigan State
5b	160	Frank Chamberlin	LB	Boston College
6	197	Robaire Smith	DE	Michigan State
7a	213	Mike Green	RB	Houston
7b	237	Wes Shivers	T	Mississippi State

Draft Notes

General Manager: Floyd Reese

- 4b – awarded as compensatory selection
- 7a – Pick acquired from Chicago for LB Lemanski Hall

1999

Rd.	Pick	Player	Pos.	College
1	16	Jevon Kearse	DE	Florida
2a	46	(Traded to New England)		
2b	52	John Thornton	DT	West Virginia
3	81	Zach Piller	G	Florida
4a	114	Brad Ware	S	Auburn
4b	117	Donald Mitchell	CB	Southern Methodist
5	151	Kevin Daft	QB	California-Davis
6	186	Darran Hall	WR	Colorado State
7	222	Phil Glover	LB	Utah

Draft Notes

General Manager: Floyd Reese

- 2a – Pick traded to New England (see 2b)
- 2b – Pick acquired from New England along with 1999 fourth round pick (117 overall) for Titans 1999 second round pick (46 overall)
- 4b – Pick acquired in New England trade (see 2b)

1998

Rd.	Pick	Player	Pos.	College
1	16	Kevin Dyson	WR	Utah
2	46	Samari Rolle	CB	Florida State
3	77	Dainon Sidney	CB	Alabama-Birmingham
4	107	Joe Salave'a	DT	Arizona
5	139	Benji Olson	G	Washington
6	168	Lee Wiggins	DB	South Carolina
7a	205	Jimmy Sprotte	LB	Arizona
7b	229	Kevin Long	C	Florida State

Draft Notes

General Manager: Floyd Reese

- 7b – awarded as a compensatory selection

1997

Rd.	Pick	Player	Pos.	College
1a	13	(Traded to Kansas City)		
1b	18	Kenny Holmes	DE	Miami (Fla.)

2	46	Joey Kent	WR	Tennessee
3a	75	Denard Walker	CB	Louisiana State
3b	81	Scott Sanderson	T	Washington State
4a	98	Derrick Mason	WR	Michigan State
4b	107	Pratt Lyons	DE	Troy State
4c	110	(Traded to Kansas City)		
4d	116	(Traded to New Orleans)		
5a	132	(Traded to Washington)		
5b	143	George McCullough	DB	Baylor
6a	165	(Traded to New Orleans)		
6b	179	(Traded to St. Louis)		
6c	181	Dennis Stallings	LB	Illinois
7	216	Armon Williams	DB	Arizona

Draft Notes

General Manager: Floyd Reese

- 1a – Pick traded to Kansas City (see 1b)
- 1b – Pick acquired from Kansas City along with 1997 third round pick (81 overall), fourth round pick (116 overall) and sixth round pick (181 overall) for Oilers 1997 first round pick (13 overall) and fourth round pick (110 overall)
- 3b – Pick acquired from Kansas City (see 1b)
- 4a – Pick acquired from Atlanta along with 1997 sixth round pick (165 overall) for QB Chris Chandler
- 4b – Pick acquired from New Orleans for Oilers 1997 fourth round pick (116 overall) and sixth round pick (165 overall)
- 4c – Pick traded to Kansas City (see 1b)
- 4d – Pick acquired from Kansas City (see 1b) and traded to New Orleans (see 4b)
- 5a – Pick traded to Washington
- 6a – Pick acquired from Atlanta (see 4a) and traded to New Orleans (see 4b)
- 6b – Pick traded to St. Louis for DE Robert Young
- 6c – Pick acquired from Kansas City (see 1b)

1996

Rd.	Pick	Player	Pos.	College
1a	9	(Traded to Oakland)		
1b	14	Eddie George	RB	Ohio State
1c	17	(Traded to Seattle)		
2a	38	Bryant Mix	DE	Alcorn State
2b	48	Jason Layman	G	Tennessee
3	74	Terry Killens	LB	Penn State
4a	107	Kendrick Burton	DE	Alabama
4b	109	Jon Runyan	T	Michigan
5	143	Rayna Stewart	DB	Northern Arizona
6	177	Anthony Dorsett	LB	Pittsburgh
7	218	Mike Archie	RB	Penn State

Draft Notes

General Manager: Floyd Reese

- 1a – Pick traded to Oakland for Raiders 1996 first round pick (17 overall), second round pick (48 overall) and fourth round pick (109 overall)
- 1b – Pick acquired from Seattle for Oilers 1996 first round pick (17 overall) and Oilers DT Glenn Montgomery
- 1c – Pick acquired from Oakland (see 1a) and traded to Seattle (see 1b)
- 2b – Pick acquired in Oakland trade (see 1a)
- 4b – Pick acquired in Oakland trade (see 1a)

1995

Rd.	Pick	Player	Pos.	College
1	3	Steve McNair	QB	Alcorn State
2	35	Anthony Cook	DT	South Carolina State
3a	67	Chris Sanders	WR	Ohio State
3b	89	Rodney Thomas	RB	Texas A&M
3c	95	Torey Hunter	DB	Washington State
4	101	Michael Roan	TE	Wisconsin
5a	137	(Awarded to Washington)		
5b	159	Gary Walker	DE	Auburn
6	174	Hicham El-Mashtoub	C	Arizona
7	211	C.J. Richardson	DB	Miami (Fla.)



ALL-TIME DRAFT SELECTIONS

Draft Notes

General Manager: Floyd Reese

- 3c – awarded as a compensatory selection
- 3b – Pick acquired from Minnesota along with 1994 fourth round pick (119 overall) for QB Warren Moon
- 5a – Pick to Washington in Wilbur Marshall ruling
- 5b – Pick awarded as compensation from New England for restricted free agent DE Tim Roberts

1994

Rd.	Pick	Player	Pos.	College
1	26	Henry Ford	DE	Arkansas
2	60	Jeremy Nunley	DE	Alabama
3a	97	(Awarded to Washington)		
3b	101	Malcolm Floyd (Seabron)	WR	Fresno State
4a	119	Mike Davis	DB	Cincinnati
4b	129	Sean Jackson	RB	Florida State
5a	157	Roderick Lewis	TE	Arizona
5b	161	Jim Reid	T	Virginia
6a	187	Lee Gissendaner	WR	Northwestern
6b	194	Barron Wortham	LB	Texas El-Paso
7	220	Lemanski Hall	LB	Alabama

Draft Notes

General Manager: Floyd Reese

- 3b – awarded as a compensatory selection
- 3a – Pick to Washington in Wilbur Marshall ruling
- 4a – Pick acquired from Minnesota along with 1995 third round pick (89 overall) for QB Warren Moon

1993

Rd.	Pick	Player	Pos.	College
1a	13	Brad Hopkins	T	Illinois
1b	19	(Traded to Philadelphia)		
2	47	Mike Barrow	LB	Miami (Fla.)
3	75	(Traded to Philadelphia)		
4	102	Travis Hannah	WR	Southern California
5	131	John Henry Mills	TE	Wake Forest
6	158	Chuck Bradley	T	Kentucky
7	187	Patrick Robinson	WR	Tennessee State
8	214	Blaine Bishop	DB	Ball State

Draft Notes

General Manager: Mike Holovak

- 1a – Pick acquired from Philadelphia for Oilers 1993 first round pick (19 overall) and third round pick (75 overall)
- 1b – Pick traded to Philadelphia (see 1a)
- 3 – Pick traded to Philadelphia (see 1a)

1992

Rd.	Pick	Player	Pos.	College
1	23	(Traded to San Diego)		
2	50	Eddie Robinson	LB	Alabama State
3	77	Corey Harris	WR	Vanderbilt
4	108	Mike Mooney	T	Georgia Tech
5a	133	Joe Bowden	LB	Oklahoma
5b	135	Tony Brown	DB	Fresno State
5c	136	Tim Roberts	DT	Southern Mississippi
6	162	Mario Bailey	WR	Washington
7	189	Elbert Turner	WR	Illinois
8	220	Bucky Richardson	QB	Texas A&M
9	247	Bernard Dafney	T	Tennessee
10	274	Dion Johnson	WR	East Carolina
11	301	Anthony Davis	LB	Utah
12	332	Joe Wood	K	Air Force

Draft Notes

General Manager: Mike Holovak

- 1 – Pick traded to San Diego along with WR Shawn Jefferson for Chargers DE Lee Williams in August of 1991
- 5a – Pick acquired from New Orleans for Oilers RB Allen Pinkett

- 5c – Pick acquired from Dallas along with 1991 second round pick (Minnesota's pick, 38 overall) for RB Alonzo Highsmith

1991

Rd.	Pick	Player	Pos.	College
1	17	(Traded to New England)		
2a	28	Mike Dumas	DB	Indiana
2b	38	Darryll Lewis	DB	Arizona
2c	44	John Flannery	C	Syracuse
3a	71	Steve Jackson	DB	Purdue
3b	79	Kevin Donnalley	T	North Carolina
4a	101	David Rocker	DT	Auburn
4b	102	Marcus Robertson	DB	Iowa State
5	129	Gary Wellman	WR	Southern California
6	157	(Pick traded to Philadelphia)		
7	183	Kyle Freeman	LB	Angelo State
8	214	Gary Brown	RB	Penn State
9	240	Shawn Jefferson	WR	Central Florida
10	267	Curtis Moore	LB	Kansas
11	294	James Smith	DB	Richmond
12	325	Alex Johnson	WR	Miami (Fla.)

Draft Notes

General Manager: Mike Holovak

- 1 – Pick traded to New England for 1991 second round pick (28 overall) and fourth round pick (101 overall)
- 2a – Pick acquired in New England trade (see 1)
- 2b – Pick acquired from Dallas (originally Minnesota's selection) along with 1992 fourth round pick (136 overall) for RB Alonzo Highsmith
- 3b – Pick acquired from Miami for LB John Grimsley
- 4a – Pick acquired in New England trade (see 1)
- 6 – Pick traded to Philadelphia for QB Don McPherson in 1990

1990

Rd.	Pick	Player	Pos.	College
1	15	Lamar Lathon	LB	Houston
2	41	Jeff Alm	DT	Notre Dame
3	72	Willis Peguese	DE	Miami (Fla.)
4	99	Eric Still	G	Tennessee
5	126	Richard Newbill	LB	Miami (Fla.)
6	153	Tony Jones	WR	Texas
7	184	Andy Murray	RB	Kentucky
8	211	Brett Tucker	DB	Northern Illinois
9	237	Pat Coleman	WR	Mississippi
10	264	Dee Thomas	DB	Nicholls State
11	295	Joey Banes	T	Houston
12	321	Reggie Slack	QB	Auburn

Draft Notes

General Manager: Mike Holovak

1989

Rd.	Pick	Player	Pos.	College
1	23	David Williams	T	Florida
2	50	Scott Kozak	LB	Oregon
3	77	Bubba McDowell	S	Miami (Fla.)
4	104	Rod Harris	WR	Texas A&M
5	131	Glenn Montgomery	DT	Houston
6	157	Bo Orlando	S	West Virginia
7	190	Tracy Rogers	LB	Fresno State
8	217	Alvoid Mays	CB	West Virginia
9	244	Bob Mrosko	TE	Penn State
10	271	Tracy Johnson	RB	Clemson
11	298	Brian Smider	T	West Virginia
12	325	Chuck Hartlieb	QB	Iowa

Draft Notes

General Manager: Mike Holovak

1988

Rd.	Pick	Player	Pos.	College
-----	------	--------	------	---------



ALL-TIME DRAFT SELECTIONS

1a	9	(Traded to Raiders)		
1b	22	Lorenzo White	RB	Michigan State
2	48	Quintin Jones	DB	Pittsburgh
3a	72	Greg Montgomery	P	Michigan State
3b	74	(Traded to Raiders)		
4	102	(Traded to Raiders)		
5a	125	Cris Dishman	DB	Purdue
5b	130	Chris Verhulst	TE	Cal State-Chico
6	157	Kurt Crain	LB	Auburn
7	187	Tracey Eaton	DB	Portland State
8	214	David Viaene	C	Minnesota-Duluth
9	241	David Spradlin	LB	Texas Christian
10	271	Marco Johnson	WR	Hawaii
11	298	Jethro Franklin	DE	Fresno State
12	325	John Brantley	LB	Georgia

Draft Notes

General Manager: Ladd Herzeg

- 1a – Pick traded (originally L.A. Rams pick from 1987 trade) to L.A. Raiders along with 1988 third round pick (74 overall) and fourth round pick (102 Overall) for DE Sean Jones, 1988 second round pick (48 overall, Oilers original pick) and third round pick (60 overall)
- 2 – Pick reacquired from L.A. Raiders in trade (see 1a)
- 3a – Pick acquired from S.D. along with fifth round pick (125 overall) for the Oilers third round pick (60 overall)
- 3b – Pick traded to L.A. Raiders (see 1a)
- 4 – Pick traded to Raiders (see 1a)
- 5a – Pick acquired in San Diego trade (see 3a)

1987

Rd.	Pick	Player	Pos.	College
1a	3	Alonzo Highsmith	RB	Miami (Fla.)
1b	8	(Traded to Buffalo)		
1c	20	Haywood Jeffires	WR	N.C. State
2a	36	(Traded to Buffalo)		
2b	46	Walter Johnson	LB	Louisiana Tech
3	64	Cody Carlson	QB	Baylor
4a	91	(Traded to L.A. Rams)		
4b	105	Mark Dusbabek	LB	Minnesota
5a	120	(Traded to Washington)		
5b	133	Spencer Tillman	RB	Oklahoma
6a	147	Al Smith	LB	Utah State
6b	159	Toby Caston	LB	Louisiana State
7	176	Robert Banks	DT	Notre Dame
8	202	Michel James	WR	Washington State
9	231	Wes Neighbors	C	Alabama
10	258	Curtis Duncan	WR	Northwestern
11	287	John Davis	G	Georgia Tech
12	314	Ira Valentine	RB	Texas A&M

Draft Notes

General Manager: Ladd Herzeg

- 1a – Pick acquired from Buffalo for Oilers 1987 first round pick (8 overall) and second round pick (36 overall)
- 1b – Pick traded to Buffalo (see 1a)
- 1c – Pick acquired from L.A. Rams along with G Kent Hill, DE William Fuller, 1987 fifth round pick (133 overall) and 1988 first round pick (9 overall) for QB Jim Everett
- 2a – Pick acquired from Detroit for T Harvey Salem and traded to Buffalo (see 1a)
- 2b – Pick acquired from Kansas City along with 1987 fourth round pick (105 overall) for the Oilers second round pick (35 overall)
- 4a – Pick traded to L.A. Rams along with 1986 seventh round pick (172 overall) for WR Drew Hill in 1986.
- 4b – Pick acquired in Kansas City trade (see 2b)
- 5a – Pick traded to Washington (eventually to Chicago) for PK Tony Zendejas
- 5b – Pick acquired in L.A. Rams trade (see 1c)
- 6b – Pick acquired from Kansas City for RB Larry Morarity

1986

Rd.	Pick	Player	Pos.	College
1	3	Jim Everett	QB	Purdue
2	34	Ernest Givins	WR	Louisville
3	61	Allen Pinkett	RB	Notre Dame
4	87	(Traded to Kansas City)		
5	114	Jeff Parks	TE	Auburn
6	145	Ray Wallace	RB	Purdue
7	172	(Traded to L.A. Rams)		
8	199	Larry Griffin	DB	North Carolina
9	225	Bob Sebring	LB	Illinois
10	256	Don Sommer	G	Texas El-Paso
11	283	Mark Cochran	T	Baylor
12	310	Chuck Banks	RB	West Virginia Tech

Draft Notes

General Manager: Ladd Herzeg

- 4 – Pick traded to Kansas City (see 1985, 5b)
- 7 – Pick traded to L.A. Rams along with 1987 fourth round pick (91 overall) for WR Drew Hill

1985

Rd.	Pick	Player	Pos.	College
1a	2	(Traded to Minnesota)		
1b	3	Ray Childress	DE	Texas A&M
1c	11	Richard Johnson	DB	Wisconsin
2a	31	(Traded to Denver)		
2b	36	Richard Byrd	DE	Southern Mississippi
3a	58	(Traded to N.Y. Giants)		
3b	80	(Traded to L.A. Raiders)		
3c	82	Mike Kelley	C	Notre Dame
4	87	Tom Briehl	LB	Stanford
5a	114	(Traded to Dallas)		
5b	133	Frank Bush	LB	North Carolina State
5c	138	Lee Johnson	K	Brigham Young
6a	143	(Traded to L.A. Raiders)		
6b	153	Joe Krakoski	LB	Washington
7	170	Mike Akiu	WR	Hawaii
8	199	Chuck Thomas	C	Oklahoma
9	226	Steve Tasker	KR	Northwestern
10	255	Mike Golic	DL	Notre Dame
11	281	Willie Drewrey	WR	West Virginia
12	311	Mark Vonderhaar	DT	Minnesota

Draft Notes

General Manager: Ladd Herzeg

- 1a – Pick traded to Minnesota
- 1b – Pick acquired from Minnesota
- 1c – Pick acquired from New Orleans for RB Earl Campbell
- 2a – Pick traded to Denver for second round pick (from Tampa Bay, 36 overall) and fifth round pick (138 overall)
- 2b – Pick acquired from Denver (see 2a)
- 3a – Pick traded to New York Giants for RB Butch Woolfolk
- 3b – Pick traded to L.A. Raiders along with sixth round pick (143 overall) for C Jim Romano
- 3c – Pick acquired from Denver for WR Butch Johnson
- 5a – Pick traded to Dallas (see 1984, 2b)
- 5b – Pick acquired from Kansas City along with sixth round pick (153 overall) for DE Bob Hamm and 1986 fourth round pick (87 overall)
- 5c – Pick acquired from Denver (see 2a)
- 6a – Pick traded to L.A. Raiders (see 3b)
- 6b – Pick acquired from Kansas City (see 5b)

1984

Rd.	Pick	Player	Pos.	College
1	2	Dean Steinkuhler	T	Nebraska
2a	29	Doug Smith	DE	Auburn
2b	40	(Traded to Dallas)		
2c	54	Bo Eason	DB	California-Davis
3	58	Johnny Meads	LB	Nicholls State
4a	85	Mark Studaway	DE	Tennessee
4b	100	Patrick Allen	DB	Utah State



ALL-TIME DRAFT SELECTIONS

4c	102	(Traded to Washington)		
5	114	Robert Lyles	LB	Texas Christian
6a	141	John Grimsley	LB	Kentucky
6b	161	Eric Mullins	WR	Stanford
7	170	Willie Joyner	RB	Maryland
8	197	Kevin Baugh	WR	Penn State
9a	226	Jeff Donaldson	DB	Colorado
9b	227	Mike Johnson	DE	Illinois
9c	252	Mike Russell	LB	Toledo
10	253	(Traded to L.A. Rams)		
11	282	(Traded to L.A. Raiders)		
12	309	(Traded to L.A. Rams)		

Draft Notes

General Manager: Ladd Herzeg

- 2b – Pick acquired from Minnesota (see 4b) and traded to Dallas along with 1985 fifth round pick (114 overall) and WR Mike Renfro for second round pick (54 overall) and WR Butch Johnson
- 2c – Pick acquired from Dallas (see 2b)
- 4b – Pick acquired from Minnesota along with second round pick (40 overall) for QB Archie Manning and TE Dave Casper
- 4c – Pick acquired from L.A. Rams and traded to Washington for 1985 third round pick (80 overall)
- 6b – Pick acquired from L.A. Rams (see 1983, 1a) and traded to Washington
- 9b – Pick acquired from N.Y. Giants (see 1983, 11)
- 9c – Pick acquired from L.A. Raiders for past considerations involving RB Tim Wilson for 11th round pick (282 overall)
- 10 – Pick traded to L.A. Rams for T Doug France
- 11 – Pick traded to L.A. Raiders (9c)
- 12 – Pick traded to L.A. Rams for past considerations

1983

Rd.	Pick	Player	Pos.	College
1a	2	(Pick traded to L.A. Rams)		
1b	9	Bruce Matthews	G	Southern California
2a	30	Harvey Salem	T	California
2b	42	Keith Bostic	DB	Michigan
3a	58	Tim Joiner	LB	Louisiana State
3b	69	Chris Dressel	TE	Stanford
3c	76	(Traded to Miami)		
3d	83	Steve Brown	DB	Oregon
4a	86	Greg Hill	DB	Oklahoma State
4b	88	Mike McCloskey	TE	Penn State
5a	114	Larry Moriarty	RB	Notre Dame
5b	139	Jerome Foster	DT	Ohio State
6	142	Steve Haworth	DB	Oklahoma
7	170	Herkie Walls	WR	Texas
8	198	Robert Thompson	LB	Michigan
9	226	Kevin Potter	DB	Missouri
10	253	(Traded to Green Bay)		
11	281	(Traded to N.Y. Giants)		
12	309	(Traded to N.Y. Giants)		

Draft Notes

General Manager: Ladd Herzeg

- 1a – Pick traded to L.A. Rams for first round pick (3 overall), fourth round pick (88 overall) and 1984 fourth round pick (102 overall)
- 1b – Pick acquired from Seattle along with second round pick (42 overall) and third round pick (69 overall) for Oilers first round pick (3 overall from L.A. Rams)
- 2b – Pick acquired from Seattle (see 1b)
- 3b – Pick acquired from Seattle (see 1b)
- 3c – Pick acquired from Green Bay and traded to Miami (see 3d)
- 3d – Pick acquired from Miami along with fifth round pick (139 overall) for third round pick (76 overall)
- 4b – Pick acquired from L.A. Rams (see 1a)
- 5b – Pick acquired from Miami (see 3d)
- 10 – Pick traded to Green Bay for T Mark Koncar
- 11 – Pick traded to N.Y. Giants along with 12th round pick (309 overall) for 1984 ninth round pick (228 overall)
- 12 – Pick traded to N.Y. Giants (see 11)

1982

Rd.	Pick	Player	Pos.	College
1	8	Mike Munchak	G	Penn State
2a	35	(Pick traded to Oakland)		
2b	44	Oliver Luck	QB	West Virginia
3a	67	(Pick traded to L.A. Rams)		
3b	72	Stan Edwards	RB	Michigan
3c	77	Robert Abraham	LB	North Carolina State
4	94	Steve Bryant	WR	Purdue
5	121	Malcolm Taylor	DE	Tennessee State
6	148	Gary Allen	RB	Hawaii
7	175	(Traded to Detroit)		
8	207	(Traded to L.A. Rams)		
9	234	Matt Bradley	DB	Penn State
10	261	Ron Reeves	QB	Texas Tech
11	287	Jim Campbell	TE	Kentucky
12	314	Donnie Craft	RB	Louisville

Draft Notes

General Manager: Ladd Herzeg

- 2a – Pick traded to Oakland (see 1981, 1)
- 2b – Pick acquired from L.A. Rams along with 1982 third round pick (77 overall) for TE Mike Barber and 1982 third round pick (67 overall)
- 3a – Pick traded to L.A. Rams (see 2b)
- 3b – Pick acquired from N.Y. Giants for RB Rob Carpenter
- 7 – Pick traded to Detroit for CB Luther Bradley
- 8 – Pick traded to L.A. Rams TE Lewis Gilbert

1981

Rd.	Pick	Player	Pos.	College
1	21	(Traded to Oakland)		
2	48	(Traded to Oakland)		
3	79	Mike Holston	WR	Morgan State
4	106	Nick Eyre	T	Brigham Young
5	133	Delbert Fowler	LB	West Virginia
6	159	Bill Kay	DB	Purdue
7a	186	(Traded to Seattle)		
7b	193	Don Washington	DB	Texas A&M-Kingsville
8	217	Willie Tullis	WR	Troy State
9	243	Avon Riley	LB	UCLA
10	270	Larry Jones	RB	Colorado State
11	297	Claude Mathews	G	Auburn
12	324	Bill Capece	K	Florida State

Draft Notes

General Manager: Ladd Herzeg

- 1 – Pick traded to Oakland along with 1981 second round pick (48 overall) and 1982 second round pick (35 overall) for TE Dave Casper
- 2 – Pick traded to Oakland (see 1)
- 7a – Pick traded to Seattle along with 1980 10th round pick (274 overall) for LB Sammy Green
- 7b – Pick acquired from Oakland (see 1980, 7a)

1980

Rd.	Pick	Player	Pos.	College
1	25	(Traded to New England)		
2a	38	Angelo Fields	T	Michigan State
2b	52	Daryle Skaugstad	DT	California
3	79	Tim Smith	WR	Nebraska
4	106	Chris Combs	TE	New Mexico
5	134	John Corker	LB	Oklahoma State
6	160	(Traded to New England)		
7a	182	Craig Bradshaw	QB	Utah State
7b	190	(Traded to N.Y. Jets)		
8	217	Harold Bailey	QB/TE	Oklahoma State
9	244	Ed Harris	RB	Bishop
10	274	(Traded to Seattle)		
11	301	Eddie Preston	WR	Western Kentucky
12	328	Wiley Pitts	WR	Temple



ALL-TIME DRAFT SELECTIONS

Draft Notes

General Manager: Bum Phillips

- 1 – Pick traded to New England along with sixth round pick (160 overall) for T Leon Gray
- 2a – Pick acquired from Kansas City for QB Steve Fuller
- 6 – Pick traded to New England (see 1)
- 7a – Pick acquired from Oakland along with 1981 seventh round pick (193 overall) for DB Jack Tatum
- 7b – Pick traded to N.Y. Jets for WR Rich Caster
- 10 – Pick traded to Seattle along with 1981 seventh round pick (186 overall) for LB Sammy Green

1979

Rd.	Pick	Player	Pos.	College
1	23	(Traded to Kansas City)		
2a	31	Mike Stensrud	DE	Iowa State
2b	50	Jesse Baker	DE	Jacksonville State
3a	69	(Traded to Baltimore)		
3b	72	Kenny King	RB	Oklahoma
3c	78	(Traded to Tampa Bay)		
4	104	(Traded to San Diego)		
5	133	(Traded to Tampa Bay)		
6a	143	Daryl Hunt	LB	Oklahoma
6b	159	Mike Murphy	LB	S.W. Missouri
7	171	Tim Ries	DB	S.W. Missouri
8	214	Carter Hartwig	DB	Southern California
9	243	Rich Ellender	WR	McNeese State
10	(Pick used in 1978 supplemental draft)			
11	298	Mike Taylor	T	Georgia Tech
12	324	Wayne Wilson	RB	Shepherd

Draft Notes

General Manager: Bum Phillips

- 1 – Pick traded to Kansas City for 1979 second round pick (31 overall) and 1980 second round pick (38 overall)
- 2a – Pick acquired in Kansas City trade (see 1)
- 3a – Pick traded to Baltimore for 1979 third round pick (72 overall) and seventh round pick (171 overall)
- 3b – Pick acquired in Baltimore trade (see 3a)
- 3c – Pick traded to Tampa Bay (see 1978, 1a)
- 4 – Pick traded to San Diego for QB Neal Jeffrey
- 5 – Pick traded to Tampa Bay (see 1978, 1a)
- 6a – Pick acquired from Buffalo for T Elbert Drungo
- 7 – Pick acquired in Baltimore trade (see 3a)
- 10 – Pick used on WR Johnnie Dirden (Sam Houston State) in 1978 supplemental draft

1978

Rd.	Pick	Player	Pos.	College
1a	1	Earl Campbell	RB	Texas
1b	17	(Traded to Tampa Bay)		
2	44	(Traded to Tampa Bay)		
3	73	Gifford Nielsen	QB	Brigham Young
4	98	Mike Renfro	WR	Texas Christian
5	127	(Traded to Kansas City)		
6	154	Conrad Rucker	TE	Southern
7	183	(Traded to Buffalo)		
8	210	J.C. Wilson	DB	Pittsburgh
9	239	Jim Mol	DE	Morningside
10	266	Steve Young	TE	Wake Forest
11	295	Willie Thiklen	WR	Alabama State
12	322	John Schuhmacher	G	Southern California

Draft Notes

General Manager: Bum Phillips

- 1a – Pick acquired from Tampa Bay for 1978 first round pick (17 overall) and second round pick (44 overall), 1979 third round pick (78 overall) and fifth round pick (133 overall) and TE Jimmie Giles
- 1b – Pick traded to Tampa Bay (see 1a)
- 5 – Pick traded to Kansas City for WR Otis Taylor
- 7 – Pick traded to Buffalo for DE Jimmy Dean

1977

Rd.	Pick	Player	Pos.	College
1	11	Morris Towns	T	Missouri
2	38	George Reihner	G	Penn State
3a	65	(Traded to San Francisco)		
3b	66	Tim Wilson	RB	Maryland
3c	70	Jimmie Giles	TE	Alcorn State
3d	84	Rob Carpenter	RB	Miami (Ohio)
4a	95	(Traded to Kansas City)		
4b	98	Warren Anderson	WR	West Virginia State
5		(Choice forfeited)		
6a	148	Gary Woolford	DB	Florida State
6b	165	David Carter	C	Western Kentucky
7	178	(Traded to New York Giants)		
8a	198	Steve Davis	WR	Georgia
8b	205	Eddie Foster	WR	Houston
9	232	Bill Currier	DB	South Carolina
10	262	Harvey Hull	LB	Mississippi State
11	289	Al Romano	LB	Pittsburgh
12	316	Ove Johansson	K	Abilene Christian

Draft Notes

General Manager: Bum Phillips

- 3a – Pick traded to San Francisco along with 1976 first round pick (21 overall) for RB Vic Washington
- 3b – Pick acquired from Green Bay along QB John Hadl and DB Ken Ellis for QB Lynn Dickey
- 3c – Pick acquired from Miami along with fourth round pick (98 overall) for CB Ken Ellis
- 3d – Pick acquired from Oakland for WR Emmett Edwards
- 4a – Pick traded to Kansas City along with 1976 fifth round pick (144 overall) for WR Elmo Wright
- 4b – Pick acquired in Miami trade (see 3c)
- 6b – Pick acquired from New England
- 7 – Pick traded to N.Y. Giants for RB Joe Dawkins
- 8a – Pick acquired from Seattle for WR Steve Largent

1976

Rd.	Pick	Player	Pos.	College
1	21	(Traded to San Francisco)		
2	48	Mike Barber	TE	Louisiana Tech
3	79	(Traded to Kansas City)		
4a	113	(Traded to Oakland)		
4b	117	Steve Largent	WR	Tulsa
5	144	(Traded to Kansas City)		
6	173	Todd Simonsen	T	South Dakota State
7a	197	Larry Harris	DT	Oklahoma State
7b	202	(Traded to New England)		
8	229	Bobby Simon	T	Grambling State
9	256	Art Stringer	LB	Ball State
10	284	Steve Kincannon	QB	Humboldt State
11	311	Skip Walker	RB	Texas A&M
12a	324	Larry Bell	T	East Texas State
12b	337	(Traded to San Diego)		
13	368	Dan O'Rourke	WR	Colorado State
14	395	John Reimer	T	Wisconsin
15	422	Bobby Byars	DT	Cheyney
16	452	Claude Johnson	LB	Florida A&M
17	479	Allen Misher	WR	Louisiana State

Draft Notes

General Manager: Bum Phillips

- 1 – Pick traded to San Francisco along with 1977 third round pick (65 overall) for RB Vic Washington
- 3 – Pick traded to Kansas City
- 4a – Pick traded to Oakland along with 1975 fifth round pick (115 overall) for S Tommy Maxwell
- 4b – Pick acquired from L.A. Rams
- 5 – Pick traded to Kansas City along with 1977 fourth round pick (95 overall) for WR Elmo Wright
- 7a – Pick acquired from Denver for DB Jeff Sevenson



ALL-TIME DRAFT SELECTIONS

- 7b – Pick traded to New England for TE Bob Adams
- 12a – Pick acquired from Cleveland for WR Willie Miller
- 12b – Pick traded to San Diego for WR Jerry LeVias

1975

Rd.	Pick	Player	Pos.	College
1a	6	Robert Brazile	LB	Jackson State
1b	15	Don Hardeman	RB	Texas A&M-Kingsville
2	40	Emmett Edwards	WR	Kansas
3	65	(Traded to Atlanta)		
4	90	(Traded to Dallas)		
5	115	(Traded to Oakland)		
6	146	Jesse O'Neal	DE	Grambling State
7a	162	Mike Biehle	T	Miami (Ohio)
7b	171	Mark Cotney	DB	Cameron
8	196	Jerry Lawrence	DT	South Dakota State
9	221	Bob Bruer	TE	Minn St.-Mankato
10	246	Alan Pringle	K	Rice
11	271	John Sawyer	TE	Southern Mississippi
12	302	Willie Miller	WR	Colorado State
13	327	Ricky Scales	WR	Virginia Tech
14	352	Jody Medford	G	Rice
15	377	Jack Holmes	RB	Texas Southern
16	402	Ken Lambert	DB	Virginia Tech
17	427	Ricky Seeker	C	Texas A&M

Draft Notes

General Manager: Bum Phillips

- 1a – Pick acquired from Kansas City along with DT Curley Culp for DE John Matuszak
- 3 – Pick traded to Atlanta for LB Buane Benson
- 4 – Pick traded to Dallas for WR Mike Montgomery
- 5 – Pick traded to Oakland along with 1976 fourth round pick (113 overall) for S Tommy Maxwell
- 7a – Pick acquired from Kansas City for RB Bill Thomas

1974

Rd.	Pick	Player	Pos.	College
1	1	(Traded to Dallas)		
2	27	(Traded to Buffalo)		
3	53	(Traded to Dallas)		
4	79	Steve Manstedt	LB	Nebraska
5	105	(Traded to Washington)		
6a	131	(Traded to New Orleans)		
6b	154	Booker Brown	G	Southern California
7	157	Leonard Fairley	DB	Alcorn State
8	183	Mike McCoy	DB	Western Kentucky
9	209	(Traded to New England)		
10	235	(Traded to New Orleans)		
11	261	Steve Taylor	C	Auburn
12	287	Ricky Browne	LB	Florida
13	313	Dan Dixon	G	Boise State
14	339	(Traded to Buffalo)		
15	365	Billy Johnson	WR	Widener
16	391	Matthew Williams	RB	N.E. Louisiana
17	417	Bill Hedge	T	N.W. Missouri State

Draft Notes

General Manager: Sid Gillman

- 1 – Pick traded to Dallas along with 1974 third round pick (53 overall) for DE Tody Smith and WR Billy Parks
- 2 – Pick traded to Buffalo for LB Al Cowlings
- 3 – Pick traded to Dallas (see 1)
- 5 – Pick traded to Washington for S Alvin Haymond
- 6a – Pick traded to New Orleans along with 10th round pick (235 overall) for RB James Ford
- 6b – Pick acquired from L.A. Rams for DE Bob Crum
- 9 – Pick traded to New England for LB Steve Kiner
- 10 – Pick traded to New Orleans (see 6a)
- 14 – Pick traded to Buffalo for T Levert Carr

1973

Rd.	Pick	Player	Pos.	College
-----	------	--------	------	---------

1a	1	John Matuszak	DE	Tampa
1b	14	George Amundson	RB	Iowa State
2	27	(Traded to Kansas City)		
3a	53	(Traded to New Orleans)		
3b	61	(Traded to Baltimore)		
4	79	Gregg Bingham	LB	Purdue
5	105	Edesel Garrison	WR	Southern California
6	131	Ron Mayo	TE	Morgan State
7	157	Shelby Jordan	T	Washington (Mo.)
8	183	Joe Blahak	DB	Nebraska
9	209	Mark Williams	K	Rice
10	235	Darrell Vaughn	DT	Northern Colorado
11	261	Larry Eaglin	DB	Stephen F. Austin
12	287	Brad Lyman	WR	UCLA
13	313	Willie Martin	G	N.E. Oklahoma
14	339	Ron Lou	C	Arizona State
15	365	Roger Goree	LB	Baylor
16	391	Tim Dameron	WR	East Carolina
17	417	Randy Braband	LB	Texas

Draft Notes

General Manager: Sid Gillman

- 1b – Pick acquired from Atlanta for DT Mike Tilleman
- 2 – Pick traded to Kansas City
- 3a – Pick traded along with 1972 second round pick (31 overall) for DT Mike Tilleman
- 3b – Pick acquired from Denver for QB Charley Johnson; Pick traded to Baltimore for C Bill Curry

1972

Rd.	Pick	Player	Pos.	College
1	6	Greg Sampson	DE	Stanford
2	31	(Traded to New Orleans)		
3a	56	Lewis Jolley	RB	North Carolina
3b	75	Solomon Freelon	G	Grambling State
4	84	(Traded to St. Louis)		
5	109	(Traded to Denver)		
6a	134	Joe Bullard	DB	Tulane
6b	136	Elmer Allen	LB	Mississippi
7	162	Eric Hutchinson	DB	Northwestern
8	187	Guy Roberts	LB	Maryland
9	212	Willie Postler	T	Montana
10a	240	Rhett Dawson	WR	Florida State
10b	259	Jimmy Butler	TE	Tulsa
11	264	Ron Evans	T	Baylor
12	290	Willie Rodgers	RB	Jackson State
13	318	Willie Roberts	DB	Houston
14	343	Gary Crockett	C	Lamar
15	368	(Traded to Pittsburgh)		
16	396	Guy Murdock	C	Michigan
17	421	Kelly Cochrane	QB	Miami (Fla.)

Draft Notes

General Manager: John Breen

- 2 – Pick traded along with 1973 third round pick (53 overall) for DT Mike Tilleman
- 3b – Pick acquired from Kansas City
- 4 – Pick traded to St. Louis for LB Dave Olerich
- 5 – Pick traded to Denver for Cleo Johnson
- 6b – Pick acquired from Denver
- 15 – Pick traded to Pittsburgh for Worthy McClure

1971

Rd.	Pick	Player	Pos.	College
1	3	Dan Pastorini	QB	Santa Clara
2	31	(Traded to New Orleans)		
3	56	Lynn Dickey	QB	Kansas State
4	81	Larron Jackson	T	Missouri
5	109	Willie Armstrong	RB	Grambling State
6	134	Willie Alexander	DB	Alcorn State



ALL-TIME DRAFT SELECTIONS

7a	159	Phil Croyle	LB	California
7b	174	Larry Watson	T	Morgan State
8	187	(Traded to Denver)		
9	212	Floyd Rice	TE	Alcorn State
10	237	Russ Price	DE	North Carolina Central
11	265	Macon Hughes	WR	Rice
12	290	John Thompson	G	Minnesota
13	315	Joe Hoing	G	Arkansas Tech
14	343	Dick Adams	DB	Miami (Ohio)
15	368	Andy Hopkins	RB	Stephen F. Austin
16	393	Moses Denson	RB	Maryland-E. Shore
17	421	Calvin Fox	LB	Michigan State

Draft Notes

General Manager: John Breen

- 2 – Pick traded to New Orleans
- 7b – Pick acquired from New York Giants
- 8 – Pick traded to Denver

1970

Rd.	Pick	Player	Pos.	College
1	14	Doug Wilkerson	G	North Carolina Central
2a	31	Leo Brooks	DT	Texas
2b	40	Bill Dusenberry	RB	Johnson Smith
3	66	(Traded to Cleveland)		
4	92	Spike Jones	P	Georgia
5a	110	Ron Saul	G	Michigan State
5b	118	Ed Duley	DT	Northern Arizona
6	144	Benny Johnson	DB	Johnson Smith
7	170	Charles Olson	DB	Concordia College
8	196	Mike McClish	T	Wisconsin
9	222	Charles Blossom	DE	Texas Southern
10	248	Joe Dawkins	RB	Wisconsin
11	274	Robert Morris	C	Duke
12	300	Richard Dawkins	TE	Johnson Smith
13	326	Jess Lewis	LB	Oregon State
14	352	Claire Rasmussen	G	Wisconsin-Oshkosh
15	378	Dave Sharp	T	Stanford
16		No choice		
17	430	Julian Fagan	P	Mississippi

Draft Notes

General Manager: (none)

- 2a – Pick acquired from Boston
- 3 – Pick traded to Cleveland
- 5a – Pick acquired from Cincinnati
- 16 – Pick used on underclassman (WR Chris Myers, Kenyon)

1969

Rd.	Pick	Player	Pos.	College
1	15	Ron Pritchard	LB	Arizona State
2	40	Jerry LeVias	WR	Southern Methodist
3a	65	Elbert Drungo	T	Tennessee State
3b	78	Rich Johnson	RB	Illinois
4a	93	Charlie Joiner	WR	Grambling
4b	96	Roy Gerela	K	New Mexico State
5	118	Johnny Peacock	S	Houston
6	143	Willie Grate	WR	South Carolina State
7	171	Mike Richardson	RB	Southern Methodist
8	196	Glenn Woods	DT	Prairie View
9	221	Ed Watson	LB	Grambling
10a	249	Joe Pryor	TE	Boston College
10b	256	Bob Naponic	QB	Illinois
11	274	Terry May	DE	Southern Methodist
12	299	George Resley	DT	Texas A&M
13	327	Richard Pickens	RB	Tennessee
14	352	Roy Don Reeves	DB	South Carolina
15	377	John Tyszkiewicz	G	Chattanooga
16	405	Lloyd Wainscott	LB	Texas
17	430	Hank Autry	C	Southern Mississippi

Draft Notes

General Manager: Don Klosterman

- 3b – Pick acquired from New York Jets
- 4b – Pick acquired from San Diego
- 10b – Pick acquired from Oakland

1968

Rd.	Pick	Player	Pos.	College
1	22	(Traded to Kansas City)		
2	49	Mac Haik	WR	Mississippi
3	77	Elvin Bethea	DE	North Carolina A&T
4	105	Jim Beirne	WR	Purdue
5	133	Bob Longo	TE	Pittsburgh
6	160	(Traded to Cincinnati)		
7	187	Paul Toscano	DB	Wyoming
8	214	(Traded to New York)		
9a	224	Bob Robertson	T	Illinois
9b	240	(Traded to Miami)		
10a	263	Joe Peace	LB	Louisiana Tech
10b	268	Tom Domres	DT	Wisconsin
11	295	Bill Halley	TE	La Verne
12	322	Barry Lischner	RB	Missouri
13	349	Jim Dousay	RB	Louisiana State
14	376	Rich Stotter	LB	Houston
15	403	(Traded to San Diego)		
16	430	Bob Smith	S	Miami (Ohio)
17	457	Billy Alsbrooks	DB	North Carolina Central

Draft Notes

General Manager: Don Klosterman

- 1 – Pick traded to Kansas City along with QB Jacky Lee and DT Ernie Ladd for QB Pete Beathard
- 6 – Pick traded to Cincinnati
- 8 – Pick traded to New York Jets
- 9a – Pick acquired from Boston
- 9b – Pick traded to Miami
- 10a – Pick acquired from San Diego
- 15 – Pick traded to San Diego

1967

Rd.	Pick	Player	Pos.	College
1a	5	George Webster	LB	Michigan State
1b	23	Tom Regner	G	Notre Dame
2a	30	Bob Davis	QB	Virginia
2b	49	Roy Hopkins	RB	Texas Southern
3	56	Larry Carwell	CB	Iowa State
4	86	Carel Stith	DT	Nebraska
5a	111	Pete Johns	S	Tulane
5b	118	Willie Parker	DT	Arkansas AM&N
5c	127	Zeke Moore	CB	Lincoln
6	136	Pete Barnes	LB	Southern
7	164	Ed Carrington	TE	Virginia
8a	189	Johnny Brunson	RB	Benedict
8b	201	Sharon Washington	WR	N.E. Missouri
9	214	Ken Houston	S	Prairie View
10a	242	Woody Campbell	RB	Northwestern
10b	261	Tim Sheehan	C	Stanford
11	267	Harold Decker	DE	Kalamazoo
12	292	(Traded to Buffalo)		
13	319	(Traded to Buffalo)		
14	345	Henry Hailstock	G	Lincoln
15	370	Marvin McQueen	LB	Mississippi
16	398	Rex Keeling	K	Samford
17	423	Larry Lee	WR	Texas A&M

Draft Notes

General Manager: Don Klosterman

- 1b – Pick acquired from Dallas along with second round pick (49 overall) and two fifth round picks (118 and 127 overall) for T Ralph Neely
- 2b – Pick acquired from Dallas (see 1b)
- 5b – Pick acquired from Dallas (see 1b)
- 5c – Pick acquired from Dallas (see 1b)
- 8b – Pick acquired from Oakland



ALL-TIME DRAFT SELECTIONS

- 10b – Pick acquired from Kansas City for C Wayne Frazier in 1966
- 12 – Pick traded to Buffalo
- 13 – Pick traded to Buffalo

1966 Redshirt Draft

Rd.	Pick	Player	Pos.	College
1		Tom Fisher	LB	Tennessee
2		Tim Van Galder	QB	Iowa State
3		Ralph Dunlop	T	Baylor
4		Bill Davis	QB	Lamar Tech
5		Richard Gover	T	Virginia State
6		John Gary	T	Grambling
7		Clyde Pettaway	T	North Carolina A&T
8		Roger Marshall	QB	Baylor
9		Lee Garner	LB	Mississippi
10		Dan Goich	T	California
11		Charles Arkwright	T	Georgia

Draft Notes

General Manager: Don Klosterman

1966

Rd.	Pick	Player	Pos.	College
1	5	Tommy Nobis	LB	Texas
2	12	Stan Hindman	G	Mississippi
3	21	George Rice	DT	Louisiana State
4	28	George Allen	T	West Texas State
5	37	Hoyle Granger	FB	Mississippi State
6	45	Dave Long	E	Iowa
7	54	Hartwell Menefee	DB	New Mexico State
8	67	Dan Bland	DB	Mississippi State
9	77	Dick Suffell	DB	S.W. Texas State
10	86	Wilbur Aylor	G	S.W. Texas State
11	95	Monte Ledbetter	E	N.W. Louisiana
12	104	Harry Day	E	Memphis State
13	113	Fred Zimmerman	LB	Toledo
14	122	Butch Lince	T	North Dakota
15	131	Tommy Dillard	T	Austin Peay
16	140	Steve Smith	E	Michigan
17	149	Lyle Loebach	T	Simpson
18	158	Ed Buzzell	QB	Ottawa
19	167	Frank Fuller	T	Drake
20	176	Dave Odegaard	T	Bemidji State

Draft Notes

General Manager: Don Klosterman

1965 Redshirt Draft

Rd.	Pick	Player	Pos.	College
1		Donny Anderson	HB	Texas Tech
2		Glen Ray Hines	T	Arkansas
3		Mike Shinn	E	Kansas
4		Ollie Cordill	QB	Memphis State
5		Jerry Crumpler	T	Missouri
6		(Pick to Oakland)		
7		Leo Lowery	FB	Texas Tech
8		Len Sears	T	South Carolina
9		Tom Bleick	HB	Georgia Tech
10		George Hafner	QB	McNeese State
11		Bill Anderson	QB	Tulsa
12		Harlan Lane	E	Baylor

Draft Notes

General Manager: Carroll Martin

1965

Rd.	Pick	Player	Pos.	College
1	2	Lawrence Elkins	E	Baylor
2a	10	Malcolm Walker	C	Rice
2b	15	Ralph Neely	T	Oklahoma
3	18	Ernie Koy	HB	Texas

4	26	Bobby Maples	LB	Baylor
5	34	Frank Molden	T	Jackson State
6	42	Dennis Murphy	T	Florida State
7		(Pick to Kansas City)		
8a	58	Ray Ogden	HB	Alabama
8b	59	Roy Hilton	LB	Jackson State
9	66	George Kinney	DT	Wiley
10	74	Maxie Williams	G	S.E. Louisiana
11		(Pick to Oakland)		
12	90	Bob Reed	G	Tennessee State
13	98	Bob Felts	HB	Florida A&M
14	106	Norman Evans	T	Texas Christian
15	114	Tony Guillory	LB	Lamar Tech
16	122	Junior Coffey	RB	Washington
17	130	Jim Grisham	FB	Oklahoma
18a	138	Russ Mundy	FB	West Texas State
18b	143	Russell Wayt	LB	Rice
19	146	Frank Fox	T	Sam Houston State
20	154	Gus Brezina	G	Houston

Draft Notes

General Manager: Carroll Martin

- 2b – Pick acquired from Boston
- 7 – Pick traded to Kansas City
- 8b – Pick acquired from Oakland
- 11 – Pick traded to Oakland

1964

Rd.	Pick	Player	Pos.	College
1	6	Scott Appleton	DT	Texas
2a	9	Charley Taylor	HB	Arizona State
2b	14	Billy Truax	E	Louisiana State
3	22	Bobby Crenshaw	G	Baylor
4	30	Ode Burrell	HB	Mississippi State
5a	33	John Varnell	DT	West Texas State
5b	38	Sid Blanks	HB	Texas A&I
6	46	Dave Wilcox	DE	Oregon
7	54	(Traded to Denver)		
8	62	Ezell Seals	HB	Prairie View
9	70	Jerry Burton	HB	N.W. Louisiana
10	78	Sammy Odeom	LB	N.W. Louisiana
11	86	Owen Dejanovich	G	Arizona State
12	94	Benny Nelson	DB	Alabama
13	102	(Traded to Kansas City)		
14	110	Ken Henson	C	Texas Christian
15	118	Pat Crain	FB	Clemson
16	126	Bill Munson	QB	Utah State
17	134	Dick Leeuwenburg	T	Stanford
18	142	Bob Nichols	T	Stanford
19	150	Carl Robinson	T	Prairie View
20	158	Pete Jaquess	DB	Eastern New Mexico
21	166	Jerry Cole	E	S.W. Texas State
22	174	Ed Kessler	FB	North Carolina
23	182	Jim Whitehead	T	Georgia
24	190	John Garrett	LB	Oklahoma
25	198	Dick Bowe	T	Rice
26	206	Alex Zenko	T	Kent State

Draft Notes

General Manager: Carroll Martin

- 2a, 5a – Picks acquired from Denver
- 7 – Pick traded to Denver
- 13 – Pick traded to Kansas City

1963

Rd.	Pick	Player	Pos.	College
1	6	Danny Brabham	LB	Arkansas
2	15	Don Estes	T	Louisiana State
3	22	Jerry Cook	HB	Texas
4a	25	Lee Roy Caffey	LB	Texas A&M
4b	31	Jerry Hopkins	C	Texas A&M
5a	33	Homer Jones	RB	Texas Southern



ALL-TIME DRAFT SELECTIONS

5b	38	Don Chuy	T	Clemson
6	47	Lionel Aldridge	DE	Utah State
7	54	Johnny Baker	LB	Mississippi State
8	63	Jim Burson	HB	Auburn
9	70	Ed Burke	T	Notre Dame
10	78	(Traded to Denver)		
11a	84	Tom Brown	G	Pittsburgh
11b	86	(Traded to Boston)		
12	95	(Traded to Oakland)		
13	102	(Traded to Oakland)		
14	111	Don Trull	QB	Baylor
15	118	No choice		
16	127	Rex Benson	T	Miami
17	134	Jerry Griffin	E	Louisiana Tech
18	143	Paul Lea	HB	Oklahoma
19	150	Bob Hoover	HB	Florida
20	159	Wayne Lee	C	Oklahoma
21	166	Staley Faulkner	T	Texas
22	175	Sam Byer	LB	Texas A&M
23	182	Gene Raesz	E	Rice
24	191	Bob Burton	T	Grambling
25	198	Gary Kaltenbach	T	Pittsburgh
26	207	Dave Thiesen	HB	Nebraska
27	214	Al Hildebrand	T	Stanford
28	223	Tim Stein	C	Miami (Ohio)
29	230	Oliver Ross	T	West Texas State

Draft Notes

General Manager: Frank "Pop" Ivy

- 4a, 5a – Picks acquired from Oakland
- 10 – Pick traded to Denver
- 11a – Pick acquired from Buffalo
- 11b – Pick traded to Boston
- 12, 13 – Picks traded to Oakland
- 15 – Pick used on underclassman (HB Joe Don Looney, Oklahoma)

1962

Rd.	Pick	Player	Pos.	College
1	7	Ray Jacobs	DT	Howard Payne
2	15	Earl Gros	FB	Louisiana State
3	23	Pete Case	T	Georgia
4a	30	Gary Cutsinger	DE	Oklahoma State
4b	31	(Traded to San Diego)		
5	39	Bill Rice	E	Alabama
6	47	Ray Pinion	G	Texas Christian
7	55	Gus Gonzales	G	Tulane
8	63	Clyde Brock	DT	Utah State
9	71	Larry Onesti	LB	Northwestern
10	79	Bob Moses	E	Texas
11	87	John Thomas	G	McMurry
12	95	Jack Collins	HB	Texas
13	103	Royce Cassell	E	New Mexico State
14	111	Glynn Griffing	QB	Mississippi
15	119	Ken Shaffer	T	Marquette
16	127	Bill Ray Adams	FB	Mississippi
17	135	Bill Miller	DT	N.M. Highlands
18	143	Art Perkins	HB	North Texas State
19	151	Bobby Jancik	DB	Lamar Tech
20	159	Joe Bob Isbell	G	Houston
21	167	Roland Jackson	FB	Rice
22	175	Ken Bolin	HB	Houston
23	183	Bill Van Buren	C	Iowa
24	191	Boyd Melvin	T	Northwestern
25	199	Bob Johnson	T	Rice
26	207	Harold Hays	G	Mississippi Southern
27	215	Roger McFarland	HB	Kansas
28	223	Gary Henson	E	Colorado
29	231	Ron Osborne	T	Clemson
30	239	Bob Clemens	HB	Pittsburgh
31	247	Al Kimbrough	HB	Northwestern
32	255	Bernard Wyatt	HB	Iowa
33	263	Al Lerderle	E	Georgia Tech

34	271	Don Talbert	T	Texas
----	-----	-------------	---	-------

Draft Notes

General Manager: Don Suman

- 4a – Pick acquired from Boston
- 4b – Pick traded to San Diego

1961

Rd.	Pick	Player	Pos.	College
1	8	Mike Ditka	E	Pittsburgh
2	16	Tom Goode	C	Mississippi State
3	24	Walter Suggs	T	Mississippi State
4	32	Bobby Walden	HB	Georgia
5	40	Monte Lee	LB	Texas
6	48	Jake Gibbs	QB	Mississippi
7	56	Dick Reynolds	T	North Carolina State
8	64	Houston Antwine	G	Southern Illinois
9	72	Ralph White	T	Bowling Green
10	80	Charles Lee	C	Iowa
11	88	Robert Bird	G	Bowling Green
12	96	Bob McLeod	E	Abilene Christian
13	104	Gerald Hinton	G	Louisiana Tech
14	112	Jimmy King	T	Clemson
15	120	Dennis Ferriter	C	Marquette
16	128	Larry Wood	HB	Northwestern
17	136	Sam Fewell	T	South Carolina
18	144	Ike Grimsley	HB	Michigan State
19	152	Myron Pearson	HB	Colorado
20	160	Lewis Johnson	HB	Florida A&M
21	168	Ron Miller	QB	Wisconsin
22	176	Bob Kelly	E	New Mexico State
23	184	James Anderson	FB	Mississippi
24	192	Ken Gregory	E	Whittier
25	200	Jack Kreider	HB	Tulsa
26	208	Don Fuell	QB	Mississippi Southern
27	216	Boyd King	C	Rice
28	224	John Frongillo	C	Baylor
29a	229	Tom Lewis	E	Lake Forest
29b	232	Errol Linden	DE	Houston
30	240	Jim Stroud	T	Rice

Draft Notes

General Manager: Don Suman

- 29a – Pick acquired from N.Y. Titans

1960

First Selections

Player	Pos.	College
Peter Arena	G	Northwestern
Dick Bass	HB	Pacific West
William Bohler	T	St. Ambrose
Larry Cadwell	T	Louisville
Billy Cannon	HB	Louisiana State
Doug Cline	LB	Clemson
DeJustice Coleman	HB	Illinois
Bob Crandall	HB	New Mexico
Cleatus Drinnon	C	Hardin-Simmons
John Gremer	G	Illinois
George Herring	T	North Texas State
Don Hitt	C	Oklahoma State
Steve Johnson	QB	Pepperdine
John Lands	E	Montana
Jacky Lee	QB	Cincinnati
Bruce Maher	HB	Detroit
Don Mattson	T	Southern California
Mike McGee	G	Duke
Hugh McInnis	E	Mississippi State
Max Messner	T	Cincinnati
George Mulholland	E	New Mexico State
Gary O'Steen	HB	Alabama
Gene Prebola	E	Boston University
Palmer Pyle	T	Michigan State



ALL-TIME DRAFT SELECTIONS

William Roach	T	Texas Christian
Christian Simms	E	Rutgers
Phillip Snowden	QB	Missouri
Don Underwood	T	McNeese State
Duane Whetstone	FB	George Washington
Bob White	FB	Ohio State
Maury Youmans	T	Syracuse

Second Selections

Player	Pos.	College
Clair Branch	RB	Texas
Dave Chamberlain	HB	Miami (Ohio)
Stan Fanning	DE	Idaho
Don Cochran	T	Alabama
Jim Glasgow	T	Jackson State
Dave Graham	E	Virginia
Bob Haas	HB	Missouri

Lowell Hughes	QB	Kent State
Dale Johannson	T	Augustana
Jim Marshall	DT	Ohio State
Ron Morrison	T	New Mexico
Jerry Muennink	C	Texas
Paul Oglesby	T	UCLA
John Peppercorn	E	Kansas
Bob Peterson	C	Oregon
Bob Talamini	G	Kentucky
Bob Towns	E	Georgia
Bob Wasden	E	Auburn
Jim Welch	HB	Southern Methodist
Jim Wolff	HB	Panhandle A&M

Draft Notes

General Manager: (none)



Tennessee Titans 2025 Draft Class

ALL-TIME TITANS/OILERS PICKS BY UNIVERSITY (1960-PRESENT)

School	Picks	School	Picks	School	Picks	School	Picks
Texas	22	Southern Mississippi	6	North Carolina A&T	2	Marshall	1
Alabama	15	Utah State	6	North Dakota State	2	Maryland-Eastern Shore	1
Auburn	15	Fresno State	5	North Texas State	2	Massachusetts	1
Oklahoma	15	Iowa State	5	Northern Arizona	2	McMurry	1
Penn State	15	Jackson State	5	Southwest Missouri	2	Minnesota State-Mankato	1
Baylor	14	Louisiana Tech	5	Samford	2	Minnesota-Duluth	1
Louisiana State	14	Minnesota	5	South Carolina State	2	Morningside	1
Miami (Fla.)	13	New Mexico State	5	South Dakota State	2	North Dakota	1
Michigan State	13	Texas Tech	5	Southern	2	Northeast Louisiana	1
Mississippi	13	Washington State	5	Texas A&M-Kingsville	2	Northeast Missouri	1
Rice	13	Arizona State	4	Toledo	2	Northeast Oklahoma	1
Georgia	12	Boston College	4	Troy State	2	Northern Colorado	1
Houston	12	Brigham Young	4	Texas-El Paso	2	Northern Iowa	1
Mississippi State	12	Cincinnati	4	Wake Forest	2	Northwest Missouri State	1
Southern California	12	Colorado	4	Wyoming	2	New Mexico Highlands	1
Tennessee	12	Colorado State	4	Air Force	1	Nevada	1
Texas A&M	12	Lamar	4	Akron	1	Oregon State	1
Michigan	11	Prairie View	4	Alabama-Birmingham	1	Ottawa	1
Northwestern	11	Syracuse	4	Angelo State	1	Pacific West	1
Stanford	11	Tennessee State	4	Appalachian State	1	Panhandle A&M	1
Clemson	10	Texas Southern	4	Arkansas AM&N	1	Pepperdine	1
Florida	10	Tulsa	4	Arkansas Tech	1	Portland State	1
Florida State	10	Virginia	4	Augustana	1	Richmond	1
Illinois	10	Virginia Tech	4	Austin Peay	1	Sacramento State	1
Pittsburgh	10	Western Kentucky	4	Bemidji State	1	Sam Houston State	1
Purdue	10	East Carolina	3	Benedict	1	Santa Clara	1
Wisconsin	10	Florida A&M	3	Bishop	1	Shepherd	1
California	9	Johnson Smith	3	Boise State	1	Simpson	1
Missouri	9	McNeese State	3	Boston University	1	Southeast Louisiana	1
Notre Dame	9	Montana	3	Brown	1	Southeast Missouri State	1
Texas Christian	9	Morgan State	3	Cal State-Chico	1	Southern Illinois	1
UCLA	9	New Mexico	3	California, Pa.	1	Southern Utah	1
West Virginia	9	North Carolina Central	3	Cameron	1	St. Ambrose	1
Arizona	8	Northern Illinois	3	Central Arkansas	1	Tampa	1
Grambling State	8	Northwestern State (La.)	3	Central Florida	1	Temple	1
Iowa	8	Rutgers	3	Charlotte	1	Tennessee-Martin	1
Miami (Ohio)	8	Southwest Texas State	3	Cheyney	1	Texas A&I	1
Nebraska	8	Stephen F. Austin	3	Concordia College (Minn.)	1	Vanderbilt	1
Ohio State	8	West Texas State	3	Connecticut	1	Villanova	1
Utah	8	Abilene Christian	2	Detroit	1	Virginia State	1
Kentucky	7	Alabama State	2	Drake	1	Washburn	1
Louisville	7	Ball State	2	East Texas State	1	Washington (Mo.)	1
North Carolina	7	Bowling Green	2	Eastern Michigan	1	West Texas State	1
North Carolina State	7	California-Davis	2	Eastern New Mexico	1	West Virginia State	1
Oklahoma State	7	Chattanooga	2	Eastern Washington	1	West Virginia Tech	1
Oregon	7	Duke	2	Florida Atlantic	1	Western Michigan	1
Tulane	7	Humboldt State	2	Florida International	1	Whittier	1
Washington	7	Indiana	2	George Washington	1	Widener	1
Alcorn State	6	Kansas State	2	Hardin-Simmons	1	Wiley	1
Arkansas	6	Kent State	2	Howard Payne	1	William & Mary	1
Georgia Tech	6	Lincoln	2	Idaho	1	Winston-Salem State	1
Hawaii	6	Marquette	2	Jacksonville State	1	Wisconsin-Oshkosh	1
Kansas	6	Memphis State	2	Kalamazoo	1	Wisconsin-Stout	1
Maryland	6	Middle Tennessee State	2	La Verne	1		
South Carolina	6	Mississippi Southern	2	Lake Forest	1		
Southern Methodist	6	Nicholls State	2	Liberty	1		



TITANS TRADE HISTORY SINCE 1997

2025 TRADES

Trade Date/Teams	Compensation	Overall	Player Selected	Note
1. March 13, 2025				
Tennessee Receives:	Draft Choice: Round 6, 2025	#188	RB Kalel Mullings	
Dallas Receives:	Player: LB Kenneth Murray Jr.			
	Draft Choice: Round 7, 2025	#239	RB Phil Mafah	Pick originally from Green Bay
2. April 25, 2025 (Draft Day Trade)				
Tennessee Receives:	Draft Choice: Round 2, 2025	#52	OLB Oluwafemi Oladejo	Pick originally from Pittsburgh
	Draft Choice: Round 3, 2025	#82	S Kevin Winston Jr.	
Seattle Receives:	Draft Choice: Round 2, 2025	#35	S Nick Emmanwori	
3. April 26, 2025 (Draft Day Trade)				
Tennessee Receives:	Draft Choice: Round 4, 2025	#136	WR Elic Ayomanor	Baltimore compensatory selection
	Draft Choice: Round 6, 2025	#183	CB Marcus Harris	Pick originally from Carolina
Baltimore Receives:	Draft Choice: Round 5, 2025	#141	T Carson Vinson	
	Draft Choice: Round 6, 2025	#178	CB Bilhal Kone	

2024 TRADES

Trade Date/Teams	Compensation	Overall	Player Selected	Note
1. March 29, 2024				
Tennessee Receives:	Player: CB L'Jarius Sneed			
	Draft Choice: Round 7, 2024	#252	OLB Jaylen Harrell	
Kansas City Receives:	Draft Choice: Round 7, 2024	#221	(T Travis Clayton)	Pick originally from Carolina; traded to Buffalo
	Draft Choice: Round 3, 2025	#66		
2. April 12, 2024				
Tennessee Receives:	Player: T Leroy Watson			
Cleveland Receives:	Draft Choice: Round 7, 2024	#227	CB Myles Harden	
3. Aug. 27, 2024				
Tennessee Receives:	Draft Choice: Round 7, 2025	#239		
Green Bay Receives:	Player: QB Malik Willis			
4. Aug. 28, 2024				
Tennessee Receives:	Player: LB Ernest Jones IV			
	Draft Choice: Round 6, 2026			Conditional
L.A. Rams Receive:	Draft Choice: Round 5, 2026			
5. Aug. 29, 2024				
Tennessee Receives:	Draft Choice: Round 7, 2026			
L.A. Chargers Receive:	Player: DB Elijah Molden			
6. Oct. 24, 2024				
Tennessee Receives:	Draft Choice: Round 5, 2025	#167		
Kansas City Receives:	Player: WR DeAndre Hopkins			
7. Oct. 24, 2024				
Tennessee Receives:	Player: LB Jerome Baker			
	Draft Choice: Round 4, 2025	#120		
Seattle Receives:	Player: LB Ernest Jones IV			

2023 TRADES

Trade Date/Teams	Compensation	Overall	Player Selected	Note
1. April 28, 2023 (Draft Day Trade)				
Tennessee Receives:	Draft Choice: Round 2, 2023	#33	QB Will Levis	Pick originally from Houston
	Draft Choice: Round 3, 2023	#81	RB Tyjae Spears	Pick originally from Detroit
Arizona Receives:	Draft Choice: Round 2, 2023	#41	OLB B.J. Ojulari	
	Draft Choice: Round 3, 2023	#72	DB Garrett Williams	
	Draft Choice: Round 3, 2024	#71	G Isaiah Adams	
2. Aug. 29, 2023				
Tennessee Receives:	Player: K Nick Folk			



TITANS TRADE HISTORY SINCE 1997

New England Receives: Draft Choice: Round 7, 2025

3. Oct. 23, 2023

Tennessee Receives:	Player:	S Terrell Edmunds			
	Draft Choice:	Round 5, 2024	#146	CB Jarvis Brownlee Jr.	Pick originally from Minnesota
	Draft Choice:	Round 6, 2024	#182	WR Jha'Quan Jackson	Tennessee's original pick reacquired
Philadelphia Receives:	Player:	S Kevin Byard			

2022 TRADES

Trade Date/Teams	Compensation	Overall	Player Selected	Note
1. March 23, 2022				
Tennessee Receives:	Player:	WR Robert Woods		
L.A. Rams Receive:	Draft Choice:	Round 6, 2023	#189 OLB Ochaun Mathis	
2. April 28, 2022 (Draft Day Trade)				
Tennessee Receives:	Draft Choice:	Round 1, 2022	#18 WR Treyton Burks	Pick originally from New Orleans
	Draft Choice:	Round 3, 2022	#101 (TE Jeremy Ruckert)	Pick originally a New Orleans compensatory selection; traded to NY Jets
Philadelphia Receives:	Player:	WR A.J. Brown		
3. April 28, 2022 (Draft Day Trade)				
Tennessee Receives:	Draft Choice:	Round 2, 2022	#35 CB Roger McCreary	
	Draft Choice:	Round 3, 2022	#69 OL Nicholas Petit-Frere	
	Draft Choice:	Round 5, 2022	#163 WR Kyle Philips	Pick originally from Pittsburgh
N.Y. Jets Receive:	Draft Choice:	Round 1, 2022	#26 OLB Jermaine Johnson	
	Draft Choice:	Round 3, 2022	#101 TE Jeremy Ruckert	Pick originally a New Orleans compensatory selection
4. April 29, 2022 (Draft Day Trade)				
Tennessee Receives:	Draft Choice:	Round 3, 2022	#86 QB Malik Willis	
Las Vegas Receives:	Draft Choice:	Round 3, 2022	#90 G Dylan Parham	
	Draft Choice:	Round 5, 2022	#169 (RB Ty Chandler)	Pick traded to Minnesota
5. Aug. 17, 2022				
Tennessee Receives:	Player:	S Tyree Gillespie		
Las Vegas Receives:	Draft Choice:	Round 7, 2024		Trade conditions not met
6. Aug. 24, 2022				
Tennessee Receives:	Player:	DB Ugo Amadi		
	Draft Choice:	Round 7, 2024	#242 LB James Williams	
Philadelphia Receives:	Draft Choice:	Round 6, 2024	#182 (WR Jha'Quan Jackson)	Pick reacquired by Tennessee on Oct. 23, 2023
7. Aug. 29, 2022				
Tennessee Receives:	Player:	OL Dennis Daley		
	Draft Choice:	Round 7, 2024	#221 (T Travis Clayton)	Pick traded to Buffalo through Kansas City
Carolina Receives:	Draft Choice:	Round 5, 2024	#142 (WR Anthony Gould)	Pick traded to Indianapolis

2021 TRADES

Trade Date/Teams	Compensation	Overall	Player Selected	Note
1. March 17, 2021				
Tennessee Receives:	Draft Choice:	Round 7, 2021	#232 (DT Phil Hoskins)	Pick originally from Atlanta; traded to Carolina
Miami Receives:	Player:	T Isaiah Wilson		
	Draft Choice:	Round 7, 2022	#247 QB Skylar Thompson	
2. April 30, 2021 (Draft Day Trade)				
Tennessee Receives:	Draft Choice:	Round 3, 2021	#92 ILB Monty Rice	
	Draft Choice:	Round 4, 2021	#135 OLB Rashad Weaver	
Green Bay Receives:	Draft Choice:	Round 3, 2021	#85 WR Amari Rodgers	
3. May 1, 2021 (Draft Day Trade)				
Tennessee Receives:	Draft Choice:	Round 4, 2021	#109 WR Dez Fitzpatrick	Pick originally from Houston
Carolina Receives:	Draft Choice:	Round 4, 2021	#126 RB Chuba Hubbard	
	Draft Choice:	Round 5, 2021	#166 DB Keith Taylor	
	Draft Choice:	Round 7, 2021	#232 DT Phil Hoskins	Pick originally from Atlanta through Miami
4. June 6, 2021				
Tennessee Receives:	Player:	WR Julio Jones		
	Draft Choice:	Round 6, 2023	#186 OL Jaelyn Duncan	



TITANS TRADE HISTORY SINCE 1997

Atlanta Receives:	Draft Choice:	Round 2, 2022	#58	LB Troy Andersen
	Draft Choice:	Round 4, 2023	#110	(DT Adetomiwa Adebawore) Pick traded to Indianapolis

2020 TRADES

Trade Date/Teams	Compensation	Overall	Player Selected	Note
1. March 19, 2020				
Tennessee Receives:	Draft Choice:	Round 7, 2020	#237	(CB Thakarius Keyes) Pick originally from New England; traded to Kansas City
Denver Receives:	Player:	DT Jurrell Casey		
2. April 25, 2020 (Draft Day Trade)				
Tennessee Receives:	Draft Choice:	Round 6, 2021	#215	S Brady Breeze
Kansas City Receives:	Draft Choice:	Round 7, 2020	#237	CB Thakarius Keyes Pick originally from New England through Denver
3. Oct. 14, 2020				
Tennessee Receives:	Draft Choice:	Round 6, 2021	#185	(LB Nick Niemann) Pick traded to L.A. Chargers
Jacksonville Receives:	Draft Choice:	Round 7, 2021	#249	(WR Ben Skowronek) Pick traded to L.A. Rams
	Player:	OLB Kamalei Correa		
4. Nov. 2, 2020				
Tennessee Receives:	Player:	CB Desmond King II		
L.A. Chargers Receive:	Draft Choice:	Round 6, 2021	#185	LB Nick Niemann Pick originally from Jacksonville

2019 TRADES

Trade Date/Teams	Compensation	Overall	Player Selected	Note
1. March 15, 2019				
Tennessee Receives:	Player:	QB Ryan Tannehill		
	Draft Choice:	Round 6, 2019	#188	LB David Long Jr.
Miami Receives:	Draft Choice:	Round 7, 2019	#233	RB Chandler Cox
	Draft Choice:	Round 4, 2020	#135	(G Kevin Dotson) Pick traded to Pittsburgh
2. April 27, 2019 (Draft Day Trade)				
Tennessee Receives:	Draft Choice:	Round 4, 2019	#116	DB Amani Hooker Pick originally from Miami through New Orleans
	Draft Choice:	Round 5, 2019	#168	OLB D'Andre Walker Pick originally from New Orleans
N.Y. Jets Receive:	Draft Choice:	Round 4, 2019	#121	TE Trevon Wesco
	Draft Choice:	Round 5, 2019	#157	LB Blake Cashman
3. August 29, 2019				
Tennessee Receives:	Player:	OLB Reggie Gilbert		
Green Bay Receives:	Draft Choice:	Round 6, 2020	#208	C Jake Hanson
4. August 31, 2019				
Tennessee Receives:	Draft Choice:	Round 7, 2020	#224	QB Cole McDonald
Cleveland Receives:	Player:	WR Taywan Taylor		

2018 TRADES

Trade Date/Teams	Compensation	Overall	Player Selected	Note
1. April 26, 2018 (Draft Day Trade)				
Tennessee Receives:	Draft Choice:	Round 1, 2018	#22	LB Rashaan Evans Pick originally from Kansas City through Buffalo
	Draft Choice:	Round 6, 2018	#215	(C Bradley Bozeman) Pick traded back to Baltimore
Baltimore Receives:	Draft Choice:	Round 1, 2018	#25	TE Hayden Hurst
	Draft Choice:	Round 4, 2018	#125	(DB Avonte Maddox) Pick traded to Philadelphia
2. April 27, 2018 (Draft Day Trade)				
Tennessee Receives:	Draft Choice:	Round 2, 2018	#41	OLB Harold Landry III
Oakland Receives:	Draft Choice:	Round 2, 2018	#57	DT P.J. Hall
	Draft Choice:	Round 3, 2018	#89	(T Joseph Noteboom) Pick traded to L.A. Rams
3. April 28, 2018 (Draft Day Trade)				
Tennessee Receives:	Draft Choice:	Round 5, 2018	#152	DB Dane Cruikshank
Baltimore Receives:	Draft Choice:	Round 5, 2018	#162	WR Jordan Lasley
	Draft Choice:	Round 6, 2018	#215	C Bradley Bozeman Pick originally from Baltimore
4. August 28, 2018				
Tennessee Receives:	Player:			LB Kamalei Correa



TITANS TRADE HISTORY SINCE 1997

Baltimore Receives: Draft Choice: Round 6, 2019 #191 (DB Marcus Epps) Pick traded to Minnesota

2017 TRADES

Trade Date/Teams	Compensation	Overall	Player Selected	Note
1. April 28, 2017 (Draft Day Trade)				
Tennessee Receives:	Draft Choice: Round 3, 2017	#72	WR Taywan Taylor	Pick originally from Carolina
	Draft Choice: Round 6, 2017	#200	(T Adam Bisnowaty)	Pick traded to N.Y. Giants; originally from Indianapolis
New England Receives:	Draft Choice: Round 3, 2017	#83	DE Derek Rivers	
	Draft Choice: Round 4, 2017	#124	(LB Jalen Reeves-Maybin)	Pick traded to Detroit
2. April 29, 2017 (Draft Day Trade)				
Tennessee Receives:	Draft Choice: Round 5, 2017	#155	LB Jayon Brown	
Philadelphia Receives:	Draft Choice: Round 5, 2017	#164	(G Isaac Asiata)	Pick traded to Miami
	Draft Choice: Round 6, 2017	#214	DT Elijah Qualls	Pick originally from Atlanta
3. April 29, 2017 (Draft Day Trade)				
Tennessee Receives:	Draft Choice: Round 6, 2017	#207	(DB Brandon Wilson)	Pick traded to Cincinnati
	Draft Choice: Round 7, 2017	#241	RB Khalfani Muhammad	
N.Y. Giants Receive:	Draft Choice: Round 6, 2017	#200	T Adam Bisnowaty	Pick originally from Indianapolis through New England
4. April 29, 2017 (Draft Day Trade)				
Tennessee Receives:	Draft Choice: Round 6, 2017	#217	OL Corey Levin	Compensatory pick
	Draft Choice: Round 7, 2017	#227	OLB Josh Carraway	
Cincinnati Receives:	Draft Choice: Round 6, 2017	#207	DB Brandon Wilson	Pick originally from N.Y. Giants
5. Sept. 1, 2017				
Tennessee Receives:	Player: DE David King			
Kansas City Receives:	Draft Choice: Round 7, 2018	#243	(DB Keion Crossen)	Conditional draft choice; traded to New England

2016 TRADES

Trade Date/Teams	Compensation	Overall	Player Selected	Note
1. March 9, 2016				
Tennessee Receives:	Player: RB DeMarco Murray			
	Draft Choice: Round 4, 2016	#113	(LB Nick Kwiatkoski)	Pick traded from Tennessee to Los Angeles to Chicago
Philadelphia Receives:	Draft Choice: Round 4, 2016	#100	(QB Connor Cook)	Pick traded from Philadelphia to Cleveland to Oakland
2. April 14, 2016				
Tennessee Receives:	Draft Choice: Round 1, 2016	#15	(WR Corey Coleman)	Pick traded from Tennessee to Cleveland
	Draft Choice: Round 2, 2016	#43	DL Austin Johnson	Pick originally from Philadelphia
	Draft Choice: Round 2, 2016	#45	RB Derrick Henry	
	Draft Choice: Round 3, 2016	#76	(T Shon Coleman)	Pick traded from Tennessee to Cleveland
	Draft Choice: Round 1, 2017	#5	WR Corey Davis	
	Draft Choice: Round 3, 2017	#100	TE Jonnu Smith	Compensatory pick
L.A. Rams Receive:	Draft Choice: Round 1, 2016	#1	QB Jared Goff	
	Draft Choice: Round 4, 2016	#113	(LB Nick Kwiatkoski)	Pick originally from Philadelphia; traded from Los Angeles to Chicago
	Draft Choice: Round 6, 2016	#177	TE Temarrick Hemingway	
3. April 28, 2016 (Draft Day Trade)				
Tennessee Receives:	Draft Choice: Round 1, 2016	#8	T Jack Conklin	Pick originally from Miami through Philadelphia
	Draft Choice: Round 6, 2016	#176	(RB Andy Janovich)	Pick traded from Tennessee to Denver
Cleveland Receives:	Draft Choice: Round 1, 2016	#15	WR Corey Coleman	Pick originally from Los Angeles
	Draft Choice: Round 3, 2016	#76	T Shon Coleman	Pick originally from Los Angeles
	Draft Choice: Round 2, 2017	#52	QB DeShone Kizer	
4. April 30, 2016 (Draft Day Trade)				
Tennessee Receives:	Draft Choice: Round 5, 2016	#157	CB LeShaun Sims	Pick originally from N.Y. Jets
	Draft Choice: Round 7, 2016	#253	CB Kalan Reed	
Denver Receives:	Draft Choice: Round 6, 2016	#176	RB Andy Janovich	Pick originally from Cleveland
	Draft Choice: Round 6, 2017	#203	RB De'Angelo Henderson	
5. Aug. 16, 2016				
Tennessee Receives:	Player: G/T Dennis Kelly			
Philadelphia Receives:	Player: WR Doris Green-Beckham			



TITANS TRADE HISTORY SINCE 1997

2015 TRADES

Trade Date/Teams	Compensation	Overall	Player Selected	Note
1. May 1, 2015 (Draft Day Trade)				
Tennessee Receives:	Draft Choice:	Round 2, 2015	#40	WR Dorial Green-Beckham
	Draft Choice:	Round 4, 2015	#108	FB Jalston Fowler
	Draft Choice:	Round 7, 2015	#245	WR Tre McBride
New York Giants Receive:	Draft Choice:	Round 2, 2015	#33	S Landon Collins
2. Sept. 4, 2015				
Tennessee Receives:	Draft Choice:	Round 6, 2016	#193	G Sebastian Tretola
	Draft Choice:	Round 6, 2017	#214	(DT Elijah Qualls)
Atlanta Receives:	Player:	G Andy Levitre		Pick traded to Philadelphia
3. Sept. 6, 2015				
Tennessee Receives:	Player:	RB Terrance West		
Cleveland Receives:	Draft Choice:	Conditional 2016 Pick	(none)	Conditions not met for Cleveland to receive pick

2014 TRADES

Trade Date/Teams	Compensation	Overall	Player Selected	Note
1. May 9, 2014 (Draft Day Trade)				
Tennessee Receives:	Draft Choice:	Round 2, 2014	#54	RB Bishop Sankey
	Draft Choice:	Round 4, 2014	#122	DB Marqueston Huff
Philadelphia Receives:	Draft Choice:	Round 2, 2014	#42	WR Jordan Matthews
2. May 10, 2014 (Draft Day Trade)				
Tennessee Receives:	Draft Choice:	Round 6, 2014	#178	QB Zach Mettenberger
Washington Receives:	Draft Choice:	Round 6, 2014	#186	RB Lache Seastrunk
	Draft Choice:	Round 7, 2014	#228	K Zach Hocker
3. Aug. 30, 2014				
Tennessee Receives:	Draft Choice:	Conditional 2015 Pick	(none)	Conditions not met for Tennessee to receive pick
Dallas Receives:	Player:	DE Lavar Edwards		
4. Oct. 22, 2014				
Tennessee Receives:	Draft Choice:	Round 6, 2015	#208	C Andy Gallik
New England Receives:	Player:	LB Akeem Ayers		
	Draft Choice:	Round 7, 2015	#219	(ILB Hayes Pullard)
				Pick traded to Cleveland

2013 TRADES

Trade Date/Teams	Compensation	Overall	Player Selected	Note
1. April 26, 2013 (Draft Day Trade)				
Tennessee Receives:	Draft Choice:	Round 2, 2013	#34	WR Justin Hunter
San Francisco Receives:	Draft Choice:	Round 2, 2013	#40	DE Cornelius Carradine
	Draft Choice:	Round 7, 2013	#216	(WR Charles Johnson)
	Draft Choice:	Round 3, 2014	#77	LB Chris Borland
				Pick by Green Bay after trade from San Francisco

2012 TRADES

Trade Date/Teams	Compensation	Overall	Player Selected	Note
1. April 28, 2012 (Draft Day Trade)				
Tennessee Receives:	Draft Choice:	Round 5, 2012	#145	TE Taylor Thompson
Miami Receives:	Draft Choice:	Round 5, 2012	#155	LB Josh Kaddu
	Draft Choice:	Round 7, 2012	#227	WR Rishard Matthews
2. April 28, 2012 (Draft Day Trade)				
Tennessee Receives:	Draft Choice:	Round 7, 2012	#211	DE Scott Solomon
Minnesota Receives:	Draft Choice:	Round 6, 2013	#176	(T David Quessenberry)
				Pick by Houston after trade from MIN to AZ to OAK to HOU

2011 TRADES



TITANS TRADE HISTORY SINCE 1997

Trade Date/Teams	Compensation	Overall	Player Selected	Note
1. Sept. 3, 2011				
Tennessee Receives:	Player:	FB Quinn Johnson		
Green Bay Receives:	Draft Choice:	Conditional 2012 Pick	(none)	Conditions not met for Green Bay to receive pick

2010 TRADES

Trade Date/Teams	Compensation	Overall	Player Selected	Note
1. April 24, 2010 (Draft Day Trade)				
Tennessee Receives:	Draft Choice:	Round 4, 2010	#104 CB Alterraun Verner	
	Draft Choice:	Round 6, 2010	#176 QB Rusty Smith	
Seattle Receives:	Draft Choice:	Round 4, 2010	#111 DB Walter Thurmond	
	Draft Choice:	Round 6, 2010	#185 TE Anthony McCoy	
	Player:	RB LenDale White		
	Player:	DT Kevin Vickerson		

2009 TRADES

Trade Date/Teams	Compensation	Overall	Player Selected	Note
1. April 26, 2009 (Draft Day)				
Tennessee Receives:	Draft Choice:	Round 3, 2009	#89 TE Jared Cook	
New England Receives:	Draft Choice:	Round 2, 2010	#47 (LB Daryl Washington)	Pick later traded to Arizona

2008 TRADES

Trade Date/Teams	Compensation	Overall	Player Selected	Note
1. April 26, 2008 (Draft Day)				
Tennessee Receives:	Draft Choice:	Round 4, 2008	#126 WR Lavelle Hawkins	
Dallas Receives:	Player:	CB Pacman Jones		
	Draft Choice:	Round 5, 2009	#166 DB Michael Hamlin	
2. April 27, 2008 (Draft Day)				
Tennessee Receives:	Draft Choice:	Round 4, 2008	#103 DE William Hayes	Pick originally from Atlanta
Washington Receives:	Draft Choices:	Round 4, 2008	#124 CB Justin Tryon	
	Draft Choice:	Round 5, 2008	#157 (G Roy Schuening)	Pick later traded to St. Louis

2007 TRADES

Trade Date/Teams	Compensation	Overall	Player Selected	Note
1. Sept. 11, 2007				
Tennessee Receives:	Player:	DE Bryce Fisher		
Seattle Receives:	Draft Choice:	Round 6, 2008	#189 LS Tyler Schmitt	

2006 TRADES

Trade Date/Teams	Compensation	Overall	Player Selected	Note
1. April 29, 2006 (Draft Day)				
Tennessee Receives:	Draft Choice:	Round 2, 2006	#45 RB LenDale White	
	Draft Choice:	Round 4, 2006	#116 LB Stephen Tulloch	
Philadelphia Receives:	Draft Choice:	Round 2, 2006	#39 T Winston Justice	
2. April 30, 2006 (Draft Day)				
Tennessee Receives:	Draft Choice:	Round 6, 2007	#206 CB Ryan Smith	
Indianapolis Receives:	Draft Choice:	Round 7, 2006	#238 CB T.J. Rushing	Pick originally obtained from Ind. for Rocky Calmus
3. June 9, 2006				
Tennessee Receives:	Draft Choice:	Round 4, 2007	#128 WR Chris Davis	
Baltimore Receives:	Player:	QB Steve McNair		



TITANS TRADE HISTORY SINCE 1997

4. Sept. 20, 2006

Tennessee Receives: Draft Choice: Round 6, 2007 #204 DE Jacob Ford
San Diego Receives: Player: QB Billy Volek

2005 TRADES

Trade Date/Teams	Compensation	Overall	Player Selected	Note
1. April 6, 2005				
Tennessee Receives:	Draft Choice:	Round 5, 2005	#150	T Daniel Loper
Kansas City Receives:	Player:	DE Carlos Hall		
2. April 23, 2005 (Draft Day)				
Tennessee Receives:	Draft Choice:	Round 2, 2005	#41	T Michael Roos
	Draft Choice:	Round 4, 2005	#113	T David Stewart
Detroit Receives:	Draft Choice:	Round 2, 2005	#37	DE Shaun Cody
3. July 19, 2005				
Tennessee Receives:	Player:	RB Travis Henry		
Buffalo Receives:	Draft Choice:	Round 3, 2006	#70	CB Ashton Youboty
4. Sept. 3, 2005				
Tennessee Receives:	Draft Choice:	Round 7, 2006	#238	(CB T.J. Rushing)
Indianapolis Receives:	Player:	LB Rocky Calmus		Pick traded back to Indianapolis on April 30, 2006

2004 TRADES

Trade Date/Teams	Compensation	Overall	Player Selected	Note
1. March 8, 2004				
Tennessee Receives:	Draft Choice:	Round 2, 2004	#42	DE Travis LaBoy
New York Jets Receive:	Player:	WR Justin McCareins		
2. April 24, 2004 (Draft Day)				
Tennessee Receives:	Draft Choice:	Round 2, 2004	#40	TE Ben Troupe
	Draft Choice:	Round 3, 2004	#71	DT Randy Starks
	Draft Choice:	Round 4, 2004	#103	DE Bo Schobel
	Draft Choice:	Round 5, 2004	#138	G Jacob Bell
Houston Receives:	Draft Choice:	Round 1, 2004	#27	DE Jason Babin
	Draft Choice:	Round 5, 2004	#159	(T Sean Bubin)
				Pick later traded to Jacksonville

2003 TRADES

Trade Date/Teams	Compensation	Overall	Player Selected	Note
1. April 27, 2003 (Draft Day)				
Tennessee Receives:	Draft Choice:	Round 5, 2003	#154	S Donnie Nicky
	Draft Choice:	Round 7, 2003	#225	T Todd Williams
New England Receives:	Draft Choice:	Round 5, 2003	#164	C Dan Koppen
	Draft Choice:	Round 6, 2003	#201	QB Kliff Kingsbury
	Draft Choice:	Round 7, 2003	#243	DT Ethan Kelley

2002 TRADES

Trade Date/Teams	Compensation	Overall	Player Selected	Note
1. April 20, 2002 (Draft Day)				
Tennessee Receives:	Draft Choice:	Round 1, 2002	#15	DT Albert Haynesworth
	Draft Choice:	Round 4, 2002	#115	CB Tony Beckham
N.Y. Giants Receive:	Draft Choice:	Round 1, 2002	#14	TE Jeremy Shockey

2001 TRADES

Trade Date/Teams	Compensation	Overall	Player Selected	Note
1. April 4, 2001				
Tennessee Receives:	Player:	DE Kevin Carter		



TITANS TRADE HISTORY SINCE 1997

St. Louis Receives: Draft Choice: Round 1, 2001 #29 DT Ryan Pickett

2. Sept. 2, 2001

Tennessee Receives: Draft Choice: Round 7, 2002 #240 DE Carlos Hall
Green Bay Receives: Player: DT Rod Walker

3. Sept. 2, 2001

Tennessee Receives: Draft Choice: Conditional Future Pick (none) Conditions not met for Tennessee to receive pick
Carolina Receives: Player: S Perry Phenix

2000 TRADES

Trade Date/Teams	Compensation	Overall	Player Selected	Note
1. April 15, 2000 (Draft Day)				
Tennessee Receives:	Draft Choice:	Round 3, 2000	#68	TE Erron Kinney
	Draft Choice:	Round 5, 2000	#135	S Aric Morris
Philadelphia Receives:	Draft Choice:	Round 2, 2000	#61	G Bobby Williams
2. Aug. 27, 2000				
Tennessee Receives:	Player:	C Gennaro DiNapoli		
Oakland Receives:	Draft Choice:	Round 7, 2001	#229	WR Ken-Yon Rambo

1999 TRADES

Trade Date/Teams	Compensation	Overall	Player Selected	Note
1. April 17, 1999 (Draft Day)				
Tennessee Receives:	Draft Choice:	Round 2, 1999	#52	DT John Thornton
	Draft Choice:	Round 4, 1999	#117	CB Donald Mitchell
New England Receives:	Draft Choice:	Round 2, 1999	#46	RB Kevin Faulk

1998 TRADES

Trade Date/Teams	Compensation	Overall	Player Selected	Note
1. Sept. 1, 1998				
Tennessee Receives:	Draft Choice:	Round 7, 2000	#213	RB Mike Green
Chicago Receives:	Player:	LB Lemanski Hall		

1997 TRADES

Trade Date/Teams	Compensation	Overall	Player Selected	Note
1. Feb. 24, 1997				
Tennessee Receives:	Draft Choice:	Round 4, 1997	#98	WR Derrick Mason
	Draft Choice:	Round 6, 1997	#165	(TE Nicky Savoie)
Atlanta Receives:	Player:	QB Chris Chandler		Pick traded to New Orleans
2. April 19, 1997 (Draft Day)				
Tennessee Receives:	Draft Choice:	Round 1, 1997	#18	DE Kenny Holmes
	Draft Choice:	Round 3, 1997	#81	T Scott Sanderson
	Draft Choice:	Round 4, 1997	#116	(WR Keith Poole)
	Draft Choice:	Round 6, 1997	#181	LB Dennis Stallings
Kansas City Receives:	Draft Choice:	Round 1, 1997	#13	TE Tony Gonzalez
	Draft Choice:	Round 4, 1997	#110	QB Pat Barnes
3. April 20, 1997 (Draft Day)				
Tennessee Receives:	Draft Choice:	Round 4, 1997	#107	DE Pratt Lyons
New Orleans Receives:	Draft Choice:	Round 4, 1997	#116	WR Keith Poole
	Draft Choice:	Round 6, 1997	#165	TE Nicky Savoie



VETERAN FREE AGENCY HISTORY

2025

Free Agents Signed (20)

QB Brandon Allen (San Francisco)
LB Cody Barton (Denver)
QB Tim Boyle (N.Y. Giants)
OLB Lorenzo Carter (Atlanta)
RB Tyrion Davis-Price (Philadelphia)
OL Blake Hance (Jacksonville)
P Johnny Hekker (Carolina)
OL Brenden Jaimes (L.A. Chargers)
WR Van Jefferson (Pittsburgh)
OLB Dre'Mont Jones (Seattle)
WR Tyler Lockett (Seattle)
T Dan Moore Jr. (Pittsburgh)
OL Sam Mustipher (L.A. Chargers)
CB Amani Oruwariye (Dallas)
WR James Proche II (Cleveland)
K Joey Slye (New England)
OL Olisaemeka Udoh (New Orleans)
DL Carlos Watkins (Dallas)
S Xavier Woods (Carolina)
G Kevin Zeitler (Detroit)

Free Agents Lost (7)

LB Jerome Baker (Cleveland)
LB Jack Gibbens (New England)
LB Luke Gifford (San Francisco)
OL Dillon Radunz (New Orleans)
QB Mason Rudolph (Pittsburgh)
P Ryan Stonehouse (Miami)
WR Nick Westbrook-Ikhine (Miami)

2024

Free Agents Signed (12)

S Jamal Adams (Seattle)
CB Chidobe Awuzie (Cincinnati)
WR Tyler Boyd (Cincinnati)
OL Saahdiq Charles (Washington)
T Geron Christian Sr. (Cleveland)
C Lloyd Cushenberry III (Denver)
DL Sebastian Joseph-Day (San Francisco)
LB Kenneth Murray Jr. (L.A. Chargers)
RB Tony Pollard (Dallas)
WR Calvin Ridley (Jacksonville)
QB Mason Rudolph (Pittsburgh)
TE Nick Vannett (L.A. Chargers)

Free Agents Lost (12)

LB Azeez Al-Shaair (Houston)
DL Denico Autry (Houston)
C Aaron Brewer (Miami)
S Terrell Edmunds (Jacksonville)
CB Kristian Fulton (L.A. Chargers)
OLB Travis Gipson (Jacksonville)
RB Derrick Henry (Baltimore)
T Chris Hubbard (San Francisco)
WR Chris Moore (Arizona)
CB Sean Murphy-Bunting (Arizona)
OL Calvin Throckmorton (Denver)
S K'Von Wallace (Seattle)

2023

Free Agents Signed (11)

ILB Azeez Al-Shaair (San Francisco)
OL Daniel Brunskill (San Francisco)
OL Andre Dillard (Philadelphia)
LB Luke Gifford (Dallas)
WR DeAndre Hopkins (Arizona)
DT Jaleel Johnson (Atlanta)
OLB Arden Key (Jacksonville)
WR Chris Moore (Houston)

CB Sean Murphy-Bunting (Tampa Bay)
LB Ben Niemann (Arizona)
TE Trevon Wesco (Chicago)

Free Agents Lost (13)

OLB Tarell Basham (Cincinnati)
T Le'Raven Clark (Pittsburgh)
ILB Dylan Cole (Chicago)
WR Chris Conley (San Francisco)
T Dennis Daley (Arizona)
G Nate Davis (Chicago)
QB Joshua Dobbs (Cleveland)
DE Mario Edwards Jr. (Seattle)
TE Austin Hooper (Las Vegas)
DB Lonnie Johnson Jr. (New Orleans)
ILB David Long Jr. (Miami)
DT Kevin Strong (Arizona)
DE DeMarcus Walker (Chicago)

2022

Players Signed (7)

RB Trenton Cannon (San Francisco)
TE Austin Hooper (Cleveland)
OL Jamarco Jones (Seattle)
LB Justin Lawler (L.A. Rams)
WR Josh Malone (Green Bay)
DB A.J. Moore (Houston)
DL DeMarcus Walker (Houston)

Players Lost (11)

WR Cameron Batson (Atlanta)
FB Khari Blasingame (Chicago)
ILB Jayon Brown (Las Vegas)
S Dane Cruikshank (Chicago)
ILB Rashaan Evans (Atlanta)
TE Anthony Firkser (Atlanta)
RB D'Onta Foreman (Carolina)
WR Marcus Johnson (San Francisco)
RB Jeremy McNichols (Atlanta)
DT Kyle Peko (Las Vegas)
OL David Quessenberry (Buffalo)

2021

Players Signed (22)

OLB Ola Adeniyi (Pittsburgh)
DL Denico Autry (Indianapolis)
LB B.J. Bello (L.A. Chargers)
WR Fred Brown (Denver)
DT Trevon Coley (N.Y. Jets)
LS Morgan Cox (Baltimore)
T Christian DiLauro (Pittsburgh)
OLB Bud Dupree (Pittsburgh)
S Matthias Farley (N.Y. Jets)
DT Woodrow Hamilton IV (Carolina)
DT Bruce Hector (Carolina)
RB Brian Hill (Atlanta)
CB Jackrabbit Jenkins (New Orleans)
CB Kevin Johnson (Cleveland)
DT Abry Jones (Jacksonville)
CB Chris Jones (Minnesota)
T Kendall Lamm (Cleveland)
WR Kalija Lipscomb (Green Bay)
CB Greg Mabin (Jacksonville)
LB Justin March (Dallas)
CB Kevin Peterson (Arizona)
WR Josh Reynolds (L.A. Rams)

Players Lost (12)

OLB Jadeveon Clowney (Cleveland)
WR Corey Davis (N.Y. Jets)
DE Matt Dickerson (Las Vegas)
G/C Jamil Douglas (Buffalo)

DT DaQuan Jones (Carolina)
DB Joshua Kalu (N.Y. Giants)
CB Desmond King (Houston)
CB Chris Milton (N.Y. Giants)
TE MyCole Pruitt (San Francisco)
WR Kalif Raymond (Detroit)
TE Jonnu Smith (New England)
CB Tye Smith (Minnesota)

2020

Players Signed (7)

OLB Vic Beasley, Jr. (Atlanta)
DB Ibraheim Campbell (Green Bay)
DL Jack Crawford (Atlanta)
LB Nick Dzubnar (L.A. Chargers)
CB Johnathan Joseph (Houston)
RB Seniorise Perry (Buffalo)
T Ty Sambrailo (Atlanta)

Players Lost (6)

T Jack Conklin (Cleveland)
WR Darius Jennings (L.A. Chargers)
DL Austin Johnson (N.Y. Giants)
QB Marcus Mariota (Las Vegas)
WR Tajaé Sharpe (Minnesota)
CB LeShaun Sims (Cincinnati)

2019

Players Signed (7)

DL Frank Herron (New England)
TE Ryan Hewitt (Indianapolis)
WR Cody Hollister (New England)
WR Adam Humphries (Tampa Bay)
G Rodger Saffold (L.A. Rams)
DL Brent Urban (Baltimore)
OLB Cameron Wake (Miami)

Players Lost (2)

TE Luke Stocker (Atlanta)
G Quinton Spain (Buffalo)

2018

Players Signed (10)

CB Malcolm Butler (New England)
WR Michael Campanaro (Baltimore)
LB Will Compton (Washington)
QB Blaine Gabbert (Arizona)
RB Dion Lewis (New England)
S Kendrick Lewis (Baltimore)
DL Bennie Logan (Kansas City)
G Kevin Pamphile (Tampa Bay)
OL Xavier Su'a-Filo (Houston)
WR Nick Williams (Atlanta)

Players Lost (3)

DB Curtis Riley (N.Y. Giants)
QB Brandon Weeden (Houston)
LB Avery Williamson (N.Y. Jets)

2017

Players Signed (8)

LB Daren Bates (Oakland)
S Johnathan Cyprien (Jacksonville)
CB Demontre Hurst (Chicago)
OL Tim Lelito (New Orleans)
CB Logan Ryan (New England)
S Brynden Trawick (Oakland)
KR/WR Eric Weems (Atlanta)
NT Sylvester Williams (Denver)

Players Lost (9)

LB David Bass (Seattle)



VETERAN FREE AGENCY HISTORY

T/G Byron Bell (Dallas)
CB Valentino Blake (N.Y. Giants)
TE Anthony Fasano (Miami)
C/G Brian Schwenke (Indianapolis)
LB Sean Spence (Indianapolis)
S Daimion Stafford (Pittsburgh)
G Chance Warmack (Philadelphia)
WR Kendall Wright (Chicago)

2016

Players Signed (7)

CB Brice McCain (Miami)
C Ben Jones (Houston)
QB Matt Cassel (Dallas)
WR Rishard Matthews (Miami)
LB Sean Spence (Pittsburgh)
CB Antwon Blake (Pittsburgh)
S Rashad Johnson (Arizona)

Players Lost (5)

LB Zach Brown (Buffalo)
FB Steven Johnson (Pittsburgh)
OL Joe Looney (Dallas)
DT Mike Martin (Philadelphia)
CB Coty Sensabaugh (Los Angeles)

2015

Players Signed (7)

T Byron Bell (Carolina)
CB Perrish Cox (San Francisco)
WR Harry Douglas (Atlanta)
TE Anthony Fasano (Kansas City)
WR Hakeem Nicks (Indianapolis)
OLB Brian Orakpo (Washington)
S Da'Norris Searcy (Buffalo)

Players Lost (3)

CB Brandon Ghee (Cincinnati)
FB Collin Mooney (Atlanta)
WR Nate Washington (Houston)

2014

Players Signed (8)

RB Dexter McCluster (Kansas City)
DL Al Woods (Pittsburgh)
QB Charlie Whitehurst (San Diego)
LB Wesley Woodyard (Denver)
T Michael Oher (Baltimore)
LB Shaun Phillips (Denver)
G/C Eric Olsen (Pittsburgh)
WR Brian Robiskie (Atlanta)

Players Lost (4)

CB Alterraun Verner (Tampa Bay)
WR Damian Williams (Miami)
WR Kenny Britt (St. Louis)
QB Rusty Smith (N.Y. Giants)

2013

Players Signed (14)

S George Wilson (Buffalo)
LB Moise Fokou (Indianapolis)
RB Shonn Greene (N.Y. Jets)
DT Sammie Hill (Detroit)
G Andy Levitre (Buffalo)
TE Delanie Walker (San Francisco)
G/C Rob Turner (St. Louis)
QB Ryan Fitzpatrick (Buffalo)
S Bernard Pollard (Baltimore)
DE Ropati Pitoitua (Kansas City)
WR Kevin Walter (Houston)
C/G Chris Spencer (Chicago)

RB Jalen Parmele (Jacksonville)
DT Antonio Johnson (Indianapolis)

Players Lost (5)

TE Jared Cook (St. Louis)
LB Zac Diles (Kansas City)
G Leroy Harris (Detroit)
DT Sen'Derrick Marks (Jacksonville)
DE Jarius Wynn (San Diego)

2012

Players Signed (7)

G Steve Hutchinson (Minnesota)
DE Kamerion Wimbley (Oakland)
DE Leger Douzable (Jacksonville)
LB Zac Diles (Indianapolis)
G Kyle DeVan (Philadelphia)
C Jon Cooper (Minnesota)
S Aaron Francisco (Detroit)

Players Lost (6)

WR Donnie Avery (Indianapolis)
CB Cortland Finnegan (St. Louis)
S Chris Hope (Atlanta)
DE William Hayes (St. Louis)
DE Jason Jones (Seattle)
LB Barrett Ruud (Seattle)

2011

Players Signed (11)

QB Matt Hasselbeck (Seattle)
DT Shaun Smith (Kansas City)
TE Daniel Graham (Denver)
LB Barrett Ruud (Tampa Bay)
CB Frank Walker (Minnesota)
S Jordan Babineaux (Seattle)
T Pat McQuistan (Miami)
S Anthony Smith (Green Bay)
T Adam Terry (Jacksonville)
RB Kestahn Moore (Washington)
WR Kevin Curtis (Kansas City)

Players Lost (4)

DE Jason Babin (Philadelphia)
QB Kerry Collins (Indianapolis)
LB Stephen Tulloch (Detroit)
TE Bo Scaife (Cincinnati)

2010

Players Signed (6)

LB Will Witherspoon (Philadelphia)
P/K Ricky Schmitt (San Francisco)
DE Jason Babin (Philadelphia)
CB Tye Hill (Atlanta)
QB Chris Simms (Denver)
TE Sean Ryan (Washington)

Players Lost (2)

DE Kyle Vanden Bosch (Detroit)
TE Alge Crumpler (New England)

2009

Players Signed (5)

CB DeMarcus Faggins (Houston)
DT Jovan Haye (Tampa Bay)
WR Mark Jones (Carolina)
QB Patrick Ramsey (Denver)
WR Nate Washington (Pittsburgh)

Players Lost (6)

CB Chris Carr (Baltimore)
DT Albert Haynesworth (Washington)

WR Brandon Jones (San Francisco)
CB Eric King (Detroit)
T Daniel Loper (Detroit)
QB Chris Simms (Denver)

2008

Players Signed (7)

TE Dwayne Blakley (Atlanta)
CB Chris Carr (RFA-Oakland)
TE Alge Crumpler (Atlanta)
DE Jevon Kearse (Philadelphia)
WR Justin McCareins (N.Y. Jets)
OT Jake Scott (Indianapolis)
LB Josh Stamer (Buffalo)

Players Lost (8)

G Jacob Bell (St. Louis)
RB Chris Brown (Houston)
LB Gilbert Gardner (Detroit)
TE Ben Hartsock (Atlanta)
DE Travis LaBoy (Arizona)
DE Antwan Odom (Cincinnati)
DT Randy Starks (Miami)
TE Ben Troupe (Tampa Bay)

2007

Players Signed (6)

LB Ryan Fowler (RFA-Dallas)
WR Justin Gage (Chicago)
CB Nick Harper (Indianapolis)
CB Kelly Herndon (Seattle)
QB Tim Rattay (Tampa Bay)
S Bryan Scott (New Orleans)

Players Lost (3)

WR Drew Bennett (St. Louis)
DT Robaire Smith (Cleveland)
WR Bobby Wade (Minnesota)

2006

Players Signed (4)

WR David Givens (New England)
S Chris Hope (Pittsburgh)
C Kevin Mawae (N.Y. Jets)
LB David Thornton (Indianapolis)

Players Lost (4)

LB Rocky Boiman (Dallas)
C Justin Hartwig (Carolina)
LB Brad Kassell (N.Y. Jets)
S Tank Williams (Minnesota)

2005

Players Signed (1)

DE Kyle Vanden Bosch (Arizona)

Players Lost (4)

RB Antowain Smith (New Orleans)
WR Eddie Berlin (Chicago)
CB Andre Dyson (Seattle)
TE Shad Meier (New Orleans)

2004

Players Signed (0)

Players Lost (2)

DE Jevon Kearse (Philadelphia)
DT Robaire Smith (Houston)

2003

Players Signed (0)



VETERAN FREE AGENCY HISTORY

Players Lost (5)

WR Kevin Dyson (Carolina)
DT John Thornton (Cincinnati)
CB Dainon Sidney (Buffalo)
CB Donald Mitchell (Dallas)
S Rich Coady (Indianapolis)

2002

Players Signed (4)

S Lance Schulters (San Francisco)
FB Greg Comella (N.Y. Giants)
C Jeff Smith (Jacksonville)
RB Robert Holcombe (St. Louis)

Players Lost (4)

DT Jason Fisk (San Diego)
DT Josh Evans (N.Y. Jets)
LB Greg Favors (Indianapolis)
C Kevin Long (Jacksonville)

2001

Players Signed (2)

K Joe Nedney (Carolina)
CB DeRon Jenkins (San Diego)

Players Lost (2)

DE Kenny Holmes (N.Y. Giants)
CB Denard Walker (Denver)

2000

Players Signed (2)

LB Randall Godfrey (Dallas)
T Fred Miller (St. Louis)

Players Lost (5)

LB Joe Bowden (Dallas)
LB Doug Colman (Oakland)
S Anthony Dorsett (Oakland)
TE Jackie Harris (Dallas)
T Jon Runyan (Philadelphia)

1999

Players Signed (5)

DT Jason Fisk (Minnesota)
DT Mike Jones (New England)
FB Lorenzo Neal (Tampa Bay)
QB Neil O'Donnell (Cincinnati)
DE Mike Frederick (Jets)

Players Lost (3)

DE Anthony Cook (Washington)
C Mark Stepnoksi (Dallas)
DT Gary Walker (Jacksonville)

1998

Players Signed (3)

TE Jackie Harris (Tampa Bay)
P Craig Hentrich (Green Bay)
WR Yancey Thigpen (Pittsburgh)

Players Lost (1)

G Kevin Donnalley (Miami)

1997

Players Signed (2)

QB Dave Krieg (Chicago)
LB Lonnie Marts (Tampa Bay)

Players Lost (2)

LB Michael Barrow (Carolina)
CB Cris Dishman (Washington)

1996

Players Signed (4)

WR Willie Davis (Kansas City)
RB Ronnie Harmon (San Diego)
S Rafael Robinson (Seattle)
P Reggie Roby (Tampa Bay)

Players Lost (1)

LB Eddie Robinson (Jacksonville)

1995

Players Signed (5)

QB Chris Chandler (Rams)
KR Mel Gray (Detroit)
C Mark Stepnoski (Dallas)
T Irv Eatman (Atlanta)
WR Derek Russell (Denver)

Players Lost (5)

LB Lamar Lathon (Carolina)
S Bo Orlando (San Diego)
DE Tim Roberts (New England)
G Bill Schultz (Denver)
RB Lorenzo White (Cleveland)

1994

Players Signed (5)

TE Pat Carter (Rams)
P Rich Camarillo (Arizona)
QB Sean Salisbury (Minnesota)
DE Kenny Davidson (Pittsburgh)
RB Todd McNair (Kansas City)

Players Lost (3)

DE William Fuller (Philadelphia)
DE Sean Jones (Green Bay)
P Greg Montgomery (Detroit)

1993

Players Signed (2)

WR Willie Drewrey (Tampa Bay)
LB Robert Lyles (Atlanta)

Players Lost (3)

LB Rick Graf (Washington)
CB Jerry Gray (Tampa Bay)
T Don Maggs (Denver)

1992

Plan B

Players Signed (3)

CB Jerry Gray (Los Angeles)
WR Jeff Query (Green Bay)
RB Spencer Tillman (San Francisco)

Players Lost (4)

LB Eric Fairs (Buffalo)
WR Drew Hill (Atlanta)
WR Alex Johnson (New England)
WR Tony Jones (Atlanta)

1991

Plan B

Players Signed (7)

DE Robert Banks (Cleveland)
S Eric Bergeson (Atlanta)
LB Rick Graf (Miami)
S John Hagy (Buffalo)
WR Richard Johnson (Detroit)
WR Cedric Jones (New England)
RB Kerry Porter (Denver)

Players Lost (4)

CB Steve Brown (San Francisco)
RB Victor Jones (New England)
S Brett Tucker (Buffalo)
K Tony Zendejas (Los Angeles)

1990

Plan B

Players Signed (8)

S David Arnold (Pittsburgh)
WR Bernard Ford (Dallas)
WR Carl Harry (Washington)
DE Ezra Johnson (Indianapolis)
S Terry Kinard (Giants)
S Leander Knight (Jets)
WR Geral McNeil (Cleveland)
G Tommy Robinson (Atlanta)

Players Lost (7)

S Jeff Donaldson (Chiefs)
S Tracey Eaton (Arizona)
FB Tracy Johnson (Atlanta)
TE Bob Mrosko (Giants)
DE Anthony Spears (Dallas)
TE Chris Verhulst (Denver)
C/G George Yarno (Green Bay)

1989

Plan B

Players Signed (7)

FB Carl Byrum (Buffalo)
DE Mark Garalczyk (Jets)
WR Kenny Jackson (Philadelphia)
TE Calvin Magee (Tampa Bay)
LB Matt Monger (Jets)
DE/TE Colin Scotts (Arizona)
C/G George Yarno (Atlanta)

Players Lost (13)

DE Robert Banks (Cleveland)
S Keith Bostic (Indianapolis)
LB Toby Caston (Detroit)
LB Kurt Crain (Green Bay)
T John Davis (Buffalo)
WR Willie Drewrey (Tampa Bay)
LB Mark Dusbabek (Minnesota)
QB Brent Pease (Miami)
RB Spencer Tillman (San Francisco)
T David Viaene (New England)
FB Ray Wallace (Pittsburgh)
T Doug Williams (Seattle)
TE Jamie Williams (San Francisco)



ALL-TIME COACHES ROSTER

Anderson, Colt.....	2024	Hauck, Tim.....	2009-10	Porter, Taylor	2017-18
Andrus, Bart.....	1997-99, 2008	* Heimerdinger, Mike	2000-04, '08-10	Purnell, Russ	1995-98
April, Bobby	2016	Helton, Kim	1987-89	Quinn, Tom	2023
# Armstrong, Neill	1962-63	Henley, Chandler	2018-20	Ragone, Dave.....	2011-13
Aukerman, Craig.....	2017-23	Henning, Dan.....	1972	Rapp, Vic.....	1983
Baggett, Charlie.....	1993-94	Henshaw, George.....	1997-05, 2013	Reese, Floyd	1986-89
Baugh, Sammy.....	1964-65	* Hill, King	1971-80	* Rhome, Jerry.....	1995-96
Beatty, Bruce	1973	Hoffman, Steve.....	2013-17	Rice, George	1975-76
Beightol, Larry	1995	* Holz, Nick	2024	Roberts, Al	1984-85
Bell, Brian	2018-24	Houghtaling, Jason.....	2021-23	Roberts, Haley.....	2023-24
Bettis, Tom.....	1986-87, '93-94	Houston, Ken.....	1982-85	Robertson, Marcus	2007-11
# Biles, Ed	1974-80, '81-83	# Horton, Ray	2014-15	Robinson, Wayne	1966-67
Blackburn, Chase	2022	Huff, Gary	1986	* Robiskie, Terry	2016-17
Blaney, Brandon	2016-17	Hughes, Ed.....	1971	Rocker, Tracy.....	2011-13, 2024
Bloom, Ben.....	2024	Ivy, Frank "Pop"	1962-63	Rouse, Tyler	2022-23
Boghosian, Sam	1974-75	Jackson, Frisman	2017	# Ryan, Buddy	1993
Booker, Scott	2018-23	Jackson, Milt.....	1986-88	Rymkus, Lou.....	1960-61, '65
Bostad, Bob.....	2014-15	Jackson, Steve	2016-17, 2024	Saban, Nick	1988-89
Bourgeois, Andy	1973-83	James, Ned	2002-05	* Schlinkman, Walt	1960-63,
# Bowen, Shane	2018-23	* Jamieson, Dick.....	1986-87	1965-71, 1976	
Bratkowski, Bob.....	2016	Jefferson, Shawn	2013-15	# Schwartz, Jim	1999-08, 2021-22
Breaux, Don.....	1972	Johnson, Craig	2000-10	Selcer, Dick.....	1981-82
Browder, Trevor	2024	Jones, June	1987-88	Shaw, John.....	2024
Brown, Greg	1997-98	Jones, Matt.....	2023-24	Sherman, Ray.....	1988-89, 2005-06
Brown, Steve.....	2012-15	Jones, Tom	2024	* Shipp, Ken.....	1977-78
Bugel, Joe.....	1977-80	Jones, Ronnie.....	1993	Shively, Doug.....	1986-89
Burke, Matt.....	2006-08	Jordan, Randy	2024	* Shofner, Jim	1981-82
Bush, Frank.....	1992-94, 2011-12, 2024	Kaczor, Nate.....	2012-15	# Sidwell, Steve.....	1995-96
Butler, Kylan	2022-24	Kanavy, Tom	2017-18	Simmons, Warren	1996
Byner, Earnest	2008-09	Kelly, Tim	2022-23	Simpson, Jackie	1972
Callahan, Bill.....	2024	King, Bobby	2022-23	Skipper, Jim	2011-12
\$ Callahan, Brian	2024	Kuhr, Zak	2020-23	* Smith, Arthur	2011-20
Callahan, Ray.....	1981-82	* LaFleur, Matt.....	2018	Smith, Giff.....	2014-15
Campbell, Hugh.....	1984-85	# LeBeau, Dick.....	2015-17	Smith, Jerry	1972
Carpenter, Lew	1973-74	Lemm, Wally.....	1960-61, '66-70	Smith, Richard.....	1988-92
Carter, Keith.....	2018-22	Lemmerman, Bruce.....	1984-85	Smith, Sherman.....	1995-07
Carter, Perry	2024	Levine, Anthony	2023-24	Spanos, Lou	2014-17
# Cecil, Chuck	2001-10	Locust, Lori	2023-24	Speedie, Mac.....	1960-61
Childress, Joe.....	1966-70	* Loggains, Dowell.....	2008-13	Spencer, Joe.....	1961-65
Cioffi, Louie.....	2014-15	London, Charles	2011, 2023	Stanley, Jim	1990-94
* Chow, Norm	2005-07	Lovat, Mark.....	2024	Staub, Ralph.....	1982-83
Cohen, Scott.....	2024	Lowry, Alan	1996-12	Steber, John	1964
Conkright, W.F. "Red"	1963-64	Madro, Joe.....	1972-74	* Steckel, Les.....	1995-99
Coombs, Kerry.....	2018-19	Matthews, Bruce.....	2011-13	Steckel, Luke	2014-22
* Coury, Dick.....	1994-96	Matthews, Cannon.....	2014-15	Stewart, Rayna.....	2009-10
Croom, Sylvester	2013-17	Maxie, Brett	2012-13	Stocker, Luke.....	2023-24
Crow, Ryan	2018-23	McCalmon, Miller.....	1986-87	Streicher, John.....	2018-23
Cunningham, Gunther	2001-03	McCollum, Payton	2024	# Studley, Chuck.....	1983
* Dalton, O. Kay.....	1983-84	McCullough, Ken.....	1976	Sullivan, Mike	2014-23
Devlin, John.....	1984-85	McFadin, "Bud" Lewis.....	1966-70	Taylor, Hugh "Bones"	1964-65
Devore, Hugh	1966-70	McGinnis, Dave.....	2004-11	Thomas, Pat	1990-92
Dews, Tony	2018-23	McKenzie, Tyrone.....	2018-19	Thorne, Grant	2024
Dickson, George.....	1971	McMillan, Clinton	2022-24	Tolbert, Tyke	2024
Donatell, Steve	2024	McNulty, John	2014-15	Townsend, Deshea	2016-17
* Downing, Todd	2019-22	* Michael, Jason	2014-17	Tucker, Jason	2015-16
Dry, F.A.....	1966-70	Midgett, Anthony.....	2020-22	Udeze, Kenechi	2021
Durden, Earnel	1973	Millard, Keith.....	2012-13	Valero, Art	2011
Eason, Nick	2014-17	Miller, Burnie.....	1971-73	Vinklarek, Ronnie	2000
# Eddy, Jim.....	1990-92	Moore, Rob.....	2018-23	\$ Vrabel, Mike.....	2018-21
Edwards, Matt.....	2018-21	\$ Mularkey, Mike.....	2014-17	# Wallner, Fred	1960-61
Ettinger, John.....	1964	\$ Munchak, Mike	1995-13	Walsh, Bill.....	1983-86
* Faragalli, Joe.....	1985	# Nolan, Dick.....	1981	Walters, Steve	1999-05
# \$ Fisher, Jeff.....	1994-10	Norris, Rex.....	1995-98	Washburn, Jim.....	1999-10
Frazier, Erik	2021-22	Novak, Frank	1989-94	Watterson, Steve.....	1988-17
Fuchs, Scott.....	2024	O'Hara, Pat	2018-23	Wessman, Richie.....	2009-10
Fuller, Curtis	2011	Otten, Justin	2023-24	\$ Whisenhunt, Ken	2014-15
Gaines, Gene	1984-85	Padilla, Bob	1984-85	# Williams, Gregg	1993-00, 2013
Galat, Joe	1981	* Palmer, Chris.....	1990-92, 2011-12	Williams, Terrell	2018-23
Galbraith, Marty.....	2005-10	Pardee, Jack.....	1990-94	Willis, Keith	2016-17
Gambold, Bob.....	1978-82	Parlavecchio, Chet	2011-13	# Wilson, Dennard.....	2024
Gannon, Jonathan.....	2012-13	Patullo, Kevin.....	2014	Withers, Everett.....	2001-06
Gee, Mondray.....	2019-21	Peccatiello, Larry	1972-75	Woodfin, Zac	2024
Gilbert, O'Neill	1997-99	# Pees, Dean	2018-19	Woolley, Joe	1973-75
* Gilbride, Kevin.....	1989-94	Pees, Matt	2018-19	Young, Bob	1990-94
Gillman, Sid	1973-74	Pendergast, Clancy	1995	Young, John Paul	1978-80
# Glanville, Jerry.....	1984-89	Perry, Rod.....	1995-96	Yowarsky, Walt	1971
Graves, Fred.....	2007-10	Peterson, Bill	1972-73	Zernhelt, John.....	2006-12
# Gray, Jerry.....	1997-00, 2011-13	Pettibon, Richie	1974-77	Zwahlen, Ernie.....	1971
Grimm, Russ.....	2016-17	# Phillips, O.A. "Bum"	1974-80		
Hamilton, Justin	2023	Phillips, Wade.....	1976-80		
Hardegree, Bo	2024	Piraino, Frank	2019-23		
Harris, Chris.....	2023-24	Pitts, Elijah.....	1981-83		
Haslett, Jim.....	2020-21	Polsfoot, Fran	1968-71, 75-76		

* Indicates offensive coordinator during tenure
Indicates defensive coordinator during tenure
\$ Indicates head coach during tenure



ALL-TIME HEAD COACHES SUMMARY

COACH	YEARS	WON	LOST	TIED	PCT.	PTS.	ALLOWED
Lou Rymkus*	1960-61	12	7	1	.625	546	414
Wally Lemm	1961, 1966-70	38	40	4	.487	1,785	1,702
Frank "Pop" Ivy	1962-63	17	12	0	.586	706	662
Sammy Baugh	1964	4	10	0	.285	310	355
Hugh "Bones" Taylor	1965	4	10	0	.285	298	429
Ed Hughes	1971	4	9	1	.321	251	330
Bill Peterson**	1972-73	1	18	0	.052	241	553
Sid Gillman	1973-74	8	15	0	.347	358	556
O.A. "Bum" Phillips	1975-80	59	38	0	.608	1,857	1,741
Ed Biles***	1981-83	8	23	0	.258	526	774
Chuck Studley	1983	2	8	0	.200	179	286
Hugh Campbell****	1984-85	8	22	0	.266	487	787
Jerry Glanville	1985-89	35	35	0	.500	1,535	1,637
Jack Pardee#	1990-94	44	35	0	.556	1,771	1,418
Jeff Fisher	1994-2010	147	126	0	.538	5,872	5,719
Mike Munchak	2011-13	22	26	0	.458	1,017	1,069
Ken Whisenhunt##	2014-15	3	20	0	.130	379	597
Mike Mularkey	2015-17	21	22	0	.488	925	1,054
Mike Vrabel	2018-23	56	48	0	.538	2,326	2,252
Brian Callahan	2024	3	14	0	.176	311	460
TOTALS	1960-2024	496	538	6	.480	21,680	22,895

(includes postseason)

* Released after five games in 1961

** Released after five games in 1973

*** Resigned after six games in 1983

**** Released after 14 games in 1985

Released after 10 games in 1994

Released after seven games in 2015



Brian Callahan was hired as head coach in January 2024.

ALL-TIME PLAYER ROSTER

A

92 **Abdesmad, Mehdi**, DE, Boston College, 2016
 56 **Abraham, Robert**, LB, N.C. State, 1982-87
 67 **Ackerman, Tom**, G, Eastern Washington, 2002-03
 47 **Adams, Andrew**, DB, Connecticut, 2022
 33 **Adams, Jamal**, S, Louisiana State, 2024
 92 **Adeniyi, Ola**, OLB, Toledo, 2021-22
 58 **Adibi, Xavier**, LB, Virginia Tech, 2012
 38 **Afalava, Al**, S, Oregon State, 2012
 86 **Akiu, Mike**, WR, Hawaii, 1985-86
 95/88 **Aldridge, Allen**, DE, Prairie View, 1971-72
 79 **Aldridge, Kevin**, DE/DT, Southern Methodist, 2002
 36 **Aldridge, Melvin**, S, Murray State, 1993
 38 **Alexander, Dan**, RB/FB, Nebraska, 2001
 19 **Alexander, Willie**, CB, Alcorn A&M, 1971-79
 76/80 **Allen, Dalva**, DE, Houston, 1960-61
 31 **Allen, Gary**, RB, Hawaii, 1982
 73 **Allen, George**, DT, West Texas State, 1966-67
 29 **Allen, Patrick**, CB, Utah State, 1985-90
 8 **Allen, Ryan**, P, Louisiana Tech, 2020
 56 **Allred, Colin**, LB, Baylor, 2007-10
 76 **Alm, Jeff**, DT, Notre Dame, 1990-93
 2 **Al-Shaair, Azeez**, LB, Florida Atlantic, 2023
 84/82 **Alston, Mack**, TE, Maryland State, 1973-76
 32 **Amadi, Ugo**, DB, Oregon, 2022
 54/64 **Amano, Eugene**, C/G, S.E. Missouri State, 2004-12
 88 **Amaro, Jace**, TE, Texas Tech, 2016
 58 **Amato, Ken**, LS, Montana State, 2003-11
 12 **Amundson, George**, RB, Iowa State, 1973-74
 94 **Anderson, Abdullah**, DL, Bucknell, 2024
 14 **Anderson, Billy**, QB, Tulsa, 1967
 1 **Anderson, Gary**, K, Syracuse, 2003-04
 22 **Anderson, Herbie**, CB, Texas A&I, 1991
 57 **Anderson, James**, LB, Virginia Tech, 2014
 83 **Anderson, Warren**, WR, West Virginia State, 1978
 26 **Andrews, Antonio**, RB, Western Kentucky, 2014-16
 95 **Ankou, Eli**, DT, UCLA, 2021
 70 **Appleton, Scott**, DT, Texas, 1964-66
 32/22 **Archie, Mike**, RB, Penn State, 1996-98
 39 **Armstrong, Adger**, RB, Texas A&M, 1980-82
 86/87 **Arnold, Walt**, TE, New Mexico, 1982-83
 84 **Atchason, Jack**, TE, Western Illinois, 1960
 48 **Atkins, Bob**, S, Grambling, 1970-75
 96 **Atkins, James**, DT, Virginia Union, 2002-03
 31 **Aubrey, Josh**, S, Stephen F. Austin, 2015
 96 **Autry, Denico**, DL, Mississippi State, 2021-23
 61 **Autry, Hank**, C, Southern Mississippi, 1969-70
 82 **Avery, Donnie**, WR, Houston, 2011
 42 **Avery, Steve**, FB, Northern Michigan, 1989
 30/23 **Avery, Tre**, CB, Rutgers, 2022-24
 13 **Awuzie, Chidobe**, CB, Colorado, 2024
 56 **Ayers, Akeem**, LB, UCLA, 2011-14

B

33 **Babb, Gene**, LB, Austin College, 1962-63
 93 **Babin, Jason**, DE, Western Michigan, 2010
 26 **Babineaux, Jordan**, S, Southern Arkansas, 2011-12
 8 **Badgley, Michael**, K, Miami (Fla.), 2021
 80/11 **Bailey, Harold**, WR, Oklahoma State, 1981-83
 82 **Bailey, Mario**, WR, Washington, 1992
 57 **Bailey, Patrick**, LB, Duke, 2010-13
 39 **Baker Jr., Darrell**, CB, Georgia Southern, 2024
 8 **Baker, Ed**, QB, Lafayette, 1972
 17 **Baker, Jerome**, LB, Ohio State, 2024
 75 **Baker, Jesse**, DE, Jacksonville State (Ala.), 1979-87
 84 **Baker, Johnny**, LB, Mississippi State, 1963-66
 83 **Baker, Melvin**, WR, Texas Southern, 1976
 99 **Bakhtiari, Eric**, DE, San Diego, 2009
 70 **Baldrige, Daniel**, T, Marshall, 2012
 98 **Ball, Dave**, DE, UCLA, 2008-12
 40 **Banfield, Tony**, CB, Oklahoma State, 1960-65

36 **Banks, Chuck**, FB, West Virginia Tech, 1987
 97 **Banks, Robert**, DE, Notre Dame, 1988
 49/86 **Barber, Mike**, TE, Louisiana Tech, 1976-81
 28 **Barclay, Chris**, RB, Wake Forest, 2007
 81 **Barden, Brandon**, TE, Vanderbilt, 2012-13
 3 **Barnard, Austin**, K/P, Samford, 2018
 58 **Barnes, Pete**, LB, Southern, 1967-68
 22/32 **Barnes, Tomur**, CB, North Texas, 1994-97
 56/51 **Barrow, Micheal**, LB, Miami (Fla.), 1993-96
 57 **Basham, Tarrell**, OLB, Ohio, 2022
 51 **Bass, David**, LB, Missouri Western State, 2015-16
 27 **Bass, Glen**, WR, East Carolina, 1967-68
 53/56 **Bates, Daren**, LB, Auburn, 2017-20
 17/13 **Batson, Cameron**, WR, Texas Tech, 2018-21
 22/44 **Battle, Jackie**, RB, Houston, 2013-14
 63 **Baumgartner, Steve**, DE, Purdue, 1977-79
 78 **Beams, Byron**, DT, Notre Dame, 1961
 44 **Beasley Jr., Vic**, OLB, Clemson, 2020
 11 **Beathard, Pete**, QB, Southern California, 1967-69
 17 **Beck, Braden**, K, Stanford, 1971
 24 **Beckham, Tony**, CB, Wisconsin-Stout, 2002-05
 81/88 **Beirne, Jim**, WR, Purdue, 1968-73, 1975-76
 33 **Bell, Billy**, CB, Lamar, 1989
 76 **Bell, Byron**, OL, New Mexico, 2015-16
 60 **Bell, Jacob**, G/T, Miami (Ohio), 2004-07
 57 **Belotti, George**, C, Southern California, 1960-61
 83/19 **Bennett, Drew**, WR, UCLA, 2001-06
 52/50 **Benson, Duane**, LB, Hamline, 1974-76
 82 **Berlin, Eddie**, WR, Northern Iowa, 2001-04
 83 **Bergey, Bruce**, DT, UCLA, 1971
 65 **Bethea, Elvin**, DE, North Carolina A&T, 1968-83
 4 **Beverly, David**, P, Auburn, 1974
 82 **Billingsley, Ron**, DT, Wyoming, 1971-72
 54 **Bingham, Gregg**, LB, Purdue, 1973-84
 21 **Birdsong, Craig**, S, North Texas State, 1987
 2 **Bironas, Rob**, K, Georgia Southern, 2005-13
 23 **Bishop, Blaine**, S, Ball State, 1993-2001
 66 **Bishop, Sonny**, G, Fresno State, 1964-69
 90 **Blacklock, Ross**, DT, Texas Christian, 2023
 95 **Blackson, Angelo**, DE, Auburn, 2015-16
 27 **Blahak, Joe**, S, Nebraska, 1973
 47 **Blake, Valentino**, CB, Texas El Paso, 2016
 84 **Blakley, Dwayne**, TE, Missouri, 2008
 16 **Blanda, George**, QB, Kentucky, 1960-66
 42 **Blanks, Sid**, RB, Texas A&I, 1964-68
 41/45 **Blasingame, Khari**, FB/RB, Vanderbilt, 2019-21
 94 **Bledsoe, Amani**, DE, Oklahoma, 2021
 80 **Board, C.J.**, WR, Chattanooga, 2022
 52 **Bockwoldt, Colby**, LB, Brigham Young, 2006
 97 **Bohanna, Quinton**, DL, Kentucky, 2023
 50 **Boiman, Rocky**, LB, Notre Dame, 2002-05
 33 **Booker, Michael**, CB, Nebraska, 2000-01
 39 **Borders, Breon**, CB, Duke, 2020-21
 25 **Bostic, Keith**, S, Michigan, 1983-88
 37 **Botchan, Ron**, LB, Occidental, 1961
 77 **Boucher, Scott**, G, N.E. Louisiana*, 1987
 58/59 **Bowden, Joe**, LB, Oklahoma, 1992-99
 83 **Boyd, Tyler**, WR, Pittsburgh, 2024
 52 **Boyette, Garland**, LB, Grambling, 1966-72
 85 **Brabham, Danny**, LB, Arkansas, 1963-67
 87 **Brackett, Brett**, TE, Penn State, 2014
 10 **Bradshaw, Craig**, QB, Utah State, 1980
 58 **Brantley, John**, LB, Georgia, 1989
 52 **Brazile, Robert**, LB, Jackson State, 1975-84
 33 **Breeze, Brady**, S, Oregon, 2021
 62/55 **Brewer, Aaron**, G/C, Texas State, 2020-23
 67 **Brewer, Chandler**, OL, Middle Tennessee State, 2024
 21 **Brezina, Bobby**, RB, Houston, 1963
 92 **Briehl, Tom**, LB, Stanford, 1985-87
 48 **Brinkley, Beau**, LS, Missouri, 2012-20
 18 **Britt, Kenny**, WR, Rutgers, 2009-13



ALL-TIME PLAYER ROSTER

83 **Broadnax, Jerry**, TE, Southern, 1974
 35 **Brock Sr., Tramaine**, CB, Belhaven, 2019
 88 **Brooks, Billy**, WR, Oklahoma, 1981
 30 **Brooks, Kendall**, DB, Michigan State, 2024
 73 **Brooks, Leo**, DT, Texas-Austin, 1970-72
 11 **Brown, A.J.**, WR, Mississippi, 2019-21
 29 **Brown, Chris**, RB, Colorado, 2003-07
 22 **Brown, Don**, RB, Houston, 1960
 33 **Brown, Gary**, RB, Penn State, 1991-95
 55 **Brown, Jayon**, LB, UCLA, 2017-21
 79 **Brown, Kareem**, DL, Miami (Fla.), 2010
 84 **Brown, Larry**, TE, Georgia, 1999-2000
 44 **Brown, Mike**, S, Miami (Ohio), 2023-24
 17/89 **Brown, Reggie**, WR, Alabama State, 1993-94
 91 **Brown, Shakel**, DT, Troy, 2023
 27 **Brown, Sonny**, S, Oklahoma, 1987
 24 **Brown, Steve**, CB, Oregon, 1983-90
 22 **Brown, Tony**, CB, Fresno State, 1992-93
 97 **Brown, Tony**, DT, Memphis, 2006-10
 55 **Brown, Zach**, LB, North Carolina, 2012-15
 29 **Brownlee Jr., Jarvis**, CB, Louisville, 2024
 60 **Brunskill, Daniel**, OL, San Diego State, 2023-24
 66 **Bruss, Logan**, G, Wisconsin, 2024
 38 **Bryant, Domingo**, S, Texas A&M, 1987-88
 81 **Bryant, Steve**, WR, Purdue, 1982-84
 14 **Bullock, Randy**, K, Texas A&M, 2021-22
 53 **Bulluck, Keith**, LB, Syracuse, 2000-09
Burke, Edward, G, Notre Dame, 1964
 16 **Burks, Treyton**, WR, Arkansas, 2022-24
 58 **Burnett, Kaelin**, LB, Nevada, 2014
 25 **Burrell, Ode**, RB, Mississippi State, 1964-69
 00 **Burrough, Ken**, WR, Texas Southern, 1971-81
 68 **Burton, Al**, DE, Bethune-Cookman, 1976
 94 **Burton, Kendrick**, DE, Alabama, 1996
 94 **Bush, Frank**, LB, N.C. State, 1985-86
 87 **Butler, Jim**, TE, Tulsa, 1972
 21 **Butler, Malcolm**, CB, West Alabama, 2018-20
 2 **Butler, Skip**, K, Texas-Arlington, 1972-77
 35 **Butts, Marion**, RB, Florida State, 1995
 31 **Byard, Kevin**, S, Middle Tennessee State, 2016-23
 83 **Byrd, Isaac**, WR, Kansas, 1997-99
 71 **Byrd, Richard**, DT, Southern Mississippi, 1985-89

C

40 **Cain, Jeremy**, FB/LS, Massachusetts, 2007
 79 **Caldwell, Bryan**, DE, Arizona State, 1984
 87 **Calico, Tyrone**, WR, Middle Tennessee State, 2003-05
 54 **Calmus, Rocky**, LB, Oklahoma, 2002-04
 16 **Camarillo, Rich**, P, Washington, 1994-95
 45 **Campbell, Chance**, LB, Mississippi, 2022-24
 34 **Campbell, Earl**, RB, Texas, 1978-84
 37 **Campbell, Tommie**, CB, California (Pa.), 2011-13
 35 **Campbell, Woody**, RB, Northwestern, 1967-71
 20 **Cannon, Billy**, RB, Louisiana State, 1960-63
 23 **Cannon, Trenton**, RB, Virginia State, 2022
 14 **Carlson, Cody**, QB, Baylor, 1987-94
 26 **Carpenter, Rob**, RB, Miami (Ohio), 1977-81
 29 **Carr, Chris**, DB, Boise State, 2008
 63 **Carr, Levert**, T, No. Central State, 1972-73
 44 **Carraway, Josh**, OLB, Texas Christian, 2017
 53 **Carrell, John**, LB, Texas Tech, 1966
 88 **Carrington, Ed**, TE, Virginia, 1969
 63 **Carroll, Ronnie**, G/DT, Sam Houston State, 1974-75
 82 **Carson, John**, TE, Georgia, 1960
 58 **Carter, David**, C, Western Kentucky, 1977-84
 25 **Carter, Jamal**, S, Miami (Fla.), 2021
 93 **Carter, Kevin**, DE, Florida, 2001-04
 85 **Carter, Pat**, TE, Florida State, 1994
 28 **Carter, Shyheim**, DB, Alabama, 2023
 44 **Carter, Tory**, FB, Louisiana State, 2021-22
 41 **Carwell, Larry**, CB, Iowa State, 1967-68

99 **Casey, Jurrell**, DT, Southern California, 2011-19
 87 **Casper, Dave**, TE, Notre Dame, 1980-83
 16 **Cassel, Matt**, QB, Southern California, 2016-17
 88 **Caster, Rich**, WR, Jackson State, 1978-80
 56/90 **Caston, Toby**, LB, Louisiana State, 1987-88
 51 **Caveness, Ron**, LB, Arkansas, 1966-68
 26 **Cecil, Chuck**, S, Arizona, 1995
 57 **Chamberlin, Frank**, LB, Boston College, 2000-02
Chancellor, Ken, C, Houston, 1964
 12 **Chandler, Chris**, QB, Washington, 1995-96
 25 **Charles, John**, S, Purdue, 1971-74
 57 **Cheek, Richard**, G, Auburn, 1972
 22 **Cheeks, B.W.**, RB, Texas Southern, 1965
 36 **Chestnut, Julius**, RB, Sacred Heart, 2022-24
 79 **Childress, Ray**, DL, Texas A&M, 1985-95
 55/58 **Cindrich, Ralph**, LB, Pittsburgh, 1973-75
 42 **Clark, Boobie**, RB, Bethune-Cookman, 1979-80
 61 **Clark, Le'Raven**, T, Texas Tech, 2022
 96 **Clauss, Jared**, DT, Iowa, 2004-05
 69 **Clayton, Zach**, DT, Auburn, 2011
 31 **Cline, Doug**, LB, Clemson, 1960-66
 24 **Clinton, Charles**, CB, San Jose State*, 1987
 99 **Clowney, Jadeveon**, OLB, South Carolina, 2020
 29 **Coady, Rich**, S, Texas A&M, 2002
 23 **Cobb, David**, RB, Minnesota, 2015
 35 **Cobble, Eric**, RB, S.W. Texas State*, 1987
 91 **Coburn, Keondre**, DL, Texas, 2023-24
 16 **Cochrane, Kelly**, QB, Miami (Fla.), 1972
 86/85 **Coffman, Chase**, TE, Missouri, 2014-15
 53 **Cole, Dylan**, LB, Missouri State, 2021-22
 39 **Cole, Lee**, CB, Arizona State, 1996
 87 **Cole, Linzy**, WR, Texas Christian, 1971
 17/80 **Coleman, Chris**, WR, N.C. State, 2000-01
 59 **Colman, Doug**, LB, Nebraska, 1999
 87 **Coleman, Pat**, WR, Mississippi, 1990-94
 47 **Coleman, Ronnie**, RB, Alabama A&M, 1974-81
 5 **Collins, Kerry**, QB, Penn State, 2006-10
 33 **Comella, Greg**, FB, Stanford, 2002
 20 **Compton, Dick**, WR, McMurray, 1965
 51/53 **Compton, Will**, LB, Nebraska, 2018, 2020
 78 **Conklin, Jack**, T, Michigan State, 2016-19
 19 **Conley, Chris**, WR, Georgia, 2022
 77 **Conover, Sean**, DE, Bucknell, 2006-07
 78 **Cook, Anthony**, DE/DT, South Carolina State, 1995-98
 89 **Cook, Jared**, TE, South Carolina, 2009-12
 98 **Cooks, Rayford**, DE, North Texas State*, 1987
 8 **Cooper, Joe**, K, Cal-Berkeley, 1984
 51 **Cordova, Jorge**, LB, Nevada, 2007
 57 **Corker, John**, LB, Oklahoma State, 1980-82
 44/40 **Correa, Kamalei**, OLB, Boise State, 2018-20
 33 **Cotney, Mark**, S, Cameron State, 1975
 76 **Cowlings, Al**, LB, Southern California, 1973-74
 46 **Cox, Morgan**, LS, Tennessee, 2021-24
 29/20 **Cox, Perrish**, CB, Oklahoma State, 2015-16
 40 **Craft, Donnie**, RB, Louisville, 1982-83
 89 **Craig, Dobie**, WR, Howard Payne, 1964
 48 **Cramer, Casey**, TE, Dartmouth, 2006-08
 94 **Crawford, Jack**, DE, Penn State, 2020
 53 **Crowder, Tae**, LB, Georgia, 2023
 59 **Croyle, Phil**, LB, Cal-Berkeley, 1971-73
 29 **Cruikshank, Dane**, DB, Arizona, 2018-21, 2023
 83 **Crumpler, Alge**, TE, North Carolina, 2008-09
 40 **Cudjoe-Virgil, Yannik**, LB, Maryland, 2015
 78 **Culp, Curley**, DT, Arizona State, 1974-80
 78 **Culpepper, Ed**, DT, Alabama, 1962-63
 49 **Cunningham, Dick**, LB, Arkansas, 1973
 41 **Cunningham, Zach**, LB, Vanderbilt, 2021-22
 53 **Curran, Rennie**, LB, Georgia, 2010
 20 **Currier, Bill**, DB, South Carolina, 1977-79
 50 **Curry, Bill**, C, Georgia Tech, 1973
 81 **Curtis, Kevin**, WR, Utah State, 2011
 79 **Cushenberry III, Lloyd**, Louisiana State, 2024



ALL-TIME PLAYER ROSTER

80 **Cutsinger, Gary**, DE, Oklahoma State, 1962-68
37 **Cyprien, Johnathan**, S, Florida International, 2017-18

D

13 **Daft, Kevin**, QB, California-Davis, 1999
71 **Daley, Dennis**, OL, South Carolina, 2022
12 **Daniel, Trevor**, P, Tennessee, 2020
87 **Darby, Al**, WR, Florida, 1976
85 **Darrington, Chris**, WR, Weber State*, 1987
88 **Daum, Mitch**, TE, Wyoming, 1987
66 **Davidson, Greg**, C, North Texas, 1980-82
90 **Davidson, Kenny**, DE, Louisiana State, 1994-95
92/90 **Davidson, Marlon**, DT, Auburn, 2023-24
71 **Davidson, Pete**, WR, Citadel, 1960
12 **Davis, Austin**, QB, Southern Mississippi, 2018
12 **Davis, Bob**, QB, Virginia, 1967-69
77 **Davis, Bruce**, T, UCLA, 1987-89
17 **Davis, Chris**, WR, Florida State, 2007-09
84 **Davis, Corey**, WR, Western Michigan, 2017-20
84 **Davis, Donnie**, TE, Southern, 1970
72 **Davis, Hall**, DE, Louisiana-Lafayette, 2010
73 **Davis, John**, G/C, Georgia Tech, 1987-88
58 **Davis, Marvin**, LB, Southern, 1974
30 **Davis, Mike**, CB, Cincinnati, 1994
64 **Davis, Nate**, G, Charlotte, 2019-22
12 **Davis, Rashard**, WR, James Madison, 2019
86/84 **Davis, Willie**, WR, Central Arkansas, 1996-98
39/28 **Dawkins, Dalyn**, RB, Colorado State, 2018-19
34/33 **Dawkins, Joe**, RB, Wisconsin, 1970-71, 1976
66 **Dawson, Doug**, G, Texas, 1990-93
75 **Dawson, Keyunta**, DE, Texas Tech, 2012-13
20 **Dawson, Rhett**, WR, Florida State, 1972
67 **Dean, Jimmy**, DE, Texas A&M, 1978
87 **Decker, Eric**, WR, Minnesota, 2017
3 **Del Greco, Al**, K, Auburn, 1991-2000
23 **Dempsey, Tom**, K, Palomar J.C., 1977
62 **DeVan, Kyle**, C/G, Oregon State, 2012
88 **Dewveall, Willard**, TE, Southern Methodist, 1961-64
35 **Dickenson, Bo**, RB, Southern Mississippi, 1963
42 **Dickerson, Dorin**, TE, Pittsburgh, 2015
92 **Dickerson, Matt**, DE, UCLA, 2018-20
10 **Dickey, Lynn**, QB, Kansas State, 1971-75
9 **Dietrich, John**, K, Ball State*, 1987
28 **Diggs, Quandre**, S, Texas, 2024
69 **DiLauro, Christian**, T, Illinois, 2021
53/54 **Diles, Zac**, LB, Kansas State, 2012-13
71 **Dillard, Andre**, T, Washington State, 2023
66/64 **DiNapoli, Gennaro**, G, Virginia Tech, 2000-02
81 **Dirden, Johnnie**, WR, Sam Houston, 1978
28 **Dishman, Cris**, CB, Purdue, 1988-96
64 **Dixon, Joe**, DT, Tulsa, 1987
11 **Dobbs, Joshua**, QB, Tennessee, 2022
93/92 **Dodd, Kevin**, OLB, Clemson, 2016-17
50 **Dodge, Kirk**, LB, Nevada-Las Vegas, 1986
47 **Domann, JoJo**, LB, Nebraska, 2023
71 **Domres, Tom**, DT, Wisconsin, 1968-71
31 **Donaldson, Jeff**, S, Colorado, 1984-89
77 **Donnalley, Kevin**, T/G, North Carolina, 1991-97
57/56 **Dorenbos, Jon**, LS, Texas El-Paso, 2005-06
69 **Dorris, Andy**, DE, New Mexico State, 1977-81
30/33 **Dorsett, Anthony**, CB, Pittsburgh, 1996-99
83 **Douglas, Harry**, WR, Louisville, 2015-17
75 **Douglas, Jamil**, G, Arizona State, 2019-20
21 **Douglas, John**, CB, Texas Southern, 1969
99 **Douglas, Marques**, DT, Howard, 2010
78 **Douzable, Leger**, DE, Central Florida, 2012
14 **Dowell, Colton**, WR, Tennessee-Martin, 2023-24
88 **Dressel, Chris**, TE, Stanford, 1983-86
82/85 **Drewrey, Willie**, WR, West Virginia, 1985-88, '93
75 **Drungo, Elbert**, T, Tennessee State, 1969-77
47 **Duke, Khalid**, OLB, Kansas State, 2024
30 **Dukes, Mike**, LB, Clemson, 1960-63

38 **Dumas, Mike**, S, Indiana, 1991-93
31 **Duncan, Brian**, RB, Southern Methodist, 1978
80 **Duncan, Curtis**, WR, Northwestern, 1987-93
79/71 **Duncan, Jaelyn**, OL, Maryland, 2023-24
11 **Duniven, Tom**, QB, Texas Tech, 1977-78
91 **Dunn, Anthony**, DE, Northern Colorado, 2003
48 **Dupree, Bud**, OLB, Kentucky, 2021-22
77 **Durand, Ryan**, G, Syracuse, 2010, 2012
20 **Durden, Kenneth**, CB, Youngstown State, 2018
17 **Durham, Kris**, WR, Georgia, 2014
22 **Dyson, Andre**, CB, Utah, 2001-04
87 **Dyson, Kevin**, WR, Utah, 1998-2002
49 **Dzubnar, Nick**, LB, Cal Poly-San Luis Obispo, 2020-21

E

26 **Eaglin, Larry**, CB, Stephen F. Austin, 1973
82 **Ealy, Biren**, WR, Houston, 2007
21 **Eason, Bo**, S, California-Davis, 1984-87
75 **Eatman, Irv**, T, UCLA, 1995-96
21 **Eaton, Tracey**, S, Portland State, 1988-89
20/36 **Echols, Mike**, CB, Wisconsin, 2002-04
87 **Eccles, Scott**, TE, E. New Mexico*, 1987
19 **Edison, Dominique**, WR, Stephen F. Austin, 2009
38 **Edmunds, Terrell**, S, Virginia Tech, 2023
87 **Edwards, Emmett**, WR, Kansas, 1975
98 **Edwards, Lavar**, DE, Louisiana State, 2013
94 **Edwards Jr., Mario**, DE, Florida State, 2022
35/32 **Edwards, Stan**, RB, Michigan, 1982-86
79 **Egboh, Pannel**, DE, Stanford, 2012
26 **Elkins, Lawrence**, WR, Baylor, 1965-68
6 **Elkins, Mike**, QB, Wake Forest, 1992
85 **Ellender, Richard**, WR, McNeese State, 1979
8 **Elling, Aaron**, K, Wyoming, 2004
60 **El-Mashtoub, Hicham**, C, Arizona, 1995-96
96 **Embray, Keith**, DE, Utah, 2000-01
52 **Ena, Justin**, LB, Brigham Young, 2004
36 **Evans, Darren**, Virginia Tech, 2012
32 **Evans, Darrynton**, Appalachian State, 2020-21
91 **Evans, Josh**, DT, Alabama Birmingham, 1995-99, 2001
54 **Evans, Rashaan**, LB, Alabama, 2018-21
86 **Evans, Robert**, E, Texas A&M, 1965
73 **Evans, Norman**, T, Texas Christian, 1965
78 **Eyre, Nick**, T, Brigham Young, 1981

F

29 **Fairley, Leonard**, S, Alcorn A&M, 1974
51 **Fairs, Eric**, LB, Memphis State, 1986-91
86 **Fanning, Stan**, DE, Idaho, 1964
67 **Fanucci, Mike**, DE, Arizona State, 1973
3 **Farley, Caleb**, CB, Virginia Tech, 2021-23
21 **Farley, Matthias**, S, Notre Dame, 2021
20 **Farr, Miller**, CB, Wichita State, 1967-69
53 **Faryniarz, Brett**, LB, San Diego State, 1994
80 **Fasano, Anthony**, TE, Notre Dame, 2015-16
71 **Faulkner, Stanley**, T, Texas, 1964
51 **Favors, Greg**, LB, Mississippi State, 1999-2001
74 **Ferguson, Gene**, T, Norfolk State, 1971-72
77 **Fields, Angelo**, T, Michigan State, 1980-81
56 **Finch, Sharif**, OLB, Temple, 2018-19, 21
31 **Finnegan, Cortland**, CB, Samford, 2006-11
86 **Firkser, Anthony**, TE, Harvard, 2018-21
94 **Fisher, Bryce**, DE, Air Force, 2007
70/60 **Fisher, Ed**, G, Arizona State, 1974-82
97 **Fisk, Jason**, DT, Stanford, 1999-2001
10 **Fitzpatrick, Dez**, WR, Louisville, 2021-22
4 **Fitzpatrick, Ryan**, QB, Harvard, 2013
55 **Flannery, John**, G/C, Syracuse, 1991-94
44 **Fleming, Troy**, FB, Tennessee, 2004-05
75 **Floyd, Don**, DE, Texas Christian, 1960-68
83 **Floyd (Seabron), Malcolm**, WR, Fresno State, 1994-96
32 **Fluellen, David**, RB, Toledo, 2016-19



ALL-TIME PLAYER ROSTER

53 **Fokou, Moise**, LB, Maryland, 2013
6 **Folk, Nick**, K, Arizona, 2023-24
11/13 **Foote, James**, QB, Delaware Valley, 1974, '76
88 **Ford, Bernard**, WR, Central Florida, 1990
92 **Ford, Henry**, DE, Arkansas, 1994-2002
78 **Ford, Jacob**, DE, Central Arkansas, 2007-10
45/7 **Foreman, D'Onta**, RB, Texas, 2020-21
89 **Foster, Eddie**, WR, Houston 1977-78
78 **Foster, Jerome**, DE, Ohio State, 1983-84
Fowler, Delbert, LB, West Virginia, 1981
45 **Fowler, Jalston**, FB, Alabama, 2015-18
53 **Fowler, Jerry**, G, N.W. Louisiana, 1964
52 **Fowler, Ryan**, LB, Duke, 2007-08
59 **Fox, Scott**, LB, Austin Peay*, 1987
77 **France, Doug**, T, Ohio State, 1983-84
62 **Franklin, Jerrell**, G, Southern*, 1987
28 **Frazier, Charles**, WR, Texas Southern, 1962-68
56 **Frazier, Wayne**, C, Auburn, 1965
83 **Frazier, Willie**, TE, Arkansas A&M, 1964-65, '71, '75
94 **Frederick, Mike**, DE, Virginia, 1999
69 **Freelon, Solomon**, G, Grambling, 1972-74
62 **Frey, Dick**, G, Texas A&M, 1961
93 **Frisch, Byron**, DE, Brigham Young, 2000
16 **Fritsch, Toni**, K, None, 1977-81
55 **Frongillo, John**, C, Baylor, 1962-66
22 **Fuller, Vincent**, S, Virginia Tech, 2005-10
95 **Fuller, William**, DE, North Carolina, 1986-93
26 **Fulton, Kristian**, CB, Louisiana State, 2020-23
66 **Funchess, Tom**, T, Jackson State, 1971-73
17 **Furrer, Will**, QB, Virginia Tech, 1995

G

7 **Gabbert, Blaine**, QB, Missouri, 2018
12 **Gage, Justin**, WR, Missouri, 2007-10
69 **Gallik, Andy**, C/G, Boston College, 2015
35 **Ganther, Quinton**, RB, Utah, 2006-08
8 **Garcia, Teddy**, K, N.E. Louisiana, 1990
30 **Gardner, Rich**, CB, Penn State, 2004-05
59 **Gardner, Gilbert**, LB, Purdue, 2007
82 **Garrison, Gary**, WR, San Diego State, 1977
33 **Garror, Eric**, DB, Louisiana-Lafayette, 2023
99 **Gaye, Ali**, OLB, Louisiana State, 2024
38 **Gehring, Mark**, TE, Eastern Washington*, 1987
73 **Geisinger, Justin**, C/G, Vanderbilt, 2006
27 **George, Eddie**, RB, Ohio State, 1996-2003
35/26 **George, Spencer**, RB, Rice, 1997-99
3 **Gerela, Roy**, K, New Mexico State, 1969-70
29 **Germany, Willie**, S, Morgan State, 1975
13 **Gesser, Jason**, QB, Washington State, 2003
38 **Ghee, Brandon**, CB, Wake Forest, 2014
50 **Gibbens, Jack**, LB, Minnesota, 2022-24
57 **Gifford, Luke**, LB, Nebraska, 2023-24
93 **Gilbert, Reggie**, OLB, Arizona, 2019
88 **Giles, Jimmie**, TE, Alcorn, 1977
51 **Gipson, Trevis**, OLB, Tulsa, 2023
87 **Givens, David**, WR, Notre Dame, 2006-07
81 **Givins, Ernest**, WR, Louisville, 1986-94
27 **Glick, Freddy**, S, Colorado State, 1961-66
54 **Glover, Phil**, LB, Utah, 1999
56 **Godfrey, Randall**, LB, Georgia, 2000-02
68 **Golic, Mike**, DT, Notre Dame, 1985-87
69/68 **Goode, Tom**, C, Mississippi State, 1962-65
50 **Gooden, Zaviar**, LB, Missouri, 2013-14
68 **Goodman, Brian**, G, UCLA, 1973-74
99/96 **Gordon, Amon**, DT, Stanford, 2008, 2010
47 **Gordon, Bobby**, S, Tennessee, 1960
19 **Gordon, Josh**, WR, Baylor, 2022
89 **Gordon, Richard**, TE, Miami (Fla.), 2014
8 **Gossett, Jeff**, P, Eastern Illinois, 1987
3 **Gostkowski, Stephen**, K, Memphis, 2020
30 **Gowan, Tay**, DB, Central Florida, 2023
93 **Graf, Rick**, LB, Wisconsin, 1991-92

60 **Graham, Aaron**, C, Nebraska, 2002
86 **Graham, Daniel**, TE, Colorado, 2011
11 **Graham, T.J.**, WR, North Carolina State, 2014
32/30 **Granger, Hoyle**, RB, Mississippi State, 1966-70, '72
62 **Grant, Ken**, G, Howard Payne, 1970
52 **Grasu, Hroniss**, C, Oregon, 2019
51 **Gray, Cedric**, LB, North Carolina, 2024
21 **Gray, Jerry**, CB, Texas, 1992
74 **Gray, Leon**, OT, Jackson State, 1979-81
21 **Gray, Mel**, KR/WR, Purdue, 1995-97
65 **Greaves, Gary**, DE, Miami (Fla.), 1960
11 **Green, Dave**, P, Ohio, 1973
20 **Green, Mike**, RB, Houston, 2000-02
17 **Green-Beckham, Dorial**, WR, Oklahoma, 2015
23 **Greene, Shonn**, RB, Iowa, 2013-14
36 **Gresham, Bob**, RB, West Virginia, 1973-74
33 **Griffin, Michael**, S, Texas, 2007-15
22 **Griffin, Larry**, DB, North Carolina, 1986
59 **Grimsley, John**, LB, Kentucky, 1984-90
89 **Groman, Bill**, WR, Heidelberg, 1960-62, '66
81 **Groth, Jeff**, WR, Bowling Green, 1979-80
53 **Groves, Quentin**, LB, Auburn, 2014
57 **Gruneisen, Sam**, C, Villanova, 1973
85 **Guenther, Gregg**, TE, Southern California, 2005
60 **Guy, Buzz**, G, Duke, 1961
46 **Guidry, Paul**, LB, McNeese State, 1973
33 **Guzik, John**, LB, Pittsburgh, 1961

H

70 **Haayer, Adam**, OT, Minnesota, 2001
21 **Hadl, John**, QB, Kansas, 1976-77
80 **Hagan, Derek**, WR, Arizona State, 2014
86 **Hagwood, Rickey**, DE, South Carolina*, 1987
93 **Haik, Mac**, WR, Mississippi, 1968-71
45 **Halapin, Mike**, DT, Pittsburgh, 1996-97
61 **Hall, Ahmard**, FB, Texas, 2006-11
97 **Hall, Barry**, OT, Middle Tennessee State, 2001
21 **Hall, Carlos**, DE, Arkansas, 2002-04
51 **Hall, Ken**, RB, Texas A&M, 1960-61
64 **Hall, Lemanski**, LB, Alabama, 1994-97
78 **Hambright, Arlington**, G, Colorado, 2024
90 **Hamilton IV, Woodrow**, DT, Mississippi, 2021
78/94 **Hamm, Bob**, DE, Nevada-Reno, 1983-84
82 **Hand, Da'Shawn**, DE, Alabama, 2021-22
26 **Hannah, Travis**, WR, Southern California, 1993-95
30 **Hardee Sr., Justin**, DB, Illinois, 2024
33 **Hardeman, Don**, RB, Texas A&I, 1975-77
23 **Harmon, Ronnie**, RB, Iowa, 1996-97
20 **Harper, Jamie**, RB, Clemson, 2011-12
92 **Harper, Nick**, CB, Fort Valley State, 2007-09
32 **Harrell, Jaylen**, OLB, Michigan, 2024
86 **Harris, Brandon**, CB, Miami (Fla.), 2014-15
96 **Harris, Corey**, WR, Vanderbilt, 1992
38 **Harris, DaJohn**, DT, Southern California, 2012
88 **Harris, Davontae**, CB, Illinois State, 2022
61 **Harris, Jackie**, TE, N.E. Louisiana, 1998-99
80/83 **Harris, Larry**, G, Oklahoma State, 1978
64 **Harris, Leonard**, WR, Texas Tech, 1987-93
57 **Harris, Leroy**, G/C, N.C. State, 2007-12
27 **Harris, Nigel**, LB, South Florida, 2018-19
26 **Harris, Odie**, S/CB, Sam Houston State, 1995
68 **Harris, Tuff**, DB, Montana, 2008
88/47 **Hart, Bobby**, T, Florida State, 2021
36 **Hartsock, Ben**, TE, Ohio State, 2006-07
77 **Hartwig, Carter**, DB, Southern California, 1979-84
54/88 **Hartwig, Justin**, G, Kansas, 2002-05
70 **Harvey, Claude**, LB, Prairie View, 1970-71
25 **Harvey, Jim**, G, Mississippi, 1972
8 **Haskins, Hassan**, RB, Michigan, 2022-23
21 **Hasselbeck, Matt**, QB, Boston College, 2011-12
70 **Hatchett, Derrick**, CB, Texas, 1983
Hatfield, Mark, T, Bishop's (Que.), 1995



ALL-TIME PLAYER ROSTER

56 **Havig, Dennis**, G, Colorado, 1976
 35 **Hawkins, Chris**, CB, Louisiana State, 2011
 87 **Hawkins, Lavelle**, WR, California, 2008-12
 86 **Hawkins, Nat**, WR, Nevada-Las Vegas, 1975
 75 **Haye, Jovan**, DT, Vanderbilt, 2009-10
 49 **Hayes, Chad**, TE, Maine, 2002
 62 **Hayes, Jim**, DT, Jackson State, 1965-66
 71 **Hayes, Melvin**, T, Mississippi State, 1996-97
 95 **Hayes, William**, DE, Winston-Salem State, 2008-11
 70 **Hayman, Conway**, G, Delaware, 1975-80
 13 **Haymond, Alvin**, S, Southern, 1973
 92/91 **Haynesworth, Albert**, DT, Tennessee, 2002-08
 38 **Hebert, Jason**, S, Rice, 2002
 72 **Helluin, Jerry**, DT, Tulane, 1960
 53 **Henderson, Thomas**, LB, Langston, 1980
 44 **Hendrickson, Steve**, HB/F, California, 1995
 37/87 **Hennigan, Charlie**, WR, N.W. Louisiana, 1960-66
 42 **Henry, Chris**, RB, Arizona, 2007-09
 22 **Henry, Derrick**, RB, Alabama, 2016-23
 20 **Henry, Travis**, RB, Tennessee, 2005-06
 15 **Hentrich, Craig**, P/K, Notre Dame, 1998-2009
 73 **Herchman, Bill**, DT, Texas Tech, 1962
 41 **Herndon, Kelly**, CB, Toledo, 2007
 28 **Hicks, Dwone**, RB, Middle Tennessee State, 2003
 42 **Hicks, Skip**, RB, UCLA, 2001
 33 **Hicks, W.K.**, CB, Texas Southern, 1964-69
 32 **Highsmith, Alonzo**, FB, Miami (Fla.), 1987-89
 61 **Highsmith, Walter**, T, Florida A&M, 1972
 80 **Hill, Darrell**, WR, Northern Illinois, 2002-04
 85 **Hill, Drew**, WR, Georgia Tech, 1985-91
 23 **Hill, Greg**, CB, Oklahoma State, 1983
 72 **Hill, Kent**, G, Georgia Tech, 1986-87
 21 **Hill, Reynaldo**, CB Florida, 2005-08
 94 **Hill, Sammie**, DT/NT, Stillman, 2013-15
 40 **Hilliard, Dontrell**, RB, Tulane, 2021-22
 78 **Hines, Glen Ray**, T, Arkansas, 1966-70
 87 **Hinton, Eddie**, WR, Oklahoma, 1973
 27 **Hoage, Terry**, S, Georgia, 1993
 53 **Hoaglin, Fred**, C, Pittsburgh, 1974-75
 3 **Hodges, Reggie**, P, Ball State, 2009
 34 **Hoffman, Dalton**, RB, Baylor, 1964-65
 18 **Hogan, Kevin**, QB, Stanford, 2021
 35 **Holcombe, Robert**, RB, Illinois, 2002-04
 16/8 **Hollister, Cody**, WR, Arkansas, 2019-22
 99 **Holmes, Kenny**, DE, Miami (Fla.), 1997-2000
 79 **Holmes, Pat**, DE, Texas Tech, 1966-72
 39/36 **Holmes, Robert**, RB, Southern, 1971-72, 1975
 84 **Holston, Mike**, WR, Morgan State, 1981-84
 37 **Hood, Rod**, CB, Auburn, 2009-10
 37 **Hooker, Amani**, DB, Iowa, 2019-24
 81 **Hooligan, Harry**, RB, Bishop College, 1965
 24 **Hooper, Austin**, TE, Stanford, 2022
 28 **Hope, Chris**, S, Florida State, 2006-11
 72 **Hopkins, Andy**, RB, Stephen F. Austin, 1971
 10 **Hopkins, Brad**, T, Illinois, 1993-2005
 36 **Hopkins, DeAndre**, WR, Clemson, 2023-24
 29 **Hopkins, Roy**, RB, Texas Southern, 1967-71
 90 **Houston, Ken**, S, Prairie View, 1967-72
 66 **Howard, Marcus**, DE, Georgia, 2010
 6 **Howell, Pat**, G, Southern California, 1983-85
 66 **Howfield, Ian**, K, Tennessee, 1991
 89 **Hubbard, Chris**, OL, Alabama-Birmingham, 2023
 28 **Hudson, Tommy**, TE, Arizona State, 2021
 11 **Huff, Marqueston**, DB, Wyoming, 2014-15
 10 **Humphrey, Buddy**, QB, Baylor, 1966
 51/52 **Humphries, Adam**, WR, Clemson, 2019-20
 51/52 **Hunt, Calvin**, C, Baylor, 1972-73
 72 **Hunt, Daryl**, LB, Oklahoma, 1979-84
 72 **Hunt, Kevin**, T, Doane (Neb.), 1973-77
 61 **Hunt, Purvis**, G/T, Mississippi State, 1995-96
 30 **Hunter, Herman**, RB, Tennessee State, 1987
 15 **Hunter, Justin**, WR, Tennessee, 2013-15

25 **Hunter, Torey**, CB, Washington State, 1995
 20 **Hurst, Demontre**, CB, Oklahoma, 2018
 82 **Husmann, Ed**, DT, Nebraska, 1961-65
 73 **Hutchinson, Steve**, G, Michigan, 2012

38 **Ittersagen, Pete**, CB, Wheaton, 2010
 96 **Ivie, Joey**, DT, Florida, 2019
 28 **Iwuoma, Chidi**, CB, California, 2007
 85 **Izzo, Ryan**, TE, Florida State, 2021

25 **Jackson, Adoree'**, CB, Southern California, 2017-20
 39 **Jackson, Andrew**, RB, Iowa State, 1987
 46 **Jackson, Bob**, RB, New Mexico State, 1964
 84 **Jackson, Chris**, WR, Washington State, 2000
 35 **Jackson, Chris**, CB, Marshall, 2020-22
 19 **Jackson, Jha'Quan**, WR, Tulane, 2024
 5 **Jackson, Kearis**, WR, Georgia, 2023
 86 **Jackson, Kenny**, WR, Penn State, 1989
 39 **Jackson, Matthew**, S, Eastern Kentucky, 2023
 33 **Jackson, Ray**, RB, Cincinnati, 2003
 41 **Jackson, Sean**, RB, Florida State, 1994
 24 **Jackson, Steve**, CB, Purdue, 1991-99
 84 **Jacobs, Ray**, DT, Howard Payne, 1963
 49 **James, Arrike**, TE, Delta State, 1987
 6 **James, John**, P, Florida, 1982-84
 70 **Jamison, Al**, T, Colgate, 1960-62
 23 **Jancik, Bobby**, S, Lamar Tech, 1962-67
 47 **Jaquess, Pete**, CB, New Mexico, 1964-65
 21 **Jefferson, Charles**, DB, McNeese State, 1979-80
 53 **Jefferson, Thad**, LB, Hawaii*, 1987
 84/80 **Jeffries, Haywood**, WR, N.C. State, 1987-95
 60 **Jenkins, Al**, G, Morris Brown, 1973
 25 **Jenkins, DeRon**, CB, Tennessee, 2001
 20 **Jenkins, Jackrabbit**, CB, North Alabama, 2021
 15 **Jennings, Darius**, WR, Virginia, 2017-19
 32 **Jeady-Lally, Gabe**, CB, Tennessee, 2024
 21 **Johns, Pete**, S, Tulane, 1967-68
 81 **Johnson, Andre**, WR, Miami (Fla.), 2016
 15 **Johnson, Al**, S, Cincinnati, 1972-78
 96/90 **Johnson, Antonio**, DT, Mississippi State, 2007, 2013
 86 **Johnson, Alex**, WR, Miami (Fla.), 1991
 94 **Johnson, Austin**, DL, Penn State, 2016-19
 33 **Johnson, Benny**, CB, J.C. Smith, 1970-73
 84 **Johnson, Billy**, WR/KR, Widener, 1974-80
 57 **Johnson, Byron**, LB, Baylor*, 1987
 12 **Johnson, Charley**, QB, New Mexico State, 1970-71
 28 **Johnson, Chris**, RB, East Carolina, 2008-13
 14 **Johnson, Damaris**, WR, Tulsa, 2015
 12 **Johnson, Doug**, QB, Florida, 2004
 90 **Johnson, Ezra**, DE, Morris Brown, 1990-91
 94 **Johnson, Jaleel**, DT, Iowa, 2023
 35 **Johnson, John H.**, RB, Arizona State, 1966
 22 **Johnson, Kenny**, S, Mississippi State, 1986-89
 11 **Johnson, Lee**, P, Brigham Young, 1985-87
 20 **Johnson Jr., Lonnie**, DB, Kentucky, 2022
 88 **Johnson, Marcus**, WR, Texas, 2021
 97 **Johnson, Mike**, DE, Illinois, 1984-85
 44/45 **Johnson, Quinn**, FB, Louisiana State, 2011-13
 25 **Johnson, Rashad**, S, Alabama, 2016
 38 **Johnson, Rich**, RB, Illinois, 1969
 23 **Johnson, Richard**, CB, Wisconsin, 1985-92
 32 **Johnson, Robert**, S, Utah, 2010-12
 13 **Johnson, Stafon**, RB, Southern California, 2010
 52 **Johnson, Steve**, LB, Kansas, 2015
 45 **Johnson, Tracy**, FB, Clemson, 1989
 57 **Johnson, Walter**, LB, Louisiana Tech, 1987-88
 68 **Johnson, Zack**, OL, North Dakota State, 2022
 41 **Johnston, Mark**, CB, Northwestern, 1960-63
 40/18 **Joiner, Charlie**, WR, Grambling, 1969-72



ALL-TIME PLAYER ROSTER

57 **Joiner, Tim**, LB, Louisiana State, 1983-84
 40 **Jolley, Lewis**, RB, North Carolina, 1972-73
 60 **Jones, Ben**, C, Georgia, 2016-22
 81 **Jones, Brandon**, WR, Oklahoma, 2005-08
 23 **Jones, Chris**, CB, Nebraska, 2021
 90 **Jones, DaQuan**, DL, Penn State, 2014-20
 53 **Jones IV, Ernest**, LB, South Carolina, 2024
 25 **Jones, Gene**, CB, Rice, 1961
 61 **Jones, Harris**, G, J.C. Smith, 1973-74
 91 **Jones, Jason**, DT, Eastern Michigan, 2008-11
 73 **Jones, Jamarco**, OL, Ohio State, 2022
 42/52 **Jones, Joe**, LB, Northwestern, 2021-23
 2 **Jones, Julio**, WR, Alabama, 2021
 57 **Jones, Lenoy**, LB, Texas Christian, 1996-98
 84 **Jones, Mark**, WR, Tennessee, 2009
 96 **Jones, Mike**, DT/DE, N.C. State, 1999
 90 **Jones, Naquan**, DT, Michigan State, 2021-23
 32 **Jones, Pacman**, CB, West Virginia, 2005-06
 27/31 **Jones, Quintin**, S, Pittsburgh, 1988-90
 96 **Jones, Sean**, DE, Northeastern, 1988-93
 11 **Jones, Spike**, P, Georgia, 1970
 75 **Jones, Terren**, T, Alabama State, 2014
 82/83 **Jones, Tony**, WR, Texas, 1990-91, 1993
 37/30 **Jones, Victor**, RB, Louisiana State, 1990-91
 71 **Jones, Willie**, DE, Kansas State, 1967
 7 **Joseph, Greg**, K, Florida Atlantic, 2019
 33 **Joseph, Johnathan**, CB, South Carolina, 2020
 69 **Joseph-Day, Sebastian**, DE, Rutgers, 2024
 31 **Joyner, Larry**, S, Minnesota*, 1987
 38 **Joyner, Willie**, RB, Maryland, 1984

K

26 **Kaesviharn, Kevin**, S, Augustana (S.D.), 2009
 31 **Kafentzis, Kurt**, S, Hawaii*, 1987
 46/28 **Kalu, Joshua**, DB, Nebraska, 2018-20, 2022
 55 **Kassell, Brad**, LB, N. Texas State, 2002-05
 22 **Kay, Bill**, CB, Purdue, 1981-83
 90 **Kearse, Jevon**, DE, Florida, 1999-2003, 2008-09
 59 **Keglar, Stanford**, LB, Purdue, 2008-09
 62 **Kellemeyer, Doug**, G, Brigham Young*, 1987
 25 **Kelley, Joshua**, RB, UCLA, 2024
 58 **Kelley, Mike**, C/G, Notre Dame, 1985-87
 73/72 **Kelly, Bob**, DT, New Mexico State, 1961-64
 71 **Kelly, Dennis**, T, Purdue, 2016-20
 4 **Kempf, Florian**, K, Pennsylvania, 1982-84
 40 **Kendall, Anthony**, CB, Baldwin Wallace, 2023
 34 **Kendall, Chuck**, S, UCLA, 1960
 71 **Kennard, Ken**, DE, Angelo State, 1977-83
 27 **Kennedy, Mike**, DB, Toledo, 1984
 86 **Kent, Joey**, WR, Tennessee, 1997-99
 18 **Kerbow, Randy**, WR, Rice, 1963-64
 6 **Kern, Brett**, P, Toledo, 2009-21
 49 **Key, Arden**, OLB, Louisiana State, 2023-24
 50/52 **Kidd, Billy**, C, Houston, 1987
 97 **Kilgo, Darius**, NT, Maryland, 2018
 50 **Killens, Terry**, LB, Penn State, 1996-2000
 27 **Kinard, Terry**, S, Clemson, 1990
 41 **Kinderman, Keith**, RB, Florida State, 1965
 57 **Kiner, Steve**, LB, Tennessee, 1974-78
 46 **King, Claude**, RB, Houston, 1961
 95 **King, David**, DE, Oklahoma, 2017
 33 **King II, Desmond**, CB, Iowa, 2020
 30 **King, Eric**, CB, Wake Forest, 2006-08
 30 **King, Kenny**, RB, Oklahoma, 1979
 88 **Kinney, Erron**, TE, Florida, 2000-06
 89 **Kinney, George**, DE, Wylie, 1965
 12 **Kinsey, Mason**, WR, Berry College, 2021-24
 79 **Kirk, Ernest**, DE, Howard Payne, 1977
 64 **Kline, Josh**, G, Kent State, 2016-18
 72 **Klotz, Jack**, T, Penn State, 1964
 97 **Klug, Karl**, DT, Iowa, 2011-17
 21 **Knight, Leander**, S, Montclair State, 1990

25 **Knoff, Kurt**, DB, Kansas, 1977-78
 99 **Kocurek, Kris**, DT, Texas Tech, 2001-02
 72 **Koncar, Mark**, T, Colorado, 1982
 56 **Kozak, Scott**, LB, Oregon, 1989-93
 57 **Kramer, Jordan**, LB, Idaho, 2003-04
 17 **Krieg, Dave**, QB, Milton (Wisc.), 1997-98
 70 **Kropog, Troy**, OL, Tulane, 2009-10, 2012
 37 **Kush, Rod**, S, Nebraska-Omaha, 1985-86

L

91 **LaBoy, Travis**, DE, Hawaii, 2004-07
 99 **Ladd, Ernie**, DT, Grambling, 1966
 6 **Lambo, Josh**, K, Texas A&M, 2022
 71 **Lamm, Kendall**, T, Applachian State, 2021
 58 **Landry III, Harold**, OLB, Boston College, 2018-24
 73/72 **Lanphear, Dan**, DE, Wisconsin, 1960, 1962
 34 **Laraway, Jack**, LB, Purdue, 1961
 94 **Larkin, Eric**, T, Miami (Fla.)*, 1987
 55 **Latham, JC**, T, Alabama, 2024
 57 **Lathon, Lamar**, LB, Houston, 1990-94
 66 **Layman, Jason**, T/G, Tennessee, 1996-99
 83 **Leach, Mike**, TE, William & Mary, 2000-01
 15 **Lee, Jacky**, QB, Cincinnati, 1960-63, 1966-67
 86 **Ledbetter, Monte**, WR, N.W. Louisiana, 1967
 62 **LeMoine, Jim**, G, Utah State, 1968-69
 23 **LeVias, Jerry**, WR, Southern Methodist, 1969-70
 61/62 **Levin, Corey**, G/C, Chattanooga, 2017-18, 2021-24
 8 **Levis, Will**, QB, Kentucky, 2023-24
 67 **Levitre, Andy**, G, Oregon State, 2013-14
 77 **Lewan, Taylor**, T, Michigan, 2014-22
 29 **Lewis, Darryll**, CB, Arizona, 1991-98
 33 **Lewis, Dion**, RB, Pittsburgh, 2018-19
 37 **Lewis, Jess**, LB, Oregon State, 1970
 28 **Lewis, Kendrick**, S, Mississippi, 2018
 45 **Lewis, LaTroy**, OLB, Tennessee, 2018
 55 **Lewis, Richard**, LB, Portland State, 1972
 49 **Lewis, Roderick**, TE, Arizona, 1994-97
 80 **Little, John**, DT, Oklahoma State, 1975-76
 36 **Little, Rafael**, RB, Kentucky, 2008
 10 **Locker, Jake**, QB, Washington, 2011-14
 96 **Logan, Bennie**, DL, Louisiana State, 2018
 59 **Logan, James**, LB, Memphis, 1995
 51 **Long Jr., David**, LB, West Virginia, 2019-22
 60 **Long, Kevin**, C, Florida State, 1998-2001
 99 **Long, Rien**, DT, Washington State, 2003-06
 78 **Looney, Joe**, C, Wake Forest, 2015
 70 **Loper, Daniel**, OT, Texas Tech, 2005-08
 51/53 **Lou, Ron**, C, Arizona State, 1973, 1976
 36 **Love, Jamar**, CB, Arkansas, 2009
 12 **Loveall, Calvin**, CB, Idaho, 1988
 37 **Lowry, Calvin**, S, Penn State, 2006-07
 10 **Luck, Oliver**, QB, West Virginia, 1982-86
 32 **Lumpkin, Ron**, CB, Arizona State, 1975
 40 **Lundy, Dennis**, RB, Northwestern, 1995
 72 **Lutui, Deuce**, G, Southern California, 2012
 28 **Lyday, Allen**, S, Nebraska, 1984-87
 93 **Lyles, Robert**, LB, Texas Christian, 1984-90
 41 **Lynch, Corey**, S, Appalachian State, 2013
 97 **Lynch, James**, DL, Baylor, 2024
 98 **Lyons, Pratt**, DT/DE, Troy State (Ala.), 1997-98

M

38/30/32 **Mabin, Greg**, CB, Iowa, 2020-22
 97 **Mack, Isaiah**, DT, Chattanooga, 2019-20
 98 **Madsen, Lynn**, DE, Washington, 1986
 78 **Maggs, Don**, T/G, Tulane, 1986-92
 94 **Mahelona, Jesse**, DT, Tennessee, 2006-07
 22 **Majors, Joe**, DB, Florida State, 1960
 50 **Malast, Kevin**, LB, Rutgers, 2011-12
 8 **Manning, Archie**, QB, Mississippi, 1982-83
 50 **Maples, Bobby**, C, Baylor, 1965-70



ALL-TIME PLAYER ROSTER

29	Meredith, Jamon , T, South Carolina, 2014-15
29/12/19	Merkens, Guido , DB/WR, Sam Houston State, 1978-80
7	Mettenberger, Zach , QB, Louisiana State, 2014-15
54	Meyer, John , LB, Notre Dame, 1966-67
77	Michael, Rich , T, Ohio State, 1960-66
76	Mikolas, Doug , NT, Portland State, 1988
84	Miller, Bill , DT, New Mexico Highlands, 1962
66	Miller, Clay , T, Michigan*, 1987
71	Miller, Fred , T, Baylor, 2000-04
4	Miller, Josh , P, Arizona, 2007-08
62	Miller, Ralph , G, Alabama State, 1972-73
48/35/55	Mills, John Henry , TE/LB, Wake Forest, 1993-96
12	Milstead, Charles , QB, Texas A&M, 1960-61
30	Milton, Chris , CB, Georgia Tech, 2019-20
89	Miotke, Frank , WR, Grand Valley State, 1991
30	Mitchell, Donald , CB, Southern Methodist, 1999-2002
41	Mitchell, Leroy , CB, Texas Southern, 1969-70
39	Mitchell, Terrance , CB, Oregon, 2022
97	Mix, Bryant , DT, Alcorn State, 1996-97
56	Moch, Dontay , OLB, Nevada, 2014
24	Molden, Elijah , CB, Washington, 2021-23
94	Montgomery, Glenn , DT, Houston, 1989-95
9	Montgomery, Greg , P, Michigan State, 1988-93
24	Montgomery, Mike , WR, Kansas State, 1974
1	Moon, Warren , QB, Washington, 1984-93
42	Mooney, Collin , FB, Army, 2012-13
33	Moore Jr., A.J. , S, Mississippi, 2022
11	Moore, Chris , WR, Cincinnati, 2023
32	Moore, Ricky , FB, Alabama*, 1987
22	Moore, Zeke , CB, Lincoln, 1967-77
76	Moran, Eric , T, Washington, 1984-86
90/91	Morgan, Derrick , DE/OLB, Georgia Tech, 2010-18
67	Morgan, Karl , DT, UCLA, 1986
30	Moriarty, Larry , FB, Notre Dame, 1983-86
6	Moroski, Mike , QB, California-Davis, 1985
28	Morris, Aric , S, Michigan State, 2000-02
50	Morris, Dennit , LB, Oklahoma, 1960-61
78	Morrison, Ron , T, New Mexico, 1960
11	Moseley, Mark , K, Stephen F. Austin, 1971-72
84	Moss, Randy , WR, Marshall, 2010
83	Moulds, Eric , WR, Mississippi State, 2007
53	Mount, Deiontrez , LB, Louisville, 2015
29	Mouton, Ryan , CB, Hawaii, 2009-12
87	Mrosko, Bob , TE, Penn State, 1989
28	Muhammad, Khalfani , RB, California, 2017
89	Mulligan, Matthew , TE, Maine, 2014
80	Mullins, Eric , WR, Stanford, 1984-85
63	Munchak, Mike , G, Penn State, 1982-93
52/69	Munyer, Daniel , C, Colorado, 2020-22
91	Murchison, Larrell , DL, North Carolina State, 2020-22
50	Murdock, Guy , C, Michigan, 1972
15	Murdock, O.J. , WR, Fort Hays State, 2011
42	Murphy, Caleb , OLB, Ferris State, 2023-24
56	Murphy, Mike , LB, S.W. Missouri State, 1979
0	Murphy-Bunting, Sean , CB, Central Michigan, 2023
29	Murray, DeMarco , RB, Oklahoma, 2016-17
73	Murray, Justin , OL, Cincinnati, 2023
56	Murray Jr., Kenneth , LB, Oklahoma, 2024
77	Musgrove, Spain , DT, Utah State, 1970
32	Myers, Bobby , S, Wisconsin, 2000-02
N	
57	Nande, Terna , LB, Miami (Ohio), 2006
14	Naponic, Bob , QB, Illinois, 1970
7	Narveson, Brayden , K, North Carolina State, 2024
42	Nash, Damien , RB, Missouri, 2005
48	Natkin, Brian , TE, Texas El-Paso, 2001
41	Neal, Lorenzo , FB, Fresno State, 1999-00
6	Nedney, Joe , K, San Jose State, 2001-04
46	Neighbors, Connor , FB, Louisiana State, 2015
75	Neil, Kenny , DE, Iowa State*, 1987
22	Nelson, Benny , S, Alabama, 1964



ALL-TIME PLAYER ROSTER

83 **Nery, Ron**, DE, Kansas State, 1963
 78 **Newhouse, Marshall**, T, Texas Christian, 2020
 67 **Newman, Xavier**, C/G, Baylor, 2022-23
 26/27 **Newsom, Tony**, CB, Stephen F. Austin, 1987
 46 **Nicholson, Oliver**, LB, Texas Southern, 1975
 23 **Nickey, Donnie**, S, Ohio State, 2003-10
 14 **Nielsen, Gifford**, QB, Brigham Young, 1978-83
 14 **Nix, Kent**, QB, Texas Christian, 1972
 64 **Norgard, Erik**, C/G, Colorado, 1990-98
 43 **Norton, Jim**, S, Idaho, 1960-68
 93 **Nunley, Jeremy**, DE, Alabama, 1994-95

Q

98 **Odom, Antwan**, DE, Alabama, 2004-07
 52 **Odom, Sammy**, LB, N.W. Louisiana, 1964
 14 **O'Donnell, Neil**, QB, Maryland, 1999-03
 89 **Odukoya, Thomas**, TE, Eastern Michigan, 2024
 72 **Oher, Michael**, T, Mississippi, 2014
 61 **Ojukwu, John**, OL, Boise State, 2023-24
 85 **Okonkwo, Chig**, TE, Maryland, 2022-24
 23 **Okotcha, Bennett, CB**, Texas-San Antonio, 2016
 59 **Okuayinonu, Sam**, DE, Maryland, 2022
 37 **Olerich, Dave**, LB, San Francisco, 1971
 80 **Oliver, Bryce**, WR, Youngstown State, 2024
 39 **Oliver, Hubert**, FB, Arizona, 1986
 69 **Olsen, Eric**, G/C, Notre Dame, 2014
 75 **Olson, Benji**, G, Washington, 1998-2007
 45 **Onesti, Larry**, LB, Northwestern, 1962-65
 98 **Orakpo, Brian**, OLB, Texas, 2015-18
 26 **Orlando, Bo**, S, West Virginia, 1990-94
 85 **Orr, Jonathan**, WR, Wisconsin, 2006
 20/36 **Orr, Kareem**, CB, Chattanooga, 2019-20
 44 **Orzech, Matt**, LS, Azusa Pacific, 2020
 67 **Otto, Bob**, DE, Idaho State*, 1987
 66 **Otto, Mike**, T, Purdue, 2007-13
 40 **Ours, Wes**, FB, West Virginia, 2001
 47 **Overton, Matt**, LS, Western Washington, 2020
 33 **Owens, Gervarius**, S, Houston, 2024
 71 **Owens, Joe**, DE, Alcorn State, 1976

P

62 **Page, Craig**, C, Georgia Tech, 1999
 5 **Palmer, Jordan**, QB, Texas-El Paso, 2014
 50 **Palmer, Nate**, LB, Illinois State, 2016-18
 66 **Pamphile, Kevin**, G/T, Purdue, 2018-19
 74 **Parker, Willie**, DT, Arkansas AM&N, 1967-70
 3 **Parkey, Cody**, K, Auburn, 2019
 20 **Parks, Billy**, WR, Cal State-Long Beach, 1973-75
 83 **Parks, Dave**, WR, Texas Tech, 1973
 89 **Parks, Jeff**, TE, Auburn, 1986-87
 30 **Parrish, Bernie**, CB, Florida, 1966
 18 **Parsley, Cliff**, P, Oklahoma State, 1977-82
 7 **Pastorini, Dan**, QB, Santa Clara, 1971-79
 68 **Pasztor, Austin**, OL, Virginia, 2018
 33 **Payton, Jarrett**, RB, Miami (Fla.), 2005
 79 **Patu, Saul**, DT, Oregon, 2001
 44 **Peacock, Johnny**, S, Houston, 1969-70
 35 **Pearman, Alvin**, RB, Virginia, 2009
 10 **Pease, Brent**, QB, Montana, 1987-88
 72/92 **Peevy, Jayden**, DE, Texas A&M, 2022-23
 72 **Peguese, Willis**, DE, Miami (Fla.), 1990-92
 95 **Peko, Kyle**, DT, Oregon State, 2021, 2023
 32 **Pellerin, Micah**, DB, Hampton, 2013
 52 **Pennison, Jay**, C, Nicholls State, 1986-90
 64 **Perkins, Willis**, G, Texas Southern, 1961, 1963
 20 **Perry, Senorise**, RB, Louisville, 2020
 32 **Perry, Vernon**, S, Jackson State, 1979-82
 56 **Perlo, Phil**, G, Maryland, 1960
 69 **Petersmark, Brett**, C, Eastern Michigan*, 1987
 8 **Peterson, Adrian**, RB, Oklahoma, 2021
 78 **Petit-Frere, Nicholas**, OL, Ohio State, 2022-24

85 **Petrowski, Jamie**, TE, Indiana State, 2007
 67 **Petrus, Mitch**, G, Arkansas, 2012
 77 **Pettyjohn, Barry**, T, Pittsburgh, 1987
 35 **Phenix, Perry**, S, Southern Mississippi, 1998-2001
 18 **Philips, Kyle**, WR, UCLA, 2022-23
 58 **Phillips, Shaun**, OLB, Purdue, 2014
 61 **Phillips, Wes**, T, Lenoir Rhyne, 1979
 86 **Pickens, Carl**, WR, Tennessee, 2000
 61 **Pilgrim, Evan**, G, Brigham Young, 1998
 69/71 **Piller, Zach**, G, Florida, 1999-2006
 20 **Pinkett, Allen**, RB, Notre Dame, 1986-91
 92 **Pitoitua, Ropati**, DE, Washington State, 2013-15
 53 **Pitts, Hugh**, C, Texas Christian, 1960
 31 **Pollard, Bernard**, S, Purdue, 2013-14
 20 **Pollard, Tony**, RB, Memphis, 2024
 88 **Poole, Bob**, TE, Clemson, 1966-67
 39 **Poole, Larry**, RB, Kent State, 1978
 38 **Poole, Tyrone**, CB, Fort Valley State, 2008
 44 **Porter, Daryl**, S, Boston College, 2001
 61 **Portis, Marico**, G, Alabama, 2004
 2 **Post, Dickie**, RB, Houston, 1971
 73 **Poutasi, Jeremiah**, G/T, Utah, 2015
 14 **Preston, Michael**, WR, Heidelberg, 2012-13
 84 **Preston, Roell**, WR, Mississippi, 1999
 68 **Prince, Isaiah**, T, Ohio State, 2024
 58 **Pritchard, Ron**, LB, Arizona State, 1969-72
 85 **Pruitt, MyCole**, TE, Southern Illinois, 2018-21

Q

46 **Queen, Jeff**, TE, Morgan State, 1974
 72 **Quessenberry, David**, San Jose State, 2019-21
 54 **Quinn, Steve**, C, Notre Dame, 1968

R

86 **Rader, Kevin**, TE, Youngstown State, 2022-23
 75 **Radunz, Dillon**, OL, North Dakota State, 2021-24
 11 **Ramsey, Patrick**, QB, Tulane, 2009
 31 **Randall, Marcus**, S, Louisiana State, 2005
 68 **Randall, Tom**, G, Iowa State, 1979
 21 **Randle, Tate**, DB, Texas Tech, 1982
 12 **Ransom, Brian**, QB, Tennessee State, 1983-84
 57 **Ray, Wyatt**, OLB, Boston College, 2020, 2022
 14 **Raymond, Kalif**, WR, Holy Cross, 2019-20
 8 **Reaves, John**, QB, Florida, 1981
 89 **Reed, Alvin**, TE, Prairie View, 1967-72
 42 **Reed, Brooks**, OLB, Arizona, 2020
 66 **Reed, Leo**, G, Colorado State, 1961
 37/24 **Reed, Kalan**, CB, Southern Mississippi, 2016-17
 41 **Reese IV, Otis**, LB, Mississippi, 2023-24
 60 **Regner, Tom**, G, Notre Dame, 1967-72
 97 **Reid, Caraun**, DT, Princeton, 2021
 67 **Reid, Jim**, T/G, Virginia, 1994-95
 23 **Reid, John**, DB, Penn State, 2022
 64 **Reihner, George**, G, Penn State, 1977-80, '82
 37 **Reinfeldt, Mike**, S, Wisconsin-Milwaukee, 1976-83
 82 **Renfro, Mike**, WR, Texas Christian, 1978-83
 25 **Reynaud, Darius**, RB/KR/PR, West Virginia, 2012-13
 18 **Reynolds, Josh**, WR, Texas A&M, 2021
 51 **Reynolds, Robert**, LB, Ohio State, 2004-06
 17 **Rhorne, Jerry**, QB, Tulsa, 1970
 80 **Rice, Andy**, DT, Texas Southern, 1967
 85 **Rice, Floyd**, LB, Alcorn A&M, 1971-73
 72 **Rice, George**, DT, Louisiana State, 1966-70
 56 **Rice, Monty**, LB, Georgia, 2021-23
 7 **Richardson, Bucky**, QB, Texas A&M, 1992-94
 24 **Richardson, Mike**, RB, Southern Methodist, 1969-71
 83/81 **Richardson, Rico**, WR, Jackson State, 2014-15
 0 **Ridley, Calvin**, WR, Alabama, 2024
 30 **Rieves, Charles**, LB, Houston, 1964
 37/28 **Riggs, Cody**, CB, Notre Dame, 2015-16
 53 **Riley, Avon**, LB, UCLA, 1981-86



ALL-TIME PLAYER ROSTER

46/35 **Riley, Curtis**, CB, Fresno State, 2015-17
 21 **Ringer, Javon**, RB, Michigan State, 2009-12
 16 **Ritchey, James**, QB, Stephen F. Austin, 1996
 85 **Roaches, Carl**, KR, Texas A&M, 1980-84
 46/80 **Roan, Michael**, TE, Wisconsin, 1995-99
 50 **Roberson, Derick**, OLB, Sam Houston State, 2019-21
 90 **Roberson, James**, DE, Florida State, 1996-98
 56 **Roberts, Guy**, LB, Maryland, 1972-75
 68 **Roberts, Tim**, DT, Southern Mississippi, 1992-94
 73 **Robertson, Bob**, T, Illinois, 1968
 31 **Robertson, Marcus**, S, Iowa State, 1991-2000
 50/55 **Robinson, Eddie**, LB, Alabama State, 1992-95, 1998-2001
 18 **Robinson, Paul**, RB, Arizona, 1972-73
 37 **Robinson, Rafael**, S, Wisconsin, 1996
 82 **Roby, Courtney**, WR, Indiana, 2005-06
 7 **Roby, Reggie**, P, Iowa, 1996-97
 34 **Rodgers, Willie**, RB, Kentucky State, 1972-75
 61 **Rodriguez, Joel**, C, Miami (Fla.), 2005
 80 **Rogers, Chester**, WR, Grambling State, 2021
 21 **Rolle, Samari**, CB, Florida State, 1998-2004
 55 **Romano, Jim**, C, Penn State, 1984-86
 70 **Roos, Jordan**, G, Purdue, 2022
 71 **Roos, Michael**, T, Eastern Washington, 2005-14
 58 **Rossovich, Tim**, LB, Southern California, 1976
 33/30 **Rozier, Mike**, RB, Nebraska, 1985-90
 87 **Rucker, Conrad**, TE, Southern, 1978-79
 77 **Rudolph, Council**, DE, Kentucky State, 1972
 11 **Rudolph, Mason**, QB, Oklahoma State, 2024
 69 **Runyan, Jon**, T, Michigan, 1996-99
 76 **Rupcich, Andrew**, OL, Culver-Stockton, 2023-24
 95 **Rush, Anthony**, DT, Alabama-Birmingham, 2021
 55 **Rushing, Marion**, LB, Southern Illinois, 1968
 86/85 **Russell, Derek**, WR, Arkansas, 1995-97
 55 **Ruud, Barrett**, LB, Nebraska, 2011
 26 **Ryan, Logan**, CB, Rutgers, 2017-19

S

76 **Saffold III, Rodger**, G, Indiana, 2019-21
 95 **Salave'a, Joe**, DT, Arizona, 1998-2001
 73 **Salem, Harvey**, T, Cal-Berkeley, 1983-86
 70 **Sambrailo, Ty**, T, Colorado State, 2020-21
 91/73 **Sampson, Greg**, DE/T, Stanford, 1972-78
 81/18 **Sanders, Chris**, WR, Ohio State, 1995-2002
 73 **Sanderson, Scott**, T, Washington State, 1997-2000
 40 **Sandy, Justin**, S, Northern Iowa, 2004-05
 20 **Sankey, Bishop**, RB, Washington, 2014-15
 7 **Santos, Cairo**, K, Tulane, 2019
 3 **Santoso, Ryan**, K, Minnesota, 2019
 38 **Sargent, Mekhi**, RB, Iowa, 2021
 64 **Saul, Ron**, G, Michigan State, 1970-75
 95 **Savage, Josh**, DE, Utah, 2006
 81 **Sawyer, John**, TE, Southern Mississippi, 1975-76
 80 **Scaife, Bo**, TE, Texas, 2005-10
 57 **Scanlon, Rich**, LB, Syracuse, 2007
 81 **Schifino, Jake**, WR, Akron, 2002-04
 35 **Schillinger, Shann**, S, Montana, 2013
 52 **Schmidt, Bob**, C, Minnesota, 1961-63
 95 **Schobel, Bo**, DE, Texas Christian, 2004-05
 52 **Schobert, Joe**, LB, Wisconsin, 2022
 39 **Schommer, Nick**, S, North Dakota State, 2010
 62 **Schuhmacher, John**, G, Southern California, 78-85
 31 **Schulters, Lance**, S, Hofstra, 2002-04
 75 **Schultz, Bill**, G, Southern California, 1994
 62 **Schwenke, Brian**, C, California, 2013-17
 78 **Scott, DeQuincy**, DE/DT, Southern Mississippi, 2006
 73 **Scott, Jake**, G, Idaho, 2008-11
 53 **Seale, Eugene**, LB, Lamar, 1987-92
 21 **Searcy, Da'Norris**, S, North Carolina, 2015-17
 24 **Sensabaugh, Coty**, CB, Clemson, 2012-15
 37/45 **Severson, Jeff**, S, Cal State-Long Beach, 1973-74
 19 **Sharpe, Tajaé**, WR, Massachusetts, 2016-19
 59 **Shaw, Tim**, LB, Penn State, 2010-12

36 **Sheffield, Kendall**, DB, Ohio State, 2023
 96 **Sheppard, Malcolm**, DT, Arkansas, 2010-11
 80 **Shiancoe, Visanthe**, TE, Morgan State, 2013
 74 **Shirkey, George**, DT, Stephen F. Austin, 1960-61
 11 **Shudak, Caleb**, K, Iowa, 2022
 37 **Sidney, Dainon**, CB, Alabama Birmingham, 1998-2002
 51 **Simerson, John**, G, Purdue, 1960
 98 **Simmons, Jeffery**, DT, Mississippi State, 2019-24
 8/7 **Simms, Chris**, QB, Texas, 2008, 2010
 96 **Simon, Corey**, DT, Florida State, 2007
 45 **Simon, John**, RB, Louisiana Tech, 2002
 59 **Simon, John**, OLB, Ohio State, 2021
 71 **Simonsen, Todd**, T, South Dakota State, 1976
 36 **Sims, LeShaun**, CB, Southern Utah, 2016-19
 59 **Sirmon, Peter**, LB, Oregon, 2000-06
 90 **Skaugstad, Daryle**, DT, California-Berkeley, 1981-82
 8 **Skelton, John**, QB, Fordham, 2013
 59 **Skipper, Tuzar**, OLB, Toledo, 2020
 77 **Skoronski, Peter**, OL, Northwestern, 2023-24
 38 **Skrine, Buster**, CB, Chattanooga, 2021
 10 **Slack, Reggie**, QB, Auburn, 1990-91
 89/84 **Slaughter, Webster**, WR, San Diego State, 1992-94
 41 **Sledge, Leroy**, RB, Bakersfield J.C., 1971
 2 **Sloman, Sam**, K, Miami (Ohio), 2020
 27 **Small, Donovan**, S, Minnesota*, 1987
 18 **Small, O.J.**, WR, Florida, 2005
 39 **Smiley, Tom**, RB, Lamar Tech, 1970
 54 **Smith, Andre**, LB, North Carolina, 2022
 54 **Smith, Al**, LB, Utah State, 1987-96
 25 **Smith, Anthony**, S, Syracuse, 2011
 32 **Smith, Antowain**, RB, Houston, 2004
 23 **Smith, Bob**, S, Miami (Ohio), 1968
 77 **Smith, Bubba**, DE, Michigan State, 1975-76
 32 **Smith, Dave**, RB, Ripon, 1960-64
 87 **Smith, Dave**, WR, Indiana (Pa.), 1972
 20 **Smith, D'Joun**, CB, Florida Atlantic, 2016
 99 **Smith, Doug**, DT, Auburn, 1985-92
 81 **Smith, Jonnu**, TE, Florida International, 2017-20
 54 **Smith, Larry**, LB, Kentucky*, 1987
 98/96 **Smith, Robaire**, DT, Michigan State, 2000-03, 2006
 45 **Smith, Rod**, RB, Ohio State, 2019
 11 **Smith, Rusty**, QB, Florida Atlantic, 2010-13
 93 **Smith, Shaun**, DT, South Carolina, 2011
 77 **Smith, Sid**, C, Southern California, 1974
 83 **Smith, Tim**, WR, Nebraska, 1980-86
 70/85 **Smith, Tody**, DE, Southern California, 1973-76
 33/23 **Smith, Tye**, CB, Towson, 2017-20
 38 **Sneed, L'Jarius**, CB, Louisiana Tech, 2024
 72 **Sochia, Brian**, DT, N.W. Oklahoma, 1983-85
 90 **Solomon, Scott**, DE, Rice, 2012
 29 **Sowells, Rich**, DB, Alcorn State, 1977
 60/67 **Spain, Quinton**, G, West Virginia, 2015-18
 92 **Spears, Anthony**, DE, Portland State, 1989
 32/2 **Spears, Tyjae**, RB, Tulane, 2023-24
 24 **Spence, Julian**, S, Huston-Tillotson, 1960-61
 55 **Spence, Sean**, LB, Miami (Fla.), 2016
 60 **Spencer, Chris**, G/C, Mississippi, 2013-14
 56 **Spencer, Cody**, LB, North Texas, 2004-05
 32 **Spikes, Jack**, RB/K, Texas Christian, 1965
 42 **Spillane, Robert**, LB, Western Michigan, 2018
 12 **Stabler, Ken**, QB, Alabama, 1980-81
 39/24 **Stafford, Daimion**, S, Nebraska, 2013-16
 59 **Stallings, Dennis**, LB, Illinois, 1997-98
 97 **Stallworth, Taylor**, DT, South Carolina, 2023
 57 **Stamer, Josh**, LB, South Dakota, 2008
 57 **Staples, Justin**, LB, Illinois, 2014-16
 90 **Starks, Randy**, DT, Maryland, 2004-07
 69 **Steinfeld, Al**, G/T, C.W. Post, 1983
 70 **Steinkuhler, Dean**, G/T, Nebraska, 1984-91
 27 **Stemrick, Greg**, CB, Colorado State, 1975-82
 67 **Stensrud, Mike**, DT, Iowa State, 1979-85
 53 **Stepnoski, Mark**, C, Pittsburgh, 1995-98



ALL-TIME PLAYER ROSTER

88 **Stevens, Craig**, TE, California, 2008-15
 76 **Stewart, David**, T, Mississippi State, 2005-13
 81 **Stewart, Josh**, WR, Oklahoma State, 2014
 26 **Stewart, Rayna**, S/CB, Northern Arizona, 1996-97
 68 **Stingily, Byron**, T, Louisville, 2011-14
 61 **Stinnie, Aaron**, G, James Madison, 2018-19
 70 **Stith, Carel**, DT, Nebraska, 1967-69
 88 **Stocker, Luke**, TE, Tennessee, 2017-18
 69 **Stoepel, Terry**, T, Tulsa, 1970
 36 **Stone, Donnie**, RB, Arkansas, 1966
 4 **Stonehouse, Ryan**, P, Colorado State, 2022-24
 68 **Stotter, Rich**, LB, Houston, 1968
 74 **Strahan, Arthur**, DE, Texas Southern, 1965
 53/56 **Stringer, Art**, LB, Ball State, 1977-81
 4 **Strong, Jasper**, WR, Illinois, 1995
 97 **Strong, Kevin**, DE, Texas-San Antonio, 2021-22
 68/76/75 **Stroth, Vince**, G, Brigham Young, 1987-88
 98 **Studaway, Mark**, DE, Tennessee, 1984
 68 **Studdard, Les**, C, Texas, 1983
 62 **Sturm, Jerry**, C, Illinois, 1971
 8/4 **Succop, Ryan**, K, South Carolina, 2014-19
 22 **Suci, Bob**, S, Michigan State, 1962
 76 **Suggs, Walt**, T, Mississippi State, 1962-71
 7/8 **Sullivan, Kent**, P, California-Lutheran, 1991, 1993
 8 **Superick, Steve**, P, West Virginia*, 1987
 89 **Supernaw, Phillip**, TE, Ouachita Baptist, 2015-17
 40 **Sutton, Mickey**, S, Auburn, 1966
 93 **Sutton, Mike**, DE, Louisiana State, 1998
 76 **Switek, Will**, T, Stanford, 2014
 87 **Swaim, Geoff**, TE, Texas, 2020-22
 64 **Swatland, Dick**, G, Notre Dame, 1968
 93 **Sweat, T'Vondre**, NT, Texas, 2024

I

61 **Talamini, Bob**, G, Kentucky, 1960-67
 17 **Tannehill, Ryan**, QB, Texas A&M, 2019-23
 11 **Tanney, Alex**, QB, Monmouth, 2015-17
 93 **Tart, Teair**, NT, Florida International, 2020-23
 80 **Tasker, Steve**, WR, Northwestern, 1985-86
 28 **Tatum, Jack**, DB, Ohio State, 1980
 41 **Tavai, J.R.**, LB, Southern California, 2015
 42 **Taylor, Altie**, RB, Utah State, 1976
 87 **Taylor, Lionel**, WR, New Mexico Highlands, 1967-68
 70/77 **Taylor, Malcolm**, DE, Tennessee State, 1982-83, '86
 13 **Taylor, Taywan**, WR, Western Kentucky, 2017-18
 71 **Teeter, Mike**, DE, Michigan, 1993-94
 82 **Thigpen, Yancey**, WR, Winston-Salem State, 1998-2000
 28 **Thomas, Bill**, RB, Boston College, 1973
 36 **Thomas, Dee**, CB, Nicholls State, 1990
 89 **Thomas, Earl**, WR/TE, Houston, 1976
 35 **Thomas, Jemea**, DB, Georgia Tech, 2014
 94 **Thomas, Juqua**, DE, Oklahoma State, 2001-04
 74 **Thomas, Lee**, DE, Jackson State, 1975
 20 **Thomas, Rodney**, RB, Texas A&M, 1995-98
 16 **Thomas, Sloan**, WR, Texas, 2005
 70 **Thomas, Stan**, T, Texas, 1993-95
 28 **Thomaselli, Rich**, RB, West Virginia-Wesleyan, 1981-82
 28 **Thompson, Emmuel**, CB, Texas A&I*, 1987
 29 **Thompson, Josh**, DB, Texas, 2022
 28/37 **Thompson, Lamont**, S, Washington State, 2003-06
 84 **Thompson, Taylor**, TE, Southern Methodist, 2012-14
 51 **Thompson, Ted**, LB, Southern Methodist, 1975-84
 50 **Thornton, David**, LB, North Carolina, 2006-10
 80 **Thornton, James**, TE, Cal State-Fullerton, 1995
 78 **Thornton, John**, DT, West Virginia, 1999-2002
 72 **Throckmorton, Calvin**, OL, Oregon, 2023
 18 **Thurman, Andrae**, WR, Southern Oregon, 2005
 58 **Thweatt, Byron**, LB, Virginia, 2001
 78 **Tillemann, Mike**, DT, Montana, 1971-72
 33/32 **Tillman, Spencer**, RB, Oklahoma, 1987-88, 1992-94
 47 **Tobin, Bill**, RB, Missouri, 1963
 44 **Tolar, Charles**, RB, N.W. Louisiana, 1960-66

42 **Tolbert, Jim**, CB, Lincoln, 1972
 11 **Tolliver, Billy Joe**, QB, Texas Tech, 1994
 49 **Toone, Spencer**, LB, Utah, 2006
 76 **Towns, Morris**, T, Missouri, 1977-83
 8 **Townsend, Johnny**, P, Florida, 2021
 47 **Trammell, Allen**, S, Florida, 1966
 79 **Trask, Orville**, DT, Rice, 1960-61
 41 **Trawick, Brynden**, S, Troy, 2017-18
 79 **Tretola, Sebastian**, G, Arkansas, 2016
 86/84 **Troupe, Ben**, TE, Florida, 2004-07
 10 **Trull, Don**, QB, Baylor, 1964-69
 98 **Tuatagaloa, Natu**, DT/DE, California, 1995
 20 **Tullis, Willie**, DB, Troy State, 1981-84
 55 **Tulloch, Stephen**, LB, N.C. State, 2006-10
 95 **Turner, Dwain**, DT, Rice*, 1987
 59 **Turner, Rob**, C/G, New Mexico, 2013
 86 **Turzilli, Andrew**, WR, Rutgers, 2015
 59 **Tuszka, Derrek**, OLB, North Dakota State, 2022

U

56 **Underwood, Olen**, LB, Texas, 1966-70
 96 **Urban, Brent**, DE, Virginia, 2019

V

24 **Vaccaro, Kenny**, S, Texas, 2018-20
 45 **Valentine, Ira**, RB, Texas A&M, 1987
 93 **Vanden Bosch, Kyle**, DE, Nebraska, 2005-09
 84 **Vannett, Nick**, TE, Ohio State, 2024
 73 **Vanoy, Vernon**, DT, Kansas, 1973
 99 **Veal, Demetris**, DT, Tennessee, 2007
 71/75 **Veasey, Craig**, DT/DE, Houston, 1992-93, 1995
 61 **Velasco, Fernando**, C/G, Georgia, 2009-12
 88 **Verhulst, Chris**, TE, Chico State, 1988-89
 20 **Verner, Alterraun**, CB, UCLA, 2010-13
 96 **Vickerson, Kevin**, DT, Michigan State, 2007-09
 20 **Vildor, Kindle**, CB, Georgia Southern, 2023
 34 **Viltz, Theo**, CB, Southern California, 1966
 50 **Vogel, Paul**, LB, South Carolina*, 1987
 31 **Voight, Mike**, RB, North Carolina, 1977
 12/7 **Volek, Billy**, QB, Fresno State, 2000-06

W

36 **Waddell, Michael**, CB, North Carolina, 2004-06
 19 **Wade, Bobby**, WR, Arizona, 2005-06
 53 **Wainscott, Lloyd**, LB, Texas, 1969-70
 91 **Wake, Cameron**, OLB, Penn State, 2019
 93 **Walden, Erik**, OLB, Middle Tennessee State, 2017
 42 **Walker, D'Andre**, OLB, Georgia, 2019
 82 **Walker, Delanie**, TE, Central Missouri, 2013-19
 95 **Walker, DeMarcus**, DL, Florida State, 2022
 25 **Walker, Denard**, CB, Louisiana State, 1997-2000
 96 **Walker, Gary**, DT, Auburn, 1995-98
 29 **Walker, Joe**, S, Nebraska, 2001
 77 **Walker, Rod**, DT, Troy State, 2000
 15 **Walker, Wayne**, K, N.W. Louisiana, 1968
 52 **Wallace, Aaron**, OLB, UCLA, 2016-18
 89 **Wallace, Cooper**, TE, Auburn, 2006
 35 **Wallace, K'Von**, S, Clemson, 2023
 35 **Wallace, Ray**, FB, Purdue, 1986-87
 64 **Wallner, Fred**, G, Notre Dame, 1960
 54 **Wallow, Garret**, LB, Texas Christian, 2023-24
 86/82/84 **Walls, Herkie**, WR, Texas, 1983-85
 32 **Walsh, Ward**, RB, Colorado, 1971-72
 87 **Walter, Kevin**, WR, Eastern Michigan, 2013
 83 **Walters, Joey**, WR, Clemson, 1987
 77 **Walton, Sam**, T, East Texas State, 1971
 64 **Wand, Seth**, T, N.W. Missouri State, 2006
 33/20 **Ward, Jonathan**, RB, Central Michigan, 2022-23
 70 **Warmack, Chance**, G, Alabama, 2013-16
 26/29 **Washington, Leon**, RB, Florida State, 2013-14
 85 **Washington, Nate**, WR, Tiffin, 2009-14



ALL-TIME PLAYER ROSTER

53/59 **Washington, Ted**, LB, Mississippi Valley, 1973-82
 23 **Washington, Vic**, RB, Wyoming, 1974
 57 **Watson, Ed**, LB, Grambling, 1969
 72 **Watson IV, Leroy**, T, Texas-San Antonio, 2024
 99 **Weaver, Rashad**, OLB, Pittsburgh, 2021-23
 38 **Webb, B.W.**, CB, William & Mary, 2015
 90 **Webster, George**, LB, Michigan State, 1967-72
 3 **Weeden, Brandon**, QB, Oklahoma State, 2017
 14 **Weems, Eric**, WR, Bethune-Cookman, 2017
 86 **Wegener, Bucky**, DT, Missouri, 1962-63
 28 **Weger, Mike**, S, Bowling Green, 1976-77
 20 **Weir, Sammy**, WR, Arkansas State, 1965
 88 **Wellman, Gary**, WR, Southern California, 1991-94
 56 **Wells, Ray**, LB, Arizona, 2003
 70 **Wells, Robert**, T, J.C. Smith, 1972
 41 **Wells, Terence**, RB, Southern Mississippi, 1974
 88 **Wesco, Trevon**, TE, West Virginia, 2023
 35 **West, Terrance**, RB, Towson, 2015
 15 **Westbrook-Ikhine, Nick**, WR, Indiana, 2020-24
 63 **Wharton, Hogan**, G, Houston, 1960-63
 33 **White, Bob**, RB, Ohio State, 1960
 79 **White, Jim**, DE, Colorado State, 1974-75
 86 **White, John**, TE, Texas Southern, 1960-61
 25 **White, LenDale**, RB, Southern California, 2006-09
 44 **White, Lorenzo**, RB, Michigan State, 1988-94
 79 **White, Marcus**, DT, Murray State, 2005
 29 **White, Robert**, CB, Lamar*, 1987
 12 **Whitehurst, Charlie**, QB, Clemson, 2014-15
 79 **Whitley, Wilson**, DT, Houston, 1983
 38 **Whittington, C.L.**, FS, Prairie View, 1974-78
 81 **Whyte, Josh**, TE, Cincinnati, 2023-24
 89 **Wick, Cole**, TE, Incarnate Word, 2018
 63 **Wilkerson, Doug**, G, North Carolina Central, 1970
 33 **Wilkins, Jordan**, RB, Mississippi, 2021
 42 **Williams, Armon**, S/LB, Arizona, 1997
 41 **Williams, Cary**, CB, Washburn, 2008-09
 17 **Williams, Damian**, WR, Southern California, 2010-13
 73 **Williams, David**, T, Florida, 1989-95
 69 **Williams, Doug**, T/G, Texas A&M, 1986-88
 52 **Williams, James**, LB, Miami (Fla.), 2024
 87 **Williams, Jamie**, TE, Nebraska, 1984-88
 40 **Williams, Jordan**, OLB, Tennessee, 2019
 97 **Williams, Lee**, DE, Bethune-Cookman, 1991-93
 78 **Williams, Maxie**, G, S.E. Louisiana, 1965
 18 **Williams, Mike**, WR, Southern California, 2007
 14 **Williams, Nick**, WR, Connecticut, 2018
 86 **Williams, Oliver**, WR, Illinois*, 1987
 11 **Williams, Paul**, WR, Fresno State, 2007-08
 68 **Williams, Ralph**, G, Southern, 1982
 35 **Williams, Richard**, RB, Memphis State, 1984
 86 **Williams, Roydell**, WR, Tulane, 2005-07
 49 **Williams, Sam**, CB, New Mexico Highlands, 1976
 96 **Williams, Sylvester**, NT, North Carolina, 2017
 25 **Williams, Tank**, S, Stanford, 2002-05
 78 **Williams, Todd**, G/T, Florida State, 2003-05
 54/53 **Williamson, Avery**, LB, Kentucky, 2014-17, 21
 10 **Williamson, Lee**, QB, Presbyterian (SC), 1994
 44 **Willis, Fred**, RB, Boston College, 1972-77
 7 **Willis, Malik**, QB, Liberty, 2022-23
 21 **Wilson, George**, S, Arkansas, 2013-14

79 **Wilson, Isaiah**, T, Georgia, 2020
 33 **Wilson, J.C.**, DB, Pittsburgh, 1978-83
 82 **Wilson, Sheddric**, WR, Louisiana State, 1996
 45 **Wilson, Tim**, RB/TE, Maryland, 1977-82
 35 **Wilson, Tracy**, S, Northern Illinois, 2012
 8 **Wilson, Tyler**, QB, Arkansas, 2013
 95 **Wimbley, Kamerion**, DE/OLB, Florida State, 2012-14
 52 **Winborn, Jamie**, LB, Vanderbilt, 2009-10
 79 **Winkler, Ulrich**, DE, None, 2008
 22 **Wisener, Gary**, CB, Baylor, 1961
 88 **Witcher, Albert**, S, Baylor, 1960
 92 **Witherspoon, Will**, LB, Georgia, 2010-12
 12 **Witkowski, John**, QB, Columbia, 1986-87
 67 **Wittenborn, John**, G, S.E. Missouri, 1964-68
 24 **Wood, Julius**, DB, East Carolina, 2024
 96 **Woods, Al**, NT, Louisiana State, 2014-16
 75 **Woods, Antwaun**, NT, Southern California, 2016
 80 **Woods, Glenn**, DT, Prairie View, 1969
 49 **Woods, LeVar**, LB, Iowa, 2006-07
 2 **Woods, Robert**, WR, Southern California, 2022
 42 **Woods, Robert**, WR, Grambling, 1978
 5 **Woodside, Logan**, QB, Toledo, 2020-21
 59 **Woodyard, Wesley**, LB, Kentucky, 2014-19
 26 **Woolfolk, Andre**, CB, Oklahoma, 2003-06
 40 **Woolfolk, Butch**, RB, Michigan, 1985-86
 36 **Wooten, Khalid**, CB, Nevada, 2013-14
 35 **Worley, Daryl**, DB, West Virginia, 2024
 52 **Wortham, Barron**, LB, Texas El-Paso, 1994-99
 29/25 **Wreh-Wilson, Blidi**, CB, Connecticut, 2013-15
 17 **Wright, Elmo**, WR, Houston, 1975
 13 **Wright, Kendall**, WR, Baylor, 2012-16
 7 **Wright, Matthew**, K, Central Florida, 2024
 37 **Wright, Thomas**, S, Michigan State, 2003
 41 **Wyatt, Alvin**, CB, Bethune-Cookman, 1973
 89 **Wycheck, Frank**, TE, Maryland, 1995-2003
 19 **Wylie, Devon**, WR, Fresno State, 2013
 79 **Wynn, Jarius**, DE, Georgia, 2012

Y

84 **Yamini, Bashir**, WR, Iowa, 2000
 66 **Yarno, George**, C/G, Washington State, 1989
 80 **Yeats, James**, TE, Florida, 1960
 68 **Young, Almon**, G, Bethune-Cookman*, 1987
 56/63 **Young, Bob**, G, Howad Payne, 1971, 1980
 77 **Young, James**, DE, Texas Southern, 1977-79
 99 **Young, Robert**, DE, Mississippi State, 1996
 10 **Young, Vince**, QB, Texas, 2006-10

Z

87 **Zaeske, Paul**, WR, North Park, 1969-70
 7 **Zendejas, Tony**, K, Nevada-Reno, 1985-90
 13 **Zentner, Ty**, P, Kansas State, 2023

* Played in replacement games only

ALL-TIME JERSEY NUMBERS

(* Played in replacement games only)

00

Ken Burrough, WR, Texas Southern, 1971-81

0

Sean Murphy-Bunting, CB, Central Michigan, 2023
 Calvin Ridley, WR, Alabama, 2024

1

Warren Moon, QB, Washington, 1984-93
 Gary Anderson, K, Syracuse, 2003-04

2

Dickie Post, RB, Houston, 1971
 Skip Butler, K, Texas-Arlington, 1972-77
 Rob Bironas, K, Georgia Southern, 2005-13

3

Sam Sloman, K, Miami (Ohio), 2020
 Julio Jones, WR, Alabama, 2021
 Robert Woods, WR, Southern California, 2022
 Azeez Al-Shaair, LB, Florida Atlantic, 2023
 Tyjae Spears, RB, Tulane, 2024

Roy Gerela, K, New Mexico State, 1969-70
 Al Del Greco, K, Auburn, 1991-2000



ALL-TIME JERSEY NUMBERS

Reggie Hodges, P, Ball State, 2009
 Brandon Weeden, QB, Oklahoma State, 2017
 Austin Barnard, K/P, Samford, 2018
 Cody Parkey, K, Auburn, 2019
 Ryan Santoso, K, Minnesota, 2019
 Stephen Gostkowski, K, Memphis, 2020
 Caleb Farley, CB, Virginia Tech, 2021-23

4

David Beverly, P, Auburn, 1974
 Florian Kempf, K, Pennsylvania, 1982-84
 Jasper Strong, WR, Illinois, 1995
 Josh Miller, P, Arizona, 2007-08
 Ryan Fitzpatrick, QB, Harvard, 2013
 Ryan Succop, K, South Carolina, 2015-19
 Ryan Stonehouse, K, Colorado State, 2022-24

5

Chester Marcol, K, Hillsdale, 1980
 Kerry Collins, QB, Penn State, 2006-10
 Jordan Palmer, QB, Texas-EI Paso, 2014
 Logan Woodside, QB, Toledo, 2020-21
 Kearis Jackson, WR, Georgia, 2023

6

John James, P, Florida, 1982-84
 Mike Moroski, QB, California-Davis, 1985
 Don McPherson, QB, Syracuse, 1990
 Ian Howfield, K, Tennessee, 1991
 Mike Elkins, QB, Wake Forest, 1992
 Joe Nedney, K, San Jose State, 2001-04
 Brett Kern, P, Toledo, 2009-21
 Josh Lambo, K, Texas A&M, 2022
 Nick Folk, K, Arizona, 2023-24

7

Dan Pastorini, QB, Santa Clara, 1971-79
 Tony Zendejas, K, Nevada-Reno, 1985-90
 Kent Sullivan, P, California-Lutheran, 1991
 Bucky Richardson, QB, Texas A&M, 1992-94
 Reggie Roby, P, Iowa, 1996-97
 Billy Volek, QB, Fresno State, 2002-06
 Chris Simms, QB, Texas, 2010
 Zach Mettenberger, QB, Louisiana State, 2014-15
 Blaine Gabbert, QB, Missouri, 2018
 Cairo Santos, K, Tulane, 2019
 Greg Joseph, K, Florida Atlantic, 2019
 D'Onta Foreman, RB, Texas, 2021
 Malik Willis, QB, Liberty, 2022-23
 Brayden Narveson, K, North Carolina State, 2024
 Matthew Wright, K, Central Florida, 2024

8

Ed Baker, QB, Lafayette, 1972
 John Reaves, QB, Florida, 1981
 Archie Manning, QB, Mississippi, 1982-83
 Joe Cooper, K, Cal-Berkeley, 1984
 Jeff Gossett, P, Eastern Illinois, 1987
 Steve Superick, P, West Virginia*, 1987
 Teddy Garcia, K, N.E. Louisiana, 1990
 Kent Sullivan, P, California-Lutheran, 1993
 Aaron Elling, K, Wyoming, 2004
 Matt Mauck, QB, Louisiana State, 2005
 Chris Simms, QB, Texas, 2008
 Matt Hasselbeck, QB, Boston College, 2011-12
 John Skelton, QB, Fordham, 2013
 Tyler Wilson, QB, Arkansas, 2013
 Ryan Succop, K, South Carolina, 2014
 Marcus Mariota, QB, Oregon, 2015-19
 Ryan Allen, P, Louisiana Tech, 2020
 Michael Badgley, K, Miami (Fla.), 2021

Johnny Townsend, P, Florida, 2021
 Adrian Peterson, RB, Oklahoma, 2021
 Cody Hollister, WR, Arkansas, 2022
 Will Levis, QB, Kentucky, 2023-24

9

John Dietrich, K, Ball State*, 1987
 Greg Montgomery, P, Michigan State, 1988-93
 Steve McNair, QB, Alcorn State, 1995-2005

10

Don Trull, QB, Baylor, 1964-69
 Lynn Dickey, QB, Kansas State, 1971-75
 Craig Bradshaw, QB, Utah State, 1980
 Oliver Luck, QB, West Virginia, 1982-86
 Brent Pease, QB, Montana, 1987-88
 Reggie Slack, QB, Auburn, 1990-91
 Lee Williamson, QB, Presbyterian (SC), 1994
 Vince Young, QB, Texas, 2006-10
 Jake Locker, QB, Washington, 2011-14
 Tre McBride, WR, William & Mary, 2016
 Adam Humphries, WR, Clemson, 2019-20
 Dez Fitzpatrick, WR, Louisville, 2021-22
 DeAndre Hopkins, WR, Clemson, 2023-24

11

Buddy Humphrey, QB, Baylor, 1966
 Pete Beathard, QB, Southern California, 1967-69
 Spike Jones, P, Georgia, 1970
 Mark Moseley, K, Stephen F. Austin, 1971-72
 Dave Green, P, Ohio, 1973
 James Foote, QB, Delaware Valley, 1974
 Tom Duniven, QB, Texas Tech, 1977-78
 Harold Bailey, WR, Oklahoma State, 1981
 Lee Johnson, P, Brigham Young, 1985-87
 Billy Joe Tolliver, QB, Texas Tech, 1994
 Steve Matthews, QB, Memphis State, 1998
 Paul Williams, WR, Fresno State, 2007-08
 Patrick Ramsey, QB, Tulane, 2009
 Rusty Smith, QB, Florida Atlantic, 2010-13
 T.J. Graham, WR, North Carolina State, 2014
 Alex Tanne, QB, Monmouth, 2015-17
 A.J. Brown, WR, Mississippi, 2019-21
 Caleb Shudak, K, Iowa, 2022
 Joshua Dobbs, QB, Tennessee, 2022
 Chris Moore, WR, Cincinnati, 2023
 Mason Rudolph, QB, Oklahoma State, 2024

12

Charles Milstead, QB, Texas A&M, 1960-61
 Bob Davis, QB, Virginia, 1967-69
 Charley Johnson, QB, New Mexico State, 1970-71
 George Amundson, RB, Iowa State, 1973-74
 Guido Merkins, DB/WR, Sam Houston State, 1979
 Ken Stabler, QB, Alabama, 1980-81
 Brian Ransom, QB, Tennessee State, 1983-84
 John Witkowski, QB, Columbia, 1986-87
 Calvin Loveall, CB, Idaho, 1988
 Chris Chandler, QB, Washington, 1995-96
 Billy Volek, QB, Fresno State, 2000-01
 Doug Johnson, QB, Florida, 2004
 Justin Gage, WR, Missouri, 2007-10
 Charlie Whitehurst, QB, Clemson, 2014-15
 Austin Davis, QB, Southern Mississippi, 2018
 Rashard Davis, WR, James Madison, 2019
 Trevor Daniel, P, Tennessee, 2020
 Mason Kinsey, WR, Berry College, 2021-24

13

Alvin Haymond, S, Southern, 1973
 James Foote, QB, Delaware Valley, 1976

Kevin Daft, QB, California-Davis, 1999
 Jason Gesser, QB, Washington State, 2003
 Stafon Johnson, RB, Southern California, 2010
 Kendall Wright, WR, Baylor, 2012-16
 Taywan Taylor, WR, Western Kentucky, 2017-18
 Cameron Batson, WR, Texas Tech, 2019-2021
 Racey McMath, WR, Louisiana State, 2022
 Ty Zentner, P, Kansas State, 2023
 Chidobe Awuzie, CB, Colorado, 2024

14

Billy Anderson, QB, Tulsa, 1967
 Bob Naponic, QB, Illinois, 1970
 Kent Nix, QB, Texas Christian, 1972
 Gifford Nielsen, QB, Brigham Young, 1978-83
 Cody Carlson, QB, Baylor, 1987-94
 Neil O'Donnell, QB, Maryland, 1999-03
 Michael Preston, WR, Heidelberg, 2012-13
 Damaris Johnson, WR, Tulsa, 2015
 Eric Weems, WR, Bethune-Cookman, 2017
 Nick Williams, WR, Connecticut, 2018
 Kalif Raymond, WR, Holy Cross, 2019-20
 Randy Bullock, K, Texas A&M, 2021-22
 Colton Dowell, WR, Tennessee-Martin, 2023-24

15

Jacky Lee, QB, Cincinnati, 1960-63, 1966-67
 Wayne Walker, K, N.W. Louisiana, 1968
 Al Johnson, S, Cincinnati, 1972-78
 Craig Hentrich, P/K, Notre Dame, 1998-2009
 O.J. Murdock, WR, Fort Hays State, 2011
 Justin Hunter, WR, Tennessee, 2013-15
 Darius Jennings, WR, Virginia, 2017-19
 Nick Westbrook-Ikhine, WR, Indiana, 2020-24

16

George Blanda, QB, Kentucky, 1960-66
 Kelly Cochrane, QB, Miami (Fla.), 1972
 Toni Fritsch, K, None, 1977-81
 Rich Camarillo, P, Washington, 1994-95
 James Ritchey, QB, Stephen F. Austin, 1996
 Sloan Thomas, WR, Texas, 2005
 Tre McBride, WR, William & Mary, 2015
 Matt Cassel, QB, Southern California, 2016-17
 Cody Hollister, WR, Arkansas, 2019-21
 Treyton Burks, WR, Arkansas, 2022-24

17

Jerry Rhome, QB, Tulsa, 1970
 Braden Beck, K, Stanford, 1971
 Elmo Wright, WR, Houston, 1975
 Reggie Brown, WR, Alabama State, 1993
 Will Furrer, QB, Virginia Tech, 1995
 Dave Krieg, QB, Milton (Wisc.), 1997-98
 Chris Coleman, WR, N.C. State, 2000
 Chris Davis, WR, Florida State, 2007-09
 Damian Williams, WR, Southern California, 2010-13
 Kris Durham, WR, Georgia, 2014
 Dorial Green-Beckham, WR, Oklahoma, 2015
 Cameron Batson, WR, Texas Tech, 2018
 Ryan Tannehill, QB, Texas A&M, 2019-23
 Jerome Baker, LB, Ohio State, 2024

18

Randy Kerbow, WR, Rice, 1963-64
 Charlie Joiner, WR, Grambling, 1970-72
 Paul Robinson, RB, Arizona, 1972-73
 Cliff Parsley, P, Oklahoma State, 1977-82
 Chris Sanders, WR, Ohio State, 2002
 O.J. Small, WR, Florida, 2005
 Andrae Thurman, WR, Southern Oregon, 2005



ALL-TIME JERSEY NUMBERS

Mike Williams, WR, Southern California, 2007
Kenny Britt, WR, Rutgers, 2009-13
Rishard Matthews, WR, Nevada, 2016-18
Josh Reynolds, WR, Texas A&M, 2021
Kevin Hogan, QB, Stanford, 2021
Kyle Philips, WR, UCLA, 2022-23
Tay Martin, WR, Oklahoma State, 2024

19

Willie Alexander, CB, Alcorn A&M, 1971-79
Guido Merkens, DB/WR, Sam Houston State, 1980
Quintin Jones, S, Pittsburgh, 1989-90
Drew Bennett, WR, UCLA, 2001
Bobby Wade, WR, Arizona, 2005-06
Justin McCareins, WR, Northern Illinois, 2008
Dominique Edison, WR, Stephen F. Austin, 2009
Devon Wylie, WR, Fresno State, 2013
Tajaé Sharpe, WR, Massachusetts, 2016-19
Josh Gordon, WR, Baylor, 2022
Chris Conley, WR, Georgia, 2022
Jha'Quan Jackson, WR, Tulane, 2024

20

Billy Cannon, RB, Louisiana State, 1960-63
Sammy Weir, WR, Arkansas State, 1965
Dick Compton, WR, McMurray, 1965
Miller Farr, CB, Wichita State, 1967-69
Rhett Dawson, WR, Florida State, 1972
Billy Parks, WR, Cal State-Long Beach, 1973-75
Bill Currier, DB, South Carolina, 1977-79
Willie Tullis, DB, Troy State, 1981-84
Allen Pinkett, RB, Notre Dame, 1986-91
Emanuel Martin, CB, Alabama State, 1993
Rodney Thomas, RB, Texas A&M, 1995-98
Mike Green, RB, Houston, 2000-02
Mike Echols, CB, Wisconsin, 2003-04
Travis Henry, RB, Tennessee, 2005-06
Nick Harper, CB, Fort Valley State, 2007-09
Alterraun Verner, CB, UCLA, 2010-13
Bishop Sankey, RB, Washington, 2014-15
Perrish Cox, CB, Oklahoma State, 2016
D'Joun Smith, CB, Florida Atlantic, 2016
Demontre Hurst, CB, Oklahoma, 2017
Kenneth Durden, CB, Youngstown State, 2018
Kareem Orr, CB, Chattanooga, 2019
Senorise Perry, RB, Louisville, 2020
Jackrabbit Jenkins, CB, North Alabama, 2021
Lonnie Johnson Jr., DB, Kentucky, 2022
Kindle Vildor, CB, Georgia Southern, 2023
Jonathan Ward, RB, Central Michigan, 2023
Tony Pollard, RB, Memphis, 2024

21

Ken Hall, RB, Texas A&M, 1960-61
Bobby Brezina, RB, Houston, 1963
Pete Johns, S, Tulane, 1967-68
John Douglas, CB, Texas Southern, 1969
John Hadl, QB, Kansas, 1976-77
Charles Jefferson, DB, McNeese State, 1979-80
Tate Randle, DB, Texas Tech, 1982
Derrick Hatchett, CB, Texas, 1983
Bo Eason, S, California-Davis, 1984-86
Craig Birdsong, S, North Texas State, 1987
Bo Eason, S, California-Davis, 1987
Tracey Eaton, S, Portland State, 1988-89
Leander Knight, S, Montclair State, 1990
Jerry Gray, CB, Texas, 1992
Mel Gray, KR/WR, Purdue, 1995-97
Samari Rolle, CB, Florida State, 1998-2004
Reynaldo Hill, CB, Florida, 2005-08
Javon Ringer, RB, Michigan State, 2009-12

George Wilson, S, Arkansas, 2013-14
Da'Norris Searcy, S, North Carolina, 2015-17
Malcolm Butler, CB, West Alabama, 2018-20
Matthais Farley, S, Notre Dame, 2021
Roger McCreary, CB, Auburn, 2022-24

22

Don Brown, RB, Houston, 1960
Joe Majors, DB, Florida State, 1960
Gary Wisener, CB, Baylor, 1961
Bob Suci, S, Michigan State, 1962
Benny Nelson, S, Alabama, 1964
B.W. Cheeks, RB, Texas Southern, 1965
Zeke Moore, CB, Lincoln, 1967-77
Bill Kay, CB, Purdue, 1981-83
Larry Griffin, DB, North Carolina, 1986
Kenny Johnson, S, Mississippi State, 1986-89
Herbie Anderson, CB, Texas A&I, 1991
Tony Brown, CB, Fresno State, 1992-93
Tomur Barnes, CB, North Texas, 1994-96
Mike Archie, RB, Penn State, 1997-98
Andre Dyson, CB, Utah, 2001-04
Vincent Fuller, S, Virginia Tech, 2005-10
Jackie Battle, RB, Houston, 2013
Dexter McCluster, RB, Mississippi, 2014-15
Derrick Henry, RB, Alabama, 2016-23

23

Bobby Jancik, S, Lamar Tech, 1962-67
Bob Smith, S, Miami (Ohio), 1968
Jerry LeVias, WR, Southern Methodist, 1969-70
Vic Washington, RB, Wyoming, 1974
Tom Dempsey, K, Palomar J.C., 1977
Greg Hill, CB, Oklahoma State, 1983
Richard Johnson, CB, Wisconsin, 1985-92
Blaine Bishop, S, Ball State, 1993-2001
Donnie Nickey, S, Ohio State, 2003-10
Jamie Harper, RB, Clemson, 2011-12
Shonn Greene, RB, Iowa, 2013-14
David Cobb, RB, Minnesota, 2015
Brice McCain, CB, Utah, 2016-17
Tye Smith, CB, Towson, 2018-20
Chris Jones, CB, Nebraska, 2021
Trenton Cannon, RB, Virginia State, 2022
John Reid, DB, Penn State, 2022
Tre Avery, CB, Rutgers, 2023-24

24

Julian Spence, S, Huston-Tillotson, 1960-61
Mike Richardson, RB, Southern Methodist, 1969-71
Mike Montgomery, WR, Kansas State, 1974
Steve Brown, CB, Oregon, 1983-87
Charles Clinton, CB, San Jose State*, 1987
Steve Brown, CB, Oregon, 1988-90
Steve Jackson, CB, Purdue, 1991-99
Tony Beckham, CB, Wisconsin-Stout, 2002-05
Chris Hope, S, Florida State, 2006-11
Coty Sensabaugh, CB, Clemson, 2012-15
Daimion Stafford, S, Nebraska, 2016
Kalan Reed, CB, Southern Mississippi, 2017
Kenny Vaccaro, S, Texas, 2018-20
Elijah Molden, CB, Washington, 2021-23
Julius Wood, DB, East Carolina, 2024

25

Gene Jones, CB, Rice, 1961
Ode Burrell, RB, Mississippi State, 1964-69
John Charles, S, Purdue, 1971-74
Kurt Knoff, DB, Kansas, 1977-78
Keith Bostic, S, Michigan, 1983-88
Bubba McDowell, S, Miami (Fla.), 1989-94

Torey Hunter, CB, Washington State, 1995
Denard Walker, CB, Louisiana State, 1997-2000
DeRon Jenkins, CB, Tennessee, 2001
Tank Williams, S, Stanford, 2002-05
LenDale White, RB, Southern California, 2006-09
Anthony Smith, S, Syracuse, 2011
Darius Reynaud, RB/KR/PR, West Virginia, 2012-13
Blidi Wreh-Wilson, CB, Connecticut, 2014-15
Rashad Johnson, S, Alabama, 2016
Adoree' Jackson, CB, Southern California, 2017-20
Jamal Carter, S, Miami (Fla.), 2021
Hassan Haskins, RB, Michigan, 2022-23
Joshua Kelley, RB, UCLA, 2024

26

Lawrence Elkins, WR, Baylor, 1965-68
Larry Eaglin, CB, Stephen F. Austin, 1973
Rob Carpenter, RB, Miami (Ohio), 1977-81
Darryl Meadows, DB, Toledo, 1983-84
Audray McMillian, CB, Houston, 1985-87
Tony Newsom, CB, Stephen F. Austin*, 1987
Bo Orlando, S, West Virginia, 1990-94
Chuck Cecil, S, Arizona, 1995
Rayna Stewart, S/CB, Northern Arizona, 1996-97
Spencer George, RB, Rice, 1998-99
Andre Woolfolk, CB, Oklahoma, 2003-06
Tuff Harris, DB, Montana, 2008
Kevin Kaesviharn, S, Augustana (S.D.), 2009
Jordan Babineaux, S, Southern Arkansas, 2011-12
Markelle Martin, S, Oklahoma State, 2013
Leon Washington, RB, Florida State, 2013
Antonio Andrews, RB, Western Kentucky, 2014-16
Logan Ryan, CB, Rutgers, 2017-19
Kristian Fulton, CB, Louisiana State, 2020-23
Justin Hardee Sr., DB, Illinois, 2024

27

Freddy Glick, S, Colorado State, 1961-66
Glen Bass, WR, East Carolina, 1967-68
Joe Blahak, S, Nebraska, 1973
Greg Stemrick, CB, Colorado State, 1975-82
Mike Kennedy, DB, Toledo, 1984
Sonny Brown, S, Oklahoma, 1987
Donovan Small, S, Minnesota*, 1987
Tony Newsom, CB, Stephen F. Austin, 1987
Quintin Jones, S, Pittsburgh, 1988-89
Terry Kinard, S, Clemson, 1990
Terry Hoage, S, Georgia, 1993
Odie Harris, S/CB, Sam Houston State, 1995
Eddie George, RB, Ohio State, 1996-2003

28

Charles Frazier, WR, Texas Southern, 1962-68
Andy Hopkins, RB, Stephen F. Austin, 1971
Bill Thomas, RB, Boston College, 1973
Mike Weger, S, Bowling Green, 1976-77
Jack Tatum, DB, Ohio State, 1980
Rich Thomaselli, RB, West Virginia-Wesleyan, 1981-82
Allen Lyday, S, Nebraska, 1984-87
Emmuel Thompson, CB, Texas A&I*, 1987
Cris Dishman, CB, Purdue, 1988-96
George McCullough, CB, Baylor, 1997-99
Aric Morris, S, Michigan State, 2000-02
Dwone Hicks, RB, Middle Tennessee State, 2003
Lamont Thompson, S, Washington State, 2004-06
Chris Barclay, RB, Wake Forest, 2007
Chidi Iwuoma, CB, California, 2007
Chris Johnson, RB, East Carolina, 2008-13
Marqueston Huff, DB, Wyoming, 2014-15
Cody Riggs, CB, Notre Dame, 2016



ALL-TIME JERSEY NUMBERS

Khalfani Muhammad, RB, California, 2017
Kendrick Lewis, S, Mississippi, 2018
Dalyn Dawkins, RB, Colorado State, 2019
Jeremy McNichols, RB, Boise State, 2020-21
Joshua Kalu, DB, Nebraska, 2022
Shyheim Carter, DB, Alabama, 2023
Quandre Diggs, S, Texas, 2024

29

Ken Houston, S, Prairie View, 1967-72
Leonard Fairley, S, Alcorn A&M, 1974
Willie Germany, S, Morgan State, 1975
Rich Sowell, DB, Alcorn State, 1977
Guido Merkens, DB/WR, Sam Houston State, 1978
Patrick Allen, CB, Utah State, 1985-87
Robert White, CB, Lamar*, 1987
Patrick Allen, CB, Utah State, 1988-90
Darryl Lewis, CB, Arizona, 1991-98
Joe Walker, S, Nebraska, 2001
Rich Coady, S, Texas A&M, 2002
Chris Brown, RB, Colorado, 2003-07
Chris Carr, DB, Boise State, 2008
Ryan Mouton, CB, Hawaii, 2009-12
Blidi Wreh-Wilson, CB, Connecticut, 2013
Leon Washington, RB, Florida State, 2014
Perrish Cox, CB, Oklahoma State, 2015
DeMarco Murray, RB, Oklahoma, 2016-17
Dane Cruikshank, DB, Arizona, 2018-21
Josh Thompson, DB, Texas, 2022
Dane Cruikshank, DB, Arizona, 2023
Jarvis Brownlee Jr., CB, Louisville, 2024

30

Mike Dukes, LB, Clemson, 1960-63
Charles Rieves, LB, Houston, 1964
Bernie Parrish, CB, Florida, 1966
Hoyle Granger, RB, Mississippi State, 1972
Don Hardeman, RB, Texas A&I, 1975-77
Kenny King, RB, Oklahoma, 1979
Larry Moriarty, FB, Notre Dame, 1983-86
Mike Rozier, RB, Nebraska, 1987
Herman Hunter, RB, Tennessee State*, 1987
Mike Rozier, RB, Nebraska, 1988-90
Victor Jones, RB, Louisiana State, 1991
Mike Davis, CB, Cincinnati, 1994
Anthony Dorsett, CB, Pittsburgh, 1996-97
Donald Mitchell, CB, Southern Methodist, 1999-2002
Rich Gardner, CB, Penn State, 2004-05
Eric King, CB, Wake Forest, 2006-08
Jason McCourty, CB, Rutgers, 2009-16
Jeremy McNichols, RB, Boise State, 2018
Chris Milton, CB, Georgia Tech, 2019-20
Bradley McDougald, S, Kansas, 2021
Greg Mabin, CB, Iowa, 2021
Tre Avery, CB, Rutgers, 2022
Tay Gowan, DB, Central Florida, 2023
Kendell Brooks, DB, Michigan State, 2024

31

Doug Cline, LB, Clemson, 1960-66
Mike Voight, RB, North Carolina, 1977
Brian Duncan, RB, Southern Methodist, 1978
Gary Allen, RB, Hawaii, 1982
Jeff Donaldson, S, Colorado, 1984-87
Larry Joyner, S, Minnesota*, 1987
Kurt Kafentzis, S, Hawaii*, 1987
Keith McDonald, WR, San Jose State*, 1987
Jeff Donaldson, S, Colorado, 1988-89
Quintin Jones, S, Pittsburgh, 1990
Marcus Robertson, S, Iowa State, 1991-2000
Lance Schulters, S, Hofstra, 2002-04

Marcus Randall, S, Louisiana State, 2005
Cortland Finnegan, CB, Samford, 2006-11
Markelle Martin, S, Oklahoma State, 2012
Bernard Pollard, S, Purdue, 2013-14
Josh Aubrey, S, Stephen F. Austin, 2015
Kevin Byard, S, Middle Tennessee State, 2016-23

32

Dave Smith, RB, Ripon, 1960-64
Jack Spikes, RB/K, Texas Christian, 1965
Hoyle Granger, RB, Mississippi State, 1966-70
Ward Walsh, RB, Colorado, 1971-72
Ron Lumpkin, CB, Arizona State, 1975
Vernon Perry, S, Jackson State, 1979-82
Stan Edwards, RB, Michigan, 1984-86
Alonzo Highsmith, FB, Miami (Fla.), 1987
Ricky Moore, FB, Alabama*, 1987
Alonzo Highsmith, FB, Miami (Fla.), 1988-89
Spencer Tillman, RB, Oklahoma, 1992-94
Mike Archie, RB, Penn State, 1996
Tomur Barnes, CB, North Texas, 1997
Bobby Myers, S, Wisconsin, 2000-02
Antowain Smith, RB, Houston, 2004
Pacman Jones, CB, West Virginia, 2005-06
Robert Johnson, S, Utah, 2010-12
Micah Pellerin, DB, Hampton, 2013
Brandon Harris, CB, Miami (Fla.), 2014-15
David Fluellen, RB, Toledo, 2016-19
Darrynton Evans, RB, Appalachian State, 2020-21
Ugo Amadi, DB, Oregon, 2022
Greg Mabin, CB, Iowa, 2022
Tyjae Spears, RB, Tulane, 2023
Gabe Jeudy-Lally, CB, Tennessee, 2024

33

Bob White, RB, Ohio State, 1960
John Guzik, LB, Pittsburgh, 1961
Gene Babb, LB, Austin College, 1962-63
W.K. Hicks, CB, Texas Southern, 1964-69
Benny Johnson, CB, J.C. Smith, 1970-73
Mark Cotney, S, Cameron State, 1975
Joe Dawkins, RB, Wisconsin, 1976
J.C. Wilson, DB, Pittsburgh, 1978-83
Mike Rozier, RB, Nebraska, 1985-86
Spencer Tillman, RB, Oklahoma, 1987-88
Billy Bell, CB, Lamar, 1989
Gary Brown, RB, Penn State, 1991-95
Ronnie Harmon, RB, Iowa, 1996-97
Anthony Dorsett, CB, Pittsburgh, 1998-99
Michael Booker, CB, Nebraska, 2000-01
Greg Comella, FB, Stanford, 2002
Ray Jackson, RB, Cincinnati, 2003
Jarrett Payton, RB, Miami (Fla.), 2005
Michael Griffin, S, Texas, 2007-15
Tye Smith, CB, Towson, 2017
Dion Lewis, RB, Pittsburgh, 2018-19
Johnathan Joseph, CB, South Carolina, 2020
Desmond King II, CB, Iowa, 2020
Brady Breeze, S, Oregon, 2021
Jordan Wilkins, RB, Mississippi, 2021
A.J. Moore Jr., S, Mississippi, 2022
Jonathan Ward, RB, Central Michigan, 2022
Eric Garrow, DB, Louisiana-Lafayette, 2023
Jamal Adams, S, Louisiana State, 2024
Gervarius Owens, S, Houston, 2024

34

Chuck Kendall, S, UCLA, 1960
Jack Laraway, LB, Purdue, 1961
Dalton Hoffman, RB, Baylor, 1964-65
Theo Viltz, CB, Southern California, 1966

Joe Dawkins, RB, Wisconsin, 1970-71
Willie Rodgers, RB, Kentucky State, 1972-75
Earl Campbell, RB, Texas, 1978-84

35

Bo Dickenson, RB, Southern Mississippi, 1963
John H. Johnson, RB, Arizona State, 1966
Woody Campbell, RB, Northwestern, 1967-71
Stan Edwards, RB, Michigan, 1982-83
Richard Williams, RB, Memphis State, 1984
Ray Wallace, FB, Purdue, 1986-87
Eric Cobble, RB, S.W. Texas State*, 1987
John Henry Mills, TE/LB, Wake Forest, 1995
Marion Butts, RB, Florida State, 1995
Spencer George, RB, Rice, 1997
Perry Phenix, S, Southern Mississippi, 1998-2001
Robert Holcombe, RB, Illinois, 2002-04
Quinton Ganther, RB, Utah, 2006-08
Alvin Pearman, RB, Virginia, 2009
Chris Hawkins, CB, Louisiana State, 2011
Tracy Wilson, S, Northern Illinois, 2012
Shann Schillinger, S, Montana, 2013
Jemea Thomas, DB, Georgia Tech, 2014
Terrance West, RB, Towson, 2015
Curtis Riley, DB, Fresno State, 2016-17
Tramaine Brock Sr., CB, Belhaven, 2019
Chris Jackson, DB, Marshall, 2020-22
K'Von Wallace, S, Clemson, 2023
Daryl Worley, DB, West Virginia, 2024

36

Donnie Stone, RB, Arkansas, 1966
Roy Hopkins, RB, Texas Southern, 1967-71
Bob Gresham, RB, West Virginia, 1973-74
Robert Holmes, RB, Southern, 1975
Carter Hartwig, DB, Southern California, 1979-84
Chuck Banks, FB, West Virginia Tech, 1987
Dee Thomas, CB, Nicholls State, 1990
Melvin Aldridge, S, Murray State, 1993
Mike Echols, CB, Wisconsin, 2002
Michael Waddell, CB, North Carolina, 2004-06
Rafael Little, RB, Kentucky, 2008
Jamar Love, CB, Arkansas, 2009
Darren Evans, Virginia Tech, 2012
Khalid Wooten, CB, Nevada, 2013-14
LeShaun Sims, CB, Southern Utah, 2016-19
Kareem Orr, CB, Chattanooga, 2020
Julius Chestnut, RB, Sacred Heart, 2022-23
Kendall Sheffield, DB, Ohio State, 2023
Julius Chestnut, RB, Sacred Heart, 2024

37

Charlie Hennigan, WR, N.W. Louisiana, 1960
Ron Botchan, LB, Occidental, 1961
Jess Lewis, LB, Oregon State, 1970
Dave Olerich, LB, San Francisco, 1971
Jeff Severson, S, Cal State-Long Beach, 1973
Mike Reinfeldt, S, Wisconsin-Milwaukee, 1976-83
Rod Kush, S, Nebraska-Omaha, 1985-86
Victor Jones, RB, Louisiana State, 1990
Todd McNair, RB/FB, Temple, 1994
Rafael Robinson, S, Wisconsin, 1996
Dainon Sidney, CB, Alabama Birmingham, 1998-2002
Thomas Wright, S, Michigan State, 2003
Lamont Thompson, S, Washington State, 2003
Calvin Lowry, S, Penn State, 2006-07
Rod Hood, CB, Auburn, 2009-10
Tommie Campbell, CB, California (Pa.), 2011-13
Cody Riggs, CB, Notre Dame, 2015
Kalan Reed, CB, Southern Mississippi, 2016
Johnathan Cyprien, S, Florida International, 2017-18



ALL-TIME JERSEY NUMBERS

Amani Hooker, DB, Iowa, 2019-2024

38

Rich Johnson, RB, Illinois, 1969
C.L. Whittington, FS, Prairie View, 1974-78
Willie Joyner, RB, Maryland, 1984
Domingo Bryant, S, Texas A&M, 1987
Mark Gehring, TE, Eastern Washington*, 1987
Domingo Bryant, S, Texas A&M, 1988
Mike Dumas, S, Indiana, 1991-93
Dan Alexander, RB/FB, Nebraska, 2001
Jason Hebert, S, Rice, 2002
Tyrone Poole, CB, Fort Valley State, 2008
Pete Ittersagen, CB, Wheaton, 2010
Al Afalava, S, Oregon State, 2012
Brandon Ghee, CB, Wake Forest, 2014
B.W. Webb, CB, William & Mary, 2015
Greg Mabin, CB, Iowa, 2020
Mekhi Sargent, RB, Iowa, 2021
Buster Skrine, CB, Chattanooga, 2021
Davontae Harris, CB, Illinois State, 2022
Terrell Edmunds, S, Virginia Tech, 2023
L'Jarius Sneed, CB, Louisiana Tech, 2024

39

Tom Smiley, RB, Lamar Tech, 1970
Robert Holmes, RB, Southern, 1971-72
Larry Poole, RB, Kent State, 1978
Adger Armstrong, RB, Texas A&M, 1980-82
Hubert Oliver, FB, Arizona, 1986
Andrew Jackson, RB, Iowa State, 1987
Lee Cole, CB, Arizona State, 1996
Nick Schommer, S, North Dakota State, 2010
Daimion Stafford, S, Nebraska, 2013-15
Dalyn Dawkins, RB, Colorado State, 2018
Breon Borders, CB, Duke, 2020-21
Terrance Mitchell, CB, Oregon, 2022
Matthew Jackson, S, Eastern Kentucky, 2023
Darrell Baker Jr., CB, Georgia Southern, 2024

40

Tony Banfield, CB, Oklahoma State, 1960-65
Mickey Sutton, S, Auburn, 1966
Charlie Joiner, WR, Grambling, 1969
Lewis Jolley, RB, North Carolina, 1972-73
Donnie Craft, RB, Louisville, 1982-83
Butch Woolfolk, RB, Michigan, 1985-86
Dennis Lundy, RB, Northwestern, 1995
Wes Ours, FB, West Virginia, 2001
Justin Sandy, S, Northern Iowa, 2004-05
Jeremy Cain, FB/LS, Massachusetts, 2007
Yannik Cudjoe-Virgil, LB, Maryland, 2015
Jordan Williams, OLB, Tennessee, 2019
Kamalei Correa, OLB, Boise State, 2020
Dontrell Hilliard, RB, Tulane, 2021-22
Anthony Kendall, CB, Baldwin Wallace, 2023

41

Mark Johnston, CB, Northwestern, 1960-63
Keith Kinderman, RB, Florida State, 1965
Larry Carwell, CB, Iowa State, 1967-68
Leroy Mitchell, CB, Texas Southern, 1969-70
Leroy Sledge, RB, Bakersfield J.C., 1971
Alvin Wyatt, CB, Bethune-Cookman, 1973
Terence Wells, RB, Southern Mississippi, 1974
Sean Jackson, RB, Florida State, 1994
Lorenzo Neal, FB, Fresno State, 1999-2000
Kelly Herndon, CB, Toledo, 2007
Cary Williams, CB, Washburn, 2008-09
Corey Lynch, S, Appalachian State, 2013
J.R. Tavai, LB, Southern California, 2015

Brynden Trawick, S, Troy, 2017-18
Khari Blasingame, FB/RB, Vanderbilt, 2019-21
Zach Cunningham, LB, Vanderbilt, 2021-22
Otis Reese IV, LB, Mississippi, 2023-24

42

Sid Blanks, RB, Texas A&I, 1964-68
Jim Tolbert, CB, Lincoln, 1972
Tommy Maxwell, S, Texas A&M, 1974
Altie Taylor, RB, Utah State, 1976
Robert Woods, WR, Grambling, 1978
Boobie Clark, RB, Bethune-Cookman, 1979-80
Steve Avery, FB, Northern Michigan, 1989
Armon Williams, S/LB, Arizona, 1997
Skip Hicks, RB, UCLA, 2001
Scott McGarrahan, S, New Mexico, 2003-04
Damien Nash, RB, Missouri, 2005
Chris Henry, RB, Arizona, 2007-09
Collin Mooney, FB, Army, 2012-13
Dorin Dickerson, TE, Pittsburgh, 2015
Robert Spillane, LB, Western Michigan, 2018
D'Andre Walker, OLB, Georgia, 2019
Brooks Reed, OLB, Arizona, 2020
Joe Jones, LB, Northwestern, 2021-22
Caleb Murphy, OLB, Ferris State, 2023-24
Raekwon McMillan, LB, Ohio State, 2024

43

Jim Norton, S, Idaho, 1960-68

44

Charles Tolar, RB, N.W. Louisiana, 1960-66
Johnny Peacock, S, Houston, 1969-70
Fred Willis, RB, Boston College, 1972-77
Lorenzo White, RB, Michigan State, 1988-94
Steve Hendrickson, HB/F, California, 1995
Daryl Porter, S, Boston College, 2001
Troy Fleming, FB, Tennessee, 2004-05
Quinn Johnson, FB, Louisiana State, 2011
Jackie Battle, RB, Houston, 2014
Josh Carraway, OLB, Texas Christian, 2017
Kamalei Correa, OLB, Boise State, 2018-19
Vic Beasley Jr., OLB, Clemson, 2020
Matt Orzech, LS, Azusa Pacific, 2020
Tory Carter, FB, Louisiana State, 2021-22
Mike Brown, S, Miami (Ohio), 2023-24

45

Larry Onesti, LB, Northwestern, 1962-65
Jeff Severson, S, Cal State-Long Beach, 1974
Tim Wilson, RB/TE, Maryland, 1977-82
Ira Valentine, RB, Texas A&M, 1987
Tracy Johnson, FB, Clemson, 1989
John Simon, RB, Louisiana Tech, 2002
Ahmard Hall, FB, Texas, 2006-11
Quinn Johnson, FB, Louisiana State, 2012-13
Jalston Fowler, FB, Alabama, 2015-18
LaTroy Lewis, OLB, Tennessee, 2018
Rod Smith, RB, Ohio State, 2019
D'Onta Foreman, RB, Texas, 2020
Khari Blasingame, FB/RB, Vanderbilt, 2021
Chance Campbell, LB, Mississippi, 2022-24

46

Claude King, RB, Houston, 1961
Bob Jackson, RB, New Mexico State, 1964
Paul Guidry, LB, McNeese State, 1973
Jeff Queen, TE, Morgan State, 1974
Oliver Nicholson, LB, Texas Southern, 1975

Michael Roan, TE, Wisconsin, 1995
Connor Neighbors, FB, Louisiana State, 2015
Curtis Riley, CB, Fresno State, 2015
Joshua Kalu, DB, Nebraska, 2018-20
Morgan Cox, LS, Tennessee, 2021-24

47

Bobby Gordon, S, Tennessee, 1960
Bill Tobin, RB, Missouri, 1963
Pete Jaquess, CB, New Mexico, 1964-65
Allen Trammell, S, Florida, 1966
Ronnie Coleman, RB, Alabama A&M, 1974-81
Le'Shai Maston, RB, Baylor, 1993-94
Ben Hartsock, TE, Ohio State, 2006
Valentino Blake, CB, Texas El Paso, 2016
Matt Overton, LS, Western Washington, 2020
Andrew Adams, DB, Connecticut, 2022
JoJo Domann, LB, Nebraska, 2023
Khalid Duke, OLB, Kansas State, 2024

48

Bob Atkins, S, Grambling, 1970-75
John Henry Mills, TE/LB, Wake Forest, 1993-94
Todd McNair, RB/FB, Temple, 1995
Brian Natkin, TE, Texas El-Paso, 2001
Casey Cramer, TE, Dartmouth, 2006-08
Beau Brinkley, LS, Missouri, 2012-20
Bud Dupree, OLB, Kentucky, 2021-22

49

Dick Cunningham, LB, Arkansas, 1973
Mike Barber, TE, Louisiana Tech, 1976
Sam Williams, CB, New Mexico Highlands, 1976
Arrike James, TE, Delta State, 1987
Roderick Lewis, TE, Arizona, 1994-97
Chad Hayes, TE, Maine, 2002
Spencer Toone, LB, Utah, 2006
LeVar Woods, LB, Iowa, 2006-07
Nick Dzubnar, LB, Cal Poly-San Luis Obispo, 2020-21
Arden Key, OLB, Louisiana State, 2023-24

50

Dennit Morris, LB, Oklahoma, 1960-61
Bobby Maples, C, Baylor, 1965-70
Guy Murdock, C, Michigan, 1972
Bill Curry, C, Georgia Tech, 1973
Duane Benson, LB, Hamline, 1975-76
Daryl Hunt, LB, Oklahoma, 1979-84
Kirk Dodge, LB, Nevada-Las Vegas, 1986
Billy Kidd, C, Houston, 1987
Paul Vogel, LB, South Carolina*, 1987
Eddie Robinson, LB, Alabama State, 1992-95
Terry Killens, LB, Penn State, 1996-2000
Rocky Boiman, LB, Notre Dame, 2002-05
David Thornton, LB, North Carolina, 2006-10
Kevin Malast, LB, Rutgers, 2011-12
Zaviar Gooden, LB, Missouri, 2013-14
Nate Palmer, LB Illinois State, 2016-18
Derick Roberson, OLB, Sam Houston State, 2019-21
Jack Gibbens, LB, Minnesota, 2022-24

51

John Simerson, G, Purdue, 1960
Ron Caveness, LB, Arkansas, 1966-68
Calvin Hunt, C, Baylor, 1972
Ron Lou, C, Arizona State, 1973
Ted Thompson, LB, Southern Methodist, 1975-84
Eric Fairs, LB, Memphis State, 1986-91
Micheal Barrow, LB, Miami (Fla.), 1993
Lemanski Hall, LB, Alabama, 1994-97



ALL-TIME JERSEY NUMBERS

Lonnie Marts, LB, Tulane, 1998
 Greg Favors, LB, Mississippi State, 1999-2001
 Robert Reynolds, LB, Ohio State, 2004-06
 Jorge Cordova, LB, Nevada, 2007
 Gerald McRath, LB, Southern Mississippi, 2009-12
 David Bass, LB, Missouri Western State, 2015-16
 Will Compton, LB, Nebraska, 2018
 David Long Jr., LB, West Virginia, 2019-22
 Trevis Gipson, OLB, Tulsa, 2023
 Cedric Gray, LB, North Carolina, 2024

52

Bob Schmidt, C, Minnesota, 1961-63
 Sammy Odom, LB, N.W. Louisiana, 1964
 Garland Boyette, LB, Grambling, 1966-72
 Calvin Hunt, C, Baylor, 1973
 Duane Benson, LB, Hamline, 1974
 Robert Brazile, LB, Jackson State, 1975-84
 Jay Pennison, C, Nicholls State, 1986
 Billy Kidd, C, Houston*, 1987
 Jay Pennison, C, Nicholls State, 1987-90
 Barron Wortham, LB, Texas El-Paso, 1994-99
 Justin Ena, LB, Brigham Young, 2004
 Colby Bockwoldt, LB, Brigham Young, 2006
 Ryan Fowler, LB, Duke, 2007-08
 Jamie Winborn, LB, Vanderbilt, 2009-10
 Colin McCarthy, LB, Miami, 2011-14
 Steve Johnson, LB, Kansas, 2015
 Aaron Wallace, LB, UCLA, 2016-18
 Hroniss Grasu, C, Oregon, 2019
 Daniel Munyer, C, Colorado, 2020-21
 Joe Schobert, LB, Wisconsin, 2022
 Joe Jones, LB, Northwestern, 2023
 James Williams, LB, Miami (Fla.), 2024

53

Hugh Pitts, C, Texas Christian, 1960
 Jerry Fowler, G, N.W. Louisiana, 1964
 John Carrell, LB, Texas Tech, 1966
 Lloyd Waincott, LB, Texas, 1969-70
 Ted Washington, LB, Mississippi Valley, 1973
 Fred Hoaglin, C, Pittsburgh, 1974-75
 Ron Lou, C, Arizona State, 1976
 Art Stringer, LB, Ball State, 1977-79
 Thomas Henderson, LB, Langston, 1980
 Avon Riley, LB, UCLA, 1981-86
 Eugene Seale, LB, Lamar, 1987
 Thad Jefferson, LB, Hawaii*, 1987
 Eugene Seale, LB, Lamar, 1988-92
 Brett Faryniarz, LB, San Diego State, 1994
 Mark Stepnoski, C, Pittsburgh, 1995-98
 Keith Bulluck, LB, Syracuse, 2000-09
 Rennie Curran, LB, Georgia, 2010
 Zac Diles, LB, Kansas State, 2012
 Moise Fokou, LB, Maryland, 2013
 Quentin Groves, LB, Auburn, 2014
 Deiontrez Mount, LB, Louisville, 2015
 Daren Bates, LB, Auburn, 2017-19
 Will Compton, LB, Nebraska, 2020
 Sharif Finch, OLB, Temple, 2021
 Avery Williamson, LB, Kentucky, 2021
 Dylan Cole, LB, Missouri State, 2021-22
 Tae Crowder, LB, Georgia, 2023
 Ernest Jones IV, LB, South Carolina, 2024

54

John Meyer, LB, Notre Dame, 1966-67
 Steve Quinn, C, Notre Dame, 1968
 Claude Harvey, LB, Prairie View, 1971
 Gregg Bingham, LB, Purdue, 1973-84
 Al Smith, LB, Utah State, 1987

Larry Smith, LB, Kentucky*, 1987
 Al Smith, LB, Utah State, 1988-96
 Phil Glover, LB, Utah, 1999
 Rocky Calmus, LB, Oklahoma, 2002-04
 Eugene Amano, C/G, S.E. Missouri State, 2005-12
 Zac Diles, LB, Kansas State, 2013
 Avery Williamson, LB, Kentucky, 2014-17
 Rashaan Evans, LB, Alabama, 2018-21
 Andre Smith, LB, North Carolina, 2022
 Garret Wallow, LB, Texas Christian, 2023-24

55

John Frongillo, C, Baylor, 1962-66
 Marion Rushing, LB, Southern Illinois, 1968
 Richard Lewis, LB, Portland State, 1972
 Ralph Cindrich, LB, Pittsburgh, 1973-74
 Carl Mauck, C, Southern Illinois, 1975-81
 Jim Romano, C, Penn State, 1984-86
 John Flannery, G/C, Syracuse, 1991-94
 John Henry Mills, TE/LB, Wake Forest, 1995-96
 Eddie Robinson, LB, Alabama State, 1998-2001
 Brad Kassell, LB, N. Texas State, 2002-05
 Stephen Tulloch, LB, N.C. State, 2006-10
 Barrett Ruud, LB, Nebraska, 2011
 Zach Brown, LB, North Carolina, 2012-15
 Sean Spence, LB, Miami (Fla.), 2016
 Jayon Brown, LB, UCLA, 2017-21
 Aaron Brewer, G/C, Texas State, 2022-23
 JC Latham, T, Alabama, 2024

56

Phil Perlo, G, Maryland, 1960
 Wayne Frazier, C, Auburn, 1965
 Olen Underwood, LB, Texas, 1966-70
 Bob Young, G, Howad Payne, 1971
 Guy Roberts, LB, Maryland, 1972-75
 Dennis Havig, G, Colorado, 1976
 Mike Murphy, LB, S.W. Missouri State, 1979
 Art Stringer, LB, Ball State, 1980-81
 Robert Abraham, LB, N.C. State, 1982-87
 Toby Caston, LB, Louisiana State, 1988
 Scott Kozak, LB, Oregon, 1989-93
 Micheal Barrow, LB, Miami (Fla.), 1994-96
 Lonnie Marts, LB, Tulane, 1997
 Randall Godfrey, LB, Georgia, 2000-02
 Ray Wells, LB, Arizona, 2003
 Cody Spencer, LB, North Texas, 2004-05
 Jon Dorenbos, LS, Texas El-Paso, 2006
 Colin Allred, LB, Baylor, 2007-10
 Akeem Ayers, LB, UCLA, 2011-14
 Dontay Moch, OLB, Nevada, 2014
 Sharif Finch, OLB, Temple, 2018-19
 Daren Bates, LB, Auburn, 2020
 Monty Rice, LB, Georgia, 2021-23
 Kenneth Murray Jr., LB, Oklahoma, 2024

57

George Belotti, C, Southern California, 1960-61
 Ed Watson, LB, Grambling, 1969
 Richard Cheek, G, Auburn, 1972
 Sam Gruneisen, C, Villanova, 1973
 Steve Kiner, LB, Tennessee, 1974-78
 John Corker, LB, Oklahoma State, 1980-82
 Tim Joiner, LB, Louisiana State, 1983-84
 Walter Johnson, LB, Louisiana Tech, 1987
 Byron Johnson, LB, Baylor*, 1987
 Walter Johnson, LB, Louisiana Tech, 1988
 Lenoy Jones, LB, Texas Christian, 1996-98
 Frank Chamberlin, LB, Boston College, 2000-02
 Jordan Kramer, LB, Idaho, 2003-04
 Jon Dorenbos, LS, Texas El-Paso, 2005

Terna Nande, LB, Miami (Ohio), 2006
 Rich Scanlon, LB, Syracuse, 2007
 Josh Stamer, LB, South Dakota, 2008
 Patrick Bailey, LB, Duke, 2010-13
 James Anderson, LB, Virginia Tech, 2014
 Justin Staples, LB, Illinois, 2014-16
 Nigel Harris, LB, South Florida, 2018-19
 Wyatt Ray, OLB, Boston College, 2020, 2022
 Tarell Basham, OLB, Ohio, 2022
 Luke Gifford, LB, Nebraska, 2023-24

58

Pete Barnes, LB, Southern, 1967-68
 Ron Pritchard, LB, Arizona State, 1969-72
 Marvin Davis, LB, Southern, 1974
 Ralph Cindrich, LB, Pittsburgh, 1975
 Tim Rossovich, LB, Southern California, 1976
 David Carter, C, Western Kentucky, 1977-84
 Mike Kelley, C/G, Notre Dame, 1985-87
 John Brantley, LB, Georgia, 1989
 Joe Bowden, LB, Oklahoma, 1992
 Wilber Marshall, LB, Florida, 1993
 Joe Bowden, LB, Oklahoma, 1995-99
 Byron Thweatt, LB, Virginia, 2001
 Ken Amato, LS, Montana State, 2003-11
 Xavier Adibi, LB, Virginia Tech, 2012
 Shaun Phillips, OLB, Purdue, 2014
 Kaelin Burnett, LB, Nevada, 2014
 Harold Landry III, OLB, Boston College, 2018-24

59

Phil Croyle, LB, Cal-Berkeley, 1971-73
 Brian McConnell, LB, Michigan, 1973
 Ted Washington, LB, Mississippi Valley, 1974-82
 John Grimsley, LB, Kentucky, 1984-87
 Scott Fox, LB, Austin Peay*, 1987
 John Grimsley, LB, Kentucky, 1988-90
 Joe Bowden, LB, Oklahoma, 1993-94
 James Logan, LB, Memphis, 1995
 Dennis Stallings, LB, Illinois, 1997-98
 Doug Colman, LB, Nebraska, 1999
 Peter Sirmon, LB, Oregon, 2000-06
 Gilbert Gardner, LB, Purdue, 2007
 Stanford Kegl, LB, Purdue, 2008-09
 Tim Shaw, LB, Penn State, 2010-12
 Rob Turner, C/G, New Mexico, 2013
 Wesley Woodyard, LB, Kentucky, 2014-19
 Tuzar Skipper, OLB, Toledo, 2020
 John Simon, OLB, Ohio State, 2021
 Derrek Tuszka, OLB, North Dakota State, 2022
 Sam Okuyinonu, DE, Maryland, 2022

60

Jim McCanless, G, Clemson, 1960
 Buzz Guy, G, Duke, 1961
 Tom Regner, G, Notre Dame, 1967-72
 Al Jenkins, G, Morris Brown, 1973
 Ed Fisher, G, Arizona State, 1975-82
 Hicham El-Mashtoub, C, Arizona, 1995-96
 Kevin Long, C, Florida State, 1998-2001
 Aaron Graham, C, Nebraska, 2002
 Jacob Bell, G/T, Miami (Ohio), 2004-07
 Kevin Matthews, C, Texas A&M, 2010-12
 Chris Spencer, G/C, Mississippi, 2013-14
 Quinton Spain, G, West Virginia, 2015
 Ben Jones, C, Georgia, 2016-22
 Daniel Brunskill, OL, San Diego State, 2023-24

61

Bob Talamini, G, Kentucky, 1960-67
 Hank Autry, C, Southern Mississippi, 1969-70



ALL-TIME JERSEY NUMBERS

Walter Highsmith, T, Florida A&M, 1972
Harris Jones, G, J.C. Smith, 1973-74
Larry Harris, G, Oklahoma State, 1978
Wes Phillips, T, Lenoir Rhyne, 1979
Purvis Hunt, G/T, Mississippi State, 1995-96
Evan Pilgrim, G, Brigham Young, 1998
Barry Hall, OT, Middle Tennessee State, 2001
Marico Portis, G, Alabama, 2004
Joel Rodriguez, C, Miami (Fla.), 2005
Fernando Velasco, C/G, Georgia, 2009-12
Kevin Matthews, C, Texas A&M, 2013
Corey Levin, G/C, Chattanooga, 2017
Aaron Stinnie, G, James Madison, 2018-19
Corey Levin, G/C, Chattanooga, 2021
Le'Raven Clark, T, Texas Tech, 2022
John Ojukwu, OL, Boise State, 2023-24

62

Wahoo McDaniel, LB, Oklahoma, 1960
Dick Frey, G, Texas A&M, 1961
Jim Hayes, DT, Jackson State, 1965-66
Ed Marcontell, G, Lamar Tech, 1967
Jim LeMoine, G, Utah State, 1968-69
Ken Grant, G, Howard Payne, 1970
Jerry Sturm, C, Illinois, 1971
Ralph Miller, G, Alabama State, 1972-73
John Schuhmacher, G, Southern California, 1978-85
Jerrell Franklin, G, Southern*, 1987
Doug Kellemeier, G, Brigham Young*, 1987
Craig Page, C, Georgia Tech, 1999
Kyle DeVan, C/G, Oregon State, 2012
Brian Schwenke, C, California, 2013-17
Corey Levin, G/C, Chattanooga, 2018
Aaron Brewer, G/C, Texas State, 2020-21
Corey Levin, C/G, Chattanooga, 2022-24

63

Hogan Wharton, G, Houston, 1960-63
Doug Wilkerson, G, North Carolina Central, 1970
Levert Carr, T, No. Central State, 1972-73
Ronnie Carroll, G/DT, Sam Houston State, 1974-75
Steve Baumgartner, DE, Purdue, 1977-79
Bob Young, G, Howad Payne, 1980
Mike Munchak, G, Penn State, 1982-93

64

Fred Wallner, G, Notre Dame, 1960
Willis Perkins, G, Texas Southern, 1961, 1963
Bud McFadin, DT, Texas, 1964-65
Dick Swatland, G, Notre Dame, 1968
Ron Saul, G, Michigan State, 1970-75
George Reihner, G, Penn State, 1977-80, 1982
Joe Dixon, DT, Tulsa, 1987
Erik Norgard, C/G, Colorado, 1990-98
Gennaro DiNapoli, G, Virginia Tech, 2002
Eugene Amano, C/G, S.E. Missouri State, 2004
Seth Wand, T, N.W. Missouri State, 2006
Leroy Harris, G/C, N.C. State, 2007-12
Josh Kline, G, Kent State, 2016-18
Nate Davis, G, Charlotte, 2019-22
Arlington Hambricht, G, Colorado, 2024

65

Gary Greaves, DE, Miami (Fla.), 1960
Elvin Bethea, DE, North Carolina A&T, 1968-83

66

Leo Reed, G, Colorado State, 1961
Sonny Bishop, G, Fresno State, 1964-69
Tom Funchess, T, Jackson State, 1971-73
Greg Davidson, C, North Texas, 1980-82

Pat Howell, G, Southern California, 1983-85
Clay Miller, T, Michigan*, 1987
George Yarno, C/G, Washington State, 1989
Doug Dawson, G, Texas, 1990-93
Jason Layman, T/G, Tennessee, 1996-99
Gennaro DiNapoli, G, Virginia Tech, 2000-01
Mike Otto, T, Purdue, 2007-13
Josue Matias, G/T, Florida State, 2016
Kevin Pamphile, G/T, Purdue, 2018-19
Chris Hubbard, OL, Alabama-Birmingham, 2023
Logan Bruss, G, Wisconsin, 2024

67

John Wittenborn, G, S.E. Missouri, 1964-68
Mike Fanucci, DE, Arizona State, 1973
Jimmy Dean, DE, Texas A&M, 1978
Mike Stensrud, DT, Iowa State, 1979-85
Karl Morgan, DT, UCLA, 1986
Bob Otto, DE, Idaho State*, 1987
Jim Reid, T/G, Virginia, 1994-95
Tom Ackerman, G, Eastern Washington, 2002-03
Mitch Petrus, G, Arkansas, 2012
Andy Levitre, G, Oregon State, 2013-14
Quinton Spain, G, West Virginia, 2016-18
Xavier Newman, C/G, Baylor, 2022-23
Chandler Brewer, OL, Middle Tennessee State, 2024

68

Tom Goode, C, Mississippi State, 1963-65
Rich Stotter, LB, Houston, 1968
Brian Goodman, G, UCLA, 1973-74
Al Burton, DE, Bethune-Cookman, 1976
Tom Randall, G, Iowa State, 1979
Ralph Williams, G, Southern, 1982
Les Studdard, C, Texas, 1983
Mike Golic, DT, Notre Dame, 1985-87
Vince Stroth, G, Brigham Young, 1987
Almon Young, G, Bethune-Cookman*, 1987
Tim Roberts, DT, Southern Mississippi, 1992-94
Matt Martin, T, Kansas State, 2002-03
Kevin Mawae, C, Louisiana State, 2006-09
Byron Stingily, T, Louisville, 2011-14
Austin Pasztor, OL, Virginia, 2018
Bobby Hart, T, Florida State, 2021
Zack Johnson, OL, North Dakota State, 2022
Isaiah Prince, T, Ohio State, 2024

69

Tom Goode, C, Mississippi State, 1962
Terry Stoepel, T, Tulsa, 1970
Solomon Freelon, G, Grambling, 1972-74
Andy Dorris, DE, New Mexico State, 1977-81
Al Steinfeld, G/T, C.W. Post, 1983
Doug Williams, T/G, Texas A&M, 1986-87
Brett Petersmark, C, Eastern Michigan*, 1987
Doug Williams, T/G, Texas A&M, 1988
Jon Runyan, T, Michigan, 1996-99
Zach Piller, G, Florida, 2000-2006
Zach Clayton, DT, Auburn, 2011
Eric Olsen, G/C, Notre Dame, 2014
Andy Gallik, C/G, Boston College, 2015
Tyler Marz, T, Wisconsin, 2018
Christian DiLauro, T, Illinois, 2021
Daniel Munyer, C, Colorado, 2022
TK McLendon Jr., DE, Eastern Kentucky, 2023
Sebastian Joseph-Day, DE, Rutgers, 2024

70

Al Jamison, T, Colgate, 1960-62
Scott Appleton, DT, Texas, 1964-66
Carel Stiith, DT, Nebraska, 1967-69

Jim Harvey, G, Mississippi, 1972
Robert Wells, T, J.C. Smith, 1972
Tody Smith, DE, Southern California, 1973
Ed Fisher, G, Arizona State, 1974
Conway Hayman, G, Delaware, 1975-80
Malcolm Taylor, DE, Tennessee State, 1982-83
Dean Steinkuhler, G/T, Nebraska, 1984-91
Stan Thomas, T, Texas, 1993-95
Mark Hatfield, T, Bishop's (Que.), 1995
Adam Haayer, OT, Minnesota, 2001
Daniel Loper, OT, Texas Tech, 2005-08
Troy Kropog, OL, Tulane, 2009-10, 2012
Daniel Baldridge, T, Marshall, 2012
Chance Warmack, G, Alabama, 2013-16
Ty Sambrailo, T, Colorado State, 2020-21
Jordan Roos, G, Purdue, 2022

71

Pete Davidson, WR, Citadel, 1960
Stanley Faulkner, T, Texas, 1964
Willie Jones, DE, Kansas State, 1967
Tom Domres, DT, Wisconsin, 1968-71
Bubba McCollum, DT, Kentucky, 1974
Todd Simonsen, T, South Dakota State, 1976
Joe Owens, DE, Alcorn State, 1976
Ken Kennard, DE, Angelo State, 1977-83
Richard Byrd, DT, Southern Mississippi, 1985-89
Craig Veasey, DT/DE, Houston, 1992
Mike Teeter, DE, Michigan, 1993-94
Craig Veasey, DT/DE, Houston, 1995
Melvin Hayes, T, Mississippi State, 1996-97
Zach Piller, G, Florida, 1999
Fred Miller, T, Baylor, 2000-04
Michael Roos, T, Eastern Washington, 2005-14
Dennis Kelly, T, Purdue, 2016-20
Kendall Lamm, T, Appalachian State, 2021
Dennis Daley, OL, South Carolina, 2022
Andre Dillard, T, Washington State, 2023
Jaelyn Duncan, OL, Maryland, 2024

72

Jerry Helluin, DT, Tulane, 1960
Bob Kelly, DT, New Mexico State, 1962
Dan Lanphear, DE, Wisconsin, 1962
Jack Klotz, T, Penn State, 1964
George Rice, DT, Louisiana State, 1966-70
Kevin Hunt, T, Doane (Neb.), 1973-77
Mark Koncar, T, Colorado, 1982
Brian Sochia, DT, N.W. Oklahoma, 1983-85
Kent Hill, G, Georgia Tech, 1986-87
Willis Peguese, DE, Miami (Fla.), 1990-92
Brad Hopkins, T, Illinois, 1993-2005
Hall Davis, DE, Louisiana-Lafayette, 2010
Deuce Lutui, G, Southern California, 2012
Pat McQuistan, G/T, Weber State, 2013
Michael Oher, T, Mississippi, 2014
David Quessenberry, OL, San Jose State, 2019-21
Jayden Peevy, DE, Texas A&M, 2022
Calvin Throckmorton, OL, Oregon, 2023
Leroy Watson IV, T, Texas-San Antonio, 2024

73

Dan Lanphear, DE, Wisconsin, 1960
Bob Kelly, DT, New Mexico State, 1961
Bill Herchman, DT, Texas Tech, 1962
Bob Kelly, DT, New Mexico State, 1963-64
Norman Evans, T, Texas Christian, 1965
George Allen, DT, West Texas State, 1966-67
Bob Robertson, T, Illinois, 1968
Leo Brooks, DT, Texas-Austin, 1970-72
Vernon Vanoy, DT, Kansas, 1973



ALL-TIME JERSEY NUMBERS

Greg Sampson, T, Stanford, 1973-78
Harvey Salem, T, Cal-Berkeley, 1983-86
John Davis, G/C, Georgia Tech, 1987-88
David Williams, T, Florida, 1989-95
Scott Sanderson, T, Washington State, 1997-2000
Justin Geisinger, C/G, Vanderbilt, 2006
Jake Scott, G, Idaho, 2008-11
Steve Hutchinson, G, Michigan, 2012
Jeremiah Poutasi, G/T, Utah, 2015
Jemarc Jones, OL, Ohio State, 2022
Justin Murray, OL, Cincinnati, 2023

74

George Shirkey, DT, Stephen F. Austin, 1960-61
Dudley Meredith, DT, Lamar Tech, 1963
Arthur Strahan, DE, Texas Southern, 1965
Willie Parker, DT, Arkansas AM&N, 1967-70
Gene Ferguson, T, Norfolk State, 1971-72
Lee Thomas, DE, Jackson State, 1975
Leon Gray, OT, Jackson State, 1979-81
Bruce Matthews, G/C/T, Southern California, 1983-2001

75

Don Floyd, DE, Texas Christian, 1960-68
Dudley Meredith, DT, Lamar Tech, 1968
Elbert Drungo, T, Tennessee State, 1969-77
Jesse Baker, DE, Jacksonville State (Ala.), 1979-87
Kenny Neil, DE, Iowa State*, 1987
Vince Stroth, G, Brigham Young, 1988
Craig Veasey, DT/DE, Houston, 1993
Bill Schultz, G, Southern California, 1994
Irv Eatman, T, UCLA, 1995-96
Benji Olson, G, Washington, 1998-2007
Jovan Haye, DT, Vanderbilt, 2009-10
Keyunta Dawson, DE, Texas Tech, 2012-13
Terren Jones, T, Alabama State, 2014
Antwaun Woods, NT, Southern California, 2016
Jamil Douglas, G, Arizona State, 2019-20
Dillon Radunz, OL, North Dakota State, 2021-24

76

Dalva Allen, DE, Houston, 1960
Walt Suggs, T, Mississippi State, 1962-71
Al Cowlings, LB, Southern California, 1973-74
Morris Towns, T, Missouri, 1977-83
Eric Moran, T, Washington, 1984-86
Vince Stroth, G, Brigham Young, 1987
Doug Mikolas, NT, Portland State, 1988
Jeff Alm, DT, Notre Dame, 1990-93
Jason Mathews, T, Texas A&M, 1998-2004
David Stewart, T, Mississippi State, 2005-13
Will Svitek, T, Stanford, 2014
Byron Bell, OL, New Mexico, 2015-16
Rodger Saffold III, G, Indiana, 2019-21
Andrew Rupcich, OL, Culver-Stockton, 2023-24

77

Rich Michael, T, Ohio State, 1960-66
Rich Marshall, DT, Stephen F. Austin, 1967-68
Ben Mayes, DT, Drake, 1969
Spain Musgrove, DT, Utah State, 1970
Sam Walton, T, East Texas State, 1971
Council Rudolph, DE, Kentucky State, 1972
Sid Smith, C, Southern California, 1974
Bubba Smith, DE, Michigan State, 1975-76
James Young, DE, Texas Southern, 1977-79
Angelo Fields, T, Michigan State, 1980-81
Doug France, T, Ohio State, 1983-84
Malcolm Taylor, DE, Tennessee State, 1986
Barry Pettyjohn, T, Pittsburgh, 1987

Scott Boucher, G, N.E. Louisiana*, 1987
Bruce Davis, T, UCLA, 1987-89
Kevin Donnalley, T/G, North Carolina, 1991-97
Rod Walker, DT, Troy State, 2000
Justin Hartwig, G, Kansas, 2002-05
Sean Conover, DE, Bucknell, 2006-07
Ryan Durand, G, Syracuse, 2010, 2012
Taylor Lewan, T, Michigan, 2014-22
Peter Skoronski, OL, Northwestern, 2023-24

78

Ron Morrison, T, New Mexico, 1960
Byron Beams, DT, Notre Dame, 1961
Ed Culpepper, DT, Alabama, 1962-63
Maxie Williams, G, S.E. Louisiana, 1965
Glen Ray Hines, T, Arkansas, 1966-70
Mike Tilleman, DT, Montana, 1971-72
John Matuszak, DT, Tampa, 1973
Curley Culp, DT, Arizona State, 1974-80
Nick Eyre, T, Brigham Young, 1981
Jerome Foster, DE, Ohio State, 1983-84
Don Maggs, T/G, Tulane, 1986-92
Keith McCants, DE, Alabama, 1993-94
Anthony Cook, DE/DT, South Carolina State, 1995-98
John Thornton, DT, West Virginia, 1999-2002
Todd Williams, G/T, Florida State, 2003-05
DeQuincy Scott, DE/DT, Southern Mississippi, 2006
Jacob Ford, DE, Central Arkansas, 2007-10
Leger Douzable, DE, Central Florida, 2012
Joe Looney, C, Wake Forest, 2015
Jack Conklin, T, Michigan State, 2016-19
Marshall Newsome, T, Texas Christian, 2020
Woodrow Hamilton IV, DT, Mississippi, 2021
Da'Shawn Hand, DE, Alabama, 2021
Nicholas Petit-Frere, OL, Ohio State, 2022-24

79

Orville Trask, DT, Rice, 1960-61
Pat Holmes, DE, Texas Tech, 1966-72
Jim White, DE, Colorado State, 1974-75
Ernest Kirk, DE, Howard Payne, 1977
Wilson Whitley, DT, Houston, 1983
Bryan Caldwell, DE, Arizona State, 1984
Ray Childress, DL, Texas A&M, 1985-95
Saul Patu, DT, Oregon, 2001
Kevin Aldridge, DE/DT, Southern Methodist, 2002
Marcus White, DT, Murray State, 2005
Ulrich Winkler, DE, None, 2008
Kareem Brown, DL, Miami (Fla.), 2010
Pannel Egbo, DE, Georgia, 2012
Jarius Wynn, DE, Georgia, 2012
Jamon Meredith, T, South Carolina, 2014-15
Sebastian Tretola, G, Arkansas, 2016
Isaiah Wilson, T, Georgia, 2020
Jaelyn Duncan, OL, Maryland, 2023
Lloyd Cushenberry III, C, Louisiana State, 2024

80

James Yeats, TE, Florida, 1960
Dalva Allen, DE, Houston, 1961
Gary Cutsinger, DE, Oklahoma State, 1962-67
Andy Rice, DT, Texas Southern, 1967
Gary Cutsinger, DE, Oklahoma State, 1968
Glenn Woods, DT, Prairie View, 1969
Ron Mayo, TE, Morgan State, 1973
John Little, DT, Oklahoma State, 1975-76
Harold Bailey, WR, Oklahoma State, 1982-83
Eric Mullins, WR, Stanford, 1984-85
Steve Tasker, WR, Northwestern, 1985-86
Curtis Duncan, WR, Northwestern, 1987

Leonard Harris, WR, Texas Tech*, 1987
Curtis Duncan, WR, Northwestern, 1988-93
Haywood Jeffries, WR, N.C. State, 1994
James Thornton, TE, Cal State-Fullerton, 1995
Michael Roan, TE, Wisconsin, 1996-99
Chris Coleman, WR, N.C. State, 2001
Darrell Hill, WR, Northern Illinois, 2002-04
Bo Scaife, TE, Texas, 2005-10
Visanthe Shiancoe, TE, Morgan State, 2013
Derek Hagan, WR, Arizona State, 2014
Anthony Fasano, TE, Notre Dame, 2015-16
Chester Rogers, WR, Grambling State, 2021
C.J. Board, WR, Chattanooga, 2022
Bryce Oliver, WR, Youngstown State, 2024

81

Bob McLeod, TE, Abilene Christian, 1961-65
Jim Beirne, WR, Purdue, 1968-73
John Sawyer, TE, Southern Mississippi, 1975-76
Johnnie Dirden, WR, Sam Houston, 1978
Jeff Groth, WR, Bowling Green, 1979-80
Steve Bryant, WR, Purdue, 1982-84
Ernest Givins, WR, Louisville, 1986-94
Chris Sanders, WR, Ohio State, 1995-2001
Jake Schifino, WR, Akron, 2002-04
Jason McAddley, WR, Alabama, 2004
Brandon Jones, WR, Oklahoma, 2005-08
Kevin Curtis, WR, Utah State, 2011
Brandon Barden, TE, Vanderbilt, 2012-13
Josh Stewart, WR, Oklahoma State, 2014
Rico Richardson, WR, Jackson State, 2015
Jonnu Smith, TE, Florida International, 2017-20
Racey McMath, WR, Louisiana State, 2021
Austin Hooper, TE, Stanford, 2022
Josh Whyte, TE, Cincinnati, 2023-24

82

John Carson, TE, Georgia, 1960
Ed Husmann, DT, Nebraska, 1961-65
Ron Billingsley, DT, Wyoming, 1971-72
Mack Alston, TE, Maryland State, 1974-76
Gary Garrison, WR, San Diego State, 1977
Mike Renfro, WR, Texas Christian, 1978-83
Herkie Walls, WR, Texas, 1984
Willie Drewrey, WR, West Virginia, 1985-88
Tony Jones, WR, Texas, 1990-91
Mario Bailey, WR, Washington, 1992
Travis Hannah, WR, Southern California, 1993-95
Shedrick Wilson, WR, Louisiana State, 1996
Derrick Mason, WR, Michigan State, 1997
Yancey Thigpen, WR, Winston-Salem State, 1998-2000
Eddie Berlin, WR, Northern Iowa, 2001-04
Courtney Roby, WR, Indiana, 2005-06
Biren Ealy, WR, Houston, 2007
Donnie Avery, WR, Houston, 2011
Delanie Walker, TE, Central Missouri, 2013-19

83

Ron Nery, DE, Kansas State, 1963
Willie Frazier, TE, Arkansas A&M, 1964-65, 1971
Bruce Bergey, DT, UCLA, 1971
Dave Parks, WR, Texas Tech, 1973
Jerry Broadnax, TE, Southern, 1974
Willie Frazier, TE, Arkansas A&M, 1975
Melvin Baker, WR, Texas Southern, 1976
Warren Anderson, WR, West Virginia State, 1978
Tim Smith, WR, Nebraska, 1980-86
Joey Walters, WR, Clemson, 1987
Leonard Harris, WR, Texas Tech, 1988-93
Tony Jones, WR, Texas, 1993
Malcolm Floyd (Seabron), WR, Fresno State, 1994-96



ALL-TIME JERSEY NUMBERS

Isaac Byrd, WR, Kansas, 1997-99
Mike Leach, TE, William & Mary, 2000-01
Drew Bennett, WR, UCLA, 2002-06
Eric Moulds, WR, Mississippi State, 2007
Alge Crumpler, TE, North Carolina, 2008-09
Marc Mariani, WR, Montana, 2010-13
Rico Richardson, WR, Jackson State, 2014
Harry Douglas, WR, Louisville, 2015-17
Ryan Izzo, TE, Florida State, 2021
Tyler Boyd, WR, Pittsburgh, 2024

84

Jack Atchason, TE, Western Illinois, 1960
Ron McDole, DE, Nebraska, 1962
Bill Miller, DT, New Mexico Highlands, 1962
Ray Jacobs, DT, Howard Payne, 1963
Johnny Baker, LB, Mississippi State, 1963-66
Donnie Davis, TE, Southern, 1970
Mack Alston, TE, Maryland State, 1973
Billy Johnson, WR/KR, Widener, 1974-80
Mike Holston, WR, Morgan State, 1981-84
Herkie Walls, WR, Texas, 1985
Haywood Jeffries, WR, N.C. State, 1987-93
Webster Slaughter, WR, San Diego State, 1994
Haywood Jeffries, WR, N.C. State, 1995
Willie Davis, WR, Central Arkansas, 1997-98
Roell Preston, WR, Mississippi, 1999
Larry Brown, TE, Georgia, 1999-2000
Bashir Yamini, WR, Iowa, 2000
Chris Jackson, WR, Washington State, 2000
Shad Meier, TE, Kansas State, 2001-04
Ben Troupe, TE, Florida, 2005-07
Dwayne Blakley, TE, Missouri, 2008
Mark Jones, WR, Tennessee, 2009
Randy Moss, WR, Marshall, 2010
Taylor Thompson, TE, Southern Methodist, 2012-14
Corey Davis, WR, Western Michigan, 2017-20
Nick Vannett, TE, Ohio State, 2024

85

Danny Brabham, LB, Arkansas, 1963-67
Floyd Rice, LB, Alcorn A&M, 1971-73
Tody Smith, DE, Southern California, 1974-76
Richard Ellender, WR, McNeese State, 1979
Carl Roaches, KR, Texas A&M, 1980-84
Drew Hill, WR, Georgia Tech, 1985-87
Chris Darrington, WR, Weber State*, 1987
Drew Hill, WR, Georgia Tech, 1988-91
Willie Drewrey, WR, West Virginia, 1993
Pat Carter, TE, Florida State, 1994
Derek Russell, WR, Arkansas, 1996-97
Derrick Mason, WR, Michigan State, 1998-2004
Gregg Guenther, TE, Southern California, 2005
Jonathan Orr, WR, Wisconsin, 2006
Jamie Petrowski, TE, Indiana State, 2007
Nate Washington, WR, Tiffin, 2009-14
Chase Coffman, TE, Missouri, 2015
MyCole Pruitt, TE, Southern Illinois, 2018-21
Chig Okonkwo, TE, Maryland, 2022-24

86

John White, TE, Texas Southern, 1960-61
Bucky Wegener, DT, Missouri, 1962-63
Stan Fanning, DE, Idaho, 1964
Robert Evans, E, Texas A&M, 1965
Monte Ledbetter, WR, N.W. Louisiana, 1967
Mac Haik, WR, Mississippi, 1968-71
Clifton McNeil, WR, Grambling, 1973
Nat Hawkins, WR, Nevada-Las Vegas, 1975
Mike Barber, TE, Louisiana Tech, 1977-81
Walt Arnold, TE, New Mexico, 1982
Herkie Walls, WR, Texas, 1983

Mike Akiu, WR, Hawaii, 1985-86
Oliver Williams, WR, Illinois*, 1987
Kenny Jackson, WR, Penn State, 1989
Alex Johnson, WR, Miami (Fla.), 1991
Corey Harris, WR, Vanderbilt, 1992
Damon Mays, WR, Missouri, 1992-93
Derek Russell, WR, Arkansas, 1995
Willie Davis, WR, Central Arkansas, 1996
Joey Kent, WR, Tennessee, 1997-99
Carl Pickens, WR, Tennessee, 2000
Justin McCareins, WR, Northern Illinois, 2001-03
Ben Troupe, TE, Florida, 2004
Roydell Williams, WR, Tulane, 2005-07
Daniel Graham, TE, Colorado, 2011
Chase Coffman, TE, Missouri, 2014
Andrew Turzilli, WR, Rutgers, 2015
Anthony Firkser, TE, Harvard, 2018-21
Kevin Rader, TE, Youngstown State, 2022-23

87

Charlie Hennigan, WR, N.W. Louisiana, 1961-66
Lionel Taylor, WR, New Mexico Highlands, 1967-68
Paul Zaeske, WR, North Park, 1969-70
Linzey Cole, WR, Texas Christian, 1971
Jim Butler, TE, Tulsa, 1972
Dave Smith, WR, Indiana (Pa.), 1972
Eddie Hinton, WR, Oklahoma, 1973
Emmett Edwards, WR, Kansas, 1975
Al Darby, WR, Florida, 1976
Conrad Rucker, TE, Southern, 1978-79
Dave Casper, TE, Notre Dame, 1980-83
Walt Arnold, TE, New Mexico, 1983
Jamie Williams, TE, Nebraska, 1984-87
Scott Eccles, TE, E. New Mexico*, 1987
Jamie Williams, TE, Nebraska, 1988
Bob Mrosko, TE, Penn State, 1989
Pat Coleman, WR, Mississippi, 1990-94
James McKeehan, TE, Texas A&M, 1995-97
Kevin Dyson, WR, Utah, 1998-2002
Tyrone Calico, WR, Middle Tennessee State, 2003-05
David Givens, WR, Notre Dame, 2006-07
Lavelle Hawkins, WR, California, 2008-12
Kevin Walter, WR, Eastern Michigan, 2013
Brett Brackett, TE, Penn State, 2014
Marc Mariani, WR, Montana, 2016
Eric Decker, WR, Minnesota, 2017
Geoff Swaim, TE, Texas, 2020-22

88

Albert Witcher, S, Baylor, 1960
Willard Dewveall, TE, Southern Methodist, 1961-64
Bob Poole, TE, Clemson, 1966-67
Ed Carrington, TE, Virginia, 1969
Claude Harvey, LB, Prairie View, 1970
Allen Aldridge, DE, Prairie View, 1972
Jim Beirne, WR, Purdue, 1975-76
Jimmie Giles, TE, Alcorn, 1977
Rich Caster, WR, Jackson State, 1978-80
Billy Brooks, WR, Oklahoma, 1981
Chris Dressel, TE, Stanford, 1983-86
Mitch Daum, TE, Wyoming, 1987
Chris Verhulst, TE, Chico State, 1988-89
Bernard Ford, WR, Central Florida, 1990
Gary Wellman, WR, Southern California, 1991-94
Jackie Harris, TE, N.E. Louisiana, 1998-99
Erron Kinney, TE, Florida, 2000-06
Ben Hartsock, TE, Ohio State, 2007
Craig Stevens, TE, California, 2008-15
Jace Amaro, TE, Texas Tech, 2016
Luke Stocker, TE, Tennessee, 2017-18
Marcus Johnson, WR, Texas, 2021
Trevon Wesco, TE, West Virginia, 2023

David Martin-Robinson, TE, Temple, 2024

89

Bill Groman, WR, Heidelberg, 1960-62
Dobie Craig, WR, Howard Payne, 1964
George Kinney, DE, Wylie, 1965
Bill Groman, WR, Heidelberg, 1966
Alvin Reed, TE, Prairie View, 1967-72
Earl Thomas, WR/TE, Houston, 1976
Eddie Foster, WR, Houston 1977-78
Mike McCloskey, TE, Penn State, 1983-85
Jeff Parks, TE, Auburn, 1986-87
Gerald McNeil, WR, Baylor, 1990
Frank Miotke, WR, Grand Valley State, 1991
Webster Slaughter, WR, San Diego State, 1992-93
Reggie Brown, WR, Alabama State, 1994
Frank Wycheck, TE, Maryland, 1995-2003
Cooper Wallace, TE, Auburn, 2006
Jared Cook, TE, South Carolina, 2009-12
Richard Gordon, TE, Miami (Fla.), 2014
Matthew Mulligan, TE, Maine, 2014
Phillip Supernaw, TE, Ouachita Baptist, 2015-17
Cole Wick, TE, Incarnate Word, 2018
Tommy Hudson, TE, Arizona State, 2021
Thomas Odukoya, TE, Eastern Michigan, 2024

90

George Webster, LB, Michigan State, 1967-72
Daryle Skaugstad, DT, California-Berkeley, 1981-82
Bob Hamm, DE, Nevada-Reno, 1983-84
Toby Caston, LB, Louisiana State, 1987
Ezra Johnson, DE, Morris Brown, 1990-91
Kenny Davidson, DE, Louisiana State, 1994-95
James Roberson, DE, Florida State, 1996-98
Jevon Kearse, DE, Florida, 1999-2003
Randy Starks, DT, Maryland, 2004-07
Jevon Kearse, DE, Florida, 2008-09
Marcus Howard, DE, Georgia, 2010
Derrick Morgan, DE/OLB, Georgia Tech, 2010-11
Scott Solomon, DE, Rice, 2012
Antonio Johnson, DT, Mississippi State, 2013
DaQuan Jones, DL, Penn State, 2014-20
Naquan Jones, DT, Michigan State, 2021-23
Ross Blacklock, DT, Texas Christian, 2023
Marlon Davidson, DT, Auburn, 2024

91

Greg Sampson, T, Stanford, 1972-73
Johnny Meads, LB, Nicholls State, 1984-92
Josh Evans, DT, Alabama Birmingham, 1995-99, 2001
Albert Haynesworth, DT, Tennessee, 2002
Anthony Dunn, DE, Northern Colorado, 2003
Travis LaBoy, DE, Hawaii, 2004-07
Jason Jones, DT, Eastern Michigan, 2008-11
Derrick Morgan, DE/OLB, Georgia Tech, 2012-18
Cameron Wake, OLB, Penn State, 2019
Larell Murchison, DL, North Carolina State, 2020-22
Shakel Brown, DT, Troy, 2023
Keondre Coburn, DL, Texas, 2023-24

92

Tom Briehl, LB, Stanford, 1985-87
Anthony Spears, DE, Portland State, 1989
Henry Ford, DE, Arkansas, 1994-2002
Albert Haynesworth, DT, Tennessee, 2003-08
Will Witherspoon, LB, Georgia, 2010-12
Ropati Pitoitua, DE, Washington State, 2013-15
Mehdi Abdesmad, DE, Boston College, 2016
Kevin Dodd, OLB, Clemson, 2017
Matt Dickerson, DE, UCLA, 2018-20



ALL-TIME JERSEY NUMBERS

Ola Adeniyi, OLB, Toledo, 2021-22
Jayden Peevy, DE, Texas A&M, 2023
Marlon Davidson, DT, Auburn, 2023
Jaylen Harrell, OLB, Michigan, 2024

93

Robert Lyles, LB, Texas Christian, 1984-90
Rick Graf, LB, Wisconsin, 1991-92
Jeremy Nunley, DE, Alabama, 1994-95
Mike Halapin, DT, Pittsburgh, 1996-97
Mike Sutton, DE, Louisiana State, 1998
Byron Frisch, DE, Brigham Young, 2000
Kevin Carter, DE, Florida, 2001-04
Kyle Vanden Bosch, DE, Nebraska, 2005-09
Jason Babin, DE, Western Michigan, 2010
Shaun Smith, DT, South Carolina, 2011
Mike Martin, DL, Michigan, 2012-15
Kevin Dodd, OLB, Clemson, 2016
Erik Walden, OLB, Middle Tennessee State, 2017
Reggie Gilbert, OLB, Arizona, 2019
Teair Tart, NT, Florida International, 2020-23
T'Vondre Sweat, NT, Texas, 2024

94

Frank Bush, LB, N.C. State, 1985-86
Charles Martin, DT, Livingston, 1987
Eric Larkin, T, Miami (Fla.),*, 1987
Glenn Montgomery, DT, Houston, 1989-95
Kendrick Burton, DE, Alabama, 1996
Mike Frederick, DE, Virginia, 1999
Juqua Thomas, DE, Oklahoma State, 2001-04
Jesse Mahelona, DT, Tennessee, 2006-07
Bryce Fisher, DE, Air Force, 2007
Sen'Derrick Marks, DT, Auburn, 2009-12
Sammie Hill, DT/NT, Stillman, 2013-15
Austin Johnson, DL, Penn State, 2016-19
Jack Crawford, DE, Penn State, 2020
Amani Bledsoe, DE, Oklahoma, 2021
Da'Shawn Hand, DE, Alabama, 2022
Mario Edwards Jr., DE, Florida State, 2022
Jaleel Johnson, DT, Iowa, 2023
Abdullah Anderson, DL, Bucknell, 2024

95

Allen Aldridge, DE, Prairie View, 1971

William Fuller, DE, North Carolina, 1986-87
Dwain Turner, DT, Rice*, 1987
William Fuller, DE, North Carolina, 1988-93
Kanavis McGhee, DE, Colorado, 1995
Joe Salave'a, DT, Arizona, 1998-2001
Bo Schobel, DE, Texas Christian, 2004-05
Josh Savage, DE, Utah, 2006
William Hayes, DE, Winston-Salem State, 2008-11
Kameron Wimbley, DE/OLB, Florida State, 2012-14
Angelo Blackson, DE, Auburn, 2015-16
David King, DE, Oklahoma, 2017
Anthony Rush, DT, Alabama-Birmingham, 2021
Eli Ankou, DT, UCLA, 2021
Kyle Peko, DT, Oregon State, 2021
DeMarcus Walker, DL, Florida State, 2022
Kyle Peko, DT, Oregon State, 2023

96

Sean Jones, DE, Northeastern, 1988-93
Gary Walker, DT, Auburn, 1995-98
Mike Jones, DT/DE, N.C. State, 1999
Keith Embray, DE, Utah, 2000-01
James Atkins, DT, Virginia Union, 2002-03
Jared Clauss, DT, Iowa, 2004-05
Robaire Smith, DT, Michigan State, 2006
Antonio Johnson, DT, Mississippi State, 2007
Corey Simon, DT, Florida State, 2007
Kevin Vickerson, DT, Michigan State, 2007-09
Amon Gordon, DT, Stanford, 2010
Malcolm Sheppard, DT, Arkansas, 2010-11
DaJohn Harris, DT, Southern California, 2012
Al Woods, NT, Louisiana State, 2014-16
Sylvester Williams, NT, North Carolina, 2017
Bennie Logan, DL, Louisiana State, 2018
Brent Urban, DE, Virginia, 2019
Joey Ivie, DT, Florida, 2019
Denico Autry, DL, Mississippi State, 2021-23
TK McLendon Jr., DE, Eastern Kentucky, 2024

97

Mike Johnson, DE, Illinois, 1984-85
Robert Banks, DE, Notre Dame, 1988
Lee Williams, DE, Bethune-Cookman, 1991-93
Bryant Mix, DT, Alcorn State, 1996-97
Jason Fisk, DT, Stanford, 1999-2001

Carlos Hall, DE, Arkansas, 2002-04
Tony Brown, DT, Memphis, 2006-10
Karl Klug, DT, Iowa, 2011-17
Darius Kilgo, NT, Maryland, 2018
Isaiah Mack, DT, Chattanooga, 2019-20
Caraun Reid, DT, Princeton, 2021
Kevin Strong, DE, Texas-San Antonio, 2021-22
Taylor Stallworth, DT, South Carolina, 2023
Quinton Bohanna, DL, Kentucky, 2023
James Lynch, DL, Baylor, 2024

98

Mark Studaway, DE, Tennessee, 1984
Lynn Madsen, DE, Washington, 1986
Rayford Cooks, DE, North Texas State*, 1987
Natu Tuatagaloa, DT/DE, California, 1995
Pratt Lyons, DT/DE, Troy State (Ala.), 1997-98
Robaire Smith, DT, Michigan State, 2000-03
Antwan Odom, DE, Alabama, 2004-07
Dave Ball, DE, UCLA, 2008-12
Lavar Edwards, DE, Louisiana State, 2013
Brian Orakpo, LB, Texas, 2015-18
Jeffery Simmons, DT, Mississippi State, 2019-2024

99

Ernie Ladd, DT, Grambling, 1966
Doug Smith, DT, Auburn, 1985-92
Robert Young, DE, Mississippi State, 1996
Kenny Holmes, DE, Miami (Fla.), 1997-2000
Kris Kocurek, DT, Texas Tech, 2001-02
Rien Long, DT, Washington State, 2003-06
Demetris Veal, DT, Tennessee, 2007
Amon Gordon, DT, Stanford, 2008
Eric Bakhtiari, DE, San Diego, 2009
Marques Douglas, DT, Howard, 2010
Jurrell Casey, DT, Southern California, 2011-19
Jadeveon Clowney, OLB, South Carolina, 2020
Rashad Weaver, OLB, Pittsburgh, 2021-23
Ali Gaye, OLB, Louisiana State, 2024

* Played in replacement games only

ALL-TIME PRACTICE SQUAD PLAYERS

(**Bold denotes promoted to active roster**)

1989

Bell, Billy CB
Brantley, John LB
Hartlieb, Chuck QB
Norgard, Erik C
Orlando, Bo S
Rogers, Tracy LB
Spears, Anthony DE

1990

Banes, Joey T
Coleman, Pat WR
Friberg, Keith LB/DE
Hough, Scott T
Lloyd, Doug RB
Muecke, Tom QB
Slack, Reggie QB
Snyder, Brent QB

1991

Anderson, Herbie CB
Johnson, Ezra DE

Rocker, David DT
Slack, Reggie QB
Thomas, Scott T
Wellman, Gary WR

1992

Bailey, Mario WR
Brown, Reggie WR
Campbell, Joe RB
Davis, Anthony LB
Gisler, Mike G
Gray, Terry G
Green, Anthony WR
Mays, Damon WR
Pharms, Charles S

1993

Aldridge, Melvin S
Benton, Gerald WR
Martin, Emanuel CB
Maston, Le'Shai RB
Neal, Jeff G/T
Truitt, Leroy T
Williams, James DB

Williamson, Lee QB

1994

Bailey, Mario WR
Barnes, Tomur CB
Hall, Lemanski LB
Jennings, Willie DT
Williamson, Lee QB

1995

Brown, Charlie RB
Evans, Josh DT
Harden, Linc LB
Logan, James LB
Lundy, Dennis RB
Richardson, C.J. S
Strong, Jasper WR

1996

Cole, Lee CB
Florine, Ron T
Jones, Lenoy LB
Roberson, James DE
Running, Mitch WR



ALL-TIME PRACTICE SQUAD PLAYERS

Sanders, Chris	TE	Whiting, Teag	G	Martin, Ingle	QB
1997		2003		Matua, Fred	G
Adams, Louis	LB	Blakley, Dwayne	TE	Murphy, Jason	C
George, Spencer	RB	Drumm, Brandon	FB	Otto, Mike	T
McCullough, George	CB	Dunn, Anthony	DT	Pakulak, Glenn	P
Mustafa, Isaiah	WR	Franklin, Brad	CB	Petrowski, Jamie	TE
Scharf, Tim	LB	Freeman, Rober'	CB	Snell, Isaac	G
Washington, T.J.	T	Fryzel, Jimmy	WR	Vickerson, Kevin	DT
		Harden, Cedric	DT	Wallace, Cooper	TE
1998		Jackson, Ray	RB	Winkler, Ulrich	DE
Bradley, Josh	TE	Kramer, Jordan	LB		
George, Spencer	RB	Lewis, Jermaine	WR	2008	
Gilbert, Lonnie	G	Lowe, Omare	DB	Bennett, Charles	DE
Jackson, Brad	LB	Portis, Marico	G	Datish, Doug	C/G
McElmurry, Blaine	S	Powell, Jamal	CB	Davis, Tanard	CB
Priester, Raymond	RB	Reid, Gabe	TE	Ealy, Biren	WR
Sprotte, Jimmy	LB	Smith, Steve	CB	Gordon, Amon	DT
Sutton, Mike	DE	Walker, Marquise	WR	Harris, Tuff	DB
Ward, Chris	DE			Johnson, Antonio	DT
		2004		Jones, Derrick	DT
1999		Cramer, Casey	TE	Martin, Ingle	QB
Brown, Larry	TE	Danielsen, Lane	WR	Mulligan, Matthew	TE
Bryant, Aaron	TE	Devoe, Todd	WR	Murphy, Jason	C
Embray, Keith	DE	Herring, Isaac	T	Parsons, Preston	QB
Gould, Garrett	FB	Johnson, Shawn	DE	Petrowski, Jamie	TE
Jones, Chris	LB	Kramer, Jordan	LB	Velasco, Fernando	C/G
Page, Craig	C	LeJeune, Norman	S	Williams, Cary	CB
Rafferty, Ian	G	McCoy, Derek	WR		
Roberts, Cleve	T	Payton, Jarrett	RB	2009	
Walker, Rod	DT	Portis, Marico	G	Bakhtiari, Eric	DE
Ware, Brad	S	Sandy, Justin	S	Ball, Lance	RB
		Spencer, Cody	LB	Booty, John David	QB
2000		Swaggert, Brent	T	Brown, Kareem	DL
Coleman, Chris	WR			Durand, Ryan	G
Dearth, James	TE	2005		Edison, Dominique	WR
Gavadza, Jason	TE	Anderson, Jason	WR	Ferguson II, Rodney	RB
Jackson, Chris	WR	Bergeron, David	LB	King, Mitch	DT
Koch, Aaron	G	Douglas, Robert	FB	Morris, Phillip	WR
Leach, Mike	TE	Harris, Antoine	DB	Rivera, Mike	LB
McCullough, Andy	WR	Leverette, Otis	DE	Schommer, Nick	S
Page, Craig	C	Mauck, Matt	QB	Trapasso, A.J.	P
Rafferty, Ian	G	Newberry, Jared	LB	Velasco, Fernando	C/G
Walker, Rod	DT	Payton, Jarrett	RB	Williams, Cary	CB
Yamini, Bashir	WR	Randall, Marcus	S	Williams, Paul	WR
		Rodriguez, Joel	C		
2001		Sandy, Justin	S	2010	
Alexander, Dan	RB	Small, O.J.	WR	Butler, Carson	TE
Arp, Donovan	DT	Thomas, Sloan	WR	Corcoran, Jack	FB
Chambers, Derrick	DT	Thurman, Andrae	WR	Davis, Hall	DE
Combs, Derek	RB	White, Marcus	DT	Donaldson, Herb	RB
Costa, Dave	G			Durand, Ryan	G
Kocurek, Kris	DT	2006		Edison, Dominique	WR
Natkin, Brian	TE	Conover, Sean	DE	Egboh, Pannel	DE
Patu, Saul	DT	Ganther, Quinton	RB	Gamble, Joel	FB/TE
Taylor, Chris	WR	Geisinger, Justin	G	Geer, Riar	TE
Thomas, Tarlos	T	Harris, Antoine	CB	Hansen, Jeff	G
Thweatt, Byron	LB	Matua, Fred	G	Hawkins, Chris	CB
White, Reggie	RB	Mauck, Matt	QB	Ittersagen, Pete	CB
		Nande, Terna	LB	Matthews, Kevin	C
2002		Petrowski, Jamie	TE	Rolle, Myron	S
Aldridge, Kevin	DE	Ross, Richie	WR	Trahan, Patrick	LB
Atkins, James	DT	Snell, Isaac	G		
Branch, Bruce	CB	Toone, Spencer	LB	2011	
Fletcher, Bryan	TE	Wallace, Cooper	TE	Donaldson, Herb	RB
Ford, Willie	DB			Durand, Ryan	G
Hayes, Chad	TE	2007		Egboh, Pannel	DE
Hebert, Jason	S	Allred, Colin	LB	Graham, Cameron	TE
Kassell, Brad	LB	Birdine, Larry	DE	Johnson, Robert	S
Malano, Mike	C	Cain, Jeremy	LB/FB	Kirkendoll, James	WR
Martin, Matt	T	Campbell, Kurt	LB	Kropog, Troy	T
Newson, Kendall	WR	Cole, Marquise	CB	Preston, Michael	WR
O'Leary, Dan	TE	Ealy, Biren	WR	Wheatley, Terrence	CB
White, Greg	DE	Ganther, Quinton	RB		
				2012	



ALL-TIME PRACTICE SQUAD PLAYERS

Alexander, Alvester
Barden, Brandon
 Borel, Diondre
 Clayton, Zach
 Creer, Lennon
 DeGeare, Chris
Evans, Darren
 Gibson, Thaddeus
 Hazelton, Vidal
 Horn, Tyler
 Mohamed, Mike
Mooney, Collin
Preston, Michael
 Tuimaunei, Suaesi
 Webb, Martell
Wilson, Tracy

2013

Adams, Jeff
 Anunoby, Chigbo
 Baker, George
 Charles, Stefan
 Copeland, Brandon
 Gaskins, Kendall
 Horn, Tyler
 Johnson, Oscar
 Kearse, Frank
 Netter, Al
 Ojomo, Adewale
Preston, Michael
 Ross, Rashad
 Schiltz, Adam
Smith, Rusty
 Taufa'Asau, Kurt
 Willard, Jonathan
Wooten, Khalid
Wylie, Devon

2014

Anderson, Ri'Shard
Andrews, Antonio
 Anunoby, Chigbo
 Askew, Nate
Brackett, Brett
 Charles, Orson
 Copeland, Brandon
 McCray, Justin
Moch, Dontay
 Moye, Derek
 Poehls, Will
Richardson, Rico
 Seastrunk, Lache
 Smallwood, Yawin
 Sorensen, Brad
Staples, Justin
 Sutton, Chaz
 Tanney, Alex

2015

Ankrah, Jason
Aubrey, Josh
Cudjoe-Virgill, Yannik
 Farrell, Dillon
 Fluellen, David
 Greene, Kevin
 Harwell, Nick
 Kafka, Mike
 Lutman, Gavin
 Matias, Josue
McBride, Tre
 Pierce-Brewster, Markus
 Poehls, Will
 Renner, Bryn
Richardson, Rico

Richardson, Shaquille
Staples, Justin
Tavai, J.R.
Webb, B.W.
 Westbrook, Tevin

2016

Abdesmad, Mehdi
 Barton, Karim
 Brown, Kourtnei
 Cunningham, Jerome
Fluellen, David
 Krause, Jonathan
 Leslie, Jordan
 Marz, Tyler
 Maye, K.J.
McBride, Tre
 McKinnon, Jeremiah
 Patrick, Ronald
Reed, Kalan
 Riggs, Cody
Riley, Curtis
Smith, D'Joun
Staples, Justin
Tanney, Alex
 Tavai, J.R.
Woods, Antwaun

2017

Board, C.J.
Carraway, Josh
 Cunningham, Jerome
 Durden, Kenneth
 Ferguson, Tyler
Jennings, Darius
 Johnson, Denzel
 Marz, Tyler
 Maxey, Johnny
 Moore, Steven
Muhammad, Khalfani
Pascal, Zach
 Seaton, Brad
 Semisch, Tim
 Warnsley, Julius
 Washington Jr., Tony
 Wichmann, Cody
 Woods, Antwaun

2018

Batson, Cameron
 Cunningham, Jerome
Dawkins, Dalyn
 Douglas, Jamil
Durden, Kenneth
Firkser, Anthony
 Hansen, Chad
Harris, Nigel
 Jordan, Mike
Kalu, Joshua
Kilgo, Darius
Lewis, LaTroy
 Lewis Jr., Roger
Marz, Tyler
 Morgan, Jordan
 President, Gimel
 Proehl, Austin
 Quessenberry, David
 Raymond, Kalif
 Ross, Devin
 Shelton, Coleman
 Silberman, Ian
 Simon, Deon
Spillane, Robert
 Stringfellow, Damore'ea

Vickers, Kendal
 Webb, Damon
 Woodside, Logan

2019

Bledsoe, Amani
 Davis II, Jamal
Davis, Rashard
Dawkins, Dalyn
 Durden, Kenneth
 Eligwe, Ukeme
Harris, Nigel
 Hesse, Parker
Hollister, Cody
Ivie, Joey
 Johnson, Lyndon
 Munyer, Daniel
Orr, Kareem
 Pankey, Adam
Quessenberry, David
Raymond, Kalif
Roberson, Derick
 Smith, Josh
Stinnie, Aaron
 Thompson, Trevion
 White, Papi
 Wilson, Shaun
 Woodside, Logan

2020

Adams, Paul
 Allen, Ryan
Bates, Daren
Batson, Cameron
Borders, Breon
 Brown, Miles
Compton, Will
Daniel, Trevor
 Davis II, Jamal
 Davis, Rashard
Foreman, D'Onta
 Hesse, Parker
Hollister, Cody
 Hudson, Tommy
 Kemp, Brandon
 Kizer, DeShone
Mabin, Greg
 McCann, Tucker
Munyer, Daniel
 Nelson, Picasso
Newhouse, Marshall
 Orchard, Nate
Orr, Kareem
 Orzech, Matt
Overton, Matt
Quessenberry, David
Ray, Wyatt
Reed, Brooks
 Rogers, Chester
 Siemian, Trevor
Skipper, Tuzar
Sloman, Sam
 Smith, Kobe
 Smith, Maurice
Tart, Teair
 Tavecchio, Gio

2021

Adams, Paul
 Anderson, Abdullah
Ankou, Eli
Badgley, Michael
 Barkley, Matt
Bledsoe, Amani



ALL-TIME PRACTICE SQUAD PLAYERS

Boddy-Calhoun, Briean	CB
Borders, Breon	CB
Brooks, Nate	CB
Brown, Andrew	DL
Bullock, Randy	K
Carter, Jamal	S
Carter, Shyheim	DB
Carter, Tory	FB
Clemons, Rodney	DB
Cole, Dylan	LB
DiLauro, Christian	T
Finch, Sharif	OLB
Fitzpatrick, Dez	WR
Foreman, D'Onta	RB
Forristall, Miller	TE
Fort, Austin	TE
Gray, Derwin	OL
Hamilton IV, Woodrow	DT
Hand, Da'Shawn	DE
Hart, Bobby	T
Hilliard, Dontrell	RB
Hogan, Kevin	QB
Hollister, Cody	WR
Hudson, Tommy	TE
Johnson, Jan	LB
Jones, Chris	CB
Jones, Joe	LB
Jones, Naquan	DT
Kinsey, Mason	WR
Kizer, DeShone	QB
Levin, Corey	C
Mack, Austin	WR
McDougald, Bradley	S
McNichols, Jeremy	RB
Munyer, Daniel	C
Murray, Jimmy	C
Ogbuehi, Cedric	T
Peko, Kyle	DT
Peterson, Adrian	RB
Pruitt, MyCole	TE
Reid, Caraun	DT
Roos, Jordan	G
Rowland, Chris	WR
Santoso, Ryan	K
Sargent, Mekhi	RB
Scott, Caleb	WR
Scott, Niles	NT
Simon, John	OLB
Skipper, Tuzar	OLB
Smith, Rodney	RB
Strong, Kevin	DE
Tate, Golden	WR
Wilkins, Jordan	RB

2022

Anenih, David	OLB
Auclair, Antony	TE
Board, C.J.	WR
Brooks, Curtis	DT
Brooks, Nate	DB
Brown, Kyron	CB
Carter, Shyheim	CB
Chestnut, Julius	RB
Conley, Chris	WR
DiLauro, Christian	T
Fitzpatrick, Dez	WR
Gibbens, Jack	LB
Gordon, Josh	WR
Green, Gerri	OLB
Harris, Davontae	CB
Hogan, Kevin	QB
Isidora, Danny	G
Jackson, Chris	CB
Jackson, Theo	DB

Johnson, Zack	OL
Kinsey, Mason	WR
Mabin, Greg	CB
McCloud, Zach	OLB
McKinley, Takk	OLB
Meadors, Nate	DB
Murchison, Larrell	DL
Newman, Xavier	C/G
Odukoya, Thomas	TE
Okuayinonu, Sam	DE
Parker, Steven	S
Peevy, Jayden	DE
Rader, Kevin	TE
Ray, Wyatt	OLB
Roberson Jr., Reggie	WR
Roos, Jordan	G
Rupcich, Andrew	T
Schobert, Joe	LB
Shudak, Caleb	K
Smith, Andre	LB
Smith, Eric	T
Ward, Jonathan	RB
Woodside, Logan	QB

2023

Asiasi, Devin	TE
Blacklock, Ross	DT
Campbell, Chance	LB
Carter, Shyheim	DB
Crowder, Tae	LB
Cruikshank, Dane	DB
Davidson, Marlon	DT
Domann, JoJo	LB
Dwumfour, Michael	DL
Empey, James	C
Garror, Eric	DB
Gowan, Tay	DB
Harrison, Tre'Shaun	WR
Jackson, Matthew	S
Johnson, Jaleel	DT
Jones, Joe	LB
Kinsey, Mason	WR
Marsh, Armani	DB
McLendon Jr., TK	DE
Moa, David	DT
Murray, Justin	OL
Odukoya, Thomas	TE
Ojukwu, John	OL
Okuayinonu, Sam	DE
Patrick, Jacques	RB
Peevy, Jayden	DE
Peko, Kyle	DT
Phillips, Darius	DB
Rader, Kevin	TE
Reese IV, Otis	LB
Roos, Jordan	G
Rupcich, Andrew	OL
Rush, Thomas	OLB
Sheffield, Kendall	DB
Simmons, Lachavious	OL
Smith, Shi	WR
Stallworth, Taylor	DT
Thompson, Josh	DB
Ward, Jonathan	RB
York, Cade	K
Zentner, Ty	P

2024

Agim, McTelvin	DL
Anderson, Abdullah	DL
Avery, Tre	CB
Bolton III, Curtis	LB
Brewer, Chandler	OL
Brooks, Kendell	DB

Diesch, Kellen	T
Duke, Khalid	OLB
Gifford, Luke	LB
Hambright, Arlington	G
Hardee Sr., Justin	DB
Iton, Isaiah	DL
Jeudy-Lally, Gabe	CB
Johnson, Kyron	LB
Kelley, Joshua	RB
Kendall, Anthony	CB
Kinsey, Mason	WR
Levin, Corey	C/G
Lynch, James	DL
Martin, Tay	WR
McMillan, Raekwon	LB
Morgan Jr., Stanley	WR
Narveson, Brayden	K
Odukoya, Thomas	TE
Ojukwu, John	OL
Oliver, Bryce	WR
Owens, Gervarrius	S
Prince, Isaiah	T
Siemian, Trevor	QB
Small, Jabari	RB
Spencer, Cole	G
Watson IV, Leroy	T
Worley, Daryl	DB
Wright, Matthew	K

(Bold denotes promoted to active roster)



ALL-TIME NFL EUROPA PLAYERS

(Bold denotes played on Titans active roster)

1998

McCullough, George	CB	Barcelona
Mustafa, Isaiah	WR	Barcelona
Ritchey, James	QB	Barcelona
Williams, Armon	S	Barcelona

1999

Byrd, Israel	CB	Berlin
Sutton, Mike	DE	Rhein

2000

Daft, Kevin	QB	Scotland
Glover, Phil	LB	Scotland
Ware, Brad	S	Barcelona

2001

Brown, Demario	RB	Rhein
Coleman, Chris	WR	Amsterdam
Davis, Wade	CB	Berlin
Green, Mike	RB	Barcelona

2002

Carson, Elliott	TE	Scotland
Cooper, Rafael	RB	Amsterdam
Daft, Kevin	QB	Amsterdam
Rafferty, Ian	G	Amsterdam
Raynock, Chase	T	Amsterdam
Snelling, Robbie	TE	Barcelona
Thomas, Mark	TE	Rhein
Witczak, Jason	K	Rhein

2003

Aldridge, Kevin	DE	Barcelona
Hayes, Chad	TE	Berlin

2004

Blakley, Dwayne	TE	Rhein
Branch, Mario	T	Amsterdam
Jackson, Ray	RB	Berlin
Smith, Steve	CB	Cologne
Washburn, Brady	T	Amsterdam
Wright, Thomas	S	Scotland

2005

Herrell, Ben	T	Amsterdam
LeJeune, Norman	S	Amsterdam
Massey, Sam	CB	Berlin
Payton, Jarrett	RB	Amsterdam
Smith, Joe	RB	Rhein
Strong, Derrick	DE	Rhein
Swaggert, Brent	T	Cologne

2006

Anderson, Jason	WR	Frankfurt
Erickson, Mike	G	Berlin
Newberry, Jared	LB	Frankfurt
Rodriguez, Joel	C	Berlin
Sandy, Justin	S	Frankfurt
Small, O.J.	WR	Amsterdam

2007

Adibi, Nathaniel	DE	Hamburg
Douglas, Cody	G	Cologne
Pakulak, Glenn	P	Amsterdam
Petrowski, Jamie	TE	Frankfurt
Ross, Richie	WR	Amsterdam

ALL-TIME STARTING QUARTERBACK SUMMARY (REGULAR SEASON)

Quarterback	Seasons	Wins	Losses	Ties	Pct.	Quarterback	Seasons	Wins	Losses	Ties	Pct.
George Blanda	1960-66	44	38	0	.537	Chris Chandler	1995-96	11	14	0	.440
Jacky Lee	1960-67	4	5	1	.450	Steve McNair	1995-05	76	55	0	.580
Don Trull	1964-69	4	9	2	.333	Neil O'Donnell	1999-03	6	2	0	.750
Buddy Humphrey	1966	0	1	0	.000	Billy Volek	2000-06	3	7	0	.300
Pete Beathard	1967-69	15	11	0	.577	Matt Mauck	2005	0	1	0	.000
Bob Davis	1967-69	3	2	1	.583	Vince Young	2006-10	30	17	0	.638
Charley Johnson	1970-71	3	11	0	.214	Kerry Collins	2006-10	15	17	0	.469
Jerry Rhome	1970	0	3	1	.125	Rusty Smith	2010-11	0	1	0	.000
Dan Pastorini	1971-79	53	54	0	.495	Matt Hasselbeck	2011-12	11	10	0	.524
Lynn Dickey	1971-74	2	7	1	.250	Jake Locker	2011-14	9	14	0	.391
Kent Nix	1972	0	2	0	.000	Ryan Fitzpatrick	2013	3	6	0	.333
John Hadl	1976-77	1	5	0	.167	Charlie Whitehurst	2014	1	4	0	.200
Gifford Nielsen	1978-83	3	11	0	.214	Zach Mettenberger	2014-15	0	10	0	.000
Ken Stabler	1980-81	16	12	0	.571	Marcus Mariota	2015-19	29	32	0	.475
John Reaves	1981	1	1	0	.500	Matt Cassel	2016-17	1	1	0	.500
Archie Manning	1982-83	0	8	0	.000	Blaine Gabbert	2018	2	1	0	.667
Oliver Luck	1982-86	3	6	0	.333	Ryan Tannehill	2019-23	39	24	0	.619
Warren Moon	1984-93	70	69	0	.504	Malik Willis	2022	1	2	0	.333
Brent Pease	1987-88	2	1	0	.667	Joshua Dobbs	2022	0	2	0	.000
Cody Carlson	1987-94	11	8	0	.579	Will Levis	2023-24	5	16	0	.238
Billy Joe Tolliver	1994	0	7	0	.000	Mason Rudolph	2024	1	4	0	.200
Bucky Richardson	1992-94	1	3	0	.250						



Steve McNair started 131 games for the organization from 1995-05



YEAR-BY-YEAR STARTING QUARTERBACKS

2024 (3-14)

Date	W-L	Opponent	Starter
Sept. 8	L	at Chicago	Levis
Sept. 15	L	N.Y. Jets	Levis
Sept. 22	L	Green Bay	Levis
Sept. 30	W	at Miami	Levis
Oct. 13	L	Indianapolis	Levis
Oct. 20	L	at Buffalo	Rudolph
Oct. 27	L	at Detroit	Rudolph
Nov. 3	W	New England	Rudolph
Nov. 10	L	at L.A. Chargers	Levis
Nov. 17	L	Minnesota	Levis
Nov. 24	W	at Houston	Levis
Dec. 1	L	at Washington	Levis
Dec. 8	L	Jacksonville	Levis
Dec. 15	L	Cincinnati	Levis
Dec. 22	L	at Indianapolis	Rudolph
Dec. 29	L	at Jacksonville	Rudolph
Jan. 5-6	L	Houston	Levis

Levis (2-10), Rudolph (1-4)

2023 (6-11)

Date	W-L	Opponent	Starter
Sept. 10	L	at New Orleans	Tannehill
Sept. 17	W	L.A. Chargers	Tannehill
Sept. 24	L	at Cleveland	Tannehill
Oct. 1	W	Cincinnati	Tannehill
Oct. 8	L	at Indianapolis	Tannehill
Oct. 15	L	Baltimore	Tannehill
Oct. 29	W	Atlanta	Levis
Nov. 2	L	at Pittsburgh	Levis
Nov. 12	L	at Tampa Bay	Levis
Nov. 19	L	at Jacksonville	Levis
Nov. 26	W	Carolina	Levis
Dec. 3	L	Indianapolis	Levis
Dec. 11	W	at Miami	Levis
Dec. 18	L	Houston	Levis
Dec. 24	L	Seattle	Tannehill
Dec. 31	L	at Houston	Levis
Jan. 6-7	W	Jacksonville	Tannehill

Tannehill (3-5), Levis (3-6)

2022 (7-10)

Date	W-L	Opponent	Starter
Sept. 11	L	N.Y. Giants	Tannehill
Sept. 19	L	at Buffalo	Tannehill
Sept. 25	W	Las Vegas	Tannehill
Oct. 2	W	at Indianapolis	Tannehill
Oct. 9	W	at Washington	Tannehill
Oct. 23	W	Indianapolis	Tannehill
Oct. 30	W	at Houston	Willis
Nov. 6	L	at Kansas City	Willis
Nov. 13	W	Denver	Tannehill
Nov. 17	W	at Green Bay	Tannehill
Nov. 27	L	Cincinnati	Tannehill
Dec. 4	L	at Philadelphia	Tannehill
Dec. 11	L	Jacksonville	Tannehill
Dec. 18	L	at L.A. Chargers	Tannehill
Dec. 24	L	Houston	Willis
Dec. 29	L	Dallas	Dobbs
Jan. 7	L	at Jacksonville	Dobbs

Tannehill (6-6), Willis (1-2), Dobbs (0-2)

2021 (12-5)

Date	W-L	Opponent	Starter
Sept. 12	L	Arizona	Tannehill
Sept. 19	W	at Seattle	Tannehill
Sept. 27	W	Indianapolis	Tannehill
Oct. 3	L	at N.Y. Jets	Tannehill
Oct. 10	W	at Jacksonville	Tannehill
Oct. 18	W	Buffalo	Tannehill
Oct. 24	W	Kansas City	Tannehill

Oct. 31	W	at Indianapolis	Tannehill
Nov. 7	W	at L.A. Rams	Tannehill
Nov. 14	W	New Orleans	Tannehill
Nov. 21	L	Houston	Tannehill
Nov. 28	L	at New England	Tannehill
Dec. 12	W	Jacksonville	Tannehill
Dec. 19	L	at Pittsburgh	Tannehill
Dec. 23	W	San Francisco	Tannehill
Jan. 2	W	Miami	Tannehill
Jan. 9	W	at Houston	Tannehill

Divisional

Jan. 22	L	Cincinnati	Tannehill
---------	---	------------	-----------

Tannehill (12-5, 0-1)

2020 (11-5)

Date	W-L	Opponent	Starter
Sept. 14	W	at Denver	Tannehill
Sept. 20	W	Jacksonville	Tannehill
Sept. 27	W	at Minnesota	Tannehill
Oct. 13	W	Buffalo	Tannehill
Oct. 18	W	Houston	Tannehill
Oct. 25	L	Pittsburgh	Tannehill
Nov. 1	L	at Cincinnati	Tannehill
Nov. 8	W	Chicago	Tannehill
Nov. 12	L	Indianapolis	Tannehill
Nov. 22	W	at Baltimore	Tannehill
Nov. 29	W	at Indianapolis	Tannehill
Dec. 6	L	Cleveland	Tannehill
Dec. 13	W	at Jacksonville	Tannehill
Dec. 20	W	Detroit	Tannehill
Dec. 27	L	at Green Bay	Tannehill
Jan. 3	W	at Houston	Tannehill

Wild Card

Jan. 10	L	Baltimore	Tannehill
---------	---	-----------	-----------

Tannehill (11-5, 0-1)

2019 (9-7)

Date	W-L	Opponent	Starter
Sept. 8	W	at Cleveland	Mariota
Sept. 15	L	Indianapolis	Mariota
Sept. 19	L	at Jacksonville	Mariota
Sept. 29	W	at Atlanta	Mariota
Oct. 6	L	Buffalo	Mariota
Oct. 13	L	at Denver	Mariota
Oct. 20	W	L.A. Chargers	Tannehill
Oct. 27	W	Tampa Bay	Tannehill
Nov. 3	L	at Carolina	Tannehill
Nov. 10	W	Kansas City	Tannehill
Nov. 24	W	Jacksonville	Tannehill
Dec. 1	W	at Indianapolis	Tannehill
Dec. 8	W	at Oakland	Tannehill
Dec. 15	L	Houston	Tannehill
Dec. 22	L	New Orleans	Tannehill
Dec. 30	W	at Houston	Tannehill

Wild Card

Jan. 4	W	at New England	Tannehill
--------	---	----------------	-----------

Divisional

Jan. 11	W	at Baltimore	Tannehill
---------	---	--------------	-----------

AFC Championship

Jan. 19	L	at Kansas City	Tannehill
---------	---	----------------	-----------

Mariota (2-4), Tannehill (7-3, 2-1)

2018 (9-7)

Date	W-L	Opponent	Starter
Sept. 9	L	at Miami	Mariota
Sept. 16	W	Houston	Gabbert
Sept. 23	W	at Jacksonville	Gabbert
Sept. 30	W	Philadelphia	Mariota
Oct. 7	L	at Buffalo	Mariota
Oct. 14	L	Baltimore	Mariota
Oct. 21	L	at L.A. Chargers	Mariota

Nov. 5	W	at Dallas	Mariota
Nov. 11	W	New England	Mariota
Nov. 18	L	at Indianapolis	Mariota
Nov. 26	L	at Houston	Mariota
Dec. 2	W	N.Y. Jets	Mariota
Dec. 6	W	Jacksonville	Mariota
Dec. 16	W	at N.Y. Giants	Mariota
Dec. 22	W	Washington	Mariota
Dec. 30	L	Indianapolis	Gabbert

Mariota (7-6), Gabbert (2-1)

2017 (9-7)

Date	W-L	Opponent	Starter
Sept. 10	L	Oakland	Mariota
Sept. 17	W	at Jacksonville	Mariota
Sept. 24	W	Seattle	Mariota
Oct. 1	L	at Houston	Mariota
Oct. 8	L	at Miami	Cassel
Oct. 16	W	Indianapolis	Mariota
Oct. 22	W	at Cleveland	Mariota
Nov. 5	W	Baltimore	Mariota
Nov. 12	W	Cincinnati	Mariota
Nov. 16	L	at Pittsburgh	Mariota
Nov. 26	W	at Indianapolis	Mariota
Dec. 3	W	Houston	Mariota
Dec. 10	L	at Arizona	Mariota
Dec. 17	L	at San Francisco	Mariota
Dec. 24	L	Los Angeles Rams	Mariota
Dec. 31	W	Jacksonville	Mariota

Wild Card

Jan. 6	W	at Kansas City	Mariota
--------	---	----------------	---------

Divisional

Jan. 13	L	at New England	Mariota
---------	---	----------------	---------

Mariota (9-6, 1-1), Cassel (0-1)

2016 (9-7)

Date	W-L	Opponent	Starter
Sept. 11	L	Minnesota	Mariota
Sept. 18	W	at Detroit	Mariota
Sept. 25	L	Oakland	Mariota
Oct. 2	L	at Houston	Mariota
Oct. 9	W	at Miami	Mariota
Oct. 16	W	Cleveland	Mariota
Oct. 23	L	Indianapolis	Mariota
Oct. 27	W	Jacksonville	Mariota
Nov. 6	L	at San Diego	Mariota
Nov. 13	W	Green Bay	Mariota
Nov. 20	L	at Indianapolis	Mariota
Nov. 27	W	at Chicago	Mariota
Dec. 11	W	Denver	Mariota
Dec. 18	W	at Kansas City	Mariota
Dec. 24	L	at Jacksonville	Mariota
Jan. 1	W	Houston	Cassel

Mariota (8-7), Cassel (1-0)

2015 (3-13)

Date	W-L	Opponent	Starter
Sept. 13	W	at Tampa Bay	Mariota
Sept. 20	L	at Cleveland	Mariota
Sept. 27	L	Indianapolis	Mariota
Oct. 11	L	Buffalo	Mariota
Oct. 18	L	Miami	Mariota
Oct. 25	L	Atlanta	Mettenberger
Nov. 1	L	at Houston	Mettenberger
Nov. 8	W	at New Orleans	Mariota
Nov. 15	L	Carolina	Mariota
Nov. 19	L	at Jacksonville	Mariota
Nov. 29	L	Oakland	Mariota
Dec. 6	W	Jacksonville	Mariota
Dec. 13	L	at N.Y. Jets	Mariota



YEAR-BY-YEAR STARTING QUARTERBACKS

Dec. 20	L	at New England	Mariota
Dec. 27	L	Houston	Mettenberger
Jan. 3	L	at Indianapolis	Mettenberger

Mariota (3-9), Mettenberger (0-4)

2014 (2-14)

Date	W-L	Opponent	Starter
Sept. 7	W	at Kansas City	Locker
Sept. 14	L	Dallas	Locker
Sept. 21	L	at Cincinnati	Locker
Sept. 28	L	at Indianapolis	Whitehurst
Oct. 5	L	Cleveland	Locker
Oct. 12	W	Jacksonville	Whitehurst
Oct. 19	L	at Washington	Whitehurst
Oct. 26	L	Houston	Mettenberger
Nov. 9	L	at Baltimore	Mettenberger
Nov. 17	L	Pittsburgh	Mettenberger
Nov. 23	L	at Philadelphia	Mettenberger
Nov. 30	L	at Houston	Mettenberger
Dec. 7	L	N.Y. Giants	Mettenberger
Dec. 14	L	N.Y. Jets	Locker
Dec. 18	L	at Jacksonville	Whitehurst
Dec. 28	L	Indianapolis	Whitehurst

Locker (1-4), Whitehurst (1-4), Mettenberger (0-6)

2013 (7-9)

Date	W-L	Opponent	Starter
Sept. 8	W	at Pittsburgh	Locker
Sept. 15	L	at Houston	Locker
Sept. 22	W	San Diego	Locker
Sept. 29	W	N.Y. Jets	Locker
Oct. 6	L	Kansas City	Fitzpatrick
Oct. 13	L	at Seattle	Fitzpatrick
Oct. 20	L	San Francisco	Locker
Nov. 3	W	at St. Louis	Locker
Nov. 10	L	Jacksonville	Locker
Nov. 14	L	Indianapolis	Fitzpatrick
Nov. 24	W	at Oakland	Fitzpatrick
Dec. 1	L	at Indianapolis	Fitzpatrick
Dec. 8	L	at Denver	Fitzpatrick
Dec. 15	L	Arizona	Fitzpatrick
Dec. 22	W	at Jacksonville	Fitzpatrick
Dec. 29	W	Houston	Fitzpatrick

Locker (4-3), Fitzpatrick (3-6)

2012 (6-10)

Date	W-L	Opponent	Starter
Sept. 9	L	New England	Locker
Sept. 16	L	at San Diego	Locker
Sept. 23	W	Detroit	Locker
Sept. 30	L	at Houston	Locker
Oct. 7	L	at Minnesota	Hasselbeck
Oct. 11	W	Pittsburgh	Hasselbeck
Oct. 21	W	at Buffalo	Hasselbeck
Oct. 28	L	Indianapolis	Hasselbeck
Nov. 4	L	Chicago	Hasselbeck
Nov. 11	W	at Miami	Locker
Nov. 25	L	at Jacksonville	Locker
Dec. 2	L	Houston	Locker
Dec. 9	L	at Indianapolis	Locker
Dec. 17	W	N.Y. Jets	Locker
Dec. 23	L	at Green Bay	Locker
Dec. 30	W	Jacksonville	Locker

Locker (4-7), Hasselbeck (2-3)

2011 (9-7)

Date	W-L	Opponent	Starter
Sept. 11	L	at Jacksonville	Hasselbeck
Sept. 18	W	Baltimore	Hasselbeck
Sept. 25	W	Denver	Hasselbeck

Oct. 2	W	at Cleveland	Hasselbeck
Oct. 9	L	at Pittsburgh	Hasselbeck
Oct. 23	L	Houston	Hasselbeck
Oct. 30	W	Indianapolis	Hasselbeck
Nov. 6	L	Cincinnati	Hasselbeck
Nov. 13	W	at Carolina	Hasselbeck
Nov. 20	L	at Atlanta	Hasselbeck
Nov. 27	W	Tampa Bay	Hasselbeck
Dec. 4	W	at Buffalo	Hasselbeck
Dec. 11	L	New Orleans	Hasselbeck
Dec. 18	L	at Indianapolis	Hasselbeck
Dec. 24	W	Jacksonville	Hasselbeck
Jan. 1	W	at Houston	Hasselbeck

Hasselbeck (9-7)

2010 (6-10)

Date	W-L	Opponent	Starter
Sept. 12	W	Oakland	Young
Sept. 19	L	Pittsburgh	Young
Sept. 26	W	at N.Y. Giants	Young
Oct. 3	L	Denver	Young
Oct. 10	W	at Dallas	Young
Oct. 18	W	at Jacksonville	Young
Oct. 24	W	Philadelphia	Collins
Oct. 31	L	at San Diego	Young
Nov. 14	L	at Miami	Collins
Nov. 21	L	Washington	Young
Nov. 28	L	at Houston	Smith
Dec. 5	L	Jacksonville	Collins
Dec. 9	L	Indianapolis	Collins
Dec. 19	W	Houston	Collins
Dec. 26	L	at Kansas City	Collins
Jan. 2	L	at Indianapolis	Collins

Young (4-4), Collins (2-5), Smith (0-1)

2009 (8-8)

Date	W-L	Opponent	Starter
Sept. 10	L	at Pittsburgh	Collins
Sept. 20	L	Houston	Collins
Sept. 27	L	at N.Y. Jets	Collins
Oct. 4	L	at Jacksonville	Collins
Oct. 11	L	Indianapolis	Collins
Oct. 18	L	at New England	Collins
Nov. 1	W	Jacksonville	Young
Nov. 8	W	at San Francisco	Young
Nov. 15	W	Buffalo	Young
Nov. 23	W	at Houston	Young
Nov. 29	W	Arizona	Young
Dec. 6	L	at Indianapolis	Young
Dec. 13	W	St. Louis	Young
Dec. 20	W	Miami	Young
Dec. 25	L	San Diego	Young
Jan. 3	W	at Seattle	Young

Young (8-2), Collins (0-6)

2008 (13-3)

Date	W-L	Opponent	Starter
Sept. 7	W	Jacksonville	Young
Sept. 14	W	at Cincinnati	Collins
Sept. 21	W	Houston	Collins
Sept. 28	W	Minnesota	Collins
Oct. 5	W	at Baltimore	Collins
Oct. 19	W	at Kansas City	Collins
Oct. 27	W	Indianapolis	Collins
Nov. 2	W	Green Bay	Collins
Nov. 9	W	at Chicago	Collins
Nov. 16	W	at Jacksonville	Collins
Nov. 23	L	N.Y. Jets	Collins
Nov. 27	W	at Detroit	Collins
Dec. 7	W	Cleveland	Collins
Dec. 14	L	at Houston	Collins
Dec. 21	W	Pittsburgh	Collins

Dec. 28	L	at Indianapolis	Collins
---------	---	-----------------	---------

Divisional

Jan. 10	L (P)	Baltimore	Collins
---------	-------	-----------	---------

Young (1-0), Collins (12-3, 0-1)

2007 (10-6)

Date	W-L	Opponent	Starter
Sept. 9	W	at Jacksonville	Young
Sept. 16	L	Indianapolis	Young
Sept. 24	W	at New Orleans	Young
Oct. 7	W	Atlanta	Young
Oct. 14	L	at Tampa Bay	Young
Oct. 21	W	at Houston	Collins
Oct. 28	W	Oakland	Young
Nov. 4	W	Carolina	Young
Nov. 11	L	Jacksonville	Young
Nov. 19	L	at Denver	Young
Nov. 25	L	at Cincinnati	Young
Dec. 2	W	Houston	Young
Dec. 9	L	San Diego	Young
Dec. 16	W	at Kansas City	Young
Dec. 23	W	N.Y. Jets	Young
Dec. 30	W	at Indianapolis	Young

Wild Card

Jan. 6	L (P)	at San Diego	Young
--------	-------	--------------	-------

Young (9-6, 0-1), Collins (1-0)

2006 (8-8)

Date	W-L	Opponent	Starter
Sept. 10	L	N.Y. Jets	Collins
Sept. 17	L	at San Diego	Collins
Sept. 24	L	at Miami	Collins
Oct. 1	L	Dallas	Young
Oct. 8	L	at Indianapolis	Young
Oct. 15	W	at Washington	Young
Oct. 29	W	Houston	Young
Nov. 5	L	at Jacksonville	Young
Nov. 12	L	Baltimore	Young
Nov. 19	W	at Philadelphia	Young
Nov. 26	W	N.Y. Giants	Young
Dec. 3	W	Indianapolis	Young
Dec. 10	W	at Houston	Young
Dec. 17	W	Jacksonville	Young
Dec. 24	W	at Buffalo	Young
Dec. 31	L	New England	Young

Young (8-5), Collins (0-3)

2005 (4-12)

Date	W-L	Opponent	Starter
Sept. 11	L	at Pittsburgh	McNair
Sept. 18	W	Baltimore	McNair
Sept. 25	L	at St. Louis	McNair
Oct. 2	L	Indianapolis	McNair
Oct. 9	W	at Houston	McNair
Oct. 16	L	Cincinnati	McNair
Oct. 23	L	at Arizona	Volek
Oct. 30	L	Oakland	McNair
Nov. 6	L	at Cleveland	McNair
Nov. 20	L	Jacksonville	McNair
Nov. 27	W	San Francisco	McNair
Dec. 4	L	at Indianapolis	McNair
Dec. 11	W	Houston	McNair
Dec. 18	L	Seattle	McNair
Dec. 24	L	at Miami	McNair
Jan. 1	L	at Jacksonville	Mauck

McNair (4-10), Volek (0-1), Mauck (0-1)

2004 (5-11)

Date	W-L	Opponent	Starter
Sept. 11	W	at Miami	McNair
Sept. 19	L	Indianapolis	McNair



YEAR-BY-YEAR STARTING QUARTERBACKS

Sept. 26	L	Jacksonville	McNair
Oct. 3	L	at San Diego	Volek
Oct. 11	W	at Green Bay	McNair
Oct. 17	L	Houston	McNair
Oct. 24	L	at Minnesota	McNair
Oct. 31	W	Cincinnati	Volek
Nov. 14	L	Chicago	Volek
Nov. 21	W	at Jacksonville	McNair
Nov. 28	L	at Houston	McNair
Dec. 5	L	at Indianapolis	Volek
Dec. 13	L	Kansas City	Volek
Dec. 19	L	at Oakland	Volek
Dec. 25	L	Denver	Volek
Jan. 2	W	Detroit	Volek

Volek (2-6), McNair (3-5)

2003 (12-4)

Date	W-L	Opponent	Starter
Sept. 7	W	Oakland	McNair
Sept. 14	L	at Indianapolis	McNair
Sept. 21	W	New Orleans	McNair
Sept. 28	W	at Pittsburgh	McNair
Oct. 5	L	at New England	McNair
Oct. 12	W	Houston	McNair
Oct. 19	W	at Carolina	McNair
Oct. 26	W	at Jacksonville	McNair
Nov. 9	W	Miami	McNair
Nov. 16	W	Jacksonville	McNair
Nov. 23	W	at Atlanta	McNair
Dec. 1	L	at N.Y. Jets	McNair
Dec. 7	L	at Indianapolis	McNair
Dec. 14	W	Buffalo	Volek
Dec. 21	W	at Houston	McNair
Dec. 28	W	Tampa Bay	O'Donnell

Wild Card

Jan. 3 W (P) at Baltimore McNair

Divisional

Jan. 10 L (P) at New England McNair

McNair (10-4, 1-1), Volek (1-0), O'Donnell (1-0)

2002 (11-5)

Date	W-L	Opponent	Starter
Sept. 8	W	Philadelphia	McNair
Sept. 15	L	at Dallas	McNair
Sept. 22	L	Cleveland	McNair
Sept. 28	L	at Oakland	McNair
Oct. 6	L	Washington	McNair
Oct. 13	W	Jacksonville	McNair
Oct. 27	W	at Cincinnati	McNair
Nov. 3	W	at Indianapolis	McNair
Nov. 10	W	Houston	McNair
Nov. 17	W	Pittsburgh	McNair
Nov. 24	L	at Baltimore	McNair
Dec. 1	W	at N.Y. Giants	McNair
Dec. 8	W	Indianapolis	McNair
Dec. 16	W	New England	McNair
Dec. 22	W	at Jacksonville	McNair
Dec. 29	W	at Houston	McNair

Divisional

Jan. 11 W (P) Pittsburgh McNair

AFC Championship

Jan. 19 L (P) at Oakland McNair

McNair (11-5, 1-1)

2001 (7-9)

Date	W-L	Opponent	Starter
Sept. 9	L	Miami	McNair
Sept. 23	L	at Jacksonville	O'Donnell
Oct. 7	L	at Baltimore	McNair
Oct. 14	W	Tampa Bay	McNair
Oct. 21	W	at Detroit	McNair

Oct. 29	L	at Pittsburgh	McNair
Nov. 4	W	Jacksonville	McNair
Nov. 12	L	Baltimore	McNair
Nov. 18	W	at Cincinnati	McNair
Nov. 25	L	Pittsburgh	McNair
Dec. 2	W	at Cleveland	McNair
Dec. 9	L	at Minnesota	McNair
Dec. 16	W	Green Bay	McNair
Dec. 22	W	at Oakland	McNair
Dec. 30	L	Cleveland	McNair
Jan. 6	L	Cincinnati	McNair

McNair (7-8), O'Donnell (0-1)

2000 (13-3)

Date	W-L	Opponent	Starter
Sept. 3	L	at Buffalo	McNair
Sept. 10	W	Kansas City	McNair
Sept. 24	W	at Pittsburgh	O'Donnell
Oct. 1	W	N.Y. Giants	McNair
Oct. 8	W	at Cincinnati	McNair
Oct. 16	W	Jacksonville	McNair
Oct. 22	W	at Baltimore	McNair
Oct. 30	W	at Washington	McNair
Nov. 5	W	Pittsburgh	McNair
Nov. 12	L	Baltimore	McNair
Nov. 19	W	Cleveland	McNair
Nov. 26	L	at Jacksonville	McNair
Dec. 3	W	at Philadelphia	McNair
Dec. 10	W	Cincinnati	McNair
Dec. 17	W	at Cleveland	McNair
Dec. 25	W	Dallas	McNair

Divisional

Jan. 7 L (P) Baltimore McNair

McNair (12-3, 0-1), O'Donnell (1-0)

1999 (13-3)

Date	W-L	Opponent	Starter
Sept. 12	W	Cincinnati	McNair
Sept. 19	W	Cleveland	O'Donnell
Sept. 26	W	at Jacksonville	O'Donnell
Oct. 3	L	at San Francisco	O'Donnell
Oct. 10	W	Baltimore	O'Donnell
Oct. 17	W	at New Orleans	O'Donnell
Oct. 31	W	St. Louis	McNair
Nov. 7	L	at Miami	McNair
Nov. 14	W	at Cincinnati	McNair
Nov. 21	W	Pittsburgh	McNair
Nov. 28	W	at Cleveland	McNair
Dec. 5	L	at Baltimore	McNair
Dec. 9	W	Oakland	McNair
Dec. 19	W	Atlanta	McNair
Dec. 26	W	Jacksonville	McNair
Jan. 2	W	at Pittsburgh	McNair

Wild Card

Jan. 8 W (P) Buffalo McNair

Divisional

Jan. 16 W (P) at Indianapolis McNair

AFC Championship

Jan. 23 W (P) at Jacksonville McNair

Super Bowl XXXIV

Jan. 30 L (P) St. Louis McNair

McNair (9-2, 3-1), O'Donnell (4-1)

1998 (8-8)

Date	W-L	Opponent	Starter
Sept. 6	W	at Cincinnati	McNair
Sept. 13	L	San Diego	McNair
Sept. 20	L	at New England	McNair
Sept. 27	L	Jacksonville	McNair
Oct. 11	W	at Baltimore	McNair
Oct. 18	W	Cincinnati	McNair

Oct. 25	L	Chicago	McNair
Nov. 1	W	at Pittsburgh	McNair
Nov. 8	W	at Tampa Bay	McNair
Nov. 15	W	Pittsburgh	McNair
Nov. 22	L	N.Y. Jets	McNair
Nov. 29	L	at Seattle	McNair
Dec. 6	W	Baltimore	McNair
Dec. 13	W	at Jacksonville	McNair
Dec. 20	L	at Green Bay	McNair
Dec. 26	L	Minnesota	McNair

McNair (8-8)

1997 (8-8)

Date	W-L	Opponent	Starter
Aug. 31	W	Oakland	McNair
Sept. 7	L	at Miami	McNair
Sept. 21	L	Baltimore	McNair
Sept. 28	L	at Pittsburgh	McNair
Oct. 5	L	at Seattle	McNair
Oct. 12	W	Cincinnati	McNair
Oct. 19	W	Washington	McNair
Oct. 26	W	at Arizona	McNair
Nov. 2	L	Jacksonville	McNair
Nov. 9	W	N.Y. Giants	McNair
Nov. 16	L	at Jacksonville	McNair
Nov. 23	W	Buffalo	McNair
Nov. 27	W	at Dallas	McNair
Dec. 4	L	at Cincinnati	McNair
Dec. 14	L	at Baltimore	McNair
Dec. 21	W	Pittsburgh	McNair

McNair (8-8)

1996 (8-8)

Date	W-L	Opponent	Starter
Sept. 1	L	Kansas City	Chandler
Sept. 8	W	at Jacksonville	Chandler
Sept. 15	W	Baltimore	Chandler
Sept. 29	L	at Pittsburgh	Chandler
Oct. 6	W	at Cincinnati	Chandler
Oct. 13	W	at Atlanta	Chandler
Oct. 20	W	Pittsburgh	Chandler
Oct. 27	L	San Francisco	Chandler
Nov. 3	L	at Seattle	McNair
Nov. 10	W	at New Orleans	Chandler
Nov. 17	L	Miami	Chandler
Nov. 24	L	Carolina	Chandler
Dec. 1	W	N.Y. Jets	McNair
Dec. 8	L	Jacksonville	McNair
Dec. 15	L	Cincinnati	Chandler
Dec. 22	W	at Baltimore	McNair

Chandler (6-6), McNair (2-2)

1995 (7-9)

Date	W-L	Opponent	Starter
Sept. 3	W	at Jacksonville	Chandler
Sept. 10	L	Pittsburgh	Chandler
Sept. 17	L	Cleveland	Furrer
Sept. 24	W	at Cincinnati	Chandler
Oct. 1	L	Jacksonville	Chandler
Oct. 8	L	at Minnesota	Chandler
Oct. 22	L	at Chicago	Chandler
Oct. 29	W	Tampa Bay	Chandler
Nov. 5	W	at Cleveland	Chandler
Nov. 12	L	Cincinnati	Chandler
Nov. 19	L	at Kansas City	Chandler
Nov. 26	W	Denver	Chandler
Dec. 3	L	at Pittsburgh	Chandler
Dec. 10	L	Detroit	Chandler
Dec. 17	W	N.Y. Jets	McNair
Dec. 24	W	Buffalo	McNair

Chandler (5-8), McNair (2-0), Furrer (0-1)



YEAR-BY-YEAR STARTING QUARTERBACKS

1994 (2-14)

Date	W-L	Opponent	Starter
Sept. 4	L	at Indianapolis	Carlson
Sept. 11	L	at Dallas	Richardson
Sept. 18	L	Buffalo	Richardson
Sept. 25	W	Cincinnati	Carlson
Oct. 3	L	at Pittsburgh	Carlson
Oct. 13	L	Cleveland	Richardson
Oct. 24	L	at Philadelphia	Carlson
Oct. 30	L	at L.A. Raiders	Tolliver
Nov. 6	L	Pittsburgh	Carlson
Nov. 13	L	at Cincinnati	Tolliver
Nov. 21	L	N.Y. Giants	Tolliver
Nov. 27	L	at Cleveland	Tolliver
Dec. 4	L	Arizona	Tolliver
Dec. 11	L	Seattle	Tolliver
Dec. 18	L	at Kansas City	Tolliver
Dec. 24	W	N.Y. Jets	Richardson

Tolliver (0-7), Carlson (1-4), Richardson (1-3)

1993 (12-4)

Date	W-L	Opponent	Starter
Sept. 5	L	at New Orleans	Moon
Sept. 12	W	Kansas City	Moon
Sept. 19	L	at San Diego	Moon
Sept. 26	L	L.A. Rams	Moon
Oct. 11	L	at Buffalo	Moon
Oct. 17	W	at New England	Carlson
Oct. 24	W	Cincinnati	Moon
Nov. 7	W	Seattle	Moon
Nov. 14	W	at Cincinnati	Moon
Nov. 21	W	at Cleveland	Moon
Nov. 28	W	Pittsburgh	Moon
Dec. 5	W	Atlanta	Moon
Dec. 12	W	Cleveland	Moon
Dec. 19	W	at Pittsburgh	Moon
Dec. 25	W	at San Francisco	Moon
Jan. 2	W	N.Y. Jets	Carlson

Divisional

Jan. 16 L (P) Kansas City Moon

Moon (10-4, 0-1), Carlson (2-0)

1992 (10-6)

Date	W-L	Opponent	Starter
Sept. 6	L	Pittsburgh	Moon
Sept. 13	W	at Indianapolis	Moon
Sept. 20	W	Kansas City	Moon
Sept. 27	W	San Diego	Moon
Oct. 11	W	at Cincinnati	Moon
Oct. 18	L	at Denver	Moon
Oct. 25	W	Cincinnati	Moon
Nov. 1	L	at Pittsburgh	Moon
Nov. 8	L	Cleveland	Moon
Nov. 15	W	at Minnesota	Moon
Nov. 22	L	at Miami	Carlson
Nov. 26	W	at Detroit	Carlson
Dec. 7	W	Chicago	Carlson
Dec. 13	L	Green Bay	Carlson
Dec. 20	W	at Cleveland	Carlson
Dec. 27	W	Buffalo	Carlson

Wild Card

Jan. 3 L (P) at Buffalo Moon

Moon (6-4, 0-1), Carlson (4-2)

1991 (11-5)

Date	W-L	Opponent	Starter
Sept. 1	W	L.A. Raiders	Moon
Sept. 8	W	at Cincinnati	Moon
Sept. 16	W	Kansas City	Moon
Sept. 22	L	at New England	Moon
Oct. 6	W	Denver	Moon

Oct. 13	W	at N.Y. Jets	Moon
Oct. 20	W	at Miami	Moon
Oct. 27	W	Cincinnati	Moon
Nov. 3	L	at Washington	Moon
Nov. 10	W	Dallas	Moon
Nov. 17	W	Cleveland	Moon
Nov. 24	L	at Pittsburgh	Moon
Dec. 2	L	Philadelphia	Moon
Dec. 8	W	Pittsburgh	Moon
Dec. 15	W	at Cleveland	Moon
Dec. 21	L	at N.Y. Giants	Moon

Wild Card

Dec. 29 W (P) N.Y. Jets Moon

Divisional

Jan. 4 L (P) at Denver Moon

Moon (11-5, 1-1)

1990 (9-7)

Date	W-L	Opponent	Starter
Sept. 9	L	at Atlanta	Moon
Sept. 16	L	at Pittsburgh	Moon
Sept. 23	W	Indianapolis	Moon
Sept. 30	W	at San Diego	Moon
Oct. 7	L	San Francisco	Moon
Oct. 14	W	Cincinnati	Moon
Oct. 21	W	New Orleans	Moon
Oct. 28	L	N.Y. Jets	Moon
Nov. 4	L	at L.A. Rams	Moon
Nov. 18	W	at Cleveland	Moon
Nov. 25	W	Buffalo	Moon
Dec. 2	L	at Seattle	Moon
Dec. 9	W	Cleveland	Moon
Dec. 16	W	at Kansas City	Moon
Dec. 23	L	at Cincinnati	Moon
Dec. 30	W	Pittsburgh	Carlson

Wild Card

Jan. 6 L (P) at Cincinnati Carlson

Moon (8-7), Carlson (1-0, 0-1)

1989 (9-7)

Date	W-L	Opponent	Starter
Sept. 10	L	at Minnesota	Moon
Sept. 17	W	at San Diego	Moon
Sept. 24	L	Buffalo	Moon
Oct. 1	W	Miami	Moon
Oct. 8	L	at New England	Moon
Oct. 15	W	at Chicago	Moon
Oct. 22	W	Pittsburgh	Moon
Oct. 29	L	at Cleveland	Moon
Nov. 5	W	Detroit	Moon
Nov. 13	W	Cincinnati	Moon
Nov. 19	W	L.A. Raiders	Moon
Nov. 26	L	at Kansas City	Moon
Dec. 3	W	at Pittsburgh	Moon
Dec. 10	W	Tampa Bay	Moon
Dec. 17	L	at Cincinnati	Moon
Dec. 23	L	Cleveland	Moon

Wild Card

Dec. 31 L (P) Pittsburgh Moon

Moon (9-7, 0-1)

1988 (10-6)

Date	W-L	Opponent	Starter
Sept. 4	W	at Indianapolis	Moon
Sept. 11	W	L.A. Raiders	Carlson
Sept. 18	L	at N.Y. Jets	Carlson
Sept. 25	W	New England	Carlson
Oct. 2	L	at Philadelphia	Carlson

Oct. 9	W	Kansas City	Carlson
Oct. 16	W	at Pittsburgh	Moon
Oct. 23	L	at Cincinnati	Moon
Oct. 30	W	Washington	Moon
Nov. 7	W	Cleveland	Moon
Nov. 13	L	at Seattle	Moon
Nov. 20	W	Phoenix	Moon
Nov. 24	W	at Dallas	Moon
Dec. 4	L	Pittsburgh	Moon
Dec. 11	W	Cincinnati	Moon
Dec. 18	L	at Cleveland	Moon

Wild Card

Dec. 24 W (P) at Cleveland Moon

Divisional

Jan. 1 L (P) at Buffalo Moon

Moon (7-4, 1-1), Carlson (3-2)

1987 (9-6)

Date	W-L	Opponent	Starter
Sept. 13	W	L.A. Rams	Moon
Sept. 20	L	at Buffalo	Moon
Oct. 4	W	at Denver	Pease
Oct. 11	W	at Cleveland	Pease
Oct. 18	L	New England	Pease
Oct. 25	W	Atlanta	Moon
Nov. 1	W	at Cincinnati	Moon
Nov. 8	L	at San Francisco	Moon
Nov. 15	W	at Pittsburgh	Moon
Nov. 22	L	Cleveland	Moon
Nov. 29	L	at Indianapolis	Moon
Dec. 6	W	San Diego	Moon
Dec. 13	L	at New Orleans	Moon
Dec. 20	W	Pittsburgh	Moon
Dec. 27	W	Cincinnati	Moon

Wild Card

Jan. 3 W (P) Seattle Moon

Divisional

Jan. 10 L (P) at Denver Moon

Moon (7-5, 1-1), Pease (2-1)

1986 (5-11)

Date	W-L	Opponent	Starter
Sept. 7	W	at Green Bay	Moon
Sept. 14	L	Cleveland	Moon
Sept. 21	L	at Kansas City	Moon
Sept. 28	L	Pittsburgh	Moon
Oct. 5	L	at Detroit	Moon
Oct. 12	L	Chicago	Moon
Oct. 19	L	at Cincinnati	Moon
Oct. 26	L	L.A. Raiders	Moon
Nov. 2	L	at Miami	Moon
Nov. 9	W	Cincinnati	Moon
Nov. 16	L	at Pittsburgh	Moon
Nov. 23	W	Indianapolis	Moon
Nov. 30	L	at Cleveland	Moon
Dec. 7	L	at San Diego	Luck
Dec. 14	W	Minnesota	Moon
Dec. 21	W	Buffalo	Moon

Moon (5-10), Luck (0-1)

1985 (5-11)

Date	W-L	Opponent	Starter
Sept. 8	W	Miami	Moon
Sept. 15	L	at Washington	Moon
Sept. 22	L	at Pittsburgh	Moon
Sept. 29	L	Dallas	Moon
Oct. 6	L	at Denver	Moon
Oct. 13	L	Cleveland	Moon



YEAR-BY-YEAR STARTING QUARTERBACKS

Oct. 20	W	Cincinnati	Moon
Oct. 27	W	at St. Louis	Moon
Nov. 3	W	Kansas City	Moon
Nov. 10	L	at Buffalo	Moon
Nov. 17	L	Pittsburgh	Moon
Nov. 24	W	San Diego	Luck
Dec. 1	L	at Cincinnati	Luck
Dec. 8	L	N.Y. Giants	Moon
Dec. 15	L	at Cleveland	Moon
Dec. 22	L	at Indianapolis	Moon

Moon (4-10), Luck (1-1)

1984 (3-13)

Date	W-L	Opponent	Starter
Sept. 2	L	L.A. Raiders	Moon
Sept. 9	L	Indianapolis	Moon
Sept. 16	L	at San Diego	Moon
Sept. 23	L	at Atlanta	Moon
Sept. 30	L	New Orleans	Moon
Oct. 7	L	at Cincinnati	Moon
Oct. 14	L	at Miami	Moon
Oct. 21	L	San Francisco	Moon
Oct. 28	L	Cincinnati	Moon
Nov. 4	L	at Pittsburgh	Moon
Nov. 11	W	at Kansas City	Moon
Nov. 18	W	N.Y. Jets	Moon
Nov. 25	L	at Cleveland	Moon
Dec. 2	W	Pittsburgh	Moon
Dec. 9	L	at L.A. Rams	Moon
Dec. 16	L	Cleveland	Moon

Moon (3-13)

1983 (2-14)

Date	W-L	Opponent	Starter
Sept. 4	L	Green Bay	Manning
Sept. 11	L	at L.A. Raiders	Manning
Sept. 18	L	Pittsburgh	Manning
Sept. 25	L	at Buffalo	Nielsen
Oct. 2	L	at Pittsburgh	Nielsen
Oct. 9	L	Denver	Nielsen
Oct. 16	L	at Minnesota	Nielsen
Oct. 23	L	Kansas City	Nielsen
Oct. 30	L	at Cleveland	Nielsen
Nov. 6	L	Cincinnati	Nielsen
Nov. 13	W	Detroit	Luck
Nov. 20	L	at Cincinnati	Luck
Nov. 27	L	at Tampa Bay	Luck
Dec. 4	L	Miami	Luck
Dec. 11	W	Cleveland	Luck
Dec. 18	L	at Baltimore	Luck

Nielsen (0-7), Luck (2-4), Manning (0-3)

1982 (1-8)

Date	W-L	Opponent	Starter
Sept. 12	L	at Cincinnati	Nielsen
Sept. 19	W	Seattle	Nielsen
Nov. 21	L	Pittsburgh	Nielsen
Nov. 28	L	at New England	Manning
Dec. 5	L	at N.Y. Giants	Manning
Dec. 13	L	Dallas	Manning
Dec. 19	L	at Philadelphia	Manning
Dec. 26	L	Cleveland	Manning
Jan. 2	L	Cincinnati	Nielsen

Nielsen (1-3), Manning (0-5)

1981 (7-9)

Date	W-L	Opponent	Starter
Sept. 6	W	at L.A. Rams	Stabler
Sept. 13	W	at Cleveland	Stabler
Sept. 20	L	Miami	Stabler
Sept. 27	L	at N.Y. Jets	Stabler

Oct. 4	W	Cincinnati	Stabler
Oct. 11	W	Seattle	Stabler
Oct. 18	L	at New England	Stabler
Oct. 26	L	at Pittsburgh	Stabler
Nov. 1	L	at Cincinnati	Stabler
Nov. 8	W	Oakland	Reaves
Nov. 15	L	at Kansas City	Reaves
Nov. 22	L	New Orleans	Stabler
Nov. 29	L	Atlanta	Stabler
Dec. 3	W	Cleveland	Stabler
Dec. 13	L	at San Francisco	Nielsen
Dec. 20	W	Pittsburgh	Nielsen

Stabler (5-7), Reaves (1-1), Nielsen (1-1)

1980 (11-5)

Date	W-L	Opponent	Starter
Sept. 7	L	at Pittsburgh	Stabler
Sept. 15	W	at Cleveland	Stabler
Sept. 21	W	Baltimore	Stabler
Sept. 28	W	at Cincinnati	Stabler
Oct. 5	L	Seattle	Stabler
Oct. 12	L	at Kansas City	Stabler
Oct. 19	W	Tampa Bay	Stabler
Oct. 26	W	Cincinnati	Stabler
Nov. 2	W	at Denver	Stabler
Nov. 10	W	New England	Stabler
Nov. 16	W	at Chicago	Stabler
Nov. 23	L	at N.Y. Jets	Stabler
Nov. 30	L	Cleveland	Stabler
Dec. 4	W	Pittsburgh	Stabler
Dec. 14	W	at Green Bay	Stabler
Dec. 21	W	Minnesota	Stabler

Wild Card

Dec. 28 L (P) at Oakland Stabler

Stabler (11-5, 0-1)

1979 (11-5)

Date	W-L	Opponent	Starter
Sept. 2	W	at Washington	Pastorini
Sept. 9	L	at Pittsburgh	Pastorini
Sept. 16	W	Kansas City	Nielsen
Sept. 23	W	at Cincinnati	Pastorini
Sept. 30	W	Cleveland	Pastorini
Oct. 7	L	St. Louis	Pastorini
Oct. 14	W	at Baltimore	Pastorini
Oct. 21	L	at Seattle	Pastorini
Oct. 28	W	N.Y. Jets	Pastorini
Nov. 5	W	at Miami	Pastorini
Nov. 11	W	Oakland	Pastorini
Nov. 18	W	Cincinnati	Pastorini
Nov. 22	W	at Dallas	Pastorini
Dec. 2	L	at Cleveland	Pastorini
Dec. 10	W	Pittsburgh	Pastorini
Dec. 16	L	Philadelphia	Pastorini

Wild Card

Dec. 23 W (P) Denver Pastorini

Divisional

Dec. 29 W (P) at San Diego Nielsen

AFC Championship

Jan. 6 L (P) at Pittsburgh Pastorini

Pastorini (10-5, 1-1), Nielsen (1-0, 1-0)

1978 (10-6)

Date	W-L	Opponent	Starter
Sept. 3	L	at Atlanta	Pastorini
Sept. 10	W	at Kansas City	Pastorini
Sept. 17	W	San Francisco	Pastorini
Sept. 24	L	L.A. Rams	Pastorini
Oct. 1	W	at Cleveland	Pastorini
Oct. 8	L	at Oakland	Pastorini
Oct. 15	W	Buffalo	Pastorini

Oct. 23	W	at Pittsburgh	Pastorini
Oct. 29	L	at Cincinnati	Pastorini
Nov. 5	W	Cleveland	Pastorini
Nov. 12	W	at New England	Pastorini
Nov. 20	W	Miami	Pastorini
Nov. 26	W	Cincinnati	Pastorini
Dec. 3	L	Pittsburgh	Pastorini
Dec. 10	W	at New Orleans	Pastorini
Dec. 17	L	San Diego	Pastorini

Wild Card

Dec. 24 W (P) at Miami Pastorini

Divisional

Dec. 31 W (P) at New England Pastorini

AFC Championship

Jan. 7 L (P) at Pittsburgh Pastorini

Pastorini (10-6, 2-1)

1977 (8-6)

Date	W-L	Opponent	Starter
Sept. 18	W	N.Y. Jets	Pastorini
Sept. 25	W	at Green Bay	Pastorini
Oct. 2	L	at Miami	Pastorini
Oct. 9	W	Pittsburgh	Pastorini
Oct. 16	L	Cleveland	Hadl
Oct. 23	L	at Pittsburgh	Pastorini
Oct. 30	L	at Cincinnati	Hadl
Nov. 6	W	Chicago	Pastorini
Nov. 13	L	at Oakland	Pastorini
Nov. 20	W	at Seattle	Pastorini
Nov. 27	W	Kansas City	Pastorini
Dec. 4	L	Denver	Pastorini
Dec. 11	W	at Cleveland	Pastorini
Dec. 18	W	Cincinnati	Pastorini

Pastorini (8-4), Hadl (0-2)

1976 (5-9)

Date	W-L	Opponent	Starter
Sept. 12	W	Tampa Bay	Pastorini
Sept. 19	W	at Buffalo	Pastorini
Sept. 26	L	Oakland	Pastorini
Oct. 3	W	at New Orleans	Pastorini
Oct. 10	W	Denver	Pastorini
Oct. 17	L	at San Diego	Pastorini
Oct. 24	L	Cincinnati	Pastorini
Nov. 1	L	at Baltimore	Pastorini
Nov. 7	L	Cleveland	Pastorini
Nov. 14	L	at Cincinnati	Hadl
Nov. 21	L	at Pittsburgh	Hadl
Nov. 28	W	Atlanta	Hadl
Dec. 5	L	at Cleveland	Hadl
Dec. 11	L	Pittsburgh	Pastorini

Pastorini (4-6), Hadl (1-3)

1975 (10-4)

Date	W-L	Opponent	Starter
Sept. 21	W	at New England	Pastorini
Sept. 28	W	San Diego	Pastorini
Oct. 5	L	Cincinnati	Pastorini
Oct. 12	W	at Cleveland	Pastorini
Oct. 19	W	Washington	Pastorini
Oct. 26	W	Detroit	Pastorini
Nov. 2	W	at Kansas City	Pastorini
Nov. 9	L	at Pittsburgh	Pastorini
Nov. 16	W	Miami	Pastorini
Nov. 24	L	Pittsburgh	Pastorini
Nov. 30	L	at Cincinnati	Pastorini
Dec. 7	W	at San Francisco	Pastorini
Dec. 14	W	at Oakland	Pastorini
Dec. 21	W	Cleveland	Pastorini

Pastorini (10-4)



YEAR-BY-YEAR STARTING QUARTERBACKS

1974 (7-7)

Date	W-L	Opponent	Starter
Sept. 15	W	San Diego	Dickey
Sept. 22	L	at Cleveland	Dickey
Sept. 29	L	Kansas City	Dickey
Oct. 6	L	Pittsburgh	Dickey
Oct. 13	L	at Minnesota	Pastorini
Oct. 20	L	St. Louis	Pastorini
Oct. 27	W	at Cincinnati	Pastorini
Nov. 3	W	at N.Y. Jets	Pastorini
Nov. 10	W	at Buffalo	Pastorini
Nov. 17	W	Cincinnati	Pastorini
Nov. 24	L	Dallas	Pastorini
Dec. 1	W	at Pittsburgh	Pastorini
Dec. 8	L	at Denver	Pastorini
Dec. 15	W	Cleveland	Pastorini

Pastorini (6-4), Dickey (1-3)

1973 (1-13)

Date	W-L	Opponent	Starter
Sept. 16	L	at N.Y. Giants	Pastorini
Sept. 23	L	at Cincinnati	Pastorini
Sept. 30	L	Pittsburgh	Pastorini
Oct. 7	L	L.A. Rams	Pastorini
Oct. 14	L	Denver	Pastorini
Oct. 21	L	at Cleveland	Pastorini
Oct. 28	L	at Chicago	Pastorini
Nov. 4	W	at Baltimore	Dickey
Nov. 11	L	Cleveland	Dickey
Nov. 18	L	at Kansas City	Dickey
Nov. 25	L	New England	Dickey
Dec. 2	L	Oakland	Pastorini
Dec. 9	L	at Pittsburgh	Pastorini
Dec. 16	L	Cincinnati	Pastorini

Pastorini (0-10), Dickey (1-3)

1972 (1-13)

Date	W-L	Opponent	Starter
Sept. 17	L	at Denver	Pastorini
Sept. 24	L	at Miami	Pastorini
Oct. 1	W	N.Y. Jets	Pastorini
Oct. 9	L	Oakland	Pastorini
Oct. 15	L	at Pittsburgh	Pastorini
Oct. 22	L	Cleveland	Pastorini
Oct. 29	L	at Cincinnati	Pastorini
Nov. 5	L	at Cleveland	Pastorini
Nov. 12	L	Philadelphia	Pastorini
Nov. 19	L	Green Bay	Pastorini
Nov. 26	L	at San Diego	Pastorini
Dec. 3	L	at Atlanta	Nix
Dec. 10	L	Pittsburgh	Pastorini
Dec. 17	L	Cincinnati	Nix

Pastorini (1-11), Nix (0-2)

1971 (4-9-1)

Date	W-L	Opponent	Starter
Sept. 19	L	at Cleveland	Johnson
Sept. 26	L	Kansas City	Johnson
Oct. 3	T	New Orleans	Dickey
Oct. 10	L	at Washington	Johnson
Oct. 17	L	Detroit	Pastorini
Oct. 24	L	at Pittsburgh	Pastorini
Oct. 31	W	Cincinnati	Pastorini
Nov. 7	L	at New England	Pastorini
Nov. 14	L	at Oakland	Dickey
Nov. 21	L	at Cincinnati	Pastorini
Nov. 28	L	Cleveland	Johnson
Dec. 5	W	Pittsburgh	Pastorini
Dec. 12	W	at Buffalo	Pastorini
Dec. 19	W	San Diego	Pastorini

Johnson (0-4), Pastorini (4-4), Dickey (0-1-1)

1970 (3-10-1)

Date	W-L	Opponent	Starter
Sept. 20	W	at Pittsburgh	Johnson
Sept. 27	L	Miami	Johnson
Oct. 4	W	at Cincinnati	Johnson
Oct. 11	L	Baltimore	Johnson
Oct. 18	L	Pittsburgh	Johnson
Oct. 25	T	at San Diego	Rhome
Nov. 1	L	at St. Louis	Rhome
Nov. 8	L	at Kansas City	Johnson
Nov. 15	L	San Francisco	Johnson
Nov. 22	L	at Cleveland	Johnson
Nov. 29	W	Denver	Johnson
Dec. 7	L	Cleveland	Johnson
Dec. 13	L	Cincinnati	Rhome
Dec. 20	L	at Dallas	Rhome

Johnson (3-7), Rhome (0-3-1)

1969 (6-6-2)

Date	W-L	Opponent	Starter
Sept. 14	L	at Oakland	Beathard
Sept. 21	W	at Buffalo	Beathard
Sept. 28	W	Miami	Beathard
Oct. 5	W	Buffalo	Beathard
Oct. 12	L	at Kansas City	Beathard
Oct. 20	L	at N.Y. Jets	Beathard
Oct. 26	W	Denver	Beathard
Nov. 2	L	at Boston	Beathard
Nov. 9	T	Cincinnati	Trull
Nov. 16	T	at Denver	Trull
Nov. 23	W	at Miami	Beathard
Nov. 27	L	San Diego	Beathard
Dec. 6	L	N.Y. Jets	Trull
Dec. 14	W	Boston	Beathard

Playoff

Dec. 21 L (P) at Oakland Beathard

Beathard (6-5, 0-1), Trull (0-1-2)

1968 (7-7)

Date	W-L	Opponent	Starter
Sept. 9	L	Kansas City	Beathard
Sept. 14	W	at Miami	Beathard
Sept. 21	L	at San Diego	Beathard
Sept. 29	L	Oakland	Beathard
Oct. 6	L	Miami	Davis
Oct. 13	W	at Boston	Davis
Oct. 20	L	N.Y. Jets	Davis
Oct. 27	W	at Buffalo	Trull
Nov. 3	W	at Cincinnati	Trull
Nov. 10	L	at N.Y. Jets	Trull
Nov. 17	W	Denver	Beathard
Nov. 28	L	at Kansas City	Beathard
Dec. 7	W	Buffalo	Beathard
Dec. 15	W	Boston	Trull

Beathard (3-4), Trull (3-1), Davis (1-2)

1967 (9-4-1)

Date	W-L	Opponent	Starter
Sept. 9	L	Kansas City	Lee
Sept. 17	W	at Buffalo	Lee
Sept. 24	L	at San Diego	Lee
Oct. 1	W	Denver	Davis
Oct. 15	T	at N.Y. Jets	Davis
Oct. 22	W	at Kansas City	Beathard
Oct. 29	W	Buffalo	Beathard
Nov. 5	L	at Boston	Beathard
Nov. 12	W	at Denver	Beathard
Nov. 26	W	Boston	Beathard
Dec. 3	W	Miami	Beathard
Dec. 10	L	Oakland	Beathard

Dec. 16 W San Diego Beathard
Dec. 23 W at Miami Beathard

AFL Championship

Dec. 31 L (P) at Oakland Beathard

Beathard (7-2, 0-1), Lee (1-2), Davis (1-0-1)

1966 (3-11)

Date	W-L	Opponent	Starter
Sept. 3	W	Denver	Blanda
Sept. 10	W	Oakland	Blanda
Sept. 18	L	at N.Y. Jets	Blanda
Sept. 25	L	at Buffalo	Blanda
Oct. 2	L	at Denver	Blanda
Oct. 16	W	N.Y. Jets	Blanda
Oct. 23	L	Miami	Blanda
Oct. 30	L	at Kansas City	Blanda
Nov. 6	L	at Oakland	Trull
Nov. 13	L	at Boston	Trull
Nov. 20	L	Buffalo	Trull
Dec. 4	L	San Diego	Trull
Dec. 11	L	Boston	Humphrey
Dec. 18	L	at Miami	Trull

Blanda (3-5), Trull (0-5), Humphrey (0-1)

1965 (4-10)

Date	W-L	Opponent	Starter
Sept. 12	W	N.Y. Jets	Blanda
Sept. 19	W	Boston	Blanda
Sept. 26	L	at Oakland	Blanda
Oct. 3	L	at San Diego	Blanda
Oct. 17	L	at Denver	Blanda
Oct. 24	W	Kansas City	Trull
Oct. 31	W	at Buffalo	Trull
Nov. 7	L	Oakland	Blanda
Nov. 14	L	Denver	Blanda
Nov. 21	L	at N.Y. Jets	Blanda
Nov. 28	L	at Kansas City	Blanda
Dec. 5	L	Buffalo	Blanda
Dec. 12	L	San Diego	Trull
Dec. 18	L	at Boston	Blanda

Blanda (2-9), Trull (2-1)

1964 (4-10)

Date	W-L	Opponent	Starter
Sept. 12	L	at San Diego	Blanda
Sept. 19	W	Oakland	Blanda
Sept. 27	W	at Denver	Blanda
Oct. 4	L	at Kansas City	Blanda
Oct. 11	L	Buffalo	Blanda
Oct. 17	L	at N.Y. Jets	Blanda
Oct. 25	L	San Diego	Blanda
Nov. 1	L	at Buffalo	Blanda
Nov. 6	L	at Boston	Blanda
Nov. 15	L	at Oakland	Blanda
Nov. 22	L	Kansas City	Trull
Nov. 29	L	Boston	Blanda
Dec. 13	W	N.Y. Jets	Blanda
Dec. 20	W	Denver	Blanda

Blanda (4-9), Trull (0-1)

1963 (6-8)

Date	W-L	Opponent	Starter
Sept. 7	L	Oakland	Blanda
Sept. 14	W	Denver	Blanda
Sept. 22	L	at N.Y. Jets	Blanda
Sept. 28	W	Buffalo	Blanda
Oct. 6	L	Kansas City	Blanda
Oct. 13	W	Denver	Blanda
Oct. 20	W	Buffalo	Blanda
Oct. 27	W	Kansas City	Blanda
Nov. 1	L	at Boston	Blanda



YEAR-BY-YEAR STARTING QUARTERBACKS

Nov. 10	W	N.Y. Jets	Blanda
Dec. 1	L	at San Diego	Blanda
Dec. 8	L	Boston	Blanda
Dec. 15	L	San Diego	Lee
Dec. 22	L	at Oakland	Blanda

Blanda (6-7), Lee (0-1)

1962 (11-3)

Date	W-L	Opponent	Starter
Sept. 9	W	at Buffalo	Blanda
Sept. 16	L	at Boston	Blanda
Sept. 23	W	at San Diego	Blanda
Oct. 7	W	Buffalo	Blanda
Oct. 14	W	N.Y. Titans	Blanda
Oct. 21	L	at Denver	Blanda
Oct. 28	L	Dallas	Blanda
Nov. 4	W	at Dallas	Blanda
Nov. 11	W	at Oakland	Blanda
Nov. 18	W	Boston	Blanda
Nov. 25	W	San Diego	Blanda
Dec. 2	W	Denver	Blanda
Dec. 9	W	Oakland	Blanda
Dec. 15	W	at N.Y. Titans	Blanda

AFL Championship

Dec. 23	L (P)	Dallas	Blanda
---------	-------	--------	--------

Blanda (11-3, 0-1)

1961 (10-3-1)

Date	W-L	Opponent	Starter
Sept. 9	W	Oakland	Blanda
Sept. 24	L	at San Diego	Blanda
Oct. 1	L	at Dallas	Blanda
Oct. 8	L	Buffalo	Lee
Oct. 13	T	at Boston	Lee
Oct. 22	W	Dallas	Lee
Oct. 29	W	at Buffalo	Blanda
Nov. 5	W	at Denver	Blanda
Nov. 12	W	Boston	Blanda
Nov. 19	W	N.Y. Titans	Blanda
Nov. 26	W	Denver	Blanda
Dec. 3	W	San Diego	Blanda
Dec. 10	W	at N.Y. Titans	Blanda
Dec. 17	W	at Oakland	Blanda

AFL Championship

Dec. 24	W (P)	at San Diego	Blanda
---------	-------	--------------	--------

Blanda (9-2, 1-0), Lee (1-1-1)

1960 (10-4)

Date	W-L	Opponent	Starter
Sept. 11	W	at Oakland	Blanda
Sept. 18	W	L.A. Chargers	Blanda
Sept. 25	L	Oakland	Blanda

Oct. 9	W	N.Y. Titans	Blanda
Oct. 16	W	Dallas	Blanda
Oct. 23	W	at N.Y. Titans	Blanda
Oct. 30	L	at Buffalo	Blanda
Nov. 6	W	at Denver	Blanda
Nov. 13	L	at L.A. Chargers	Blanda
Nov. 20	W	Denver	Lee
Nov. 25	W	at Boston	Lee
Dec. 4	L	at Dallas	Lee
Dec. 11	W	Buffalo	Blanda
Dec. 18	W	Boston	Blanda

AFL Championship

Jan. 1	W (P)	L.A. Chargers	Blanda
--------	-------	---------------	--------

Blanda (8-3, 1-0), Lee (2-1)

ALL-TIME ALL-PRO SELECTIONS

AFL ALL-PRO

- 1960** George Blanda, QB (Honorable Mention, UPI)
 Billy Cannon, RB (Second Team, UPI, OF)
 Mike Dukes, LB (First Team, UPI)
 Don Floyd, DE (Honorable Mention, UPI)
 Bill Groman, E (First Team, UPI, OF)
 Charlie Hennigan, RB (Honorable Mention, UPI)
 Al Jamison, T (First Team, AP, Second Team OF)
 Mark Johnston, S (First Team, AP, Second Team, UPI, OF)
 Rich Michael, T (First Team, UPI, OF)
 Dennit Morris, LB (Second Team OF, Honorable Mention, UPI)
 Jim Norton, S (Honorable Mention, UPI)
 Hugh Pitts, LB (Honorable Mention, UPI)
 Dave Smith, (First Team, AP, UPI, OF)
 Julian Spence, CB (First Team, UPI)
 Orville Trask, DT (Second Team, UPI, OF)
 Fred Wallner, T (Honorable Mention, UPI)
- 1961** Tony Banfield, CB (First Team, AP, UPI, OF, SN, Second Team, NY)
 George Blanda, QB (First Team, AP, UPI, OF, SN, NY)
 Billy Cannon, HB (First Team, AP, UPI, OF, SN, NY)
 Don Floyd, DE (First Team, OF)
 Bill Groman, E (First Team, AP, SN, Second Team, UPI, NY)
 Charlie Hennigan, E (First Team, AP, UPI, OF, SN, NY)
 Ed Husmann, DT (Second Team, UPI, NY)
 Al Jamison, T (First Team, AP, UPI, OF, SN, NY)
 Mark Johnston, S (First Team, NY)
 Jim Norton, S (Second Team, UPI, NY)
 Bob Schmidt, C (Second Team, OF)
 Bob Talamini, G (Second Team, OF, UPI)
 Charley Tolar, FB (Second Team, UPI, OF)
- 1962** Tony Banfield, CB, (First Team, AP, UPI, OF)
 George Blanda, QB (Second Team, AP, UPI)
 Doug Cline, OLB (Second Team, AP UPI)
 Don Floyd, DE (First Team, AP, UPI, OF)
 Charlie Hennigan, E (First Team, AP, UPI, OF)
 Ed Husmann, DT (First Team AP, UPI)
 Al Jamison, T (First Team, AP, UPI)
 Jim Norton, S (First Team, UPI, Second Team, AP)
 Bob Schmidt, C (Second Team, AP, UPI)
 Bob Talamini, G (First Team UPI, OF)
 Charley Tolar, FB (Second Team, AP, UPI)
- 1963** Tony Banfield, CB (First Team, AP, UPI, OF, PF)

- George Blanda, QB (Second Team, AP, NY)
 Doug Cline, OLB (Second Team, AP, NY, UPI)
 Don Floyd, DE (Second Team, NY)
 Fred Glick, S (First Team, AP, UPI, OF, NEA, NY)
 Charlie Hennigan, E (Second Team, NEA, NY, Honorable Mention, AP)
 Ed Husmann, DT (Second Team, UPI)
 Bobby Jancik, S (Second Team, NY, Honorable Mention, AP, UPI)
 Rich Michael, T (Honorable Mention, UPI)
 Bob Schmidt, C (Second Team, UPI, NEA)
 Bob Talamini, G (First Team, AP, OF, NEA, NY, Second Team, UPI)
 Hogan Wharton, G (Honorable Mention, AP)
- 1964** Sonny Bishop, T (Second Team, UPI)
 Sid Blanks, T (Second Team, UPI)
 Don Floyd, DE (Second Team, UPI)
 Fred Glick, S (First Team, OF, Second Team, NEA)
 Charlie Hennigan, E (First Team, AP, UPI, NEA, OF, NY)
 Pete Jaquess, CB (Second Team, AP)
 Bob Talamini, G (First Team, NEA, OF, Second Team, AP, UPI, NY)
- 1965** Sonny Bishop, G (Second Team, NY)
 Ode Burrell, RB (Second Team, NY)
 Willie Frazier, TE (First Team, AP, UPI, OF, NEA, NY)
 W.K. Hicks, CB (Second Team, AP, UPI, NY)
 Bob Talamini, G (First Team, AP, UPI, OF, NY)
- 1966** Johnny Baker, OLB (Second Team, NEA)
 George Blanda, K (Second Team, NY)
 Walter Suggs, T (Second Team, UPI, NEA)
 Bob Talamini, G (First Team, OF, Second Team, UPI, NEA, NY)
- 1967** Miller Farr, CB (First Team, AP, UPI, NEA, SN, FN, NY, DE)
 Hoyle Granger, RB (Second Team, AP, UPI, NEA)
 Pat Holmes, DE (First Team, AP, UPI, NEA, FN, DE, Second Team, SN, NY)
 Bobby Maples, C (Second Team, AP, UPI, NY)
 Jim Norton, S (First Team, FN, DE, Second Team, AP, UPI, NY)
 Walter Suggs, T (First Team, SN, FN, Second Team, AP, UPI, NEA)
 Bob Talamini, G (First Team, AP, UPI, NEA, SN, FN, DE)
 George Webster, OL (First Team, AP, UPI, NEA, SN, FN, NY, DE)
- 1968** Miller Farr, CB (First Team, PF, AP, UPI, NEA, SN, FN, NY, FW)
 Hoyle Granger, RB (Second Team, FN)
 Ken Houston, S (Second Team, SN, NEA)
 Alvin Reed, TE (First Team, SN, FN, NY, Second Team, AP, UPI)
 Walter Suggs, T (First Team, SN, Second Team, AP, UPI, NEA, FN)
 George Webster, OLB (First Team, PF, WA, AP, UPI, NEA, SN, FN,



NY, FW)
1969 Elvin Bethea, DE (Second Team, UPI)
 Sonny Bishop, G (Second Team, SN, Honorable Mention, UPI)
 Garland Boyette, MLB (Honorable Mention, UPI)
 Miller Farr, CB (First Team, SN, Second Team, AP, UPI, NEA, NY, SI)
 Hoyle Granger, RB (Second Team, SI, Honorable Mention, UPI, PF)
 Ken Houston, S (First Team, NY, SI, Second Team, AP, UPI, SN, FN)
 Alvin Reed, TE (First Team, SN, Second Team, AP, UPI, NEA, NY, SI, PF)
 Tom Regner, G (Honorable Mention, UPI)
 George Webster, OLB (First Team, WA, AP, UPI, NEA, SN, NY, SI, PF, Second Team, HF, NEA)
 Walter Suggs, T (Second Team, AP, UPI, NEA, NY)

NFL ALL-PRO

1970 Ken Houston, S (Second Team, NEA)
1971 Ken Houston, S (First Team, DZ, TP, FW, Second Team, WA, NEA, FN)
1972 Ken Houston, S (Second Team, WA, NEA)
1973 Elvin Bethea, DE (Second Team, NEA)
1975 Elvin Bethea, DE (First Team, FN, CP, Second Team, AP, NEA)
 Robert Brazile, OLB (First Team, DZ)
 Curley Culp, DT (First Team, AP, WA, NEA, NY, FW)
 Billy Johnson, KR (First Team, FW, Second Team, FN)
1976 Robert Brazile, OLB (First Team, WA, FN, NY, Second Team, AP)
1977 Robert Brazile, OLB (First Team, NEA, Second Team, AP)
 Ken Burrough, WR (Second Team, AP, NEA)
 Curley Culp, DT (Second Team, NEA)
 Billy Johnson, KR (First Team, AP, WA, TP, NY, FX, CP, RS, FW)
1978 Elvin Bethea, DE (Second Team, NEA)
 Robert Brazile, OLB (First Team, AP, WA, NEA, CP, FW)
 Earl Campbell, RB (First Team, AP, WA, NEA, CP, DZ, NY, FX, FW)
 Curley Culp, DT (Second Team, AP, NEA)
1979 Elvin Bethea, DE (Second Team, AP)
 Robert Brazile, OLB (First Team, AP, FW, NEA, WA)
 Earl Campbell, RB (First Team, AP, SN, FW, NEA, WA)
 Curly Culp, DT (Second Team, AP)
 Toni Fritsch, PK (First Team, AP, WA, NEA, DZ)
 Leon Gray, T (First Team, AP, WA, NEA, CP, FW)
 Vernon Perry, S (First Team, DZ)
 Mike Reinfeldt, S (First Team, AP, WA, NEA, CP, NY, FX, FW)
1980 Gregg Bingham, ILB (First Team, FX)
 Robert Brazile, OLB (First Team, WA, NEA, SN, CP, FD, FX, FW, Second Team, AP)
 Earl Campbell, RB (First Team, AP, WA, NEA, SN, CP, FD, DZ, NY, FX, FW)
 Leon Gray, T (First Team, AP, WA, SN, FD, FW, Second Team, NEA)
 Bob Young, G (First Team, FD)
1981 Gregg Bingham, ILB (Honorable Mention, DH)
 Robert Brazile, OLB (Second Team, AP, DH)
 Earl Campbell, RB (First Team, CP, Second Team, DH)
 Dave Casper, TE (Honorable Mention, DH)
 Vernon Perry, S (First Team, CP, Honorable Mention, DH)
1982 Earl Campbell, RB (Honorable Mention, DH)
 Dave Casper, TE (Honorable Mention, OA)
1983 Earl Campbell, RB (Honorable Mention, DH)
 Mike Munchak, G (Second Team, NEA)
1984 Mike Munchak, G (Second Team, NEA, DH)
1985 Bo Eason, S (Second Team, NEA)
 Bruce Matthews, T (Honorable Mention, DH)
 Mike Munchak, T (First Team, FD, Second Team, AP, NEA, DH)
1986 Bruce Matthews, T (Third Team, GN)
1987 Keith Bostic, S (First Team, NEA, FD, FI, Second Team, AP, DH)
 Ray Childress, DE (Honorable Mention, DH)
 Ernest Givins, WR (Honorable Mention, DH)
 Warren Moon, QB (Honorable Mention, DH)
 Mike Munchak, G (First Team, AP, WA, NEA, SN, FO, FD, TP, DH)
 Mike Rozier, RB (Honorable Mention, DH)
1988 Patrick Allen, CB (Honorable Mention, AP)
 Keith Bostic, S (Honorable Mention, AP)
 Ray Childress, DE (Second Team, AP, NEA, CP, FD, Honorable

LEGEND

AP - Associated Press
CP - College & Pro Football Newsweekly
DMN - Dallas Morning News
DB - Dick Butkus Football Network
DE - Detroit News
DH - Don Heinrich (Pro Football Scouts)
DP - Diet Pepsi Rookie of the Year
DZ - Paul Zimmerman (N.Y. Post, 1969 -78; Sports Ill., 1979-present)
FD - Football Digest
FI - NFL Films
FN - Football News
FO - Gordon Forbes, USA Today
FW - Pro Football Weekly
FX - Larry Fox, N.Y. Daily News
GN - Gannett News Service
HF - Pro Football Hall of Fame
JT - Joe Theismann
NA - The National
NBC - NBC Sports.com
NEA - Newspaper Enterprise Association
NY - New York Daily News
OA - Bob Oates, L.A. Times
OF - Official AFL Team
PF - Pro Football Digest
PK - Peter King, Sports Illust.
RS - Pamela Robbins Scott
SI - Sports Illustrated
SN - The Sporting News
TP - Topps All-Pro Team
UPI - United Press International
USA - USA Today
WA - Pro Football Writers of America

Mention, DH)
 Jeff Donaldson, S (Second Team, CP, Honorable Mention, AP, DH)
 Drew Hill, WR (First Team, DH, Honorable Mention, AP)
 Bruce Matthews, G (First Team, AP, WA, SN, FD, FO, DZ, DH, FW, Second Team, NEA, CP)
 Warren Moon, QB (Honorable Mention, DH)
 Mike Munchak, G (First Team, WA, NEA, FO, FW, Second Team, AP)
1989 Ray Childress, DE (Second Team, AP, Honorable Mention, DH)
 Bruce Matthews, G (First Team, AP, SN, DZ, FD, FI, FW, Second Team, NEA, CP)
 Greg Montgomery, P (First Team, NEA, Honorable Mention, DH)
 Warren Moon, QB (Honorable Mention, DH)
 Mike Munchak, G (First Team, NEA, FO, Second Team, AP)
 Eugene Seale, ST (First Team, FW)
1990 Ray Childress, DE (First Team, WA, CP, FO, DZ, SN, DH, Second Team, AP, NEA, NA, Honorable Mention, PK)
 Ernest Givins, WR (Second Team, AP, Honorable Mention, DH, PK)
 Drew Hill, WR (Honorable Mention, AP, DH)
 Haywood Jeffries, WR (Second Team, CP, NA, Honorable Mention, DH)
 Richard Johnson, CB (Second Team, CP, Honorable Mention, AP)
 Terry Kinard, S (Honorable Mention, AP)
 Bruce Matthews, G (First Team, AP, WA, NEA, CP, FO, SN, FI, DH, FW, Second Team, PK)
 Bubba McDowell, S (Honorable Mention, AP, DH)



ALL-TIME ALL-PRO SELECTIONS

- Greg Montgomery, P (Honorable Mention, AP, DH)
 Warren Moon, QB (First Team, SN, FI, Second Team, AP, DH, Honorable Mention, FD, PK)
 Mike Munchak, G (Second Team, AP, DH)
- 1991** Ray Childress, DT (First Team, NEA, CP, FO, FD, FI, DH, Honorable Mention, AP)
 Cris Dishman, CB (First Team, AP, FO, FD, FI, DH, FW, Second Team, CP)
 William Fuller, DE (Honorable Mention, AP, DH)
 Haywood Jeffires, WR (First Team, AP, WA, FD, FI, Second Team, NEA, CP, DH)
 Bruce Matthews, C (First Team, NEA, FD, FI, FW, Second Team, AP, CP)
 Bubba McDowell, S (Second Team, AP, CP, DH)
 Warren Moon, QB (Honorable Mention, AP, DH)
 Mike Munchak, G (First Team, AP, WA, FW, CP, FD, Second Team, NEA, Honorable Mention, DH)
 Bo Orlando, S (Honorable Mention, AP)
 Al Smith, MLB (First Team, WA, FW, Second Team, CP, DH, Honorable Mention, AP)
- 1992** Ray Childress, DT (First Team, AP, WA, NEA, CP, FO, DZ, FI, JT)
 Cris Dishman, S (Honorable Mention, AP)
 William Fuller, DE (Honorable Mention, AP, JT)
 Ernest Givins, WR (Honorable Mention, JT)
 Haywood Jeffires, WR (Honorable Mention, AP, JT)
 Bruce Matthews, C (First Team, AP, WA, NEA, SN, FD, JT, Second Team, CP)
 Bubba McDowell, S (First Team, JT, Honorable Mention, AP)
 Greg Montgomery, P (Honorable Mention, AP, JT)
 Mike Munchak, G (Second Team, AP, CP, JT)
 Al Smith, MLB (First Team, AP, FD, Second Team, NEA, CP, FO, Honorable Mention, JT)
 Lorenzo White, RB (Honorable Mention, AP, JT)
- 1993** Ray Childress, DT (First Team, FO, Second Team, AP, CP, FD, Honorable Mention, JT)
 Al Del Greco, K (Second Team, FD, Honorable Mention, AP)
 Cris Dishman, CB (Honorable Mention, AP, JT)
 Sean Jones, DE (Honorable Mention, AP, JT)
 Bruce Matthews, C (First Team, WA, SN, CP, FD, FI, Second Team, AP)
 Greg Montgomery, P (First Team, AP, WA, SN, CP, FD, FI, Honorable Mention, JT)
 Warren Moon, QB (Honorable Mention, AP, JT)
 Mike Munchak, G (First Team, FD, FI, Second Team, AP, CP)
 Bo Orlando, S (Honorable Mention, AP)
 Marcus Robertson, S (First Team, AP, SN, JT, Second Team, CP)
 Webster Slaughter, WR (Honorable Mention, AP)
 Al Smith, MLB (Honorable Mention, AP)
- 1994** Rich Camarillo, P (Honorable Mention, AP)
 Bruce Matthews, C (Honorable Mention, AP)
- 1995** Michael Barrow, MLB (First Team, DZ)
 Blaine Bishop, S (First Team, DZ, Second Team, FD, Honorable Mention, AP)
 Darryll Lewis, CB (First Team, FD, TJ, Honorable Mention, AP)
 Bruce Matthews, G (Second Team, BM, Honorable Mention, AP)
 Mark Stepnoski, C (Honorable Mention, AP)
- 1996** Blaine Bishop, S (Honorable Mention, AP)
 Al Del Greco, K (Honorable Mention, AP)
 Cris Dishman, CB (Honorable Mention, AP)
 Mel Gray, KR (Honorable Mention, AP)
 Bruce Matthews, G, (First Team, DB, Second Team, AP, FD)
 John Henry Mills, ST (Second Team, FI)
 Mark Stepnoski, C (Second Team, AP, FD)
- 1997** Blaine Bishop, S (Honorable Mention, AP)
 Brad Hopkins, T (First Team, DZ, Honorable Mention, AP)
 Bruce Matthews, G (Honorable Mention, AP)
 Marcus Robertson, S (First Team, DZ, Honorable Mention, AP)
- 1998** Craig Hentrich, P (First Team, AP, WA, CP, SN, FD, USA)
 Bruce Matthews, G (First Team, AP, WA, SN, USA, Second Team, FD)
 Frank Wycheck, TE (First Team, DZ, Second Team, CP, FD)
- 1999** Eddie George, RB (Second Team, AP, CP, FD)

- Jevon Kearse, DE (First Team, AP, DZ, CP, SN, FD, FW, WA)
 Bruce Matthews, G (First Team, AP, FD, FW, WA)
 Jon Runyan, T (Second Team, AP, FD)
- 2000** Blaine Bishop, S (First Team, FD, Second Team, AP)
 Keith Bulluck, ST (Second Team, FD)
 Eddie George, RB (First Team, AP, CP, FD, FW, WA)
 Jevon Kearse, DE (First Team, FO)
 Derrick Mason, KR (First Team, AP, CP, DZ, FO, FW, SN, WA, Second Team, FD)
 Bruce Matthews, G (First Team, AP, FW, SN, FD, WA)
 Samari Rolle, CB (First Team, AP, CP, FD, FW, SN, WA)
- 2001** Frank Wycheck, TE (Second Team, AP)
- 2002** Keith Bulluck, LB (Second Team, AP)
- 2003** Keith Bulluck, LB (First Team, AP, DZ, FW, WA, PK)
 Steve McNair, QB (Second Team, AP, FD, First Team, DZ)
 Craig Hentrich, P (First Team, PD)
- 2004** Keith Bulluck, LB (First Team, DZ)
- 2007** Albert Haynesworth, DT (First Team, AP, DZ, FW, WA)
 Rob Bironas, K (First Team, AP, SN, SI)
- 2008** Albert Haynesworth, DT (First Team, AP, SN, SI, NBC, DMN)
 Cortland Finnegan, CB (First Team, AP, SN, SI, NBC, DMN)
 Kevin Mawae, C (First Team, AP, NBC)
 Michael Roos, OT (First Team, AP, SN, SI, DMN)
 David Stewart, OT (Second Team, AP)
- 2009** Tony Brown, DT (SI)
 Chris Johnson, RB (First Team, AP, SN, SI, FW/WA)
 Michael Roos, OT (First Team, DMN, Second Team, AP)
- 2010** Michael Griffin, S (Second Team, AP)
- 2011** Michael Roos, OT (First Team, SN)
- 2013** Jurrell Casey, DT (Second Team, AP)
 Alterraun Verner, CB (First Team, SI, Second Team, AP)
- 2016** Jack Conklin, T (First Team, AP)
- 2017** Kevin Byard, S (First Team, AP, WA)
 Brett Kern, P (First Team, SN, Second Team, AP)
 Taylor Lewan, T (First Team, SN)
- 2018** Kevin Byard, S (Second Team, WA)
- 2019** Derrick Henry, RB (First Team, WA, Second Team, AP)
 Derrick Henry, Flex (Second Team, AP)
 Brett Kern, P (First Team, AP, WA, SN)
- 2020** Derrick Henry, RB (First Team, AP, WA, SN)
- 2021** Kevin Byard, S (First Team, AP, WA, SN)
 Jeffery Simmons, DT (Second Team, AP)
- 2022** Derrick Henry, RB (First Team, SN)
 Jeffery Simmons, DT (First Team, SN, Second Team, AP)
 Ryan Stonehouse (First Team, SN, Second Team, AP)

ALL-AFC

- 1970** Elvin Bethea, DE (Honorable Mention, UPI)
 Glen Ray Hines, T (Honorable Mention, UPI)
 Ken Houston, S (First Team, FW, Second Team, UPI)
 Jerry LeVias, WR (Honorable Mention, UPI)
 Zeke Moore, CB (Honorable Mention, UPI)
 Ron Pritchard, OLB (Second Team, UPI)
 Alvin Reed, TE (First Team, UPI, FW)
 Walter Suggs, T (Honorable Mention, UPI)
- 1971** Elvin Bethea, DE (First Team, FW, Second Team, UPI)
 Ken Houston, S (First Team, UPI, SN, FW)
 Ron Pritchard, OLB (Second Team, UPI)
- 1972** Elvin Bethea, DE (First Team, SN, Second Team, UPI)
 Ken Houston, S (Second Team, UPI)
 Guy Murdock, C (All-Rookie)
 Mike Tilleman, DT (Honorable Mention, UPI)
- 1973** Gregg Bingham, LB (All-Rookie)
 Elvin Bethea, DE (Second Team, UPI)
 John Matuszak, DT (All-Rookie)
- 1974** Elvin Bethea, DE (First Team, FW, TP, Second Team, UPI)
 Gregg Bingham, MLB (Honorable Mention, UPI)
 Ken Burrough, WR (Honorable Mention, UPI)
- 1975** Elvin Bethea, DE (First Team, NY)
 Robert Brazile, OLB (Second Team, UPI, All-Rookie)
 Curley Culp, DT (First Team, AP, UPI, SN, FW, NY, TP)



ALL-TIME ALL-PRO SELECTIONS

	Billy Johnson, KR (First Team, FW, TP)	Ernest Givins, WR (First Team, UPI)
1976	Elvin Bethea, DE (Honorable Mention, UPI)	Drew Hill, WR (First Team, FN, Second Team, UPI)
	Robert Brazile, OLB (First Team, UPI, SN, FW, NY, TP, PB)	Bruce Matthews, G (First Team, UPI, FW, FN)
	Curley Culp, DT (First Team, SN, FW, TP, PB, Second Team, UPI)	Warren Moon, QB (First Team, UPI, FW, FN)
1977	Elvin Bethea, DE (Honorable Mention, UPI)	Mike Munchak, G (First Team, FN, Second Team, UPI)
	Robert Brazile, OLB (Second Team, UPI)	1991 Ray Childress, DT (First Team, UPI, FW)
	Ken Burrough, WR (Second Team, UPI)	Cris Dishman, CB (First Team, UPI, FW, FN)
	Rob Carpenter, RB (All-Rookie)	John Flannery, G/C (All-Rookie, FW, WA)
	Curley Culp, DT (First Team, FW, Honorable Mention, UPI)	William Fuller, DE (First Team, UPI, FW, FN)
	Bill Currier, DB (All-Rookie)	Haywood Jeffries, WR (First Team, UPI, FW, FN)
	Billy Johnson, KR (First Team, FW, NY)	Bruce Matthews, C (First Team, FW)
	George Reihner, G (All-Rookie)	Mike Munchak, G (First Team, UPI, FW, FN)
1978	Elvin Bethea, DE (First Team, UPI, FW, NY, FX)	Al Smith, (First Team, UPI, FW, FN)
	Robert Brazile, OLB (First Team, UPI, SN, FW, FX, TP)	1992 Ray Childress, DT (First Team, FW)
	Earl Campbell, RB (First Team, UPI, SN, FW, NY, FX, TP, All-Rookie)	Haywood Jeffries, WR (First Team, UPI, FW, FN)
	Curley Culp, DT (Second Team, UPI)	Bruce Matthews, C (First Team, UPI, FW, FN)
	Greg Sampson, T (Second Team, UPI)	Greg Montgomery, P (First Team, UPI)
1979	Jesse Baker, DE (All-Rookie)	Mike Munchak, G (First Team, UPI, FW, FN)
	Robert Brazile, OLB (First, UPI, SN, FW)	Eddie Robinson, LB (All-Rookie, FW, WA)
	Earl Campbell, RB (First Team, UPI, SN, FW, NY, FX, TP)	Al Smith, MLB (First Team, FW, FN)
	Curley Culp, DT (Second Team, UPI)	1993 Ray Childress, DT (First Team, UPI, FW, FN)
	Toni Fritsch, PK (First Team, UPI, SN, FW, NY, FX, TP)	Brad Hopkins, T (All-Rookie, FW, WA)
	Leon Gray, T (First Team, UPI, SN, FW)	Bruce Matthews, C (First Team, UPI, FW, FN)
	Carl Mauck, C (Second Team, UPI)	Greg Montgomery, P (First Team, UPI, FW, FN)
	Vernon Perry, S (All-Rookie)	Mike Munchak, G (First Team, UPI, FW, FN)
	Mike Reinfeldt, S (First Team, UPI, SN, FW, NY, FX, TP)	1995 Blaine Bishop, S (First Team, UPI, FW, FN)
1980	Gregg Bingham, ILB (First Team, FX)	Darryll Lewis, CB (First Team, FN, Second Team, UPI)
	Robert Brazile, OLB (First Team, UPI, FW, NY, FX, TP, PB)	Bruce Matthews, G (First Team, UPI, FW, FN)
	Earl Campbell, RB (First Team, UPI, FW, NY, FX, TP, PB)	Marcus Robertson, S (First Team, UPI, FW)
	Leon Gray, T (First Team, UPI, FW, TP)	Chris Sanders, WR (All-Rookie, FW, WA)
	Carl Mauck, C (First Team, FX, Honorable Mention, UPI)	Gary Walker, DT (All-Rookie, FW, WA)
	Vernon Perry, S (Second Team, UPI)	1996 Blaine Bishop, S (Second Team, UPI)
	Mike Reinfeldt, S (Second Team, UPI)	Al Del Greco, K (Second Team, UPI)
	Carl Roaches, KR (All-Rookie)	Eddie George, RB (Second Team, UPI, All-Rookie, FW, WA)
	Greg Sternick, CB (Second Team, UPI)	Bruce Matthews, G (First Team, UPI, FW, FN)
1981	Robert Brazile, OLB (First Team, TP, Second Team, UPI)	John Henry Mills, ST (First Team, FW)
	Earl Campbell, RB (First Team, FX, NY, Second Team, UPI)	Mark Stepnoski, C (Second Team, UPI)
	Leon Gray, T (Second Team, UPI)	1997 Kenny Holmes, DE (All-Rookie, FW, WA)
	Vernon Perry, S (First Team, FX)	Bruce Matthews, G (First Team, FW, FN)
	Carl Roaches, KR (First Team, FW, TP)	1998 Craig Hentrich, P (First Team, FW, FN)
1982	Robert Brazile, OLB (First Team, UPI)	Kevin Long, C (All-Rookie, FW, WA)
1983	Steve Brown, CB (All-Rookie)	Bruce Matthews, G (First Team, FW, FN)
	Bruce Matthews, T (All-Rookie)	1999 Eddie George, RB (First Team, FW)
	Harvey Salem, T (All-Rookie)	Jevon Kearse, DE (First Team, FW, FN, All-Rookie, FW, WA)
	Tim Smith, WR (First Team, FW)	Bruce Matthews, G (First Team, FW, FN)
	Brian Sochia, DT (All-Rookie)	John Thornton, DT (All-Rookie, FW, WA)
1984	Warren Moon (All-Rookie)	2000 Blaine Bishop, S (First Team, FN)
	Mike Munchak, G (First Team, FW, Second Team, UPI)	Eddie George, RB (First Team, FN, FW)
	Dean Steinkuhler, T (All-Rookie)	Brad Hopkins, T (First Team, FW)
1985	Ray Childress, DE (All-Rookie, WA)	Derrick Mason, KR (First Team, FN, FW), PR (First Team, FW)
	Mike Munchak, G (First Team, FN, Second Team, FN, UPI)	Bruce Matthews, G (First Team, FN, FW)
1986	Ray Childress, DE (First Team, FN)	Samari Rolle, CB (First Team, FW, FN)
	Ernest Givins, WR (All-Rookie, FW, WA)	2002 Jeff Fisher (Coach of the Year, FD)
1987	Keith Bostic, S (First Team, UPI, FW)	Steve McNair, QB (First Team, SI) (3rd in MVP voting, AP)
	Mike Munchak, G (First Team, UPI, FW, FN)	Carlos Hall, DE (All-Rookie, FW, WA)
	Mike Rozier, RB (Second Team, UPI)	Keith Bulluck, LB (First Team, FW, FD) (Second Team All-Pro, AP)
1988	Ray Childress, DE (First Team, UPI, FW)	Lance Schulters, S (First Team, FW)
	Drew Hill, WR (Second Team, UPI)	Kevin Carter, DE (Second Team, FD)
	Bruce Matthews, G (First Team, UPI, FW, FN)	2003 Keith Bulluck, LB (First Team, FW)
	Warren Moon, QB (Second Team, UPI)	Craig Hentrich, P (First Team, FW)
	Mike Munchak, G (First Team, FW, Second Team, UPI)	2004 Jacob Bell, G (All-Rookie, FW, WA)
	Eugene Seale, ST (First Team, FW)	2005 Pacman Jones, CB/PR/KR (All-Rookie, CP, FW, WA)
1989	Ray Childress, DE (Second Team, UPI)	2006 Vince Young, QB (All-Rookie, PF, WA)
	John Grimsley, ILB (Second Team, UPI)	2007 Kevin Mawae, C (First Team, PK)
	Bruce Matthews, G (First Team, UPI, FW, FN)	2008 Cortland Finnegan, CB (First Team, WA)
	Bubba McDowell, CB (All-Rookie, FW, WA)	Chris Johnson, RB (First Team, WA, All-Rookie, FW, WA, SN)
	Greg Montgomery, P (First Team, UPI, FN)	Kevin Mawae, C (First Team, WA)
	Warren Moon, QB (First Team, UPI, FN)	2009 Chris Johnson, RB (First Team, WA)
	Mike Munchak, G (First Team, UPI, FW)	2010 Marc Mariani, PR/KR (All-Rookie, FW, WA, SN)
	Tony Zendejas, K (Second Team, UPI)	2013 Jurrell Casey, DT (First Team, WA)
1990	Ray Childress, DT (First Team, FN, Second Team, UPI)	2016 DeMarco Murray, RB (First Team, WA)
		2017 Kevin Byard, S (First Team, WA)



ALL-TIME ALL-PRO SELECTIONS

Brett Kern, P (First Team, WA)
2018 Derrick Henry, RB (First Team, WA)
 Brett Kern, P (First Team, WA)
 Taylor Lewan, T (First Team, WA)
2019 Derrick Henry, RB (First Team, WA)
 Brett Kern, P (First Team, WA)
2020 Derrick Henry, RB (First Team, WA)
2021 Kevin Byard, S (First Team, WA)
2023 Derrick Henry, RB (First Team, WA)

ALL-TIME HONORS

(Number of individual Pro Bowls selected in parenthesis)

AFL ALL-STARs

1961 Tony Banfield, CB (1)
 George Blanda, QB (1)
 Billy Cannon, HB (1)
 Don Floyd, DE (1)
 Charlie Hennigan, E (1)
 Ed Husmann, DT (1)
 Al Jamison, T (1)
 Mark Johnston, S (1)
 Bob McLeod, E (1)
 Dennit Morris, LB (1)
 Bob Schmidt, C (1)
 Charley Tolar, FB (1)
1962 Tony Banfield, CB (2)
 George Blanda, QB (2)
 Willard Dewveall, E (1)
 Don Floyd, DE (2)
 Fred Glick, S (1)
 Charlie Hennigan, E (2)
 Ed Husmann, DT (2)
 Al Jamison, T (2)
 Rich Michael, T (1)
 Jim Norton, S (1)
 Bob Schmidt, C (2)
 Bob Talamini, G (1)
 Charley Tolar, FB (2)
1963 Tony Banfield, CB (3)
 George Blanda, QB (3)
 Fred Glick, S (2)
 Charlie Hennigan, E (3)
 Ed Husmann, DT (3)
 Rich Michael, T (2)
 Jim Norton, S (2)
 Bob Schmidt, C (3)
 Bob Talamini, G (2)
1964 Sid Blanks, RB (1)
 Don Floyd, DE (3)
 Fred Glick, S (3)
 Charlie Hennigan, E (4)
 Pete Jaquess, CB (1)
 Bob Talamini, G (3)
1965 Ode Burrell, RB (2)
 Willie Frazier, TE (1)
 Charlie Hennigan, E (5)
 Bob Talamini, G (4)
1966 Charles Frazier, E (1)
 W.K. Hicks, CB (1)
 Bob Talamini, G (5)
1967 Woody Campbell, RB (1)
 Miller Farr, CB (1)
 Hoyle Granger, RB (1)
 Pat Holmes, DE (1)
 Jim Norton, S (3)
 Walter Suggs, T (1)
 Bob Talamini, G (6)

1968 George Webster, LB (1)
 Sonny Bishop, G (1)
 Garland Boyette, MLB (1)
 Miller Farr, CB (2)
 Hoyle Granger, RB (2)
 Glen Ray Hines, T (1)
 Pat Holmes, DE (2)
 Bobby Maples, C (1)
 Alvin Reed, TE (1)
 Walter Suggs, T (2)
 George Webster, LB (2)
1969 Jim Beirne, WR (1)
 Elvin Bethea, DE (1)
 Garland Boyette, MLB (2)
 Miller Farr, CB (3)
 Glen Ray Hines, T (2)
 Ken Houston, S (2)
 Jerry LeVias, WR (1)
 Zeke Moore, CB (1)
 Alvin Reed, TE (2)
 George Webster, LB (3)

AFC PRO BOWL

1970 Ken Houston, S (3)
 Zeke Moore, CB (2)
1971 Elvin Bethea, DE (2)
 Ken Houston, S (4)
1972 Elvin Bethea, DE (3)
 Ken Houston, S (5)
1973 Elvin Bethea, DE (4)
1974 Elvin Bethea, DE (5)
1975 Elvin Bethea, DE (6)
 Ken Burrough, WR (1)
 Curley Culp, DT (1)
 Billy Johnson, KR (1)
 Dan Pastorini, QB (1)
1976 Robert Brazile, OLB (1)
 Curley Culp, DT (2)
1977 Robert Brazile, OLB (2)
 Ken Burrough, WR (2)
 Curley Culp, DT (3)
 Billy Johnson, KR (2)
1978 Elvin Bethea, DE (7)
 Robert Brazile, OLB (3)
 Earl Campbell, RB (1)
 Curley Culp, DT (4)
1979 Elvin Bethea, DE (8)
 Robert Brazile, OLB (4)
 Earl Campbell, RB (2)
 Toni Fritsch, K (1)
 Leon Gray, T (1)
 Mike Reinfeldt, S (1)
1980 Robert Brazile, OLB (5)
 Dave Casper, TE (1)
 Earl Campbell, RB (3)
 Greg Stenrick, CB (1)
1981 Robert Brazile, OLB (6)
 Earl Campbell, RB (4)

Leon Gray, T (2)
 Carl Roaches, KR (1)
1982 Robert Brazile, OLB (7)
1983 Earl Campbell, RB (5)
1984 Mike Munchak, G (1)
1985 Mike Munchak, G (2)
1987 Keith Bostic, S (1)
 Mike Munchak, G (3)
 Mike Rozier, RB (1)
1988 Keith Bostic, S (2)
 Ray Childress, DE (1)
 John Grimsley, ILB (1)
 Drew Hill, WR (1)
 Bruce Matthews, G (1)
 Warren Moon, QB (1)
 Mike Munchak, G (4)
 Mike Rozier, RB (2)
1989 Bruce Matthews, G (2)
 Warren Moon, QB (2)
 Mike Munchak, G (5)
1990 Ray Childress, DT (2)
 Ernest Givins, WR (1)
 Drew Hill, WR (2)
 Bruce Matthews, G (3)
 Warren Moon, QB (3)
 Mike Munchak, G (6)
1991 Ray Childress, DT (3)
 Cris Dishman, CB (1)
 William Fuller, DE (1)
 Haywood Jeffires, WR (1)
 Bruce Matthews, C (4)
 Warren Moon, QB (4)
 Mike Munchak, G (7)
 Al Smith, MLB (1)
1992 Ray Childress, DT (4)
 Curtis Duncan, WR (1)
 Ernest Givins, WR (2)
 Haywood Jeffires, WR (2)
 Bruce Matthews, C (5)
 Warren Moon, QB (5)
 Mike Munchak, G (8)
 Al Smith, MLB (2)
 Lorenzo White, RB (1)
1993 Ray Childress, DT (5)
 Haywood Jeffires, WR (3)
 Sean Jones, DE (1)
 Bruce Matthews, C (6)
 Greg Montgomery, P (1)
 Warren Moon, QB (6)
 Mike Munchak, G (9)
 Webster Slaughter, WR (2,1)
1994 Bruce Matthews, C (7)
1995 Blaine Bishop, S (1)
 Darryll Lewis, CB (1)
 Bruce Matthews, C (8)
 Mark Stepanoski, C (4, 1)
1996 Blaine Bishop, S (2)
 Bruce Matthews, G (9)
 John Henry Mills, ST (1)



ALL-TIME HONORS

1997	Mark Stepnoski, C (5, 2)
	Blaine Bishop, S (3)
	Eddie George, RB (1)
1998	Bruce Matthews, G (10)
	Eddie George, RB (2)
	Craig Hentrich, P (1)
	Bruce Matthews, G (11)
	Frank Wycheck, TE (1)
1999	Eddie George, RB (3)
	Jevon Kearse, DE (1)
	Frank Wycheck, TE (2)
	Bruce Matthews, G (12)
2000	Blaine Bishop, S (4)
	Eddie George, RB (4)
	Brad Hopkins, T (1)
	Jevon Kearse, DE (2)
	Derrick Mason, KR (1)
	Bruce Matthews, G (13)
	Steve McNair, QB (1)
	Samari Rolle, CB (1)
	Frank Wycheck, TE (3)
2001	Bruce Matthews, G (14)
	Jevon Kearse, DE (3)
2002	Kevin Carter, DE (2, 1)
2003	Steve McNair, QB (2)
	Keith Bulluck, LB (1)
	Brad Hopkins, OT (2)
	Craig Hentrich, P (2)
	Derrick Mason, WR (2)
2005	Steve McNair, QB (3)
	Kyle Vanden Bosch, DE (1)
2006	Vince Young, QB (1)
2007	Rob Bironas, K (1)
	Albert Haynesworth, DT (1)
	Kyle Vanden Bosch, DE (2)
2008	Cortland Finnegan, CB (1)
	Albert Haynesworth, DT (2)
	Kevin Mawae, C (7, 1)
	Chris Hope, S (1)
	Chris Johnson, RB (1)
	Michael Roos, OT (1)
	Kerry Collins, QB (2, 1)
	Michael Griffin, S (1)
2009	Chris Johnson, RB (2)
	Kevin Mawae, C (8, 2)
	Kyle Vanden Bosch, DE (3)
	Vince Young, QB (2)
2010	Jason Babin, DE (1)
	Michael Griffin, S (2)
	Chris Johnson, RB (3)
	Marc Mariani, KR/PR (1)
2013	Alterraun Verner, CB (1)
2015	Jurrell Casey, DT (1)
	Delanie Walker, TE (1)
2016	DT Jurrell Casey (2)
	T Taylor Lewan (1)
	RB DeMarco Murray (3, 1)
	OLB Brian Orakpo (4, 1)
	TE Delanie Walker (2)
2017	S Kevin Byard (1)
	DT Jurrell Casey (3)
	P Brett Kern (1)
	T Taylor Lewan (2)
	ST Brynden Trawick (1)
	TE Delanie Walker (3)
2018	DT Jurrell Casey (4)
	P Brett Kern (2)
	T Taylor Lewan (3)
2019	DT Jurrell Casey (5)
	RB Derrick Henry (1)
	P Brett Kern (3)
	QB Ryan Tannehill (1)

2020	WR A.J. Brown (1)
	RB Derrick Henry (2)
2021	S Kevin Byard (2)
	OLB Harold Landry III (1)
	G Rodger Saffold III (1)
	DT Jeffery Simmons (1)
2022	RB Derrick Henry (3)
	C Ben Jones (1)
	DT Jeffery Simmons (2)
	LS Morgan Cox (4, 1)
2023	RB Derrick Henry (4)
2024	DT Jeffery Simmons (3)

ASSOCIATED PRESS NFL MVP

1979	Earl Campbell, RB
2003	Steve McNair, QB

ASSOCIATED PRESS COMEBACK PLAYER OF THE YEAR

2019	Ryan Tannehill, QB
------	--------------------

ASSOCIATED PRESS COACH OF THE YEAR

2021	Mike Vrabel
------	-------------

PRO FOOTBALL WRITERS ASSOCIATION COACH OF THE YEAR

2021	Mike Vrabel
------	-------------

BERT BELL TROPHY

(NFL Most Valuable Player presented by Philadelphia Maxwell Club)

1979	Earl Campbell, RB
------	-------------------

BERT BELL ROOKIE OF THE YEAR

(NFL Rookie Most Valuable Player presented by Philadelphia Maxwell Club)

1996	Eddie George, RB
------	------------------

AFL PLAYER OF THE YEAR

1961	George Blanda, QB (UPI, SN)
1967	George Blanda, QB (SN)

AFL DEFENSIVE ROOKIE OF THE YEAR

1967	George Webster, LB (SN)
------	-------------------------

NFL PLAYER OF THE YEAR

1978	Earl Campbell, RB (NEA, WA, FD, NY)
1979	Earl Campbell, RB (NEA, WA)
1980	Earl Campbell, RB (NEA, NY, CP)
2003	Steve McNair, QB (DZ)

NFL OFFENSIVE PLAYER OF THE YEAR

1978	Earl Campbell, RB (AP)
1979	Earl Campbell, RB (AP, FW)
1980	Earl Campbell, RB (AP)
1990	Warren Moon, QB (AP)
2009	Chris Johnson, RB (AP)
2020	Derrick Henry, RB (AP)

NFL DEFENSIVE PLAYER OF THE YEAR

1975	Curley Culp, DT (NEA)
1979	Jesse Baker, DT (FW)

NFL ROOKIE OF THE YEAR

1978	Earl Campbell, RB (AP)
1979	Jesse Baker, DT (FW)
1996	Eddie George, RB (SN, FW, SI)

2006	Vince Young, QB (SI, DP)
------	--------------------------

NFL OFFENSIVE ROOKIE OF THE YEAR

1978	Earl Campbell, RB (FW)
1996	Eddie George, RB (AP, FW, FD, CP)
2006	Vince Young, QB (AP, PF, WA)

NFL DEFENSIVE ROOKIE OF THE YEAR

1975	Robert Brazile, LB (AP)
1979	Jesse Baker, DT (FW)
1999	Jevon Kearse, DE (AP, FN, FW, CP, FD)

AFC PLAYER OF THE YEAR

1978	Earl Campbell, RB (SN, NY)
2000	Eddie George, RB (FN)

AFC OFFENSIVE PLAYER OF THE YEAR

1978	Earl Campbell, RB (UPI, KC)
1990	Warren Moon, QB (UPI)

AFC DEFENSIVE PLAYER OF THE YEAR

1975	Robert Brazile, LB (SN)
1979	Jesse Baker, DT (FW)
	Mike Reinfeldt, S (KC)

DIET PEPSI ROOKIE OF THE YEAR

2006	Vince Young, QB
------	-----------------

ED BLOCK COURAGE AWARD

(nominee from each NFL team for courage in battling injuries)

1984	Bob Hamm
1985	Pat Howell
1986	Dean Steinkuhler
1987	Kent Hill
1988	Alonzo Highsmith
1989	Doug Smith
1990	Mike Munchak
1991	Bubba McDowell
1992	Warren Moon
1993	Curtis Duncan
1994	Marcus Robertson
1995	Barron Wortham
1996	Blaine Bishop
1997	Bruce Matthews
1998	Steve Jackson
1999	Steve McNair
2000	Kenny Holmes
2001	Kevin Dyson
2002	Eddie George
2003	Kevin Carter
2004	Keith Bulluck
2005	Tank Williams
2006	Brandon Jones
2007	David Thornton
2008	Chris Hope
2009	Kevin Mawae
2010	Will Witherspoon
2011	Derrick Morgan
2012	Kenny Britt
2013	David Stewart
2014	Michael Griffin
2015	Craig Stevens
2016	Jason McCourty
2017	Karl Klug
2018	Jack Conklin
2019	Jonnu Smith
2020	Jeffery Simmons
2021	Nick Westbrook-Ikhine
2022	Robert Woods



ALL-TIME HONORS

2023 Dillon Radunz
2024 Ryan Stonehouse

TITANS MAN OF THE YEAR

(nominee from each NFL team for Walter Payton NFL Man of the Year)

1996 Marcus Robertson
1997 Al Del Greco
1998 Al Del Greco
1999 Chris Sanders
2000 Kenny Holmes
2001 Jason Fisk
2002 Kevin Carter
2003 Kevin Carter
2004 Kevin Carter
2005 Steve McNair
2006 Keith Bulluck
2007 Keith Bulluck
2008 David Thornton
2009 Kyle Vanden Bosch
2010 Cortland Finnegan
2011 Cortland Finnegan
2012 Jared Cook
2013 Delanie Walker
2014 Jason McCourty
2015 Delanie Walker
2016 Jurrell Casey
2017 Wesley Woodyard
2018 Jurrell Casey
2019 Ben Jones
2020 Kevin Byard
2021 Derrick Henry
2022 Derrick Henry
2023 Jeffery Simmons
2024 Jeffery Simmons

NFL PLAYER OF WEEK

1984 Larry Moriarty, RB, Week 11
(AFC Offensive)
1985 Steve Brown, CB, Week 1
(AFC Defensive)
Bo Eason, S, Week 12
(AFC Defensive)
1987 Eugene Seale, LB, Week 4
(AFC Defensive)
1988 Ray Childress, DT, Week 1
(AFC Defensive)
Allen Pinkett, RB, Week 4
(AFC Offensive)
Drew Hill, WR, Week 9
(AFC Offensive)
1989 Warren Moon, QB, Week 6
(AFC Offensive)
1990 Warren Moon, QB, Week 6
(AFC Offensive)
Johnny Meads, LB, Week 7
(AFC Defensive)
Warren Moon, QB, Week 11
(AFC Offensive)
Lorenzo White, RB, Week 12
(AFC Offensive)
Warren Moon, QB, Week 15
(AFC Offensive)
Cody Carlson, QB, Week 17
(AFC Offensive)
1991 Lamar Lathon, LB, Week 2
(AFC Defensive)
Ernest Givins, WR, Week 6
(AFC Offensive)
Haywood Jeffries, WR, Week 7
(AFC Offensive)

1992 Warren Moon, QB, Week 12
(AFC Offensive)
Ray Childress, DT, Week 15
(AFC Defensive)
William Fuller, DE, Week 16
(AFC Defensive)
Cody Carlson, QB, Week 13
(AFC Offensive)
Lorenzo White, RB, Week 16
(AFC Offensive)
Ray Childress, DT, Week 17
(AFC Defensive)
1993 Marcus Robertson, S, Week 2
(AFC Defensive)
Greg Montgomery, P, Week 7
(AFC Special Teams)
Warren Moon, QB, Week 8
(AFC Offensive)
Gary Brown, RB, Week 11
(AFC Offensive)
Marcus Robertson, S, Week 12
(AFC Defensive)
William Fuller, DE, Week 13
(AFC Defensive)
Steve Jackson, CB, Week 14
(AFC Defensive)
Gary Brown, RB, Week 16
(AFC Offensive)
Blaine Bishop, S, Week 17
(AFC Defensive)
Ray Childress, DT, Week 18
(AFC Defensive)
1995 Chris Chandler, QB, Week 4
(AFC Offensive)
John Henry Mills, LB, Week 4
(AFC Special Teams)
Cris Dishman, CB, Week 9
(AFC Defensive)
1996 Eddie George, RB, Week 2
(AFC Offensive)
Mel Gray, KR, Week 6
(AFC Defensive)
1997 Eddie George, RB, Week 1
(AFC Offensive)
M. Robertson, FS, Week 14
(AFC Defensive)
1998 Blaine Bishop, SS, Week 6
(AFC Defensive)
Mike Archie, RB, Week 7
(AFC Special Teams)
Eddie George, RB, Week 10
(AFC Offensive)
Craig Hentrich, P, Week 10
(AFC Special Teams)
1999 Al Del Greco, K, Divisional
(AFC Special Teams)
Steve McNair, QB, Week 8, 16,
AFC Champ.
(AFC Offensive)
Derrick Mason, WR/KR,
Week 12, AFC Champ.
(AFC Special Teams)
Eddie Robinson, LB, Week 14
(AFC Defensive)
Kevin Dyson, Frank Wycheck,
Wild Card
(AFC Special Teams)
2000 Derrick Mason, KR/PR, Week 4
(AFC Special Teams)
Randall Godfrey, LB, Week 8, 17
(AFC Defensive)
Samari Rolle, CB, Week 9

(AFC Defensive)
Al Del Greco, K, Week 14
(AFC Special Teams)
Eddie Robinson, LB, Week 14
(AFC Defensive)
Eddie George, RB, Week 16
(AFC Offensive)
2001 Joe Nedney, K, Week 5
(AFC Special Teams)
Joe Nedney, K, Week 6
(AFC Special Teams)
Steve McNair, QB, Week 8
(AFC Offensive)
Derrick Mason, WR, Week 10
(AFC Special Teams)
Steve McNair, QB, Week 12
(AFC Offensive)
2002 Carlos Hall, DE, Week 1
(AFC Defensive)
Steve McNair, QB, Week 9
(AFC Offensive)
Frank Wycheck, TE, Divisional
(NFL Offensive)
2003 Craig Hentrich, P, Week 1
(AFC Special Teams)
Rocky Boiman, LB, Week 4
(AFC Defensive)
Jevon Kearse, DE, Week 7
(AFC Defensive)
Justin McCareins, WR, Week 12
(AFC Special Teams)
Craig Hentrich, P, Week 16
(AFC Special Teams)
Gary Anderson, K, Week 17
(AFC Special Teams)
Gary Anderson, K, Wild Card
(AFC Special Teams)
2004 Chris Brown, RB, Week 5
(AFC Offensive)
2005 Pacman Jones, CB, Week 14
(AFC Special Teams)
2006 Vince Young, QB, Week 16
(AFC Offensive)
Casey Cramer, TE, Week 6
(AFC Special Teams)
Rob Bironas, K, Week 13
(AFC Special Teams)
2007 Chris Brown, RB, Week 1
(AFC Offensive)
Keith Bulluck, LB, Week 3
(AFC Defensive)
Kyle Vanden Bosch, DE, Week 16
(AFC Defensive)
Rob Bironas, K, Week 7
(AFC Special Teams)
Rob Bironas, K, Week 17
(AFC Special Teams)
2008 Cortland Finnegan, Week 1
(AFC Defensive)
Keith Bulluck, LB, Week 2
(AFC Special Teams)
Craig Hentrich, P, Week 10
(AFC Special Teams)
Chris Hope, S, Week 8
(AFC Defensive)
2009 Chris Johnson, RB, Week 8
(AFC Offensive)
Vince Young, QB, Week 12
(AFC Offensive)
Keith Bulluck, LB, Week 14
(AFC Defensive)
2010 Chris Johnson, RB, Week 5



ALL-TIME HONORS

	(AFC Offensive)
	Marc Mariani, KR/PR, Week 11 (AFC Special Teams)
2011	Marc Mariani, KR/PR, Week 10 (AFC Special Teams)
	Chris Johnson, RB, Week 12 (AFC Offensive)
	Colin McCarthy, LB, Week 13 (AFC Defensive)
2012	Darius Reynaud, KR/PR, Week 3 (AFC Special Teams)
	Chris Johnson, RB, Week 7 (AFC Offensive)
	Darius Reynaud, KR/PR, Week 17 (AFC Special Teams)
2013	Alterraun Verner, CB, Week 4 (AFC Defensive)
2014	Jurrell Casey, DT, Week 6 (AFC Defensive)
2015	Marcus Mariota, QB, Week 1, 9 (AFC Offensive)
2016	Marcus Mariota, QB, Week 10 (AFC Offensive)
	Ryan Succop, K, Week 15 (AFC Special Teams)
2017	Ryan Succop, K, Week 6 (AFC Special Teams)
	Kevin Byard, S, Week 7, 17 (AFC Defensive)
2018	Dane Cruikshank, S, Week 2 (AFC Special Teams)
	Marcus Mariota, QB, Week 4 (AFC Offensive)
	Wesley Woodyard, LB, Week 10 (AFC Defensive)
	Derrick Henry, RB, Week 14 (AFC Offensive)
2019	Cameron Wake, OLB, Week 1 (AFC Defensive)
	Ryan Tannehill, QB, Week 14 (AFC Offensive)
	Derrick Henry, RB, Week 17 (AFC Offensive)
2020	Stephen Gostkowski, K, Week 3 (AFC Special Teams)
	Derrick Henry, RB, Week 6, 17 (AFC Offensive)
	Jeffery Simmons, DT, Week 9 (AFC Defensive)
2021	Derrick Henry, RB, Week 2 (AFC Offensive)
	Derrick Henry, RB, Week 6 (AFC Offensive)
	Randy Bullock, K, Week 8 (AFC Special Teams)
	Ryan Tannehill, QB, Week 18 (AFC Offensive)
2022	Randy Bullock, K, Week 7 (AFC Special Teams)
	Derrick Henry, RB, Week 8 (AFC Offense)
	Ryan Stonehouse, P, Week 10 (AFC Special Teams)
2023	Nick Folk, K, Week 2 (AFC Special Teams)
	Ryan Stonehouse, P, Week 12 (AFC Special Teams)
	Harold Landry III, OLB, Week 14 (AFC Defense)
2024	Nick Folk, K, Week 4 (AFC Special Teams)

NFL.COM ALL-HEART PLAYER OF WEEK

2000	Eddie George, RB, Week 6
	Bruce Matthews, G, Week 7

NFL PLAYER OF MONTH

1988	Drew Hill, WR, September (AFC Offensive)
1990	Warren Moon, QB, November (AFC Offensive)
1991	Cris Dishman, CB, October (AFC Defensive)
1992	Lorenzo White, RB, December (AFC Offensive)
1993	Gary Brown, RB, November (AFC Offensive)
	Al Del Greco, K, November (AFC Special Teams)
	Cris Dishman, CB, December (AFC Defensive)
1996	Al Del Greco, K, October (AFC Special Teams)
1998	Craig Hentrich, P, November (AFC Special Teams)
1999	Jevon Kearse, DE, December (AFC Defensive)
2000	Derrick Mason, KR/PR, October (AFC Special Teams)
2002	Steve McNair, QB, December (AFC Offensive)
2003	Steve McNair, QB, October (AFC Offensive)
2007	Rob Bironas, K, October (AFC Special Teams)
2008	Albert Haynesworth, DT, September (AFC Defensive)
2009	Chris Johnson, RB, November (AFC Offensive)
2010	Michael Griffin, S, October (AFC Defensive)
2012	Darius Reynaud, KR/PR, September (AFC Special Teams)
2016	Marcus Mariota, QB, November (AFC Offensive)
2017	Ryan Succop, K, September (AFC Special Teams)
2018	Derrick Henry, RB, December (AFC Offensive)
2019	Ryan Tannehill, QB, December (AFC Offensive)
2020	Stephen Gostkowski, K, September (AFC Special Teams)
	Derrick Henry, RB, October (AFC Offensive)
2021	Kevin Byard, S, October (AFC Defensive)
2022	Derrick Henry, RB, October (AFC Offensive)
	Ryan Stonehouse, P, October (AFC Special Teams)

FEDEX AIR PLAYER OF WEEK

2003	Steve McNair, QB, Week 6
2004	Billy Volek, QB, Week 14
2015	Marcus Mariota, QB, Week 9
2016	Marcus Mariota, QB, Week 10
2019	Ryan Tannehill, QB, Week 14
2020	Ryan Tannehill, QB, Week 6

FEDEX GROUND PLAYER OF WEEK

2004	Chris Brown, RB, Week 5
------	-------------------------

2007	Chris Brown, RB, Week 1
2009	Chris Johnson, RB, Week 8
	Chris Johnson, RB, Week 12
2012	Chris Johnson, RB, Week 7
2013	Chris Johnson, RB, Week 9
2016	DeMarco Murray, RB, Week 10
2018	Derrick Henry, RB, Week 14
	Derrick Henry, RB, Week 15
2019	Derrick Henry, RB, Week 10
	Derrick Henry, RB, Week 12
	Derrick Henry, RB, Week 13
	Derrick Henry, RB, Week 14
	Derrick Henry, RB, Week 17
2020	Derrick Henry, RB, Week 6
	Derrick Henry, RB, Week 11
	Derrick Henry, RB, Week 12
	Derrick Henry, RB, Week 14
	Derrick Henry, RB, Week 15
2021	Derrick Henry, RB, Week 2
	Derrick Henry, RB, Week 3
	Derrick Henry, RB, Week 5
2023	Derrick Henry, RB, Week 18

FEDEX GROUND PLAYER OF YEAR

2009	Chris Johnson, RB
2019	Derrick Henry, RB
2020	Derrick Henry, RB

NFL ROOKIE OF MONTH

1996	Eddie George, RB, Sept.
1999	Jevon Kearse, DE, Sept., Nov., Dec.
2008	Chris Johnson, RB, Sept.
2015	Marcus Mariota, QB, Sept.
2019	A.J. Brown, WR, Dec.

PEPSI NFL ROOKIE OF THE WEEK

2006	Vince Young, QB, Week 12
	Vince Young, QB, Week 13
	Vince Young, QB, Week 14
	Vince Young, QB, Week 16
2008	Chris Johnson, RB, Week 7
	Chris Johnson, RB, Week 9
2011	Colin McCarthy, LB, Week 13
2015	Marcus Mariota, QB, Week 1
2019	A.J. Brown, WR, Week 12
2023	Will Levis, QB, Week 8

AFC OFFENSIVE ROOKIE OF YEAR

1996	Eddie George, RB (PF, FD, CP)
2006	Vince Young, QB (AP, PF, WA)

AFC DEFENSIVE ROOKIE OF YEAR

1999	Jevon Kearse, DE (AP, PFW, FN, CPFW)
------	--------------------------------------

AFL ALL-ROOKIE

1967	George Webster, LB
------	--------------------

NFL ALL-ROOKIE

1972	Guy Mardock, C
1973	Gregg Bingham, LB
	John Matuszak, DT
1975	Robert Brazile, LB
1977	Rob Carpenter, RB
	Bill Currier, DB
	George Reihner, G
1978	Earl Campbell, RB
1979	Jesse Baker, DT
	Vernon Perry, S
1980	Carl Roaches, KR



ALL-TIME HONORS

1983	Steve Brown, CB Bruce Matthews, T Harvey Salem, T Brian Sochia, DT
1984	Warren Moon, QB Dean Steinkuhler, T
1985	Ray Childress, DT
1986	Ernest Givins, WR
1989	Bubba McDowell, S
1991	John Flannery, C
1992	Eddie Robinson, LB
1993	Brad Hopkins, T
1995	Chris Sanders, WR Gary Walker, DT
1996	Eddie George, RB
1997	Kenny Holmes, DE
1998	Kevin Long, C
1999	Jevon Kearse, DE John Thornton, DT
2002	Carlos Hall, DE
2004	Jacob Bell, G
2005	Pacman Jones, CB/PR/KR
2006	Vince Young, QB
2008	Chris Johnson, RB
2010	Marc Mariani, PR/KR
2014	Taylor Lewan, T
2016	Jack Conklin, T
2019	A.J. Brown, WR
2022	Chig Okonkwo, TE Ryan Stonehouse, P
2024	T'Vondre Sweat, NT

PRO BOWL PLAYER OF GAME

1976	Billy Johnson, PR
2017	Delanie Walker, TE (Offensive MVP)

NFL 75th ANNIVERSARY TEAM

Ken Houston, S
Billy Johnson, PR

AFL ALL-TIME TEAM

George Blanda, K (First Team)
Miller Farr, CB (Second Team)
Charlie Hennigan, WR (Second Team)
Bob Talamini, G (Second Team)
George Webster, LB (First Team)

NFL ALL-DECADE TEAM

1970s	Robert Brazile, LB (Second Team) Earl Campbell, RB (Second Team) Ken Houston, S (First Team) Billy Johnson, KR (Second Team)
1980s	Billy Johnson, PR (First Team) Mike Munchak, G (Second Team)
1990s	Mel Gray, PR & KR (Second Team) Bruce Matthews, G (First Team) Mark Stepnoski, C (Second Team)
2000s	Kevin Mawae, C (First Team)

PRO FOOTBALL HALL OF FAME ALL-TIME TEAM

Bruce Matthews, G
George Blanda, K

NFL ALUMNI

1999	Jevon Kearse, DE (Pass Rusher of the Year)
2000	Bruce Matthews, G

(Offensive Lineman of the Year)

NFL 100 ALL-TIME TEAM

Earl Campbell, RB
Billy Johnson, RS
Bruce Matthews, G

TEAM CAPTAINS (SINCE 2007)

2007	Vince Young, QB (offense) Kevin Mawae, C (offense) Keith Bulluck, LB (defense) Kyle Vanden Bosch, DE (defense) Craig Hentrich, P (special teams)
2008	Vince Young, QB (offense) Kevin Mawae, C (offense) Keith Bulluck, LB (defense) Kyle Vanden Bosch, DE (defense) Craig Hentrich, P (special teams)
2009	Kerry Collins, QB (offense) Kyle Vanden Bosch, DE (defense) Craig Hentrich, P (special teams) Donnie Nicky, S (special teams)
2010	Vince Young, QB (offense) Ahmard Hall, FB (offense) Stephen Tulloch, LB (defense) Donnie Nicky, S (special teams)
2011	Matt Hasselbeck, QB (offense) Cortland Finnegan, CB (defense) Tim Shaw, LB (special teams)
2012	Jake Locker, QB (offense) Steve Hutchinson, G (offense) Jason McCourty, CB (defense) Colin McCarthy, LB (defense) Tim Shaw, LB (special teams)
2013	Jake Locker, QB (offense) Michael Roos, T (offense) Nate Washington, WR (offense) Jason McCourty, CB (defense) Bernard Pollard, S (defense) Patrick Bailey, LB (special teams)
2014	Jake Locker, QB (offense) Nate Washington, WR (offense) Jurrell Casey, DT (defense) Wesley Woodyard, LB (defense) George Wilson, S (special teams) Taylor Lewan, T (offense) Delanie Walker, TE (offense) Jurrell Casey, DT (defense) Marcus Mariota, QB (offense) Dexter McCluster, RB (offense) Jason McCourty, CB (defense) Brian Orakpo, OLB (defense) Wesley Woodyard, LB (special teams)
2015	Marcus Mariota, QB (offense) Delanie Walker, TE (offense) Jurrell Casey, DT (defense) Brian Orakpo, OLB (defense) Daimion Stafford, S (special teams) Wesley Woodyard, LB (special teams)
2016	Marcus Mariota, QB (offense) Delanie Walker, TE (offense) Jurrell Casey, DT (defense) Brian Orakpo, OLB (defense) Daimion Stafford, S (special teams) Wesley Woodyard, LB (special teams)
2017	Marcus Mariota, QB (offense) Delanie Walker, TE (offense) Jurrell Casey, DT (defense) Brian Orakpo, OLB (defense) Tim Shaw, Alumni (special teams) Wesley Woodyard, LB (special teams)
2018	Ben Jones, C (offense) Marcus Mariota, QB (offense) Delanie Walker, TE (offense) Jurrell Casey, DT (defense) Wesley Woodyard, LB (defense) Daren Bates, LB (special teams)

2019	Ben Jones, C (offense) Marcus Mariota, QB (offense) Kevin Byard, S (defense) Jurrell Casey, DT (defense) Wesley Woodyard, LB (special teams)
2020	Derrick Henry, RB (offense) Ryan Tannehill, QB (offense) Kevin Byard, S (defense) DaQuan Jones, NT (defense) Brett Kern, P (special teams)
2021	Derrick Henry, RB (offense) Ryan Tannehill, QB (offense) Kevin Byard, S (defense) Jeffery Simmons, DT (defense) Brett Kern, P (special teams)
2022	Derrick Henry, RB (offense) Ryan Tannehill, QB (offense) Ben Jones, C (offense) Kevin Byard, S (defense) Jeffery Simmons, DT (defense)
2023	Derrick Henry, RB (offense) Ryan Tannehill, QB (offense) Kevin Byard, S (defense) Jeffery Simmons, DT (defense) Azeez Al-Shaair, LB (defense) Morgan Cox, LS (special teams)
2024	Lloyd Cushenberry III, C (offense) Will Levis, QB (offense) Kenneth Murray Jr., LB (defense) Jeffery Simmons, DT (defense) Morgan Cox, LS (special teams)

EDDIE GEORGE GOOD GUY AWARD

(Presented by Nashville media to the player that provides access and insight helping them best do their job)

2022	Kevin Byard
2023	Daniel Brunskill
2024	Nick Westbrook-Ikhine

TITANS 25TH ANNIVERSARY TEAM

(Selected at the conclusion of the 2023 season by a committee of local media members; * denotes unanimous selection)

OFFENSE

QB (3):	Steve McNair*, Ryan Tannehill, Marcus Mariota
RB (3):	Eddie George*, Derrick Henry*, Chris Johnson*
WR (4):	Derrick Mason*, A.J. Brown, Nate Washington, Drew Bennett
TE (2):	Frank Wycheck*, Delanie Walker*
T (3):	Brad Hopkins*, Michael Roos, Taylor Lewan
G (3):	Bruce Matthews*, Benji Olson*, Zach Piller
C (2):	Kevin Mawae*, Ben Jones
FB (1):	Lorenzo Neal

DEFENSE

DE (3):	Jevon Kearse*, Kyle Vanden Bosch*, Denico Autry (tie), Kevin Carter (tie)
IL (3):	Albert Haynesworth*, Jurrell Casey, Jeffery Simmons
LB (6):	Keith Bulluck*, Harold Landry III, Derrick Morgan, Wesley Woodyard, Brian Orakpo, Stephen Tulloch
CB (4):	Samari Rolle*, Cortland Finnegan*, Jason McCourty, Logan Ryan
S (3):	Kevin Byard*, Blaine Bishop, Michael Griffin

SPECIAL TEAMS

P (1):	Brett Kern
PK (1):	Rob Bironas
LS (1):	Ken Amato
RS (1):	Derrick Mason
ST (1):	Tim Shaw



TITANS/OILERS HALL OF FAME & RING OF HONOR

In recognition of the 40th season of the Houston Oilers/Tennessee Titans organization in 1999, the team's late owner K.S. "Bud" Adams, Jr. created an official team Hall of Fame, featuring players and staff from the past, while creating a special place for Titans stars of the future to be recognized.

On Sept. 7, 2008, the same day Titans owner K.S. "Bud" Adams, Jr. was added to the Titans/Oilers Hall of Fame, he unveiled the Ring of Honor at Nissan Stadium during the team's season opener. The Ring of Honor would feature the same players inducted into the team Hall of Fame. The initial members of the Ring of Honor included Adams, Elvin Bethea, George Blanda, Earl Campbell, Mike Holovak, Ken Houston, Mike Munchak, Jim Norton, Warren Moon and Bruce Matthews.

Through 2023, 18 individuals were named to the franchise's Hall of Fame and Ring of Honor. Most recently, the franchise added wide receiver and return specialist Billy "White Shoes" Johnson to the Ring of Honor in 2023.

NAME	POSITION	YEARS WITH FRANCHISE	INDUCTED
K.S. "Bud" Adams, Jr.	Team Owner/Founder	1959-2013	Sept. 7, 2008
Elvin Bethea	Defensive End	1968-83	Dec. 9, 1999
George Blanda	Quarterback/Kicker	1960-66	Dec. 9, 1999
Robert Brazile	Linebacker	1975-84	Oct. 14, 2018
Earl Campbell	Running Back	1978-84	Dec. 9, 1999
Jeff Fisher	Head Coach	1994-2010	Nov. 21, 2021
Eddie George	Running Back	1996-2003	Oct. 27, 2008
Mike Holovak	General Manager	1981-99	Dec. 9, 1999
Ken Houston	Safety	1967-72	Dec. 9, 1999
Billy "White Shoes" Johnson	Wide Receiver/Returner	1974-1980	Dec. 17, 2023
Bruce Matthews	Offensive Lineman	1983-2002	Dec. 8, 2002
Steve McNair	Quarterback	1995-2005	Oct. 27, 2008
Warren Moon	Quarterback	1984-93	Oct. 1, 2006
Mike Munchak	Guard	1982-93	Dec. 9, 1999
Jim Norton	Safety/Punter	1960-68	Dec. 9, 1999
O.A. "Bum" Phillips	Head Coach	1975-80	Sept. 26, 2021
Floyd Reese	General Manager	1986-2006	Nov. 21, 2021
Frank Wycheck	Tight End	1995-2003	Oct. 27, 2008



Eddie George, Steve McNair and Frank Wycheck were inducted into the team's Hall of Fame and Ring of Honor during the 2008 season.

FRANCHISE PRO FOOTBALL HALL OF FAMERS

16



GEORGE BLANDA

QUARTERBACK/KICKER • 6'2" • 215 lbs • COLLEGE: KENTUCKY
NFL SEASONS: 26 • YEARS WITH OILERS: 7 (1960-66)
HOMETOWN: YOUNGWOOD, PA. • BORN: SEPT. 27, 1927
GAMES PLAYED: 340 • HALL OF FAME INDUCTION: 1981



George Blanda, who came out of retirement with the emergence of the American Football League in 1960, was the offensive catalyst for the explosive Oiler squads of the early 1960s. He played quarterback and handled the placekicking chores in Columbia blue for seven of his NFL-record 26 seasons in the league. Blanda was the team's leading passer and scorer in each of those seven seasons and still owns franchise records for most extra points (299), most touchdown passes in a season (36) and most touchdown passes in a game (7). He is also third in points scored with 596. The 36 scoring tosses stood as an NFL record for an astounding 23 years. Blanda's NFL career records included most games

(340), most points (2,002) and most extra points (943). He also passed for 236 touchdowns. Blanda captained the Oilers to two consecutive AFL titles in 1960 and 1961, earning AFL Player of the Year honors in 1961. Blanda's career was divided into three distinct parts, 10 years with the Chicago Bears, seven seasons with the Houston Oilers and nine years with the Oakland Raiders. In 1970, he became the oldest quarterback to play in a title game. He was just a month shy of his 49th birthday when he retired before the 1976 season. Blanda passed away at age 83 on Sept. 27, 2010.



GEORGE BLANDA'S CAREER STATISTICS

Year	Team	GP	PASSING						RUSHING			
			Att	Cmp	Yds	TD	Int	Rating	Att	Yds	Avg	TD
1949-58	Chicago	116	988	445	5,936	48	70	51.3	91	312	3.4	5
1960-66	Houston	98	2,784	1,347	19,149	165	189	73.8	41	28	-0.6	4
1967-75	Oakland	126	235	119	1,835	23	18	69.4	3	4	1.3	0
Totals		340	4,007	1,911	26,920	236	277	60.6	135	344	2.5	9

Year	Team	GP	KICKING				
			FG	FGA	Pct.	PATs	Pts
1949-58	Chicago	116	82	201	40.8	247	541
1960-66	Houston	98	91	187	48.6	301	598
1967-75	Oakland	126	162	249	65.1	395	863
Totals		340	335	637	52.6	943	2,002



29



KEN HOUSTON

SAFETY • 6'3" • 197 lbs • COLLEGE: PRAIRIE VIEW A&M
 NFL SEASONS: 14 • YEARS WITH OILERS: 6 (1967-72)
 HOMETOWN: LUFKIN, TEXAS • BORN: NOV. 12, 1944
 GAMES PLAYED: 196 • HALL OF FAME INDUCTION: 1986



Considered one of the best safeties in football history, Ken Houston picked off 49 passes (898 yards), recovered 21 fumbles and scored 12 touchdowns over his 14-season NFL career, earning Pro Bowl honors 12 consecutive times (1968-69 AFL, 1970-79 NFL). Houston returned an NFL-record nine interceptions for a touchdown in his six seasons as an Oiler. Four of those scores came in 1971, tying an NFL record. He returned two in one game against San Diego in the 1971 season finale, which also ties an NFL mark. His other three touchdowns came on a punt return, a fumble return and a blocked field goal return. Houston also holds the Oilers record for most career interception return yards with 650. With a long, fluid stride, Houston had excellent speed and quickness. His 6-3, 197-pound frame made him an ideal pass defender. Yet his lean, muscular body helped him to become a punishing tackler. Originally a ninth-round draft

choice out of Prairie View A&M, Houston earned a starter's role by the third game of his rookie season. Two weeks later in a game against the New York Jets, he scored two touchdowns, one on a 71-yard blocked field goal attempt, and the other on a 43-yard interception return. After excelling for six years with the Oilers, Ken was traded to the Washington for five veteran players in 1973. Washington once referred to Houston as "pro football's most underrated superstar," but his capabilities were widely recognized. He won all-league acclaim with the Oilers in 1969 and 1971, and then was either All-Pro or All-NFC with Washington every year from 1973 to 1979. He was selected for either the AFL All-Star game or the AFC-NFC Pro Bowl 12 straight seasons from 1968 through 1979. He played in 183 consecutive games before suffering a broken arm against the New York Giants on Nov. 25, 1979.



KEN HOUSTON'S CAREER STATISTICS

Year	Team	G	Int	Yds	Avg	TD	FR	TD
1967-72	Houston	84	25	650	26.0	9	11	1
1973-80	Washington	112	24	248	10.3	0	10	0
Totals		196	49	898	18.3	9	21	1

Additional Career Statistics: Punt Returns: 51 returns for 333 yards, 1 TD; Kickoff Returns: 3 returns for 80 yards

FRANCHISE PRO FOOTBALL HALL OF FAMERS

34



EARL CAMPBELL

RUNNING BACK • 5'11" • 232 lbs • **COLLEGE:** TEXAS
NFL SEASONS: 8 • **YEARS WITH OILERS:** 7 (1978-84)
HOMETOWN: TYLER, TEXAS • **BORN:** MARCH 29, 1955
GAMES PLAYED: 115 • **HALL OF FAME INDUCTION:** 1991



Earl Campbell, a 5-11, 232-pound ball-carrying dynamo from the University of Texas, joined the Houston Oilers as the first player taken in the 1978 National Football League Draft. The first player to earn All-Southwest Conference honors four years, Campbell was a consensus All-America and the Heisman Trophy winner in 1977. Campbell took the NFL by storm from the outset. In 1978, he was named the NFL's Most Valuable Player, All-Pro, and Rookie of the Year. He won the league rushing championship with a club-record 1,450 yards and was named to the AFC Pro Bowl squad. It was more of the same the next two years with NFL rushing titles, MVP honors, and consensus All-Pro acclaim each season. He followed his rookie campaign with 1,697 yards in 1979, but his finest year came in 1980 when he rushed for 1,934 yards, which at the time was second only to O. J. Simpson's 2,003 yards gained in 1973. That year, Campbell gained over 200 yards in four games. In 1981, he won his fourth straight AFC rushing title with 1,376 yards. A sensational runner, Campbell was picked for the Pro Bowl five of his first six NFL seasons (1978-81, 1983). In his eight-year career, which finished in New Orleans, Campbell rushed 2,187 times

for 9,407 yards, and 74 touchdowns, retiring as the NFL's seventh all-time leading rusher. He also gained 806 yards on 121 receptions to bring his career combined net yards total to 10,213. He set Oilers records for most career yards (8,574), most career attempts (1,979), most touchdown runs (73) and most consecutive games with a rushing touchdown (5). His most famous performance came in a Monday night game against Miami in his rookie season. That night, he rushed for 199 yards and four touchdowns to lead the Oilers to a spectacular 35-30 victory. In spite of the constant pounding he took from opposing defenders, Earl missed only six games out of 115 because of injuries. Midway into his seventh season, he was traded by the Oilers to the New Orleans Saints for a first-round draft pick. He played a season and a half with the Saints before retiring after the 1985 campaign. Campbell is one of just four people officially designated a Texas Legend by the Texas State Legislature. The others are Davy Crockett, Sam Houston and Stephen F. Austin. Campbell was the only designee of the 20th century.



EARL CAMPBELL'S CAREER STATISTICS

Years	Team	RUSHING					RECEIVING				
		G	Att	Yds	Avg	TD	Rec	Yds	Avg	Lg	TD
1978-84	Houston	91	1,979	8,574	4.3	73	115	718	6.2	66	0
1984-85	New Orleans	24	208	833	4.0	1	6	88	14.7	39	0
Totals		115	2,187	9,407	4.3	74	121	806	6.7	66	0

Additional Career Statistics: Passing: 1 for 3 for 57 yards, 1 TD, 1 Int



18



CHARLIE JOINER

WIDE RECEIVER • 5'11" • 188 lbs • COLLEGE: GRAMBLING
 NFL SEASONS: 18 • YEARS WITH OILERS: 4 (1969-72)
 HOMETOWN: MANY, LA. • BORN: OCT. 14, 1947
 GAMES PLAYED: 239 • HALL OF FAME INDUCTION: 1996



Charlie Joiner played 18 seasons in the NFL, including his first four with the Houston Oilers. One of the league's most prolific receivers, he amassed 750 career receptions for 12,146 yards and 65 touchdowns, ranking as the league's leading receiver of all-time when he retired at the age of 39 in 1986. His 18 seasons played were longer than any other wide receiver in history at the time of his retirement. The Oilers originally targeted Joiner for the defensive backfield when they picked the 5-11, 180-pounder from Grambling in the fourth round of the 1969 AFL-NFL Draft. Joiner played briefly on defense and the kickoff return team but soon became established as a premier pass catcher. Joiner caught 82 of his 750 career passes as an Oiler, totaling 1,480 yards and 12 touchdowns. He paced the squad with 681 yards and seven touchdown grabs in 1971. In his fourth season in 1972, Houston sent him to the Cincinnati Bengals in a four-player swap. Four years later in 1976, he was traded to San Diego. With the Chargers, Joiner blossomed into super-stardom. He and quarterback Dan Fouts

formed a lethal pass-catch team that accounted for the preponderance of his 586 receptions as a Charger. During his 11 years in San Diego, Joiner caught 50 or more passes seven times and had 70 or more receptions three seasons. Injuries cut into his playing time at the beginning, but in a 193-game span over his final 13 seasons, Joiner missed only one game. He was an All-NFL pick in 1980 and a Pro Bowl choice three times. In the 1980 AFC title game, he led the Chargers with six receptions for 130 yards and two touchdowns. Blessed with excellent speed and tantalizing moves, Joiner averaged 16.2 yards per catch and accounted for 12,146 yards and 65 touchdowns. When he was inducted into the Pro Football Hall of Fame in 1996, Joiner ranked fifth in receptions and sixth in receiving yardage on the NFL's all-time list. Joiner was once described by San Francisco 49ers coaching great Bill Walsh as "the most intelligent, the smartest, the most calculating receiver the game has ever known."



CHARLIE JOINER'S CAREER STATISTICS

Years	Team	RECEIVING				
		G	Rec	Yds	Avg	TD
1969-72	Houston	48	106	1,919	18.1	14
1972-75	Cincinnati	39	82	1,463	17.8	6
1976-86	San Diego	152	562	8,764	15.6	45
Totals		239	750	12,146	16.2	65

Additional Career Statistics: Passing: 0-1; Rushing: 8 rushes for 22 yards; Kickoff Returns: 10 returns for 94 yards

FRANCHISE PRO FOOTBALL HALL OF FAMERS

63



MIKE MUNCHAK

GUARD • 6'3" • 281 lbs • COLLEGE: PENN STATE
NFL SEASONS: 12 • YEARS WITH OILERS: 12 (1982-93)
HOMETOWN: SCRANTON, PA. • BORN: MARCH 5, 1960
GAMES PLAYED: 159 • HALL OF FAME INDUCTION: 2001



Mike Munchak was the eighth player overall and the first offensive lineman chosen in the 1982 National Football League draft. Selected by the Oilers, the former Penn State standout was an immediate success with the Houston club, earning the starting left guard spot in his first training camp. The 6-3, 281-pound lineman wasted little time establishing himself as one of the premier guards in the NFL. In 1984, in just his third year in the league, he was named to the first of seven All-AFC teams. That same year he received the first of nine Pro Bowl invitations. Not coincidentally, the Oilers' on-the-field successes increased as Munchak's development and experience increased. From their dismal 1-8 record in the strike-shortened 1982 season, the Oilers improved nearly every year that Munchak played. Along the way, the team advanced to the playoffs seven consecutive years (1987-1993) and captured the 1991 and 1993 AFC Central Divisional crowns. Munchak was a devastating blocker and considered the key to an offensive line that kept the Oilers at or near the top of the NFL's offensive statistical categories. In 1988 he led the Oilers' offensive line that gave

up just 24 quarterback sacks which was third in the NFL. It was also the fewest sacks allowed by the team in 10 seasons. The following season the offensive line held opponents to no sacks in six games. In 1991, the Oilers offensive line finished second in the AFC and fourth in the NFL in the fewest quarterback sacks allowed. Behind the Munchak-led line, Houston led the NFL in total offense in 1990 and passing offense in 1990 and 1991. The Oilers finished second in points scored in 1990 and second in total offense in 1991. Equally effective as a run blocker, Munchak led the Oilers offensive charge in 1993 as the team finished fourth in the NFL in both average gain per rushing play (4.4) and average gain per offensive play (5.3). Although he suffered from chronic knee problems, Munchak played in 159 regular season games. His 12 seasons with the Oilers tied him for second longest in the franchise's history at the time of his retirement. He became the first player inducted into the Hall of Fame who played his entire career with the Oilers. Long-time teammate Bruce Matthews presented Munchak for induction.



MIKE MUNCHAK'S CAREER STATISTICS

Career Games Played/Started (Playoffs): 1982: 4/3, 1983: 16/16, 1984: 16/16, 1985: 16/16, 1986: 6/6, 1987: 12/12 (2/2), 1988: 16/16 (2/2), 1989: 16/16 (1/1), 1990: 16/16 (1/1), 1991: 13/13 (2/2), 1992: 15/14 (1/1), 1993: 13/12 (1/1) **Totals: 159/156 (10/10)**

Additional Statistics: 1 TD (1-yard fumble recovery vs. Cleveland, 9/14/86)



FRANCHISE PRO FOOTBALL HALL OF FAMERS

65



ELVIN BETHEA

DEFENSIVE END • 6'2" • 260 lbs • COLLEGE: NORTH CAROLINA A&T
NFL SEASONS: 16 • YEARS WITH OILERS: 16 (1968-83)
HOMETOWN: TRENTON, N.J. • BORN: MARCH 1, 1946
GAMES PLAYED: 210 • HALL OF FAME INDUCTION: 2003



Defensive end Elvin Bethea, an eight-time Pro Bowl selection during his outstanding career with the Houston Oilers, was named to the five-man class of the 2003 Pro Football Hall of Fame that included running back Marcus Allen, guard Joe DeLamielleure, wide receiver James Lofton, and coach Hank Stram. A third-round draft pick in 1968 (77th player overall) Bethea played in 210 games over 16 seasons, never missing a game until breaking his arm on Nov. 13, 1977. He was considered a "steal" in a draft class that produced three future Hall of Fame players in Larry Csonka, Art Shell, and Ron Yary. When he retired, he held three team records relating to career service: most seasons (16), most career regular season games played (210), and most consecutive regular season games played (135). Having led the team in sacks in six seasons, Bethea's unofficial 105-career sack total still ranks first in franchise history, including his team-best 17 sacks in 1973. He recorded four sacks and a fumble recovery in his best single game performance against San Diego in 1976. He played in eight playoff games and posted 691 career tackles. Bethea also played in eight

Pro Bowls (1970, 1972-1976, 1979, 1980) and earned All-Pro second-team honors in 1973, 1975, 1978, and 1979. More than just a pass rusher, Bethea was also effective against the run. Eventhough 1974 was the first year such statistics were compiled by the Oilers, his 691 career tackles, are still among the best in franchise history, even excluding the first six years of his career. "When people ask me who the best guy I ever played against was I always tell them Elvin Bethea and Lyle Alzado because both of them were complete ballplayers," said Art Shell, Hall of Fame member of the Oakland Raiders. "Elvin was one of the quickest guys I've ever been around. We always had to double-team him. There were times when I was supposed to block him when he would get by me so quick. And then Gene Upshaw was supposed to pick him up and he also got by him so quick that we would get back to the huddle and Upshaw would say, 'Did you see that?' and I'd say, 'Yeah, I saw that. He just beat the heck out of me too!' Elvin was just a great player."



ELVIN BETHEA'S CAREER STATISTICS

Years	Team	GP	Tackles	Sacks	FR	Int	Yds	TD
1968-83	Houston	210	691	105.0	16	0	0	1
Totals		210	691	105.0	16	0	0	1

Additional Career Statistics: Safeties - 2, Fumble Return for TD - 1



FRANCHISE PRO FOOTBALL HALL OF FAMERS

1



WARREN MOON

QUARTERBACK • 6'3" • 212 lbs • COLLEGE: WASHINGTON
NFL SEASONS: 17 • YEARS WITH OILERS: 10 (1984-93)
HOMETOWN: LOS ANGELES, CALIF. • BORN: NOVEMBER 18, 1956
GAMES PLAYED: 208 • HALL OF FAME INDUCTION: 2006



Warren Moon was inducted into the 2006 class of the Pro Football Hall of Fame. Moon played 10 years (1984-93) with the Oilers/Titans organization and holds the franchise records for passing yards (33,685) and touchdowns (196), while leading the Oilers to seven consecutive playoff appearances from 1987-93. During a 17-year NFL career, Moon played for the Houston Oilers, Minnesota Vikings, Seattle Seahawks and Kansas City Chiefs and amassed 49,325 passing yards, 291 touchdowns and 102 wins. He earned nine Pro Bowl invitations (at the time of his retirement, tied for the most by a quarterback with John Elway and Dan Marino), posted nine 3,000 yard seasons, 49 300-yard games and led his team to nine playoff appearances. His eight consecutive playoff berths matched a feat accomplished by Terry Bradshaw and Joe Montana. At the time of his retirement, he held the single-season passing yardage record for three different franchises: Oilers (4,367 in 1991), Vikings (4,364 in 1994) and Seahawks (3,678 in 1997). Moon tallied many accomplishments during his Oilers career. His finest season came in 1990, throwing for 4,689 yards (363 for 584) and 33 touchdowns in 15

games. He earned AP NFL Offensive Player of the Year for his efforts and his third of nine Pro Bowl invitations. Against Kansas City in 1990, Moon threw for 527 yards, which at the time ranked as the second highest single-game total in NFL history (Norm Van Brocklin, 554 yards in 1951). In 1991, he surpassed the previous season's yardage total with 4,690 yards and became just the third player (Marino, Fouts) in NFL history to produce consecutive 4,000 yard passing seasons. Moon joined the Oilers and the NFL in 1984, after six seasons in the Canadian Football League, where he led his team to five Grey Cups (League Champions). In the CFL, Moon threw for 21,228 yards and 144 touchdowns. Moon was driven to play in the CFL after drawing little interest from the NFL as a starting quarterback following his senior season at the University of Washington. Moon became the first African-American quarterback to be inducted into the Pro Football Hall of Fame, and his legacy as a minority quarterback cannot be underestimated. At the time of his arrival in the NFL only two black quarterbacks had been significant starters for their NFL teams (Shack Harris, Rams; Doug Williams, Tampa Bay).



WARREN MOON'S CAREER STATISTICS

Year	Team	G	Att	Comp	PASSING				Rating	RUSHING			
					Yds	TD	Int			Att	Yds	Avg	TD
1978-83	Edmonton	96	2,382	1,369	21,228	144	77		93.8	330	1,700	5.2	16
1984-1993	Houston	141	4,546	2,632	33,685	196	166		80.3	439	1,461	3.3	21
1994-96	Minnesota	39	1,454	882	10,102	58	42		80.0	69	143	2.1	0
1997-98	Seattle	25	786	458	5,310	36	24		80.2	33	50	1.5	1
1999-00	Kansas City	3	37	16	228	1	1		59.8	2	2	1	0
CFL Totals		96	2,382	1,369	21,228	144	77		93.8	330	1,700	5.2	16
NFL Totals		208	6,823	3,988	49,325	291	233		80.9	543	1,736	3.2	22
Career Totals		304	9,205	4,157	70,553	435	310		87.4	873	3,436	4.2	38



74



BRUCE MATTHEWS

GUARD/TACKLE/CENTER • 6'5" • 305 lbs • COLLEGE: USC
 NFL SEASONS: 19 • YEARS WITH OILERS: 19 (1983-2001)
 HOMETOWN: ARCADIA, CALIF. • BORN: AUGUST 8, 1961
 GAMES PLAYED: 296 • HALL OF FAME INDUCTION: 2007



Arguably one of the best offensive linemen to ever play the game, Bruce Matthews became the first Tennessee Titan to be inducted into the Pro Football Hall of Fame. At the time of his retirement, Matthews played in more NFL games (296) than any non-kicker in the league's history. Longevity and durability were his hallmarks, but that coupled with his unparalleled play, earning a league record 14 consecutive Pro Bowl (9 at guard and 6 at center) selections (tied with Merlin Olsen) and seven times named AP All-Pro, made him one of the all-time greats. He rose to the challenges presented to him in starting at every position on the offensive line during his NFL career (87 C, 99 LG, 67 RG, 22 RT, 17 LT). He becomes the first Hall of Fame offensive lineman to play significant time at all five offensive line positions. A constant for the Oilers/Titans franchise, Matthews started in a team record 229 consecutive games (streak started at Indianapolis, Nov. 29, 1987) and never missed a game because of injury. His 19 seasons also are a team record and he ranks second in NFL history for years with one team behind Jackie Slater, who spent 20 seasons with the Rams. Matthews and G Randall McDaniel (Vikings) were the only two NFL players to play in every game during the decade of the 90's. Matthews was a part of nearly one-half of the franchise's first 42-years of history and helped the team win 146 games, make the playoffs

nine times, earn the only three AFC Central titles in team history, earn an AFC Championship and the franchise's only Super Bowl appearance. He blocked for 15 quarterbacks and 27 running backs, including five different 1,000-yard rushers (Earl Campbell, Mike Rozier, Lorenzo White, Gary Brown and Eddie George). During his career, he played in offenses that produced nine 1,000-yard rushing seasons and eight 3,000-yard passers. Additionally, he played in 42 different stadiums during his NFL career. During his career, Matthews blocked on a line that helped produce 65 100-yard rushing performances and 48 300-yard passing performances. Originally drafted by the Houston Oilers in the first round (ninth overall) of the 1983 NFL Draft, Matthews earned All-America honors at the University of Southern California. Matthews and his brother, Clay, each played 19 NFL seasons and the duo set an NFL record for games played by a pair of brothers with 574 games. Clay Matthews played in 278 games during his NFL career. Matthews had his number 74 jersey retired by the team and was inducted into the organization's Hall of Fame during a December, 2002 ceremony. Matthews joined a 2007 Hall of Fame class that included Dallas Cowboys WR Michael Irvin, Buffalo Bills RB Thurman Thomas, Detroit Lions TE Charlie Sanders, Cleveland Browns G Gene Hickerson, and St. Louis CB Roger Wehrli.



BRUCE MATTHEWS' CAREER STATISTICS

Career Games Played/Started (Playoffs): 1983: 16/15, 1984: 16/16, 1985: 16/16, 1986: 16/16, 1987: 8/5 (2/2), 1988: 16/16 (2/2), 1989: 16/16 (1/1), 1990: 16/16 (1/1), 1991: 16/16 (2/2), 1992: 16/16 (1/1), 1993: 16/16 (1/1), 1994: 16/16, 1995: 16/16, 1996: 16/16, 1997: 16/16, 1998: 16/16, 1999: 16/16 (4/4), 2000: 16/16 (1/1), 2001: 16/16, **Totals: 296/292 (15/15)**

Career Starts Breakdown by Position: 1983, RG 15; 1984, C 9, RG 1, RT 6; 1985, RT 16; 1986, LT 16; 1987, RG 5; 1988, RG 16; 1989, RG 15, C 1; 1990, RG 15, C 1; 1991, C 16; 1992, C 16; 1993, C 16; 1994, C 15, LT 1; 1995, LG 16; 1996, LG 16; 1997, LG 16; 1998, LG 16; 1999, LG 12, C 4; 2000, LG 16; 2001, LG 7, C 9; **Totals: 87 C, 99 LG, 67 RG, 22 RT, 17 LT**

78

**CURLEY CULP**

DEFENSIVE TACKLE • 6'2" • 265 lbs • COLLEGE: ARIZONA STATE
 NFL SEASONS: 14 • YEARS WITH OILERS: 7 (1974-1980)
 HOMETOWN: YUMA, ARIZ. • BORN: MARCH 10, 1946
 GAMES PLAYED: 179 • HALL OF FAME INDUCTION: 2013



Curley Culp was voted into the Pro Football Hall of Fame in 2013. A six-time Pro Bowl selection, Culp played in 179 games during his NFL career with the Kansas City Chiefs (1968-1974), Houston Oilers (1974-1980) and Detroit Lions (1980-81). He was considered the prototypical nose tackle and helped pioneer the 3-4 defense. Hailing from Arizona State, where he was an All-American in both football and wrestling, Culp was selected in the second round of the 1968 NFL Draft by the Denver Broncos, who intended to use him as an offensive guard. However, his brief stint in Denver ended when he was traded to the Chiefs, who inserted him permanently on the defensive side. In 1969, the Chiefs won Super Bowl IV, and Culp was an instrumental member of one of the league's top defenses. He helped the Chiefs defeat the Oakland Raiders in the AFL Championship Game and the Minnesota Vikings in the Super Bowl. In 1974, during his seventh campaign in Kansas City, Culp was traded to the Oilers along with a first-round draft pick (used to select Robert Brazile) in exchange for John Matuszak. The move paid almost immediate dividends for the Oilers, who previously suffered through 1-13 records in both 1972 and 1973. In 1975, Culp's first full season in Houston, he helped the Oilers to a record of 10-4, the first winning mark for the club


in eight years. With Culp anchoring the defense, the Oilers finished with the AFC's top-ranked run defense (third in the NFL). Individually, Culp produced arguably the finest season of his career, recording 11.5 sacks and earning NFL Defensive Player of the year honors by the Newspaper Enterprise Association. Culp continued as a leader of the Oilers defense that culminated in back-to-back appearances in the AFC championship games in 1978 and 1979. He was named to one AFL All-Star Game and five Pro Bowls during his career. Culp also was picked as a first-team All-Pro in 1975 and a second-team selection in 1971, 1977, 1978, and 1979. He was selected first- or second-team All-AFC five times. "Curley Culp was perhaps the strongest man I ever lined up against," said Raiders Hall of Fame center Jim Otto. Culp used his strong wrestling background to create havoc for opposing guards and centers. He was the 1968 NCAA heavyweight wrestling champion and was named to the U.S. Olympic wrestling team that year. Culp joined a 2013 Hall of Fame class that included offensive linemen Larry Allen and Jonathan Ogden, wide receiver Cris Carter, coach Bill Parcells, linebacker Dave Robinson and defensive lineman Warren Sapp.

**CURLEY CULP'S CAREER STATISTICS**

Years	Team	GP
1968-74	Kansas City	82
1974-80	Houston	92
1980-81	Detroit	5
Totals		179

FRANCHISE PRO FOOTBALL HALL OF FAMERS

52



ROBERT BRAZILE

LINEBACKER • 6'4" • 241 lbs • COLLEGE: JACKSON STATE
NFL SEASONS: 10 • YEARS WITH OILERS: 10 (1975-1984)
HOMETOWN: MOBILE, ALA. • BORN: FEB. 7, 1953
GAMES PLAYED: 147 • HALL OF FAME INDUCTION: 2018



Robert Brazile was elected into the Pro Football Hall of Fame in 2018. As a rookie in 1975, he made an instant impact as he helped Houston notch the franchise's first winning season in eight years with a 10-4 record. He went on to win Defensive Rookie of the Year in 1975. With his speed, strength, tackling and coverage ability, Brazile helped revolutionize the outside linebacker position in a 3-4 defense. Nicknamed 'Dr. Doom,' Brazile started all 147 regular season games during his career and made seven postseason starts, including back-to-back AFC Championship Games (1978-79). He recorded nine tackles and one fumble recovery in the 1978 AFC Championship game. He was elected to seven career Pro

Bowls and named All-Pro for five consecutive seasons (1976-80). Brazile registered a career-best 185 tackles in 1978 on his way to helping the Oilers secure three consecutive 10-win seasons and three consecutive playoff berths (1987-80). His career statistics include 13 interceptions, 14 fumble recoveries and 6.5 sacks in both 1976 and 1980. Brazile was named to the NFL's All-Decade Team of the 1970s.



ROBERT BRAZILE'S CAREER STATISTICS

Years	Team	GP	Tackles	Sacks	FR	Int	Yds	TD
1975-84	Houston	147	1,281	48.0	14	13	201	0
Totals		147	1,281	48.0	14	13	201	0

68



KEVIN MAWAE

CENTER • 6'4" • 289 lbs • COLLEGE: LOUISIANA STATE
 NFL SEASONS: 16 • YEARS WITH TITANS: 4 (2006-09)
 HOMETOWN: LEEVILLE, LA. • BORN: JANUARY 23, 1971
 GAMES PLAYED: 241 • HALL OF FAME INDUCTION: 2019



Kevin Mawae was elected to the Pro Football Hall of Fame Class of 2019 and became the first established Titan without connections to the Houston Oilers to receive the honor. He played four seasons (2006-09) in Tennessee. Mawae entered the NFL as a second-round pick of the Seattle Seahawks in the 1994 NFL Draft. He began his career at right guard before being moved to center at the start of the 1996 season and remained at that position for the rest of his NFL career. After four seasons (1994-97) in the Northwest, the Louisiana State product signed a free agent deal with the New York Jets in 1998. In his first season in New York, Mawae helped running back Curtis Martin rush for a Jets franchise record eight 100-yard rushing games en route to 1,287-yard season. In 1999, he was named to his first of eight Pro Bowls and paved the way for Martin's then franchise-record 1,464 rushing yards. The 6-foot-4-inch, 289-pounder played in an astounding 177 consecutive games before a serious triceps

injury ended his 2005 campaign after six games. Mawae signed a free agent deal with the Titans in 2006. In his first season with Tennessee, he made an immediate impact and was a part of an offense that ranked third in the AFC and fifth in the NFL in rushing with 2,214 yards. Three seasons later, he helped Chris Johnson amass a franchise-best 2,006 rushing yards, becoming just the sixth player all-time to accomplish the feat. In 241 career games over 16 seasons, Mawae was extremely durable and known for his toughness in the trenches. He was a first-team, all-decade center for the 2000s and blocked for a 1,000-yard rusher in 13 of his 16 seasons. Running backs Chris Warren (1,545 yards in 1994), Martin (1,697 in 2004), LenDale White (1,110 in 2007) and Johnson (2,006 in 2009) had the highest season rushing totals of their careers with Mawae on the line. He played 90 games in which there was a 100-yard rusher, the most by any offensive lineman in NFL history.



KEVIN MAWAE'S CAREER STATISTICS

Career Games Played/Started (Playoffs): 1994: 14/11, 1995: 16/16, 1996: 16/16, 1997: 16/16, 1998: 16/16 (2/2), 1999: 16/16, 2000: 16/16, 2001: 16/16 (1/1), 2002: 16/16, 2002: 16/16 (2/2), 2003: 16/16, 2004: 16/16 (2/2), 2005: 6/6, 2006: 16/16, 2007: 14/14, 2008: 15/15, 2009: 16/16 **Totals: 241/238 (7/7)**

RETIRED JERSEY NUMBERS

In the history of the Oilers/Titans franchise, only eight players have had the distinction of having their jersey number retired — **Jim Norton** (No. 43), **Elvin Bethea** (No. 65), **Earl Campbell** (No. 34), **Mike Munchak** (No. 63), **Bruce Matthews** (No. 74), **Warren Moon** (No. 1), **Eddie George** (No. 27) and **Steve McNair** (No. 9).

43

Jim Norton played nine seasons for the Oilers (1960-68) as a safety and as a punter, establishing team records at both positions. As a rookie from the University of Idaho, Norton was a member of the Oilers' 1960 AFL Championship team. A four-time league all-star, he holds the club record for most interceptions in a career with 45. Also an accomplished punter, Norton was tops in club history with 519 career punts for a 42.3-yard career average and a long kick of 79 yards (11/22/64 vs. Kansas City).

65

Elvin Bethea joined the Oilers in 1968 after an outstanding career at North Carolina A&T. He started at defensive end in the 1968 season opener and didn't miss a game until breaking his arm in November 1977. That streak of 135 consecutive games played stands third in team history. An eight-time Pro Bowler (1970, 1972-76, 1978-80), Bethea ranks second for most seasons played (16, 1968-83), while his 210 games played (1968-83) also stands second behind Bruce Matthews. Bethea led the team

in sacks six times, including a career-best mark of 17 in 1973. The Oilers honored him with an "Elvin Bethea Appreciation Night" on Aug. 4, 1983. He became the sixth player in franchise history to be inducted into the Pro Football Hall of Fame on Aug. 3, 2003.

34

Earl Campbell, the franchise's third leading rusher and a member of the Pro Football Hall of Fame, was honored by having his number retired at ceremonies on Aug. 13, 1987. He set a single-season club record with a league-leading 1,450 yards his rookie season. Campbell followed that performance with 1,697 yards in 1979 and an astounding 1,934 yards in 1980. Both those totals led the NFL and the latter was second only to O.J. Simpson's 2,003 yards in 1973. Campbell was selected to five

Pro Bowls (1978-81, 1983) and retired as the NFL's seventh all-time leading rusher (9,407). He ranks third in franchise history in career rushing yards (8,574) and attempts (1,979), second in touchdown runs (73) and first in most consecutive games with a rushing touchdown (5).

63

Mike Munchak joined the Oilers as a first-round draft pick in 1982 out of Penn State. He was the first offensive lineman selected in the draft and the eighth overall selection. Munchak won the starting left guard position as a rookie and went on to play in 12 campaigns (1982-93) and 159 games (156 starts) for the Oilers. He is tied for third on the team's all-time list for seasons played and ranks fifth in games played. Munchak became a fixture on an offensive line that helped the Oilers to seven consecutive

playoff appearances (1987-93). One of the premier guards in the National Football League, Munchak was selected to NFL's "Team of the Decade" for the 1980s and was chosen in 1989 to Oilers' 30th Anniversary "Dream Team." He ranks second in club annals with nine Pro Bowl selections, seven as a starter. Munchak announced his retirement on July 21, 1994, and on the same day, K.S. "Bud" Adams, Jr., announced that jersey No. 63 would be retired on "Mike Munchak Appreciation Day" on Nov. 6, 1994.

74

and 17 at left tackle). His number was retired during a halftime ceremony in Nashville on Dec. 8, 2002.

1

Warren Moon, the fourth leading passer in NFL history at the time his number was retired, played 10 years (1984-93) with the organization and holds the franchise records for passing yards (33,685) and touchdowns (196), while leading the Oilers to seven consecutive playoff appearances from 1987-93. Moon's finest season came in 1990, throwing for 4,689 yards (363-for-584) and 33 touchdowns in only 15 games and becoming the third player in NFL history to produce consecutive 4,000-yard

passing seasons. He earned AP NFL Offensive Player of the Year for his efforts and his third Pro Bowl berth. His jersey was retired in a halftime ceremony in Nashville on Oct. 1, 2006.

27

Eddie George became the organization's all-time leading rusher as well as its all-time scrimmage yards leader in eight seasons with the team. His 10,009 rushing yards from 1996-2003 ranked second in the NFL (Curtis Martin), while his 12,153 scrimmage yards in the same time frame were third (Marshall Faulk, Martin). His accolades included four Pro Bowl selections (1997-2000), AP All-Pro honors (2000) and the AP Rookie of the Year Award (1996). George also set franchise standards for career rushing

attempts (2,733), career touchdowns (74), 1,000-yard rushing seasons (seven), seasons as the team's leading rusher (eight) and career playoff rushing yards (776). During his time with the Titans he amassed 36 100-yard rushing performances (second to Earl Campbell's 39), resulting in a 30-6 record in those contests. He established an NFL mark with 130 consecutive starts by a running back to begin a career—a total which ranked second in NFL history for consecutive starts by a running back at any point. His jersey was retired in a halftime ceremony in Nashville on Sept. 15, 2019.

9

Steve McNair played 11 seasons with the organization (1995-2005), becoming its second all-time leading passer (27,141 yards) and recording the most wins as a starting quarterback (76). At the time his jersey was retired, he trailed only Warren Moon on the franchise's all-time passing yards list and also ranked second for the organization in completions (2,305), completion percentage (59.5) and passer rating (83.3). He ranked third in touchdown passes (156). His 3,439 rushing yards and 36 touchdown runs

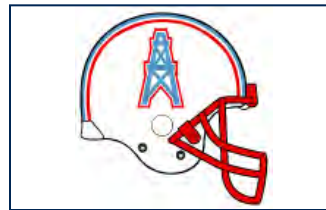
were the most in team history by a quarterback. McNair earned three of his four career Pro Bowl berths with the Titans (2000, 2003 and 2005), and in 2003, he shared Associated Press NFL Most Valuable Player honors with Peyton Manning after leading the league with a 100.4 rating. He became the first African-American quarterback to win MVP honors. McNair was the third player in the history of the NFL to pass for 30,000 yards and rushed for 3,500 yards, along with Fran Tarkenton and Steve Young. Only Brett Favre and Manning started more combined NFL regular season and postseason games than McNair (134) from the time he became a full-time starter in 1997 through 2005. He was selected with the third overall draft pick in 1995. His jersey was retired in a halftime ceremony in Nashville on Sept. 15, 2019.

OILERS LOGO HISTORY

The original Oilers helmet, circa 1960, was blue with a white stripe down the middle. The oil derrick logo was also white. Although the derrick itself remained, many subtle changes were made to the helmets over the years. In 1964, two red stripes were added to the white striping on top of the helmet. Two years later, the helmet color was changed to silver with red and blue striping. The derrick, meanwhile, was changed to blue with a red outline and white background. In 1972, the helmet color was switched back to blue with red and white striping, while the derrick was changed to white with a red outline. Three years later, the helmet color was changed to its familiar white with red and blue striping. The derrick was then switched to blue with a red outline. The helmets boasted a gray facemask. In 1981, the facemask was switched to red. In 1997, the Oilers added the Tennessee logo to the back of their helmet upon their relocation to Nashville. In 1999, the franchise unveiled a new logo as the team was renamed the Tennessee Titans.



The original Houston Oilers helmet from 1960-65 was blue with a white stripe down the middle.



HELMET HISTORY



1960-1965, 1994 Throwback Games
(Red stripe added in 1964)



1966-1970



1971
(Additional silver stripe was used for some games; gap between the blue and red stripe pictured)



1972-1974



1975-1980



1981-1998




1999-2017



2018-present

STADIUM HISTORY

JEPPESEN STADIUM — Houston



Years Played 1960-64

Record 26-11

First Game 9/18/60 — Oilers 38, Los Angeles Chargers 28 (20,156)

Last Game 12/20/64 — Oilers 34, Denver 15 (15,839)

Highlights: Oilers capture inaugural AFL Championship with a 24-16 win over the San Diego Chargers at Jeppesen Stadium (1/1/61)...Oilers defend that title the following year with a 10-3 win at San Diego...Jeppesen record crowd of 37,981 watches Dallas nip Oilers 20-17 in overtime in the 1962 AFL Championship Game (12/23/62).

RICE STADIUM — Houston



Years Played 1965-67

Record 11-10

First Game 9/12/65 — Oilers 27, New York Jets 21 (52,680)

Last Game 12/16/67 — Oilers 24, San Diego 17 (19,870)

Highlights: Oilers wallop Denver 45-7 (9/3/66), setting an AFL record by not allowing a Broncos first down...after four straight losing seasons, Oilers clinch Eastern Division title with 24-17 win over Chargers (12/17/67)...in 1967, Oilers become first team to go from last in the division to first in one season.

ASTRODOME — Houston



Years Played 1968-96

Record 113-103-2 (regular season), 3-2 (playoffs)

First Game 9/9/68 — Kansas City 26, Oilers 21 (45,083)

Last Game 12/15/96 — Cincinnati 21, Oilers 13 (15,131)

Highlights: Astrodome was the first domed stadium in the NFL...Oilers 3-2 in playoff games at Astrodome...Oilers appeared in 16 "Monday Night Football" telecasts, going 10-6...in 1980 season finale against Minnesota (12/21/80), Earl Campbell sets NFL record with his fourth 200-yard rushing game of the season...Campbell finishes with 1,934 yards, then the second-highest total in league history...Oilers set team record for points in a game with 58-14 drubbing of Cleveland (12/9/90)...Oilers beat Steelers 31-6 to win first-ever undisputed AFC Central Division title (12/8/91)...Oilers win club-record 11th consecutive game with 24-0 win over the New York Jets (1/2/94)...three former Oilers — Elvin Bethea (No. 65), Campbell (No. 34) and Mike Munchak (No. 63) — have their numbers retired.

LIBERTY BOWL — Memphis



Year Played 1997

Record 6-2

First Game 8/31/97 — Oilers 24, Oakland 21, OT (30,171)

Last Game 12/21/97 — Oilers 16, Pittsburgh 6 (50,677)

Highlights: The Oilers played their first season in Tennessee at the Liberty Bowl in Memphis...Eddie George ties a franchise record with 216 yards rushing as the Tennessee Oilers win their inaugural game in Tennessee, a 24-21 overtime win over Oakland in Memphis...Oilers close out season with 16-6 win over division-winner Pittsburgh.

DUDLEY FIELD (VANDERBILT STADIUM) — Nashville



Year Played.....1998


Record.....3-5

First Game.....9/13/98 — San Diego 13, Oilers 7 (41,089)

Last Game.....12/26/98 — Minnesota 26, Oilers 16 (41,121)

Highlights: Frank Wycheck catches pass from Steve McNair to score club's first touchdown in Nashville (9/13)...Oilers pummel Cincinnati 44-14 for first win in Nashville (10/18)...Al Del Greco kicks game-winning field goal to secure season sweep of Pittsburgh (11/15).

NISSAN STADIUM — Nashville



Years Played 1999-Present

Record 116-93 (regular season), 2-4 (playoffs)

First Game 9/12/99 — Tennessee 36, Cincinnati 35 (65,272)

Highlights: At Nissan Stadium, the Tennessee Titans have recorded a 118-97 home record (combined regular season and playoffs through 2022), including an undefeated 9-0 home mark in 1999. Adelphia Coliseum, as the stadium was first named, opened its doors in the national spotlight with a preseason victory over the Atlanta Falcons on Aug. 27, 1999. Tennessee opened the regular season with a come-from-behind 36-35 victory over Cincinnati. But the most memorable victory of the season came in a 22-16 Wild Card victory over Buffalo on Jan. 8, 2000. In that game, Kevin Dyson fielded a lateral pass from Frank Wycheck with 16 seconds left and raced 75 yards down the sideline for the winning score. That play, which propelled Tennessee into an AFC Divisional showdown at Indianapolis the following week, was immediately dubbed "The Music City Miracle" and will go down as one of the most memorable moments in NFL history. The Titans won 12 consecutive games to open their new stadium, breaking the NFL record. The Coliseum's name was changed to LP Field in 2006. On June 25, 2015, Nissan and the Titans announced a 20-year stadium naming rights agreement.



HISTORICAL HIGHLIGHTS

THE “FOOLISH CLUB”

In 1959, after numerous failed attempts to enter the NFL as owners through expansion or purchase (Chicago Cardinals), Lamar Hunt and K.S. “Bud” Adams, Jr. agree that forming a new league is a viable alternative to NFL ownership. They would recruit a number of other future owners, who like themselves were looking to enter the world of football ownership, but had been rebuffed. The eight original teams, which would later be dubbed the “Foolish Club” for taking on the NFL were: Dallas (Hunt), Houston (Adams), Denver (Bob Howsam), New York (Harry Wismer), Los Angeles (Barron Hilton), Buffalo (Ralph Wilson), Boston (William Sullivan) and Oakland (Wayne Valley). Minneapolis was set to become one of the original AFL teams, but they were replaced by Oakland when the NFL awarded an expansion franchise to the Minneapolis market in 1960.

All eight teams agreed to contribute \$25,000 to create a league office, which was headed by the first AFL commissioner, Joe Foss. The AFL held their first draft on Nov. 22, 1959 and began play in the fall of 1960 with games televised on ABC.

1959

August 3 – K.S. “Bud” Adams, Jr., announces Houston’s entry into the American Football League.

August 15 – AFL formally organized with six cities: Los Angeles, New York, Denver, Dallas, Houston and Minneapolis-St Paul.

October 31 – Adams names the team “Oilers” — “for sentimental and social reasons.”

November 22 – AFL conducts first player draft. Oilers select Heisman Trophy winner Billy Cannon of LSU.

December 8 – Oilers sign first players, Don Hitt and Tony Banfield, both of Oklahoma State.

1960

January 1 – Oilers sign their first draft choice in LSU’s Billy Cannon.

January 3 – Oilers name former Cleveland great Lou Rymkus as first head coach.

February 20 – Oilers sign veteran pro quarterback George Blanda.

March 8 – Houston School Board approves lease of Jeppesen Stadium to K.S. “Bud” Adams, Jr., and gives permission to increase seating capacity from 22,000 to 36,000.

June 21 – Court rules that Billy Cannon will play with the Houston Oilers.

July 15 – Houston opens first training camp at the University of Houston with daily practices to be held at Busch Field during season.

August 6 – Oilers lose 27-10 to Dallas Texans in first preseason game at Tulsa.

August 20 – Oilers defeat Denver 42-3 before 18,500 in home debut at Jeppesen.

September 11 – Oilers win first regular season contest 37-22 over Oakland at San Francisco. Charles Hennigan scores first Oiler TD on a 43-yard pass from George Blanda. Dave Smith scores first Oiler rushing TD on eight-yard run.

December 11 – Oilers clinch AFL Eastern Division title with 31-23 win over Buffalo at Houston.

December 29 – Lou Rymkus named AFL’s first Coach of the Year.

1961

January 1 – Oilers win first AFL Championship by defeating Los Angeles Chargers 24-16 before 32,000 fans at Jeppesen Stadium. Billy Cannon is named game’s MVP; Blanda completes 16 of 32 passes for 301 yards and three TDs. Winning players share: \$1,016.42.

September 9 – Oilers open regular season with a 55-0 rout of Oakland at Jeppesen despite threats from Hurricane Carla.

October 16 – Wally Lemm replaces Lou Rymkus as head coach after Oilers open with 1-3-1 record.

October 22 – Oilers defeat Dallas Texans 38-7 in first outing under Wally Lemm. George Blanda comes off the bench to throw three TD passes, make a 53-yard field goal, and kick three PAT’s.

October 29 – George Blanda sets AFL passing record with 464 yards on 18-of-32 passing for four TDs as Oilers win 28-16 at Buffalo.

November 19 – George Blanda throws seven touchdown passes against New York in 49-13 win to set AFL record and the all-time pro record.

December 3 – Oilers defeat previously unbeaten San Diego 33-13 before Houston’s largest crowd, 37,845. Charles Hennigan catches 10 passes for 214 yards and three TDs. George Blanda hits on 20 of 34 attempts for 351 yards and four TDs and kicks AFL-record 55-yard field goal.

December 17 – Oilers win second consecutive Eastern Division crown by beating Oakland 47-16 in Oakland. Oilers become first pro team in history to score over 500 points in one season with 513 points in 14 games.

December 20 – Wally Lemm is named AFL Coach of the Year.

December 23 – George Blanda is named AFL Player of the Year.

December 24 – Oilers win second consecutive AFL title, defeating Chargers 10-3 at San Diego. Billy Cannon wins MVP award for second consecutive year. Winning players share: \$1,724.00.

1962

February 23 – Wally Lemm resigns to become the head coach of St. Louis Cardinals.

March 5 – Oilers name Frank “Pop” Ivy as head coach.

September 16 – Oilers lose to Boston 34-21 in first pro game in historic Harvard Stadium.

October 14 – Oilers set AFL scoring record with 56-17 win over New York

EARLY DOMINANCE & AFL SUPREMACY

With a mix of cast-off players from other professional leagues (QB George Blanda, C Bob Schmidt, T Al Jamison), pro football rookies (RB Billy Cannon, G Bob Talamini) and local college players who never entered the NFL (WR Charles Hennigan, DT Orville Trask), the Oilers quickly became the dominant team in the newly formed American Football League. In each of the league’s first three years, the Oilers advanced to the AFL title game, winning the first two league championships (1960 and 1961). Amazingly, the Oilers reached each of those title games under three different coaches: Lou Rymkus (1960), Wally Lemm (1961) and Frank “Pop” Ivy (1962).

The fiery Rymkus led the inaugural Oilers to the Eastern Division title with a 10-4 mark. They met the Western Division winner Los Angeles Chargers at Jeppesen Stadium in Houston to crown the first AFL champion. The two teams split their two matchups during the regular season. The Oilers took a one-point lead into the fourth quarter and then Blanda hit Cannon for an 88-yard score early in the fourth quarter to end the scoring, 24-16. Blanda tallied 301 passing yards and three touchdowns in the game.

After the Oilers opened the 1961 season 1-3-1, head coach Lou Rymkus was replaced by Wally Lemm, who had been on the 1960 staff but left for private business prior to the 1961 season. The Oilers would win nine consecutive games under Lemm to end the regular season with a 10-3-1 mark and first place in the Eastern Division. The 1961 AFL Championship game was a defensive struggle as the Oilers defeated the San Diego Chargers 10-3 in San Diego.

After leading the Oilers to a second title, the St. Louis Cardinals hired Wally Lemm as their head coach for the 1962 season. The Oilers tabbed Frank “Pop” Ivy to lead the team in 1962. The team again won the Eastern Division with an 11-3 record and faced the Dallas Texans at Jeppesen Stadium for the 1962 AFL title. Dallas raced out to a 17-0 halftime lead, but the Oilers mounted a second half rally to knot the score at 17 with five minutes remaining in the game. The game would go to overtime and was eventually decided in double overtime (6th quarter) with a Dallas 25-yard field goal.



OILERS' AFL SUMMARY

In the 10-year history of the AFL from 1960-69, the Oilers amassed a 70-66-5 record, reached the AFL title game four times (1960, '61, '62, '67) and won two AFL titles (1960 and 1961). They had some of the greats of the game, including QB George Blanda, WR Charlie Hennigan, G Bob Talamini, CB Ken Houston and DE Elvin Bethea. Four decades removed from their playing days, these names still sit atop several categories throughout the franchise record book: Blanda threw a franchise-best 36 touchdowns in 1961, Hennigan caught a franchise-best 101 balls in 1964, Houston returned nine interceptions for touchdowns during his Oilers career, and Bethea (unofficially) totaled 105 sacks during his career. The Oilers also saw profound popularity growth as they averaged 20,000 fans in their inaugural 1960 season at Jeppesen Stadium all the way to moving into the Astrodome in 1968, and averaging 44,000 fans in their final AFL campaign.

as George Blanda throws six TD passes.

December 15 – Oilers win third consecutive Eastern Division title with 44-10 victory over New York. Charlie Tolar gets 107 yards on 18 carries to become the first Oiler back to gain over 1,000 yards in a season. Oilers compile best regular season record in club's history with 11-3 mark.

December 23 – Oilers lose AFL title to Dallas Texans 20-17 in historic six-quarter game.

1963

December 22 – Oilers lose 52-49 at Oakland in "Pop" Ivy's final game as head coach.

1964

March 1 – Oilers announce building of a new training site at Fannin and Braeswood in Houston.

June 2 – Frank "Pop" Ivy relieved of head coach-general manager duties. "Bud" Adams names Sammy Baugh as head coach and Carroll Martin as general manager.

July 15 – Oilers open training camp at new site—Fannin and Braeswood.

September 8 – Oilers trade Billy Cannon to Oakland for Bob Jackson, Sonny Bishop and Dobie Craig.

September 13 – Rookie Sid Blanks sets AFL record with 91-yard TD run against New York at Houston.

December 18 – Sammy Baugh resigns as Oiler head coach.

December 20 – Oilers play final game in Jeppesen Stadium, defeating Denver 34-15 to end season with 4-10 record. Charles Hennigan catches 101st pass of season to set new all-time pro record.

December 22 – Hugh "Bones" Taylor named Oiler head coach as Sammy Baugh stays on staff as assistant.

1965

June 5 – Oilers announce they will not play in Harris County Dome Stadium because of "unrealistic lease agreement"; sign five-year lease with Rice University for use of Rice Stadium.

1966

January 13 – K.S. "Bud" Adams, Jr., names Don Klosterman as Oilers' Executive Vice-President and General Manager.

January 29 – Wally Lemm is named Oiler Head Coach by Dan Klosterman.

June 8 – Oilers sign Ernie Ladd; Commissioner awards Willie Frazier and Pete Jaquess to San Diego in compensation.

June 9 – The AFL and NFL announce plans to merge into one league by 1970. Common draft and championship game are scheduled immediately.

September 3 – Oilers open regular season play with 45-7 home victory over the Denver Broncos. Denver was held to no first downs, an AFL record.

1967

March 14 – First common draft between AFL and NFL; Oilers take

Michigan State All-America George Webster as their No. 1 choice.

April 2 – Oilers announce they will hold 1967 training camp at Schreiner Institute in Kerrville, Texas. Only third time in history Oilers will have trained outside Houston.

December 17 – Oilers clinch Eastern Division title with 24-17 win over San Diego at Rice Stadium and become first team to go from cellar to division title in one season, a feat accomplished with 15 rookies on the squad.

December 20 – Four Oilers are named to All-AFL team. DE Pat Holmes, CB Miller Farr, G Bob Talamini and rookie LB George Webster named to AFL elite unit.

December 23 – Oiler LB George Webster is unanimous choice as AFL's Defensive Rookie of the Year.

December 31 – Oakland Raiders break open close game in second quarter and defeat Oilers 40-7 in AFL Championship Game. The only Oiler touchdown comes in fourth quarter on pass from Pete Beathard to Charles Frazier.

1968

February 10 – Oiler owner K.S. "Bud" Adams, Jr., announces that the Oilers will move to the Harris County Dome Stadium for the 1968 season. Contract with Rice will be settled.

September 9 – Oilers play their first game in the Astrodome, a 25-21 loss to Kansas City before 45,083 fans, and become the first professional football team to play their home games in a domed stadium.

1969

January 25 – Oiler LB George Webster is one of four AFL players named to Pro Football Writers Association's first combined All-Pro team.

April 15 – Jim Norton, last of the original Houston Oilers, announces his retirement after nine years and Oiler owner K.S. "Bud" Adams, Jr., retires his No. 43 jersey.

December 14 – Oilers need victory over Boston in Astrodome to assure playoff spot as runner-up team in Eastern Division despite 5-6-2 record. Oilers come from behind to take 27-23 triumph.

December 21 – Oilers lose bid for championship in 56-7 loss to Oakland in playoff game. Daryle Lamonia hurls six TD passes for Raiders.

1970

January 15 – Oiler LB George Webster named to Pro Football Hall of Fame's All-Time AFL defensive unit. The three-year Oiler veteran was youngest player named to the team.

June 30 – Oiler veterans join NFL Players Association strike. Owners bar veterans from training camps. Dispute revolved around pension plan.

July 14 – Oilers open training camp at Schreiner Institute in Kerrville, Texas with only rookies reporting.

August 3 – Veterans report to training camp after settlement of NFL-NFLPA pension dispute.

November 1 – Oiler Head Coach Wally Lemm, who led Oilers to AFL title in 1961 and to Eastern Division title in 1967, announces he will retire at the end of 1970 season.

1971

January 21 – Oiler owner K.S. "Bud" Adams, Jr., names Ed Hughes to be the sixth head coach in Oiler history.

January 26 – Oilers trade RB Hoyle Granger, T Terry Stoepel and DE Charles Blossom to New Orleans for DT Dave Rowe and WR Ken Burrough.

January 28 – The Oilers, who pick third behind Boston and New Orleans in the college draft, select QB Dan Pastorini of Santa Clara in the first round and grab QB Lynn Dickey of Kansas State in the third round.

May 5 – Oilers name John W. Breen as general manager, replacing Bob Brodhead. Breen was the first employee hired by Oiler owner K.S. "Bud" Adams, Jr., in 1959 when the American Football League was formed.

December 12 – S Ken Houston ties all-time pro record for touchdowns on interceptions with theft against Buffalo in Oilers' 20-14 victory. Houston tied record of seven set by Erich Barnes and Herb Adderley.

December 19 – Oilers close out season with third straight victory by blasting San Diego 49-33 for highest point production since 1963. S Ken Houston establishes all-time pro record with two touchdowns on interceptions. The five-year veteran intercepted successive John Hadl passes in the third quarter and returned them for touchdowns of 35 and 29 yards to run his

HISTORICAL HIGHLIGHTS

career total to nine. His four returns of interceptions for TDs in one year is also an NFL record.

December 24 – Oiler DE Elvin Bethea and S Ken Houston are named to AFC Pro Bowl squad. It is second straight selection for Houston.

December 30 – Oilers name former Florida State and Rice University coach Bill Peterson as their new head coach.

1972

March 21 – K.S. "Bud" Adams, Jr., spearheads a drive which lands the 1974 Super Bowl game for Houston. The game will be played in Rice Stadium on January 13, 1974.

October 1 – Oilers stun Joe Namath and New York Jets 26-20 in the Astrodome for only victory of 1972 season.

1973

March 2 – Veteran coach and front office executive Sid Gillman accepts position of Executive Vice-President and General Manager of Houston Oilers, replacing John Breen, who retired.

October 16 – Bill Peterson is fired as head coach of Oilers after 48-20 loss to Denver, making Peterson's regular season record in 1 1/2 years 1-18. Sid Gillman assumes dual role of General Manager/Head Coach for the rest of year.

November 5 – Oilers win only game of 1973 season, 31-27, over Baltimore Colts as QB Lynn Dickey completes 22-of-32 passes for 340 yards and three touchdowns.

December 19 – Oiler DE Elvin Bethea named to Pro Bowl team for third straight year.

1974

January 18 – Sid Gillman announces decision to remain as General Manager/Head Coach for at least one more season, ending speculation that a new head coach would be named.

February 8 – Former New Orleans and New York Jets coach Ed Biles joins Oilers as defensive assistant.

March 7 – O.A. "Bum" Phillips, a veteran Texas high school and college coach who was with Sid Gillman at San Diego, is hired by Oilers as defensive coordinator.

August 28 – Oiler T John Matuszak tries to jump his contract and sign with World Football League Houston Texans. Oilers obtain temporary restraining order and present it to Matuszak at Texans' game with New York Stars. Matuszak is put on inactive list until trial.

September 9 – State District Judge Arthur Leshner grants temporary injunction against John Matuszak playing for any other team than Oilers until further court hearings. Matuszak remains on inactive list.

October 22 – Oilers trade John Matuszak and No. 3 draft choice to Kansas City for Curley Culp and draft choice, ending court battle.

BUM PHILLIPS

If ever there was a coach made for a team and a team that embodied their coach, it was the marriage between O.A. "Bum" Phillips and the Houston Oilers. A native of Orange, Texas, Phillips spent the majority of his first 15 years in coaching in the Texas high school ranks before moving up the ladder as a defensive coordinator in the college and pro level. He would join the Oilers as a defensive coordinator in 1974 and was named head coach in 1975, where he would remain through the 1980 season. Known for strolling the sidelines in his cowboy hat and boots, he was the face of the Oilers for six seasons (59-38 record) and saw the birth of the "Luv Ya Blue" era. In 1978, he led the Oilers back to the playoffs for the first time in 11 years with their march to the AFC Championship. The Oilers would again reach the AFC Championship game in 1979 and wild card round in 1980. Phillips was let go by the Oilers following the 1980 season.

LUV YA BLUE!

With Oiler fever in full bloom following the march to the AFC Championship game in the 1978 season, the team looked to tap into the frenzy with a marketing campaign that captured that team spirit. The result was the "Luv Ya Blue!" phrase that would sweep the area and be forever remembered with the 1979 and 1980 seasons. The phrase was trademarked by the team and became as popular as regular Oilers merchandise. The campaign included a song which was written and sung by Mack Hayes, a local musician and was performed before each game at the Astrodome during those seasons.

1975

January 25 – O.A. "Bum" Phillips named Oiler head coach by Sid Gillman, who says he will remain in single role as general manager.

February 14 – Sid Gillman leaves Oilers as general manager by mutual consent with owner "Bud" Adams. Bum Phillips adds title of general manager to head coaching duties.

October 19 – Oilers come from behind to defeat Washington 13-10 in Astrodome for first win ever over NFC team.

November 16 – Oilers get 20-19 win over Miami as Billy Johnson ties all-time pro record for return TDs in one season (4).

December 21 – Oilers close out finest season since 1962 with 21-10 win over Cleveland, giving Bum Phillips a 10-4-0 record in his first year as a head coach. Oilers set a new home attendance record, averaging 48,000 in seven home games.

1976

February 10 – Wade Phillips, son of Head Coach Bum Phillips, named to Oiler coaching staff as LB coach. Phillips had been an assistant at University of Kansas.

April 1 – Oilers lose Fred Hoaglin, Mark Cotney and Jesse O'Neal in NFL expansion draft.

April 2 – Oilers trade QB Lynn Dickey to Green Bay for QB John Hadl, CB Ken Ellis, draft choices and cash.

1977

October 9 – Oilers march into first place in the AFC Central Division after whipping Pittsburgh 27-10 at the Astrodome, but lose Dan Pastorini to an ankle and back injury.

November 13 – Oakland holds off Oilers 34-29 as Houston DE Elvin Bethea suffers a broken arm after playing in 135 consecutive games, a team record.

1978

January 7 – Owner K.S. "Bud" Adams, Jr., announces the appointment of Ladd K. Herzeg as Senior Vice-President and Chief Administrative Officer of the Houston Oilers.

January 24 – Curley Culp, Ken Burrough, Billy Johnson and Robert Brazile play for AFC on Pro Bowl team.

April 24 – Oilers trade three draft picks and TE Jimmie Giles to Tampa Bay for rights to 1978 number one draft selection in order to choose Texas All-America and Heisman Trophy winner Earl Campbell.

October 23 – Houston ends Pittsburgh's seven-game win streak with Monday night victory over the Steelers, 21-17. It marks Houston's first win ever on Monday Night Football.

November 12 – Houston comes from 23-0 deficit to capture 26-23 win over New England Patriots.

November 20 – Earl Campbell rushes for four touchdowns against Miami Dolphins in Oilers' 35-30 victory. Campbell's two Monday night appearances net him 7 of his 13 season TDs.

November 26 – Earl Campbell gains 100 yards rushing vs. Cincinnati before home crowd to tie NFL record for most 100-yard games by a rookie – 7 (ties Franco Harris and Don Woods). Also breaks Oiler single season records for most yards rushing (Hoyle Granger, 1,194 yards in 1967) and most rushing attempts (Charlie Tolar, 224 yards in 1962).

December 10 – Houston captures 17-12 decision over New Orleans Saints

EARL CAMPBELL

Tabbed the "Tyler Rose", Earl Campbell was a Texas high school legend who would go on to the University of Texas and earn the 1977 Heisman Trophy. The Oilers pulled off a draft blockbuster to acquire Campbell, trading four picks and TE Jimmie Giles to acquire the first pick in the 1978 draft from the Tampa Bay Buccaneers. Campbell made an immediate impact as a rookie, gaining 1,450 yards and scoring 13 touchdowns in his initial campaign and earning NFL Rookie of the Year and NFL Offensive Player of the Year honors. In one of the most famous performances in Monday Night Football history, Campbell gained 199 yards and scored four touchdowns on 28 carries against the Miami Dolphins in November of 1978. From 1978 to 1984 Campbell led the Oilers to three playoff appearances, gained 8,547 yards and earned five Pro Bowl invitations. During the 1984 season, Campbell was traded to New Orleans to be reunited with Bum Phillips for a first round draft choice. He was inducted into the Pro Football Hall of Fame in 1991.

to clinch berth in AFC Wild Card game versus Miami.

December 24 – Houston wins first playoff game since 1961 by defeating Miami 17-9 in the Orange Bowl.

December 31 – Oilers continue playoff march with 31-14 win against New England before 61,297 chilled fans in Foxboro, Mass.

1979

January 7 – Houston playoff dreams end as Pittsburgh takes 34-5 victory in AFC Championship Game. Oilers welcomed by 50,000 loyal fans in the Astrodome as radio station KILT sponsors homecoming.

January 30 – Earl Campbell, Elvin Bethea, Robert Brazile and Curley Culp represent Houston in the Pro Bowl in Los Angeles.

August 3 – Oiler T Greg Sampson undergoes brain surgery which signals the end to a promising career.

December 10 – Before national television audience, Houston defeats division nemesis Pittsburgh 20-17, giving Oilers spot in 1979 playoffs.

December 17 – Several Oilers lock up individual titles: Earl Campbell is NFL rushing champion for the second consecutive year; Mike Reinfeldt captures the crown for most interceptions in NFL with 12; Toni Fritsch is the most accurate field goal kicker, connecting on 21-25 attempts; and Jesse Baker leads the AFC in QB sacks with 15 1/2.

December 23 – In first playoff game played in Houston since 1962, Oilers defeat Denver Broncos 13-7. Key offensive players Earl Campbell, Dan Pastorini and Ken Burrough are all injured in the contest.

December 29 – Oilers defeat San Diego 17-14 without injured Earl Campbell, Dan Pastorini and Ken Burrough. Backup QB Gifford Nielsen plays conservative offense as Rob Carpenter, who was injured earlier in the week and was on crutches the night before the game, gains 67 yards rushing in his best effort of the season. The big star of the game is S Vernon Perry, as he intercepts an NFL-record four passes in a playoff game.

1980

January 6 – In a rematch of the 1978 AFC Championship Game, the Steelers win 27-13 in a game that saw a controversial call keep Mike Renfro from scoring what would have been the tying score late in third quarter.

January 7 – In the wee hours of the morning, the Oilers return from Pittsburgh to an excited throng of 70,000 people at the Astrodome.

January 28 – Six Oilers represent Houston in the Pro Bowl: RB Earl Campbell, T Leon Gray, PK Toni Fritsch, LB Robert Brazile, S Mike Reinfeldt and DE Elvin Bethea.

September 15 – Before the largest stadium crowd to ever witness an Oilers' game (80,243), Houston defeats the Browns in Cleveland Stadium 16-7. The game was also televised before a national audience on Monday Night Football.

October 14 – Oilers acquire All-Pro TE Dave Casper from Oakland for undisclosed draft picks.

October 19 – Earl Campbell becomes only the second RB in the history of the Oiler franchise to rush for over 200 yards in a single game when he leads the Oilers to a 21-14 triumph over Tampa Bay with 206 yards. Club rushing record for single game is 216 yards by Billy Cannon (Dec. 10, 1961 vs. New York Titans).

October 26 – Earl Campbell ties NFL record for most consecutive 200-yard games rushing (two) with 202 yards vs. Cincinnati in the Astrodome. Campbell now shares record with O.J. Simpson (Buffalo, 1973, 1976). Oilers defeat Bengals 23-3.

December 4 – Houston's defense shuts out the Pittsburgh Steelers 6-0. Toni Fritsch provides all the points the Oilers need with two field goals. This marked the third evening prime-time win of the season for the Oilers as the game was played in the Astrodome before a sellout crowd and a national television audience. It marked the first shutout registered by the Oilers since a 47-0 win over the Chicago Bears. (November 6, 1977).

December 21 – Oilers clinch third playoff spot in as many years with 20-16 victory over the Minnesota Vikings in the Astrodome. Earl Campbell sets NFL record by rushing for over 200 yards in single game four times in one season. He finishes season with 1,934 yards, second highest total in NFL history behind O.J. Simpson's 2,003 yards in 1973. The Oilers must wait until the final game of the season to see who their playoff opponent will be, as their 11-5 record equals that of division foe Cleveland, but Oilers become Wild Card participant due to tie-breaker procedures.

December 28 – Oilers season comes to an end with disappointing AFC Wild Card loss at the hands of the eventual Super Bowl champion Oakland Raiders. The loss marks the third consecutive year that the Oilers have been eliminated from the playoff picture by the eventual Super Bowl champions (Pittsburgh Steelers in both 1978 and 1979).

December 31 – K.S. "Bud" Adams Jr., relieves Bum Phillips of his duties as Head Coach and General Manager. Ladd K. Herzeg is promoted from post of Senior Vice-President/Chief Administrative Officer to the position of Executive Vice-President and General Manager of the Oilers.

1981

January 3 – Oilers announce the selection of Ed Biles as their new head coach. Biles had been Oilers' defensive coordinator since 1975.

February 8 – Dick Nolan, former Head Coach for the New Orleans Saints and the San Francisco 49ers, is named defensive coordinator.

February 15 – Mike Holovak is named as Assistant General Manager by the Oilers.

September 6 – Oilers defeat Rams at season opener at Los Angeles 27-20 as rookie Willie Tullis returns kickoff 95 yards for score in final minute of game. Win gives Ed Biles his first as head coach of NFL club.

1982

January 19 – Former All-Pro S Ken Houston returns to Oilers as defensive assistant assigned to work with the DBs. Houston had been All-Pro performer before being traded to Washington where he retired following 1980 season.

January 31 – Oilers open 2.5 million dollar training facility less than two miles from Astrodome. Owner-President K.S. "Bud" Adams, Jr., provides funds for what is considered one of top facilities in the NFL.

February 3 – Oilers announce new three-year contract with Mutual Broadcasting System for radio rights to Houston's games. KTRH-AM in Houston will serve as flagship station.

March 18 – Oilers announce that head coach Ed Biles has been given a contract extension.

April 28 – Oilers select Penn State G Mike Munchak in first round of NFL draft. It is the first number one choice in the draft that Oilers have had since Earl Campbell was selected in first round in 1978.

May 3 – Computer added to Oilers offices to assist club with player personnel, college scouting, ticket and business operations as well as many other functions within the organization.

September 17 – Oilers acquire QB Archie Manning from New Orleans Saints in one-for-one swap for T Leon Gray.

September 20 – NFL Players Association strike announced.

November 16 – Settlement of 57-day player strike announced by NFL Management Council and NFL Players Association.

1983

January 2 – Oilers fall to Cincinnati Bengals 35-27 to conclude 1982

HISTORICAL HIGHLIGHTS

regular season play in a game that was re-scheduled from November 14 (canceled due to players' strike).

January 25 – Chuck Studley joins Oilers as defensive coordinator after successful stints with San Francisco 49ers (Super Bowl champs following '81 season) and Cincinnati Bengals.

February 1 – Oilers perennial All-Pro DE Elvin Bethea decides not to retire following 1982 season and will return for his 16th year in the NFL, all with the Oilers.

February 2 – Oilers announce promotion of Mike Holovak from Assistant General Manager to VP/Player Personnel.

April 23 – The Oilers announce trade of their second pick in first round to Los Angeles Rams for the third pick overall in draft. Oilers receive Rams' fourth-round choice in 1983 and fourth-round choice in 1984 for moving down one notch in first round.

April 24 – The Oilers announce their second trade in as many days involving Oilers' first-round draft pick. Oilers trade third choice overall in first round to Seattle for ninth choice overall in first round plus Seahawks' second- and third-round picks in 1983 (combining trades of April 24-25, Oilers moved from second position in first round to ninth and acquired Seahawks' second- and third-round choice in 1983 and Rams' fourth round choice in 1983 and 1984, a total of four additional picks).

April 26 – Oilers select T Bruce Matthews from USC in round one of NFL draft with the ninth choice in the round. Also, for first time since 1969, the Oilers had each of their choices through the first nine rounds.

August 4 – In preseason opener, ceremonies honoring Elvin Bethea's 16 years with the club occur at halftime. Bethea's jersey, No. 65, will be retired at the conclusion of the season.

October 10 – Head Coach Ed Biles resigns after two and one-half years as head coach.

October 11 – The Oilers appoint Defensive Coordinator Chuck Studley as interim head coach.

October 20 – Oilers trade QB Archie Manning and TE Dave Casper to Minnesota for second- and fourth-round picks in 1984 draft.

December 18 – Oilers close season with 20-10 loss at Baltimore in what would be the Colts' final game played in Baltimore before moving to Indianapolis.

1984

January 3 – The Oilers name Hugh Campbell as new head coach.

January 30 – Announcement is made that Kay Dalton will remain as offensive coordinator and also that Jerry Glanville will become new defensive coordinator.

February 3 – The Oilers announce that they win the "recruiting war" for free agent QB Warren Moon.

February 10 – Entire organization loses tremendous friend with the passing of radio talk-show host John Breen. Breen was first employee hired by the Oilers in 1959 and served in numerous front office capacities, including General Manager and Director of Player Personnel.

May 1 – Oilers draft Dean Steinkuhler among a total of 14 players during the one-day marathon. Of the 14 players selected, 10 were defensive players.

September 6 – Oilers and City of Houston celebrate 25th season of professional football at "Silver Salute," which is held on the floor of the Astrodome. The black-tie gala consists of dinner, dancing and an auction with all proceeds benefiting the Ronald McDonald House. This date is also proclaimed "Houston Oilers Day" by Mayor Kathryn J. Whitmire.

October 9 – Oilers trade RB Earl Campbell to New Orleans Saints for first round choice in 1985 draft. The Oilers also obtain C Jim Romano from Raiders for Houston's third- and sixth-round picks in 1985.

October 26 – Oilers announce that KODA-FM will be new flagship station for Oilers' radio broadcasts beginning in 1985. The Oilers and KODA-FM sign a multi-year contract.

November 11 – Oilers defeat Chiefs 17-16 in Kansas City after losing opening 10 games of the season, as Hugh Campbell gets first win as NFL head coach.

December 2 – Houston defeats Steelers in overtime thriller 23-20 for third win in four weeks before home crowd. Joe Cooper kicks winning field goal with 5:53 elapsed in extra period. It is the first overtime loss in Steeler history.

December 12 – G Mike Munchak is selected to play in the AFC-NFC Pro Bowl game in Honolulu.

December 17 – Warren Moon completes his first NFL season with 3,338 yards passing, breaking the team record set by George Blanda in 1961 (3,330). Tim Smith's 1,141 yards receiving enabled him to become third player in Oilers' history to post consecutive 1,000-yard receiving seasons after gaining 1,176 in 1983. Bill Groman (1960-61) and Charlie Hennigan (1963-64) were the others.

1985

July 1 – The Oilers sign 1983 Heisman Trophy winner Mike Rozier. Rozier was selected by the Oilers in the first round of the 1984 Supplemental Draft of USFL players.

July 2 – WR Drew Hill is acquired by the Oilers in a trade with the Los Angeles Rams.

August 3 – The Oilers battle the New York Giants in the annual NFL Hall of Fame Game in Canton, Ohio, with the Giants winning 21-20. The game also makes radio history as the first stereo broadcast of an NFL game on KODA-FM.

December 9 – Hugh Campbell is relieved of his duties as head coach. The club names Defensive Coordinator Jerry Glanville as interim head coach for the season's remaining two games.

1986

January 2 – The Oilers release seven assistant coaches from their employment contracts: John Devlin, Joe Faragalli, Gene Gaines, Ken Houston, Bruce Lemmerman, Bob Padilla and Al Roberts.

January 20 – Jerry Glanville signs a five-year contract as Head Coach of the Oilers.

February 2 – G Mike Munchak starts for the AFC in the annual Pro Bowl in Honolulu, Hawaii.

April 29 – The Oilers select Purdue QB Jim Everett with their first selection in the 1986 NFL Draft. The team follows by selecting Louisville WR Ernest Givins in the second round and RB Allen Pinkett of Notre Dame in the third round.

September 18 – The Oilers trade QB Jim Everett, the third player selected in the 1986 draft, to the Los Angeles Rams in exchange for G Kent Hill, DE William Fuller, the Rams' number one draft choices in 1987 and '88 and L.A.'s fifth rounder in 1987.

December 21 – Houston concludes the 1986 season on a positive note, defeating the Buffalo Bills 16-7. WR Drew Hill catches five passes for 114 yards giving him 1,112 yards for the season as he joins rookie Ernest Givins (1,062 yards) to form the 19th tandem in NFL history to each surpass the 1,000-yard receiving mark. In addition, QB Warren Moon throws for 208 yards to finish the year with 3,489 yards and break his own single-season club record. PK Tony Zendejas connects on all three of his field goal attempts and his 22 three-pointers establishes a new Oiler high.

1987

July 1 – The Oilers announce plans to retire the No. 34 jersey of former RB Earl Campbell, the leading rusher in club history. The ceremony is scheduled for August 13.

October 4 – The Oilers win their first "replacement" game in Denver 40-10 as QB Brent Pease throws for 260 yards and a TD and LB Eugene Seale returns an interception 73 yards for a touchdown.

October 25 – With the players' strike over, the Oiler "regulars" return to action with a 37-33 win over the Falcons as RB Mike Rozier rushes for 144 yards while rookie WR Curtis Duncan catches two TD passes including the game-winner.

October 28 – First-round draftee FB Alonzo Highsmith ends his holdout by agreeing to a multi-year contract.

November 3 – The Oilers acquire veteran T Bruce Davis from the Raiders for what later becomes a 1988 second-round draft choice.

November 4 – T/G Bruce Matthews ends his holdout by agreeing to terms with the Oilers.

December 15 – Along with several prominent Houston business leaders, K.S. "Bud" Adams, Jr., holds a press conference to announce that the goal of marketing 75% of the new Columbia Suites by December 15 has been met.

December 23 – The Oilers place three players on the AFC Pro Bowl roster, their largest contingent since 1981. Chosen to play in the Honolulu all-star game are S Keith Bostic, G Mike Munchak and RB Mike Rozier.

December 27 – The Oilers clinch their first playoff berth since 1980 as they



HISTORICAL HIGHLIGHTS

defeat the Bengals 21-17 before an SRO crowd at the Astrodome. Rookie FB Alonzo Highsmith scores two TDs and QB Warren Moon throws his 21st scoring pass of the season. That marks the most TD passes by an Oiler since George Blanda tossed 24 in 1963.

1988

January 3 – In an AFC Wild Card Playoff, the Oilers defeat the Seahawks 23-20 in overtime on Tony Zendejas' 42-yard field goal.

January 10 – The Oilers' season ends as the Broncos defeat them 34-10 in an AFC Divisional Playoff before 75,968 fans in Mile High Stadium.

April 21 – The Oilers acquire DE Sean Jones from Raiders along with L.A.'s second-round draft choice. Houston gives up one of its first-round draft picks, a fourth-round selection and changes places with Raiders in the third round.

May 6 – The Oilers announce that they will hold training camp at Southwest Texas State University in San Marcos. SWTSU thus becomes the Oilers' eighth training camp site since the team's inception in 1960.

May 17 – Oilers re-assign Mike Holovak as Assistant to the General Manager.

November 7 – The Oilers appear on Monday Night Football for the first time since 1982 and defeat the Cleveland Browns 24-17.

December 14 – The rosters for the AFC-NFC Pro Bowl are released and feature eight Oilers: DE Ray Childress, WR Drew Hill, G Bruce Matthews, QB Warren Moon, G Mike Munchak and RB Mike Rozier.

December 24 – The Oilers beat the Cleveland Browns 24-23 in an AFC Wild Card Playoff Game as RB Allen Pinkett scores two touchdowns.

1989

January 1 – In an AFC Divisional Playoff Game, the Oilers drop a 17-10 decision to the Bills before 79,532 fans at Rich Stadium in Buffalo.

February 1 – Executive Vice-President/General Manager Ladd K. Herzeg announces his resignation.

February 2 – The Oilers announce the promotion of Mike Holovak to General Manager, replacing Ladd Herzeg. Also, under NFL's new "Plan B" free agency, 21 Oilers are left unprotected while 37 are protected.

February 22 – The Oilers name Kevin Gilbride to the post of Quarterbacks Coach. He joins the club after serving as Offensive Coordinator at East Carolina.

April 1 – The Oilers end up losing 15 players and signing seven under the NFL's first "Plan B" free agency system.

April 7 – The Oilers sign QB Warren Moon to a new long-term contract.

September 24 – Despite a sellout crowd in the first game in the newly-expanded Astrodome, the Oilers lose to the Buffalo Bills, 47-41 in OT.

October 1 – The Oilers defeat the Miami Dolphins 39-7 as QB Warren Moon completes a career-best 82.6% of his passes (19/23). In addition, Houston's defense holds Dolphin QB Dan Marino to his worst game as a starter (11/29, 103 yds.).

October 22 – The Oilers record the ninth shutout in club history and their first in nine years (spanning 132 games) with a 27-0 whitewash of the Pittsburgh Steelers. Pittsburgh manages just 132 total yards, the fewest yards allowed by Houston in 12 seasons.

December 3 – The Oilers win at Pittsburgh 23-16 despite a blizzard and windchill temperatures of -20 degrees. RB Lorenzo White's one-yard run with 21 seconds remaining wins it as the Oilers claim sole possession of first place after the season's 13th game, the latest the team has been in first place in a season since 1967.

December 10 – The Oilers honor their 30th Anniversary "Dream Team" while defeating the T.B. Buccaneers 20-17.

December 20 – G Bruce Matthews, QB Warren Moon and G Mike Munchak are named starters for the February 4 Pro Bowl.

December 23 – In a regular season finale battle for the AFC Central Division title, the Oilers lose to the Cleveland Browns 24-20 on RB Kevin Mack's TD with 39 seconds left. The Oilers fall short after battling back from a 17-0 deficit as QB Warren Moon establishes personal bests for attempts (51), completions (32) and yards (414, most since George Blanda's 418 in 1961). Oilers set all-time single season attendance record with 451,027 fans, eclipsing 411,652 in 1978.

December 31 – In an AFC Wild Card playoff game, the Oilers lose a 26-23 OT decision to the Pittsburgh Steelers as PK Gary Anderson kicks a 50-yard field goal. Houston WR Ernest Givins catches 11 passes for 136 yards and two TDs.

MOON ERA

In February of 1984, the Oilers won a recruiting battle for a five-time Canadian Football League champion quarterback named Warren Moon and by doing so, changed the future of the franchise. Houston had a leg up on the competition with the hiring of Hugh Campbell, who coached Moon for five seasons in Canada, just a month earlier. Moon would play 10 seasons for the Oilers and lead them to the playoffs in each of his final seven seasons (1987-93) with the team and earn six Pro Bowl invitations. Moon established many of the franchise's passing records, including career passing yards (33,685), career touchdowns (196), single season passing yards (4,690 in 1991), passing yards in a game (527 at KC in 1990) and career 300-yard passing games (38). His quick release, decision-making and mobility made him a perfect fit for the Oilers high-octane passing offense. Moon's reign at quarterback for the Oilers came to end with the advent of the salary cap prior to the 1994 season. Most of the Oilers' high-priced talent was released or traded away to comply with the new NFL structure, including Moon, who was traded to Minnesota in April 1994. In 2006, Moon became the first African-American quarterback to be inducted into the Pro Football Hall of Fame.

1990

January 6 – Jerry Glanville leaves his position as Oilers' head coach by "mutual agreement."

January 9 – Jack Pardee signs a five-year contract to become the 14th head coach in Houston Oiler history. Pardee joins the Oilers after enjoying a successful three seasons as the head coach at the University of Houston.

January 30 – The Oilers extend the contract of Executive Vice President/General Manager Mike Holovak. In addition, the team names former LBs Coach Floyd Reese to the newly-created position of Assistant General Manager and promotes Quarterbacks Coach Kevin Gilbride to Offensive Coordinator. Also, the team announces the signing of a multi-year contract that allows KTRH-AM/KLOL-FM to broadcast all Oiler football games beginning in 1990.

September 23 – The Oilers win their 1990 home opener 24-10 over the Indianapolis Colts as QB Warren Moon becomes the all-time leading passer in club history. Moon throws for 308 yards (plus three TDs) to surpass George Blanda's team record of 19,149 yards. The record fell on a third quarter seven-yard pass to WR Haywood Jeffires. WR Drew Hill catches ten passes for 123 yards to help key the victory.

October 14 – QB Warren Moon passes for 369 yards and a career-best five TDs as the Oilers hammer the Cincinnati Bengals 48-17. Moon thus becomes the first player in pro football history to throw for over 20,000 yards in two different leagues (21,228 in Canadian Football League).

December 9 – The Oilers shatter several team records while drubbing Cleveland 58-14. Included among the records set are most points in a game, in a quarter (31) and in a half (45). RB Lorenzo White ties a club mark with four rushing touchdowns, the first time that has been accomplished in the NFL in two years.

December 16 – The Oilers win a key road game, beating Kansas City 27-10 at Arrowhead Stadium. QB Warren Moon again supplies the big news, completing 27-of-45 passes for 527 yards. That represents the second-best single-game passing performance in NFL history. The record belongs to the Rams' Norm Van Brocklin, who threw for 554 yards against the New York Yanks on September 28, 1951. Moon had an opportunity to break the record but declined to do so based on the Oilers' comfortable lead. Almost overshadowed by Moon's effort was WR Haywood Jeffires catching nine balls for 245 yards (including an 87-yard TD), which marked the second best receiving day in Oiler history. Charles Hennigan had 272 receiving yards versus the Patriots on October 13, 1961.

December 19 – Six Oilers are named to the AFC squad for the Feb. 3 Pro Bowl. The six include starters G Bruce Matthews, QB Warren Moon and G Mike Munchak, plus reserves DT Ray Childress, WR Ernest Givins and WR Drew Hill.



RUN 'N SHOOT

Born in the 1970's under the offensive master "Mouse" Davis, the "Run 'N Shoot" offense and its concepts started to enter the NFL in the late 1980's. The Houston Oilers were one of the first teams to run the pass oriented offense that featured one running back and four wide receivers. The Oilers hired June Jones, a Mouse Davis disciple, in 1987 as quarterback coach and he integrated some of the "Run 'N Shoot" concepts into offense. Jones left following the 1988 season to join Wayne Fontes in Detroit. Kevin Gilbride, who also had worked with Davis, took over in 1989 and continued to mold the offense. With Jack Pardee's arrival as head coach in 1990, the Oilers offense became a full-time "Run 'N Shoot" offense, where in previous years it was only used in passing situations. During a three-year stretch (1990-92), the Oilers ranked first in the NFL in passing yards (avg. 4,485 passing yards per season) and second in total yards (avg. 5,954 yards per season). They set a then-franchise record for points scored in 1990 with 405. Warren Moon drove the offense and under his leadership the offense took flight and his receiving corps of Drew Hill, Haywood Jeffires, Ernest Givens and Curtis Duncan totaled unbelievable numbers as they tortured NFL defenses. Head coach Jack Pardee was relieved of his duties 10 games into the 1994 season and with that came the death of the "Run 'N Shoot" offense. New head coach Jeff Fisher moved the offense back to a conventional approach in 1995.

December 30 – Led by backup QB Cody Carlson, who played for the injured Warren Moon (dislocated thumb), the Oilers earn a Wild Card playoff berth by defeating the Pittsburgh Steelers 34-14 in the Astrodome. Carlson completes 22 of 29 passes for 247 yards and three TDs. With the victory, the Oilers end up in a three-way tie for first place with Cincinnati and Pittsburgh in the AFC Central.

1991

January 6 – The Oilers' 1990 season comes to a close as they are eliminated from the playoffs by the Cincinnati Bengals. Houston loses at Riverfront Stadium 41-14 in an AFC Wild Card game.

January 26 – It is announced that Earl Campbell has been voted into the Pro Football Hall of Fame. The announcement is made in Tampa, Florida. Campbell is to be enshrined on July 27.

May 17 – The Oilers and the City of San Antonio formally sign six-year contract which will allow the Oilers to hold training camp there. Trinity University is chosen as the host school.

September 16 – In a pre-game ceremony, Earl Campbell receives his Hall of Fame ring from Hall Executive Director Pete Elliott. In the game that follows, the Oilers defeat Kansas City 17-7 to signal the first 3-0 start in franchise history.

October 13 – In a 23-20 victory over the Jets at Giants Stadium, WR Haywood Jeffires ties Charlie Hennigan's 30-year-old team record for receptions in a game with 13 (186 yards). QB Warren Moon completes 35-of-50 passes for 423 yards, which is the fifth-best total in team annals. Also, WR Drew Hill surpasses Hennigan's 410 catches to become the all-time leading receiver in Oiler history.

November 3 – Despite a 16-13 OT loss at Washington, WR Drew Hill moves past WR Ken Burroughs' 6,907 receiving yards to become the Oilers' all-time leader in that category.

November 10 – QB Warren Moon establishes career highs for completions (41) and attempts (56) as he throws for 432 yards, which is fourth best in team history, in Oilers' 26-23 OT victory over Dallas. Moon also passes Fran Tarkenton's 47,003 yards and moves into second place behind Ron Lancaster on all-time professional passing yards chart.

December 8 – The Oilers defeat the Steelers 31-6 in the Astrodome as Houston captures its first-ever undisputed AFC Central Division championship. QB Warren Moon throws for 254 yards and becomes just the third QB in NFL history (Miami's Dan Marino, San Diego's Dan Fouts) to have back-to-back 4,000-yard seasons.

December 15 – QB Warren Moon surpasses Dan Marino's NFL record

(378 in 1986) for completions in a season as the Oilers beat the Browns 17-14.

December 18 – Eight Oilers (tied NFL-best), including a league-high six starters are named to the AFC team for the February 2 Pro Bowl. The six starters include CB Cris Dishman, DE William Fuller, WR Haywood Jeffires, C Bruce Matthews, G Mike Munchak and LB Al Smith. DT Ray Childress and QB Warren Moon are also named to the squad although Childress was eventually unable to play because of a back/rib injury.

December 21 – WR Haywood Jeffires becomes just the fifth player in NFL history to record 100 receptions in a single season despite the Oilers' 24-20 road loss to the Giants. Coupled with Drew Hill's 90 catches, that pair's 190 represents the most receptions by two teammates in one season in league annals. In addition, QB Warren Moon eclipses Dan Marino's NFL record (623 in 1986) for attempts in a season. DE William Fuller registers his 15th sack of the season and thus becomes the first Oiler ever to lead the conference in that category.

December 29 – The Oilers defeat the New York Jets 17-10 in an AFC Wild Card playoff game before 61,485 fans in the Astrodome. S Bubba McDowell intercepts two key passes inside the Oiler five-yard line to preserve the win.

1992

January 4 – After leading for most of the game, the Oilers end up losing a 26-24 decision to the Denver Broncos in an AFC Divisional Playoff game in front of 75,301 fans at Mile High Stadium. PK David Treadwell's 28-yard field goal with 16 seconds left in the game proves to be the deciding points. The loss mars a great performance by Oiler QB Warren Moon, who completes 75% of his passes (27 of 36) for 325 yards and three touchdowns.

March 6 – The Oilers name Steve Underwood as General Counsel. Underwood joins the Oilers from the Houston firm of Caldwell and Hurst where he has handled most of the team's legal work since 1977.

August 1 – The Oilers defeat the Dallas Cowboys 34-23 in the American Bowl in Tokyo, Japan, which marks Houston's first game outside of the United States.

August 31 – The Oilers and QB Warren Moon reach agreement on a new multi-year contract that includes a settlement of a controversial escalator clause.

September 29 – The Oilers sign free agent WR Webster Slaughter to a two-year contract. Slaughter had been one of four players who were declared free agents by a Minneapolis judge on September 24.

October 11 – In a 38-24 win at Cincinnati, QB Warren Moon ties a personal best with five TD passes to eclipse George Blanda's team record for career touchdown passes (165, Moon now has 169). Also, WR Haywood Jeffires catches three TD passes to tie the franchise record, and RB Lorenzo White rushes for a career-best 149 yards.

October 18 – QB Warren Moon becomes the leading passer in professional football history by surpassing Ron Lancaster's 50,535 yards (in 19 years). After the Oilers' heartbreaking 27-21 loss at Denver, Moon now has 50,589 yards. Moon's total, accumulated in less than 15 seasons, includes 21,228 yards in the CFL and 29,361 yards in the NFL.

November 15 – In Houston's 17-13 win at Minnesota, QB Warren Moon suffers a fractured upper left arm on a fourth quarter hit by Viking S Vencie Glenn and misses the next five games. Despite the injury, Moon becomes just the 14th NFL QB to surpass 30,000 passing yards as he accomplishes that faster (125 games) than any player in league history except for Miami's Dan Marino (114 games).

November 26 – Subbing for the injured Warren Moon, QB Cody Carlson throws for a career-high 338 yards as the Oilers defeat the Lions 24-21 on Thanksgiving Day in Detroit.

December 11 – After being diagnosed with kidney cancer, Offensive Coordinator Kevin Gilbride undergoes surgery for the removal of his cancerous kidney. He misses two games as Receivers Coach Chris Palmer and injured QB Warren Moon help to handle Gilbride's game day responsibilities.

December 23 – An NFL-best nine Oilers earn Pro Bowl honors with four players designated as starters for the February 7 game. The starters include WR Haywood Jeffires, C Bruce Matthews, G Mike Munchak and LB Al Smith. The Houston reserves feature DT Ray Childress, WR Curtis Duncan, WR Ernest Givins, QB Warren Moon and RB Lorenzo White. The inclusion of Jeffires, Givins and Duncan represents the first time ever that

HISTORICAL HIGHLIGHTS

three receivers from the same team have been designated as Pro Bowlers.
December 20 – Shortly after their exciting, come-from-behind 17-14 win at Cleveland, the Oilers learn that they have clinched a playoff berth for the sixth straight season. That represents the longest current post-season streak in the NFL.

December 27 – As Houston routs Buffalo 27-3 in the regular season finale, WR Haywood Jeffries catches six passes to finish with 90 receptions. He thus leads the AFC in that category for the third straight season, becoming only the second player since the 1970 AFL-NFL merger to accomplish that feat.

1993

January 3 – The Oilers lose a 41-38 OT decision at Buffalo in an AFC Wild Card playoff game. QB Warren Moon completes 36 of 50 passes for 371 yards and four first-half touchdowns.

January 29 – The Oilers name Buddy Ryan as the team's defensive coordinator.

July 2 – NFL Commissioner Paul Tagliabue rules in a dispute between the Oilers and Washington. Tagliabue completes a trade which sends Washington LB Wilber Marshall to Houston in exchange for the Oilers' third-round draft choice in 1994 and their fifth-round selection in 1995.

November 21 – RB Gary Brown explodes for 194 rushing yards to lead Houston to its fifth consecutive win, a 27-20 victory at Cleveland. Brown's rushing total is the highest by any AFC back in three years and the most by an Oiler in 13 years. His back-to-back running sum of 360 yards is also the team's best in 13 seasons. Brown becomes the first NFL back in ten years to gain over 100 yards in his first two career starts.

November 28 – In the Oilers' 23-3 Astrodome victory over the Steelers, WR Ernest Givins passes Drew Hill's 480 catches to become Houston's all-time leading receiver.

December 5 – As Houston captures its seventh straight win with a 33-17 home decision over Atlanta, the Oilers' defense forces seven turnovers (including a team record-tying six interceptions) for its highest such total in 16 years.

December 14 – Oilers DT Jeff Alm commits suicide following the death of his best friend in a traffic accident. The Oilers hold a memorial service for their teammate the following day.

December 19 – The Oilers clinch their second outright AFC Central Division championship with a 26-17 win over the Steelers at Three Rivers Stadium. Houston thus cements a playoff berth for the seventh consecutive season, the longest current streak in the NFL. The Oilers also become just the second team since the 1970 AFL-NFL merger to go undefeated within the AFC's Central Division (also 1975 Steelers). Against Pittsburgh, PK Al Del Greco surpasses the team record of 115 points in a single season.

December 28 – G Mike Munchak establishes an Oiler record by being named to the Pro Bowl for the ninth time (Elvin Bethea had eight appearances).

1994

January 2 – The Oilers close the regular season with their club record 11th consecutive win, a 24-0 shutout of the Jets in the Astrodome. The winning streak is the longest in the NFL in nine years as the Oilers become just the fifth team in league history to close a season with 11 straight victories. The Oilers also set a franchise record with 12 wins for the season and go undefeated in both November and December for just the third time ever. Amazingly, RB Gary Brown finished with 1,002 yards in just eight starts.

January 27 – The Oilers promote Assistant General Manager Floyd Reese to the position of Executive Vice-President/General Manager. Reese succeeds Mike Holovak, who assumes the title of Vice-President/Player Personnel and Scouting.

February 9 – Houston names Jeff Fisher as its new Defensive Coordinator, replacing Buddy Ryan, who left the Oilers to become General Manager/Head Coach of the Arizona Cardinals.

April 13 – The Minnesota Vikings announce that they have reached an agreement to acquire QB Warren Moon from the Oilers in exchange for draft choices.

August 15 – The Oilers defeat the Dallas Cowboys 6-0 before 112,376 fans at Azteca Stadium in Mexico City. The in-house attendance is the largest ever for an NFL game.

September 4 – WR Ernest Givins becomes Oilers' all-time receiving yardage leader, surpassing Drew Hill's mark of 7,477. Givins would end the

season with 7,935 yards on 542 career receptions.

November 6 – G Mike Munchak, who announced his retirement on July 21, 1994 to join the Oilers under the title of Assistant to Football Operations, is honored by Oiler Owner/President K.S. "Bud" Adams, Jr., by having his No. 63 jersey retired at halftime ceremonies of Oilers-Steelers game.

November 14 – After a 1-9 start, Head Coach Jack Pardee and Assistant Head Coach/Offense Kevin Gilbride are relieved of their duties. Jeff Fisher is elevated to title of Head Coach/Defensive Coordinator.

December 24 – Houston closes out season with 24-10 victory over the N.Y. Jets for Fisher's first win as a head coach.

1995

January 5 – Oilers announce that Jeff Fisher will remain as head coach, officially becoming the 15th head coach in franchise history.

January 17 – As his first hire, Fisher brings in Jerry Rhome under the title of Offensive Coordinator.

March 3 – The Oilers jump into the free-agent pool and sign the NFL's all-time leading kickoff returner, Mel Gray. Gray joins the Oilers after successful stints with the Detroit Lions and New Orleans Saints.

March 7 – The team announces five-year contract with KHTV/Channel 39 to broadcast Oilers' preseason games. The pact reunites the team and KHTV, which carried Oilers preseason action in '89.

March 23 – Houston lures in one of the most coveted unrestricted free agents by signing C Mark Stepnoski from the Dallas Cowboys.

March 28 – The Oilers sign veteran QB Chris Chandler from the Rams.

April 22 – With the third overall choice in the draft, Houston selects Alcorn State QB Steve McNair.

July 25 – QB Steve McNair signs contract at press conference held at Oilers' training camp.

August 11 – Tennessee newspaper reports that Nashville Mayor Phil Bredesen is meeting with Oiler officials. Nashville is willing to build new stadium if it will attract a professional team. K.S. "Bud" Adams, Jr. and Bredesen execute an agreement that gives the City of Nashville a 70-day exclusive negotiating period with the Houston Oilers to build a stadium and relocate the team.

August 19 – Oilers-Chargers preseason game is canceled by NFL after field is deemed unplayable for safety reasons.

September 3 – The Oilers travel to Jacksonville and defeat the Jaguars 10-3 in the expansion team's inaugural game.

September 24 – QB Chris Chandler connects on 23 of 26 passes for 352 yards and four touchdowns, leading Oilers to a 38-28 win over the Bengals at Riverfront Stadium. Chandler's 88.46 completion percentage misses the NFL record by one completion. Chandler, who hooked up with rookie WR Chris Sanders on touchdown passes of 58 and 46 yards, is named AFC Offensive Player of the Week.

November 2 – Oilers' long-time equipment assistant Bill "Mojo" Lackey passes away after a massive stroke.

November 5 – Oilers win 37-10 over Browns and dedicate game to "Mojo" and his family. The win marks the Oilers' largest margin of victory at Cleveland since a 40-10 decision on Oct. 12, 1975.

November 12 – K.S. "Bud" Adams, Jr. and the Oilers announce the establishment of the Bill "Mojo" Lackey Memorial Award, which would be given to the player, coach or front office staff member that best exemplifies the qualities of the former equipment assistant. A \$10,000 check is given to the winner to be awarded to charity in his or her name.

November 16 – K.S. "Bud" Adams, Jr. and Nashville Mayor Phil Bredesen sign a relocation agreement to move the Oilers to Tennessee.

December 14 – G Bruce Matthews, S Blaine Bishop, CB Darryll Lewis and C Mark Stepnoski are selected to the Pro Bowl. Matthews sets the Oiler mark for consecutive selections with his eighth consecutive Pro Bowl honor.

December 17 – Paul "Hoss" Noska, equipment assistant, is honored with the first Bill "Mojo" Lackey Memorial Award.

1996

March 26 – Oilers sign veteran WR Willie Davis from the Kansas City Chiefs.

April 20 – After trading down in the first round (from 9th to 17th) to acquire extra picks from Oakland, General Manager Floyd Reese and Head Coach



McNAIR AND GEORGE

First round draft picks in consecutive years, QB Steve McNair (drafted in 1995) and RB Eddie George (drafted in 1996) became the centerpieces of a team that advanced to the playoffs in four of five years (1999, 2000, 2002, 2003). From 1997, McNair's first season as a starter, until Eddie George's final season as a Titan in 2003, the two combined to pull the franchise to new heights, including the team's first Super Bowl appearance (XXXIV).

The duo started in the same backfield 107 times during their seven seasons together and posted a 67-40 record (.626 winning percentage) in those games, and 5-4 in postseason. The 2003 season would be memorable for both as McNair was named Co-MVP of the NFL, becoming only the franchise's second player to garner the honor (Campbell in 1979) and George became the franchise's all-time leading rusher, passing Earl Campbell and becoming only the 17th running back to reach 10,000 career rushing yards.

Each player personified toughness with legendary stories told of McNair returning from injuries to lead his team to victory and George never missing a start in his eight year franchise career - 128 games - which represented the most consecutive starts in NFL history for a running back to start a career.

On June 12, 2019, Titans controlling owner Amy Adams Strunk announced that McNair's No. 9 jersey and George's No. 27 jersey would be retired by the club.

Jeff Fisher execute a trade with the Seattle Seahawks to move back up to the 14th spot in the 1996 draft to select Heisman Trophy winner Eddie George from Ohio State. Sent to the Seahawks in the trade was DT Glenn Montgomery.

April 30 – The National Football League approves the team's relocation to Nashville in a special owners' meeting held in Atlanta, Ga.

May 3 – Adding more weapons to the offense, the Oilers agree to terms with RB Ronnie Harmon from the San Diego Chargers.

May 7 – Voters of Davidson County in Nashville, Tenn., overwhelmingly approve a referendum held to decide on the use of public funding for a new downtown stadium.

October 20 – With a 22-yard field goal, K Al Del Greco sets the club record for most career field goals, surpassing K Tony Zendejas (117).

October 27 – Del Greco kicks the longest field goal in team history with a 56-yarder at the end of the first half versus the 49ers.

November 17 – In a clash with the Miami Dolphins, G Bruce Matthews becomes the Oilers' all-time leader in games played with his 211th contest, breaking Elvin Bethea's mark of 210. Matthews would go on to also set the team marks for most consecutive games played and started.

December 12 – G Bruce Matthews, S Blaine Bishop, C Mark Stepanoski and ST player John Henry Mills are selected to the Pro Bowl. Matthews extends the Oiler mark for consecutive selections (9) and ties G Mike Munchak for most overall selections (9).

December 15 – Oilers play their final game in Houston with a 21-13 loss to the Cincinnati Bengals in the Astrodome.

December 22 – RB Eddie George finishes the 1996 season with 1,368 yards rushing en route to Rookie of the Year accolades. In addition, George's ground totals were only 82 yards shy of RB Earl Campbell's rookie record of 1,450. On this day, George would also help the Oilers to a 24-21 win over the Baltimore Ravens for a franchise-best 6-2 road record.

1997

January 1 – The team promotes linebackers coach Gregg Williams to defensive coordinator.

January 3 – After relieving Jerry Rhome of his duties, the Oilers make wide receivers coach Les Steckel the team's offensive coordinator/quarterbacks

coach.

February 24 – Oilers trade QB Chris Chandler to the Atlanta Falcons for two 1997 draft choices (4th and 6th).

May 3 – City of Nashville holds ground-breaking ceremonies for the team's downtown stadium.

May 8 – After formulating an agreement earlier with Harris County (Houston), K.S. "Bud" Adams, Jr. and Astrodome USA owner Drayton McLane, Jr. reach a settlement for the final year of Oilers' lease at the Astrodome. Under appointed mediator Alice Oliver Parrott, the two sides clear the biggest step in the team's ability to play games in Tennessee for the 1997 season.

June 5 – Oilers reach agreement with Memphis Sports Authority, clearing the way for the team to play its games in the Liberty Bowl.

June 12 – Oilers hold press conference in Nashville to formally announce the club's intention to play the 1997 season in Tennessee, and introduce an inaugural patch and logo which merges the Oilers traditional "Oil derrick" with the Tennessee state flag.

July 18 – Oilers players report to Tennessee State University for their first training camp in the state of Tennessee. Also, Oilers sign DE Kenny Holmes, 1997 first-round selection, to a four-year contract.

July 19 – Oilers sign GM Floyd Reese to a four-year extension running through 2001 season.

August 2 – Oilers play first preseason game of 1997 season at Liberty Bowl in Memphis, falling to the New Orleans Saints 21-12.

August 9 – Oilers play their first ever game at Vanderbilt Stadium, an 18-12 preseason loss to Washington.

August 15 – Oilers move into their temporary training facility in Bellevue.

August 23 – Oilers promote Don MacLachlan to Executive Vice President of Marketing, Broadcasting, and Ticketing.

August 27 – Oilers sign free agent SS Blaine Bishop.

August 31 – Oilers open their inaugural season in the state of Tennessee with a 24-21 overtime win over the Oakland Raiders at Liberty Bowl. RB Eddie George ties Billy Cannon's franchise record for rushing yards in a game with 216 yards on 35 carries. With the game-winning field goal in overtime, K Al Del Greco becomes the Oilers all-time points leader, surpassing George Blanda's total of 596 points.

October 27 – In their first-ever trip to Arizona, the Oilers defeat the Cardinals 41-14.

November 27 – Oilers defeat Dallas 27-14 on Thanksgiving Day in front of a national-television audience. It marked the first regular season game in Texas for the Oilers since their move to Tennessee.

December 11 – G Bruce Matthews, RB Eddie George, and SS Blaine Bishop are selected to the Pro Bowl. Matthews extends the mark for consecutive selections (10) and surpasses G Mike Munchak for most overall selections (9).

December 14 – Oilers fall to the Baltimore Ravens 21-19 in the final game at Baltimore's Memorial Stadium. It marked the second time the Oilers closed the stadium, because on Dec. 18, 1983, the Oilers played at the Baltimore Colts in what would be their final game in Baltimore.

December 21 – Oilers close their inaugural season in Tennessee with an 8-8 record after a 16-6 win over Pittsburgh in Memphis.

1998

February 14 – Oilers agree to terms with free agent WR Yancey Thigpen from Pittsburgh.

February 19 – Oilers agree to terms with free agent P/K Craig Hentrich from Green Bay.

February 24 – Oilers reach agreement with Shelby County Sports Authority and Memphis Park Commission to be released from the final year of their lease at the Liberty Bowl.

March 4 – Oilers and Vanderbilt University reach tentative agreement for the Oilers to play at Vanderbilt Stadium for the 1998 season.

March 11 – Oilers agree to terms with free agent TE Jackie Harris from Tampa Bay.

April 16 – A tornado rips through Nashville, damaging three cranes and 10 portable trailers at the Oilers East Bank Stadium construction site.

April 18 – In the franchise's first draft as the Tennessee Oilers, the club selects WR Kevin Dyson from Utah with its first-round selection (16th

HOUSTON OILERS TO TENNESSEE TITANS

After trying unsuccessfully for many years to construct a deal with the city of Houston for a new football or multi-use stadium, Oilers owner K.S. "Bud" Adams, Jr. decided that moving his franchise to another city might be the only solution left to keep the team financially competitive. In the spring of 1995, research was completed and several cities were identified as desirable for relocation and at the top of the list was Nashville, Tenn.

In the summer of 1995, Adams contacted Nashville's mayor, Phil Bredesen, to see if the city would be interested in having the team relocate to the region. A 70-day exclusive negotiating period was agreed to and in November the two had signed a relocation agreement that would bring the Oilers to Nashville. In April of 1996, the NFL approved the team's relocation and on May 7th, the voters of Davidson County approved a referendum on using public funding for the new downtown stadium.

Dec. 15, 1996 would mark the Oilers final home game at the Astrodome in Houston – a 21-13 loss to Cincinnati in front of 15,131 fans. In May of 1997, the team reached a settlement with the Astrodome that let them escape the final year of the contract and allowing the team to play the 1997 season in Tennessee.

With the new stadium in Nashville still two years from completion, the team decided to play at Memphis' Liberty Bowl until the stadium was complete. The Tennessee Oilers opened their inaugural season in the state of Tennessee with a 24-21 overtime win over the Oakland Raiders at the Liberty Bowl in front only 30,000 fans.

The Oilers struggled with low attendance throughout the 1997 season and by March of 1998, the Oilers reached an agreement to play the 1998 season at Vanderbilt Stadium in Nashville. Crowds at Vanderbilt Stadium were an improvement from the previous year, but the team could only muster a 3-5 home mark. During the 1998 season, Adams announced the Oilers name would be retired and the team would be renamed the Titans as they entered their new stadium for the 1999 season.

In April of 1999, the team unveiled their new Titans uniforms and in August the team played its first game at Nissan Stadium (named Adelphia Coliseum at the time). The 1999 season ended with the franchise's first Super Bowl berth in the team's 40-year history. A total of 20 players endured the entire odyssey of playing in Houston in 1996, Memphis in 1997, Vanderbilt in 1998 and LP Field in 1999.



Bud Adams presents Nashville Mayor Phil Bredesen with an official team jersey.

overall) in the NFL Draft.

April 23 – Oilers finalize deal to play at Vanderbilt Stadium for the 1998 season.

May 15 – Oilers finalize deal to acquire land in MetroCenter for a permanent practice facility to be finished in the summer of 1999.

May 28 – Oilers reach agreement with Tennessee State University to hold the Oilers 1998 Training Camp on TSU's campus. It marks the first time in club history that the Oilers have had consecutive training camps outside the state of Texas.

July 29 – Owner K.S. "Bud" Adams, Jr., listens to the Tennessee fans and announces that he will change the name of the team. An advisory council is later formed to research names and a "Guess the Name" contest is introduced to fans to gain additional feedback.

Oct. 18 – Oilers win first home game in Nashville, a 44-14 victory over Cincinnati.

Oct. 29 – Former Oiler and nine-time Pro Bowl Guard Mike Munchak is announced among 76 nominees for the Pro Football Hall of Fame.

Sept. 12 – Oilers play first regular season home game in Nashville vs. San Diego Chargers.

Nov. 4 – First Oilers coach, Lou Rymkus, passes away at 78.

Nov. 14 – Oilers owner K.S. "Bud" Adams, Jr., announces that the Oilers will become the "Tennessee Titans" beginning in 1999. "We wanted a new nickname to reflect strength, leadership and other heroic qualities," Adams said.

Dec. 22 – Oilers owner K.S. "Bud" Adams, Jr., unveils new Tennessee Titans logo and colors, featuring the fire of the Titans and exemplifying power, strength, knowledge and excellence. "I feel we have developed a logo that fans throughout the state of Tennessee and around the country will embrace for years to come," Adams said.

Dec. 26 – Oilers era comes to end against Minnesota Vikings.

1999

January 1 – G Bruce Matthews and P Craig Hentrich earn All-Pro honors.

February 8 – G Bruce Matthews, P Craig Hentrich, RB Eddie George & TE Frank Wycheck represent AFC in Pro Bowl.

February 26 – Steve Walters (WR's) and Jim Washburn (DL) added to coaching staff.

April 13 – Titans unveil new uniforms and helmets before packed crowd at the new stadium.

April 17 – Titans make Florida DE Jevon Kearse their first selection in the 1999 NFL Draft.

May 3 – Veteran players tour stadium and practice facility. Mr. Adams presents pair of tickets to each stadium worker in appreciation of their hard work.

May 3 – George Henshaw promoted to Assistant Head Coach/Running game. Jim Schwartz added to staff as Defensive Assistant/Quality Control Coach.

May 8 – Final auditions determine first ever Titans cheerleading squad.

May 13 – 11-time Pro Bowl offensive lineman Bruce Matthews re-signs with team.

May 14 – Stadium lights turned on for 100-hour test.

May 17 – Titans announce that 1999 training camp will be held at Baptist



Eddie George, Frank Wycheck, Craig Hentrich and Blaine Bishop model the Titans' new uniforms in 1999.

HOME SWEET HOME

The newly-named Tennessee Titans opened their new stadium, Adelphia Coliseum (eventually to be named Nissan Stadium) with the regular season opener on Sept. 12, 1999 against the Cincinnati Bengals. The back and forth game would end with the Titans hanging on for a 36-35 win. The win would start a historic streak of 12 consecutive wins to open the new stadium. The 12 consecutive wins were the most in the modern era for a new stadium (Texas Stadium, 9 wins in 1971) and one short of the all-time record by the Buffalo Americans in 1920. The Titans first loss in their new home would come against the Baltimore Ravens on Nov. 12, 2000. The winning streak actually began in the spring of 1998, when a devastating tornado ripped through Nashville, but only gave a glancing blow to the under construction stadium and sparing it from destruction.

Sports Park in Bellevue.

May 18 – Stadium sod is laid down.

July 8 – Adelphia Coliseum name and logo are unveiled at a downtown ceremony.

July 23 – Titans name former Minnesota Senior Vice President Jeff Diamond President and Chief Operating Officer, and agree to terms with former Pittsburgh Pro Bowl quarterback Neil O'Donnell.

July 27 – The Titans sign their first-round draft selection, Florida DE Jevon Kearse, to a multi-year contract.

August 15 – The Tennessee franchise plays its first preseason game under the name Titans, a 22-20 loss at Kansas City. The game is the first in franchise history played in a uniform other than the Oilers.

August 27 – Titans defeat Atlanta, 17-3, in the first preseason game at Adelphia Coliseum.

September 2 – Owner K.S. "Bud" Adams, Jr. and his wife, Nancy, announce the creation of the Tennessee Titans Foundation, an organization established to serve the charitable interests of the state of Tennessee by providing financial support and other resources to non-profit organizations, enriching and strengthening communities throughout the state. Adams donates \$500,000 to start the foundation.



Faith Hill sings at inaugural game of the new stadium.

September 5 – Cornerback Darryll Lewis, the team leader in interceptions in each of the past five seasons, is released.

September 12 – Al Del Greco kicks a 33-yard field goal to lift the Titans to a 36-35 win over Cincinnati in the first regular season game and victory at Adelphia Coliseum. The win, in front of 65,272 fans, is the team's first as the Titans, and quarterback Steve McNair passes for a career-high 341 yards in the victory.

September 26 – The team wins its first road contest as the Titans, a 20-19 victory at Jacksonville sealed by a Samari Rolle interception in the end zone with under a minute remaining.

October 31 – Steve McNair returns after missing five games because of a back injury to lead the Titans to defeat the previously-unbeaten St. Louis Rams, 24-21 at Adelphia Coliseum. McNair is named Miller Lite NFL Player of the Week for his performance in the victory.

December 19 – Tennessee clinches the franchise's first playoff berth since 1993 with a 30-17 win over Atlanta at Adelphia Coliseum.

December 22 – G Bruce Matthews, RB Eddie George, DE Jevon Kearse and TE Frank Wycheck are named to the AFC team for the Pro Bowl. Matthews extends his franchise records for consecutive and overall selections (12), and Kearse becomes the first rookie defensive end

selected to the Pro Bowl in AFC history and the first in the NFL since 1978. **December 26** – Tennessee defeats Jacksonville for the fourth consecutive time, a 41-14 victory in which Steve McNair throws five touchdown passes. McNair earns his first AFC Offensive Player of the Week and his second Miller Lite NFL Player of the Week honor this season for his efforts. The win completes the first unbeaten home regular season in club history.

2000

January 8 – In a play known as the "Music City Miracle," Kevin Dyson returns a Frank Wycheck lateral on a kickoff return 75 yards for a touchdown, lifting the Titans to a 22-16 victory in the AFC Wild Card playoff game over the Buffalo Bills. The improbable play, which occurred with just 16 seconds remaining in the game, gives the franchise its first playoff win in Tennessee in addition to its first since 1993.



Kevin Dyson races down the sideline in the Music City Miracle.

January 16 – Eddie George rushes for 162 yards, including a 68-yard touchdown run, as the Titans defeat the Indianapolis Colts, 19-16, in an AFC Divisional Playoff game at the RCA Dome.

January 23 – The Titans beat Jacksonville for the third time of the season and fifth consecutive time, using 23 second-half points en route to a 33-14 win at Alltel Stadium in Jacksonville. Steve McNair runs for two touchdowns and Derrick Mason returns a kickoff 80 yards in the win. The win sends Tennessee to its first Super Bowl in franchise history and its first AFC/AFL Championship since 1961.

January 30 – The Titans fall short in their quest to win Super Bowl XXXIV, as Kevin Dyson is stopped one yard short of the end zone on the final play of the game in a 23-16 St. Louis Rams victory.



The Titans battle the Rams at Super Bowl XXXIV in Atlanta.

February 16 – The Titans sign unrestricted free agents LB Randall Godfrey (Dallas) and T Fred Miller (St. Louis).

March 7 – Mike Heimerdinger is named offensive coordinator, replacing Les Steckel.

March 13 – Craig Johnson (quality control/offense) and Ronnie Vinklearek (quality control/defense) are added to the coaching staff, while Jim Schwartz is promoted to linebackers coach.

June 15 – The Titans extend the contract of Head Coach Jeff Fisher and expand his title to Executive Vice President.

July 19 – The Titans extend the contract of RB Eddie George.

August 14 – The Titans host Monday Night Football for the first time since moving to Tennessee. A sell-out crowd of 68,072 at Adelphia Coliseum watch the Titans defeat St. Louis, 30-3, in a preseason Super Bowl XXXIV rematch.

October 16 – The Titans host their first regular season Monday Night Football game at Adelphia Coliseum, a 27-13 victory over the Jacksonville Jaguars.

November 12 – Tennessee's NFL record of 12 consecutive victories to

HISTORICAL HIGHLIGHTS

open a new stadium ends in a 24-23 loss to the Baltimore Ravens.

December 14 – S Blaine Bishop, RB Eddie George, T Brad Hopkins, DE Jevon Kearse, KR Derrick Mason, G Bruce Matthews, CB Samari Rolle and TE Frank Wycheck are named to the AFC team for the Pro Bowl. QB Steve McNair is added as an alternate, giving the Titans nine players on the Pro Bowl roster, the most for the franchise since nine players were selected in 1992.

December 17 – At Cleveland, Bruce Matthews passes brother Clay on NFL games played list at 279 games. Both are honored in pre-game ceremony.

December 25 – The Titans clinch the AFC Central Division Championship with a 31-0 victory against the Dallas Cowboys, earning a 13-3 record for the second-consecutive season and home-field advantage throughout the playoffs. The defensive unit finishes the season ranked first overall in the NFL.

2001

January 7 – Baltimore defeats the Titans, 24-10, in an AFC Divisional Playoff game at Adelphia Coliseum.

February 1 – Defensive coordinator Gregg Williams is hired as head coach of the Buffalo Bills.

February 2 – Jim Schwartz is promoted to defensive coordinator.

February 6 – Gunther Cunningham, former Kansas City Chiefs head coach, is named assistant head coach defense/linebackers.

March 2 – The Titans re-sign unrestricted free agent WR/KR Derrick Mason, who set an NFL record in 2000 with 2,690 all-purpose yards.

March 7 – The Titans agree to terms with unrestricted free agent K Joe Nedney from the Carolina Panthers.

March 28 – The Titans agree to trade their first pick (29th overall) in the 2001 NFL Draft to the St. Louis Rams for defensive end Kevin Carter.

May 22 – The NFL announces its plans to realign divisions beginning in 2002, placing the Titans in the new AFC South with the Jacksonville Jaguars, Indianapolis Colts and expansion Houston Texans.

August 4 – Mike Munchak, Titans offensive line coach and former Houston Oilers guard, is inducted in the Pro Football Hall of Fame after being selected for enshrinement on Jan. 27.

September 25 – Former Nashville Kats (Arena Football League) Head Coach Pat Sperduto is hired as director of arena football league operations.

October 7 – Starting at center in Baltimore, Bruce Matthews plays in his 283rd NFL game and surpasses Jim Marshall for first place on league's all-time list for games played among non-kickers.

December 30 – Eddie George records a season-high 130 yards rushing against Cleveland, marking the 30th 100-yard game of his career. Additionally, George becomes the first RB in franchise history to post 200 career pass receptions.

2002

January 2 – Bruce Matthews is named to his 14th consecutive Pro Bowl, tying him with Merlin Olsen for the most Pro Bowl selections in league history. Jevon Kearse also is selected for the third consecutive year.

April 5 – The team begins its fifth annual Tennessee Titans Caravan. With 16 players plus staff participating, Titans Caravan V goes on to make 64 stops, including 27 schools, in Tennessee, Kentucky and Alabama over a two-week period.

April 20 – The Titans select DT Albert Haynesworth with their first pick (15th overall) in the 2002 NFL Draft.

April 30 – Titans owner K.S. "Bud" Adams announces that he has purchased an expansion Arena Football League team that will begin play in Nashville in 2004. The team will keep the name of the previous AFL team that played in Nashville, the Nashville Kats.

May 15 – The Titans reach an agreement with Citadel Communications to move the Titans' flagship radio station to Nashville's 103 WKDF (103.3 FM).

June 4 – The Titans reach a tentative agreement with Adelphia Business Solutions to have Adelphia's name removed from the coliseum, pending court approval.

July 15 – Offensive lineman Bruce Matthews officially announces his NFL retirement from the offices of Titans owner K.S. "Bud" Adams, Jr., in Houston, Texas

December 1 – RB Eddie George becomes franchise's all-time leading rusher, passing Earl Campbell, in victory at New York Giants.

December 8 – Former Titans/Oilers offensive lineman Bruce Matthews is inducted into Titans' Hall of Fame and has his jersey retired during special halftime ceremony during Colts game.

December 22 – Titans clinch inaugural AFC South Division with 28-10 victory at Jacksonville.

December 29 – Titans go undefeated in inaugural AFC South division with 13-3 victory at Houston, securing a first-round bye in playoffs. The Titans become NFL's third team to advance to playoffs after starting their season 1-4.

2003

January 1 – QB Steve McNair finishes third in league MVP voting behind Rich Gannon and Brett Favre.

January 11 – Titans defeat Steelers 34-31 in bruising AFC Divisional Playoff Game.

January 19 – Titans play in franchise's fourth AFC Championship Game, but fall short at Oakland, 41-24.

January 25 – Former Houston Oilers DE Elvin Bethea named to the Pro Football Hall of Fame's 2003 class.

February 3 – Head coach Jeff Fisher coaches the AFC to a 45-20 victory in Pro Bowl.

February 7 – Titans president Jeff Diamond signs a new one-year contract.

June 25 – Head coach Jeff Fisher agrees to terms on a long-term contract extension.

December 7 – Frank Wycheck becomes the fourth tight end in NFL history to record 500 career receptions in Tennessee's 29-27 loss at home to Indianapolis.

December 7 – WR Derrick Mason catches six passes for 64 yards at home vs. Indianapolis to record his third consecutive 1,000-yard receiving season.

December 18 – The NFL announces that four Titans are going to the 2004 Pro Bowl – QB Steve McNair (named the starter), along with LB Keith Bulluck, WR Derrick Mason, and P Craig Hentrich. OT Brad Hopkins would later be named to the Pro Bowl as a reserve.

December 21 – QB Steve McNair leads a miraculous comeback at Houston, throwing the game-winning touchdown to Drew Bennett with 17 seconds left in Tennessee's 27-24 victory on the road. In the process, McNair surpasses 3,000 passing yards for the season, joining Warren Moon as only the second QB in franchise history to do so four times.

December 28 – Recently re-signed QB Neil O'Donnell starts following injuries to Steve McNair and Billy Volek. He threw for 232 yards and a pair of touchdowns in Tennessee's season-ending 33-13 victory over the defending Super Bowl Champion Tampa Bay Buccaneers. It marked O'Donnell's last NFL game as he would announce his retirement following the season. Eddie George becomes the 17th running back in NFL history to record 10,000 rushing yards in the team's victory over the Bucs. George rushes for 87 yards to push him over the 1,000-yard rushing mark for the seventh time in his eight NFL seasons. It marked the final regular season game and the final home game for George as a Titan.

2004

January 2 – QB Steve McNair named NFL's co-MVP along with Colts QB Peyton Manning. Each player receives 16 votes from a national panel of 50 journalists.

January 3 – Titans defeat Ravens 20-17 in AFC Wild Card Playoff Game in Baltimore.

January 10 – Titans fall at New England in AFC Divisional Playoff Game, the coldest playoff game in franchise history (four



Joe Nedney's field goal beats Steelers.



Steve McNair is named NFL co-MVP at the conclusion of the 2003 season.

HISTORICAL HIGHLIGHTS



Eddie George salutes the fans following his final home game as a Titan.

degrees, minus 10 wind chill).

January 11 – K Gary Anderson, the NFL's all-time leading scorer (2,346 points), announces his retirement after 22 seasons.

January 20 – Titans owner K.S. "Bud" Adams re-assumes team president role after Jeff Diamond's contract expires.

January 23 – TE Frank Wycheck announces his retirement from the NFL after 11 seasons in the league.

April 24 – Titans select a league-high 13 players in the 2004 NFL Draft, including three players in the second round (the team traded its first-round pick) – TE Ben Troupe, DE Travis LaBoy and DE Antwan Odom.

July 22 – Titans release RB Eddie George.

September 11 – The Titans season opener at Miami is played on Saturday instead of Sunday due to impending Hurricane Ivan. Titans running back Chris Brown rushes for 100 yards in his first NFL start en route to the team's 17-7 victory.

October 11 – On Monday Night Football, Steve McNair quarterbacks the Titans to a 48-27 victory over Green Bay to give him 71 career wins as a starter, surpassing Warren Moon's previous franchise record of 70 victories. The 48 points set a Lambeau Field record for a visiting team. Also in the game, running back Chris Brown carries 27 times for 148 yards and two touchdowns, joining Stump Mitchell (St. Louis Cardinals) and Don Calhoun (New England Patriots) to become the third player in NFL history to gain 100 or more rushing yards in four of his first five NFL starts.

December 13 – Running back Chris Brown totals 91 yards against Kansas City to become the franchise's eighth player to eclipse 1,000 season rushing yards. He finishes the season with 1,067 yards on 220 carries.

December 19 – Titans quarterback Billy Volek becomes fourth quarterback in NFL history to pass for 400 or more yards in two consecutive games after passing for 426 yards against Kansas City (12/13) and 492 yards at Oakland (12/19). The 918-yard total is the second-best two-game total in NFL history behind Phil Simms' record of 945 yards (1985).

2005

January 28 – The Arena Football League's Nashville Kats begin play under owner K.S. "Bud" Adams, Jr., winning 47-38 at the Columbus Destroyers.

February 9 – University of Southern California assistant Norm Chow is hired as Titans offensive coordinator after a 32-year career in college football.

February 21 – Titans part ways with six veterans – K Joe Nedney, DE Kevin Carter, CB Samari Rolle, RB/FB Robert Holcombe, T Fred Miller and WR Derrick Mason – due to salary cap concerns.

April 23 – Titans select West Virginia cornerback Adam "Pacman" Jones with the sixth overall pick in the 2005 NFL Draft.

May 6 – Titans owner K.S. "Bud" Adams, Jr. pledges \$600,000 over three years for scholarship program that provides money for college for one student-athlete from every high school in Tennessee.

September 6 – Through his foundation, quarterback Steve McNair organizes a relief drive for victims of Hurricane Katrina. Titans fans respond in droves, arriving at LP Field to fill over 20 tractor trailers worth of goods to be sent to the Gulf Coast region.

September 18 – Titans General Manager Floyd Reese becomes the first GM in team history to record 100 wins as the Titans defeat the Ravens by

a score of 25-10.

October 9 – Head Coach Jeff Fisher becomes the 34th coach in NFL history and the first in franchise history to notch 100 wins as the Titans win at Houston by a score of 34-20. Also in the game, quarterback Steve McNair became the 49th player in NFL history and second player in franchise history to reach 25,000 career passing yards.

2006

February 12 – Titans defensive end Kyle Vanden Bosch plays in his first career Pro Bowl. In his first season with the Titans, Vanden Bosch finished fourth in the NFL with 12.5 sacks, the most by a team member since 1999.

February 24 – K.S. "Bud" Adams, Jr. is inducted into the Tennessee Sports Hall of Fame.

March 13-15 – After a delay to the start of the NFL year due to collective bargaining talks between the league and the NFL Players Association, the Titans strike quickly in the initial days of free agency. They agree to terms with four veteran unrestricted free agents – linebacker David Thornton (Indianapolis), wide receiver David Givens (New England), center Kevin Mawae (N.Y. Jets) and safety Chris Hope (Pittsburgh) – within a three day span.

April 29 – Titans select quarterback Vince Young out of the University of Texas with the third overall pick in the 2006 NFL Draft.

June 6 – Titans and Louisiana Pacific Corporation reach an agreement on a new naming rights sponsorship that calls for the team's home stadium to be named LP Field. LP obtains the naming rights for 10 years.

June 9 – Titans trade quarterback Steve McNair to the Baltimore Ravens in exchange for a fourth-round draft choice in 2007.

June 14 – Offensive tackle Brad Hopkins announces his retirement from the NFL. Hopkins retires after playing in 194 games, the third-most in franchise history at the time (Matthews, Bethea). His 188 starts were the second-most in team history for an offensive lineman (Matthews).

July 29 – Titans sign first-round pick, QB Vince Young.

August 26 – Steve Underwood promoted to Senior Executive Vice President/Chief Operating Officer.

August 5 – Former Houston Oilers QB Warren Moon is inducted into the Pro Football Hall of Fame.

November 26 – Trailing 21-0 entering the fourth quarter, Vince Young leads the Titans to 24 unanswered points, posting the largest comeback by a rookie QB in NFL history. Rob Bironas' 49-yard field goal caps the stunning victory over the Giants at LP Field.

December 3 – Rob Bironas kicks franchise-long 60-yard field goal to beat the Colts, 20-17, at LP Field. The 60-yarder tied Steve Cox and Morten Andersen for the fourth-longest field goal in NFL history.

December 10 – Vince Young returns to his hometown and runs for a 39-yard touchdown in overtime to defeat the Texans, 26-20, at Reliant Stadium.

December 31 – Titans exercise 2007 option on head coach Jeff Fisher's contract.

2007

January 3 – Vince Young named the Associated Press Offensive Rookie of the Year.

January 5 – After 13 seasons at the helm, Floyd Reese resigns as general manager of the Titans.

February 1 – Vince Young named Diet Pepsi NFL Rookie of the Year.

February 3 – Former offensive lineman Bruce Matthews becomes the first franchise player that wore the Titans uniform to be voted into the Pro Football Hall of Fame.

February 10 – Vince Young becomes the first rookie quarterback in NFL history to play in the Pro Bowl.

February 12 – Titans name former Oilers safety Mike Reinfeldt the team's new General Manager.

February 28 – Vincent Marino hired from NFL office as Senior Director of Football Administration.

April 10 – NFL suspends Adam "Pacman" Jones for 2007 season.

April 28 – Titans select Texas DB Michael Griffin with the 19th overall pick in the NFL Draft.

August 4 – Bruce Matthews inducted into Pro Football Hall of Fame.

HISTORICAL HIGHLIGHTS

August 4 – NFL Commissioner Roger Goodell visits Titans training camp.
September 24 – Keith Bulluck intercepts a career-high three passes as the Titans cruise to a 31-14 victory at New Orleans on Monday Night Football.
October 21 – Rob Bironas kicks an NFL-record eight field goals, including a game-winning 29-yarder, as the Titans defeat the Houston Texans 38-36 at Reliant Stadium.
December 30 – Titans win last three regular season games, including a 16-10 victory at Indianapolis in the season finale to clinch the AFC's final playoff spot and the team's first postseason berth since 2003.

2008

January 6 – Vince Young becomes the youngest quarterback in franchise history to start in playoffs as the Titans fall 17-6 at San Diego in an AFC Wild Card game.
January 15 – Titans release offensive coordinator Norm Chow of his duties.
January 17 – Titans hire Mike Heimerdinger as offensive coordinator.
February 10 – Albert Haynesworth, Kyle Vanden Bosch and Rob Bironas play in Pro Bowl.
February 20 – Titans use franchise tag on DT Albert Haynesworth.
March 6 – Titans sign former Eagles DE Jevon Kearse as unrestricted free agent.
March 27 – Veteran guard Benji Olson announces retirement after 10 NFL seasons.
April 5 – Titans unveil new logo to celebrate team's 10th anniversary.
April 17 – Titans hold press conference honoring retirement of former franchise QB Steve McNair.
April 26 – Titans select East Carolina RB Chris Johnson with first pick (24th overall) in NFL Draft.
April 26 – Titans trade CB Pacman Jones to Dallas Cowboys for fourth-round draft pick and additional considerations (resulted in 4th-round pick in 2009 from Titans to Cowboys).
July 25 – The Titans reach a one-year contract agreement with franchised free agent defensive tackle Albert Haynesworth.
September 7 – On the same day Titans owner K.S. "Bud" Adams, Jr. is added to the Titans/Oilers Hall of Fame, he unveils a Titans/Oilers Ring of Honor at LP Field during the season opener against Jacksonville. The initial members of the Ring of Honor include Adams, Elvin Bethea, George Blanda, Earl Campbell, Mike Holovak, Ken Houston, Mike Munchak, Jim Norton, Warren Moon and Bruce Matthews.
September 21 – Cornerback Cortland Finnegan sets a club record with a 99-yard INT return for a TD in a win against the Houston Texans.
September 28 – A 30-17 victory over the Minnesota Vikings at LP Field gives the Titans four consecutive wins to open the season for the first time in franchise history.
October 19 – In a 34-10 victory at Kansas City, the Titans set a franchise rushing record with 332 rushing yards, including 168 yards by Chris Johnson and 149 yards by LenDale White.
October 27 – At halftime of a Monday night game against the Colts at LP Field, the Titans induct Steve McNair, Eddie George and Frank Wycheck to the Titans/Oilers Hall of Fame and the Ring of Honor.
November 2 – On a day in which the Titans win in overtime against the Green Bay Packers, the club celebrates its 100th consecutive sellout at LP Field, including every preseason, regular season and playoff game from the time the stadium opened in 1999.
November 16 – With a 24-14 win at Jacksonville, the Titans win their 10th consecutive game to open the 2008 season and their 13th consecutive regular season game dating back to the last three regular season games of 2007.
November 27 – At Detroit on Thanksgiving, the Titans defeat the Lions 47-10, the team's seventh-highest margin of victory of all-time and Detroit's highest margin of defeat on Thanksgiving.



Jevon Kearse celebrates the Titans' 10-0 start in 2008.

December 7 – The Titans clinch the AFC South title with a 28-9 victory over the Cleveland Browns at LP Field. It is the ninth division crown in club history.
December 16 – Six Titans are selected to the Pro Bowl – center Kevin Mawae, left tackle Michael Roos, running back Chris Johnson, defensive tackle Albert Haynesworth, safety Chris Hope and cornerback Cortland Finnegan. Additionally, quarterback Kerry Collins and safety Michael Griffin are named to the roster at a later date as alternates.
December 31 – The Titans defeat the Pittsburgh Steelers 31-14 to secure home-field advantage throughout the AFC Playoffs and tie the franchise record for most regular season wins (13).

2009

February 1 – Nancy Adams, co-owner, vice chairman of the board and wife of K.S. "Bud" Adams, Jr., passes away in Houston at the age of 84.
February 12 – Chuck Cecil is elevated from secondary coach to defensive coordinator, replacing Jim Schwartz, who was hired as head coach by the Detroit Lions.
April 1 – The Titans unveil a new logo to celebrate the club's 50th season, incorporating the Oilers' oil derrick logo with the fireball logo and the number 50.
March 2 – The Titans sign unrestricted free agent wide receiver Nate Washington from the Pittsburgh Steelers.
April 25 – The Titans select Rutgers WR Kenny Britt with the 24th overall selection in the 2009 NFL Draft, the first of 11 Titans draft choices.
July 4 – Former Titans quarterback Steve McNair is shot and killed in Nashville.
July 8-9 – The Titans open LP Field to the public for fans to pay their respects to Steve McNair. On July 9, a memorial service is held at Mt. Zion Baptist Church in Whites Creek, Tenn.
July 11 – After a funeral service at Reed Green Coliseum in Hattiesburg, Miss., Steve McNair's body is laid to rest at Griffith Cemetery, approximately 20 miles from his home in Mt. Olive, Miss.
August 3 – The Titans celebrate the 50th anniversary (Aug. 3, 1959) of K.S. "Bud" Adams, Jr.'s announcement of Houston's entry in the American Football League.
August 6 – The Titans announce that they will wear a "9" helmet sticker during the season to honor the late Steve McNair. The sticker appears on the back of the helmet and remains in place throughout the entire 2009 season.
August 9 – In a 21-18 Hall of Fame Game victory over the Buffalo Bills in Canton, Ohio, the Titans debut their 50th anniversary "legacy" uniforms. They wear the uniforms a total of four times in 2009.
October 18 – The Titans suffer the worst loss in franchise history at New England, losing 59-0 in their sixth consecutive loss to open the season. After a bye the next week, they win five consecutive games and finish at 8-8, becoming the only team in NFL history to win more than six games after starting the season at 0-6.
November 1 – At LP Field, Chris Johnson rushes for 228 yards in a victory over the Jacksonville Jaguars to set a new franchise single-game rushing record.
November 29 – Quarterback Vince Young leads a 99-yard drive in the final minutes of a game against the Arizona Cardinals to give the Titans a 20-17 win at LP Field. Young connects with rookie wide receiver Kenny Britt on a 10-yard touchdown pass as time expires.

2010

January 3 – With a 134-yard rushing performance in the season finale at Seattle, running back Chris Johnson becomes the sixth player in NFL history to reach 2,000 rushing yards in a season. Totalling 2,006 yards on 358 carries, he joined Eric Dickerson, Jamal Lewis, Barry Sanders, Terrell Davis and O.J. Simpson as the only players to accomplish the feat. He also set a new team single-season rushing record (Earl Campbell), and he became the NFL's new single-season leader in total yards from scrimmage (2,509), surpassing Marshall Faulk's former record. The Titans defeat the Seahawks 17-13.
January 13 – Running back Chris Johnson is named Associated Press NFL Offensive Player of the Year.

HISTORICAL HIGHLIGHTS



Johnson poses with offensive players and coaches after becoming just the sixth player in NFL history to reach 2,000 yards rushing in a season.

February 18 – The Titans' all-time leading punter, Craig Hentrich, announces his NFL retirement.

April 22 – The Titans select Georgia Tech defensive end Derrick Morgan with the 16th overall pick in the NFL Draft.

October 24 – The Titans open the season with a 5-2 start after defeating the Philadelphia Eagles 37-19. Wide receiver Kenny Britt amasses the fifth-most receiving yards in franchise history with 225 yards on a career-high seven receptions with three touchdowns.

November 21 – Marc Mariani returns a punt 87 yards for a touchdown against Washington becoming just the second Titans/Oilers player to record a punt return and a kickoff return for touchdowns in the same regular season.

2011

January 21 – The Titans release defensive coordinator Chuck Cecil of his duties.

January 28 – The Titans and head coach Jeff Fisher agree to part ways.

February 7 – The Titans name Mike Munchak the 16th head coach in franchise history.

February 8 – The Titans release offensive coordinator Mike Heimerdinger of his duties.

February 12 – The Titans hire Jerry Gray as defensive coordinator.

February 15 – The Titans hire Chris Palmer as offensive coordinator.

March 4 – The Collective Bargaining Agreement between the NFL and the Players Association expires.

March 11 – NFL players are locked out of team facilities due to the collective bargaining stalemate between the clubs and NFL Players Association.

April 28 – The Titans select Washington quarterback Jake Locker with the eighth overall pick in the NFL Draft.

July 25 – The lockout ends after a new CBA is reached.

July 28 – The Titans terminate quarterback Vince Young's contract.

July 29 – On the day players report to training camp, the Titans sign unrestricted free agent quarterback Matt Hasselbeck. In total, within a week of the lockout ending, the Titans sign contracts with nine draft choices, 14 rookie free agents, three restricted free agents and eight unrestricted free agents.

September 1 – The Titans and Chris Johnson agree to terms on a new, multi-year contract, ending the running back's holdout.

September 18 – Mike Munchak notches his first victory as a head coach as the Titans defeat the Baltimore Ravens 26-13 at LP Field.

October 19 – The Titans and Nashville Mayor Karl Dean announce proposed renovation plans for LP Field, including much larger and sharper video screens, a greatly enhanced sound system, elevators to provide service for upper deck seat holders, and general improvements to LP Field infrastructure. The team announces that the improvements would not require new revenues, but instead will be covered by user fees already being collected.

December 7 – Metro Council approves a bond issuance of up to \$28 million to finance renovations at LP Field.

2012

January 1 – With a 23-22 victory in the season finale at Houston, the franchise records its 400th all-time win in the regular season and playoffs, all under the ownership of K.S. "Bud" Adams, Jr. In the victory, Matt Hasselbeck eclipses 3,500 passing yards on the season and Nate Washington reaches the 1,000-yard receiving mark. Additionally, Chris Johnson records 1,000 rushing yards for the fourth consecutive season.

January 18 – The Titans elevate Mike Reinfeldt to senior executive vice president/chief operating officer and Ruston Webster to executive vice president/general manager. Lake Dawson is promoted to vice president of player personnel.

February 4 – Titans Owner K.S. "Bud" Adams, Jr. is named the first winner of the NFL's Salute To Service Award. Adams is recognized at the NFL Honors event for his outstanding efforts in supporting U.S. service members and veterans.

March 5 – The Titans use the franchise tag on safety Michael Griffin, who was scheduled to become an unrestricted free agent on March 13.

April 26 – The Titans select Baylor wide receiver Kendall Wright with the 20th overall pick in the 2012 NFL Draft.

June 19 – The Titans reach an agreement with franchise player Michael Griffin on a long-term contract.

July 30 – Wide receiver O.J. Murdock is found dead in Tampa, Fla., of a self-inflicted wound.

August 3 – Former Titans linebacker Keith Bulluck announces his retirement from the NFL during a press conference at Baptist Sports Park.

September 23 – In a 44-41 overtime victory over the Detroit Lions, the Titans become the first team in NFL history to score five touchdowns of 60 yards or longer in a game, reaching the end zone on a punt return by Tommie Campbell, a kickoff return by Darius Reynaud, a fumble return by Alterraun Verner and touchdown receptions by Jared Cook and Nate Washington. Locker passes for 378 yards in his first career win as a starter.

November 26 – The Titans dismiss offensive coordinator Chris Palmer and name quarterbacks coach Dowell Loggains as the new offensive coordinator.

December 17 – In a 14-10 victory over the New York Jets on *Monday Night Football*, Chris Johnson sets a franchise record with a 94-yard touchdown run.

December 30 – The Titans defeat the Jacksonville Jaguars 38-20 and become the first team in NFL history with two punt return touchdowns (both by Darius Reynaud) and two interception return touchdowns (both by Zach Brown) in the same game. They also become only the second team in NFL history with four total return touchdowns in a game.

December 31 – Mike Reinfeldt is dismissed as senior executive vice president/chief operating officer.

2013

February 2 – Former Oilers defensive tackle Curley Culp is selected for enshrinement in the Pro Football Hall of Fame.

March 14 – The Titans sign tight end Delanie Walker as an unrestricted free agent from the San Francisco 49ers.

April 1 – Former Oilers head coach Jack Pardee passes away.

July 11 – Titans team headquarters is renamed Saint Thomas Sports Park after Saint Thomas Hospital announces it is renaming its Baptist Hospital properties.

October 18 – Former Oilers head coach Bum Phillips passes away.

October 21 – At his home in Houston, Titans Founder, Owner, Chairman of the Board, President and CEO K.S. "Bud" Adams, Jr. passes away from natural causes at the age of 90. Called a "pioneer and innovator" by NFL Commissioner Roger Goodell upon his death, Adams was in his 54th year leading the organization.

October 28 – K.S. "Bud" Adams, Jr. is entombed at Forest Park Westheimer Cemetery in Houston.

October 29 – The Titans announce Tommy Smith will be team president and chief executive officer; Susie Adams Smith and Amy Adams Hunt will serve as co-chairpersons; and Kenneth Adams IV will join the Titans board as a director.

HISTORICAL HIGHLIGHTS

2014

January 4 – The Titans and head coach Mike Munchak agree to part ways.
January 13 – San Diego Chargers offensive coordinator and former Arizona Cardinals head coach Ken Whisenhunt is hired as the 17th head coach in Titans/Oilers history.

April 4 – The Titans release running back Chris Johnson.

May 8 – The Titans select Michigan tackle Taylor Lewan with the 11th overall pick in the 2014 NFL Draft.

2015

March 20 – President and CEO Tommy Smith announces he is retiring from that role. The Titans begin the search process for a new team CEO/president and install Steve Underwood as interim president.

April 30 – The Titans select Oregon quarterback Marcus Mariota with the second overall pick in the 2015 NFL Draft.

June 25 – The Titans and Nissan announce a 20-year agreement to rename the team's home venue Nissan Stadium.

September 1 – Following a bout with cancer, 85-year-old Titans scout C.O. Brocato dies. Brocato spent 40 years with the organization after joining the club in 1975.

September 13 – Quarterback Marcus Mariota makes his regular season debut, completing 13 of 15 passes for 209 yards with four touchdowns and no interceptions (158.3 passer rating). He becomes the second rookie in NFL history to throw four touchdown passes in a season opener, joining Fran Tarkenton (1961).

November 3 – The Titans relieve head coach Ken Whisenhunt of his duties and name assistant head coach/tight ends Mike Mularkey as interim head coach for the remainder of the season.

2016

January 4 – The Titans relieve general manager Ruston Webster of his duties. Steve Underwood is named as the team's president and chief executive officer on a permanent basis, with the interim tag removed from his title.

January 14 – The Titans hire Tampa Bay Buccaneers director of player personnel Jon Robinson as general manager.

January 16 – Mike Mularkey is named as the 18th head coach in franchise history, taking over the role after serving the final nine games of 2015 as the interim head coach.

April 14 – Two weeks prior to the 2016 NFL Draft, the Titans trade the first overall pick to the Los Angeles Rams. The Titans also deal a fourth-round pick and a sixth-round pick in the deal. In exchange, the Titans receive a first-round pick (15th overall), a pair of second-round picks and a third-round pick in 2016, plus the Rams' 2017 first- and third-rounders.

December 20 – Running back DeMarco Murray, tight end Delanie Walker, tackle Taylor Lewan, outside linebacker Brian Orakpo and defensive tackle Jurrell Casey are named to the Pro Bowl, giving the Titans five or more Pro Bowl selections for the first time since 2008.

2017

January 5 – Jon Robinson is promoted to executive vice president/general manager.

April 27 – The Titans select wide receiver Corey Davis (fifth overall) and cornerback Adoree' Jackson (18th overall) in the first round of the 2017 NFL Draft, marking the first time the team makes two picks in the first round since 1987.

December 19 – Defensive tackle Jurrell Casey, punter Brett Kern and tackle Taylor Lewan are named to the Pro Bowl. Safety Kevin Byard, special teamer Brynden Trawick and tight end Delanie Walker are later named to the squad, giving the Titans five or more Pro Bowl selections in consecutive seasons.

December 31 – The Titans clinch their 22nd playoff berth in franchise history with a 15-10 victory over the Jacksonville Jaguars in the regular season finale at Nissan Stadium.

2018

January 6 – The Titans open the NFL postseason with a 22-21 win over the Kansas City Chiefs at Arrowhead Stadium, giving the franchise its first



Controlling owner Amy Adams Strunk, along with current and former Titans players, unveiled the team's new uniforms on April 4, 2018.

postseason win since Jan. 3, 2004. After the Titans trailed 21-3 at the start of the second half, their victory tied for the second-largest comeback by a road team in NFL playoff history.

January 15 – The Titans and head coach Mike Mularkey agree to part ways.

January 20 – Houston Texans defensive coordinator Mike Vrabel is hired as the 19th head coach in Titans/Oilers history.

February 3 – Former Oilers outside linebacker Robert Brazile is elected to the Pro Football Hall of Fame (inducted Aug. 4, 2018).

April 4 – In downtown Nashville, the Titans unveil new uniforms in front of an estimated audience of 15,000-20,000 fans. The event marked the first significant uniform alterations for the club since 1999.

May 23 – In Atlanta at the annual Spring League Meeting, the NFL announces that the 2019 NFL Draft will take place in Nashville.

September 9 – The Titans and Dolphins open the 2018 season with a seven-hour, 10-minute contest, the longest NFL game since the 1970 merger. The game features two separate lightning delays that totaled three hours and 59 minutes.

October 21 – The Titans travel to London to face the Los Angeles Chargers at Wembley Stadium. The contest marks the franchise's first regular season game at an overseas location.

December 6 – Running back Derrick Henry sets a franchise record with 238 rushing yards and ties a franchise mark with four rushing touchdowns, including an NFL-record-tying 99-yard rushing score against Jacksonville.

December 20 – Defensive tackle Jurrell Casey, punter Brett Kern and tackle Taylor Lewan are named to the Pro Bowl.

2019

February 2 – Former Titans center Kevin Mawae is elected to the Pro Football Hall of Fame (inducted Aug. 3, 2019).

April 25-27 – The 2019 NFL Draft is held in downtown Nashville. Nashville shatters a draft record with more than 600,000 fans attending during the three-day event and sets another draft record with more than 47.5 million television viewers. For the city of Nashville, the event generated a record \$133 million in direct spending, a 79 percent increase over the previous draft in Dallas (\$74 million). The economic impact was another record-breaker at \$224 million, also a 79 percent increase over the \$125 million in 2018.

April 25 – The Titans select Mississippi State defensive lineman Jeffery Simmons with the 19th overall pick in the first round of the 2019 NFL Draft.

June 12 – Titans controlling owner Amy Adams Strunk announces that the franchise will retire Steve McNair's No. 9 jersey and Eddie George's No. 27 jersey.

July 30 – Titans controlling owner Amy Adams Strunk announces \$450,000 in grant funding to 10 local non-profit organizations in the spaces of education, African American history and culture, social justice, diversionary and re-entry programs, immigrant outreach and domestic violence and sexual assault. The National Museum of African American Music and the NAACP Freedom Fund each receive \$100,000 grants.

HISTORICAL HIGHLIGHTS



The 2019 NFL Draft was held in downtown Nashville.

September 15 – During a halftime ceremony in a game against the Indianapolis Colts, the Titans retire Steve McNair's No. 9 jersey and Eddie George's No. 27 jersey.

November 13 – The Titans announce plans to begin a 60,000-square-foot expansion of Saint Thomas Sports Park, nearly doubling the footprint of the team's headquarters in Nashville.

December 13 – The Titans hold a groundbreaking ceremony for the expansion of Saint Thomas Sports Park. Controlling owner Amy Adams Strunk is joined by Tennessee Governor Bill Lee and U.S. Senators Lamar Alexander and Marsha Blackburn.

December 29 – The Titans conclude the 2019 season with a 35-14 victory at Houston. They finish the regular season 9-7 and clinch a wild card playoff berth. Derrick Henry rushes for 211 yards (fifth-most in franchise history) and three touchdowns, and in the process, he captures the 2019 NFL rushing title with 1,540 rushing yards. A.J. Brown's 124 yards in the game make him the franchise's third 1,000-yard rookie receiver (Bill Groman and Ernest Givins).

2020

January 4 – The Titans defeat the New England Patriots 20-13 in a wild card game. Derrick Henry rushes for 182 yards to set a new franchise postseason record.



January 11 – The Titans defeat the Baltimore Ravens 28-12 in a divisional playoff game. Derrick Henry rushes for 195 yards to establish a franchise postseason record for the second consecutive week.

January 19 – The Titans play at Kansas City in their first AFC Championship Game since Jan. 19, 2003. Their playoff run comes to an end with a 35-24 loss to the Chiefs.

March 4 – The Titans Foundation and controlling owner Amy Adams Strunk announce a donation of \$1 million to The Community Foundation of Middle Tennessee following the devastation of an EF-3 tornado that swept through

the region on the night of March 2-3. The NFL Foundation also contributes \$250,000. On March 6, Titans players and staff members volunteer with the cleanup and relief effort in Nashville.

March 15 – A new collective bargaining between the NFL and NFL Players Association is ratified. The agreement runs through the 2030 season.

March 15 – The Titans announce a multi-year contract extension with quarterback Ryan Tannehill.

March 16 – The NFL announces the postponement of all in-person offseason programs in response to the coronavirus pandemic. Teams are later given the option of conducting virtual offseason programs but are prohibited from gathering at team facilities for the duration of the offseason.

March 16 – The Titans place the franchise tag on running back Derrick Henry and later come to terms on a long-term contract agreement.

April 23 – The 2020 NFL Draft is held in a virtual setting with all team personnel and draftees at their own homes due to the COVID-19 pandemic.

May 8 – The Titans elevate Burke Fitts to team president/CEO after Steve Underwood announces his retirement from a full-time role.

June 11 – Titans controlling owner Amy Adams Strunk adds her voice and the voice of the organization to support the peaceful protests calling for equality and denouncing racism in the wake of the death of George Floyd. "Hearts, minds and institutions need to change throughout our country," she says. "Those who face racism need to be heard, and more importantly, understood by those who haven't listened before ... Hearing our players and coaches speak over the last two weeks has been constructive to this vital discussion. I support our players using peaceful protests and their platforms to advance us as a nation. I would encourage those who haven't thought about these issues before to understand the pain, anger and frustration of the black community. Black lives matter. We should all agree on that."

July 25 – The NFL cancels all 2020 preseason contests and modifies all team's training camps because of safety protocols involving the COVID-19 pandemic. However, the 2020 regular season starts as scheduled.

October 13 – The Titans defeat the Buffalo Bills 42-16 at Nissan Stadium in the NFL's second Tuesday game since 1946. Positive COVID-19 test results force the Titans to close their headquarters on Tuesday, Sept. 29, and reschedule their game with the Pittsburgh Steelers. The facility does not reopen until Saturday, Oct. 10. Following just three days of in-person activities, the Titans take the field against the previously unbeaten Bills and win convincingly. At the time of the Bills game, the Titans had eight players on their reserve/COVID-19 lists, including five from their active/inactive roster. At the outbreak's peak, there were a total of 14 players on the reserve/COVID-19 lists.

December 18 – The Titans and the City of Nashville announce that they are engaged in formal discussions regarding the future of Nissan Stadium. The discussions aim to secure the Titans' future in Nashville and facilitate the creation of a new Nashville neighborhood surrounding the facility.

2021

January 3 – The Titans clinch the AFC South division crown with a 41-38 victory over the Houston Texans after practice squad call-up kicker Sam Sloman bounces a 37-yard field goal attempt off the right upright and through as time expires in regulation. It gives the Titans their first AFC South championship since 2008. In the victory, Derrick Henry captures his second consecutive NFL rushing title after posting a franchise-record 250 rushing yards. He accumulates 2,027 rushing yards on the 2020 season,



HISTORICAL HIGHLIGHTS

making him just the eighth player in NFL history to reach the 2,000-yard rushing mark.

February 6 – Running back Derrick Henry is named Associated Press NFL Offensive Player of the Year.

June 6 – The Titans acquire wide receiver Julio Jones in a trade with the Atlanta Falcons. The Titans send a 2022 second-round pick and a conditional 2023 fourth-round selection to Atlanta in exchange for Jones and a 2023 sixth-round pick.

September 26 - The Titans induct former Oilers coach O.A. "Bum" Phillips into the franchise's Ring of Honor. Phillips was the personification of the 'Luv Ya Blue Era' as the head coach of the Oilers for six seasons (1975-80). Upon leaving the organization, he owned a .608 winning percentage (59-38), the best at that time by any Oilers head coach with at least two full seasons.

November 21 - The Titans induct former head coach Jeff Fisher and former general manager Floyd Reese into the franchise's Ring of Honor. Fisher is the winningest coach in franchise history, amassing 147 wins from 1994-2010 and the team's only Super Bowl appearance following the 1999 season. Reese had a 21-year run (1986-2006) with the franchise as a coach and executive and is the winningest general manager in franchise history.

2022

January 2 - The Titans defeat the Miami Dolphins 34-3 at Nissan Stadium, clinching their second consecutive AFC South division title. It marks the organization's first back-to-back division titles since the Oilers won the AFL Eastern division each season from 1960 to 1962.

January 9 - The Titans finish the 2021 regular season with a 28-25 victory at Houston and in the process earned the No. 1 seed in the AFC playoffs for the first time since 2008. The Titans set an NFL record for a non-strike year by using 91 total players in 2021.

February 10 - Mike Vrabel is named the Associated Press NFL Coach of the Year, becoming the franchise's first head coach to accomplish the feat. He also earned NFL Coach of the Year honors from the Pro Football Writers of America, Sporting News, 101 Awards and the NFL on FOX Awards.

April 28 - During the first round of the 2022 NFL Draft, the Titans trade wide receiver A.J. Brown to the Philadelphia Eagles in exchange for a first-round pick (18th overall) and a third-round pick (101st overall).

October 18 - Former Titans tight end Delanie Walker announces his retirement at Nissan Stadium. He finishes his career as a three-time Pro Bowl selection (2015-17), four-time captain and two-time Walter Payton NFL Man of the Year nominee (2013, 2015).

October 20 - At Tennessee State University, the Titans announce a new community benefits platform with 16 local and regional organizations. The ONE Community platform includes multi-faceted programs to reach many of Nashville's most underserved communities with a focus on three areas: Opportunity, Neighborhoods and Education.

October 30 - At Houston, running back Derrick Henry rushes for 219 yards and two touchdowns, giving him 75 total career touchdowns to break Eddie George's franchise record (74).

December 6 - The Titans part ways with general manager Jon Robinson.

2023

January 18 - Former San Francisco 49ers director of player personnel Ran Carthon is hired as the 14th general manager in franchise history.

January 31 - The Titans announce that a monofilament, synthetic turf playing surface will be installed at Nissan Stadium, citing a review of both injury data and the growth patterns of natural grass in the region leading to the decision.

February 24 - The Titans and Nashville Mayor John Cooper submit an agreement for approval by the Nashville Metro Council to build a new, enclosed stadium on Nashville's East Bank.

April 11 - The Titans announce a multi-year contract extension with defensive tackle Jeffery Simmons.

April 26 - The Titans receive final approval from the Metropolitan Nashville Council with a 26-12 vote to move forward with plans to build a new, enclosed stadium set on Nashville's East Bank. The stadium agreement includes a new 30-year lease and non-relocation pact between the Titans

and the Nashville Sports Authority. The terms remove the previous obligation of Nashville's General Fund to maintain and upgrade the stadium and return 66 acres of land to the City of Nashville previously restricted by parking lots through 2039. The team will contribute nearly \$48 million over the life of the lease to the Nashville Needs Impact Fund, a fund directed by the Metro Council to support city needs such as public education, public transit, affordable housing, and several other areas. The new stadium, estimated at 1.75 million square feet with a seating capacity of approximately 60,000, is anticipated to bring in year-round major events; will host Tennessee State University home football games, extending the long-standing partnership between TSU and the Titans; and include a 12,000 square foot community space to host classes for local schools, job trainings, and other community events.



Rendering of the new, enclosed stadium in Nashville that is expected to open in 2027.

June 1 - Titans all-time leading punter Brett Kern announces his NFL retirement at Ascension Saint Thomas Sports Park. At the time of his retirement, he ranks as the franchise's all-time career leader in punts (923), gross punting average (45.9 yards), net punting average (40.8) and punts placed inside the 20 (373), and his 197 career games played with the team ranks third in club history.

October 23 - Safety Kevin Byard is traded to the Philadelphia Eagles.

October 29 - Rookie quarterback Will Levis makes his Titans debut and first career start against the Atlanta Falcons. He completes 19 of 29 passes for 238 yards with four touchdowns for a 130.5 passer rating. He becomes the third player in NFL history to record four touchdown passes in his NFL debut, joining Minnesota's Fran Tarkenton and the Titans' Marcus Mariota.

November 17 - The Titans and Nissan announce a naming rights partnership for the team's new stadium.

2024

January 7 – Derrick Henry rushes for 153 yards and a touchdown on 19 carries in a season-ending victory over the Jaguars. It was his final performance with the Titans before signing with the Baltimore Ravens as an unrestricted free agent on March 13, 2024.

January 9 – The Titans relieve head coach Mike Vrabel of his duties.

January 24 – Cincinnati Bengals offensive coordinator Brian Callahan is hired as the 20th head coach in Titans/Oilers history.

February 29 – Tennessee Titans controlling owner Amy Adams Strunk, Tennessee Governor Bill Lee, Nashville Mayor Freddie O'Connell, and over 700 community members join together to celebrate the groundbreaking of the New Nissan Stadium, setting in motion construction of the dynamic facility scheduled to open in 2027.

2025

January 7 - The Titans part ways with general manager Ran Carthon.

January 17 - Former Kansas City Chiefs assistant general manager Mike Borgonzi is hired as the 15th general manager in franchise history.

April 24 – The Titans select Miami (Fla.) quarterback Cameron Ward with the first overall pick in the 2025 NFL Draft.

HOME/AWAY WIN-LOSS RECORDS

REGULAR SEASON HOME RECORD				
Year	W	L	T	Pct.
1960	6	1	0	.857
1961	6	1	0	.857
1962	6	1	0	.857
1963	4	3	0	.571
1964	3	4	0	.429
1965	3	4	0	.429
1966	3	4	0	.429
1967	5	2	0	.714
1968	3	4	0	.429
1969	4	2	1	.643
1970	1	6	0	.143
1971	3	3	1	.500
1972	1	6	0	.143
1973	0	7	0	.000
1974	3	4	0	.429
1975	5	2	0	.714
1976	3	4	0	.429
1977	5	2	0	.714
1978	5	3	0	.625
1979	6	2	0	.750
1980	6	2	0	.750
1981	5	3	0	.625
1982	1	4	0	.200
1983	2	6	0	.250
1984	2	6	0	.250
1985	4	4	0	.500
1986	4	4	0	.500
1987	5	2	0	.714
1988	7	1	0	.875
1989	6	2	0	.750
1990	6	2	0	.750
1991	7	1	0	.875
1992	5	3	0	.625
1993	7	1	0	.875
1994	2	6	0	.250
1995	3	5	0	.375
1996	2	6	0	.250
1997	6	2	0	.750
1998	3	5	0	.375
1999	8	0	0	1.000
2000	7	1	0	.875
2001	3	5	0	.375
2002	6	2	0	.750
2003	7	1	0	.875
2004	2	6	0	.250
2005	3	5	0	.375
2006	4	4	0	.500
2007	5	3	0	.625
2008	7	1	0	.875
2009	5	3	0	.625
2010	3	5	0	.375
2011	5	3	0	.625
2012	4	4	0	.500
2013	3	5	0	.375
2014	1	7	0	.125
2015	1	7	0	.125
2016	5	3	0	.625
2017	6	2	0	.750
2018	6	2	0	.750
2019	4	4	0	.500
2020	5	3	0	.625
2021	7	2	0	.778
2022	3	5	0	.375
2023	5	4	0	.556
2024	1	7	0	.125
Totals:	274	224	2	.550

REGULAR SEASON ROAD RECORD				
Year	W	L	T	Pct.
1960	4	3	0	.571
1961	4	2	1	.643
1962	5	2	0	.714
1963	2	5	0	.286
1964	1	6	0	.143
1965	1	6	0	.143
1966	0	7	0	.000
1967	4	2	1	.643
1968	4	3	0	.571
1969	2	4	1	.357
1970	2	4	1	.357
1971	1	6	0	.143
1972	0	7	0	.000
1973	1	6	0	.143
1974	4	3	0	.571
1975	5	2	0	.714
1976	2	5	0	.286
1977	3	4	0	.429
1978	5	3	0	.625
1979	5	3	0	.625
1980	5	3	0	.625
1981	2	6	0	.250
1982	0	4	0	.000
1983	0	8	0	.000
1984	1	7	0	.125
1985	1	7	0	.125
1986	1	7	0	.125
1987	4	4	0	.500
1988	3	5	0	.375
1989	3	5	0	.375
1990	3	5	0	.375
1991	4	4	0	.500
1992	5	3	0	.625
1993	5	3	0	.625
1994	0	8	0	.000
1995	4	4	0	.500
1996	6	2	0	.750
1997	2	6	0	.250
1998	5	3	0	.625
1999	5	3	0	.625
2000	6	2	0	.750
2001	4	4	0	.500
2002	5	3	0	.625
2003	5	3	0	.635
2004	3	5	0	.375
2005	1	7	0	.125
2006	4	4	0	.500
2007	5	3	0	.625
2008	6	2	0	.750
2009	3	5	0	.375
2010	3	5	0	.375
2011	4	4	0	.500
2012	2	6	0	.250
2013	4	4	0	.500
2014	1	7	0	.125
2015	2	6	0	.250
2016	4	4	0	.500
2017	3	5	0	.375
2018	3	5	0	.375
2019	5	3	0	.625
2020	6	2	0	.750
2021	5	3	0	.625
2022	4	5	0	.444
2023	1	7	0	.125
2024	2	7	0	.222
Totals:	205	291	4	.414

ALL-TIME FRANCHISE TOTALS (REGULAR SEASON ONLY)

	W	L	T	Pct.
Totals:	479	515	6	.482



MONTH-BY-MONTH WIN-LOSS RECORDS

YEAR	AUG.	SEPT.	OCT.	NOV.	DEC.	JAN.	TOTAL
1960	0-0	2-1	3-1	3-1	2-1	0-0	10-4
1961	0-0	1-1	2-2-1	4-0	3-0	0-0	10-3-1
1962	0-0	2-1	2-2	4-0	3-0	0-0	11-3
1963	0-0	2-2	3-1	1-2	0-3	0-0	6-8
1964	0-0	2-1	0-4	0-5	2-0	0-0	4-10
1965	0-0	2-1	2-2	0-4	0-3	0-0	4-10
1966	0-0	2-2	1-3	0-3	0-3	0-0	3-11
1967	0-0	1-2	3-0-1	2-1	3-1	0-0	9-4-1
1968	0-0	1-3	2-2	2-2	2-0	0-0	7-7
1969	0-0	2-1	2-2	1-2-2	1-1	0-0	6-6-2
1970	0-0	1-1	1-2-1	1-4	0-3	0-0	3-10-1
1971	0-0	0-2	1-3-1	0-4	3-0	0-0	4-9-1
1972	0-0	0-2	1-4	0-4	0-3	0-0	1-13
1973	0-0	0-3	0-4	1-3	0-3	0-0	1-13
1974	0-0	1-2	1-3	3-1	2-1	0-0	7-7
1975	0-0	2-0	3-1	2-3	3-0	0-0	10-4
1976	0-0	2-1	2-2	1-4	0-2	0-0	5-9
1977	0-0	2-0	1-4	3-1	2-1	0-0	8-6
1978	0-0	2-2	3-2	4-0	1-2	0-0	10-6
1979	0-0	4-1	2-2	4-0	1-2	0-0	11-5
1980	0-0	3-1	2-2	3-2	3-0	0-0	11-5
1981	0-0	2-2	2-2	1-4	2-1	0-0	7-9
1982	0-0	1-1	0-0	0-2	0-4	0-1	1-8
1983	0-0	0-4	0-5	1-3	1-2	0-0	2-14
1984	0-0	0-5	0-4	2-2	1-2	0-0	3-13
1985	0-0	1-3	2-2	2-2	0-4	0-0	5-11
1986	0-0	1-3	0-4	2-3	2-1	0-0	5-11
1987	0-0	1-1	3-1	2-3	3-1	0-0	9-6
1988	0-0	3-1	3-2	3-1	1-2	0-0	10-6
1989	0-0	1-2	3-2	3-1	2-2	0-0	9-7
1990	0-0	2-2	2-2	2-1	3-2	0-0	9-7
1991	0-0	3-1	4-0	2-2	2-2	0-0	11-5
1992	0-0	3-1	2-1	2-3	3-1	0-0	10-6
1993	0-0	1-3	2-1	4-0	4-0	1-0	12-4
1994	0-0	1-3	0-4	0-4	1-3	0-0	2-14
1995	0-0	2-2	1-3	2-2	2-2	0-0	7-9
1996	0-0	2-2	3-1	1-3	2-2	0-0	8-8
1997	1-0	0-3	3-1	3-2	1-2	0-0	8-8
1998	0-0	1-3	2-1	3-2	2-2	0-0	8-8
1999	0-0	3-0	3-1	3-1	3-1	1-0	13-3
2000	0-0	2-1	5-0	2-2	4-0	0-0	13-3
2001	0-0	0-2	2-2	2-2	3-2	0-1	7-9
2002	0-0	1-3	2-1	3-1	5-0	0-0	11-5
2003	0-0	3-1	3-1	3-0	3-2	0-0	12-4
2004	0-0	1-2	2-3	1-2	0-4	1-0	5-11
2005	0-0	1-2	1-4	1-2	1-3	0-1	4-12
2006	0-0	0-3	2-2	2-2	4-1	0-0	8-8
2007	0-0	2-1	3-1	1-3	4-1	0-0	10-6
2008	0-0	4-0	3-0	4-1	2-2	0-0	13-3
2009	0-0	0-3	0-3	5-0	2-2	1-0	8-8
2010	0-0	2-1	3-2	0-3	1-3	0-1	6-10
2011	0-0	2-1	2-2	2-2	2-2	1-0	9-7
2012	0-0	1-3	2-2	1-2	2-3	0-0	6-10
2013	0-0	3-1	0-3	2-2	2-3	0-0	7-9
2014	0-0	1-3	1-3	0-4	0-4	0-0	2-14
2015	0-0	1-2	0-3	1-4	1-3	0-1	3-13
2016	0-0	1-2	3-2	2-2	2-1	1-0	9-7
2017	0-0	2-1	2-2	3-1	2-3	0-0	9-7
2018	0-0	3-1	0-3	2-2	4-1	0-0	9-7
2019	0-0	2-2	2-2	2-1	3-2	0-0	9-7
2020	0-0	3-0	2-1	3-2	2-2	1-0	11-5
2021	0-0	2-1	4-1	2-2	2-1	2-0	12-5
2022	0-0	1-2	4-0	2-2	0-5	0-1	7-10
2023	0-0	1-2	2-2	1-3	1-4	1-0	6-11
2024	0-0	1-3	0-3	2-2	0-5	0-1	3-14
TOTALS	1-0	102-115	122-133-4	126-136-2	118-124	10-7	479-515-6



SITUATIONAL REGULAR SEASON WIN-LOSS RECORD

VS. AFL TEAMS

Total: 70-66-4
Home: 44-26-1
Away: 26-40-3

VS. AFC TEAMS (1970-PRESENT)

Total: 303-343-1
Home: 177-146-0
Away: 126-197-1

VS. AFC SOUTH TEAMS

Total: 65-73-0
Home: 35-34-0
Away: 30-39-0

VS. AFC NORTH TEAMS (2002-PRESENT)

Total: 20-27-0
Home: 11-13-0
Away: 9-14-0

VS. AFC CENTRAL TEAMS (1970-2001)

Total: 100-110-0
Home: 55-51-0
Away: 45-59-0

VS. AFC EAST TEAMS

Total: 59-64-0
Home: 35-22-0
Away: 24-42-0

VS. AFC WEST TEAMS

Total: 59-69-1
Home: 41-26-0
Away: 18-43-1

VS. NFC TEAMS (1970-PRESENT)

Total: 106-106-1
Home: 54-52-1
Away: 52-54-0

VS. NFC SOUTH TEAMS

Total: 16-9-0
Home: 9-4-0
Away: 7-5-0

VS. NFC NORTH TEAMS (2002-PRESENT)

Total: 14-11-0
Home: 7-5-0
Away: 7-6-0

VS. NFC CENTRAL TEAMS (1970-2001)

Total: 21-18-0
Home: 12-8-0
Away: 9-10-0

VS. NFC EAST TEAMS

Total: 29-35-0
Home: 13-18-0
Away: 16-17-0

VS. NFC WEST TEAMS

Total: 26-33-1
Home: 13-17-1
Away: 13-16-0

MONDAY NIGHT FOOTBALL

Total: 27-19-0
Home: 15-9-0
Away: 12-10-0

WEEK AFTER MNF

Total: 22-23-0
Home: 16-9-0
Away: 6-14-0

SUNDAY NIGHT FOOTBALL

Total: 12-12-0 (ESPN 8-6; TNT 2-2; NBC 2-4)
Home: 8-5-0
Away: 4-7-0

TUESDAY FOOTBALL

Total: 1-0-0 (CBS 1-0)
Home: 1-0-0
Away: 0-0-0

THURSDAY NIGHT FOOTBALL

Total: 8-12-0 (ABC 2-0; ESPN 1-1; TNT 0-1; NBC 0-2*; NFLN 4-7*^; FOX 1-1^; Amazon Prime 2-3*)
Home: 7-5-0
Away: 1-7-0
*11/16/17 at Pittsburgh was broadcasted on both NBC and NFLN.
^12/6/18 vs. Jacksonville and 11/12/20 vs. Indianapolis were broadcasted on NFLN, FOX and Amazon Prime.

FRIDAY FOOTBALL

Total: 0-1-0 (NFLN 0-1)
Home: 0-1-0
Away: 0-0-0

SATURDAY FOOTBALL

Total: 2-3-0 (ABC 1-0, ESPN 0-3, FOX/NFLN 1-0)
Home: 1-2-0
Away: 1-1-0

OVERTIME

Total: 23-25-0
Home: 15-13-0
Away: 8-12-0

SEASON OPENERS

Total: 31-33-0
Home: 15-14-0
Away: 16-19-0

LONDON GAMES SERIES

Total: 0-2-0
Home: 0-1-0
Away: 0-1-0

DOMES

Total: 145-146-2
Astrodome (Houston): 113-103-2
AT&T Stadium (Dallas): 2-0
Edward Jones Dome (St. Louis): 0-1
Ford Field (Detroit): 2-1
Georgia Dome (Atlanta): 2-1
Kingdome (Seattle): 1-6
Lucas Oil Stadium (closed) (Indianapolis): 2-10
Mercedes-Benz Stadium (closed) (Atlanta): 1-0
Metrodome (Minneapolis): 1-6
NRG Stadium (closed) (Houston): 9-7
RCA Dome (Indianapolis): 4-7
Silverdome (Detroit): 2-1
Superdome (New Orleans): 6-3
U.S. Bank Stadium (Minnesota): 1-0

HOTTEST/COLDEST GAMES

SIX HOTTEST GAMES

DATE	OPPONENT	SCORE	WEATHER
9/11/83	at L.A. Raiders	6-20 (L)	96°, clear
9/9/90	at Atlanta	27-47 (L)	94°, partly cloudy
10/7/62	BUFFALO	17-14 (W)	93°, showers
9/14/65	N.Y. JETS	27-21 (W)	93°, sunny
9/15/19	INDIANAPOLIS	17-19 (L)	93°, sunny
10/6/63	at Kansas City	7-28 (L)	92°, sunny

15 COLDEST GAMES

DATE	OPPONENT	SCORE	WEATHER
12/18/16	at Kansas City	19-17 (W)	1°, clear (-9° wind chill)
*1/10/04	at New England	14-17 (L)	4°, clear (-10° wind chill)
12/11/77	at Cleveland	19-15 (W)	7°, clear (-7° wind chill)
12/17/89	at Cincinnati	7-61 (L)	9°, overcast (0° wind chill)
*1/19/20	at Kansas City	24-35 (L)	17°, sunny (5° wind chill)
12/8/13	at Denver	28-51 (L)	18°, clear (11° wind chill)
12/26/10	at Kansas City	14-34 (L)	19°, cloudy (10° wind chill)
12/24/22	vs. Houston	14-19 (L)	20°, clear and cold (6° wind chill)
12/17/00	at Cleveland	24-0 (W)	20°, snow (-10° wind chill)
12/14/80	at Green Bay	22-3 (W)	20°, clear (9° wind chill)
*1/6/80	at Pittsburgh	13-27 (L)	22°, part. cloudy (12° wind chill)
12/15/85	at Cleveland	21-28 (L)	22°, overcast (-7° wind chill)
12/18/88	at Cleveland	23-28 (L)	22°, overcast (0° wind chill)
12/16/07	at Kansas City	26-17 (W)	22°, clear (14° wind chill)
12/31/17	vs. Jacksonville	15-10 (W)	23°, clear, (16° wind chill)

* Playoff game



PRIMETIME RESULTS

FRANCHISE RECORD IN PRIMETIME GAMES

Day	Overall	Pct.	Home	Road
Monday Night	27-19	.587	15-9	12-10
Tuesday Night	1-0	1.000	1-0	0-0
Thursday Night	8-12	.400	7-5	1-7
Friday Night	0-1	.000	0-1	0-0
Saturday Night	1-3	.250	0-2	1-1
Sunday Night	12-12	.500	8-5	4-7
Totals	49-47	.510	31-22	18-25

PRIMETIME GAMES BY DATE

Year	Date	Opponent	Score	W/L
1970	Mon., Dec. 7	CLEVELAND (ABC)	10-21	L
1972	Mon., Oct. 9	OAKLAND (ABC)	0-34	L
1975	Mon., Nov. 24	PITTSBURGH (ABC)	9-32	L
1976	Mon., Nov. 1	at Baltimore (ABC)	14-38	L
1978	Mon., Oct. 23	at Pittsburgh (ABC)	24-17	W
1978	Mon., Nov. 20	MIAMI (ABC)	35-30	W
1979	Mon., Nov. 5	at Miami (ABC)	9-6	W
1979	Mon., Dec. 10	PITTSBURGH (ABC)	20-17	W
1980	Mon., Sept. 15	at Cleveland (ABC)	16-7	W
1980	Mon., Nov. 10	NEW ENGLAND (ABC)	38-34	W
1980	Thurs., Dec. 4	PITTSBURGH (ABC)	6-0	W
1981	Mon., Oct. 26	at Pittsburgh (ABC)	13-26	L
1981	Thurs., Dec. 3	CLEVELAND (ABC)	17-13	W
1982	Mon., Dec. 13	DALLAS (ABC)	7-37	L
1988	Sun., Oct. 30	WASHINGTON (ESPN)	41-17	W
1988	Mon., Nov. 7	CLEVELAND (ABC)	24-17	W
1988	Sun., Dec. 4	PITTSBURGH (ESPN)	34-37	L
1989	Mon., Nov. 13	CINCINNATI (ABC)	26-24	W
1989	Sat., Dec. 23	CLEVELAND (ESPN)	20-24	L
1990	Sun., Sept. 16	at Pittsburgh (TNT)	9-20	L
1990	Mon., Nov. 26	BUFFALO (ABC)	27-24	W
1990	Sun., Dec. 30	PITTSBURGH (ESPN)	34-14	W
1991	Sun., Sept. 8	at Cincinnati (TNT)	30-7	W
1991	Mon., Sept. 16	KANSAS CITY (ABC)	17-7	W
1991	Sun., Nov. 17	CLEVELAND (ESPN)	28-24	W
1991	Mon., Dec. 2	PHILADELPHIA (ABC)	6-13	L
1992	Mon., Dec. 7	CHICAGO (ABC)	24-7	W
1992	Sun., Dec. 13	GREEN BAY (ESPN)	14-16	L
1992	Sun., Dec. 27	BUFFALO (ESPN)	27-3	W
1993	Sun., Sept. 5	at New Orleans (TNT)	21-33	L
1993	Mon., Oct. 11	at Buffalo (ABC)	7-35	L
1993	Sun., Nov. 28	PITTSBURGH (ESPN)	23-3	W
1994	Sun., Jan. 2	N.Y. JETS (ESPN)	24-0	W
1994	Mon., Oct. 3	at Pittsburgh (ABC)	14-30	L
1994	Thurs., Oct. 13	CLEVELAND (TNT)	8-11	L
1994	Mon., Oct. 24	at Philadelphia (ABC)	6-21	L
1994	Mon., Nov. 21	N.Y. GIANTS (ABC)	10-13	L
1995	Sun., Nov. 19	at Kansas City (ESPN)	13-20	L
1996	Sun., Oct. 6	at Cincinnati (TNT)	30-27	W*
1997	Thurs., Dec. 4	at Cincinnati (ESPN)	14-41	L
1998	Sun., Nov. 8	at Tampa Bay (ESPN)	31-22	W
1999	Sun., Nov. 7	at Miami (ESPN)	0-17	L
1999	Thurs., Dec. 9	OAKLAND (ESPN)	21-14	W
2000	Sun., Sept. 3	at Buffalo (ESPN)	13-16	L
2000	Mon., Oct. 16	JACKSONVILLE (ABC)	27-13	W
2000	Mon., Oct. 30	at Washington (ABC)	27-21	W
2000	Mon., Dec. 25	DALLAS (ABC)	31-0	W
2001	Sun., Sept. 9	MIAMI (ESPN)	23-31	L
2001	Mon., Oct. 29	at Pittsburgh (ABC)	7-34	L
2001	Mon., Nov. 12	BALTIMORE (ABC)	10-16	L
2001	Sat., Dec. 22	at Oakland (ABC)	13-10	W
2002	Mon., Dec. 16	NEW ENGLAND (ABC)	24-7	W
2003	Sun., Sept. 7	OAKLAND (ESPN)	25-20	W
2003	Mon., Dec. 1	at New York Jets (ABC)	17-24	L
2004	Mon., Oct. 11	at Green Bay (ABC)	48-27	W
2004	Mon., Dec. 13	KANSAS CITY (ABC)	38-49	L
2004	Sat., Dec. 25	DENVER (ESPN)	16-37	L
2007	Mon., Sept. 24	at New Orleans (ESPN)	31-14	W
2007	Mon., Nov. 19	at Denver (ESPN)	20-34	L
2007	Sun., Dec. 30	at Indianapolis (NBC)	16-10	W
2008	Mon., Oct. 27	INDIANAPOLIS (ESPN)	31-21	W
2009	Thurs., Sept. 10	at Pittsburgh (NBC)	10-13	L*
2009	Sun., Oct. 11	INDIANAPOLIS (NBC)	9-31	L

2009	Mon., Nov. 23	at Houston (ESPN)	20-17	W
2009	Fri., Dec. 25	SAN DIEGO (NFLN)	17-42	L
2010	Mon., Oct. 18	at Jacksonville (ESPN)	30-3	W
2010	Thurs., Dec. 9	INDIANAPOLIS (NFLN)	28-30	L
2012	Thurs., Oct. 11	PITTSBURGH (NFLN)	26-23	W
2012	Mon., Dec. 17	N.Y. JETS (ESPN)	14-10	W
2013	Thurs., Nov. 14	INDIANAPOLIS (NFLN)	27-30	L
2014	Mon., Nov. 17	PITTSBURGH (ESPN)	24-27	L
2014	Thurs., Dec. 18	at Jacksonville (NFLN)	13-21	L
2015	Thurs., Nov. 19	at Jacksonville (NFLN)	13-19	L
2016	Thurs., Oct. 27	JACKSONVILLE (NFLN)	36-22	W
2017	Mon., Oct. 16	INDIANAPOLIS (ESPN)	36-22	W
2017	Thurs., Nov. 16	at Pittsburgh (NBC/NFLN)	17-40	L
2018	Mon., Nov. 5	at Dallas (ESPN)	28-14	W
2018	Mon., Nov. 26	at Houston (ESPN)	17-34	L
2018	Thurs., Dec. 6	JACKSONVILLE (FOX/NFLN)	30-9	W
2018	Sun., Dec. 30	INDIANAPOLIS (NBC)	17-33	L
2019	Thurs., Sept. 19	at Jacksonville (NFLN)	7-20	L
2020	Mon., Sept. 14	at Denver (ESPN)	16-14	W
2020	Tues., Oct. 13	BUFFALO (CBS)	42-16	W
2020	Thurs., Nov. 12	INDIANAPOLIS (FOX/NFLN)	17-34	L
2020	Sun., Dec. 27	at Green Bay (NBC)	14-40	L
2021	Mon., Oct. 18	BUFFALO (ESPN)	34-31	W
2021	Sun., Nov. 7	at L.A. Rams (NBC)	28-16	W
2021	Thurs., Dec. 23	SAN FRANCISCO (NFLN)	20-17	W
2022	Mon., Sept. 19	at Buffalo (ESPN)	7-41	L
2022	Sun., Nov. 6	at Kansas City (NBC)	17-20	L*
2022	Thurs., Nov. 17	at Green Bay (Prime Video)	27-17	W
2022	Thurs., Dec. 29	DALLAS (Prime Video)	13-27	L
2022	Sat., Jan. 7	at Jacksonville (ESPN/ABC)	16-20	L
2023	Thurs., Nov. 2	at Pittsburgh (Prime Video)	16-20	L
2023	Mon., Dec. 11	at Miami (ESPN)	28-27	W
2024	Mon., Sept. 30	at Miami (ESPN)	31-12	W

BY DAY OF WEEK

Tuesday Night Games (1-0)

2020	Oct. 13	BUFFALO (CBS)	42-16	W
------	---------	---------------	-------	---

Thursday Night Games (8-12)

1980	Dec. 4	PITTSBURGH (ABC)	6-0	W
1981	Dec. 3	CLEVELAND (ABC)	17-13	W
1994	Oct. 13	CLEVELAND (TNT)	8-11	L
1997	Dec. 4	at Cincinnati (ESPN)	14-41	L
1999	Dec. 9	OAKLAND (ESPN)	21-14	W
2009	Sept. 10	at Pittsburgh (NBC)	10-13	L*
2010	Dec. 9	INDIANAPOLIS (NFLN)	28-30	L
2012	Oct. 11	PITTSBURGH (NFLN)	26-23	W
2013	Nov. 14	INDIANAPOLIS (NFLN)	27-30	L
2014	Dec. 18	at Jacksonville (NFLN)	13-21	L
2015	Nov. 19	at Jacksonville (NFLN)	13-19	L
2016	Oct. 27	JACKSONVILLE (NFLN)	36-22	W
2017	Nov. 16	at Pittsburgh (NBC/NFLN)	17-40	L
2018	Dec. 6	JACKSONVILLE (FOX/NFLN)	30-9	W
2019	Sept. 19	at Jacksonville (NFLN)	7-20	L
2020	Nov. 12	INDIANAPOLIS (FOX/NFLN)	17-34	L
2021	Dec. 23	SAN FRANCISCO (NFLN)	20-17	W
2022	Nov. 17	at Green Bay (Prime Video)	27-17	W
2022	Dec. 29	DALLAS (Prime Video)	13-27	L
2023	Nov. 2	at Pittsburgh (Prime Video)	16-20	L

Friday Night Games (0-1)

2009	Dec. 25	SAN DIEGO (NFLN)	17-42	L
------	---------	------------------	-------	---

Saturday Night Games (1-2)

1989	Dec. 23	CLEVELAND (ESPN)	20-24	L
2001	Dec. 22	at Oakland (ABC)	13-10	W
2004	Dec. 25	DENVER (ESPN)	16-37	L
2022	Jan. 7	at Jacksonville (ESPN/ABC)	16-20	L

Sunday Night Games (12-11)

1988	Oct. 30	WASHINGTON (ESPN)	41-17	W
1988	Dec. 4	PITTSBURGH (ESPN)	34-37	L
1990	Sept. 16	at Pittsburgh (TNT)	9-20	L
1990	Dec. 30	PITTSBURGH (ESPN)	34-14	W
1991	Sept. 8	at Cincinnati (TNT)	30-7	W
1991	Nov. 17	CLEVELAND (ESPN)	28-24	W



PRIMETIME RESULTS

1992	Dec. 13	GREEN BAY (ESPN)	14-16	L	1990	Nov. 26	BUFFALO (ABC)	27-24	W
1992	Dec. 27	BUFFALO (ESPN)	27-3	W	1991	Sept. 16	KANSAS CITY (ABC)	17-7	W
1993	Sept. 5	at New Orleans (TNT)	21-33	L	1991	Dec. 2	PHILADELPHIA (ABC)	6-13	L
1993	Nov. 28	PITTSBURGH (ESPN)	23-3	W	1992	Dec. 7	CHICAGO (ABC)	24-7	W
1994	Jan. 2	N.Y. JETS (ESPN)	24-0	W	1993	Oct. 11	at Buffalo (ABC)	7-35	L
1995	Nov. 19	at Kansas City (ESPN)	13-20	L	1994	Oct. 3	at Pittsburgh (ABC)	14-30	L
1996	Oct. 6	at Cincinnati (TNT)	30-27	W*	1994	Oct. 24	at Philadelphia (ABC)	6-21	L
1998	Nov. 8	at Tampa Bay (ESPN)	31-22	W	1994	Nov. 21	N.Y. GIANTS (ABC)	10-13	L
1999	Nov. 7	at Miami (ESPN)	0-17	L	2000	Oct. 16	JACKSONVILLE (ABC)	27-13	W
2000	Sept. 3	at Buffalo (ESPN)	13-16	L	2000	Oct. 30	at Washington (ABC)	27-21	W
2001	Sept. 9	MIAMI (ESPN)	23-31	L	2000	Dec. 25	DALLAS (ABC)	31-0	W
2003	Sept. 7	OAKLAND (ESPN)	25-20	W	2001	Oct. 29	at Pittsburgh (ABC)	7-34	L
2007	Dec. 30	at Indianapolis (NBC)	16-10	W	2001	Nov. 12	BALTIMORE (ABC)	10-16	L
2009	Oct. 11	INDIANAPOLIS (NBC)	9-31	L	2002	Dec. 16	NEW ENGLAND (ABC)	24-7	W
2018	Dec. 30	INDIANAPOLIS (NBC)	17-33	L	2003	Dec. 1	at New York Jets (ABC)	17-24	L
2020	Dec. 27	at Green Bay (NBC)	14-40	L	2004	Oct. 11	at Green Bay (ABC)	48-27	W
2021	Nov. 7	at L.A. Rams (NBC)	28-16	W	2004	Dec. 13	KANSAS CITY (ABC)	38-49	L
2022	Nov. 6	at Kansas City (NBC)	17-20	L*	2007	Sept. 24	at New Orleans (ESPN)	31-14	W
Monday Night Football (26-19)					2007	Nov. 19	at Denver (ESPN)	20-34	L
1970	Dec. 7	CLEVELAND (ABC)	10-21	L	2008	Oct. 27	INDIANAPOLIS (ESPN)	31-21	W
1972	Oct. 9	OAKLAND (ABC)	0-34	L	2009	Nov. 23	at Houston (ESPN)	20-17	W
1975	Nov. 24	PITTSBURGH (ABC)	9-32	L	2010	Oct. 18	at Jacksonville (ESPN)	30-3	W
1976	Nov. 1	at Baltimore (ABC)	14-38	L	2012	Dec. 17	N.Y. JETS (ESPN)	14-10	W
1978	Oct. 23	at Pittsburgh (ABC)	24-17	W	2014	Nov. 17	PITTSBURGH (ESPN)	24-27	L
1978	Nov. 20	MIAMI (ABC)	35-30	W	2017	Oct. 16	INDIANAPOLIS (ESPN)	36-22	W
1979	Nov. 5	at Miami (ABC)	9-6	W	2018	Nov. 5	at Dallas (ESPN)	28-14	W
1979	Dec. 10	PITTSBURGH (ABC)	20-17	W	2018	Nov. 26	at Houston (ESPN)	17-34	L
1980	Sept. 15	at Cleveland (ABC)	16-7	W	2020	Sept. 14	at Denver (ESPN)	16-14	W
1980	Nov. 10	NEW ENGLAND (ABC)	38-34	W	2021	Oct. 18	BUFFALO (ESPN)	34-31	W
1981	Oct. 26	at Pittsburgh (ABC)	13-26	L	2022	Sept. 19	at Buffalo (ESPN)	7-41	L
1982	Dec. 13	DALLAS (ABC)	7-37	L	2023	Dec. 11	at Miami (ESPN)	28-27	W
1988	Nov. 7	CLEVELAND (ABC)	24-17	W	2024	Sept. 30	at Miami (ESPN)	31-12	W
1989	Nov. 13	CINCINNATI (ABC)	26-24	W	* Overtime				



The Titans beat the Miami Dolphins on Monday Night Football on Sept. 30, 2024.

OVERTIME WIN-LOSS TOTALS

Won/Loss Record: 26-28 (16-15 home, 10-13 road)

Coin Toss Record: 23-31 (16-16 home, 7-15 road)

Record when winning coin toss: 14-9

Record when losing coin toss: 12-19

From 1960–1969, the Oilers were members of the American Football League, which did not have overtime in regular season games. The National Football League did not institute overtime in regular season games until 1974.

In 2010, overtime rules were amended for the postseason to a modified sudden death format, guaranteeing at least one possession for each club if the receiving team fails to score a touchdown on its first overtime possession. In 2012, the format was adopted for regular season games as well. In 2022, the NFL adopted a change to allow both teams an opportunity to possess the ball in overtime of a postseason game.

OVERTIME CAPSULES

***December 23, 1962 - DALLAS 20, at Houston 17:** Texans win the toss but elect to kick. Each team gets three cracks at winning the game in the first overtime before K Tommy Brooker's championship-winning 25-yard field goal at 12:06 of the second OT.

October 30, 1977 - at CINCINNATI 13, Houston 10: Bengals win the toss. QB Ken Anderson's 17-yard completion to WR Billy Brooks is the long play prior to K Chris Bahr's winning 22-yard field goal at 5:51 of OT.

September 23, 1979 - HOUSTON 30, at Cincinnati 27: Oilers win the toss. On opening series, Bengals force Cliff Parsley punt. Cincinnati drives to Oilers' 14-yard line, but K Chris Bahr misses a 32-yard field goal attempt. Houston again has to punt on its ensuing series. The Oiler defense then forces a punt by the Bengals' Pat McInally. Houston takes over on the Cincinnati 42. RB Earl Campbell's 15-yard run is the long play prior to K Toni Fritsch's winning 29-yard field goal at 14:28 of OT.

October 28, 1979 - at HOUSTON 27, N.Y. Jets 24: Oilers win the toss. QB Dan Pastorini's 22-yard completion to FB Rob Carpenter is the long play as Oilers drive 58 yards. K Toni Fritsch kicks the winning 35-yard field goal at 5:10 of OT.

November 23, 1980 - at N.Y. JETS 31, Houston 28: Jets win the toss. A personal foul on Houston's Guido Merkens on the kickoff gives New York possession at the Jets' 40-yard line. QB Richard Todd's 17-yard screen pass to RB Bobby Harper is the long play prior to K Pat Leahy's winning 38-yard field goal at 3:58 of OT.

September 4, 1983 - GREEN BAY 41, at Houston 38: Packers win the toss. RB Eddie Lee Ivery's 12-yard run is the long play as Packers drive 59 yards. K Jan Stenerud kicks the winning 42-yard field goal at 5:55 of OT.

October 23, 1983 - KANSAS CITY 13, at Houston 10: Chiefs win the toss. QB Bill Kenney's 20-yard completion to WR Stephone Paige is the long play as Chiefs drive 60 yards. K Nick Lowery kicks the winning 41-yard field goal at 7:41 of OT.

October 30, 1983 - at CLEVELAND 25, Houston 19: Oilers win the toss. Browns' defense forces a John James punt. Houston defense does the same to Cleveland as Jeff Gossett punts on ensuing series. Oiler QB Gifford Nielsen's pass is intercepted by Cleveland S Mike Whitwell and returned 15 yards to the Houston 20-yard line. On the next play, RB Boyce Green scores a touchdown on a 20-yard run at 6:34 of OT.

December 2, 1984 - at HOUSTON 23, Pittsburgh 20: Oilers win the toss. QB Warren Moon's 19-yard completion to WR Steve Bryant is the long play as Oilers drive 63 yards. K Joe Cooper kicks the winning 30-yard field goal at 5:53 of OT.

September 28, 1986 - PITTSBURGH 22, at Houston 16: Oilers win the toss. Steelers' defense forces a Lee Johnson punt that is returned 41 yards to the Oilers' 15-yard line by Pittsburgh's Rick Woods. Two plays later, RB Walter Abercrombie runs three yards for winning touchdown at 2:35 of OT.

November 30, 1986 - at CLEVELAND 13, Houston 10: Oilers win the toss but elect to kickoff (18-25 MPH winds). Oilers' defense forces a Jeff Gossett punt. QB Oliver Luck, replacing an injured Warren Moon, leads the Oilers to the Cleveland 31-yard line, but then is intercepted by CB Frank Minnifield at the Browns' 21. Again Houston's defense puts the Browns in a punting situation. Once again, Minnifield picks off a Luck pass, returning it to the Oilers' 37. FB Kevin Mack's seven-yard run and QB Bernie Kosar's seven-yard pass to WR Brian Brennan are the long plays prior to K Mark Moseley's winning 29-yard field goal at 14:44 of OT.

****January 3, 1988 - at HOUSTON 23, Seattle 20:** Seahawks win the toss. Oilers' defense forces a Ruben Rodriguez punt. QB Warren Moon's 15-yard pass to WR Drew Hill is the long play as the Oilers drive 61 yards. K Tony Zendejas kicks the winning 42-yard field goal at 8:05 of OT.

September 4, 1988 - HOUSTON 17, at Indianapolis 14: Colts win the toss. On the opening series, QB Gary Hogeboom completes a screen pass to RB Eric Dickerson, but Oiler LB John Grimsley forces a fumble which is recovered by LB Robert Lyles on the Colts' 42-yard line. QB Cody Carlson, subbing for injured Warren Moon, completes a 21-yard pass to WR Ernest Givins for the long play prior to K Tony Zendejas' 35-yard field goal at 3:51 of OT.

September 24, 1989 - BUFFALO 47, at Houston 41: Oilers win the toss. Houston takes over on its own 19-yard line and advances to the Buffalo 20 thanks to QB Warren Moon's 32-yard completion to FB Alonzo Highsmith, plus a 17-yard run by Moon and an 11-yarder by Highsmith. K Tony Zendejas attempts a 37-yard field goal, but it is wide left. The Bills assume possession on their own 20 and move 80 yards in seven plays. A 21-yard QB Jim Kelly-to-TE Pete Metzelaars pass precedes the game-winning 28-yard TD catch by WR Andre Reed at 8:42 of OT.

****December 31, 1989 - PITTSBURGH 26, at Houston 23:** Steelers win the toss. Oilers' defense forces a Harry Newsome punt as Houston takes over on its own 45-yard line. Oiler RB Lorenzo White fumbles on the first play as CB Rod Woodson recovers for the Steelers on the Houston 46. RB Merrill Hoge's 11-yard run helps Pittsburgh advance to the Oiler 33 before Gary Anderson kicks a 50-yard field goal (his 4th of the game) to win the game at 3:26 of OT.

December 2, 1990 - at SEATTLE 13, Houston 10: Seahawks win the toss. Oilers' defense forces a Rick Donnelly punt as Houston takes over on its own 23-yard line. Oiler WR Bernard Ford fumbles on the first play as LB David Wyman recovers for the Seahawks on the Houston 27. Seattle FB John L. Williams rushes twice for a total of three yards before Norm Johnson kicks a 42-yard field goal to win the game at 4:25 of OT.

November 3, 1991 - at WASHINGTON 16, Houston 13: Washington wins the toss. Oilers' defense forces a Kelly Goodburn punt as Houston takes over on its own 31-yard line. Oiler QB Warren Moon is intercepted on the second play by CB Darrell Green with Washington taking over on Houston's 33. RB Earnest Byner carries three times for a total of nine yards before Chip Lohmiller kicks a 41-yard field goal to win the game at 4:01 of OT.

November 10, 1991 - at HOUSTON 26, Dallas 23: Oilers win the toss. Cowboys' defense forces a Greg Montgomery punt as Dallas takes over on its own 24-yard line. The Cowboys move to the Oiler 24-yard line where they have a first down following a Houston holding penalty. Dallas RB Emmitt Smith gains seven yards but fumbles after a hit by LB Lamar Lathon, with Oiler S Bo Orlando recovering at the Houston 15. The Oilers then embark on an 11-play, 80-yard drive in which QB Warren Moon completes all seven of his passes for 70 yards. On second down, K Al Del Greco kicks a 23-yard field goal at 14:31 of OT.

September 20, 1992 - at HOUSTON 23, Kansas City 20: Chiefs win the toss. On the third play of OT, Kansas City WR J.J. Birden fumbles after a hit by Houston CB Cris Dishman with DT Doug Smith recovering the ball at the Chief's 23-yard line. Oiler RB Lorenzo White runs once for two yards before K Al Del Greco boots the game-winning 39-yard field goal at 1:55 of OT.

****January 3, 1993 - at BUFFALO 41, Houston 38:** Oilers win the toss. On third-and-three from Houston's 27-yard line, QB Warren Moon is intercepted by Buffalo CB Nate Odomes, who returns the ball to the Oiler 35. On the return, Houston WR Haywood Jeffries is penalized for a face mask infraction, which moves the ball to the Oilers' 20. After a pair of Kenneth Davis runs net six yards, K Steve Christie kicks a 32-yard field goal to win the game at 3:06 of OT.

November 6, 1994 - PITTSBURGH 12, at Houston 9: Steelers win the toss. Both teams exchange five punts before the Oilers gain possession on their 12-yard line with 4:30 left in the extra period. On the first play from scrimmage, RB Gary Brown scoots up the middle for 8 yards before being hit by CB Rod Woodson. He fumbles and the Steelers take over at the Oilers 22-yard line. Two plays later, K Gary Anderson hits from 40 yards out for the winning score at 3:36 of OT.

October 8, 1995 - at MINNESOTA 23, Houston 17: Vikings win the toss. The Vikings move the ball to their 38-yard line but are forced to punt. Minnesota P Mike Saxon then pins the Oilers in at their 8-yard line with a 54-yard boot. On his third carry of overtime, RB Rodney Thomas scampers 27 yards to give the Oilers a first down at their 35. QB Will Furrer, who replaced Chris Chandler after he injured his shoulder while being sacked on the Oilers' last offensive series in the fourth quarter, is intercepted on his second pass attempt by CB Dewayne Washington (25-yard return). RB Robert Smith takes his third consecutive carry of OT 20 yards for the winning score with 7:10 gone in the extra stanza.

October 6, 1996 - HOUSTON 30, at Cincinnati 27: Bengals win the toss. The Bengals go three-and-out and are forced to punt, giving the Oilers the ball inside their own 20-yard line. On second down at the Oilers' 16-yard line, QB Chris Chandler connects with WR Willie Davis on a 37-yard pass to move into Cincinnati territory. Six plays later, K Al Del Greco hits from 49 yards out for the winning score at 4:22 of OT.



OVERTIME HISTORY

August 31, 1997 - at TENNESSEE 24, Oakland 21: Oilers win the toss. Oilers go three-and-out and are forced to punt, giving the Raiders the ball at their own 33-yard line. The Raiders also go three-and-out and punt the ball to the Oilers. Tennessee takes over the ball at its own 35-yard line. On second-and-eight, QB Steve McNair connects with Frank Wycheck for 21 yards to the Raiders 42-yard line. Again on second down, McNair finds Wycheck, this time for 10 yards to the Raiders 32-yard line. On the next play, McNair scrambles for an 11-yard gain. RB Eddie George gains six yards before Al Del Greco hits the game-winner from 33 yards away with 8:03 left on the clock in overtime. The win is the Oilers first since relocating to Tennessee from Houston.

September 7, 1997 - at MIAMI 16, Tennessee 13: Dolphins win the toss. The Oilers kick to Dolphin return man Irving Spikes, who returns the kickoff 48 yards to the Oilers 45-yard line. On second down, Dan Marino hits RB Bernie Parmalee for a 16-yard gain. Again on second down, Marino connects with Fred Barnett for a 9-yard gain. On the play, Oiler DB Tomur Barnes was flagged for an unnecessary roughness penalty which moved the ball to the Oilers 11-yard line. On the next play, Olindo Mare knocks home a 29-yard field goal with 12:45 remaining in overtime.

September 10, 2000 - at TENNESSEE 17, Kansas City 14: Titans win the toss. The Chiefs kick to Derrick Mason, who returns the kick 28 yards to the Tennessee 29-yard line. A face mask penalty moves the ball to the 34-yard line. On third-and-eight, QB Neil O'Donnell passes to Kevin Dyson for 27 yards. A 26-yard pass to Frank Wycheck on the next play is negated by a holding penalty. Eddie George then rushes 29 yards to the Kansas City 18-yard line. On the next play, Al Del Greco kicks a 36-yard field goal with 12:02 remaining in overtime.

October 14, 2001 - at TENNESSEE 31, Tampa Bay 28: Buccaneers win the toss. Tennessee's defense forces a punt. Tampa Bay kicks to Joe Walker, who returns the kick eight yards to Tampa Bay's 46. Steve McNair passes to Drew Bennett for 14 yards. Eddie George rushes for one yard. McNair pass is incomplete to Kevin Dyson. George rushes up middle for minus one yard. Joe Nedney kicks a 49-yard field goal with 13:08 remaining in overtime.

September 22, 2002 - CLEVELAND 31, at Tennessee 28: Browns win the toss. Joe Nedney kicks ball into end zone for touchback. Jamel White rushes for six yards to Cleveland 26. Tim Couch passes to Jamel White for -1 yard to Cleveland 25. Couch passes for 10 yards to Quincy Morgan to Cleveland 35. White rushes off-tackle for 12 yards to Cleveland 47. Couch passes to Andre Davis for 31 yards to Tennessee 22. White rushes off tackle for five yards, then off left guard for two yards to Tennessee 15. Phil Dawson kicks a 33-yard field goal with 10:51 remaining in overtime.

December 1, 2002 - TENNESSEE 32, at N.Y. Giants 29: Giants win toss. Joe Nedney kicks off to Delvin Joyce, who returns the kickoff 38 yards to the New York 40. Kerry Collins passes to Ron Dixon for 14 yards to Tennessee 46. Tiki Barber rushes around the left side for two yards to Tennessee 44. Collins passes for 12 yards to Tennessee 32, but offensive pass interference is called on Amani Toomer, placing ball at New York 46. Collins passes incomplete to Barber. Collins sacked by Carlos Hall at New York 46. Matt Allen punts 34 yards to Tennessee 20. Steve McNair passes for 12 yards to Drew Bennett to Tennessee 32. McNair passes incomplete to Derrick Mason. McNair passes 23 yards to John Simon to New York 45. McNair passes 12 yards to Mason to New York 33. Robert Holcombe runs off right guard for 14 yards to New York 19. Holcombe rushes off left guard for minus 1 yard. Joe Nedney kicks 38-yard field goal with 10:00 remaining in overtime.

*****January 11, 2003 - at TENNESSEE 34, Pittsburgh 31:** Titans win the toss. Jeff Reed kicks off to John Simon, who returns kickoff 21 yards to Tennessee 31. Steve McNair passes incomplete to Robert Holcombe. McNair passes for 31 yards to Justin McCarreins to Pittsburgh 38. McNair passes for 22 yards to Justin McCarreins to Pittsburgh 16. Holcombe rushes up the middle for three yards to Pittsburgh 13. Joe Nedney connects on 31-yard field goal, but Pittsburgh calls timeout just before ball is snapped, so play does not count. Nedney then misses 31-yard field goal wide-right, but Dewayne Washington is flagged for roughing the kicker. Nedney makes good on 26-yard field goal with 12:49 remaining in overtime.

November 14, 2004 - CHICAGO 19, at Tennessee 17: Bears win the toss and control the ball at their own 26-yard line. They advance to the Chicago 48 before punting to the Tennessee 9. Billy Volek, who started at quarterback for an injured Steve McNair (sternum), throws an incomplete pass and then is sacked for a four-yard loss. On third down, Volek is sacked in the end zone by Adewale Ogundeye and fumbles. The ball is recovered in the end zone by Titans right tackle Fred Miller, who is tackled in the end zone for a safety. It is the first overtime game to end in a safety since Nov. 5, 1989, when Minnesota beat the L.A. Rams, 23-21.

December 10, 2006 - TENNESSEE 26, at Houston 20: Titans win the toss. Kris Brown kicks off to Pacman Jones, who returns it 36 yards to Tennessee's 43. Travis Henry rushes for one yard to Tennessee 44. Vince Young passes incomplete to Drew Bennett, but Houston is penalized for defensive holding, giving Titans a first down at the Tennessee 49. Chris Brown rushes up the middle for 16 yards to Houston's 35-yard line. Chris Brown is stopped for no gain, but Tennessee is penalized for offensive holding, moving ball to Houston's 45. Chris Brown rushes for five yards to Houston's 40. Vince Young passes to Ahmard Hall for one yard to Houston's 39. On 3rd-and-14,

Vince Young drops back, then scrambles up the middle 39 yards for the game-winning touchdown with 11:24 remaining in overtime.

December 9, 2007 - SAN DIEGO 23, at Tennessee 17: Chargers win the toss. Rob Bironas kicks off into end zone for touchback. Chargers drive to their own 47-yard line. M. Scifres punts 51 yards to Tennessee 2. LenDale White carries for 3 and 5 yards, but an incompletion on third down forces a punt. Craig Hentrich punts 57 yards to San Diego 38. After consecutive Tomlinson carries, Rivers passes for 11 yards to Antonio Gates to Tennessee 31. Tomlinson runs three yards to Tennessee 28. Rivers passes for 12 yards to Vincent Jackson to Tennessee 16. Tomlinson runs for game-winning 16-yard touchdown with 7:35 remaining in overtime.

November 2, 2008 - at TENNESSEE 19, Green Bay 16: Tennessee wins the toss. Mason Crosby kicks off to Chris Carr, who returns the kickoff 23 yards to the Tennessee 22. On third-and-six from the Tennessee 26, Kerry Collins passes to Chris Johnson for 16 yards. Johnson then gains 14 yards on a carry. On third-and-four from the Green Bay 38, LenDale White rushes for seven yards. After consecutive rushes by Johnson of five and three yards to the Green Bay 23, Rob Bironas kicks a game-winning 41-yard field goal on third down.

September 9, 2009 - at PITTSBURGH 13, Tennessee 10: Pittsburgh wins the toss. Rob Bironas kicks off to Stefan Logan, who returns the kick to the 24-yard line. The Steelers pick up first downs on an 11-yard reception by Hines Ward and a two-yard run by Mewelde Moore. On third-and-one at the Tennessee 48-yard line, quarterback Ben Roethlisberger completes an 11-yard pass to Santonio Holmes. From the Tennessee 37, Roethlisberger finds Mike Wallace for a 22-yard reception. Jeff Reed makes a 33-yard field goal to win the game with 10:28 on the clock.

December 20, 2009 - at TENNESSEE 27, Miami 24: Miami wins the toss. After a 23-yard kickoff return by Ted Ginn, quarterback Chad Henne finds fullback Lousaka Polite for a four-yard completion. A pass attempt on second down falls incomplete. On third-and-six from the Miami 27, Henne's pass intended for Davone Bess is intercepted by Titans safety Michael Griffin at the Miami 45. A three-yard return is followed by a 15-yard unnecessary roughness penalty on Miami receiver Greg Camarillo. After three running plays by the Titans netting minus-one yard, Rob Bironas kicks a 46-yard field goal to win the game.

November 21, 2010 - WASHINGTON 19, at Tennessee 16: Tennessee wins the toss. Graham Gano kicks off to Marc Mariani, who returns the ball 30 yards to the 33-yard line. After a 15-yard run by Chris Johnson, Johnson is stopped for no gain, and Rusty Smith throws two incomplete passes. Brett Kern punts to Brandon Banks, who calls for fair catch at the 13-yard line. Donovan McNabb completes a 26-yard pass to Chris Cooley. On second-and-22 from the 27, McNabb is intercepted by Alterraun Verner. However, the pass is ruled incomplete after a replay review, and an unnecessary roughness penalty on Tennessee's Jason Babin is enforced, providing a first down at the 42. A roughing the passer penalty is called on Will Witherspoon. McNabb completes a 10-yard pass to Santana Moss. On second-and-nine from the Tennessee 30, Verner is called for illegal contact. Four plays later, Gano wins the game on a 43-yard field goal with 8:17 remaining in overtime.

September 23, 2012 - at TENNESSEE 44, Detroit 41: Tennessee wins the coin toss in the franchise's first overtime under the modified overtime format. From the 20-yard line, Jake Locker completes a 24-yard pass to tight end Craig Stevens. On third-and-16 from the Tennessee 38-yard line, a defensive holding penalty gives the Titans another first down. Another 24-yard reception by Stevens was reversed upon replay review, but an unnecessary roughness penalty against Detroit on the same play put the ball at Detroit's 29-yard line. After receptions of 13 and seven yards by Damian Williams, Rob Bironas makes a 26-yard field goal. On Detroit's ensuing possession, Shaun Hill completes passes of 17 yards to tight end Brandon Pettigrew and 26 yards to receiver Calvin Johnson. A nine-yard run by Joique Bell resulted in a first down at the Tennessee 16-yard line. But on fourth-and-one from the seven-yard line, Hill was stuffed for a one-yard loss on a quarterback sneak.

October 28, 2012 - INDIANAPOLIS 19, at Tennessee 13: Indianapolis wins the toss. After a touchback on Rob Bironas' kickoff, Colts running back Donald Brown takes a handoff on six consecutive plays (first carry nullified by a Titans penalty), gaining 35 total yards. Andrew Luck then completes a 20-yard pass to wide receiver Reggie Wayne. Finally, on second-and-10 from the Tennessee 16-yard line, Luck completes a short pass to running back Vick Ballard, who dives to the front left pylon for a touchdown. A replay review upholds the ruling on the field.

September 15, 2013 - at HOUSTON 30, Tennessee 24: Houston wins the toss. Keshawn Martin returns Rob Bironas' kickoff to the Houston 22-yardline, followed by an 18-yard completion from Matt Schaub to tight end Garrett Graham. Arian Foster rushes for five yards and 16 yards on consecutive carries, and Ben Tate carries for 13 yards on the following play. Three plays later, Schaub finds rookie receiver DeAndre Hopkins for a 26-yard pass, setting up first-and-goal on the one-yard line. On third down, Schaub and Hopkins connect again, this time for the game-winning, three-yard touchdown pass. A replay review upholds the touchdown call.

December 15, 2013 - ARIZONA 37, at Tennessee 34: After the Titans score 17 points in the final four minutes of regulation to force overtime, they win the coin toss to begin



OVERTIME HISTORY

overtime. On the second play from scrimmage in the extra period, Ryan Fitzpatrick completes a 33-yard pass to receiver Nate Washington. However, on the next play, Fitzpatrick's pass is intercepted by cornerback Antoine Cason at the Arizona 30-yard line. The Cardinals then drive 31 yards, including 22 total rushing yards by Rashard Mendenhall and a nine-yard pass from Carson Palmer to tight end Jim Dray. On third-and-12 from the 33-yard line, Jay Feely makes the game-winning, 41-yard field goal.

November 8, 2015 – TENNESSEE 34, at New Orleans 28: Tennessee wins the coin toss. From the 20-yard line, Marcus Mariota completes a 14-yard pass to Dorial Green-Beckham, which is followed by a 15-yard run by Antonio Andrews. Mariota connects with tight end Craig Stevens for a 24-yard gain, and then, on third-and-two from the 17-yard line, Green-Beckham records a nine-yard catch. On second-and-goal from the five-yard line, Mariota finds tight end Anthony Fasano in the end zone for the franchise's first game-winning touchdown pass in overtime.

October 22, 2017 – TENNESSEE 12, at Cleveland 9: The Browns win the coin toss and Cleveland goes three-and-out on their first possession. The Titans take over at their own 36-yard line and pick up a first down before punting. The Tennessee defense forces another three-and-out punctuated by a 12-yard sack of Cody Kessler by Brian Orakpo and Derrick Morgan on third-and-eight. Marcus Mariota connects with Rishard Matthews for an eight-yard gain on third-and-three setting up Ryan Succop's 47-yard game-winning field goal just after the two-minute warning.

September 30, 2018 – at TENNESSEE 26, Philadelphia 23: The Eagles win the coin toss and conducted a nine-play, 56-yard drive that is punctuated by a Jake Elliott 37-yard field goal, giving the visitors a 23-20 lead. The Titans answer with a 16-play, 75-yard march that features three fourth-down conversions. Marcus Mariota finds Taywan Taylor along the sideline for a 19-yard reception on fourth-and-15. Four plays later, Nick Williams draws a pass interference penalty on fourth-and-four. With less than a minute to play in the extra stanza, Mariota connects with Dion Lewis for a 17-yard pass play down to the Philadelphia 15-yard line on fourth-and-two. A Malcolm Jenkins defensive holding call gets the Titans five yards closer. On third-and-10 with 17 seconds on the clock, Mariota finds a leaping Corey Davis in the end zone for the game-winning, 10-yard touchdown strike and a Titans' 26-23 victory.

October 18, 2020 – at TENNESSEE 42, Houston 36: After A.J. Brown hauls in his second touchdown of the day with four seconds remaining in regulation to force overtime, the Titans win the coin toss to begin the extra session. Derrick Henry takes a swing pass from Ryan Tannehill on the second play of overtime and sprints 53 yards down the right sideline to the Houston 27-yard line. On the next snap, backup running back Jeremy McNichols scampers 17 yards up the middle setting up first-and-goal for Tennessee at the Texans' 10-yard line. Three plays later, Henry lines up behind center in the "KingCat" formation and takes the direct snap five yards off left tackle for a touchdown and a Titans' 42-36 victory.

November 22, 2020 – TENNESSEE 30, at Baltimore 24: The Ravens win the coin toss, but the Titans defense forces a three-and-out that includes a Harold Landry III nine-yard sack of Lamar Jackson on second-and-eight. Tennessee takes over at their own 27-yard line following a Sam Koch 46-yard punt. Ryan Tannehill connects with Corey Davis for gains of 14 yards and 11 yards sandwiched around a Derrick Henry four-yard run. Henry rumbles again for four yards before Tannehill finds A.J. Brown for an 11-yard completion with 5:29 remaining in the extra session. Henry seals the victory on the next play by carrying the ball off left tackle and cutting it back for a 29-yard touchdown run, which caps his 133-yard rushing day and gives the Titans a 30-24 road win.

September 19, 2021 – TENNESSEE 33, at Seattle 30: The Titans win the coin toss, but their initial offensive series stalls after gaining a first down. Brett Kern booms a 53-yard punt that is fair caught at the Seahawks' 13-yard line. After two Russell Wilson incompletions, Ola Adeniyi drops Wilson for a 12-yard sack at the Seattle one-yard line and nearly ends the game with a safety. Chester Rogers returns the ensuing punt nine yards to Seahawks' 39-yard line. Derrick Henry carries the ball four times for 21 yards, setting up Randy Bullock's 36-yard field goal with 4:45 remaining in the extra session.

October 3, 2021 – at N.Y. JETS 27, Tennessee 24: The Jets win the toss. New York converts three third downs, setting up a first-and-goal at the Titans' nine-yard line. After an incompleting on first down, Zach Wilson connects on an eight-yard pass to Tevin Coleman. On third-and-goal from the Titans' one-yard line, Denico Autry chases down Wilson and drops him for a three-yard sack. The Jets settle for a 22-yard Matt Ammendola field goal and a 27-24 lead. The Titans take possession at their own 25-yard line and quickly find themselves in a third-and-21 hole. A 20-yard pass from Ryan Tannehill to Chester Rogers sets up a fourth-and-one that Derrick Henry converts with a 13-yard run. Four plays later, Henry converts a fourth-and-two with a two-yard rumble to the New York 43-yard line. Tannehill then finds Rogers for a 12-yard completion and the Titans take a timeout with 36 seconds remaining in the extra

session. An offsides penalty on the Jets is sandwiched between two incompletions setting up a third-and-five from the Jets' 26-yard line. A Titans delay of game penalty makes it third-and-10. Tannehill can't connect with Jeremy McNichols over the middle. The Titans elect to try to tie the contest with a 49-yard field goal with 19 seconds on the clock, but Randy Bullock's attempt sails wide left and the Jets prevail 27-24.

October 31, 2021 – TENNESSEE 34, at Indianapolis 31: The Colts win the coin toss, but their initial offensive series amounts to a three-and-out. The Titans take over at their own 28-yard line after a 38-yard punt. The Tennessee offense quickly goes three-and-out and Brett Kern booms a 49-yard punt that lands out of bounds at the Indianapolis 15-yard line. The Colts register a first down, but on the ensuing first-and-10 Kevin Byard steps in front of a Carson Wentz pass intended for Michael Pittman and returns the interception 14 yards to the Colts' 32-yard line. An illegal block above the waist penalty on first down sets up a first-and-20 for the Titans. Following an incompleting, A.J. Brown hauls in a 13-yard pass from Ryan Tannehill and Derrick Henry rumbles for two yards to the Colts' 27-yard line. Randy Bullock nails the game-winning 44-yard field goal with 4:03 remaining in overtime to give the Titans a sweep of the season series and a commanding lead in the division.

November 6, 2022 – at KANSAS CITY 20, Tennessee 17: The Chiefs win the coin toss. Patrick Mahomes completes an 18-yard pass to Travis Kelce and connects with Noah Gray for 27 yards. The Chiefs convert a fourth-and-one at the Tennessee 13-yard line but are then forced to settle for a 28-yard field goal by Harrison Butker. The Titans take possession, but Malik Willis is sacked on consecutive downs. The offense fails to register a first down as the Chiefs clinch the victory.

September 17, 2023 – at TENNESSEE 27, L.A. Chargers 24: The Chargers win the coin toss, but their offensive series equates to a three-and-out. The Titans take possession at their own 39-yard line after a Kearis Jackson 11-yard punt return. Tyjae Spears starts the drive with a 14-yard run. Derrick Henry then rushes three times for 10 yards, including conversion on third-and-two. On the next play, Ryan Tannehill finds DeAndre Hopkins for a 14-yard reception setting up a Nick Folk game-winning 41-yard field goal three plays later.

December 3, 2023 – INDIANAPOLIS 31, at Tennessee 28: The Titans win the toss and Tyjae Spears opens the extra session with a 19-yard jaunt off right guard. Three plays later, DeAndre Hopkins draws a 14-yard pass interference penalty on second-and-20. Spears then rushes three times for nine yards before Will Levis finds Chig Okonkwo for a 12-yard catch to the Colts' 26-yard line. The Titans' drive fizzles out and Nick Folk connects on a 46-yard field goal for a 28-25 advantage. The Colts' take possession at their own 25-yard line and Gardner Minshew immediately connects with Michael Pittman for a nine-yard gain. Two plays later, Minshew finds Alec Pierce along the left sideline for 55 yards down to the Tennessee four-yard line. Two plays later, Minshew fires a four-yard touchdown strike to Michael Pittman for a 31-28 victory.

December 17, 2023 – HOUSTON 19, at Tennessee 16: The Titans win the coin toss but are unable to move into Houston territory on two overtime possessions. The Texans begin their second overtime drive at their own 20 with 1:43 on the clock. Houston quarterback Case Keenum delivers a 41-yard pass to running back Devin Singletary. Two plays later, a 34-yard touchdown run by Singletary is nullified by an offensive holding penalty. With two seconds remaining in the extra period and the Texans facing a third-and-seven from the Tennessee 36, kicker Ka'imi Fairbairn connects on the game-winning 54-yard field goal.

November 3, 2024 – at TENNESSEE 20, New England 17: The Titans win the coin toss and on the first play from scrimmage Mason Rudolph connects with Calvin Ridley for a 16-yard pass to the Tennessee 38-yard line. Tony Pollard then rushes twice for 12 yards setting up a first-and-10 at midfield. Julius Chestnut gains five yards on a carry off left guard and Rudolph throws an incompleting before Ridley converts a third-and-five with a 14-yard grab over the middle. Pollard then carries the ball on five consecutive plays amassing 24 yards, including a nine-yard rumble on third-and-three. The drive stalls after a Rudolph fumbled snap on third-and-two and the Titans have to settle for a Nick Folk 25-yard field goal with 2:32 remaining in the extra session. The Patriots start their possession at the 30-yard line following a touchback. Mike Brown breaks up a deep pass intended for Hunter Henry on first-and-10 before Drake Maye scrambles 11 yards to the New England 41-yard line on the next snap. Amani Hooker seals the victory on the ensuing play by intercepting a deep ball intended Kayshon Boutte at the Titans' 11-yard line.

* AFL Championship Game

** Wild Card Playoff Game

*** AFC Divisional Playoff Game



ALL-TIME OFFENSIVE YARDS AND RANKINGS

Year	Total Plays	First Downs	Rush Yards (Rank)	Net Pass Yards (Rank)	Total Yards (Rank)	Total Points
1960	930	262	1,565 (3)	3,371 (1)	4,936 (1)	379
1961	964	293	1,896 (2)	4,392 (1)	6,288 (1)	513
1962	943	266	1,742 (4)	3,229 (2)	4,971 (2)	387
1963	870	254	1,210 (7)	3,222 (1)	4,432 (4)	302
1964	942	284	1,347 (7)	3,527 (2)	4,874 (4)	310
1965	905	227	1,178 (7)	2,813 (2)	3,991 (5)	298
1966	926	246	1,515 (5)	2,897 (4)	4,412 (7)	335
1967	828	207	2,122 (1)	1,381 (9)	3,503 (8)	258
1968	905	240	1,804 (4)	2,548 (4)	4,352 (5)	303
1969	965	256	1,706 (5)	2,825 (2)	4,531 (4)	278
1970	922	232	1,556 (19)	2,506 (7)	4,062 (10)	217
1971	815	201	1,106 (26)	2,409 (6)	3,515 (22)	251
1972	817	183	1,518 (23)	1,673 (23)	3,191 (26)	164
1973	840	193	1,388 (26)	1,919 (16)	3,307 (24)	199
1974	817	200	1,361 (26)	1,977 (20)	3,338 (24)	236
1975	900	234	2,068 (12)	1,869 (23)	3,937 (19)	293
1976	878	199	1,498 (27)	2,072 (15)	3,570 (24)	222
1977	879	228	1,989 (14)	1,875 (17)	3,864 (18)	299
1978	993	276	2,476 (6)	2,338 (18)	4,814 (16)	283
1979	1,034	268	2,571 (4)	2,256 (25)	4,827 (22)	362
1980	1,063	329	2,635 (2)	3,007 (17)	5,642 (4)	295
1981	947	241	1,734 (23)	2,777 (23)	4,511 (27)	281
1982	551	138	799 (26)	1,574 (19)	2,373 (28)	136
1983	1,033	295	1,998 (18)	2,902 (23)	4,900 (24)	288
1984	969	284	1,656 (23)	3,228 (17)	4,884 (23)	240
1985	998	270	1,570 (25)	3,082 (19)	4,652 (24)	284
1986	1,089	299	1,700 (19)	3,449 (13)	5,149 (16)	274
1987	998	294	1,923 (14)	3,300 (7)	5,223 (8)	345
1988	1,010	308	2,249 (4t)	2,956 (22)	5,205 (14)	424
1989	1,028	327	1,928 (12)	3,499 (10)	5,427 (9)	365
1990	1,006	376	1,417 (24)	4,805 (1)	6,222 (1)	405
1991	1,022	353	1,366 (23)	4,621 (1)	5,987 (2)	386
1992	958	339	1,626 (18)	4,029 (1)	5,655 (3)	352
1993	1,066	330	1,792 (12)	3,866 (3)	5,658 (3)	368
1994	1,036	278	1,682 (12)	2,799 (25)	4,481 (26)	226
1995	1,046	295	1,664 (18)	3,241 (19)	4,905 (23)	348
1996	972	287	1,950 (6)	3,098 (21)	5,048 (18)	345
1997	993	288	2,414 (3)	2,505 (29)	4,919 (18)	333
1998	1,016	308	1,970 (9)	3,291 (15)	5,261 (9)	330
1999	1,011	294	1,811 (13)	3,479 (13t)	5,290 (13)	392
2000	1,036	299	2,084 (7)	3,266 (16)	5,350 (14)	346
2001	1,026	288	1,794 (12)	3,558 (8t)	5,352 (8)	336
2002	1,032	312	1,952 (11)	3,320 (20)	5,272 (17)	367
2003	1,013	310	1,623 (26)	3,878 (5)	5,501 (8)	435
2004	1,053	308	1,871 (14)	3,616 (10)	5,487 (11)	344
2005	1,022	279	1,525 (23)	3,597 (9)	5,122 (17)	299
2006	945	261	2,214 (5)	2,596 (30)	4,810 (27)	324
2007	1,037	306	2,109 (5)	2,878 (27)	4,987 (21)	301
2008	973	268	2,199 (7)	2,819 (27)	5,018 (21)	375
2009	990	288	2,592 (2)	3,031 (23)	5,623 (12)	354
2010	907	252	1,727 (17)	3,107 (25)	4,834 (27)	356
2011	984	281	1,438 (31)	3,923 (12)	5,361 (17)	325
2012	957	260	1,687 (21)	3,323 (22)	5,010 (26)	330
2013	1,032	311	1,894 (14)	3,496 (21)	5,390 (22)	362
2014	919	258	1,447 (26)	3,412 (22)	4,859 (29)	254
2015	976	298	1,485 (25)	3,503 (25t)	4,988 (30)	299
2016	1,008	322	2,187 (3)	3,541 (25)	5,728 (11)	381
2017	974	290	1,833 (15)	3,191 (23)	5,024 (23)	334
2018	938	289	2,023 (7)	2,975 (29)	4,998 (25)	310
2019	949	317	2,223 (3)	3,582 (21)	5,805 (12)	402
2020	1,031	381	2,690 (2)	3,653 (23)	6,343 (2t)	491
2021	1,133	362	2,404 (5)	3,418 (24)	5,822 (17)	419
2022	992	277	2,131 (13)	2,914 (30)	5,045 (30)	298
2023	1,002	298	1,846 (17)	3,067 (29)	4,913 (28)	305
2024	1,032	309	1,855 (19t)	3,317 (26)	5,172 (26)	311



ALL-TIME DEFENSIVE YARDS AND RANKINGS

Year	Total Plays	First Downs	Rush Yards (Rank)	Net Pass Yards (Rank)	Total Yards (Rank)	Total Points
1960	995	282	1,027 (2)	3,874 (8)	4,901 (6)	285
1961	899	235	1,634 (6)	2,391 (2)	4,025 (2)	242
1962	880	217	1,569 (3)	2,561 (2)	4,130 (2)	270
1963	873	256	1,710 (7)	2,606 (3)	4,316 (6)	372
1964	896	267	1,961 (7)	3,280 (6)	5,241 (8)	355
1965	946	271	2,683 (8)	2,470 (2)	5,153 (8)	429
1966	881	244	1,833 (7)	3,162 (8)	4,995 (9)	396
1967	910	233	1,637 (7)	2,418 (3)	4,055 (4)	199
1968	854	198	1,704 (4)	1,671 (1)	3,375 (1)	248
1969	833	183	1,556 (5)	2,217 (2)	3,773 (2)	279
1970	840	227	1,793 (17)	2,605 (24)	4,398 (25)	352
1971	880	237	1,723 (11)	2,072 (10)	3,795 (9)	330
1972	894	263	2,591 (25)	2,143 (11)	4,734 (23)	380
1973	929	274	2,410 (23)	2,237 (20)	4,647 (24)	447
1974	919	268	2,050 (19)	2,375 (20)	4,425 (22)	282
1975	952	264	1,680 (3)	2,457 (17)	4,137 (11)	226
1976	935	226	2,072 (16)	1,915 (8)	3,987 (10)	273
1977	933	247	1,815 (10)	2,142 (20)	3,957 (14)	230
1978	1,021	292	2,072 (9)	2,842 (24)	4,914 (17t)	298
1979	1,038	304	2,225 (17)	2,765 (14)	4,990 (13)	331
1980	932	259	1,811 (8)	2,801 (4)	4,612 (5)	251
1981	1,084	325	2,411 (24)	3,315 (17)	5,726 (24)	355
1982	613	187	1,225 (23)	2,213 (25)	3,438 (28)	245
1983	1,031	332	2,787 (28)	2,845 (4)	5,632 (22)	460
1984	1,075	345	2,789 (28)	3,179 (11)	5,968 (27)	437
1985	1,091	356	2,814 (28)	3,341 (18)	6,155 (27)	412
1986	1,054	285	2,035 (20)	2,999 (8)	5,034 (13)	329
1987	976	287	1,848 (17)	3,145 (17)	4,993 (17)	349
1988	985	304	1,592 (4)	3,266 (13)	4,858 (8)	365
1989	940	314	1,669 (9)	3,542 (17)	5,211 (13)	412
1990	890	279	1,575 (8)	3,060 (14)	4,635 (11)	307
1991	984	280	1,540 (6)	3,208 (14)	4,748 (9)	251
1992	907	254	1,634 (9)	2,577 (3)	4,211 (3)	258
1993	1,003	289	1,273 (1)	3,601 (23)	4,874 (14)	238
1994	971	275	2,120 (28)	2,795 (2)	4,915 (9)	352
1995	983	267	1,526 (8)	3,125 (3)	4,651 (5)	324
1996	956	271	1,385 (2)	3,225 (13)	4,610 (6)	319
1997	992	292	1,573 (4)	3,658 (27)	5,231 (22)	310
1998	955	279	1,610 (9t)	3,511 (20)	5,121 (16)	320
1999	994	300	1,550 (10)	3,695 (25)	5,245 (17)	324
2000	908	215	1,390 (3)	2,423 (1)	3,813 (1)	191
2001	996	300	1,431 (5)	4,084 (31)	5,515 (25)	388
2002	974	297	1,424 (2)	3,540 (25)	4,964 (10)	324
2003	926	275	1,295 (1)	3,606 (30)	4,901 (12)	324
2004	977	318	1,917 (18)	3,807 (26)	5,724 (27)	439
2005	960	294	1,894 (22)	3,216 (17)	5,110 (19)	421
2006	1,062	329	2,313 (30)	3,602 (27)	5,915 (32)	400
2007	978	268	1,478 (5)	3,187 (10)	4,665 (5)	297
2008	1,022	276	1,502 (6)	3,196 (9)	4,698 (7)	234
2009	1,038	323	1,711 (10t)	4,139 (31)	5,850 (28)	402
2010	1,139	356	1,851 (20)	4,032 (29)	5,883 (26)	339
2011	1,080	324	2,053 (24)	3,629 (14)	5,682 (T-18)	317
2012	1,086	358	2,035 (24)	3,964 (26)	5,999 (27)	471
2013	1,027	329	1,795 (20)	3,612 (11)	5,407 (14)	381
2014	1,099	357	2,195 (31)	3,773 (15)	5,968 (27)	438
2015	1,003	317	1,797 (18)	3,678 (7)	5,475 (12)	423
2016	1,031	324	1,413 (2)	4,307 (30)	5,720 (20)	378
2017	1,046	323	1,420 (4)	3,828 (25)	5,248 (13)	356
2018	1,001	298	1,863 (18)	3,471 (6)	5,334 (8)	303
2019	1,056	335	1,672 (12)	4,080 (24)	5,752 (21)	331
2020	1,076	391	1,933 (19)	4,439 (29)	6,372 (28)	439
2021	1,039	331	1,438 (2)	4,169 (25)	5,607 (12)	354
2022	1,100	339	1,307 (1)	4,671 (32)	5,978 (23)	359
2023	1,096	334	1,831 (13)	3,866 (18)	5,697 (18)	367
2024	1,008	314	2,277 (26)	3,014 (2)	5,291 (2)	460



2024 ATTENDANCE

2024 PRESEASON

Home

San Francisco 49ers	62,832
Seattle Seahawks	60,200
Preseason Home Total:	123,032

Away

@ New Orleans Saints	70,005
Preseason Away Total:	70,005

2024 REGULAR SEASON

Home

New York Jets	65,509
Green Bay Packers	67,322
Indianapolis Colts	64,302
New England Patriots	66,533
Minnesota Vikings	67,686
Jacksonville Jaguars	61,644
Cincinnati Bengals	63,745
Houston Texans	61,815
Regular Season Home Total:	518,556
Regular Season Home Average:	64,820

Away

@ Chicago Bears	59,403
@ Miami Dolphins	65,291
@ Buffalo Bills	70,842
@ Detroit Lions	64,316
@ Los Angeles Chargers	68,796
@ Houston Texans	71,055
@ Washington Commanders	63,144
@ Indianapolis Colts	65,322
@ Jacksonville Jaguars	61,995
Regular Season Away Total:	590,164
Regular Season Away Average:	65,574

Regular Season Total (17 games) – 1,108,720 **Average** – 65,219

ATTENDANCE RECORDS

Total Combined Regular Season

1,166,846 (2022 – 17 games)
1,137,282 (2021 – 17 games)
1,119,991 (2023 – 17 games)
1,115,265 (2010 – 16 games)
1,108,720 (2024 – 17 games)
1,098,921 (2007 – 16 games)
1,097,073 (2006 – 16 games)
1,097,039 (2000 – 16 games)
1,096,866 (2014 – 16 games)
1,092,094 (2018 – 16 games)
1,089,472 (2001 – 16 games)
1,088,061 (2008 – 16 games)
1,087,279 (2003 – 16 games)
1,086,095 (2009 – 16 games)
1,077,697 (2011 – 16 games)

Total Home Regular Season

617,102 (2021 – 9 games)
583,307 (2023 – 9 games)****
553,192 (2005 – 8 games)
553,144 (2006–2014, 8 games per season)
551,210 (2004 – 8 games)
550,472 (2003 – 8 games)
550,437 (2002 – 8 games)
550,393 (2001 – 8 games)
548,929 (2022 – 8 games)
547,524 (2000 – 8 games)

Regular Season Home Game

69,484 (vs. Kansas City, 2021)
69,459 (vs. Indianapolis, 2022)
69,441 (vs. Cincinnati, 2022)
69,419 (vs. Buffalo, 2021)
69,414 (vs. New Orleans, 2021)
69,363 (vs. New England, 2018)

Away Game

90,616 (at Dallas, 2010)
90,466 (at Dallas, 2018)
88,550 (at Washington, 2006)

Postseason Game

80,023 (at Buffalo, 1989)

Largest Nissan Stadium Attendance

69,484 (vs. Kansas City, 2021)

Largest Vanderbilt Stadium Attendance

41,121 (vs. Minnesota, 1998)

Largest Liberty Bowl Att. (Memphis)

50,677 (vs. Pittsburgh, 1997)

Largest Astrodome Att. (Houston)

64,934 (vs. Pittsburgh, 1992)
64,184 (vs. Kansas City, 1994)**

Largest Rice Stadium Att. (Houston)

52,580 (vs. N.Y. Jets, 1965)
36,375 (vs. Oakland, 1967)

Largest Jeppesen Stadium Att. (Houston)

37,981 (vs. Dallas Texans, 1962)***
37,854 (vs. San Diego, 1961)

*AFC Wild Card Game

**AFC Divisional Playoff

***AFL Championship Game

****One game in London



ALL-TIME REGULAR SEASON ATTENDANCE TOTALS

YEARLY TOTALS

Year	Attendance	Games	Average
1960	272,940	14	19,496
1961	316,379	14	22,599
1962	295,108	14	21,079
1963	337,235	14	24,088
1964	327,284	14	23,377
1965	450,249	14	32,161
1966	411,555	14	29,397
1967	447,385	14	31,956
1968	569,255	14	40,661
1969	599,862	14	42,847
1970	659,432	14	47,102
1971	658,611	14	47,044
1972	684,790	14	48,914
1973	593,244	14	42,375
1974	614,609	14	43,901
1975	718,775	14	51,341
1976	713,217	14	50,944
1977	721,334	14	51,524
1978	872,727	16	54,545
1979	855,514	16	53,470
1980	898,625	16	56,164
1981	845,112	16	52,280
1982	402,513	9	44,724
1983	707,215	16	44,201
1984	707,644	16	44,228
1985	734,041	16	45,878
1986	693,294	16	43,331
1987	685,703	15	45,714
1988	845,396	16	52,838
1989	889,424	16	55,589
1990	917,819	16	57,364
1991	921,346	16	57,584
1992	965,366	16	60,335
1993	944,071	16	59,004
1994	822,738	16	51,421
1995	764,253	16	47,766
1996	604,633	16	37,790
1997	683,765	16	42,735
1998	791,806	16	49,487
1999	1,017,727	16	63,608
2000	1,097,039	16	68,565
2001	1,089,472	16	68,092
2002	1,050,989	16	65,687
2003	1,087,279	16	67,955
2004	1,051,730	16	65,733
2005	1,059,178	16	66,199
2006	1,097,073	16	68,567
2007	1,098,921	16	68,683
2008	1,088,061	16	68,004
2009	1,086,095	16	67,881
2010	1,115,265	16	69,704
2011	1,077,697	16	67,356
2012	1,070,701	16	66,919
2013	1,057,807	16	66,113
2014	1,096,866	16	68,554
2015	1,045,359	16	65,335
2016	1,016,507	16	63,532
2017	1,040,119	16	65,007
2018	1,092,094	16	68,256
2019	1,047,496	16	65,469
2020	135,103	16	8,444
2021	1,137,282	17	66,899
2022	1,166,846	17	68,638
2023	1,119,991	17	65,882
2024	1,108,720	17	65,219
Totals	53,195,686	1,000	53,196

HOME TOTALS

Year	Attendance	Games	Average
1960	140,136	7	20,019
1961	195,024	7	27,861
1962	200,285	7	28,612
1963	163,372	7	23,339
1964	141,777	7	20,254
1965	240,857	7	34,408
1966	177,896	7	25,414
1967	185,129	7	26,447
1968	283,383	7	40,483
1969	309,420	7	44,203
1970	294,425	7	42,061
1971	289,954	7	41,422
1972	285,851	7	40,836
1973	219,386	7	31,341
1974	237,403	7	33,915
1975	336,458	7	48,065
1976	331,895	7	47,414
1977	345,820	7	49,403
1978	411,652	8	51,457
1979	396,580	8	49,573
1980	398,699	8	49,837
1981	355,259	8	44,407
1982	200,340	5	40,068
1983	321,440	8	40,180
1984	323,533	8	40,442
1985	329,445	8	41,181
1986	303,786	8	37,973
1987	259,875	7	37,125
1988	365,981	8	45,748
1989	451,027	8	56,378
1990	449,275	8	56,159
1991	482,726	8	60,341
1992	479,428	8	59,928
1993	452,522	8	56,565
1994	353,514	8	44,189
1995	288,860	8	36,108
1996	254,600	8	31,825
1997	224,757	8	28,095
1998	299,555	8	37,444
1999	528,890	8	66,111
2000	547,524	8	68,441
2001	550,393	8	68,799
2002	550,437	8	68,805
2003	550,472	8	68,809
2004	551,210	8	68,901
2005	553,192	8	69,149
2006	553,144	8	69,143
2007	553,144	8	69,143
2008	553,144	8	69,143
2009	553,144	8	69,143
2010	553,144	8	69,143
2011	553,144	8	69,143
2012	553,144	8	69,143
2013	553,144	8	69,143
2014	553,144	8	69,143
2015	498,435	8	62,304
2016	517,273	8	63,532
2017	525,214	8	65,652
2018	516,161	8	64,520
2019	516,074	8	64,509
2020	84,527	8	10,566
2021	617,102	9	68,567
2022	548,929	8	68,616
2023	583,307	9*	64,812
2024	518,556	8	64,820
Totals	25,617,317	500	51,234

AWAY TOTALS

Year	Attendance	Games	Average
1960	132,804	7	18,972
1961	121,355	7	17,336
1962	94,823	7	13,546
1963	173,863	7	24,838
1964	185,507	7	26,501
1965	209,392	7	29,913
1966	233,659	7	33,380
1967	262,256	7	37,465
1968	285,872	7	40,839
1969	290,442	7	41,492
1970	365,007	7	52,144
1971	368,657	7	52,665
1972	398,939	7	56,991
1973	373,858	7	53,408
1974	377,206	7	53,887
1975	382,317	7	54,617
1976	381,322	7	54,475
1977	375,514	7	53,645
1978	461,075	8	57,634
1979	458,934	8	57,367
1980	499,926	8	62,491
1981	489,853	8	61,232
1982	202,173	4	50,543
1983	385,775	8	48,222
1984	384,111	8	48,014
1985	404,596	8	50,575
1986	389,508	8	48,689
1987	425,828	8	53,229
1988	479,415	8	59,927
1989	438,397	8	54,800
1990	468,544	8	58,568
1991	438,620	8	54,828
1992	485,938	8	60,743
1993	491,549	8	61,444
1994	469,224	8	58,653
1995	475,393	8	59,424
1996	350,033	8	43,754
1997	459,008	8	57,376
1998	492,251	8	61,531
1999	488,837	8	61,105
2000	549,515	8	68,689
2001	539,079	8	67,385
2002	500,552	8	62,569
2003	536,807	8	67,101
2004	500,520	8	62,565
2005	505,986	8	63,248
2006	543,929	8	67,991
2007	545,777	8	68,222
2008	534,917	8	66,865
2009	532,951	8	66,619
2010	562,121	8	70,265
2011	524,553	8	65,569
2012	517,557	8	64,695
2013	504,663	8	63,083
2014	543,722	8	67,965
2015	546,924	8	68,366
2016	499,234	8	62,404
2017	514,905	8	64,363
2018	575,933	8	71,992
2019	531,422	8	66,428
2020	50,576	8	6,322
2021	520,180	8	65,023
2022	617,917	9	68,657
2023	536,684	8	67,086
2024	590,164	9	65,574
Totals	27,578,369	500	55,156



TENNESSEE TITANS

PLAYOFF HISTORY & RECORDS



FRANCHISE PLAYOFF GAME HISTORY

						SCORE	
SEASON/DATE	DAY	ROUND	OPPONENT	SITE	RESULT	TITANS	OPP.
1960 (10-4 regular season, 6-1 home, 4-3 road, First Place AFL East, Head Coach -- Lou Rymkus)							
01/01/61	Sunday	AFL Championship	LA CHARGERS	Houston (Jeppesen Stadium)	W	24	16
1961 (10-3-1 regular season, 6-1 home, 4-2-1 road, First Place AFL East, Head Coaches -- 5 games Lou Rymkus, 9 games Wally Lemm)							
12/24/61	Sunday	AFL Championship	at San Diego	San Diego (Balboa Stadium)	W	10	3
1962 (11-3 regular season, 6-1 home, 4-2 road, First Place AFL East, Head Coach -- Frank "Pop" Ivy)							
12/23/62	Sunday	AFL Championship	DALLAS TEXANS	Houston (Jeppesen Stadium)	L (2 OT)	17	20
1967 (9-4-1 regular season, 5-2 home, 4-2-1 road, First Place AFL East, Head Coach -- Wally Lemm)							
12/31/67	Sunday	AFL Championship	at Oakland	Oakland (Alameda County Coliseum)	L	7	40
1969 (6-6-2 regular season, 4-2-1 home, 2-4-1 road, Second Place AFL East, Head Coach -- Wally Lemm)							
12/21/69	Sunday	AFL Divisional	at Oakland	Oakland (Alameda County Coliseum)	L	7	56
1978 (10-6 regular season, 5-3 home, 5-3 road, Second Place AFC Central, Head Coach -- O.A. "Bum" Phillips)							
12/24/78	Sunday	Wild Card	at Miami	Miami (Orange Bowl)	W	17	9
12/31/78	Sunday	Divisional	at New England	New England (Schaefer Stadium)	W	31	14
01/07/79	Sunday	Conference	at Pittsburgh	Pittsburgh (Three Rivers Stadium)	L	5	34
1979 (11-5 regular season, 6-2 home, 5-3 road, Second Place AFC Central, Head Coach -- O.A. "Bum" Phillips)							
12/23/79	Sunday	Wild Card	DENVER	Houston (Astrodome)	W	13	7
12/29/79	Saturday	Divisional	at San Diego	San Diego (San Diego Stadium)	W	17	14
01/06/80	Sunday	Conference	at Pittsburgh	Pittsburgh (Three Rivers Stadium)	L	13	27
1980 (11-5 regular season, 6-2 home, 5-3 road, Tied First Place AFC Central, Head Coach -- O.A. "Bum" Phillips)							
12/28/80	Sunday	Wild Card	at Oakland	Oakland (Alameda County Coliseum)	L	7	27
1987 (9-6 regular season, 5-2 home, 4-4 road, Second Place AFC Central, Head Coach -- Jerry Glanville)							
01/03/88	Sunday	Wild Card	SEATTLE	Houston (Astrodome)	W (OT)	23	20
01/10/88	Sunday	Divisional	at Denver	Denver (Mile High Stadium)	L	10	34
1988 (10-6 regular season, 7-1 home, 3-5 road, Tied Second Place AFC Central, Head Coach -- Jerry Glanville)							
12/24/88	Saturday	Wild Card	at Cleveland	Cleveland (Cleveland Stadium)	W	24	23
01/01/89	Sunday	Divisional	at Buffalo	Buffalo (Rich Stadium)	L	10	17
1989 (9-7 regular season, 6-2 home, 3-5 road, Tied Second Place AFC Central, Head Coach -- Jerry Glanville)							
12/31/89	Sunday	Wild Card	PITTSBURGH	Houston (Astrodome)	L (OT)	23	26
1990 (9-7 regular season, 6-2 home, 3-5 road, Tied First Place AFC Central, Head Coach -- Jack Pardee)							
01/06/91	Sunday	Wild Card	at Cincinnati	Cincinnati (Riverfront Stadium)	L	14	41
1991 (11-5 regular season, 7-1 home, 4-4 road, First Place AFC Central, Head Coach -- Jack Pardee)							
12/29/91	Sunday	Wild Card	NY JETS	Houston (Astrodome)	W	17	10
01/04/92	Saturday	Divisional	at Denver	Denver (Mile High Stadium)	L	24	26
1992 (10-6 regular season, 5-3 home, 5-3 road, Second Place AFC Central, Head Coach -- Jack Pardee)							
01/03/93	Sunday	Wild Card	at Buffalo	Buffalo (Rich Stadium)	L (OT)	38	41
1993 (12-4 regular season, 7-1 home, 5-3 road, First Place AFC Central, Head Coach -- Jack Pardee)							
01/16/94	Sunday	Divisional	KANSAS CITY	Houston (Astrodome)	L	20	28
1999 (13-3 regular season, 8-0 home, 5-3 road, Second Place AFC Central, Head Coach -- Jeff Fisher)							
01/08/00	Saturday	Wild Card	BUFFALO	Tennessee (LP Field)	W	22	16
01/16/00	Sunday	Divisional	at Indianapolis	Indianapolis (RCA Dome)	W	19	16
01/23/00	Sunday	Conference	at Jacksonville	Jacksonville (Alltel Stadium)	W	33	14
01/30/00	Sunday	Super Bowl XXXIV	ST. LOUIS	Atlanta (Georgia Dome)	L	16	23
2000 (13-3 regular season, 7-1 home, 6-2 road, First Place AFC Central, Head Coach -- Jeff Fisher)							
01/07/01	Sunday	Divisional	BALTIMORE	Tennessee (LP Field)	L	10	24
2002 (11-5 regular season, 6-2 home, 5-3 road, First Place AFC South, Head Coach -- Jeff Fisher)							
01/11/03	Saturday	Divisional	PITTSBURGH	Tennessee (LP Field)	W (OT)	34	31
01/19/03	Sunday	Conference	at Oakland	Oakland (Network Associates Coliseum)	L	24	41
2003 (12-4 regular season, 7-1 home, 5-3 road, Second Place AFC South, Head Coach -- Jeff Fisher)							
01/03/04	Saturday	Wild Card	at Baltimore	Baltimore (M&T Bank Stadium)	W	20	17
01/10/04	Saturday	Divisional	at New England	New England (Gillette Stadium)	L	14	17
2007 (10-6 regular season, 5-3 home, 5-3 road, Third Place AFC South, Head Coach -- Jeff Fisher)							
01/06/08	Sunday	Wild Card	at San Diego	San Diego (Qualcomm Stadium)	L	6	17
2008 (13-3 regular season, 7-1 home, 6-2 road, First Place AFC South, Head Coach -- Jeff Fisher)							
01/10/09	Saturday	Divisional	BALTIMORE	Tennessee (LP Field)	L	10	13
2017 (9-7 regular season, 6-2 home, 3-5 road, Second Place AFC South, Head Coach -- Mike Mularkey)							
01/06/18	Saturday	Wild Card	at Kansas City	Kansas City (Arrowhead Stadium)	W	22	21
01/13/18	Saturday	Divisional	at New England	New England (Gillette Stadium)	L	14	35
2019 (9-7 regular season, 4-4 home, 5-3 road, Second Place AFC South, Head Coach -- Mike Vrabel)							
01/04/20	Saturday	Wild Card	at New England	New England (Gillette Stadium)	W	20	13
01/11/20	Saturday	Divisional	at Baltimore	Baltimore (M&T Bank Stadium)	W	28	12
01/19/20	Sunday	Conference	at Kansas City	Kansas City (Arrowhead Stadium)	L	24	35
2020 (11-5 regular season, 5-3 home, 6-2 road, First Place AFC South, Head Coach -- Mike Vrabel)							
01/10/21	Sunday	Wild Card	BALTIMORE	Tennessee (Nissan Stadium)	L	13	20
2021 (12-5 regular season, 7-2 home, 5-3 road, First Place AFC South, Head Coach -- Mike Vrabel)							
01/22/22	Saturday	Divisional	CINCINNATI	Tennessee (Nissan Stadium)	L	16	19

All-Time Playoff Record: 17-23 (6-7 home, 11-15 road, 0-1 neutral site)



ALL-TIME PLAYOFF LEADERS

CAREER RUSHING YARDS

Player	Games	Att	Yds	Avg	TD
1. Eddie George	9	206	776	3.8	5
2. Derrick Henry	7	156	732	4.7	4
3. Earl Campbell	6	135	420	3.1	4
4. Steve McNair	9	54	349	6.5	6
5. Lorenzo White	7	76	264	3.5	1
6. Allen Pinkett	6	47	219	4.7	1
7. Tim Wilson	7	54	174	3.2	0
8. Alonzo Highsmith	5	26	149	5.7	0
9. Mike Rozier	4	48	147	3.1	2
10. Billy Cannon	3	44	135	3.1	0
Rob Carpenter	4	39	135	3.5	0

CAREER RECEPTIONS

Player	Games	No	Yds	Avg	TD
1. Ernest Givins	10	60	774	12.9	8
2. Haywood Jeffires	8	41	513	12.5	3
3. Drew Hill	8	38	513	13.5	1
4. Frank Wycheck	9	37	313	8.5	1
5. Curtis Duncan	9	34	274	8.1	2
6. Derrick Mason	9	29	312	10.8	1
7. Tim Wilson	7	24	202	8.4	1
8. Eddie George	9	23	149	6.5	0
9. Mike Barber	7	16	329	20.6	2
A.J. Brown	5	16	289	18.1	2
10. Rob Carpenter	4	15	98	6.5	0
Corey Davis	6	15	166	11.1	3

CAREER PASSING YARDS

Player	Games	Att	Cmp	Pct	Yds	TD	Int	Rate
1. Warren Moon	9	351	230	65.5	2,578	15	12	87.3
2. Steve McNair	9	282	166	58.9	1,591	6	9	68.4
3. Dan Pastorini	5	116	71	61.2	954	4	8	70.1
4. Ryan Tannehill	5	110	69	62.7	754	7	5	85.2
5. George Blanda	3	117	57	48.7	722	5	10	47.0
6. Marcus Mariota	5	69	42	60.9	463	4	1	94.1
7. Pete Beathard	2	81	33	40.7	351	2	4	41.7
8. Kerry Collins	1	42	26	61.9	281	0	1	71.6
9. Ken Stabler	1	26	15	57.7	243	0	2	57.1
10. Cody Carlson	2	33	16	48.5	165	2	1	70.9
11. Vince Young	1	29	16	55.2	138	0	1	53.5
12. Gifford Nielsen	4	24	13	54.2	129	1	2	48.8

CAREER SCORING

Player	Games	TD	PAT	FG	Total
1. Al Del Greco	9	0	21	14	63
2. Ernest Givins	10	8	0	0	48
3. Steve McNair	9	6	0	0	36
Tony Zendejas	5	0	9	9	36
5. Toni Fritsch	7	0	11	8	35
6. Eddie George	5	5	0	0	30
7. Earl Campbell	4	4	0	0	24
Derrick Henry	7	4	0	0	24
8. Haywood Jeffires	8	3	0	0	18
Corey Davis	6	3	0	0	18
10. George Blanda	3	0	6	3	15
Joe Nedney	2	0	6	3	15

CAREER FIELD GOALS

Player	Games	Made	Att	Pct	Lg
1. Al Del Greco	9	14	22	63.6	53
2. Tony Zendejas	5	9	14	64.3	49
3. Toni Fritsch	7	8	10	80.0	35
4. Rob Bironas	2	3	5	60.0	44
George Blanda	3	3	6	50.0	46
Joe Nedney	2	3	4	75.0	42
7. Gary Anderson	2	2	3	66.7	46
Stephen Gostkowski	1	2	2	100.0	45

CAREER PUNTING AVERAGE

Player	Games	Punt	Yds	Avg	TB	In20	Lg
1. Brett Kern	7	34	1,570	46.2	4	17	63
2. Greg Montgomery	8	27	1,149	42.6	3	4	59
3. Ode Burrell	1	11	455	41.4	-	-	57
4. Craig Hentrich	11	51	2,090	41.0	4	17	66
5. Cliff Parsley	7	40	1,607	40.2	-	-	56
6. Jeff Gossett	2	6	239	39.8	0	1	57
7. Jim Norton	4	18	707	39.3	-	-	53
8. Charlie Milstead	1	5	170	34.0	-	-	43

CAREER KICKOFF RETURN YARDS

Player	Games	No	Yds	Avg	TD
1. Derrick Mason	9	17	492	28.9	1
2. Bobby Jancik	2	9	239	26.6	0
3. Allen Pinkett	8	13	221	17.0	0
4. John Simon	2	9	201	22.3	0
5. Justin McCareins	4	8	148	18.5	0
6. Adoree' Jackson	6	6	126	21.0	0
7. Johnnie Dirden	2	5	109	21.8	0
8. Lorenzo White	7	7	108	15.4	0
9. Robert Woods	3	5	104	20.8	0
10. Ode Burrell	2	4	89	22.3	0
11. Zeke Moore	1	3	87	29.0	0

CAREER INTERCEPTIONS

Player	Games	No	Yds	Avg	TD
1. Vernon Perry	4	6	75	12.5	1
2. Gregg Bingham	5	3	38	12.7	0
Bubba McDowell	6	3	90	30.0	1
Mike Reinfeldt	5	3	35	11.7	0
5. Richard Johnson	4	2	25	12.5	0
Samari Rolle	5	2	17	8.5	0
Greg Stenrick	5	2	0	0.0	0
8. (25 players tied with one interception including Kevin Byard and Amani Hooker)					

CAREER SACKS (SINCE 1970)

Player	No
1. Elvin Bethea	5.0
Andy Dorris	5.0
3. Harold Landry III	4.5
4. Jason Fisk	3.5
5. William Fuller	3.0
Jevon Kearse	3.0
Jeffery Simmons	3.0

CAREER TACKLES (SINCE 1974)

Player	No
1. Al Smith	55
2. Keith Bulluck	48
3. Gregg Bingham	45
4. Kevin Byard	44
5. John Grimsley	41



INDIVIDUAL PLAYOFF RECORDS: SERVICE

Most Games, Head Coach

11	Jeff Fisher, 1999-08
7	O.A. "Bum" Phillips, 1978-80
5	Jerry Glanville, 1987-89
5	Jack Pardee, 1990-93
5	Mike Vrabel, 2018-21

Most Games Won, Head Coach

5	Jeff Fisher, 1999-08
4	O.A. "Bum" Phillips, 1978-80
2	Jerry Glanville, 1987-89

2	Mike Vrabel, 2019
---	-------------------

Most Games Lost, Head Coach

6	Jeff Fisher, 1999-08
4	Jack Pardee, 1990-93
3	Jerry Glanville, 1987-89
3	O.A. "Bum" Phillips, 1978-80
3	Mike Vrabel, 2018-21

INDIVIDUAL PLAYOFF RECORDS: SCORING

POINTS

Most Points, Career

63	Al Del Greco, (21 PAT, 14 FG)
48	Ernest Givins, (8 TD)
36	Steve McNair, (6 TD)
35	Toni Fritsch, (11 PAT, 8 FG)
33	Tony Zendejas, (9 PAT, 8 FG)

Most Points, Game

13	Al Del Greco, @ Indianapolis, 1/16/00
12	Mike Barber, @ New England, 12/31/78
12	Allen Pinkett, @ Cleveland, 12/24/88
12	Ernest Givins, vs. Pittsburgh, 12/31/89
12	Ernest Givins, @ Cincinnati, 1/6/91
12	Ernest Givins, vs. NY Jets, 12/29/91
12	Haywood Jeffires, @ Buffalo, 1/3/93
12	Steve McNair, @ Jacksonville, 1/23/00
12	Steve McNair, @ Oakland, 1/19/03
12	Corey Davis, @ New England, 1/13/18

Most Points, Opponent, Game

18	Andre Reed, @ Buffalo, 1/3/93
16	George Blanda, @ Oakland, 12/31/67
14	Gary Anderson, vs. Pittsburgh, 12/31/89
13	Evan McPherson, vs. Cincinnati, 1/22/22
12	James White, @ New England, 1/13/18
12	Tyreek Hill, @ Kansas City, 1/19/20

TOTAL TOUCHDOWNS

Most Touchdowns, Career

8	Ernest Givins, (8 receiving)
6	Steve McNair, (6 rushing)
5	Eddie George, (5 rushing)
4	Earl Campbell, (4 rushing)
4	Derrick Henry, (4 rushing)
3	Haywood Jeffires, (3 receiving)
3	Corey Davis, (3 receiving)

Most Touchdowns, Game

2	Mike Barber, @ New England, 12/31/78
2	Allen Pinkett, @ Cleveland, 12/24/88

2	Ernest Givins, vs. Pittsburgh, 12/31/89
2	Ernest Givins, @ Cincinnati, 1/6/91
2	Ernest Givins, vs. NY Jets, 12/29/93
2	Haywood Jeffires, @ Buffalo, 1/3/93
2	Steve McNair, @ Jacksonville, 1/23/00
2	Eddie George, vs. St. Louis, 1/30/00
2	Steve McNair, @ Oakland, 1/19/03
2	Corey Davis, @ New England, 1/13/18

Most Touchdowns, Opponent, Game

3	Andre Reed, @ Buffalo, 1/3/91
---	-------------------------------

Most Consecutive Games Scoring Touchdown

3	Ernest Givins, 1989-91
3	Eddie George, 1999-02
2	7 times, last by A.J. Brown, 2020-21

POINTS AFTER TOUCHDOWN

Most Attempts, Career

21	Al Del Greco, 1991-93, 99-00
11	Toni Fritsch, 1978-80
9	Tony Zendejas, 1987-89
9	Greg Joseph, 2019

Most Attempts, Game

5	Al Del Greco, @ Buffalo, 1/3/93
4	Toni Fritsch, @ New England, 12/31/78
4	Al Del Greco, @ Jacksonville, 1/23/00
4	Joe Nedney, vs. Pittsburgh, 1/11/03
4	Greg Joseph, @ Baltimore 1/11/20

Most Made, Career

21	Al Del Greco, 1991-93, 99-00
11	Toni Fritsch, 1978-80
9	Tony Zendejas, 1987-89
9	Greg Joseph, 2019

Most Made, Game

5	Al Del Greco, @ Buffalo, 1/3/93
4	Al Del Greco, @ Indianapolis, 1/16/00
4	Toni Fritsch, @ New England, 12/31/78
4	Al Del Greco, @ Jacksonville, 1/23/00
4	Joe Nedney, vs. Pittsburgh, 1/11/03
4	Greg Joseph, @ Baltimore 1/11/20

Most Made, Opponent, Game

8	George Blanda, @ Oakland, 12/21/69
5	Jim Breech, @ Cincinnati, 1/6/91
5	Steve Christie, @ Buffalo, 1/3/93
5	Sebastian Janikowski, @ Oakland, 1/19/03
5	Harrison Butker, @ Kansas City, 1/19/20

Most Made, No Misses, Career

21	Al Del Greco, 1991-93, 99-00
11	Toni Fritsch, 1978-80
9	Tony Zendejas, 1987-89
9	Greg Joseph, 2019

FIELD GOALS

Most Attempted, Career

22	Al Del Greco, 1991-93, 99-00
14	Tony Zendejas, 1987-89
9	Toni Fritsch, 1978-80

Most Attempted, Game

5	Tony Zendejas, vs. Seattle, 1/3/89
4	Al Del Greco, @ Indianapolis, 1/16/00
4	Al Del Greco, vs. Baltimore, 1/7/01
4	Tony Zendejas, vs. Pittsburgh, 12/31/88
4	Jeff Reed, vs. Pittsburgh, 1/11/03

Most Attempted, Opponent, Game

4	Jeff Wilkins, vs. St. Louis, 1/30/00
4	Roy Gerela, @ Pittsburgh, 1/7/79
4	Gary Anderson, vs. Pittsburgh, 12/31/89
4	Evan McPherson, vs. Cincinnati, 1/22/22

Most Made, Career

14	Al Del Greco, 1991-93, 99-00
9	Tony Zendejas, 1987-89
7	Toni Fritsch, 1978-80

Most Made, Game

4	Al Del Greco, @ Indianapolis, 1/16/00
3	Al Del Greco, vs. Buffalo, 1/8/00
3	Tony Zendejas, vs. Seattle, 1/3/88
3	Tony Zendejas, vs. Pittsburgh, 12/31/89

Most Made, Opponent, Game

4	Roy Gerela, @ Pittsburgh, 1/7/79
---	----------------------------------



INDIVIDUAL PLAYOFF RECORDS: SCORING

4	Evan McPherson, vs. Cincinnati 1/22/22
3	Mike Vanderjagt, @ Indianapolis, 1/16/00
3	Jeff Wilkins, vs. St. Louis, 1/30/00
3	Ben Agajanian, vs. LA Chargers, 1/1/61
3	Matt Bahr, @ Cleveland, 12/24/88
3	Jeff Reed, vs. Pittsburgh, 1/11/03

Most Consecutive Games Made

9	Al Del Greco, 1991-93, 99-00
6	Toni Fritsch, 1978-80
5	Tony Zendejas, 1987-89

Longest Field Goal

53	Al Del Greco, vs. NY Jets, 12/29/91
49	Al Del Greco, @ Indianapolis, 1/16/00
49	Tony Zendejas, vs. Seattle, 1/3/88
49	Tony Zendejas, @ Cleveland, 12/24/88
49	Al Del Greco, vs. Kansas City, 1/16/94
49	Ryan Succop, @ Kansas City, 1/6/18

Highest Field Goal Percentage (5 attempts)

77.8	Toni Fritsch, 6 games (7-9)
64.3	Tony Zendejas, 5 games (9-14)
63.6	Al Del Greco, 9 games (14-22)

SAFETIES

Most, Career

1	Jevon Kearse, 1999
1	Ted Washington, 1979

Most, Game

1	Jevon Kearse, vs. Buffalo, 1/8/00
1	Ted Washington, @ Pittsburgh, 1/7/79

INDIVIDUAL PLAYOFF RECORDS: RUSHING

RUSHING ATTEMPTS

Most Attempts, Career

206	Eddie George, 9 games
156	Derrick Henry, 7 games
135	Earl Campbell, 8 games
76	Lorenzo White, 7 games
54	Steve McNair, 9 games

Most Attempts, Game

34	Derrick Henry, @ New England, 1/4/20
30	Derrick Henry, @ Baltimore, 1/11/20
29	Eddie George, vs. Buffalo, 1/8/00
28	Eddie George, vs. St. Louis, 1/30/00
27	Earl Campbell, @ New England, 12/31/78
27	Earl Campbell, @ Oakland, 12/23/80
27	Eddie George, vs. Baltimore, 1/7/01
25	Eddie George, @ Baltimore, 1/3/04
23	Derrick Henry, @ Kansas City, 1/6/18

RUSHING YARDS

Most Yards Gained, Career

776	Eddie George, 9 games
732	Derrick Henry, 7 games
420	Earl Campbell, 8 games
349	Steve McNair, 9 games
264	Lorenzo White, 7 games
219	Allen Pinkett, 6 games

Most Yards Gained, Game

195	Derrick Henry, @ Baltimore, 1/11/20
182	Derrick Henry, @ New England, 1/4/20

162	Eddie George, @ Indianapolis, 1/16/00
156	Derrick Henry, @ Kansas City, 1/6/18
118	Earl Campbell, @ New England, 12/31/78
106	Eddie George, vs. Buffalo, 1/8/00

Longest Run From Scrimmage

68t	Eddie George, @ Indianapolis, 1/16/00
66	Derrick Henry, @ Baltimore, 1/11/20
51	Steve McNair, @ Jacksonville, 1/23/00
45	D'Onta Foreman, vs. Cincinnati, 1/22/22
35	Earl Campbell, @ New England, 12/31/78
35	Derrick Henry, @ Kansas City, 1/6/18

Highest Average Gain, Career (40 carries)

6.46	Steve McNair, 9 games (54-349)
4.69	Derrick Henry, 7 games (156-732)
4.66	Allen Pinkett, 6 games (47-219)
3.77	Eddie George, 9 games (206-776)
3.47	Lorenzo White, 5 games (76-264)
3.11	Earl Campbell, 8 games (135-420)

Highest Average Gain, Game (10 carries)

6.78	Derrick Henry vs. Kansas City, 1/6/18 (23-156)
6.55	Chris Johnson, vs. Baltimore, 1/10/09 (11-72)
6.50	Derrick Henry, @ Baltimore, 1/11/20 (30-195)
6.23	Eddie George, @ Indianapolis, 1/16/00 (26-162)

5.35	Derrick Henry, @ New England, 1/4/20 (34-182)
4.37	Earl Campbell, @ New England, 12/31/78 (27-118)

RUSHING TOUCHDOWNS

Most Touchdowns, Career

6	Steve McNair, 9 games
5	Eddie George, 9 games
4	Earl Campbell, 8 games
4	Derrick Henry, 7 games
2	Mike Rozier, 4 games

Most Touchdowns, Game

2	Eddie George, vs. St. Louis, 1/30/00
2	Steve McNair, @ Jacksonville, 1/23/00
2	Steve McNair, @ Oakland, 1/19/03
1	22 times, last by Derrick Henry vs. Cincinnati, 1/22/22

Most Consecutive Games Rushing for TD's

3	Eddie George, 1999-02
2	Chris Brown, 2004
2	Steve McNair, 2002
2	Earl Campbell, 1978



INDIVIDUAL PLAYOFF RECORDS: PASSING

PASSER RATING

Passer Rating, Career (min. 100 attempts)

87.3	Warren Moon, 9 games
85.2	Ryan Tannehill, 5 games
72.3	Dan Pastorini, 5 games
68.4	Steve McNair, 9 games

PASS ATTEMPTS

Most Passes Attempted, Career

351	Warren Moon, 9 games
282	Steve McNair, 9 games
117	George Blanda, 3 games
116	Dan Pastorini, 5 games

Most Passes Attempted, Game

50	Warren Moon, @ Buffalo, 1/3/93
48	Warren Moon, vs. Pittsburgh, 12/31/89
46	George Blanda, vs. Dallas Texans, 12/23/62
46	Pete Beathard, @ Oakland, 12/21/69
46	Steve McNair, vs. Baltimore, 1/7/01

PASS COMPLETIONS

Most Completions, Career

230	Warren Moon, 9 games
166	Steve McNair, 9 games
71	Dan Pastorini, 5 games
69	Ryan Tannehill, 5 games
57	George Blanda, 3 games

Most Completions, Game

36	Warren Moon, @ Buffalo, 1/3/93
32	Warren Moon, vs. Kansas City, 1/16/94
29	Warren Moon, vs. Pittsburgh, 12/31/89

COMPLETION PERCENTAGE

Highest Completion Percentage, Career (100 att)

65.5	Warren Moon, 9 games
62.7	Ryan Tannehill, 5 games
61.2	Dan Pastorini, 5 games
58.9	Steve McNair, 9 games

Highest Completion Percentage, Game (10 att)

80.0	Dan Pastorini, @ New England, 12/31/78 (12-15)
75.0	Warren Moon, @ Denver, 1/4/92 (27-36)
74.4	Warren Moon, vs. Kansas City, 1/16/94 (32-43)

PASSING YARDS

Most Yards Gained, Career

2,578	Warren Moon, 9 games
1,591	Steve McNair, 9 games
954	Dan Pastorini, 5 games
754	Ryan Tannehill, 5 games
722	George Blanda, 3 games

Most Yards Gained, Game

371	Warren Moon, @ Buffalo, 1/3/93
338	Steve McNair, vs. Pittsburgh, 1/11/03
325	Warren Moon, @ Denver, 1/4/92
315	Warren Moon, vs. Pittsburgh, 12/31/89

Most Games, 300 or More Yards Passing, Career

4	Warren Moon, 9 games
---	----------------------

Most Consec. Games, 300 or More Yards Passing

3	Warren Moon, 1991-93
---	----------------------

Longest Pass Completion

88t	George Blanda (to Billy Cannon), vs. LA Chargers, 1/1/61
71t	Dan Pastorini (to Ken Burrough), @ N.E., 12/31/78
55	Dan Pastorini (to Mike Barber), @ Miami, 12/24/78
49t	Steve McNair (to Justin McCareins), @ Balt., 1/3/04

Highest Average Gain, Career (100 attempts)

8.22	Dan Pastorini, 5 games (116-954)
7.31	Warren Moon, 9 games (351-2578)
6.85	Ryan Tannehill, 5 games (110-754)
6.17	George Blanda, 3 games (117-722)

Highest Average Gain, Game (20 attempts)

10.55	Dan Pastorini, @ New England, 12/31/78
9.17	Ryan Tannehill, vs. Cincinnati, 1/22/22
9.03	Warren Moon, @ Denver, 1/4/92
8.53	Warren Moon, vs. Seattle, 1/3/88

TOUCHDOWN PASSES

Most Touchdown Passes, Career

15	Warren Moon, 9 games
7	Ryan Tannehill, 5 games
6	Steve McNair, 9 games
5	George Blanda, 3 games
4	Dan Pastorini, 5 games
4	Marcus Mariota, 5 games

Most Touchdown Passes, Game

4	Warren Moon, @ Buffalo, 1/3/93
3	George Blanda, vs. LA Chargers, 1/1/61
3	Dan Pastorini, @ New England, 12/31/78
3	Warren Moon, @ Denver, 1/4/92

Most Consecutive Games Touchdown Pass

5	Ryan Tannehill, 2019-21
4	Steve McNair, 2002-03
4	Warren Moon, 1991-93
3	George Blanda, 1960-62
3	Warren Moon, 1987-88

PASSES HAD INTERCEPTED

Lowest Percentage, Passes Had Intercepted, Career (100 attempts)

3.19	Steve McNair, 9 games (282-9)
3.42	Warren Moon, 9 games (351-12)
4.54	Ryan Tannehill, 5 games (110-5)
6.90	Dan Pastorini, 5 games (116-8)
8.54	George Blanda, 3 games (117-10)

Most Attempts Without Interception, Game

48	Warren Moon, vs. Pittsburgh, 12/31/89
37	Marcus Mariota, @ New England, 1/13/18
36	Steve McNair, vs. St. Louis, 1/30/99
36	Steve McNair, @ Oakland, 1/19/03
31	Ryan Tannehill, @ Kansas City, 1/19/20
29	Dan Pastorini, @ Miami, 12/24/78

Most Passes Had Intercepted, Career

12	Warren Moon, 9 games
10	George Blanda, 3 games
9	Steve McNair, 9 games
8	Dan Pastorini, 5 games
5	Ryan Tannehill, 5 games

Most Passes Had Intercepted, Game

5	George Blanda, @ San Diego, 12/25/61
5	George Blanda, vs. Dallas Texans, 12/23/62
5	Dan Pastorini, @ Pittsburgh, 1/7/79



INDIVIDUAL PLAYOFF RECORDS: RECEIVING

RECEPTIONS

Most Receptions, Career

60	Ernest Givins, 1987-93
41	Haywood Jeffires, 1988-93
38	Drew Hill, 1987-91
29	Derrick Mason, 1997-03

Most Receptions, Game

11	Ernest Givins, vs. Pittsburgh, 12/31/89
10	Frank Wycheck, vs. Pittsburgh, 1/11/03
10	Justin Gage, vs. Baltimore, 1/10/09
9	Drew Hill, vs. NY Jets, 12/29/91
9	Ernest Givins, @ Buffalo, 1/3/93
9	Haywood Jeffires, vs. Kansas City, 1/16/94

Most Consecutive Games, Pass Receptions

8	Haywood Jeffires, 1988-93
7	Frank Wycheck, 1999-2002
6	Ernest Givins, 1989-93
6	Derrick Mason, 1999-2003
	Derrick Henry, 2017-20
	Jonnu Smith, 2017-20

YARDS GAINED

Most Yards Gained, Career

774	Ernest Givins, 8 games
513	Drew Hill, 7 games
513	Haywood Jeffires, 7 games
312	Derrick Mason, 9 games

Most Yards Gained, Game

142	A.J. Brown, vs. Cincinnati, 1/22/22
136	Ernest Givins, vs. Pittsburgh, 12/31/89
135	Justin Gage, vs. Baltimore, 1/10/09
128	Billy Cannon, vs. L.A., 1/1/61
123	Frank Wycheck, vs. Pittsburgh, 1/11/03
117	Ernest Givins, @ Buffalo, 1/3/93

Most Games, 100 or More Receiving Yards, Career

3	Ernest Givins
1	Ken Burrough
1	Mike Barber
1	Frank Wycheck
1	A.J. Brown

Most Consecutive Games, 100 or More Receiving Yards

2	Ernest Givins
---	---------------

Longest Reception

88t	Billy Cannon, vs. LA Chargers, 1/1/61
71t	Ken Burrough, @ Miami, 12/24/78
55	Mike Barber, @ New England, 12/31/78
49t	Justin McCareins, @ Baltimore, 1/3/04

AVERAGE GAIN

Highest Average Gain, Career (14 receptions)

22.1	Mike Barber, (14-309)
18.4	A.J. Brown, (16-289)
13.5	Drew Hill, (38-513)
12.9	Ernest Givins, (60-774)

Highest Average Gain, Game (5 receptions)

28.4	A.J. Brown, vs. Cincinnati, 1/22/22 (5-142)
18.6	Drew Hill, @ Denver, 1/10/88 (5-93)
18.5	Ernest Givins, @ Denver, 1/4/92 (6-111)
17.2	Ken Burrough, @ Miami, 12/24/78 (6-103)
14.2	Eric Decker, @ New England, 1/13/18 (6-85)
13.8	A.J. Brown, vs. Baltimore, 1/10/21 (6-83)

TOUCHDOWNS

Most Touchdowns, Career

8	Ernest Givins, 8 games
3	Haywood Jeffires, 7 games
3	Corey Davis, 6 games
2	Billy Cannon, 2 games
2	Mike Barber, 2 games
2	Curtis Duncan, 5 games
2	Anthony Firkser, 5 games
2	A.J. Brown, 5 games

Most Touchdowns, Game

2	6 times, last by Corey Davis @ New England, 1/13/18
---	---

Most Consecutive Games with Touchdown Reception

3	Ernest Givins, 1989-91
2	Billy Cannon, 1960-61
2	Curtis Duncan, 1991-92
2	Haywood Jeffires, 1991-92
2	A.J. Brown, 2021-22

INDIVIDUAL PLAYOFF RECORDS: INTERCEPTIONS

INTERCEPTIONS

Most Interceptions, Career

5	Vernon Perry, 4 games
4	Mike Reinfeldt, 7 games
3	Bubba McDowell, 6 games
2	Samari Rolle, 9 games

Most Interceptions, Game

4*	Vernon Perry, @ San Diego, 12/29/79
2	Mike Reinfeldt, @ New England, 12/31/78
2	Bubba McDowell, vs. NY Jets, 12/29/91

INT. RETURN YARDS

Most Yards Gained, Career

90	Bubba McDowell, 6 games
75	Vernon Perry, 4 games
35	Mike Reinfeldt, 7 games

Most Yards Gained, Game

75t	Vernon Perry, @ Pittsburgh, 1/6/80
58t	Bubba McDowell, @ Buffalo, 1/3/93
32	Bubba McDowell, vs. NY Jets, 12/29/92

Longest Return

75t	Vernon Perry, @ Pittsburgh, 1/6/80
58t	Bubba McDowell, @ Buffalo, 1/3/93
31	Bubba McDowell, vs. NY Jets, 12/29/92
31	Kevin Byard, @ Baltimore, 1/11/20

INTERCEPTIONS FOR TDs

Most Touchdowns, Career

1	Vernon Perry, 1980
1	Bubba McDowell, 1993
1	Logan Ryan, 2017-19

Most Touchdowns, Game

1	Vernon Perry, @ Pittsburgh, 1/6/80
1	Bubba McDowell, @ Buffalo, 1/3/93
1	Logan Ryan, @ New England, 1/4/20

* NFL Record



INDIVIDUAL PLAYOFF RECORDS: PUNTING

PUNTS

Most Punts, Career

51	Craig Hentrich, 11 games
34	Brett Kern, 7 games
31	Cliff Parsley, 7 games
27	Greg Montgomery, 8 games

Most Punts, Game

11	Jim Norton, @ Oakland, 12/31/67
11	Ode Burrell, @ Oakland, 12/21/69
7	Craig Hentrich, vs. Buffalo, 1/8/00
7	Brett Kern, @ New England, 1/13/18
6	Cliff Parsley, @ New England, 12/31/78
6	Cliff Parsley, @ San Diego, 12/29/79
6	Greg Montgomery, @ Cincinnati, 1/6/91
6	Craig Hentrich, @ Baltimore, 1/3/04
6	Brett Kern, @ New England, 1/4/20
6	Brett Kern, @ Baltimore, 1/11/20

PUNTING YARDS

Longest Punt

66	Craig Hentrich, vs. Baltimore, 1/10/09
63	Craig Hentrich, @ Baltimore, 1/3/04
62	Brett Kern, @ New England, 1/13/18
59	Greg Montgomery, vs. Kansas City, 1/6/94
58	Brett Kern, @ New England, 1/4/20
57	Ode Burrell, @ Oakland, 12/21/69
57	Craig Hentrich, @ Indianapolis, 1/16/00
57	Brett Kern @ Kansas City, 1/6/18

Highest Average Yardage, Career (10 punts)

46.2	Brett Kern (34-1570)
42.6	Greg Montgomery (27-1149)
42.3	Ode Burrell (11-465)

Highest Average Yardage, Game (5 punts)

52.5	Brett Kern, @ Baltimore, 1/11/20 (6-315)
52.0	Craig Hentrich, @ Indianapolis, 1/16/00, (5-260)

48.6	Greg Montgomery, vs. Kansas City, 1/16/94 (5-243)
45.8	Brett Kern, @ New England, 1/4/20 (6-275)
45.6	Brett Kern, vs. Baltimore, 1/10/21 (5-228)
45.1	Brett Kern, @ New England, 1/13/18 (7-316)
44.7	Craig Hentrich, @ Baltimore, 1/3/04 (6-268)
44.6	Greg Montgomery, @ Buffalo, 1/1/89 (5-223)

INDIVIDUAL PLAYOFF RECORDS: PUNT RETURNS

PUNT RETURNS

Most Punt Returns, Career

21	Derrick Mason, 9 games
9	Richard Ellender, 3 games
5	Kenny Johnson, 2 games
5	Robert Woods, 2 games

Most Punt Returns, Game

6	Derrick Mason, @ Baltimore, 1/3/04
5	Derrick Mason, vs. Buffalo, 1/8/00
5	Richard Ellender, @ Denver, 12/23/79
4	Kenny Johnson, vs. Seattle, 1/3/88

PUNT RETURN YARDS

Most Yards Gained, Career

173	Derrick Mason, 9 games
75	Richard Ellender, 3 games
27	Kenny Johnson, 2 games
27	Bobby Gordon, 1 game

Most Yards Gained, Game

70	Derrick Mason, @ Baltimore, 1/3/04
49	Derrick Mason, @ Indianapolis, 1/16/00
42	Richard Ellender, @ Denver, 12/23/79
27	Bobby Gordon, vs. LA Chargers, 1/1/61
27	Kenny Johnson, vs. Seattle, 1/3/88

Longest Return

27	Bobby Gordon, vs. LA Chargers, 1/1/61
25	Richard Ellender, @ San Diego, 12/29/79
19	Derrick Mason, @ Indianapolis, 1/16/00
19	Gerald McNeil, @ Cincinnati, 1/6/91

Highest Average Gain, Career (5 returns)

8.3	Richard Ellender (9-75)
8.2	Derrick Mason (21-173)
5.4	Kenny Johnson (5-27)

Highest Average Gain, Game (3 returns)

16.3	Derrick Mason, @ Indianapolis, 1/16/00 (3-49)
11.7	Derrick Mason, @ Baltimore, 1/3/04 (6-70)
8.5	Richard Ellender, @ Denver, 12/23/79 (5-42)
6.8	Kenny Johnson, vs. Seattle, 1/3/88 (4-27)

INDIVIDUAL PLAYOFF RECORDS: KICKOFF RETURNS

KICKOFF RETURNS

Most Kickoff Returns, Career

17	Derrick Mason, 7 games
13	Allen Pinkett, 8 games
9	Bobby Jancik, 3 games
9	John Simon, 2 games
8	Justin McCareins, 4 games
7	Lorenzo White, 6 games

Most Kickoff Returns, Game

5	Derrick Mason, vs. St. Louis, 1/30/00
5	Bobby Jancik, vs. Dallas Texans, 12/23/62
5	John Simon, @ Oakland, 1/19/03
4	Adoree' Jackson, @ New England, 1/13/18

KICKOFF RETURN YARDS

Most Yards Gained, Career

492	Derrick Mason, 7 games
239	Bobby Jancik, 2 games
221	Allen Pinkett, 6 games

Most Yards Gained, Game

174	Derrick Mason, @ Jacksonville, 1/23/00
122	Derrick Mason, vs. St. Louis, 1/30/00



INDIVIDUAL PLAYOFF RECORDS: KICKOFF RETURNS

115	John Simon, @ Oakland, 1/19/03
100	Bobby Jancik, @ Oakland, 12/31/67
83	Adoree' Jackson, @ New England, 1/13/18

Longest Return

80t	Derrick Mason, @ Jacksonville, 1/23/00
48	Bobby Jancik, vs. Dallas Texans, 12/23/62
47	Derrick Mason, @ Indianapolis, 1/16/00

Highest Average Gain, Career (5 returns)

28.9	Derrick Mason, 7 games
26.6	Bobby Jancik, 2 games
22.3	John Simon, 2 games
21.0	Adoree' Jackson, 6 games
20.8	Robert Woods, 3 games

Highest Average Gain, Game (3 returns)

43.5	Derrick Mason, @ Jacksonville, 1/23/00 (4-174)
31.3	Derrick Mason, vs. Buffalo, 1/8/2000 (3-94)
29.0	Zeke Moore @ Oakland 12/31/67 (3-87)

TEAM PLAYOFF RECORDS: SCORING

TEAM POINTS

Most Points in a Game

38	@ Buffalo, 1/3/93 (Buffalo 41, Oilers 38)
34	vs. Pittsburgh, 1/11/03 (Titans 34, Steelers 31, OT)
33	@ Jacksonville, 1/23/00 (Titans 33, Jac 14)
31	@ New England, 12/31/78 (Oilers 31, New England 14)

Most Points in a Game, Opponent

56	@ Oakland, 12/21/69 (Oakland 56, Oilers 7)
41	@ Buffalo, 1/3/93 (Buffalo 41, Oilers 38 OT)
41	@ Cincinnati, 1/6/91 (Cincinnati 41, Oilers 14)
41	@ Oakland, 1/19/03 (Raiders 41, Titans 24)

Fewest Points in a Game

5	@ Pittsburgh, 1/7/79 (Pittsburgh 34, Oilers 5)
6	@ San Diego, 1/6/08 (SD 17, Titans 6)
7	Three times, last @ Oakland, 12/28/80 (Oakland 27, Oilers 7)

Fewest Points in a Game, Opponent

3	@ San Diego, 12/24/61 (Oilers 10, San Diego 3)
7	vs. Denver, 12/23/79 (Oilers 13, Denver 7)
9	@ Miami, 12/24/78 (Oilers 17, Miami 9)

Most Decisive Win

19	@ Jacksonville, 1/23/00 (Titans 33, Jacksonville 14)
----	--

17	@ New England, 12/31/78 (Oilers 31, N.E. 14)
16	@ Baltimore, 1/11/20 (Titans 28, Baltimore 12)
8	@ Miami, 12/24/78 (Oilers 17, Miami 9)
8	vs. LA Chargers, 1/1/61 (Oilers 24, LA Chargers 16)

Most Decisive Loss

49	@ Oakland, 12/21/69 (Oakland 56, Oilers 7)
33	@ Oakland, 12/31/67 (Oakland 40, Oilers 7)
29	@ Pittsburgh, 1/7/79 (Pittsburgh 34, Oilers 5)
21	@ New England, 1/13/18 (Patriots 35, Titans 14)

Most Points in a Game, Both Teams

79	@ Buffalo, 1/3/93 (Buffalo 41, Oilers 38 OT)
65	@ Oakland, 1/19/03 (Raiders 41, Titans 24)
65	vs. Pittsburgh, 1/11/03 (Titans 34, Steelers 31)
63	@ Oakland, 12/21/69 (Oakland 56, Oilers 7)
55	@ Cincinnati, 1/6/91 (Cincinnati 41, Oilers 14)
49	@ New England, 1/13/18 (Patriots 35, Titans 14)

Most Points, Each Half

1st	28, @ Buffalo, 1/3/93
2nd	23, @ Jacksonville, 1/23/00

Most Points, Each Half, Opponent

1st	35, @ Oakland, 12/21/69
2nd	35, @ Buffalo, 1/3/93

Most Points, Each Quarter

1st	14, @ Denver, 1/4/92, vs. Pittsburgh, 1/11/03
2nd	21, @ Buffalo, 1/3/93
	21, @ New England, 12/31/78
3rd	16, @ Jacksonville, 1/23/00
4th	14, vs Pittsburgh, 12/31/89
OT	3, vs. Pittsburgh, 1/11/03

Most Points, Each Quarter, Opponent

1st	28 @ Oakland, 12/21/69
2nd	21, @ New England, 1/13/18
3rd	28, @ Buffalo, 1/3/93
4th	21, vs Kansas City, 1/16/94

TEAM TOUCHDOWNS

Most Touchdowns in a Game

5	@ Buffalo, 1/3/93
---	-------------------

Most Touchdowns in a Game, Opponent

8	@ Oakland, 12/21/69
---	---------------------

Most Touchdowns in a Game, Both Teams

10	@ Buffalo, 1/3/93 (Buffalo 5, Oilers 5)
----	---

Fewest Touchdowns in a Game, Both Teams

1	@ San Diego, 12/21/61 (Oilers 1, San Diego 0)
---	---



TEAM PLAYOFF RECORDS: FIRST DOWNS

Most First Downs in a Game

29	vs. Pittsburgh, 1/11/03
28	@ Oakland, 1/19/03
27	vs. St. Louis, 1/30/00
27	@ Buffalo, 1/3/93
27	vs. Seattle, 1/3/88

Most First Downs in a Game, Opponent

31	@ New England, 1/13/18
29	@ Baltimore, 1/11/20
26	@ Denver, 1/4/92
25	@ San Diego, 12/29/79
25	@ Oakland, 1/19/03
24	@ Cincinnati, 1/6/91

Most First Downs in a Game, Both Teams

53	@ Oakland, 1/19/03 (Titans 28, Raiders 25)
50	vs. St. Louis, 1/30/00 (Titans 27, St. Louis 23)
50	vs. Pittsburgh, 1/11/03 (Titans 29, Steelers 21)
49	@ Denver, 1/4/92 (Denver 26, Oilers 23)
46	@ Buffalo, 1/3/93 (Oilers 27, Buffalo 19)
46	@ New England, 1/13/18 (Patriots 35, Titans 14)

Fewest First Downs in a Game

10	@ Pittsburgh, 1/7/79
11	@ Pittsburgh, 1/6/80
11	@ Oakland, 12/31/67
12	vs. Baltimore, 1/10/21

Fewest First Downs in a Game, Opponent

6	vs. Baltimore, 1/7/01
9	vs. Baltimore, 1/10/09
11	vs. Seattle, 1/3/88
12	@ Oakland, 12/28/80

Fewest First Downs in a Game, Both Teams

28	@ Oakland, 12/31/67 (Oakland 18, Oilers 10)
28	@ Baltimore, 1/3/04 (Titans 16, Ravens 12)
29	vs. Baltimore, 1/7/01 (Titans 23, Ravens 6)
29	vs. Buffalo, 1/8/00 (Titans 16, Bills 13)
30	vs. Baltimore, 1/10/09 (Titans 21, Ravens 9)

Most First Downs in a Game, Rushing

13	@ New England, 1/4/20
12	vs. St. Louis, 1/30/00

Most First Downs in a Game, Rushing, Opponent

15	@ Cincinnati, 1/6/91
----	----------------------

Most First Downs in a Game, Rushing, Both Teams

19	@ Cincinnati, 1/6/91 (Cincinnati 15, Oilers 4)
19	@ New England, 1/4/20 (Tennessee 13, New England 6)
19	@ Baltimore, 1/11/20 (Tennessee 9, Baltimore 10)

Fewest First Downs in a Game, Rushing

1	@ Oakland, 12/21/69
	vs. Baltimore, 1/10/21
3	@ New England, 1/13/18

Fewest First Downs in a Game, Rushing, Opponent

1	@ Baltimore, 1/3/04
1	vs. St. Louis, 1/30/00
1	vs. Seattle, 1/3/88

Fewest First Downs in a Game, Rushing, Both Teams

6	@ Oakland, 12/21/69 (Oakland 5, Oilers 1)
---	---

Most First Downs in a Game, Passing

18	@ Buffalo, 1/3/93
18	vs. Pittsburgh, 12/31/89
18	vs. Seattle, 1/3/88
18	vs. Pittsburgh, 1/11/03

Most First Downs in a Game, Passing, Opponent

20	@ New England, 1/13/18
18	vs. St. Louis, 1/30/00
18	@ Baltimore, 1/11/20
17	@ San Diego, 12/29/79

Most First Downs in a Game, Passing, Both Teams

31	vs. St. Louis, 1/30/00 (St. Louis 18, Titans 13)
31	@ Buffalo, 1/3/93 (Oilers 18, Buffalo 13)

31	@ New England, 1/13/18 (Patriots 20, Titans 11)
----	---

Fewest First Downs in a Game, Passing

3	@ Pittsburgh, 1/7/79
---	----------------------

Fewest First Downs in a Game, Passing, Opponent

4	vs. Baltimore, 1/7/01
5	vs. Dallas Texans, 12/23/62
5	vs. Baltimore, 1/10/09

Fewest First Downs in a Game, Passing, Both Teams

11	vs. Buffalo, 1/8/00 (Buffalo 6, Titans 5)
11	@ Oakland, 12/31/67 (Oakland 6, Oilers 5)

Most First Downs in a Game, Penalty

7	@ Oakland, 1/19/03
4	@ San Diego, 12/24/61

Most First Downs in a Game, Penalty, Opponent

5	vs. Pittsburgh, 1/11/03
4	vs. St. Louis, 1/30/00
4	@ Cleveland, 12/24/88
4	vs. Dallas Texans, 12/23/62

Most First Downs in a Game, Penalty, Both Teams

10	@ Oakland, 1/19/03 (Titans 7, Raiders 3)
6	vs. St. Louis, 1/30/00 (St. Louis 4, Titans 2)
6	vs. Pittsburgh, 1/11/03 (Steelers 5, Titans 1)
5	@ Buffalo, 1/1/89 (Buffalo 3, Oilers 2)
5	@ San Diego, 12/23/61 (Oilers 4, San Diego 1)

Fewest First Downs in a Game, Penalty, Both Teams

0	vs. Seattle, 1/3/88
0	@ Baltimore, 1/3/04
0	vs. Cincinnati, 1/22/22

TEAM PLAYOFF RECORDS: NET YARDS GAINED RUSHING AND PASSING

Most Yards Gained in a Game

437	vs. Seattle, 1/3/88
430	vs. Pittsburgh, 1/11/03
429	@ Buffalo, 1/3/93
422	@ Denver, 1/4/92

Most Yards Gained in a Game, Opponent

530	@ Baltimore, 1/11/20
438	@ New England, 1/13/18
436	vs. St. Louis, 1/30/00
418	@ Denver, 1/4/92
412	@ Oakland, 12/21/69

Most Yards Gained in a Game, Both Teams

840	@ Denver, 1/4/92
830	@ Baltimore, 1/11/20
803	vs. St. Louis, 1/30/00
795	@ Buffalo, 1/3/93

Fewest Yards Gained in a Game

142	@ Pittsburgh, 1/7/79
146	@ Oakland, 12/31/67
197	@ Oakland, 12/21/69

Fewest Yards Gained in a Game, Opponent

134	vs. Baltimore, 1/7/01
-----	-----------------------

209	@ Miami, 12/24/78
211	vs. Baltimore, 1/10/09
216	vs. Denver, 12/23/79

Fewest Yards Gained in a Game, Both Teams

413	vs. Buffalo, 1/8/00
451	vs. Baltimore, 1/7/01
498	vs. Denver, 12/23/79
510	@ Oakland, 12/31/67



TEAM PLAYOFF RECORDS: RUSHING

TEAM RUSHING ATTEMPTS

Most Rushing Attempts in a Game

54	@ New England, 12/31/78
50	vs. Seattle, 1/3/88
45	@ Miami, 12/24/78

Most Rushing Attempts in a Game, Opponent

54	vs. Dallas Texans, 12/23/62
48	@ Oakland, 12/31/67
47	@ Pittsburgh, 1/7/79

Fewest Rushing Attempts in a Game

13	@ Cincinnati, 1/6/91
16	@ New England, 1/13/18
19	@ Denver, 1/4/92
19	@ Oakland, 12/21/69

Fewest Rushing Attempts in a Game, Opponent

11	vs. Seattle, 1/3/88
13	vs. St. Louis, 1/30/00
16	@ Baltimore, 1/3/04
16	@ Kansas City, 1/6/18
17	@ Oakland, 1/19/03
18	vs. Cincinnati, 1/22/22

TEAM RUSHING YARDS

Most Yards Gained in a Game Rushing

217	@ Baltimore, 1/11/20
202	@ Kansas City, 1/6/18
201	@ New England, 1/4/20
197	@ Indianapolis, 1/16/00
178	vs. Seattle, 1/3/88
177	@ Jacksonville, 1/23/00
165	@ Baltimore, 1/3/04

Most Yards Gained in a Game Rushing, Opponent

263	@ Oakland, 12/31/67
236	vs. Baltimore, 1/10/21
199	vs. Dallas Texans, 12/23/62
187	@ Cincinnati, 1/6/91

Most Yards Gained in a Game Rushing, Both Teams

402	@ Baltimore, 1/11/20 (Titans 217, Ravens 185)
321	@ Jacksonville, 1/23/00 (Titans 177, Jaguars 144)
301	@ Oakland, 12/31/67 (Oakland 263, Oilers 38)
299	@ New England, 1/4/20 (Tennessee 201, New England 98)
297	vs. Dallas Texans, 12/23/62 (Dallas 199, Oilers 98)

Fewest Yards Gained in a Game Rushing

24	@ Pittsburgh, 1/6/80
28	@ Oakland, 12/21/69
38	@ Oakland, 12/31/67
51	vs. Baltimore, 1/10/21
65	@ New England, 1/13/18

Fewest Yards Gained in a Game Rushing, Opponent

29	vs. St. Louis, 1/30/00
29	vs. Seattle, 1/3/88
49	vs. Baltimore, 1/7/01
50	vs. Baltimore, 1/10/09
54	@ Baltimore, 1/3/04
61	@ Denver, 1/10/88
65	vs. Cincinnati, 1/22/22

Fewest Yards Gained in a Game Rushing, Both Teams

110	vs. Kansas City, 1/16/94 (K.C. 71, Oilers 39)
134	@ Denver, 1/10/88 (Oilers 73, Denver 61)
138	@ Oakland, 12/21/69 (Oakland 37, Oilers 19)

Highest Average Gain in a Game

6.5	@ Kansas City, 1/6/18
6.0	@ Indianapolis, 1/16/00
5.9	@ Baltimore, 1/11/20
5.2	@ Cincinnati, 1/6/91
5.2	vs. Cincinnati, 1/22/22

Highest Average Gain in a Game, Opponent

6.7	vs. Baltimore, 1/10/21
6.4	@ Baltimore, 1/11/20
6.3	vs. Jacksonville, 1/23/00
5.9	vs. Pittsburgh, 12/31/89

Lowest Average Gain in a Game

1.1	@ Pittsburgh, 1/6/80
-----	----------------------

Lowest Average Gain in a Game, Opponent

1.7	vs. Baltimore, 1/10/09
2.1	vs. Baltimore, 1/7/01
2.1	@ Denver, 1/10/88
2.1	@ San Diego, 1/6/08

TEAM PLAYOFF RECORDS: PASSING

TEAM PASSING ATTEMPTS

Most Passes Attempted in a Game

50	@ Buffalo, 1/3/93
47	vs. Baltimore, 1/7/01
46	@ Oakland, 12/21/69
46	vs. Dallas Texans, 12/23/62

Most Passes Attempted in a Game, Opponent

59	@ Baltimore, 1/11/20
53	@ New England, 1/13/18
47	@ San Diego, 12/29/79
45	vs. St. Louis, 1/30/00
43	@ Indianapolis, 1/16/00

Most Passes Attempted in a Game, Both Teams

90	@ New England, 1/13/18 (Patriots 53, Titans 37)
87	vs. Pittsburgh, 1/11/03 (Titans 45, Steelers 42)
84	@ Buffalo, 1/3/93 (Oilers 50, Buffalo 34)
81	vs. St. Louis, 1/30/00 (St. Louis 45, Titans 36)

81	vs. Kansas City, 1/16/94 (Oilers 43, K.C. 38)
81	vs. Pittsburgh, 12/31/89 (Oilers 48, Pitt 33)

Fewest Passes Attempted in a Game

15	@ Baltimore, 1/11/20
15	@ New England, 12/31/78
16	@ New England, 1/4/20
19	@ San Diego, 12/29/79
22	vs. Denver, 12/23/79
23	@ Baltimore, 1/3/04

Fewest Passes Attempted in a Game, Opponent

14	vs. Dallas Texans, 12/23/62
17	vs. Baltimore, 1/7/01
19	@ Pittsburgh, 1/7/79
22	@ Oakland, 12/21/69
22	vs. Baltimore, 1/10/09

Fewest Passes Attempted in a Game, Both Teams

45	@ Pittsburgh, 1/7/79 (Oilers 26, Pittsburgh 19)
----	---

46	vs. Buffalo, 1/8/00 (Titans 24, Buffalo 22)
49	vs. Denver, 12/23/79 (Denver 27, Oilers 22)
50	vs. Baltimore, 1/10/21 (Titans 26, Baltimore 24)

TEAM PASS COMPLETIONS

Most Passes Completed in a Game

36	@ Buffalo, 1/3/93
32	vs. Kansas City, 1/16/94
29	vs. Pittsburgh, 12/31/89

Most Passes Completed in a Game, Opponent

35	@ New England, 1/13/18
31	@ Baltimore, 1/11/20
29	@ Oakland, 1/19/03
28	vs. Cincinnati, 1/22/22
25	@ San Diego, 12/29/79
24	vs. St. Louis, 1/30/00
24	@ Kansas City, 1/6/18



Most Passes Completed in a Game, Both Teams

57	@ Buffalo, 1/3/93 (Oilers 36, Buffalo 21)
57	@ New England, 1/13/18 (Patriots 35, Mariota 22)
54	vs. Kansas City, 1/16/94 (Oilers 32, K.C. 22)
50	@ Oakland, 1/19/03 (Raiders 29, Titans 21)
49	vs. NY Jets, 12/29/91 (Oilers 28, NY Jets 21)

Fewest Passes Completed in a Game

7	@ Baltimore, 1/11/20
9	@ New England, 1/4/20
10	@ San Diego, 12/29/79
10	vs. Denver, 12/23/79
12	Twice, last @ Pittsburgh, 1/7/79

Fewest Passes Completed in a Game, Opponent

5	vs. Baltimore, 1/7/01
8	@ Oakland, 12/28/80
9	vs. Dallas Texans, 12/23/62
10	vs. Buffalo, 1/8/00
10	@ Oakland, 12/31/67

Fewest Passes Completed in a Game, Both Teams

23	vs. Buffalo, 1/8/00 (Titans 13, Buffalo 10)
23	@ Oakland, 12/28/80 (Oilers 15, Oakland 8)
23	@ Pittsburgh, 1/7/79 (Oilers 12, Pittsburgh 11)

24	vs. Denver, 12/23/79 (Denver 14, Oilers 10)
----	---

Highest Completion Percentage in a Game (20 attempts)

75.0	@ Denver, 1/4/92
------	------------------

Highest Completion Percentage in a Game, Opponent (20 att.)

75.7	vs. Cincinnati, 1/22/22
72.7	@ Kansas City, 1/6/18
70.8	vs. Baltimore, 1/10/21
70.7	@ Oakland, 1/19/03

Lowest Completion Percentage in a Game (20 attempts)

39.1	@ Oakland, 12/21/69
------	---------------------

Lowest Completion Percentage in a Game, Opponent (20 att.)

34.5	@ Oakland, 12/28/80
------	---------------------

TEAM PASSING YARDS**Most Yards Gained in a Game, Passing**

347	@ Buffalo, 1/3/93
338	@ Pittsburgh, 1/11/03
325	vs. Denver, 1/4/92
315	vs. Pittsburgh, 12/31/89

Most Yards Gained in a Game, Passing, Opponent

407	vs. St. Louis, 1/30/00
349	@ San Diego, 12/29/79
345	@ Baltimore, 1/11/20
337	@ New England, 1/13/18

317	vs. Denver, 12/23/79
-----	----------------------

Fewest Yards Gained in a Game, Passing

55	vs. Buffalo, 1/8/00
70	@ Pittsburgh, 1/7/79
71	@ New England, 1/4/20
83	@ Baltimore, 1/11/20
108	@ Oakland, 12/31/67

Fewest Yards Gained in a Game, Passing, Opponent

38	vs. Dallas Texans, 12/23/62
96	vs. Buffalo, 1/8/00
101	@ Oakland, 12/31/67

Fewest Yards Gained in a Game, Passing, Both Teams

151	vs. Buffalo, 1/8/00 (Buffalo 96, Titans 55)
209	@ Oakland, 12/31/67 (Oilers 108, Oakland 101)
251	vs. Denver, 12/23/79 (Oilers 147, Denver 104)

TEAM PLAYOFF RECORDS: SACKS**Most Sacks in a Game**

9	vs. Cincinnati, 1/22/22
6	vs. Denver, 12/23/79
6	vs. Dallas Texans, 12/23/62
6	@ San Diego, 12/24/61
6	vs. Buffalo, 1/8/00
5	vs. Baltimore, 1/10/21
4	Three times, last at Baltimore, 1/11/20

Most Sacks in a Game, Opponent

9	vs. Kansas City, 1/16/94
8	@ New England, 1/13/18
7	@ Oakland, 12/28/80
6	@ Oakland, 12/21/69

Most Sacks in a Game, Both Teams

11	vs. Kansas City, 1/16/94 (Oilers 9, Kansas City 2)
10	@ San Diego, 12/24/61 (Oilers 6, San Diego 4)
10	vs. Cincinnati, 1/22/22 (Titans 9, Cincinnati 1)
7	@ Pittsburgh, 1/7/79 (Oilers 5, Pittsburgh 2)
6	@ Kansas City, 1/6/18 (Titans 4, Kansas City 2)
6	vs. Baltimore, 1/10/21 (Titans 5, Baltimore 1)

Fewest Sacks in a Game, Both Teams

0	@ Denver, 1/4/92
---	------------------

TEAM PLAYOFF RECORDS: PUNTING**PUNTS****Most Punts in a Game**

11	@ Oakland, 12/21/69
11	@ Oakland, 12/31/67
9	@ Oakland, 12/28/80

Most Punts in a Game, Opponent

9	@ Oakland, 12/28/80
8	vs. Baltimore, 1/10/09
8	@ Baltimore, 1/3/04

8	vs. Baltimore, 1/7/01
8	vs. Buffalo, 1/8/00
8	vs. Dallas Texans, 12/23/62
7	@ Indianapolis, 1/16/00
7	vs. Seattle, 1/3/88

Most Punts in a Game, Both Teams

18	@ Oakland, 12/28/80 (Oilers 9, Oakland 9)
16	@ Oakland, 12/21/69 (Oilers 11, Oakland 5)

15	vs. Buffalo, 1/8/00 (Buffalo 8, Titans 7)
15	@ Oakland, 12/31/67 (Oilers 11, Oakland 4)
14	@ Baltimore, 1/3/04 (Titans 6, Ravens 8)



TEAM PLAYOFF RECORDS: PUNTING

TEAM PUNTING AVERAGE

Highest Average Distance in a Game (4 Punts)

53.3	vs. Baltimore, 1/10/09
52.5	@ Baltimore, 1/11/20
52.0	@ Indianapolis, 1/16/00
45.8	@ New England, 1/4/20
45.6	vs. Baltimore, 1/10/21

45.1	@ New England, 1/13/18
44.3	@ Baltimore, 1/3/04
44.0	@ Oakland, 12/28/80

Highest Average Distance in a Game, Opponent (4 punts)

50.0	@ Kansas City, 1/6/18
48.8	@ Baltimore, 1/3/04
48.6	@ Indianapolis, 1/16/00

46.0	@ New England, 1/4/20
45.3	@ Jacksonville, 1/23/00
45.2	vs. Denver, 12/23/79

TEAM PLAYOFF RECORDS: INTERCEPTIONS

Most Interceptions in a Game

6	@ San Diego, 12/24/61
5	@ Pittsburgh, 1/7/79
5	vs. Dallas Texans, 12/23/62

Most Interceptions in a Game, Opponent

5	@ San Diego, 12/29/79
4	@ San Diego, 12/24/61
3	Six times, last vs. Cincinnati, 1/22/22

Most Interceptions in a Game, Both Teams

10	@ San Diego, 12/24/61 (Oilers 6, San Diego 4)
7	@ Pittsburgh, 1/7/79 (Oilers 5, Pittsburgh 2)
6	Twice, last @ San Diego, 12/29/79 (San Diego 5, Oilers 1)
5	@ Baltimore, 1/3/04 (Titans 3, Ravens 2)

Fewest Interceptions in a Game

0	11 times, last @ New England, 1/13/18
---	---------------------------------------

Fewest Interceptions in a Game, Opponents

0	11 times, last @ Baltimore, 1/11/20
---	-------------------------------------

Fewest Interceptions in a Game, Both Teams

0	Five times, last @ New England 1/13/18
1	Seven times, last @ Kansas City, 1/6/18

TEAM PLAYOFF RECORDS: FUMBLES

TEAM FUMBLES

Most Fumbles in a Game

7	vs. Kansas City, 1/16/94
6	@ Pittsburgh, 1/7/79
5	Four times, last vs. Baltimore, 1/10/09

Most Fumbles in a Game, Opponent

6	@ Pittsburgh, 1/7/79
5	@ Jacksonville, 1/23/00
3	@ Denver, 1/4/92
3	@ Oakland, 12/21/69
3	@ Oakland, 1/19/03

Most Fumbles in a Game, Both Teams

12	@ Pittsburgh, 1/7/79 (Oilers 6, Pittsburgh 6)
----	---

10	@ Jacksonville, 1/23/00 (Titans 5, Jacksonville 5)
7	vs. Baltimore, 1/10/09 (Titans 5, Baltimore 2)
7	vs. Kansas City, 1/16/94 (Oilers 7, Kansas City 0)
7	vs. San Diego, 12/24/61 (Oilers 5, San Diego 2)

TEAM FUMBLES LOST

Most Fumbles Lost in a Game

4	@ Pittsburgh, 1/7/79
3	@ Jacksonville, 1/23/00
2	Nine times, last vs. Baltimore, 1/10/09

Most Fumbles Lost in a Game, Opponent

4	@ Jacksonville, 1/23/00
---	-------------------------

3	@ Pittsburgh, 1/7/79
2	@ Miami, 12/24/78
2	vs. San Diego, 12/24/61

Most Fumbles Lost in a Game, Both Teams

7	@ Pittsburgh, 1/7/79 (Oilers 4, Pittsburgh 3)
7	@ Jacksonville, 1/23/00 (Jacksonville 4, Titans 3)
3	Six times, last @ Oakland, 1/19/03



TEAM PLAYOFF RECORDS: PENALTIES

PENALTIES

Most Penalties in a Game

13	@ Denver, 1/4/92
12	vs. Baltimore, 1/10/09
11	@ Cleveland, 12/24/88
10	@ New England, 1/13/18

Most Penalties in a Game, Opponent

14	@ Oakland, 12/28/80
14	@ Oakland, 1/19/03
10	vs. Buffalo, 1/8/00
10	@ San Diego, 12/24/61

Most Penalties in a Game, Both Teams

22	@ Oakland, 12/28/80 (Oakland 14, Oilers 8)
21	@ Oakland, 1/19/03 (Oakland 14, Titans 7)
20	@ Cleveland, 12/24/88 (Oilers 11, Cleveland 9)
20	vs. Baltimore, 1/10/09 (Titans 12, Baltimore 8)

Fewest Penalties in a Game

2	vs. Cincinnati, 1/22/22
2	vs. Baltimore, 1/10/21
2	vs. Buffalo, 1/8/00
2	@ Pittsburgh, 1/6/80
2	vs. Denver, 12/23/79
2	@ New England, 12/31/78

Fewest Penalties in a Game, Opponent

1	@ Miami, 12/24/78
2	@ New England, 1/10/04
3	@ New England, 1/4/20
3	vs. Seattle, 1/3/88
3	vs. LA Chargers, 1/1/61

Fewest Penalties in a Game, Both Teams

6	@ Miami, 12/24/78 (Oilers 5, Miami 1)
7	Four times, last vs. Baltimore, 1/10/21 (Titans 2, Baltimore 5)

YARDS PENALIZED

Most Yards Penalized in a Game

118	@ Cleveland, 12/24/88
92	vs. Pittsburgh, 1/11/03
89	vs. Baltimore, 1/10/09
85	@ Denver, 1/4/92

Most Yards Penalized in a Game, Opponent

127	@ Oakland, 1/19/03
106	@ San Diego, 12/24/61
100	@ Jacksonville, 1/23/00
92	@ New England, 12/24/78

Most Yards Penalized in a Game, Both Teams

193	@ Cleveland, 12/24/88 (Oilers 118, Cleveland 75)
-----	--

187	@ Oakland, 1/19/03 (Raiders 127, Titans 60)
174	@ San Diego, 12/24/61 (San Diego 106, Oilers 68)
155	Twice, last @ Denver, 1/4/92 (Oilers 85, Den. 70)

Fewest Yards Penalized in a Game

10	vs. Baltimore, 1/10/21
10	@ Pittsburgh, 1/6/80
12	vs. Buffalo, 1/8/00
15	vs. Cincinnati, 1/22/22
19	vs. Denver, 12/23/79

Fewest Yards Penalized in a Game, Opponent

5	@ Miami, 12/24/78
14	@ New England, 1/10/04
15	vs. LA Chargers, 1/1/61
20	vs. Seattle, 1/3/88

Fewest Yards Penalized in a Game, Both Teams

42	@ Miami, 12/24/78 (Oilers 37, Miami 5)
44	@ Pittsburgh, 1/6/80 (Pittsburgh 34, Oilers 10)
45	vs. Seattle, 1/3/88 (Oilers 25, Seattle 20)

BIG DAYS/PLAYOFFS (300 YDS PASSING, 100 YDS RUSHING, 100 YDS RECEIVING)

PASSING

371	Warren Moon @ Buffalo	Jan. 3, 1993	(36 of 50)
338	Steve McNair vs. Pittsburgh	Jan. 11, 2003	(27 of 44)
325	Warren Moon @ Denver	Jan. 4, 1992	(27 of 36)
315	Warren Moon vs. Pittsburgh	Dec. 31, 1989	(29 of 48)
306	Dan Pastorini @ Miami	Dec. 24, 1978	(20 of 29)
306	Warren Moon vs. Kansas City	Jan. 16, 1994	(32 of 43)
301	George Blanda vs. Los Angeles	Jan. 1, 1961	(16 of 32)

RUSHING

195	Derrick Henry @ Baltimore	Jan. 11, 2020	(30 carries)
182	Derrick Henry @ New England	Jan. 4, 2020	(34 carries)
162	Eddie George @ Indianapolis	Jan. 16, 2000	(26 carries)
156	Derrick Henry @ Kansas City	Jan. 6, 2018	(23 carries)
118	Earl Campbell @ New England	Dec. 31, 1978	(27 carries)
106	Eddie George vs. Buffalo	Jan. 8, 2000	(29 carries)

RECEIVING

142	A.J. Brown vs. Cincinnati	Jan. 22, 2022	(5 receptions)
136	Ernest Givins vs. Pittsburgh	Dec. 31, 1989	(11 receptions)
135	Justin Gage vs. Baltimore	Jan. 10, 2009	(10 receptions)
128	Billy Cannon vs. Los Angeles	Jan. 1, 1961	(3 receptions)
123	Frank Wycheck vs. Pittsburgh	Jan. 11, 2003	(10 receptions)
117	Ernest Givins @ Buffalo	Jan. 3, 1993	(9 receptions)
112	Mike Barber @ Miami	Dec. 24, 1978	(4 receptions)
111	Ernest Givins @ Denver	Jan. 4, 1992	(6 receptions)
103	Ken Burrough @ Miami	Dec. 24, 1978	(6 receptions)

CAREER 300-YARD PASSING PLAYOFF GAMES

No.	Player	W-L
4	Warren Moon	0-4
1	George Blanda	1-0
1	Dan Pastorini	1-0
1	Steve McNair	1-0

CAREER 100-YARD RUSHING PLAYOFF GAMES

No.	Player	W-L
3	Derrick Henry	3-0
2	Eddie George	2-0
1	Earl Campbell	1-0

CAREER 100-YARD RECEIVING PLAYOFF GAMES

No.	Player	W-L
3	Ernest Givins	0-3
1	Mike Barber	1-0
1	A.J. Brown	0-1
1	Ken Burrough	1-0
1	Billy Cannon	1-0
1	Justin Gage	0-1
1	Frank Wycheck	1-0



PLAYOFF GAME SUMMARIES

AFL CHAMPIONSHIP GAME – 1960
Houston 24, Los Angeles Chargers 16
January 1, 1961 • Jeppesen Stadium

One sensational play by rookie halfback Billy Cannon, the previous season's Heisman Trophy winner, was the difference, as the Houston Oilers defeated the Los Angeles Chargers 24-16 in the first AFL Championship game. The Chargers took the early lead on two field goals by Ben Agajanian, but QB George Blanda brought the Oilers back, throwing a 17-yard touchdown pass to Dave Smith and kicking an 18-yard field goal, which put Houston ahead 10-9 at halftime. The teams exchanged touchdowns in the third quarter, with Blanda throwing a seven-yard scoring pass to Bill Groman and Chargers halfback Paul Lowe pounding over from the 2. Protecting a one-point lead in the fourth quarter and facing a third-and-nine at the Houston 12, Blanda threw a short pass to Cannon, who broke a tackle and outran the Chargers' secondary to complete an 88-yard scoring play. In the final minute of the game, the Chargers drove down the field, reaching the Houston 22. However, the Oilers held on fourth down for the title.

Los Angeles 6 3 7 0 16
Houston 0 10 7 7 24

TEAM	SCORING PLAY	QTR-INTO
Chargers	Agajanian 38 yd. field goal	1-10:58
Chargers	Agajanian 22 yd. field goal	1-6:44
Oilers	Smith 17 yd. pass from Blanda (Blanda kick)	2-11:09
Oilers	Blanda 18 yd. field goal	2-5:15
Chargers	Agajanian 27 yd. field goal	2-0:09
Oilers	Groman 7 yd. pass from Blanda (Blanda kick)	3-N/A
Chargers	Lowe 2 yd. run (Agajanian, kick)	3-N/A
Oilers	Cannon 88 yd. pass from Blanda (Blanda kick)	4-N/A

Missed FG: N/A
Attendance: 32,183

	Chargers	Oilers
First downs	21	17
Total yards	333	401
Rushing yards	162	100
Passing yards	171	301
Passes-comp.-Int.	41-21-2	32-16-0
Punts-avg.	4-41.0	5-34.0
Punt return yards	2-42	0-0
Kickoff return yards	5-123	5-128
Fumbles-lost	2-0	0-0
Penalties-yards	3-15	4-54

RUSHING									
OILERS	Att	Yds	Lg	TD	CHARGERS	Att	Yds	Lg	TD
Cannon	18	50	NA	0	Lowe	21	165	NA	1
Smith	19	45	NA	0	Kemp	6	19	NA	0
Hall	3	5	NA	0	Ferguson	4	14	NA	0
					Ford	2	5	NA	0
TOTALS	40	100	NA	0	TOTALS	35	162	NA	1

PASSING									
OILERS	Att	Cmp	Yds	TD-I	CHARGERS	Att	Cmp	Yds	TD-I
Blanda	31	16	301	3-0	Kemp	41	21	171	0-2
Cannon	1	0	0	0-0					
TOTALS	32	16	301	3-0	TOTALS	41	21	171	0-2

RECEIVING									
OILERS	Rec	Yds	Lg	TD	CHARGERS	Rec	Yds	Lg	TD
Smith	5	52	NA	1	Norton	6	55	NA	0
Cannon	3	128	NA	1	Lowe	3	35	NA	0
Carson	1	13	NA	0	Womble	6	23	NA	0
Hennigan	4	71	NA	0	Kocourek	3	57	NA	0
Groman	3	37	NA	1	Ferguson	2	29	NA	0
					Flowers	1	6	NA	0
TOTALS	16	301	NA	3	TOTALS	21	171	NA	0

AFL CHAMPIONSHIP GAME – 1961
Houston 10, San Diego Chargers 3
Dec. 24, 1961 • Balboa Stadium

The Houston Oilers defeated the San Diego Chargers 10-3 to win their second consecutive AFL title. In a game marked by turnovers, Houston had seven and San Diego six. The only score of the first half came on a 46-yard field goal by George Blanda, which followed a nine-yard San Diego punt. In the third quarter, the Oilers put together the only sustained drive of the game, moving 80 yards. With a third-and-five at the San Diego 35, Blanda rolled to his right and found Billy Cannon open at the 17. Cannon jumped to make the catch, shrugged off a would-be tackler, and motored into the end zone for a touchdown that put Houston up 10-0. The Chargers scored early in the fourth quarter on a 12-yard field goal by George Blair, but they could not get on the scoreboard again.

San Diego 0 0 0 3 3
Houston 0 3 7 0 10

TEAM	SCORING PLAY	QTR
Oilers	Blanda 46 yd. field goal	2
Oilers	Cannon 35 yd. pass from Blanda (Blanda kick)	3
Chargers	Blair 12 yd. field goal	4

Missed FG: N/A
Attendance: 29,556

	Chargers	Oilers
First downs	15	18
Total yards	482	416
Rushing yards	79	96
Passing yards	177	160
Passes-comp.-Int.	31-17-4	41-18-6
Punts-avg.	6-33.3	4-41.5
Punt return yards	1-16	0-0
Kickoff return yards	2-50	0-0
Fumbles-lost	2-2	5-1
Penalties-yards	10-106	5-68
Field goals made-att	1-1	1-1

RUSHING									
OILERS	Att	Yds	Lg	TD	CHARGERS	Att	Yds	Lg	TD
Cannon	15	48	22	0	Lincoln	3	7	4	0
Tolar	16	52	20	0	Lowe	5	30	12	0
Blanda	2	4	1	0	Roberson	8	37	23	0
					Kemp	4	5	17	0
TOTALS	33	96	22	0	TOTALS	20	79	23	0

PASSING									
OILERS	Att	Cmp	Yds	TD-I	CHARGERS	Att	Cmp	Yds	TD-I
Blanda	40	18	160	1-5	Kemp	32	17	226	0-4
Groman	1	0	0	0-1					
TOTALS	41	18	160	1-6	TOTALS	32	17	226	0-4

RECEIVING									
OILERS	Rec	Yds	Lg	TD	CHARGERS	Rec	Yds	Lg	TD
Cannon	5	53	35	1	Lincoln	1	3	3	0
Tolar	2	2	8	0	Roberson	1	11	11	0
Groman	3	32	19	0	Kocourek	7	123	40	0
Hennigan	5	43	14	0	Norton	3	48	28	0
Dewveall	2	10	11	0	Flowers	2	17	9	0
McLeod	1	20	20	0	Scarpitto	1	9	9	0
					Hayes	1	5	5	0
TOTALS	18	160	35	1	TOTALS	17	226	40	0

* Some game summaries in this section from *Total Football* and *NFL Record & Fact Book*.



PLAYOFF GAME SUMMARIES

AFL CHAMPIONSHIP GAME – 1962
Dallas 20, Houston 17 (2 OT)
Dec. 23, 1962 • Jeppesen Stadium

In what was at the time the longest game in the history of professional football, the Dallas Texans dethroned the two-time defending AFL champion Houston Oilers when Tommy Brooker kicked a 25-yard field goal after 2:54 of the sixth quarter, or 17:54 of sudden-death overtime. The Texans led 17-0 after two quarters, but the Oilers, tied it up with 17 second-half points. The overtime started with a potentially damaging gaffe by Dallas captain Abner Haynes, who had already scored twice, but who won the toss and then elected to 'kick to the clock'. What Haynes wanted was the strong wind behind his team, but, by saying kick first, it gave the Oilers the chance to decide which end to take, and they, needless to say, chose to have the wind behind them. As it turned out, it didn't matter. After an interception near the end of the first overtime period, the Texans took over. Two big plays by fullback Jack Spikes put the ball at the Houston 19, and, on fourth-and-nine, Brooker ended the contest.

Dallas 3	14	0	0	0	3	20
Houston 0	0	7	10	0	0	17

TEAM	SCORING PLAY	QTR-INTO
Dallas	Brooker 16 yd. field goal	1-4:21
Dallas	Haynes 28 yd. pass from Dawson (Brooker kick)	2-14:31
Dallas	Haynes 2 yd. run (Brooker, kick)	2-3:31
Houston	Dewveall 15 yd. pass from Blanda (Blanda kick)	3-11:51
Houston	Blanda 31 yd. field goal	4-11:09
Houston	Tolar 1 yd. run (Blanda kick)	4-5:51
Dallas	Brooker 25 yd. field goal	6-12:05

Attendance: 37,081

	Texans	Oilers
First downs	19	21
Total yards	287	359
Rushing yards	199	98
Passing yards	88	261
Passes-comp.-Int.	14-9-0	46-23-5
Punts-avg.	8-31.2	3-39.3
Punt return yards	1-0	1-0
Kickoff return yards	4-86	5-139
Fumbles-lost	1-1	1-1
Penalties-yards	10-73	5-47
Field goals made-att	2-1	0-0

RUSHING									
OILERS	Att	Yds	Lg	TD	TEXANS	Att	Yds	Lg	TD
Tolar	17	58	12	1	Spikes	11	77	33	0
Cannon	11	37	7	0	McClinton	24	70	8	0
Smith	2	3	4	0	Dawson	5	26	11	0
					Haynes	14	26	14	0
TOTALS	30	98	12	1	TOTALS	54	199	33	0

PASSING									
OILERS	Att	Cmp	Yds	TD-I	TEXANS	Att	Cmp	Yds	TD-I
Blanda	46	23	261	1-5	Dawson	14	9	88	1-0
TOTALS	46	23	261	1-5	TOTALS	14	9	88	1-0

RECEIVING									
OILERS	Rec	Yds	Lg	TD	TEXANS	Rec	Yds	Lg	TD
Hennigan	3	37	19	0	Haynes	3	45	28	1
Tolar	1	8	8	0	Spikes	2	24	14	0
McLeod	5	70	21	0	Arbanas	2	21	12	0
Cannon	6	54	21	0	Bishop	1	0	0	0
Dewveall	6	95	24	1	McClinton	1	4	4	0
Jamison	1	9	9	0					
Smith	1	6	6	0					
TOTALS	23	261	24	1	TOTALS	9	88	28	1

AFL CHAMPIONSHIP GAME – 1967
Oakland 40, Houston 7
Dec. 31, 1967 • Alameda County Coliseum

Big plays before and after halftime broke open a tight game, as the Raiders won their first AFL title with a 40-7 victory against Houston. The Raiders led 10-0 in the final minutes of the half, the big play a 69-yard touchdown run by Hewritt Dixon. The Raiders lined up for a field goal attempt from the Houston 17, but instead quarterback Daryle Lamonica took the snap and threw to a wide open Dave Kocourek for a touchdown with 18 seconds remaining to build the lead to 17-0. The Oilers hoped for a big play to open the second half, and they got it, but it was in favor of the Raiders. Zeke Moore fumbled the kickoff and Oakland recovered deep in Houston territory, leading to Lamonica's one-yard quarterback sneak. In the next two quarters, George Blanda kicked three field goals, to give him 16 points for the day, and Lamonica threw a touchdown pass to Bill Miller.

Oakland 3	14	10	13	40
Houston 0	0	0	7	7

TEAM	SCORING PLAY	QTR
Oakland	Blanda 37 yd. field goal	1
Oakland	Dixon 69 yd. run (Blanda kick)	2
Oakland	Kocourek 17 yd. pass from Lamonica (Blanda kick)	2
Oakland	Lamonica 1 yd. run (Blanda kick)	3
Oakland	Blanda 40 yd field goal	3
Oakland	Blanda 42 yd. field goal	4
Houston	Frazier 5 yd. pass from Beathard (Wittenborn kick)	4
Oakland	Blanda 36 yd. field goal	4
Oakland	Miller 12 yd. pass from Lamonica (Blanda kick)	4

Attendance: 53,330

	Raiders	Oilers
First downs	18	11
Total yards	364	146
Rushing yards	263	38
Passing yards	101	108
Passes-comp.-Int.	26-10-0	35-15-1
Punts-avg.	4-44.3	11-38.6
Fumbles-lost	0-0	4-2
Penalties-yards	4-69	7-45

RUSHING									
OILERS	Att	Yds	Lg	TD	RAIDERS	Att	Yds	Lg	TD
Granger	14	19	NA	0	Dixon	21	144	NA	1
Campbell	6	15	NA	0	Banaszak	15	116	NA	0
Blanks	1	6	6	0	Lamonica	5	22	NA	1
Beathard	1	-2	-2	0	Hagberg	2	-1	NA	0
TOTALS	22	38	NA	0	TOTALS	43	281	NA	2

PASSING									
OILERS	Att	Cmp	Yds	TD-I	RAIDERS	Att	Cmp	Yds	TD-I
Beathard	35	15	142	1-1	Lamonica	24	10	111	2-0
					Blanda	2	0	0	0-0
TOTALS	35	15	142	1-1	TOTALS	26	10	111	2-0

RECEIVING									
OILERS	Rec	Yds	Lg	TD	RAIDERS	Rec	Yds	Lg	TD
Frazier	7	81	NA	1	Miller	3	32	NA	1
Reed	4	60	NA	0	Cannon	2	31	NA	0
Campbell	2	5	NA	0	Biletnikoff	2	19	NA	0
Taylor	1	6	NA	0	Kocourek	1	17	17	1
TOTALS	14	151	NA	1	TOTALS	8	99	17	2



PLAYOFF GAME SUMMARIES

AFL PLAYOFF GAME – 1969
Oakland 56, Houston 7
Dec. 21, 1969 • Alameda County Coliseum

Oakland scored four touchdowns in 4:22 of the first quarter, as the Raiders jumped to a quick 28-0 lead on the way to a 56-7 victory over the Oilers. The key figure was quarterback Daryle Lamonica, who threw six touchdown passes. On their second possession, the Raiders moved 50 yards in five plays, with Lamonica throwing a 13-yard scoring pass to Fred Biletnikoff. On the first play after the kickoff, George Atkinson intercepted Pete Beathard's pass and returned it 57 yards for a score. The Oilers again lost the ball the first play after the kickoff, as Hoyle Granger fumbled and Carleton Oats recovered at the Houston 24. On first down, Lamonica hit Rod Sherman for a touchdown. Following the next kickoff, Houston again fumbled - this time by Beathard on the fourth play - and Tom Keating recovered. Again it took the Raiders one play to score, Lamonica finding Biletnikoff for the touchdown.

Oakland 25 7 14 7 56
Houston 0 0 0 7 7

TEAM	SCORING PLAY	QTR-INTO
Raiders	Biletnikoff 13 yd. pass from Lamonica (Blanda kick)	1-6:33
Raiders	Atkinson 57 yd. interception return (Blanda kick)	1-7:26
Raiders	Sherman 24 yd. pass from Lamonica (Blanda kick)	1-8:32
Raiders	Biletnikoff 31 yd. pass from Lamonica (Blanda kick)	1-10:55
Raiders	Smith 60 yd. pass from Lamonica (Blanda kick)	2-9:12
Raiders	Sherman 23 yd. pass from Lamonica (Blanda kick)	3-9:49
Raiders	Cannon 3 yd. pass from Lamonica (Blanda kick)	3-14:49
Oilers	Reed 8 yd. pass from Beathard (Gerela kick)	4-6:17
Raiders	Hubbard 4 yd. run (Blanda kick)	4-12:35

Missed FG: None
Attendance: 53,539

	Raiders	Oilers
First downs	17	14
Total yards	412	197
Rushing yards	110	28
Passing yards	302	169
Passes-comp.-Int.	22-14-3	46-18-3
Punts-avg.	5-42.0	11-41.4
Punt return yards	3-27	2-4
Kickoff return yards	2-64	7-130
Fumbles-lost	3-1	3-2
Penalties-yards	7-63	3-48

RUSHING									
OILERS	Att	Yds	Lg	TD	RAIDERS	Att	Yds	Lg	TD
Granger	14	29	9	0	Dixon	13	48	17	0
Campbell	1	0	0	0	Smith	8	3	3	0
Levias	1	4	4	0	Hubbard	6	19	5	1
Beathard	3	-5	3	0	Todd	8	31	30	0
					Hagberg	2	9	5	0
TOTALS	19	28	9	0	TOTALS	37	110	30	1

PASSING									
OILERS	Att	Cmp	Yds	TD-I	RAIDERS	Att	Cmp	Yds	TD-I
Beathard	46	18	209	1-3	Lamonica	17	13	276	6-1
					Blanda	5	1	33	0-2
TOTALS	46	18	209	1-3	TOTALS	22	14	309	6-3

RECEIVING									
OILERS	Rec	Yds	Lg	TD	RAIDERS	Rec	Yds	Lg	TD
Bierne	5	48	12	0	Biletnikoff	3	70	31	2
Reed	7	81	18	1	Sherman	4	60	24	2
Granger	3	31	24	0	Smith	4	103	60	1
Haik	2	42	29	0	Todd	1	40	40	0
Levias	1	7	7	0	Hubbard	1	33	33	0
					Cannon	1	3	3	1
TOTALS	18	209	29	1	TOTALS	14	309	60	6

AFC WILD CARD GAME – 1978
Houston 17, Miami 9
Dec. 24, 1978 • Orange Bowl

The Oilers, making their first postseason appearance since 1969, advanced to the divisional playoffs on a brilliant passing performance by Dan Pastorini, who completed 20 of 29 passes for 306 yards and one touchdown. The two AFC wild card teams were locked in a 7-7 tie until midway through the fourth quarter. But Pastorini then completed all four of his passes in a 53-yard drive that set up Toni Fritsch's 35-yard field goal for a 10-7 lead with 7:25 left. One play after the ensuing kickoff, Gregg Bingham intercepted a Bob Griese pass and the Oilers drove 50 yards in 10 plays (9 on the ground) for Earl Campbell's clinching touchdown from the one-yard line. Griese completed 11 of 28 passes. Campbell, the NFL's leading rusher during regular season with 1,450 yards, gained 84 yards on 26 carries.

Miami 7 0 0 2 9
Houston 7 0 0 10 17

TEAM	SCORING PLAY	QTR-INTO
Dolphins	Tollman 13 yd. pass from Griese (Yepremian kick)	1-9:58
Oilers	Wilson 13 yd. pass from Pastorini (Fritsch kick)	1-14:57
Oilers	Fritsch 27 yd. field goal	4-5:18
Oilers	Campbell 1 yd. run (Fritsch kick)	4-5:10
Dolphins	Safety	4-14:49

Missed FG: Yepremian missed FG, Bokamper FG blocked
Attendance: 70,036

	Dolphins	Oilers
First downs	14	23
3rd-down conversion-att	5-12-42%	8-16-50%
Total yards	209	455
Rushing yards	91	165
Passing yards	118	290
Passes-comp.-Int.	30-12-3	30-20-0
Punts-avg.	5-48.6	5-44.0
Punt return yards	1-24	3-11
Kickoff return yards	5-109	2-55
Fumbles-lost	2-2	3-1
Penalties-yards	1-5	5-37
Field goals made-att	0-1	1-2
Time of possession	24:17	35:43

RUSHING									
OILERS	Att	Yds	Lg	TD	DOLPHINS	Att	Yds	Lg	TD
Campbell	26	84	20	1	Williams	13	41	9	0
Wilson	14	76	21	0	Harris	9	43	9	0
Coleman	1	2	2	0	Bulaich	2	0	0	0
Poole	1	12	12	0	Moore	1	7	7	0
Pastorini	3	-9	-3	0					
TOTALS	45	165	21	1	TOTALS	25	91	9	0

PASSING									
OILERS	Att	Cmp	Yds	TD-I	DOLPHINS	Att	Cmp	Yds	TD-I
Pastorini	29	20	306	1-0	Griese	28	1	114	1-2
Barber	1	0	0	0-0	Strock	2	1	23	0-1
TOTALS	30	20	306	1-0	TOTALS	30	12	137	1-3

RECEIVING									
OILERS	Rec	Yds	Lg	TD	DOLPHINS	Rec	Yds	Lg	TD
Wilson	5	40	13	1	Harris	4	42	19	0
Caster	1	11	11	0	Williams	1	8	8	0
Barber	4	112	55	0	Tillman	2	24	13	1
Burrough	6	103	53	0	Harris	1	21	21	0
Coleman	1	5	5	0	Bulaich	2	14	9	0
Woods	2	22	16	0	Moore	2	28	23	0
Campbell	1	13	13	0					
TOTALS	20	306	55	1	TOTALS	12	137	23	1

INDIVIDUAL DEFENSE (press box stats)

OILERS – Leading Tackler: Currier 6-2-8, Kiner 5-3-8. Sacks: Washington 1, Bethea 1. Int.: Stemrick 1, Reinfeldt 1, Bingham 1. FR: Washington 1.
DOLPHINS – Leading Tackler: Babb 7-4-11, Baumhower 8-3-11. Sacks: Bokamper 2. Int.: None. FR: Rhone 1.



PLAYOFF GAME SUMMARIES

AFC DIVISIONAL PLAYOFF GAME – 1978 Houston 31, New England 14 December 31, 1978 • Schaefer Stadium

Houston captured its second straight postseason road victory and advanced into its first AFC championship game with an impressive win over New England, the AFC East champion. Houston quarterback Dan Pastorini completed 10 of 13 passes for 184 yards and three touchdowns as the Oilers jumped to a 21-0 halftime lead. After a scoreless first period, Pastorini hit wide receiver Ken Burrough on a 71-yard touchdown pass and connected with tight end Mike Barber on 19- and 13-yard touchdown strikes. New England narrowed the gap to 24-14 early in the final quarter on two scoring passes- a 24-yard option toss from running back Andy Johnson to wide receiver Harold Jackson and another 24-yard pass from backup quarterback Tom Owen to tight end Russ Francis. Linebacker Gregg Bingham's 19-yard interception return to New England's 18-yard line with 5:07 remaining stopped the Patriots' rally and set up running back Earl Campbell's two-yard touchdown run three plays later.

New England	0	0	7	7	14
Houston	0	21	3	7	31

TEAM	SCORING PLAY	QTR-INTO
Oilers	Burrough 71 yd. pass from Pastorini (Fritsch kick)	2-1:35
Oilers	Barber 19 yd. pass from Pastorini (Fritsch kick)	2-8:12
Oilers	Barber 13 yd. pass from Pastorini (Fritsch kick)	2-14:35
Oilers	Fritsch 30 yd. field goal	3-7:56
Patriots	Jackson 24 yd. pass from Johnson (Posey kick)	3-14:43
Patriots	Francis 24 yd. pass from Owen (Posey kick)	4-5:43
Oilers	Campbell 2 yd. run (Fritsch kick)	4-11:19

Missed FG: Posey 43WR
Attendance: 60,881

	Patriots	Oilers
First downs	15	21
3rd-down conversion-att	6-13-46%	11-17-65%
Total yards	263	344
Rushing yards	83	174
Passing yards	180	170
Passes-comp.-Int.	35-16-3	15-12-1
Punts-avg.	4-43.3	5-34.8
Punt return yards	3-6	3-6
Kickoff return yards	5-136	3-53
Fumbles-lost	2-0	1-0
Penalties-yards	8-92	2-25
Field goals made-att	0-1	1-1
Time of possession	26:04	33:06

RUSHING									
OILERS	Att	Yds	Lg	TD	PATRIOTS	Att	Yds	Lg	TD
Campbell	27	118	35	1	Cunningham	10	42	8	0
Wilson	14	26	8	0	Grogan	1	16	16	0
Coleman	7	19	12	0	Johnson	6	14	4	0
Duncan	2	7	5	0	Ivory	3	11	6	0
Poole	3	7	4	0					
Nielson	1	-3	-3	0					
TOTALS	54	174	35	1	TOTALS	20	83	16	0

PASSING									
OILERS	Att	Cmp	Yds	TD-I	PATRIOTS	Att	Cmp	Yds	TD-I
Pastorini	15	12	200	3-1	Grogan	12	3	38	0-2
					Owen	22	12	144	1-1
					Johnson	1	1	24	1-0
TOTALS	15	12	200	3-1	TOTALS	35	16	206	2-3

RECEIVING									
OILERS	Rec	Yds	Lg	TD	PATRIOTS	Rec	Yds	Lg	TD
Barber	5	83	22	2	Francis	8	101	24	1
Burrough	3	91	71	1	Cunningham	3	28	15	0
Carter	2	12	7	0	Morgan	2	37	19	0
Campbell	1	10	10	0	Johnson	2	16	11	0
Woods	1	4	4	0	Jackson	1	24	24	1
TOTALS	12	200	71	3	TOTALS	16	206	24	2

INDIVIDUAL DEFENSE (press box stats)

OILERS – Leading Tackler: Bingham 6-2-8. Sacks: Brazile 1, Washington 1, Bethea 1, Young 1. Int.: Reinfeldt 2, Bingham 1. FR: Pastorini 1.
PATRIOTS – Leading Tackler: Beaudoin 8-7-15. Sacks: Beaudoin 1.0, Bishop 1.0, Zabel 0.5. Int.: Fox 1. FR: Gray 1, Westbrook 1.

AFC CHAMPIONSHIP GAME – 1978 Pittsburgh 34, Houston 5 January 7, 1979 • Three Rivers Stadium

Playing in their first championship game since 1962, the Oilers were unable to unseat a strong Pittsburgh team, dropping a 34-5 contest at Three Rivers Stadium. The Steelers, striking through cold, steady rain for 31 first half points, won their third AFC championship in five years behind their usual solid defense and spectacular performances by Terry Bradshaw and Lynn Swann. Seventeen of the points, came during a 48-second span in the last minute of the half as Pittsburgh capitalized on two fumbles by Ronnie Coleman and one by Johnnie Dirden. Despite the playing conditions that contributed to a postseason record 12 fumbles, Bradshaw completed 11 of 19 passes for 200 yards and touchdowns to John Stallworth and Swann, who caught four passes for 98 yards. Both touchdown passes and one of Roy Gerela's two field goals made up the 17-point burst between 14:08 and 14:56 of the second quarter after Pittsburgh had built a 14-3 lead on scoring runs by Franco Harris and Rocky Bleier.

Pittsburgh	14	17	3	0	34
Houston	0	3	2	0	5

TEAM	SCORING PLAY	QTR-INTO
Steelers	Harris 7 yd. run (Gerela kick)	1-4:58
Steelers	Bleier 17 yd. run (Gerela kick)	1-13:51
Oilers	Fritsch 19 yd. field goal	2-5:21
Steelers	Swan 29 yd. pass from Bradshaw (Gerela kick)	2-14:08
Steelers	Stallworth 17 yd. pass from Bradshaw (Gerela kick)	2-14:27
Steelers	Gerela 37 yd. field goal	2-14:56
Steelers	Gerela 22 yd. field goal	3-7:14
Oilers	Washington safety	3-11:10

Missed FG: Gerela 40, 40
Attendance: 49,417

	Steelers	Oilers
First downs	21	10
3rd-down conversion-att	1-9-11%	1-11-9%
Total yards	379	142
Rushing yards	179	72
Passing yards	200	70
Passes-comp.-Int.	19-11-2	26-12-5
Punts-avg.	1-53.0	6-39.5
Punt return yards	6-91	0-0
Kickoff return yards	2-36	8-179
Fumbles-lost	6-3	6-4
Penalties-yards	4-32	5-48
Field goals made-att	2-4	1-1
Time of possession	33:10	18:15

RUSHING									
OILERS	Att	Yds	Lg	TD	STEELERS	Att	Yds	Lg	TD
Campbell	22	62	11	0	Harris	20	51	9	1
Woods	1	9	9	0	Bleier	10	45	15	1
Coleman	1	-5	-5	0	Bradshaw	7	29	13	0
Wilson	2	6	4	0	Delophaime	3	28	23	0
					Thornton	3	22	14	0
					Moser	3	7	5	0
					Kruczek	1	-3	-3	0
TOTALS	26	72	11	0	TOTALS	47	179	23	2

PASSING									
OILERS	Att	Cmp	Yds	TD-I	STEELERS	Att	Cmp	Yds	TD-I
Pastorini	26	12	96	0-5	Bradshaw	19	11	200	2-2
					Kruczek	0	0	0	0-0
TOTALS	26	12	96	0-5	TOTALS	19	11	200	2-2

RECEIVING									
OILERS	Rec	Yds	Lg	TD	STEELERS	Rec	Yds	Lg	TD
Caster	5	44	21	0	Swann	4	98	34	1
Wilson	5	33	8	0	Grossman	2	43	29	0
Coleman	1	15	15	0	Bleier	4	42	16	0
Campbell	1	4	4	0	Stallworth	1	17	17	1
TOTALS	12	96	21	0	TOTALS	11	200	34	2

INDIVIDUAL DEFENSE (press box stats)

OILERS – Leading Tackler: Knoff 9-1-10. Sacks: None. Int.: Knoff 1. FR: Pastorini 1.
STEELERS – Leading Tackler: Lambert 15-5-20. Sacks: None. Int.: None. FR: Shell 1, Davis 1, Pinney 1.



PLAYOFF GAME SUMMARIES

AFC WILD CARD PLAYOFF GAME – 1979 Houston 13, Denver 7 December 23, 1979 • Astrodome

The Oilers, playing a postseason game at home for the first time in 17 years, advanced to the divisional playoffs by shutting out the Broncos over the last three quarters of play. Denver marched 80 yards for a touchdown and a 7-3 lead on its first possession, but Earl Campbell's three-yard scoring run gave Houston a 10-7 halftime margin. Campbell and Oilers quarterback Dan Pastorini both missed second half action with groin injuries but Rob Carpenter and second year quarterback Gifford Nielsen played well in relief during their initial NFL playoff competition. Linebacker Gregg Bingham's 15-yard interception return set up Toni Fritsch's second field goal- a 20-yarder with 4:18 remaining to give Houston a 13-7 edge. The Oilers' defense, which recorded six sacks overall, held the Broncos on the final two series with Curley Culp's third-down sack and Vernon Perry's fourth-down pass deflection the key plays.

Denver	7	0	0	0	7
Houston	3	7	0	3	13

TEAM	SCORING PLAY	QTR-INTO
Oilers	Fritsch 31 yd. field goal	1-4:58
Broncos	Preston 7 yd. pass from Morton (Turner kick)	1-11:33
Oilers	Campbell 3 yd. run (Fritsch kick)	2-14:14
Oilers	Fritsch 20 yd. field goal	4-10:42

Missed FG: Steinfort 50
Attendance: 48,776

	Broncos	Oilers
First downs	17	15
3rd-down conversion-att	4-13-31%	7-17-40%
Total yards	216	282
Rushing yards	112	135
Passing yards	104	147
Passes-comp.-Int.	27-14-1	22-10-2
Punts-avg.	5-45.2	5-43.2
Punt return yards	2-25	5-42
Kickoff return yards	4-83	1-26
Fumbles-lost	1-0	0-0
Penalties-yards	7-70	2-19
Field goals made-att	0-1	2-2
Time of possession	27:38	32:22

RUSHING									
OILERS	Att	Yds	Lg	TD	BRONCOS	Att	Yds	Lg	TD
Campbell	16	50	9	1	Armstrong	12	51	15	0
Wilson	8	21	5	0	Preston	9	24	7	0
Coleman	2	5	4	0	Jensen	4	5	3	0
Carpenter	16	59	9	0	Canada	4	29	13	0
					Upchurch	1	3	3	0
					Morton	2	0	0	0
TOTALS	42	135	9	1	TOTALS	32	112	15	0

PASSING									
OILERS	Att	Cmp	Yds	TD-I	BRONCOS	Att	Cmp	Yds	TD-I
Pastorini	18	8	149	0-1	Morton	27	14	144	1-1
Nielsen	4	2	9	0-1					
TOTALS	22	10	158	0-2	TOTALS	27	14	144	1-1

RECEIVING									
OILERS	Rec	Yds	Lg	TD	BRONCOS	Rec	Yds	Lg	TD
Coleman	1	41	41	0	Armstrong	2	22	13	0
Carpenter	3	26	13	0	Egloff	1	17	17	0
Barber	1	31	31	0	Preston	4	40	12	1
Wilson	4	53	20	0	Moses	3	47	25	0
Campbell	1	7	7	0	Jensen	1	11	11	0
					Canada	1	4	4	0
					Odom	2	3	3	0
TOTALS	10	158	41	0	TOTALS	14	144	25	0

INDIVIDUAL DEFENSE (press box stats)

OILERS – Leading Tackler: Bingham 7-3-10. Sacks: Dorris 3, Culp 2, Kennard 1. Int.: Bingham 1. FR: None.

BRONCOS – Leading Tackler: Gradishar 12-1-13. Sacks: Chavous 1. Int.: Thompson 1. FR: None.

AFC DIVISIONAL PLAYOFF GAME – 1979 Houston 17, San Diego 14 December 29, 1979 • San Diego Stadium

The Oilers advanced into their second consecutive AFC Championship Game on the strength of an opportunistic defense and a near-flawless performance by the offensive unit. First-year strong safety Vernon Perry set up 10 of the Oilers' 17 points with a postseason game record of four interceptions in addition to a 57-yard blocked field goal return. Second-year quarterback Gifford Nielsen and third-year running back Rob Carpenter started for regulars Dan Pastorini and Earl Campbell, who were sidelined with groin injuries. The Oilers intercepted AFC passing leader Dan Fouts five times. Nielsen, making his first NFL postseason start, completed a 47-yard scoring pass to Mike Renfro with 12:55 elapsed in the third period to provide the winning margin.

San Diego	7	0	7	0	14
Houston	0	10	7	0	17

TEAM	SCORING PLAY	QTR-INTO
Chargers	C. Williams 1 yd. run (Wood kick)	1-10:11
Oilers	Fritsch 26 yd. field goal	2-10:58
Oilers	Clark 1 yd. run (Fritsch kick)	2-14:41
Chargers	Mitchell 8 yd. run (Wood kick)	3-1:52
Oilers	Renfro 47 yd. pass from Nielson (Fritsch kick)	3-12:55

Missed FG: Wood 26 blocked
Attendance: 51,192

	Chargers	Oilers
First downs	25	15
3rd-down conversion-att	7-13-54%	8-16-50%
Total yards	380	259
Rushing yards	19	40
Passing yards	317	111
Passes-comp.-Int.	47-25-5	19-10-1
Punts-avg.	2-32.0	6-40.7
Punt return yards	2-25	1-25
Kickoff return yards	5-88	3-53
Fumbles-lost	0-0	0-0
Penalties-yards	6-30	5-45
Field goals made-att	0-1	1-1
Time of possession	29:54	30:06

RUSHING									
OILERS	Att	Yds	Lg	TD	CHARGERS	Att	Yds	Lg	TD
Wilson	11	39	14	0	Mitchell	8	33	8	1
Carpenter	18	67	11	0	Williams	11	30	8	1
Clark	9	30	11	1					
Nielsen	2	12	14	0					
TOTALS	40	148	14	1	TOTALS	19	63	8	2

PASSING									
OILERS	Att	Cmp	Yds	TD-I	CHARGERS	Att	Cmp	Yds	TD-I
Nielsen	19	10	111	1-1	Fouts	47	25	333	0-5
TOTALS	19	10	111	1-1	TOTALS	47	25	333	0-5

RECEIVING									
OILERS	Rec	Yds	Lg	TD	CHARGERS	Rec	Yds	Lg	TD
Barber	1	12	12	0	Mitchell	4	26	9	0
Carpenter	4	23	7	0	McCrary	1	34	34	0
Wilson	3	16	10	0	Jefferson	4	70	21	0
Renfro	1	47	47	1	Williams	4	30	12	0
Coleman	1	13	13	0	Joiner	4	81	30	0
					Floyd	3	51	23	0
					Klein	5	41	16	0
TOTALS	10	111	47	1	TOTALS	25	333	34	0

INDIVIDUAL DEFENSE (press box stats)

OILERS – Leading Tackler: Perry 6-2-8. Sacks: Bethea 1, Dorris 1. Int.: Perry 4, Wilson 1. FR: None.

CHARGERS – Leading Tackler: Johnson 4-6-10, Fuller 8-2-10. Sacks: None. Int.: Williams 1. FR: None.



PLAYOFF GAME SUMMARIES

AFC CHAMPIONSHIP GAME – 1979
Pittsburgh 27, Houston 13
January 6, 1980 • Three Rivers Stadium

The Steelers held the Oilers to only 24 rushing yards but were also aided by a controversial non-touchdown call to come away with a 27-13 win. Houston jumped to a 7-0 lead just 2:30 into the game when Vernon Perry returned an interception 75 yards for a touchdown. Then after both teams exchanged field goals, Terry Bradshaw completed two touchdown passes, a 16-yarder to tight end Billy Cunningham and a 20-yard score to wide receiver John Stallworth. With the Steelers leading 17-10, the controversial play occurred during the last seconds of the third quarter. Quarterback Dan Pastorini threw a pass to Mike Renfro at the back of the end zone, and Renfro appeared to have caught it for a touchdown with both feet in bounds before he fell out of the end zone. However, the officials ruled the pass incomplete. Although the Oilers protested, and replays would later show that it was inconclusive, they had to settle for a 23-yard field goal. The Steelers would then score 10 unanswered points in the fourth quarter to clinch the victory.

Pittsburgh 3 14 0 10 27
Houston 7 3 0 3 13

TEAM	SCORING PLAY	QTR-INTO
Oilers	Perry 75 yd. interception return (Fritsch kick)	1-2:30
Steelers	Bahr 21 yd. field goal	1-11:05
Oilers	Fritsch 27 yd. field goal	2-0:48
Steelers	Cunningham 16 yd. pass from Bradshaw (Bahr kick)	2-5:27
Steelers	Stallworth 20 yd. pass from Bradshaw (Bahr kick)	2-12:26
Oilers	Fritsch 23 yd. field goal	4-0:03
Steelers	Bahr 39 yd. field goal	4-5:10
Steelers	Bleier 4 yd. run (Bahr kick)	4-14:06

Missed FG: Bahr 40WL
Attendance: 50,475

	Steelers	Oilers
First downs	22	11
3rd-down conversion-att	13-19-68%	3-11-27%
Total yards	358	227
Rushing yards	161	24
Passing yards	197	203
Passes-comp.-Int.	30-18-1	29-20-1
Punts-avg.	3-51	4-30
Punt return yards	3-8	2-8
Kickoff return yards	4-82	6-64
Fumbles-lost	1-1	4-2
Penalties-yards	5-34	2-10
Field goals made-att	2-3	2-2
Time of possession	32:56	27:04

RUSHING									
OILERS	Att	Yds	Lg	TD	STEELERS	Att	Yds	Lg	TD
Campbell	17	15	7	0	Harris	21	85	13	0
Wilson	4	9	3	0	Bleier	13	52	8	1
Caster	1	0	0	0	Bradshaw	1	25	25	0
					Thornton	1	-1	-1	0
TOTALS	22	24	7	0	TOTALS	36	161	25	1

PASSING									
OILERS	Att	Cmp	Yds	TD-I	STEELERS	Att	Cmp	Yds	TD-I
Pastorini	28	19	203	0-1	Bradshaw	30	18	219	2-1
Nielsen	1	1	9	0-0					
TOTALS	29	20	212	0-1	TOTALS	30	18	219	2-1

RECEIVING									
OILERS	Rec	Yds	Lg	TD	STEELERS	Rec	Yds	Lg	TD
Wilson	7	60	41	0	Stallworth	3	52	20	1
Coleman	2	46	32	0	Swann	4	64	21	0
Carpenter	5	23	14	0	Harris	6	50	15	0
Renfro	3	52	19	0	Bleier		39	20	0
Campbell	1	11	11	0	Cunningham	2	14	16	1
Merkens	1	12	12	0					
Barber	1	8	8	0					
TOTALS	20	212	41	0	TOTALS	18	219	21	2

INDIVIDUAL DEFENSE (press box stats)

OILERS – Leading Tackler: Stringer 11-2-13. Sacks: Bethea 1, Stensrud 1, Dorris 1. Int.: Perry 1. FR: Carter 1, Renfro 1.

STEELERS – Leading Tackler: Lambert 7-4-11. Sacks: Greenwood 1. Int.: Woodruff 1. FR: Shell 1, Blount 1.

AFC WILD CARD GAME – 1980
Oakland 27, Houston 7
December 28, 1980 • Alameda County Coliseum

The Raiders advanced to the divisional playoffs by shutting out the Oilers over the final three quarters. Oakland converted Earl Campbell's fumble on the first play of the game into Chris Bahr's 47-yard field goal, but Campbell came back to score on a one-yard plunge to give Houston a 7-3 lead. Jim Plunkett's one-yard touchdown pass to Todd Christensen early in the second quarter put the Raiders ahead to stay 10-7. Plunkett added another touchdown on a 44-yard pass to Arthur Whittington on the first play of the final period. Kenny King's 31-yard run set up Bahr's 37-yard field goal that gave Oakland a 20-7 edge. Lester Hayes added two interceptions to his NFL-leading 13 during the regular season. He picked off Ken Stabler's pass in the end zone to end a Houston scoring threat in the third period. In the fourth quarter Hayes' 20-yard interception return capped the Raiders' scoring.

Oakland 3 7 0 17 27
Houston 7 0 0 0 7

TEAM	SCORING PLAY	QTR-INTO
Raiders	Bahr 47 yd. field goal	1-1:45
Oilers	Campbell 1 yd. run (Fritsch kick)	1-13:15
Raiders	Christensen 1 yd. pass from Plunkett (Bahr kick)	2-9:25
Raiders	Whittington 44 yd. pass from Plunkett (Bahr kick)	4-0:07
Raiders	Bahr 37 yd. field goal	4-8:35
Raiders	Hayes 20 yd. interception return (Bahr kick)	4-9:31

Missed FG: Fritsch 45 short, 37 blocked
Attendance: N/A

	Raiders	Oilers
First downs	12	18
3rd-down conversion-att	3-15-20%	2-15-13%
Total yards	250	275
Rushing yards	111	97
Passing yards	139	178
Passes-comp.-Int.	23-8-1	21-15-2
Punts-avg.	9-51.1	9-44.0
Punt return yards	6-29	7-84
Kickoff return yards	2-47	6-118
Fumbles-lost	2-0	1-1
Penalties-yards	14-91	8-64
Field goals made-att	2-2	0-2
Time of possession	27:56	32:04

				RUSHING							
OILERS	Att	Yds	Lg	TD	RAIDERS	Att	Yds	Lg	TD		
Campbell	27	91	14	1	King	13	55	27	0		
Carpenter	5	9	4	0	Van Eeghen	14	46	9	0		
Wilson	1	-3	-3	0	Whittington	5	11	7	0		
					Jensen	2	0	0	0		
					Plunkett	1	-1	-1	0		
TOTALS	29	97	22	0	TOTALS	35	111	27	0		

				PASSING							
OILERS	Att	Cmp	Yds	TD-I	RAIDERS	Att	Cmp	Yds	TD-I		
Stabler	26	15	243	0-2	Plunkett	23	8	168	2-1		
Campbell	1	0	0	0-0							
TOTALS	27	15	243	0-2	TOTALS	23	8	168	2-1		

RECEIVING									
OILERS	Rec	Yds	Lg	TD	RAIDERS	Rec	Yds	Lg	TD
Barber	4	83	33	0	Whittington	2	64	44	1
Renfro	3	69	39	0	Chester	2	12	10	0
Casper	3	31	12	0	King	1	37	37	0
Carpenter	3	26	14	0	Branch	1	33	33	0
Coleman	1	23	23	0	Van Eeghen	1	21	21	0
B. Johnson	1	11	11	0	Christensen	1	1	1	1
TOTALS	15	243	39	0	TOTALS	8	168	44	2

INDIVIDUAL DEFENSE (press box stats)

OILERS – Leading Tackler: Brazile 9-2-11. Sacks: Bethea 2.0, Bingham 1.0. Int.: Perry 1. FR: None.

RAIDERS – Leading Tackler: Kinlaw 8-2-10. Sacks: Davis 2.0, Hayes 2.0, Browning 1.0, Hendricks 1.0, Jones 1.0. Int.: Hayes 2. FR: McKinney 1, Davis 1.



PLAYOFF GAME SUMMARIES

AFC WILD CARD PLAYOFF GAME – 1987 Houston 23, Seattle 20 (OT) January 3, 1988 • Astrodome

Oilers kicker Tony Zendejas atoned for a fourth-quarter 29-yard field goal miss by converting a 42-yarder 8:05 into overtime to help Houston advance to the divisional playoffs for the first time since 1980. Quarterback Warren Moon completed 21 of 32 passes for 273 yards and one touchdown in his initial NFL playoff game. Drew Hill and Ernest Givins combined for 13 catches for 173 yards, including six for 71 on third downs. Wide receiver Willie Drewrey's first NFL touchdown catch, a 29-yarder, gave the Oilers a 20-13 lead in the third quarter. However, Seattle quarterback Dave Krieg hit wide receiver Steve Largent on a 12-yard scoring pass in the final 1:47 to tie the score and send the game into overtime. Houston held a 47:44 to 20:21 time-of-possession advantage over Seattle and outgained the Seahawks 437 yards to 250.

Seattle	7	3	3	7	0	20
Houston	3	10	7	0	3	23

TEAM	SCORING PLAY	QTR-INTO
Seahawks	Largent 20 yd. pass from Krieg (Johnson kick)	1-3:16
Oilers	Zendejas 47 yd. field goal	1-10:16
Oilers	Rozier 1 yd. run (Zendejas kick)	2-1:43
Oilers	Zendejas 49 yd. field goal	2-8:11
Seahawks	Johnson 33 yd. field goal	2-11:50
Seahawks	Johnson 41 yd. field goal	3-6:37
Oilers	Drewrey 29 yd. pass from Moon (Zendejas kick)	3-12:26
Seahawks	Largent 12 yd. pass from Krieg (Johnson kick)	4-14:34
Oilers	Zendejas 42 yd. field goal	5-8:05

Missed FG: Zendejas 52R, 29L
Attendance: 49,622

	Seahawks		Oilers	
First downs	11	27		
3rd-down conversion-att	2-12-16%	10-18-55%		
4th-down conversion-att	1-1-100%	0-0-0%		
Total yards	250	437		
Rushing yards	29	178		
Passing yards	221	259		
Passes-comp.-Int.	39-16-0	32-21-1		
Punts-avg.	7-44.3	3-35.0		
Punt return yards	2-66	4-27		
Kickoff return yards	6-132	4-65		
Fumbles-lost	1-1	2-1		
Penalties-yards	3-20	4-25		
Field goals made-att	2-2	3-5		
Time of possession	20:21	47:44		

RUSHING									
OILERS	Att	Yds	Lg	TD	SEAHAWKS	Att	Yds	Lg	TD
Rozier	21	66	11	1	Williams	7	27	10	0
Highsmith	12	74	16	0	Morris	4	2	4	0
Pinkett	11	29	5	0					
Moon	4	-2	0	0					
Wallace	2	11	9	0					
TOTALS	50	178	16	1	TOTALS	11	29	10	0

PASSING									
OILERS	Att	Cmp	Yds	TD-I	SEAHAWKS	Att	Cmp	Yds	TD-I
Moon	32	21	273	1-1	Krieg	38	16	237	2-0
					Williams	1	0	0	0-0
TOTALS	32	21	273	1-1	TOTALS	39	16	237	2-0

RECEIVING									
OILERS	Rec	Yds	Lg	TD	SEAHAWKS	Rec	Yds	Lg	TD
Rozier	1	7	7	0	Largent	7	132	33	2
Hill	6	84	15	0	Butler	3	73	32	0
Givins	7	89	19	0	Williams	2	5	3	0
Pinkett	1	3	3	0	Skansi	2	13	7	0
Highsmith	2	17	11	0	Morris	1	6	6	0
Drewrey	3	62	29	1	Tice	1	8	8	0
Wallace	1	11	11	0					
TOTALS	21	273	29	1	TOTALS	16	237	33	2

INDIVIDUAL DEFENSE (press box stats)
OILERS – Leading Tackler: Bostic 2-3-5. Sacks: Childress 1.0, Meads 0.5, Lyles 0.5. Int.: Brown 1. FR: Bostic 1, Fuller 1.
SEAHAWKS – Leading Tackler: Bosworth 9-8-17. Sacks: Gaines 1, Bryant 1. Int.: Jenkins 1. FR: Young 1.

AFC DIVISIONAL PLAYOFF GAME – 1987 Denver 34, Houston 10 January 10, 1988 • Mile High Stadium

John Elway passed for two touchdowns and ran for a third as the Broncos defeated the Oilers 34-10 to become the first AFC West team since the San Diego Chargers of 1980 and 1981 to play in consecutive AFC Championship Games. Denver capitalized on two Houston turnovers to take a 14-0 first quarter lead. Safety Steve Wilson recovered Warren Moon's lateral to Mike Rozier at the Oilers' 1-yard line to set up Gene Lang's one-yard run. Karl Mecklenburg's interception on Houston's next possession led to Elway's first touchdown pass, a 27-yarder to Clarence Kay. Kay also caught a one-yarder in the second quarter for the first two-touchdown game of his four-year career. Elway, who completed 14 of 25 passes for 259 yards, scored on a three-yard run with 4:23 remaining to seal the win.

Denver	14	10	3	7	34
Houston	0	3	0	7	10

TEAM	SCORING PLAY	QTR-INTO
Broncos	Lang 1 yd. run (Karlis kick)	1-6:19
Broncos	Kay 27 yd. pass from Elway (Karlis kick)	1-13:34
Broncos	Karlis 43 yd. field goal	2-3:20
Oilers	Zendejas 46 yd. field goal	2-9:03
Broncos	Kay 1 yd. pass from Elway (Karlis kick)	2-13:08
Broncos	Karlis 23 yd. field goal	3-2:29
Oilers	Givins 19 yd. pass from Moon (Zendejas kick)	4-6:38
Broncos	Elway 3 yd. run (Karlis kick)	4-10:33

Missed FG: None
Attendance: 75,968

	Broncos		Oilers	
First downs	19	20		
3rd-down conversion-att	4-9-44%	8-16-50%		
4th-down conversion-att	2-4-50%	1-1-100%		
Total yards	316	337		
Rushing yards	61	73		
Passing yards	255	264		
Passes-comp.-Int.	25-14-1	43-24-2		
Punts-avg.	2-46.0	3-44.7		
Punt return yards	2-15	0-0		
Kickoff return yards	2-28	3-62		
Fumbles-lost	0-0	2-1		
Penalties-yards	4-35	10-73		
Field goals made-att	2-2	1-1		
Time of possession	27:27	32:33		

RUSHING									
OILERS	Att	Yds	Lg	TD	BRONCOS	Att	Yds	Lg	TD
Rozier	9	25	8	0	Winder	13	46	8	0
Pinkett	6	20	8	0	Sewell	5	9	5	0
Moon	5	15	7	0	Elway	4	8	4	1
Highsmith	5	13	11	0	Bell	2	7	5	0
Givins	1	0	0	0	Kubiak	2	-3	-1	0
					Lang	3	-6	1	1
TOTALS	26	73	11	0	TOTALS	29	61	8	2

PASSING									
OILERS	Att	Cmp	Yds	TD-I	BRONCOS	Att	Cmp	Yds	TD-I
Moon	43	24	264	1-2	Elway	25	14	259	2-1
TOTALS	43	24	264	1-2	TOTALS	25	14	259	2-1

RECEIVING									
OILERS	Rec	Yds	Lg	TD	BRONCOS	Rec	Yds	Lg	TD
Hill	5	93	24	0	Johnson	4	105	55	0
Givins	6	84	19	1	Kay	3	57	29	2
Duncan	4	32	13	0	Sewell	3	41	25	0
Highsmith	4	20	16	0	Lang	1	25	25	0
Drewrey	2	17	9	0	Boddie	1	15	15	0
Williams	1	7	7	0	Mobley	1	9	9	0
Rozier	1	6	6	0	Nattiel	1	7	7	0
Pinkett	1	5	5	0					
TOTALS	24	264	24	1	TOTALS	14	259	55	2

INDIVIDUAL DEFENSE (press box stats)
OILERS – Leading Tackler: Donaldson 7-1-8. Sacks: Martin 1. Int.: Allen 1. FR: None.
BRONCOS – Leading Tackler: Dennison 6-2-8. Sacks: None. Int.: Haynes 1, Mecklenburg 1. FR: Wilson 1.



PLAYOFF GAME SUMMARIES

AFC WILD CARD PLAYOFF GAME – 1988 Houston 24, Cleveland 23 December 24, 1988 • Cleveland Stadium

The Oilers advanced to the AFC divisional round of the playoffs for the second straight year with a 24-23 win over the Browns. Allen Pinkett scored two touchdowns within a 15-second span of the second quarter, and Warren Moon rallied Houston with 10 fourth-quarter points for the win. Moon's 14-yard scoring pass to Pinkett seven seconds into the second quarter capped a 17-play, 91-yard drive and gave Houston a 7-3 lead. Nose tackle Richard Byrd recovered Don Strock's fumble on the Browns' next play from scrimmage, and Pinkett scored one play later on a 16-yard run for a 14-9 halftime lead. Mike Pagel replaced the injured Strock and completed a 14-yard touchdown pass to Webster Slaughter late in the third quarter for Cleveland's last lead of the day 16-14. Moon directed a 76-yard drive capped by Lorenzo White's one-yard run as Houston regained the lead 21-16. Richard Johnson's interception on the Browns' next possession led to Tony Zendejas's game-winning 49-yard field goal with 1:54 to play.

Cleveland 3	6	7	7	23
Houston 7	7	0	10	24

TEAM	SCORING PLAY	QTR-INTO
Browns	Bahr 33 yd. field goal	1-5:17
Oilers	Pinkett 14 yd. pass from Moon (Zendejas kick)	2-0:07
Oilers	Pinkett 16 yd. run (Zendejas kick)	2-0:22
Browns	Bahr 26 yd. field goal	2-6:27
Browns	Bahr 28 yd. field goal	2-11:41
Brwns	Slaughter 14 yd. pass from Pagel (Bahr kick)	3-12:24
Oilers	White 1 yd. run (Zendejas kick)	4-2:35
Oilers	Zendejas 49 yd. field goal	4-13:06
Browns	Slaughter 2 yd. pass from Pagel (Bahr kick)	4-14:29

Missed FG: None
Attendance: 74,977

	Browns	Oilers
First downs	19	19
3rd-down conversion-att	5-12-41%	8-14-57%
4th-down conversion-att	0-0-0%	0-0-0%
Total yards	260	334
Rushing yards	68	129
Passing yards	192	205
Passes-comp.-Int.	28-19-1	26-16-3
Punts-avg.	3-35.3	3-37.7
Punt return yards	3-27	0-0
Kickoff return yards	3-75	5-72
Fumbles-lost	1-1	2-0
Penalties-yards	9-75	13-118
Field goals made-att	3-3	1-1
Time of possession	26:36	33:24

RUSHING									
OILERS	Att	Yds	Lg	TD	BROWNS	Att	Yds	Lg	TD
Pinkett	14	82	27	1	Mack	12	14	7	0
Highsmith	2	3	3	0	Byner	9	57	16	0
White	12	30	5	1	Strock	1	0	0	0
Moon	6	16	12	0	Pagel	1	-1	-1	0
Givins	1	-2	-2	0	Fonteno	3	-2	5	0
TOTALS	35	129	27	2	TOTALS	26	68	16	0

PASSING									
OILERS	Att	Cmp	Yds	TD-I	BROWNS	Att	Cmp	Yds	TD-I
Moon	26	16	213	1-3	Strock	3	2	13	0-0
					Pagel	25	17	179	2-1
TOTALS	26	16	213	1-3	TOTALS	28	19	192	2-1

RECEIVING									
OILERS	Rec	Yds	Lg	TD	BROWNS	Rec	Yds	Lg	TD
Pinkett	2	24	14	1	Mack	1	6	6	0
White	1	1	1	0	Slaughter	5	58	18	2
Hill	5	73	22	0	Byner	3	10	8	0
Highsmith	1	8	8	0	Langhorne	6	57	17	0
Duncan	2	33	18	0	Weathers	2	27	18	0
Jeffires	3	52	35	0	Brennan	2	34	25	0
Givins	1	8	8	0					
Williams	1	14	14	0					
TOTALS	16	213	35	1	TOTALS	19	192	25	2

INDIVIDUAL DEFENSE (press box stats)

OILERS – Leading Tackler: Allen 7-1-8. Sacks: None. Int.: Johnson 1. FR: Byrd 1.
BROWNS – Leading Tackler: Golic 5-4-9. Sacks: Johnson 1.0. Int.: Wright 2, Harper 1. FR: None.

AFC DIVISIONAL PLAYOFF GAME – 1988 Buffalo 17, Houston 10 January 1, 1989 • Rich Stadium

Buffalo's special teams blocked a punt and a field goal, and the defense registered an interception and a fumble recovery in the fourth quarter, as the Bills advanced to their first-ever AFC Championship Game. Quarterback Jim Kelley completed a team-playoff record 19 of 33 passes for 244 yards with one interception. Rookie running back Thurman Thomas led all rushers with 75 yards on seven carries, including an 11-yard touchdown run that gave Buffalo a 14-3 lead in the third quarter. Robb Riddick's one-yard scoring run followed a blocked punt by safety Leonard Smith. Safety Mark Kelso intercepted a Warren Moon pass on the Oilers' second play of the fourth quarter. Derrick Burroughs's fumble recovery on Houston's next possession helped Buffalo preserve the win in their first-ever playoff game at Rich Stadium.

Buffalo 0	7	7	3	17
Houston 0	3	0	7	10

TEAM	SCORING PLAY	QTR-INTO
Bills	Riddick 1 yd. run (Norwood kick)	2-4:25
Oilers	Zendejas 35 yd. field goal	2-10:28
Bills	Thomas 11 yd. run (Norwood kick)	3-12:02
Bills	Norwood 27 yd. field goal	4-3:25
Oilers	Rozier 1 yd. run (Zendejas kick)	4-9:48

Missed FG: Zendejas 37 blocked, 31WL, Norwood 50, 36WL
Attendance: 79,532

	Bills	Oilers
First downs	18	20
3rd-down conversion-att	3-14-21%	3-12-25%
4th-down conversion-att	0-2-0%	0-0-0%
Total yards	372	351
Rushing yards	135	125
Passing yards	237	226
Passes-comp.-Int.	33-19-1	33-17-1
Punts-avg.	4-39.3	6-37.2
Punt return yards	4-56	1-6
Kickoff return yards	3-57	4-48
Fumbles-lost	1-0	5-2
Penalties-yards	8-57	8-60
Field goals made-att	1-3	1-3
Time of possession	28:53	31:07

RUSHING									
OILERS	Att	Yds	Lg	TD	BILLS	Att	Yds	Lg	TD
Highsmith	5	57	31	0	Thomas	7	75	40	1
Rozier	13	44	8	0	Mueller	7	24	14	0
Moon	5	11	5	0	Kelly	3	18	10	0
Pinkett	3	13	10	0	Riddick	9	12	5	1
					Reed	1	-1	-1	0
					Harmon	1	7	7	0
					Byrum	1	0	0	0
TOTALS	26	125	31	1	TOTALS	29	135	40	2

PASSING									
OILERS	Att	Cmp	Yds	TD-I	BILLS	Att	Cmp	Yds	TD-I
Moon	33	17	240	0-1	Kelly	33	19	244	0-1
TOTALS	33	17	240	0-1	TOTALS	33	19	244	0-1

RECEIVING									
OILERS	Rec	Yds	Lg	TD	BILLS	Rec	Yds	Lg	TD
Hill	4	62	21	0	Reed	6	91	53	0
Highsmith	2	3	7	0	Metzelaars	1	7	7	0
Jeffires	5	78	27	0	Burkett	3	55	26	0
Givins	1	23	23	0	Johnson	3	31	18	0
Duncan	1	9	9	0	Harmon	5	58	17	0
Pinkett	2	21	15	0	Mueller	1	2	2	0
Harris	2	44	29	0					
TOTALS	17	240	29	0	TOTALS	19	244	53	0

INDIVIDUAL DEFENSE (press box stats)

OILERS – Leading Tackler: Brown 8-1-9, Grimsley 9-0-9. Sacks: Childress 1. Int.: Eaton 1. FR: Highsmith 1, Pinkett 1.
BILLS – Leading Tackler: Talley 7-0-7, Still 5-2-7. Sacks: Talley 1, Smith 1. Int.: Kelso 1. FR: Smith 1, Bennett 1.



PLAYOFF GAME SUMMARIES

AFC WILD CARD PLAYOFF GAME – 1989 Pittsburgh 26, Houston 23 (OT) December 31, 1989 • Astrodome

Gary Anderson kicked a 50-yard field goal 3:26 into overtime to cap Pittsburgh's 26-23 comeback win over the Oilers and earn its first playoff victory since 1984. The Steelers, despite being outgained by Houston 380 to 289 total yards, led the game for more than three quarters. Rookie running back Tim Worley converted a fourth-and-one play into a nine-yard touchdown run and Anderson kicked field goals of 25, 30, and 48 yards for a 16-9 fourth-quarter lead. Warren Moon tied the score with an 18-yard touchdown pass to Ernest Givins and gave the Oilers their only lead, 23-16, when he found Givins on a nine-yard scoring pass with six minutes to play. Pittsburgh's Buddy Brister countered with an 82-yard, 11-play drive capped by Merrill Hoge's one-yard touchdown plunge with 46 seconds remaining. Anderson's extra point tied the score and sent the game into overtime. Rod Woodson recovered Lorenzo White's fumble on the Oilers' first play in overtime to set up Anderson's decisive field goal.

Pittsburgh.....	7	3	3	10	3	26
Houston.....	0	6	3	14	0	23

TEAM	SCORING PLAY	QTR-INTO
Steelers	Worley 9 yd. run (Anderson kick)	1-12:07
Oilers	Zendejas 26 yd. field goal	2-5:53
Oilers	Zendejas 35 yd. field goal	2-8:50
Steelers	Anderson 25 yd. field goal	2-13:03
Oilers	Zendejas 26 yd. field goal	3-3:30
Steelers	Anderson 30 yd. field goal	3-11:55
Steelers	Anderson 48 yd. field goal	4-0:30
Oilers	Givins 18 yd. pass from Moon (Zendejas kick)	4-5:46
Oilers	Givins 9 yd. pass from Moon (Zendejas kick)	4-8:58
Steelers	Hoge 2 yd. run (Anderson kick)	4-14:14
Steelers	Anderson 50 yd. field goal	5-3:26

Missed FG: Zendejas 55 Short
Attendance: 58,306

	Steelers	Oilers
First downs	17	22
3rd-down conversion-att	3-14-21%	8-18-44%
4th-down conversion-att	1-1-100%	0-0-0%
Total yards	289	380
Rushing yards	177	65
Passing yards	112	315
Passes-comp.-Int.	33-15-0	48-29-0
Punts-avg.	6-25.3	4-33.0
Punt return yards	2-20	1-0
Kickoff return yards	6-99	2-27
Fumbles-lost	1-1	3-1
Penalties-yards	5-40	8-45
Field goals made-att	4-4	3-4
Time of possession	27:42	35:44

RUSHING									
OILERS	Att	Yds	Lg	TD	STEELERS	Att	Yds	Lg	TD
Highsmith	2	2	4	0	Hoge	17	100	49	1
Rozier	5	12	3	0	Worley	11	54	12	1
White	7	13	5	0	Brister	1	1	1	0
Pinkett	8	26	6	0	Stone	1	22	22	0
Moon	3	12	5	0					
TOTALS	25	65	6	0	TOTALS	30	177	49	2

PASSING									
OILERS	Att	Cmp	Yds	TD-I	STEELERS	Att	Cmp	Yds	TD-I
Moon	48	29	315	2-0	Brister	33	15	127	0-0
TOTALS	48	29	315	2-0	TOTALS	33	15	127	0-0

RECEIVING									
OILERS	Rec	Yds	Lg	TD	STEELERS	Rec	Yds	Lg	TD
Givins	11	136	30	2	Mularkey	3	40	20	0
Hill	6	98	32	0	Stock	1	7	7	0
Rozier	1	5	5	0	Worley	4	23	10	0
Jeffires	3	16	7	0	Hoge	3	26	17	0
Pinkett	3	24	12	0	Lipps	3	24	10	0
Duncan	2	15	9	0	Hill	1	7	7	0
Highsmith	3	21	11	0					
TOTALS	29	315	32	2	TOTALS	15	127	20	0

INDIVIDUAL DEFENSE (press box stats)

OILERS – Leading Tackler: Meads 6-4-10. Sacks: Fairs 1.0. Int.: None. FF: Brown 1. FR: McDowell 1, Moon 1, Pinkett 1.

STEELERS – Leading Tackler: Woodson 6-2-8, Lake 4-4-8. Sacks: None. Int.: None. FF: Woodson 1, Stone 1. FR: Woodson 1.

AFC WILD CARD PLAYOFF GAME – 1990 Cincinnati 41, Houston 14 January 6, 1991 • Riverfront Stadium

Boomer Esiason completed two touchdown passes and ran for a third in the Bengals' victory over the Oilers. Cincinnati built a 20-0 halftime lead as Ickey Woods ran one yard for a touchdown. Esiason flipped a two-yard scoring pass to Harold Green, and Jim Breech kicked two field goals (27 and 30 yards) in the first half. Cincinnati increased its lead to 34-0 in the third quarter when Eric Ball ran three yards for a touchdown and Esiason scored on a 10-yard keeper following James Francis's fumble recovery at Houston's 10-yard line. The Oilers scored on two touchdown passes from Cody Carlson to Ernest Givins (16 and 5 yards). Cincinnati held a 39:45 to 20:15 time-of-possession advantage.

Cincinnati.....	10	10	14	7	41
Houston.....	0	0	7	7	14

TEAM	SCORING PLAY	QTR-INTO
Bengals	Woods 1 yd. run (Breech kick)	1-6:24
Bengals	Breech 27 yd. field goal	1-13:50
Bengals	Green 2 yd. pass from Esiason (Breech kick)	2-5:42
Bengals	Breech 30 yd. field goal	2-14:17
Bengals	Ball 3 yd. run (Breech kick)	3-3:26
Bengals	Esiason 10 yd. run (Breech kick)	3-3:51
Oilers	Givins 16 yd. pass from Carlson (Garcia kick)	3-9:45
Bengals	Kattus 9 yd. pass from Esiason (Breech kick)	4-0:51
Oilers	Givins 5 yd. pass from Carlson (Garcia kick)	4-8:01

Missed FG: None
Attendance: 60,012

	Bengals	Oilers
First downs	24	13
3rd-down conversion-att	4-13-30%	2-9-22%
4th-down conversion-att	2-2-100%	0-0-0%
Total yards	349	226
Rushing yards	187	67
Passing yards	162	165
Passes-comp.-Int.	25-15-1	33-16-1
Punts-avg.	3-45.0	6-42.6
Punt return yards	3-42	1-19
Kickoff return yards	3-58	6-114
Fumbles-lost	1-0	2-1
Penalties-yards	4-40	5-33
Field goals made-att	2-2	0-0
Time of possession	39:45	20:15

RUSHING									
OILERS	Att	Yds	Lg	TD	BENGALS	Att	Yds	Lg	TD
White	4	2	5	0	Woods	6	11	4	1
Carlson	4	22	12	0	Brooks	6	17	14	0
Pinkett	5	43	16	0	Esiason	5	57	14	1
					Ball	7	33	14	1
					Green	11	55	12	0
					Jennings	6	16	10	0
					Wilhelm	3	-2	0	0
TOTALS	13	67	16	0	TOTALS	44	187	14	3

PASSING									
OILERS	Att	Cmp	Yds	TD-I	BENGALS	Att	Cmp	Yds	TD-I
Carlson	33	16	165	2-1	Esiason	20	14	150	2-0
					Wilhelm	5	1	12	0-0
TOTALS	33	16	165	2-1	TOTALS	25	15	162	2-0

RECEIVING									
OILERS	Rec	Yds	Lg	TD	BENGALS	Rec	Yds	Lg	TD
White	1	5	5	0	Jennings	2	15	12	0
Hill	1	5	5	0	Holman	2	51	46	0
Jeffires	2	33	23	0	Woods	2	13	9	0
Duncan	1	15	15	0	McGee	2	23	19	0
Harris	4	37	17	0	Green	2	15	13	1
Givins	6	60	16	2	Brown	2	14	9	0
Pinkett	1	10	10	0	Kattus	2	19	10	1
					Barber	1	12	12	0
TOTALS	16	165	23	2	TOTALS	12	152	46	2

INDIVIDUAL DEFENSE (press box stats)

OILERS – Leading Tackler: Kinard 8-4-12. Sacks: None. Int.: None. FF: None. FR: None.

BENGALS – Leading Tackler: Thomas 6-1-7. Sacks: None. Int.: Fulcher 1. FF: None. FR: Francis 1, Jennings 1.



PLAYOFF GAME SUMMARIES

AFC WILD CARD PLAYOFF GAME – 1991 Houston 17, N.Y. Jets 10 December 29, 1991 • Astrodome

Warren Moon threw a pair of touchdown passes to Ernest Givins and the Oilers' defense stopped the Jets inside Houston's 5-yard line twice in the second half to preserve the victory. The Oilers led 14-10 entering the third quarter, when the Jets took the second-half kickoff and consumed more than eight minutes while driving to the Houston 8-yard line. On third down, Ken O'Brien's pass was intercepted by safety Bubba McDowell at the 2. After Al Del Greco's 53-yard field goal put the Oilers ahead 17-10 early in the fourth quarter, New York drove to the Houston 3. But on third down, Al Smith stopped Brad Baxter for no gain. The Jets had one more chance after recovering Moon's fumble at the Oilers' 26 with 4:59 left in the game, but New York could not convert a first down. For Houston, Moon completed 28 of 40 passes for 271 yards, and Drew Hill had nine catches for 77 yards.

New York	0	10	0	0	10
Houston	7	7	0	3	17

TEAM	SCORING PLAY	QTR-INTO
Oilers	E. Givins 5 yd. pass from Moon (Del Greco kick)	1-9:16
Jets	A. Toon 10 yd. pass from O'Brien (Allegre kick)	2-2:44
Oilers	E. Givins 20 yd. pass from Moon (Del Greco kick)	2-11:04
Jets	Allegre 33 yd. field goal	2-14:56
Oilers	Del Greco 53 yd. field goal	4-1:31

Missed FG: Greco 46WR
Attendance: 61,485

	Jets	Oilers
First downs	18	21
3rd-down conversion-att	6-12-50%	8-14-57%
4th-down conversion-att	0-2-0%	0-0-0%
Total yards	285	303
Rushing yards	71	71
Passing yards	214	232
Passes-comp.-Int.	31-21-3	40-28-1
Punts-avg.	2-36	2-44.5
Punt return yards	0-0	0-0
Kickoff return yards	3-54	1-0
Fumbles-lost	0-0	3-1
Penalties-yards	5-45	8-55
Field goals made-att	1-1	1-2
Time of possession	26:20	33:40

RUSHING											
OILERS	Att	Yds	Lg	TD	JETS	Att	Yds	Lg	TD		
L. White	17	65	12	0	J. Hector	11	43	8	0		
W. Moon	3	6	7	0	B. Baxter	5	14	5	0		
					K. O'Brien	2	10	8	0		
					F. McNeil	5	4	5	0		
TOTALS	20	71	12	0	TOTALS	23	71	8	0		

PASSING											
OILERS	Att	Cmp	Yds	TD-I	JETS	Att	Cmp	Yds	TD-I		
W. Moon	40	28	271	2-1	K. O'Brien	31	21	221	1-3		
TOTALS	40	28	271	2-1	TOTALS	31	21	221	1-3		

RECEIVING											
OILERS	Rec	Yds	Lg	TD	JETS	Rec	Yds	Lg	TD		
E. Givins	6	83	35	2	A. Toon	8	96	22	1		
D. Hill	9	77	20	0	R. Moore	4	70	31	0		
H. Jeffries	4	49	24	0	F. McNeil	4	23	10	0		
L. White	4	31	17	0	M. Boyer	3	20	11	0		
C. Duncan	4	24	8	0	T. Mathis	2	12	6	0		
L. Harris	1	7	7	0							
TOTALS	28	271	35	2	TOTALS	21	221	31	1		

INDIVIDUAL DEFENSE (press box stats)

OILERS – Leading Tackler: Lathon 4-7-11. Sacks: Williams 1. Int.: McDowell 2, Orlando 1. FF: None. FR: Moon 2.

JETS – Leading Tackler: Clifton 5-6-11, Stargell 8-3-11. Sacks: Lewis 2.0, Lageman 1.0, Young 1.0. Int.: McMillan 1. FF: Young 1, Lageman 1. FR: Stargell 1.

AFC DIVISIONAL PLAYOFF GAME – 1991 Denver 26, Houston 24 January 4, 1992 • Mile High Stadium

David Treadwell's 28-yard field goal with 16 seconds remaining capped a dramatic 87-yard drive in the closing moments to lift the Broncos over the Oilers. Treadwell's winning kick came shortly after John Elway's 44-yard completion to Vance Johnson on fourth-and-10 from the Denver 35-yard line. Earlier on the drive, Elway scrambled seven yards for a first down on fourth-and-6 from the 28. And it was Elway's 22-yard completion to Michael Young that got the Broncos out of a hole at their own 2-yard line. Denver started the winning drive there with no time outs left after Houston's Greg Montgomery dropped his punt out of bounds with 2:07 left in the game. Warren Moon passed for three touchdowns as Houston built first half leads of 14-0 and 21-6. But the Broncos defense stiffened, allowing only a field goal in the second half.

Denver	6	7	3	10	26
Houston	14	7	0	3	24

TEAM	SCORING PLAY	QTR-INTO
Oilers	H. Jeffries 15 yd. pass from Moon (Del Greco kick)	1-1:46
Oilers	D. Hill 9 yd. pass from Moon (Del Greco kick)	1-9:44
Broncos	V. Johnson 10 yd. pass from Elway (kick no good)	1-13:43
Oilers	C. Duncan 6 yd. pass from Moon (Del Greco kick)	2-4:05
Broncos	G. Lewis 1 yd. run (Treadwell kick)	2-14:21
Broncos	D. Treadwell 49 yd. field goal	3-13:02
Oilers	A. Del Greco 25 yd. field goal	4-1:35
Broncos	G. Lewis 1 yd. run (Treadwell kick)	4-8:07
Broncos	D. Treadwell 28 yd. field goal	4-14:44

Missed FG: Del Greco 33WR
Attendance: 75,301

	Broncos	Oilers
First downs	26	23
3rd-down conversion-att	5-11-45%	5-8-63%
4th-down conversion-att	3-3-100%	0-0-0%
Total yards	418	422
Rushing yards	151	97
Passing yards	267	325
Passes-comp.-Int.	34-20-1	36-27-1
Punts-avg.	2-40.5	1-44
Punt return yards	0-0	0-0
Kickoff return yards	4-88	6-82
Fumbles-lost	3-0	0-0
Penalties-yards	6-70	13-85
Field goals made-att	2-2	1-2
Time of possession	29:34	30:26

RUSHING											
OILERS	Att	Yds	Lg	TD	BRONCOS	Att	Yds	Lg	TD		
L. White	17	79	10	0	G. Green	17	59	14	0		
W. Moon	2	18	15	0	J. Elway	6	39	15	0		
					R. Rivers	1	3	3	0		
					G. Lewis	3	2	1	2		
					S. Sewell	4	48	19	0		
TOTALS	19	97	15	0	TOTALS	31	151	19	2		

PASSING											
OILERS	Att	Cmp	Yds	TD-I	BRONCOS	Att	Cmp	Yds	TD-I		
W. Moon	36	27	325	3-1	J. Elway	33	19	257	1-1		
					S. Sewell	1	1	10	0-0		
TOTALS	36	27	325	3-1	TOTALS	34	20	267	1-1		

RECEIVING											
OILERS	Rec	Yds	Lg	TD	BRONCOS	Rec	Yds	Lg	TD		
H. Jeffries	7	99	49	1	C. Kay	1	8	8	0		
L. White	5	35	10	0	V. Johnson	5	78	44	1		
E. Givins	6	111	29	0	D. Russell	1	20	20	0		
D. Hill	2	21	12	1	S. Sharpe	3	20	7	0		
C. Duncan	6	40	11	1	M. Young	4	85	32	0		
T. Jones	1	19	19	0	R. Nattiel	2	27	23	0		
					S. Sewell	3	28	16	0		
					G. Green	1	1	1	0		
TOTALS	27	325	49	3	TOTALS	20	267	44	1		

INDIVIDUAL DEFENSE (press box stats)

OILERS – Leading Tackler: A. Smith 6-1-7, L. Lathon 6-1-7. Sacks: None. Int.: R. Johnson 1. FF: B. Orlando 1, A. Smith 1. FR: None.

BRONCOS – Leading Tackler: C. Dimry 9-0-9, M. Brooks 7-2-9. Sacks: None. Int.: S. Atwater 1. FF: None. FR: J. Davidson 1.



PLAYOFF GAME SUMMARIES

AFC WILD CARD PLAYOFF GAME – 1992 Buffalo 41, Houston 38 (OT) January 3, 1993 • Rich Stadium

Warren Moon threw for 220 yards and four touchdowns in the first half as Houston jumped out to a 28-3 lead. Early in the third quarter, Oilers defensive back Bubba McDowell intercepted Frank Reich's first pass of the second half and returned it 58 yards for a touchdown as the Oilers took a commanding 32-point lead, 35-3. Then, Buffalo started the comeback, advancing 50 yards to score on Davis' 1-yard touchdown run to cut the deficit to 35-10. After a recovered onside kick by the Bills which led to a touchdown, and a 26-yard touchdown pass to wide receiver Andre Reed, the lead was trimmed to 35-24. On the Oilers' ensuing possession, Bills safety Henry Jones intercepted a pass from Moon which led to another touchdown pass from Reich to Reed. Kicker Al Del Greco attempted a field goal to increase the Oilers' lead, but the snap was fumbled. The Bills then scored on a 17-yard touchdown pass, taking the lead 38-35 with three minutes remaining in the game. A last minute drive ending in a 26-yard field goal from Del Greco would send the game into overtime. Early in overtime, Bills defensive back Nate Odomes intercepted a pass from Moon, setting up Steve Christie's 32-yard game-winning field goal.

Buffalo 3	0	28	7	3	41
Houston 7	21	7	3	0	38

TEAM	SCORING PLAY	QTR-LEFT
Oilers	H. Jeffries 3 pass from W. Moon (A. Del Greco kick)	1-5:51
Bills	S. Christie 36 field goal	1-1:24
Oilers	W. Slaughter 7 pass from W. Moon (A. Del Greco kick)	2-8:59
Oilers	C. Duncan 26 pass from W. Moon (A. Del Greco kick)	2-4:09
Oilers	H. Jeffries 27 pass from W. Moon (A. Del Greco kick)	2-0:14
Oilers	B. McDowell 58 INT return (A. Del Greco kick)	3-13:19
Bills	K. Davis 1 run (D. Christie, kick)	3-8:52
Bills	D. Beebe 38 pass from F. Reich (D. Christie kick)	3-7:56
Bills	A. Reed 26 pass from F. Reich (D. Christie kick)	3-4:21
Bills	A. Reed 18 pass from F. Reich (D. Christie kick)	3-2:00
Bills	A. Reed 17 pass from F. Reich (D. Christie kick)	4-3:08
Oilers	A. Del Greco 26 field goal	4-0:12
Bills	D. Christie 32 field goal	5-11:54

Missed FG: None
Attendance: 75,141

	Bills	Oilers
First downs	19	27
3rd-down conversion-att	8-15-53%	6-14-43%
4th-down conversion-att	2-3-67%	2-3-67%
Total yards	366	429
Rushing yards	98	82
Passing yards	268	347
Passes-comp.-Int.	34-21-1	50-36-2
Punts-avg.	2-35	2-24.5
Punt return yards	0-0	1-7
Kickoff return yards	5-55	4-27
Fumbles-lost	0-0	2-0
Penalties-yards	4-30	4-30
Field goals made-att	2-2	1-1
Time of possession	25:27	37:39

RUSHING									
OILERS	Att	Yds	Lg	TD	BILLS	Att	Yds	Lg	TD
W. Moon	2	7	5	0	T. Thomas	11	26	6	0
L. White	19	75	14	0	K. Davis	13	68	35	1
Montgomery	1	0	0	0	C. Gardner	1	5	5	0
					F. Reich	1	-1	-1	0
TOTALS	22	82	14	0	TOTALS	26	98	35	1

PASSING									
OILERS	Att	Cmp	Yds	TD-I	BILLS	Att	Cmp	Yds	TD-I
W. Moon	50	36	371	4-2	F. Reich	34	21	289	4-1
TOTALS	50	36	371	4-2	TOTALS	34	21	289	4-1

RECEIVING									
OILERS	Rec	Yds	Lg	TD	BILLS	Rec	Yds	Lg	TD
C. Duncan	8	57	26	1	P. Metzelaars	3	43	2	0
W. Slaughter	8	73	18	1	A. Reed	8	136	27	3
H. Jeffries	8	98	32	2	T. Thomas	2	-3	1	0
E. Givins	9	117	27	0	D. Beebe	4	64	38	1
L. Harris	2	15	9	0	J. Lofton	2	24	18	0
L. White	1	11	11	0	K. Davis	2	25	19	0
TOTALS	36	371	32	4	TOTALS	21	289	38	4

INDIVIDUAL DEFENSE (press box stats)

OILERS – Leading Tackler: A. Smith 4-3-7. Sacks: W. Fuller 2.0, S. Jones 1.0. Int.: B. McDowell 1. FF: None. FR: None.

BILLS – Leading Tackler: P. Hansen 10-0-10. Sacks: J. Wright 2.0, P. Hansen 1.0, D. Talley 1.0. Int.: H. Jones 1, N. Odomes 1. FF: D. Talley 1. FR: None.

AFC DIVISIONAL PLAYOFF GAME – 1993 Kansas City 28, Houston 20 January 16, 1994 • Astrodome

Joe Montana threw three second-half touchdown passes, including two just 54 seconds apart in the fourth quarter, to rally the Chiefs past the Oilers. Houston, which entered the game with an 11-game winning streak, jumped out to a 10-0 lead in the opening quarter and still led 13-7 after Al Del Greco's 43-yard field goal with 9:37 remaining in the fourth quarter. But Kansas City marched 71 yards in only 59 seconds, the key play a 38-yard pass interference penalty against Oilers cornerback Cris Dishman, to take the lead for the first time on Montana's 11-yard touchdown pass to J.J. Birden. On the next play from scrimmage, Chiefs linebacker Derrick Thomas sacked Warren Moon, forcing a fumble that defensive tackle Dan Saleaumua recovered at the Oilers' 12-yard line. On third down, Montana's 18-yard touchdown pass to Willie Davis put Kansas City ahead 21-13 with 7:44 left. Houston drove 80 yards to a touchdown to pull within one point with 3:45 to go, but Marcus Allen's 21-yard touchdown run at the 1:55 mark sealed the Oilers' fate.

Kansas City 0	0	7	21	28
Houston 10	0	0	10	20

TEAM	SCORING PLAY	QTR-LEFT
Oilers	A. Del Greco 49 field goal	1-11:10
Oilers	C. Brown 2 run (A. Del Greco kick)	1-1:59
Chiefs	K. Cash 7 pass from J. Montana (N. Lowery kick)	3-10:19
Oilers	A. Del Greco 43 field goal	4-9:37
Chiefs	J. Birden 11 pass from J. Montana (N. Lowery kick)	4-8:38
Chiefs	W. Davis 18 pass from J. Montana (N. Lowery kick)	4-7:44
Oilers	E. Givins 7 pass from W. Moon (A. Del Greco kick)	4-3:35
Chiefs	M. Allen 21 run (N. Lowery kick)	4-1:55

Missed FG: None
Attendance: 64,011

	Chiefs	Oilers
First downs	18	19
3rd-down conversion-att	6-12-50%	7-15-47%
4th-down conversion-att	0-1-0%	0-1-0%
Total yards	354	277
Rushing yards	71	39
Passing yards	283	238
Passes-comp.-Int.	38-22-2	43-32-1
Punts-avg.	3-45	5-48.6
Punt return yards	4-44	1-12
Kickoff return yards	2-38	3-50
Fumbles-lost	0-0	7-2
Penalties-yards	7-51	3-63
Field goals made-att	0-0	2-2
Time of possession	24:18	35:42

RUSHING									
OILERS	Att	Yds	Lg	TD	CHIEFS	Att	Yds	Lg	TD
W. Moon	3	22	17	0	M. Allen	14	74	21	1
G. Brown	11	17	5	1	D. Krieg	2	-2	-1	0
					K. Anders	1	0	0	0
					J. Montana	1	-1	-1	0
TOTALS	14	39	17	1	TOTALS	18	71	21	1

PASSING									
OILERS	Att	Cmp	Yds	TD-I	CHIEFS	Att	Cmp	Yds	TD-I
W. Moon	43	32	306	1-1	J. Montana	38	22	299	3-2
TOTALS	43	32	306	1-1	TOTALS	38	22	299	3-2

RECEIVING									
OILERS	Rec	Yds	Lg	TD	CHIEFS	Rec	Yds	Lg	TD
H. Jeffries	9	88	28	0	J. Birden	6	60	14	1
E. Givins	7	63	15	1	W. Davis	5	96	36	1
G. Wellman	6	80	30	0	K. Cash	4	80	41	1
C. Duncan	6	49	14	0	T. Barnett	2	24	14	0
G. Brown	4	26	12	0	T. McNair	2	9	9	0
					M. Allen	1	12	12	0
					J. Hayes	1	9	9	0
					F. Jones	1	9	9	0
TOTALS	32	306	30	1	TOTALS	22	299	41	3

INDIVIDUAL DEFENSE (press box stats)

OILERS – Leading Tackler: B. Orlando 8-2-10. Sacks: W. Fuller 1.0, L. Lathon 1.0. Int.: S. Jackson 1, T. Hoage 1. FF: None. FR: None.

CHIEFS – Leading Tackler: A. Lewis 8-0-8, M. Bayless 6-2-8, C. Mincy 6-2-8. Sacks: A. Lewis 2.0, D. Thomas 2.0, B. Thompson 2.0, N. Smith 1.0, J. Phillips 1.0. Int.: C. Mincy 1. FF: None. FR: Saleaumua 1.



PLAYOFF GAME SUMMARIES



AFC Wild Card Game: Titans 22, Bills 16

Sunday, Jan. 9, 2000 • 11:30 a.m. CST • Adelphia Coliseum



GAME RECAP

One of the most memorable finishes in NFL playoff history gave the Titans the franchise's first playoff win since 1991, a 22-16 stunner over the visiting Buffalo Bills. After Steve Christie kicked a 41-yard field goal to give Buffalo a 16-15 lead with 16 seconds remaining, Kevin Dyson returned a Frank Wycheck lateral on the ensuing kickoff 75 yards for a touchdown with three seconds left in the game. The play, quickly dubbed as the "Music City Miracle," gave Tennessee a 22-16 lead that turned into a victory after Buffalo's last-ditch hopes for a matching return touchdown were thwarted. Eddie George paced Tennessee's offense with a 29-carry, 106-yard performance. The victory, in front of a franchise-record crowd at Adelphia Coliseum, allowed the franchise to advance to the AFC Divisional Playoffs for the first time since 1993. The Titans took a 12-0 lead into intermission, but the Bills stormed back behind two touchdowns from Antowain Smith that gave Buffalo a 13-12 lead with 11:08 remaining. Al Del Greco's 36-yard field goal gave the Titans a 15-13 lead with 1:48 remaining, setting up the game's final dramatic moments.

SCORING

	1	2	3	4	Final
Buffalo	0	0	7	9	16
Tennessee	0	12	0	10	22

TEAM	SCORING PLAY	TIME
Titans	R. Johnson sacked by J. Kearse for safety	2-11:19
Titans	S. McNair 1 run (A. Del Greco kick)	2-7:55
Titans	A. Del Greco 40 field goal	2-0:00
Bills	A. Smith 4 run (S. Christie kick)	3-12:28
Bills	A. Smith 1 run (Two-pt. attempt failed)	4-11:08
Titans	A. Del Greco 36 field goal	4-1:48
Bills	S. Christie 41 field goal	4-0:16
Titans	K. Dyson 75 kickoff return (A. Del Greco kick)	4-0:03

Missed FGs: A. Del Greco 43WL

Attendance: 66,782

Time of Game: 3:19

Weather: 40°, Wind 3 mph

Referee: Johnny Grier



TEAM STATISTICS

	Bills	Titans
TOTAL FIRST DOWNS	13	16
THIRD DOWN EFFICIENCY	5-13-38%	4-16-25%
FOURTH DOWN EFFICIENCY	0-0-0%	0-0-0%
TOTAL NET YARDS	220	194
Plays - Avg.	55-4.0	66-2.9
NET YARDS RUSHING	123	139
Rushes - Avg.	27-4.6	39-3.6
NET YARDS PASSING	97	55
Sacks - Yards Lost	6-34	3-21
PASS ATT-COMP-INT	22-10-0	24-13-1
PUNTS - Avg.	8-38.5	7-41.0
PUNT RETURNS - Yards	3-10	6-32
KICKOFF RETURNS - Yards	4-73	5-193
INTERCEPTIONS - Yards	1-8	0-0
PENALTIES Number and Yards	10-59	2-12
FUMBLES - Lost	2-1	2-1
TOUCHDOWNS	2	2
FIELD GOALS Made-Attempts	1-1	2-3
RED ZONE EFFICIENCY	2-2-100%	1-2-50%
GOAL TO GO EFFICIENCY	2-2-100%	1-1-100%
SAFETIES	0	1
GIVEAWAYS	1	2
TAKEAWAYS	2	1
TIME OF POSSESSION	24:54	35:06

BILLS STARTERS

OFFENSE

WR 80	E.Moulds
LT 70	J.Fina
LG 79	R.Brown
C 60	J.Ostroski
RG 61	D.Zeigler
RT 69	M.Spriggs
TE 85	J.Riemersma
WR 83	A.Reed
QB 11	R.Johnson
WR 82	Kev.Williams
RB 34	T.Thomas

DEFENSE

LE 90	P.Hansen
NT 92	T.Washington
RE 78	B.Smith
LOBL 59	S.Rogers
LILB 52	J.Holecek
RILB 56	S.Cowart
ROLB 99	G.Northern
LCB 26	A.Winfield
RCB 28	T.Smith
SS 20	H.Jones
FS 24	K.Schulz

TITANS STARTERS

OFFENSE

WR 87	K.Dyson
LT 72	B.Hopkins
LG 74	B.Matthews
C 60	K.Long
RG 75	B.Olson
RT 69	J.Runyan
TE 89	F.Wycheck
WR 82	Y.Thigpen
QB 9	S.McNair
FB 41	L.Neal
RB 27	E.George

DEFENSE

LE 90	J.Kearse
LT 91	J.Evans
RE 97	J.Fisk
RE 99	K.Holmes
LLB 55	E.Robinson
MLB 52	B.Wortham
RLB 58	J.Bowden
LCB 25	D.Walker
RCB 21	S.Rolle
SS 23	B.Bishop
FS 31	M.Robertson

BILLS INDIVIDUAL STATISTICS

Rushing	Att	Yds	Avg	Lg	TD
A.Smith	14	79	5.6	44	2
J.Linton	5	25	5.0	12	0
T.Thomas	5	10	2.0	9	0
R.Johnson	3	9	3.0	4	0
Total	27	123	4.6	44	2

Passing	Att	Cmp	Yds	TD	Lg	IN	Rt
R.Johnson	22	10	131	0	37	0	64.8
Total	22	10	131	0	37	0	64.8

Receiving	No	Yds	Avg	Lg	TD
P.Price	5	62	12.4	15	0
E.Moulds	3	62	20.7	37	0
S.Gash	1	6	6.0	6	0
B.Collins	1	1	1.0	1	0
Total	10	131	13.1	37	0

Interceptions	No	Yds	Avg	Lg	TD
A.Winfield	1	8	8.0	8	0
Total	1	8	8.0	8	0

Leading Tacklers (Press Box Totals)

J.Holecek 13-10-3; S.Cowart 11-6-5

Sacks: B.Smith 2.5; P.Hansen 0.5

FF: K.Schulz 1

FR: P.Hansen 1

TITANS INDIVIDUAL STATISTICS

Rushing	Att	Yds	Avg	Lg	TD
E.George	29	106	3.7	9	0
S.McNair	6	19	3.2	10	1
R.Thomas	4	14	3.5	13	0
Total	39	139	3.6	13	1

Passing	Att	Cmp	Yds	TD	Lg	IN	Rt
S.McNair	24	13	76	0	14	1	43.1
Total	24	13	76	0	14	1	43.1

Receiving	No	Yds	Avg	Lg	TD
F.Wycheck	4	29	7.3	14	0
J.Harris	4	20	5.0	10	0
E.George	2	4	2.0	3	0
C.Sanders	1	11	11.0	11	0
Y.Thigpen	1	8	8.0	8	0
K.Dyson	1	4	4.0	4	0
Total	13	76	5.8	14	0

Interceptions	No	Yds	Avg	Lg	TD
None					

Leading Tacklers (Press Box Totals)

B.Bishop 7-6-1; E.Robinson 6-4-2

Sacks: J.Kearse 2; J.Fisk 1; S.Rolle 1; J.Evans 1;

K.Holmes 1

FF: J.Kearse 2

FR: B.Wortham 1



PLAYOFF GAME SUMMARIES



AFC Divisional Game: Titans 19, Indianapolis 16 Sunday, Jan. 16, 2000 • 4:05 p.m. EST • RCA Dome



GAME RECAP

Eddie George ran for a franchise playoff-record 162 yards and a touchdown as the Tennessee Titans advanced to their first AFC Championship Game since 1979 with a 19-16 victory over the Indianapolis Colts at the RCA Dome. George's 68-yard touchdown run on the first drive of the third quarter gave the Titans the lead for good, and Tennessee's defense held rookie standout Edgerrin James to only 56 yards rushing on 20 carries. Al Del Greco set franchise post-season records for field goals in a game and a career, kicking two of his four field goals in each half to give him 11 for his career. Indiana native Blaine Bishop led the inspired Tennessee defense with 11 tackles and two passes defended, and the defensive unit as a whole held Peyton Manning in check, with the second-year signal caller completing only 19 of 43 passes for 227 yards in the loss. The Colts pulled within three points with 1:51 remaining on Manning's 15-yard TD run, but Yancey Thigpen sealed Tennessee's victory by recovering Danny Kight's ensuing onside kick.

SCORING

	1	2	3	4	Final
Tennessee	0	6	7	6	19
Indianapolis	3	6	0	7	16

TEAM	SCORING PLAY	TIME
Colts	M. Vanderjagt 40 field goal	1-7:13
Titans	A. Del Greco 49 field goal	2-14:56
Colts	M. Vanderjagt 40 field goal	2-5:38
Titans	A. De lGrec0 37 field goal	2-3:15
Colts	M.Vanderjagt 34 field goal	2-0:01
Titans	E. George 68 run (A. Del Greco kick)	3-13:19
Titans	A. Del Greco 25 field goal	4-12:57
Titans	A. Del Greco 43 fied goal	4-4:19
Colts	P. Manning 15 run (M. Vanderjagt kick)	4-1:51

Missed FGs: None

Attendance: 57,097

Time of Game: 3:20

Weather: Indoor

Referee: Johnny Grier



TEAM STATISTICS

	Titans	Colts
TOTAL FIRST DOWNS	13	19
THIRD DOWN EFFICIENCY	3-14-21%	5-15-33%
FOURTH DOWN EFFICIENCY	0-0-0%	0-1-0%
TOTAL NET YARDS	309	305
Plays - Avg.	57-5.4	65-4.7
NET YARDS RUSHING	197	78
Rushes - Avg.	33-6.0	23-3.4
NET YARDS PASSING	112	227
Sacks - Yards Lost	0-0	0-0
PASS ATT-COMP-INT	24-13-0	42-19-0
PUNTS - Avg.	5-52.0	7-48.6
PUNT RETURNS - Yards	3-49	2-24
KICKOFF RETURNS - Yards	2-47	6-87
INTERCEPTIONS - Yards	0-0	0-0
PENALTIES Number and Yards	9-78	7-60
FUMBLES - Lost	1-1	1-0
TOUCHDOWNS	1	1
FIELD GOALS Made-Attempts	4-4	3-3
RED ZONE EFFICIENCY	0-2-0%	1-2-50%
GOAL TO GO EFFICIENCY	0-1-0%	0-0-0%
SAFETIES	0	0
GIVEAWAYS	1	0
TAKEAWAYS	0	1
TIME OF POSSESSION	31:14	28:46

TITANS STARTERS

OFFENSE

WR 87	K.Dyson
LT 72	B.Hopkins
LG 74	B.Matthews
C 60	K.Long
RG 75	B.Olson
RT 69	J.Runyan
TE 89	F.Wycheck
WR 82	Y.Thigpen
QB 9	S.McNair
FB 41	L.Neal
RB 27	E.George

DEFENSE

LE 90	J.Kearse
LT 91	J.Evans
RT 97	J.Fisk
RE 99	K.Holmes
LLB 55	E.Robinson
MLB 52	B.Wortham
RLB 58	J.Bowden
LCB 25	D.Walker
RCB 21	S.Rolle
SS 23	B.Bishop
FS 31	M.Robertson

COLTS STARTERS

OFFENSE

WR 84	E.Green
LT 78	T.Glenn
LG 76	S.McKinney
C 50	L.Moore
RG 74	W.Jackson
RT 73	A.Meadows
WR 88	M.Harrison
TE 85	K.Dilger
QB 18	P.Manning
HB 81	M.Pollard
RB 32	E.James

DEFENSE

LT 95	B.Whittington
LE 90	M.Thomas
RT 62	E.Johnson
RE 92	C.Bratzke
LLB 57	B.Berry
MLB 53	M.Barber
RLB 52	M.Peterson
LCB 20	J.Burris
RCB 38	T.Poole
SS 37	C.Cota
FS 29	J.Belser

TITANS INDIVIDUAL STATISTICS

Rushing	Att	Yds	Avg	Lg	TD
E.George	26	162	6.2	68	1
S.McNair	7	35	5.0	29	0
Total	33	197	6.0	68	1

Passing	Att	Cmp	Yds	TD	Lg	IN	Rt
S.McNair	24	13	112	0	26	0	66.7
Total	24	13	112	0	26	0	66.7

Receiving	No	Yds	Avg	Lg	TD
Y.Thigpen	3	19	6.3	7	0
F.Wycheck	3	16	5.3	6	0
E.George	3	14	4.7	6	0
C.Sanders	2	38	19.0	26	0
K.Dyson	2	25	12.5	15	0
Total	13	112	8.6	26	0

Interceptions	No	Yds	Avg	Lg	TD
None					

Leading Tacklers (Coaching Totals)

B.Bishop 7-6-1; M.Robertson 6-6-0

Sacks: None

FF: D.Sidney 1

FR: None

COLTS INDIVIDUAL STATISTICS

Rushing	Att	Yds	Avg	Lg	TD
E.James	20	56	2.8	14	0
P.Manning	3	22	7.3	15	1
Total	23	78	3.4	15	1

Passing	Att	Cmp	Yds	TD	Lg	IN	Rt
P.Manning	42	19	227	0	33	0	62.3
Total	42	19	227	0	33	0	62.3

Receiving	No	Yds	Avg	Lg	TD
M.Harrison	5	65	13.0	25	0
J.Pathon	5	44	8.8	13	0
T.Wilkins	4	55	13.8	23	0
K.Dilger	2	12	6.0	7	0
E.Green	1	33	33.0	33	0
M.Pollard	1	10	10.0	10	0
E.James	1	8	8.0	8	0
Total	19	227	11.9	33	0

Interceptions	No	Yds	Avg	Lg	TD
None					

Leading Tacklers (Press Box Totals)

M.Barber 10-9-1; M.Peterson 8-4-4

Sacks: None

FF: None

FR: M.Thomas 1

PLAYOFF GAME SUMMARIES



AFC Championship Game: Titans 33, Jacksonville 14

Sunday, Jan. 23, 2000 • 12:40 p.m. EST • Alltel Stadium



GAME RECAP

The Titans advanced to the Super Bowl for the first time in franchise history by defeating the Jacksonville Jaguars for the third time in the same season, 33-14, at Alltel Stadium. Steve McNair ran for 91 yards and two second-half touchdowns, combining with Eddie George for 177 yards rushing on the afternoon. The Titans' defense turned in a dominant performance, forcing six Jacksonville turnovers, including two fumbles and two interceptions from Mark Brunell. Jacksonville led 14-7 on a 33-yard TD run by James Stewart. But the Titans then scored 26 unanswered points, including an Al Del Greco 34-yard field goal that cut the Jaguar lead to 14-10 at halftime. McNair scored on a 1-yard run with 9:24 remaining in the third quarter, and after Mark Brunell was dropped for a safety, Derrick Mason ran the ensuing free kick 80 yards for a touchdown. McNair scored his second touchdown of the game with seven minutes remaining, sealing the 33-14 outcome. The win gave the Titans their first AFC Championship since the AFL-NFL merger, and advanced them to Super Bowl XXXIV against St. Louis.

SCORING

	1	2	3	4	Final
Tennessee	7	3	16	7	33
Jacksonville	7	7	0	0	14

TEAM	SCORING PLAY	TIME
Jaguars	K. Brady 7 pass from M. Brunell (M. Hollis kick)	1-11:20
Titans	Y. Thigpen 9 pass from S. McNair (A. Del Greco kick)	1-5:30
Jaguars	J. Stewart 33 run (M. Hollis kick)	2-4:36
Titans	A. Del Greco 34 field goal	2-0:20
Titans	S. McNair 1 run (A. Del Greco kick)	3-9:24
Titans	M. Brunell sacked by J. Evans & J. Fisk for safety	3-5:13
Titans	D. Mason 80 kickoff return (A. Del Greco kick)	3-4:56
Titans	S. McNair 1 run (A. Del Greco kick)	4-6:59

Missed FGs: None

Attendance: 75,206

Time of Game: 2:19

Weather: 68°, Wind SW 12 mph

Referee: Bernie Kukar



TEAM STATISTICS

	Titans	Jaguars
TOTAL FIRST DOWNS	18	19
THIRD DOWN EFFICIENCY	3-10-30%	3-10-30%
FOURTH DOWN EFFICIENCY	0-0-0%	0-2-0%
TOTAL NET YARDS	289	360
Plays - Avg.	58-5.0	64-5.6
NET YARDS RUSHING	177	144
Rushes - Avg.	34-5.2	23-6.3
NET YARDS PASSING	112	216
Sacks - Yards Lost	1-0	3-10
PASS ATT-COMP-INT	23-14-1	38-19-2
PUNTS - Avg.	5-40.2	3-45.3
PUNT RETURNS - Yards	2-14	3-6
KICKOFF RETURNS - Yards	4-174	6-80
INTERCEPTIONS - Yards	2-0	1-1
PENALTIES Number and Yards	5-39	9-100
FUMBLES - Lost	5-3	5-4
TOUCHDOWNS	4	2
FIELD GOALS Made-Attempts	1-1	0-0
RED ZONE EFFICIENCY	3-5-60%	1-3-33%
GOAL TO GO EFFICIENCY	2-3-67%	0-1-0%
SAFETIES	1	0
GIVEAWAYS	4	6
TAKEAWAYS	6	4
TIME OF POSSESSION	31:36	28:24

TITANS STARTERS

OFFENSE		DEFENSE	
WR 87	K. Dyson	LE 90	J. Kearse
LT 72	B. Hopkins	LT 91	J. Evans
LG 74	B. Matthews	RT 97	J. Fisk
C 60	K. Long	RE 99	K. Holmes
RG 75	B. Olson	LLB 55	E. Robinson
RT 69	J. Runyan	MLB 52	B. Wortham
TE 89	F. Wycheck	RLB 58	J. Bowden
WR 82	Y. Thigpen	LCB 25	D. Walker
QB 9	S. McNair	RCB 21	S. Rolle
TE 88	J. Harris	SS 23	B. Bishop
RB 27	E. George	FS 31	M. Robertson

JAGUARS STARTERS

OFFENSE		DEFENSE	
WR 82	J. Smith	LE 97	R. Wynn
LT 62	B. Coleman	LT 96	G. Walker
LG 76	R. Tylski	RT 91	S. Payne
C 66	J. Wade	RE 90	T. Brackens
RG 77	Z. Wiegert	SLB 95	B. Paup
RT 72	L. Searcy	MLB 56	L. Marts
TE 80	K. Brady	WLB 51	K. Hardy
WR 87	K. McCardell	LCB 25	F. Bryant
QB 8	M. Brunell	RCB 21	A. Beasley
RB 28	F. Taylor	SS 20	D. Darius
TE 88	D. Jones	FS 37	C. Lake

TITANS INDIVIDUAL STATISTICS

Rushing	Att	Yds	Avg	Lg	TD
S. McNair	9	91	10.1	51	2
E. George	25	86	3.4	20	0
Total	34	177	5.2	51	2

Passing	Att	Cmp	Yds	TD	Lg	IN	Rt
S. McNair	23	14	112	1	15	1	69.5
Total	23	14	112	1	15	1	69.5

Receiving	No	Yds	Avg	Lg	TD
J. Harris	3	33	11.0	15	0
E. George	3	19	6.3	15	0
I. Byrd	2	19	9.5	11	0
Y. Thigpen	2	16	8.0	9	1
F. Wycheck	2	12	6.0	8	0
K. Dyson	1	12	12.0	12	0
L. Neal	1	1	1.0	1	0
Total	14	112	8.0	15	1

Interceptions	No	Yds	Avg	Lg	TD
M. Robertson	1	0	0.0	0	0
D. Mitchell	1	0	0.0	0	0
Total	2	0	0.0	0	0

Leading Tacklers (Coaching Totals)

E. Robinson 7-6-1

Sacks: B. Bishop 1.0; K. Holmes 1.0; J. Evans 0.5; J. Fisk 0.5

FF: E. Robinson 2; B. Bishop 1; K. Holmes 1

FR: J. Fisk 1; J. Kearse 1; D. Walker 1

JAGUARS INDIVIDUAL STATISTICS

Rushing	Att	Yds	Avg	Lg	TD
F. Taylor	19	110	5.8	31	0
J. Stewart	3	35	11.7	33	1
M. Brunell	1	-1	-1.0	-1	0
Total	23	144	6.3	33	1

Passing	Att	Cmp	Yds	TD	Lg	IN	Rt
M. Brunell	38	19	226	1	37	2	55.4
Total	38	19	226	1	37	2	55.4

Receiving	No	Yds	Avg	Lg	TD
K. McCardell	6	67	11.2	18	0
J. Smith	5	92	18.4	37	0
K. Brady	5	44	8.8	17	1
F. Taylor	2	16	8.0	9	0
D. Jones	1	7	7.0	7	0
Total	19	226	11.9	37	1

Interceptions	No	Yds	Avg	Lg	TD
F. Bryant	1	1	1.0	1	0
Total	1	1	1.0	1	0

Leading Tacklers (Press Box Totals)

K. Hardy 10-6-4; L. Marts 8-6-2

Sacks: T. Brackens 1.0

FF: K. Hardy 1; L. Marts 1; T. Brackens 1

FR: L. Marts 1; T. Brackens 1



PLAYOFF GAME SUMMARIES



SUPER BOWL XXXIV: Titans 16, Rams 23 Sunday, Jan. 30, 2000 • 6:25 p.m. EST • Georgia Dome



GAME RECAP

The Titans' magical season ended at the Georgia Dome, as receiver Kevin Dyson was stopped just short of the goal line on the game's last play by Rams linebacker Mike Jones in a 23-16 St. Louis victory. The play ended an inspired two-minute drive led by Steve McNair, who broke Super Bowl records for rushing yards by a quarterback in both one game and one play for the Titans. The Rams held a 9-0 lead at halftime, extending their lead to 16-0 on a nine yard TD reception by Torry Holt with 7:20 left in the third quarter. The Titans charged back on two touchdown runs by Eddie George, and tied the score at 16 on a 43-yard Al Del Greco field goal with 2:12 remaining. On the first play of the ensuing drive, Isaac Bruce broke free and scored on a 73-yard touchdown pass from Kurt Warner, giving the Rams a seven-point advantage. McNair then led a 12-play, 87-yard drive that culminated in the completion to Dyson. McNair's prolific day included 64 yards rushing. George, meanwhile, rushed for 95 yards to become the Titans' career playoff rushing leader.

SCORING

	1	2	3	4	Final
St. Louis	3	6	7	7	23
Tennessee	0	0	6	10	16

TEAM	SCORING PLAY	TIME
Rams	J. Wilkins 27 yd. field goal	1-3:00
Rams	J. Wilkins 29 yd. field goal	2-4:16
Rams	J. Wilkins 28 yd. field goal	2-0:15
Rams	T. Holt 9 yd. pass from K. Warner (J. Wilkins kick)	3-7:20
Titans	E. George 1 yd. run (two-pt attempt failed)	3-0:14
Titans	E. George 2 yd. run (A. Del Greco kick)	4-7:21
Titans	Del Greco 43 yd. field goal	4-2:12
Rams	I. Bruce 73 yd. pass from K. Warner (J. Wilkins kick)	4-1:54

Missed FGs: J.Wilkins 34WR, A.Del Greco 47WL, 47B

Attendance: 72,625

Time of Game: 3:28

Weather: Indoor

Referee: Bob McElwee



TEAM STATISTICS

	Rams	Titans
TOTAL FIRST DOWNS	23	27
THIRD DOWN EFFICIENCY	5-12-42%	6-13-46%
FOURTH DOWN EFFICIENCY	0-1-0%	1-1-100%
TOTAL NET YARDS	436	367
Plays - Avg.	60-7.3	73-5.0
NET YARDS RUSHING	29	159
Rushes - Avg.	13-2.2	36-4.4
NET YARDS PASSING	407	208
Sacks - Yards Lost	2-7	1-6
PASS ATT-COMP-INT	45-24-0	36-22-0
PUNTS - Avg.	2-38.5	3-43.0
PUNT RETURNS - Yards	2-8	1-1
KICKOFF RETURNS - Yards	4-55	5-122
INTERCEPTIONS - Yards	0-0	0-0
PENALTIES Number and Yards	8-60	7-45
FUMBLES - Lost	2-0	1-0
TOUCHDOWNS	2	2
FIELD GOALS Made-Attempts	3-4	1-3
RED ZONE EFFICIENCY	1-6-17%	2-3-67%
GOAL TO GO EFFICIENCY	1-2-50%	2-3-67%
SAFETIES	0	0
GIVEAWAYS	0	0
TAKEAWAYS	0	0
TIME OF POSSESSION	23:34	36:26

RAMS STARTERS

OFFENSE

WR 88	T.Holt
LT 76	O.Pace
LG 61	T.Nutten
C 60	M.Gruttadauria
RG 62	A.Timmerman
RT 73	F.Miller
TE 86	R.Williams
WR 80	I.Bruce
QB 13	K.Warner
RB 28	M.Faulk
FB 25	R.Holcombe

DEFENSE

LE 93	K.Carter
LT 99	R.Agnew
RT 75	D.Farr
RE 98	G.Wistrom
LLB 52	M.Jones
MLB 59	L.Fletcher
RLB 54	T.Collins
LCB 41	T.Lyght
RCB 21	D.McCleon
SS 22	B.Jenkins
FS 35	K.Lyle

TITANS STARTERS

OFFENSE

WR 87	K.Dyson
LT 72	B.Hopkins
LG 74	B.Matthews
C 60	K.Long
RG 75	B.Olson
RT 69	J.Runyan
TE 89	F.Wycheck
WR 83	I.Byrd
QB 9	S.McNair
TE 88	J.Harris
RB 27	E.George

DEFENSE

LE 90	J.Kearse
LT 91	J.Evans
RT 97	J.Fisk
RE 99	K.Holmes
LLB 55	E.Robinson
MLB 52	B.Wortham
RLB 58	J.Bowden
LCB 25	D.Walker
RCB 21	S.Rolle
SS 23	B.Bishop
FS 33	A.Dorsett

RAMS INDIVIDUAL STATISTICS

Rushing	Att	Yds	Avg	Lg	TD
M.Faulk	10	17	1.7	4	0
R.Holcombe	1	11	11.0	11	0
K.Warner	1	1	1.0	1	0
M.Horan	1	0	0.0	0	0
Total	13	29	2.2	11	0

Passing	Att	Cmp	Yds	TD	Lg	IN	Rt
K.Warner	45	24	414	2	73	0	99.7
Total	45	24	414	2	73	0	99.7

Receiving	No	Yds	Avg	Lg	TD
T.Holt	7	109	15.6	32	1
I.Bruce	6	162	27.0	73	1
M.Faulk	5	90	18.0	52	0
A.Hakim	1	17	17.0	17	0
E.Conwell	1	16	16.0	16	0
R.Proehl	1	11	11.0	11	0
R.Williams	1	9	9.0	9	0
R.Holcombe	1	1	1.0	1	0
F.Miller	1	-1	-1.0	-1	0
Total	24	414	17.3	73	2

Interceptions	No	Yds	Avg	Lg	TD
None					

Leading Tacklers (Coaching Totals)

B.Jenkins 12-9-3; L.Fletcher 11-9-2; M.Jones 9-7-2

Sacks: K.Carter 1.0

FF: B.Jenkins 1

FR: None

TITANS INDIVIDUAL STATISTICS

Rushing	Att	Yds	Avg	Lg	TD
E.George	28	95	3.4	13	2
S.McNair	8	64	8.0	23	0
Total	36	99	2.8	16	2

Passing	Att	Cmp	Yds	TD	Lg	IN	Rt
S.McNair	36	22	214	0	32	0	77.8
Total	36	22	214	0	32	0	77.8

Receiving	No	Yds	Avg	Lg	TD
J.Harris	7	64	9.1	21	0
F.Wycheck	5	35	7.0	13	0
K.Dyson	4	41	10.3	16	0
E.George	2	35	17.5	32	0
I.Byrd	2	21	10.5	21	0
D.Mason	2	18	9.0	9	0
Total	22	214	9.7	32	0

Interceptions	No	Yds	Avg	Lg	TD
None					

Leading Tacklers (Press Box Totals)

J.Kearse 5-5-0; B.Bishop 5-4-1; A.Dorsett 5-1-4

Sacks: J.Fisk 1.0; J.Kearse 1.0

FF: None

FR: None



PLAYOFF GAME SUMMARIES



AFC Divisional Game: Titans 10, Ravens 24 Sunday, 7 2001 • 11:35 am CST • Adelphia Coliseum



GAME RECAP

The Baltimore Ravens used big plays on defense and special teams to advance to the AFC Championship Game with a 24-10 victory over the Tennessee Titans at Adelphia Coliseum. Anthony Mitchell returned a blocked Al Del Greco field goal attempt 90 yards for a touchdown to break a 10-10 tie, and NFL Defensive Player of the Year Ray Lewis returned an interception 50 yards for a touchdown to seal Baltimore's win with 6:41 remaining in the fourth quarter. The Titans took control of the game early, as Eddie George capped off an opening drive that spanned 11 plays and 58 yards with a two-yard touchdown run. Regardless of the final score, it was a dominant performance by the Tennessee defense, as they held the Ravens to six first downs, 134 total yards, and only five completions by Baltimore quarterback Trent Dilfer. Offensively, the Titans dominated Baltimore in first downs (23 to 6), rushing yards (126 to 49) and passing yards (191 to 85), but Baltimore's big plays were ultimately too much to overcome. The loss ended the Titans' reign as AFC Champions and their season at 13-4.

SCORING

	1	2	3	4	Final
Baltimore	0	7	3	14	24
Tennessee	7	0	3	0	10

TEAM	SCORING PLAY	TIME
Titans	E. George 2 run (A. Del Greco kick)	1-7:43
Ravens	Ja. Lewis 1 run (M. Stover kick)	2-9:46
Titans	A. Del Greco 21 field goal	3-8:14
Ravens	M. Stover 38 field goal	3-3:05
Ravens	A. Mitchell 90 field goal return (M. Stover kick)	4-12:12
Ravens	R. Lewis 50 interception return (M. Stover kick)	4-6:41

Missed FGs: A.Del Greco 45B, 31LU, 37B

Attendance: 68,527

Time of Game: 3:01

Weather: 48°, Wind S 6 mph

Referee: Bernie Kukar



TEAM STATISTICS

	Ravens	Titans
TOTAL FIRST DOWNS	6	23
THIRD DOWN EFFICIENCY	2-11-18%	5-16-31%
FOURTH DOWN EFFICIENCY	0-0-0%	0-2-0%
TOTAL NET YARDS	134	317
Plays - Avg.	43-3.1	81-3.9
NET YARDS RUSHING	49	126
Rushes - Avg.	23-2.1	33-3.8
NET YARDS PASSING	85	191
Sacks - Yards Lost	3-32	1-4
PASS ATT-COMP-INT	17-5-0	47-25-1
PUNTS - Avg.	8-27.6	5-37.8
PUNT RETURNS - Yards	1-4	2-5
KICKOFF RETURNS - Yards	3-69	4-55
INTERCEPTIONS - Yards	1-50	0-0
PENALTIES Number and Yards	7-50	6-55
FUMBLES - Lost	0-0	0-0
TOUCHDOWNS	1	1
FIELD GOALS Made-Attempts	1-1	1-4
RED ZONE EFFICIENCY	1-1-100%	1-4-25%
GOAL TO GO EFFICIENCY	1-1-100%	0-1-0%
SAFETIES	0	0
GIVEAWAYS	0	1
TAKEAWAYS	1	0
TIME OF POSSESSION	19:31	40:29

RAVENS STARTERS

OFFENSE		DEFENSE	
WR 87	Q.Ismail	LDE 90	R.Burnett
LT 75	J.Ogden	LDT 95	S.Adams
LG 64	E.Mulitalo	RDT 98	T.Siragusa
C 60	J.Mitchell	RDE 99	M.McCrary
RG 62	M.Flynn	LLB 58	P.Boulware
RT 70	H.Swayne	MLB 52	R.Lewis
TE 82	S.Sharpe	RLB 55	J.Sharper
WR 83	P.Johnson	LCB 22	D.Starks
QB 8	T.Dilfer	RCB 21	C.McAlister
FB 32	S.Gash	SS 26	R.Woodson
RB 31	Ja.Lewis	S 45	C.Harris

TITANS STARTERS

OFFENSE		DEFENSE	
WR 85	D.Mason	LE 90	J.Kearse
LT 72	B.Hopkins	LT 92	H.Ford
LG 74	B.Matthews	RT 97	J.Fisk
C 60	K.Long	RE 99	K.Holmes
RG 75	B.Olson	LLB 51	G.Favors
RT 71	F.Miller	MLB 56	R.Godfrey
TE 89	F.Wycheck	RLB 55	E.Robinson
WR 81	C.Sanders	LCB 25	D.Walker
QB 9	S.McNair	RCB 21	S.Rolle
FB 41	L.Neal	SS 23	B.Bishop
RB 27	E.George	FS 31	M.Robertson

RAVENS INDIVIDUAL STATISTICS

Rushing	Att	Yds	Avg	Lg	TD
Ja.Lewis	17	47	2.8	14	1
T.Dilfer	4	1	0.3	4	0
Je.Lewis	1	1	1.0	1	0
S.Gash	1	0	0.0	0	0
Total	23	49	2.1	14	1

Passing	Att	Cmp	Yds	TD	Lg	IN	Rt
T.Dilfer	16	5	117	0	56	0	58.6
T.Banks	1	0	0	0	0	0	39.6
Total	17	5	117	0	56	0	55.8

Receiving	No	Yds	Avg	Lg	TD
Q.Ismail	3	53	17.7	33	0
S.Sharpe	1	56	56.0	56	0
B.Stokley	1	8	8.0	8	0
Total	5	117	23.4	56	0

Interceptions	No	Yds	Avg	Lg	TD
R.Lewis	1	50	50.0	50	1
Total	1	50	50.0	50	1

Leading Tacklers (Coaching Totals)

R.Lewis 12-9-3; C.Harris 11-8-3; R.Woodson 11-6-5

Sacks: S.Adams 1.0

FF: None

FR: None

TITANS INDIVIDUAL STATISTICS

Rushing	Att	Yds	Avg	Lg	TD
E.George	27	91	3.4	15	1
S.McNair	5	31	6.2	11	0
R.Thomas	1	4	4.0	4	0
Total	33	126	3.8	15	1

Passing	Att	Cmp	Yds	TD	Lg	IN	Rt
S.McNair	46	24	176	0	17	1	52.4
N.O'Donnell	1	1	19	0	19	0	118.8
Total	47	25	195	0	19	1	54.8

Receiving	No	Yds	Avg	Lg	TD
E.George	8	52	6.5	10	0
D.Mason	7	88	12.6	19	0
F.Wycheck	5	31	6.2	13	0
Y.Thigpen	3	25	8.3	11	0
E.Kinney	1	9	9.0	9	0
S.McNair	1	-10	-10.0	-10	0
Total	25	195	7.8	19	0

Interceptions	No	Yds	Avg	Lg	TD
None					

Leading Tacklers (Press Box Totals)

R.Godfrey 9-7-2; M.Robertson 5-3-2

Sacks: H.Ford 1.0; R.Godfrey 1.0; J.Fisk 1.0

FF: None

FR: None



PLAYOFF GAME SUMMARIES



AFC Divisional Game: Titans 34, Pittsburgh 31 (OT) Saturday, Jan. 11, 2003 • 3:30 p.m. CST • Adelphia Coliseum



GAME RECAP

Joe Nedney got a chance for redemption and made a 26-yard field goal 2:15 into overtime that gave the Titans a bruising 34-31 playoff victory over the Pittsburgh Steelers. The kick was the result of a penalty on the previous play by cornerback Dewayne Washington. He drew a 5-yard flag for running into Nedney, giving the kicker another chance after he hooked a 31-yard attempt wide right. Titans quarterback Steve McNair passed for 338 yards and two touchdowns in the game, while tight end Frank Wycheck set a career high with 123 yards on 10 receptions. The Titans scored the game's first 14 points on McNair and Eddie George runs before the Steelers responded with 20 unanswered points. Wycheck and Erron Kinney each caught touchdown passes in the second half. Nedney's game-winner gave the Titans their first victory in four playoff games against Pittsburgh and propelled them into the AFC Championship Game at Oakland.

SCORING

	1	2	3	4	OT	Final
Pittsburgh	0	13	7	11	0	31
Tennessee	14	0	14	3	3	34

TEAM	SCORING PLAY	TIME
Titans	S. McNair 8 run (J. Nedney kick)	1-11:01
Titans	E. George 1 run (J. Nedney kick)	1-0:17
Steelers	H. Ward 8 pass from T. Maddox (J. Reed kick)	2-9:29
Steelers	J. Reed 30 field goal	2-6:47
Steelers	J. Reed 39 field goal	2-0:00
Steelers	A. Zereoue 31 run (J. Reed kick)	3-14:37
Titans	F. Wycheck 7 pass from S. McNair (J. Nedney kick)	3-9:37
Titans	E. Kinney 2 pass from S. McNair (J. Nedney kick)	3-4:38
Steelers	H. Ward 21 pass from T. Maddox (H. Ward to P. Burress pass)	4-10:09
Steelers	J. Reed 40 yd. field goal	4-8:30
Titans	J. Nedney 42 yd. field goal	4-5:40
Titans	J. Nedney 26 yd. field goal	5-12:45

Missed FGs: J.Reed 44WL, J.Nedney 48WR

Attendance: 68,809

Time of Game: 3:50

Weather: 34°, Wind WNW 9 mph

Referee: Ron Blum



TEAM STATISTICS

	Steelers	Titans
TOTAL FIRST DOWNS	21	29
THIRD DOWN EFFICIENCY	4-14-29%	12-18-67%
FOURTH DOWN EFFICIENCY	0-0-0%	1-1-100%
TOTAL NET YARDS	324	430
Plays - Avg.	63-5.1	82-5.2
NET YARDS RUSHING	67	99
Rushes - Avg.	20-3.4	36-2.8
NET YARDS PASSING	257	331
Sacks - Yards Lost	1-9	1-7
PASS ATT-COMP-INT	42-21-1	45-27-2
PUNTS - Avg.	6-31.8	4-28.8
PUNT RETURNS - Yards	2-14	1-9
KICKOFF RETURNS - Yards	6-138	7-116
INTERCEPTIONS - Yards	2-0	1-16
PENALTIES Number and Yards	6-41	8-92
FUMBLES - Lost	0-0	2-2
TOUCHDOWNS	3	4
FIELD GOALS Made-Attempts	3-4	2-3
RED ZONE EFFICIENCY	1-3-33%	4-5-80%
GOAL TO GO EFFICIENCY	1-1-100%	3-3-100%
SAFETIES	0	0
GIVEAWAYS	1	4
TAKEAWAYS	4	1
TIME OF POSSESSION	24:43	37:32

STEELERS STARTERS

OFFENSE			DEFENSE		
WR 90	P.Burress	DE 91	A.Smith		
LT 72	W.Gandy	NT 98	C.Hampton		
LG 66	A.Faneca	DE 67	K.Von Oelhoffen		
C 64	J.Hartings	LOLB 92	J.Gildon		
RG 73	K.Simmons	LILB 51	J.Farrior		
RT 77	M.Smith	RILB 97	K.Bell		
TE 84	J.Tuman	ROLB 55	J.Porter		
QB 8	T.Maddox	FS 27	B.Alexander		
RB 21	A.Zereoue	SS 41	L.Flowers		
FB 35	D.Kreider	RC 20	D.Washington		
WR 86	H.Ward	LC 30	C.Scott		

TITANS STARTERS

OFFENSE			DEFENSE		
WR 85	D.Mason	LE 93	K.Carter		
LT 72	B.Hopkins	LT 78	J.Thornton		
LG 69	Z.Piller	RT 91	A.Haynesworth		
C 64	G.DiNapoli	RE 97	C.Hall		
RG 75	B.Olson	LLB 59	P.Sirmon		
RT 71	F.Miller	MLB 56	R.Godfrey		
TE 89	F.Wycheck	RLB 53	K.Bulluck		
WR 83	D.Bennett	LCB 22	A.Dyson		
QB 9	S.McNair	RCB 21	S.Rolle		
RB 27	E.George	SS 25	T.Williams		
TE 88	E.Kinney	FS 31	L.Schulters		

STEELERS INDIVIDUAL STATISTICS

Rushing	Att	Yds	Avg	Lg	TD
A.Zereoue	14	49	3.5	31	1
A.Randle El	1	11	11.0	11	0
J.Bettis	3	6	2.0	4	0
H.Ward	2	1	0.5	11	0
Total	20	67	3.4	31	1

Passing	Att	Cmp	Yds	TD	Lg	IN	Rt
T.Maddox	41	21	266	2	40	1	77.9
A.Randle El	1	0	0	0	0	0	39.6
Total	42	21	266	2	40	1	76.1

Receiving	No	Yds	Avg	Lg	TD
H.Ward	7	82	11.7	21	2
A.Radnle El	4	53	13.3	30	0
T.Mathis	3	40	13.3	22	0
P.Burress	2	62	31.0	40	0
D.Kreider	2	14	7.0	8	0
A.Zereoue	2	10	5.0	5	0
Total	21	266	12.7	40	2

Interceptions	No	Yds	Avg	Lg	TD
C.Scott	1	0	0.0	0	0
D.Townsend	1	0	0.0	0	0
Total	2	0	0.0	0	0

Leading Tacklers (Coaching Totals)

L.Flowers 11-9-2; L.Foote 11-7-4; J.Farrior 10-7-3

Sacks: K.Von Oelhoffen 1.0

FF: C.Hampton 1

FR: L.Flowers 1; A.Smith 1

TITANS INDIVIDUAL STATISTICS

Rushing	Att	Yds	Avg	Lg	TD
E.George	15	33	2.2	9	1
S.McNair	8	29	3.6	8	1
D.Mason	2	20	10.0	16	0
R.Holcombe	11	17	1.5	11	0
Total	36	99	2.8	16	2

Passing	Att	Cmp	Yds	TD	Lg	IN	Rt
S.McNair	44	27	338	2	39	2	81.4
N.O'Donnell	1	0	0	0	0	0	39.6
Total	45	27	338	2	39	2	79.7

Receiving	No	Yds	Avg	Lg	TD
F.Wycheck	10	123	12.3	39	1
D.Bennett	7	85	12.1	20	0
D.Mason	5	47	9.4	18	0
J.McCareins	2	53	26.5	31	0
E.Kinney	2	20	10.0	18	1
R.Holcombe	1	10	10.0	10	0
Total	27	338	12.5	39	2

Interceptions	No	Yds	Avg	Lg	TD
S.Rolle	1	16	16.0	16	0
Total	1	16	16.0	16	0

Leading Tacklers (Press Box Totals)

K.Bulluck 9-5-4; P.Sirmon 6-4-2; R.Godfrey 5-3-2

Sacks: D.Mitchell 1.0

FF: None

FR: None



PLAYOFF GAME SUMMARIES



AFC Championship Game: Titans 24, Oakland 41

Sunday, Jan. 19, 2003 • 3:45 p.m. PST • Network Associates Coliseum



GAME RECAP

The Raiders scored 14 unanswered points in the fourth quarter, closing out the Titans 41-24 to advance to Super Bowl XXXVII against Tampa Bay. Steve McNair's second rushing touchdown of the game pulled Tennessee within 27-24 at the end of the third quarter, but Rich Gannon scored on a 2-yard run and Zack Crockett added a 7-yard scoring run, ending a drive that consumed 6:29 on the clock late in the contest. The game's momentum changed before halftime when Oakland turned back-to-back fumbles by Tennessee into 10 points to close out the first half, taking a 24-17 lead at intermission. The Titans had scored 10 unanswered points to take their first lead of the game, 17-14, on McNair's 9-yard rushing touchdown. But a fumble by Robert Holcombe turned into a 1-yard touchdown pass from Gannon to Doug Jolley two plays later. Then John Simon fumbled the ensuing kickoff which Sebastian Janikowski turned into a 43-yard field goal as time expired at intermission.

SCORING

	1	2	3	4	Final
Tennessee	7	10	7	0	24
Oakland	14	10	3	14	41

TEAM	SCORING PLAY	TIME
Raiders	J. Porter 3 pass from R. Gannon (S. Janikowski kick)	1-10:59
Titans	D. Bennett 33 pass from S. McNair (J. Nedney kick)	1-5:59
Raiders	C. Garner 12 pass from R. Gannon (S. Janikowski kick)	1-2:47
Titans	J. Nedney 29 field goal	2-12:39
Titans	S. McNair 9 run (J. Nedney kick)	2-2:47
Raiders	S. Jolley 1 pass from R. Gannon (S. Janikowski kick)	2-1:00
Raiders	S. Janikowski 43 field goal	2-0:00
Raiders	S. Janikowski 32 field goal	3-4:29
Titans	S. McNair 13 run (C. Hentrich kick)	3-0:31
Raiders	R. Gannon 2 run (S. Janikowski kick)	4-11:27
Raiders	Z. Crockett 7 run (S. Janikowski kick)	4-3:25

Missed FGs: None

Attendance: 62,544

Time of Game: 3:34

Weather: 52°, Wind NW 9 mph

Referee: Ed Hochuli



TEAM STATISTICS

	Titans	Raiders
TOTAL FIRST DOWNS	28	25
THIRD DOWN EFFICIENCY	6-12-50%	4-9-44%
FOURTH DOWN EFFICIENCY	0-2-0%	0-0-0%
TOTAL NET YARDS	312	375
Plays - Avg.	68-4.6	58-6.5
NET YARDS RUSHING	138	89
Rushes - Avg.	30-4.6	17-5.2
NET YARDS PASSING	174	286
Sacks - Yards Lost	2-20	0-0
PASS ATT-COMP-INT	36-21-0	41-29-0
PUNTS - Avg.	3-32.0	3-40.0
PUNT RETURNS - Yards	1-11	0-0
KICKOFF RETURNS - Yards	7-131	5-143
INTERCEPTIONS - Yards	0-0	0-0
PENALTIES Number and Yards	7-60	14-127
FUMBLES - Lost	2-2	3-1
TOUCHDOWNS	3	5
FIELD GOALS Made-Attempts	1-1	2-2
RED ZONE EFFICIENCY	2-4-50%	5-6-83%
GOAL TO GO EFFICIENCY	1-1-100%	3-3-100%
SAFETIES	0	0
GIVEAWAYS	2	1
TAKEAWAYS	1	2
TIME OF POSSESSION	33:35	26:25

TITANS STARTERS

OFFENSE		DEFENSE	
WR 85	D.Mason	LE 93	K.Carter
LT 72	B.Hopkins	LT 78	J.Thornton
LG 69	Z.Piller	RT 91	A.Haynesworth
C 64	G.DiNapoli	RE 90	J.Kearse
RG 75	B.Olson	RLB 53	K.Bulluck
RT 71	F.Miller	LCB 22	A.Dyson
TE 89	F.Wycheck	RCB 21	S.Rolle
WR 83	D.Bennett	DB 30	D.Mitchell
QB 9	S.McNair	DB 29	R.Coady
RB 27	E.George	SS 25	T.Williams
TE 88	E.Kinney	FS 31	L.Schulters

RAIDERS STARTERS

OFFENSE		DEFENSE	
WR 81	T.Brown	DE 99	D.Grant
LT 65	B.Sims	DT 95	S.Adams
LG 73	F.Middleton	DT 97	J.Parrella
C 63	B.Robbins	DE 91	R.Upshaw
RG 79	M.Collins	OLB 53	B.Romanowski
RT 72	L.Kennedy	MLB 58	N.Harris
TE 88	D.Jolley	OLB 50	E.Barton
WR 80	J.Rice	CB 24	C.Woodson
WR 84	J.Porter	CB 20	T.James
QB 12	R.Gannon	SS 33	A.Dorsett
RB 25	C.Garner	FS 26	R.Woodson

TITANS INDIVIDUAL STATISTICS

Rushing	Att	Yds	Avg	Lg	TD
E.George	15	67	4.5	17	0
S.McNair	5	53	10.6	16	2
R.Holcombw	9	24	2.7	7	0
C.Hentrich	1	-6	-6.0	-6	0
Total	30	138	4.6	17	2

Passing	Att	Cmp	Yds	TD	Lg	IN	Rt
S.McNair	36	21	194	1	33	0	82.4
Total	36	21	194	1	33	0	82.4

Receiving	No	Yds	Avg	Lg	TD
D.Mason	5	41	8.2	14	0
R.Holcombe	5	25	5.0	9	0
F.Wycheck	4	41	10.3	18	0
D.Bennett	3	58	19.3	33	1
E.Kinney	2	15	7.5	14	0
E.George	1	9	9.0	9	0
E.Berlin	1	5	5.0	5	0
Total	21	194	9.2	33	1

Interceptions	No	Yds	Avg	Lg	TD
None					

Leading Tacklers (Coaching Totals)

D.Mitchell 8-7-1; L.Schulters 6-6-0; T.Williams 6-6-0

Sacks: None

FF: K.Carter 1; T.Williams 1

FR: S.Rolle 1

RAIDERS INDIVIDUAL STATISTICS

Rushing	Att	Yds	Avg	Lg	TD
R.Gannon	8	41	5.1	14	1
C.Garner	7	36	5.1	18	0
Z.Crockett	1	7	7.0	7	1
T.Wheatley	1	5	5.0	5	0
Total	17	89	5.2	18	2

Passing	Att	Cmp	Yds	TD	Lg	IN	Rt
R.Gannon	41	29	286	3	31	0	114.5
Total	41	29	286	3	31	0	114.5

Receiving	No	Yds	Avg	Lg	TD
T.Brown	9	73	8.1	14	0
C.Garner	7	55	7.9	17	1
J.Rice	5	79	15.8	29	0
J.Porter	4	52	13.0	31	1
D.Jolley	3	13	4.3	7	1
J.Ritchie	1	14	14.0	14	0
Total	29	286	9.9	31	3

Interceptions	No	Yds	Avg	Lg	TD
None					

Leading Tacklers (Press Box Totals)

E.Barton 8-7-1; C.Woodson 8-5-3

Sacks: J.Parrella 1.0; C.Cooper 0.5; N.Harris 0.5

FF: E.Barton 1

FR: A.Dorsett 1



PLAYOFF GAME SUMMARIES



Wild Card Round: Titans 20, Ravens 17 Saturday, Jan. 3, 2004 • 4:35 p.m. EST • M&T Bank Stadium



GAME RECAP

NFL career scoring leader Gary Anderson kicked a 46-yard field goal with 29 seconds left after a courageous effort by a limping Steve McNair, giving the Titans a 20-17 victory in the first-round AFC Wild Card playoff game. McNair, named the league's co-MVP just 24 hours before kickoff, engineered an eight-play, 35-yard drive to set up the winning kick, and Eddie George finished with 88 yards on 25 carries, despite playing with a dislocated shoulder in the second half. In the process, Tennessee snapped a five-game losing streak against the Ravens. The Titans held 2003 NFL rushing champion Jamal Lewis to a season-low 35 yards. The Titans got the better of Ravens linebacker Ray Lewis, the AP NFL Defensive Player of the Year. George ran repeatedly at him all game, dispelling any myth that Lewis owned the 1-on-1 battle. The Titans took a 14-10 lead in the third quarter when McNair threw a 49-yard touchdown pass to Justin McCareins. Tennessee took a 7-0 lead in the first quarter on Chris Brown's first career touchdown from six yards out. The Titans held Lewis to 12 yards rushing on seven carries in the first half and outgained Baltimore 108-15 in the first quarter.

SCORING

	1	2	3	4	Final
Tennessee	7	0	7	6	20
Baltimore	7	3	0	7	17

TEAM	SCORING PLAY	TIME
Titans	C. Brown 6 run (G. Anderson kick)	1-8:54
Ravens	W. Demps 56 interception return (M. Stover kick)	1-6:12
Ravens	M. Stover 43 field goal	2-1:55
Titans	J. McCareins 49 pass from S. McNair (G. Anderson kick)	3-7:59
Titans	G. Anderson 45 field goal	4-9:13
Ravens	T. Heap 35 pass from A. Wright (M. Stover kick)	4-4:30
Titans	G. Anderson 46 field goal	4-0:29

Missed FGs: None

Attendance: 69,452

Time of Game: 2:59

Weather: 63°, Wind SW 9 mph

Referee: Bill Carollo



TEAM STATISTICS

	Titans	Ravens
TOTAL FIRST DOWNS	16	12
THIRD DOWN EFFICIENCY	6-15-40%	3-12-25%
FOURTH DOWN EFFICIENCY	0-0-0%	0-0-0%
TOTAL NET YARDS	324	255
Plays - Avg.	63-5.1	55-4.6
NET YARDS RUSHING	165	54
Rushes - Avg.	40-4.1	16-3.4
NET YARDS PASSING	159	201
Sacks - Yards Lost	0-0	2-13
PASS ATT-COMP-INT	23-14-3	37-20-2
PUNTS - Avg.	6-44.7	8-48.8
PUNT RETURNS - Yards	6-70	2-2
KICKOFF RETURNS - Yards	4-61	4-79
INTERCEPTIONS - Yards	2-1	3-79
PENALTIES Number and Yards	6-55	8-70
FUMBLES - Lost	0-0	1-0
TOUCHDOWNS	2	2
FIELD GOALS Made-Attempts	2-2	1-1
RED ZONE EFFICIENCY	1-2-50%	0-0-0%
GOAL TO GO EFFICIENCY	1-1-100%	0-0-0%
SAFETIES	0	0
GIVEAWAYS	3	2
TAKEAWAYS	2	3
TIME OF POSSESSION	35:08	24:52

TITANS STARTERS

OFFENSE		DEFENSE	
WR 85	D.Mason	LT 98	R.Smith
TE 88	E.Kinney	LE 93	K.Carter
LT 72	B.Hopkins	RT 92	A.Haynesworth
LG 69	Z.Piller	RE 90	J.Kearse
C 77	J.Hartwig	LLB 59	P.Sirmon
RG 75	B.Olson	MLB 55	B.Kassell
RT 71	F.Miller	RLB 53	K.Bulluck
TE 89	F.Wycheck	LCB 22	A.Dyson
WR 83	D.Bennett	RCB 21	S.Rolle
QB 9	S.McNair	SS 25	Ta.Williams
RB 27	E.George	FS 31	L.Schulters

RAVENS STARTERS

OFFENSE		DEFENSE	
TE 82	T.Jones	LE 98	A.Weaver
LT 75	J.Ogden	NT 97	K.Gregg
LG 64	E.Mulitalo	RDE 94	M.Douglas
C 62	M.Flynn	LOLB 90	C.Brown
RG 66	B.Anderson	LILB 56	E.Hartwell
RT 78	O.Brown	RILB 52	R.Lewis
TE 86	T.Heap	ROLB 55	T.Suggs
WR 89	T.Taylor	LCB 21	C.McAlister
QB 2	A.Wright	RCB 28	G.Baxter
FB 31	J.Lewis	SS 20	E.Reed
RB 39	A.Ricard	FS 47	W.Demps

TITANS INDIVIDUAL STATISTICS

Rushing	Att	Yds	Avg	Lg	TD
E.George	25	88	3.5	13	0
C.Brown	11	61	5.5	16	1
S.McNair	4	16	4.0	9	0
Total	40	165	4.1	16	1

Passing	Att	Cmp	Yds	TD	Lg	IN	Rt
S.McNair	23	14	159	1	49	3	56.5
Total	23	14	159	1	49	3	56.5

Receiving	No	Yds	Avg	Lg	TD
D.Mason	3	28	9.3	13	0
J.McCareins	2	62	31.0	49	1
F.Wycheck	2	17	8.5	14	0
E.Kinney	2	12	6.0	6	0
E.George	2	9	4.5	6	0
D.Bennett	1	17	17.0	17	0
T.Calico	1	12	12.0	12	0
C.Brown	1	2	2.0	2	0
Total	14	159	11.4	49	1

Interceptions	No	Yds	Avg	Lg	TD
S.Rolle	1	1	1.0	1	0
A.Dyson	1	0	0.0	0	0
Total	2	1	1.0	1	0

Leading Tacklers (Coaching Totals)

K.Bullock 8-8-0; S.Rolle 5-4-1

Sacks: A. Haynesworth 1.0; K. Carter 1.0

FF: None

FR: None

RAVENS INDIVIDUAL STATISTICS

Rushing	Att	Yds	Avg	Lg	TD
J.Lewis	14	35	2.5	8	0
A.Wright	2	19	9.5	11	0
Total	16	54	3.4	11	0

Passing	Att	Cmp	Yds	TD	Lg	IN	Rt
A.Wright	37	20	214	1	35	2	57.7
Total	37	20	214	1	35	2	57.7

Receiving	No	Yds	Avg	Lg	TD
T.Taylor	7	82	11.7	30	0
T.Heap	6	80	13.3	35	1
C.Taylor	2	19	9.5	16	0
T.Jones	2	16	8.0	9	0
J.Lewis	2	4	2.0	6	0
M.Robinson	1	13	13.0	13	0
Total	20	214	10.7	35	1

Interceptions	No	Yds	Avg	Lg	TD
W.Demps	1	56	56.0	56	1
E.Reed	1	23	23.0	23	0
C.McAlister	1	0	0.0	0	0
Total	3	79	26.3	56	1

Leading Tacklers (Press Box Totals)

R.Lewis 17-11-6; M.Douglas 13-10-3; E.Hartwell 10-7-3

Sacks: None

FF: None

FR: None



PLAYOFF GAME SUMMARIES



Divisional Round: Titans 14, Patriots 17 Saturday, Jan. 10, 2004 • 8:15 p.m. EST • Gillette Stadium



GAME RECAP

NFL co-MVP Steve McNair almost single-handedly took Tennessee downfield in the final minutes. But the man playing with a cracked bone spur in his left ankle saw his final pass fall in and out of the hands of Drew Bennett with 1:45 remaining in a 17-14 playoff loss to the eventual Super Bowl champion New England Patriots. The Titans (13-5) were trying to return to the AFC Championship for the third time in five seasons, and McNair nearly got them there. He tied the game with an 11-yard touchdown pass to Derrick Mason in the third quarter on a drive in which he was a perfect five of five for 59 yards. But the Titans came up just short on the final drive that included a pair of controversial calls against Tennessee. The game-time temperature at kickoff was four degrees with a wind-chill of minus 10. Winds were blowing at 10 mph. It marked the coldest game in both Patriots and Titans history. Rookie running back Chris Brown scored his second career touchdown – and second of the post-season – when he crossed the end zone from five yards out to tie the game at 7 in the first quarter.

SCORING

	1	2	3	4	Final
Tennessee	7	0	7	0	14
New England	7	7	0	3	17

TEAM	SCORING PLAY	TIME
Patriots	B. Johnson 41 pass from T. Brady (A. Vinatieri kick)	1-10:59
Titans	C. Brown 5 run (G. Anderson kick)	1-7:31
Patriots	A. Smith 1 run (A. Vinatieri kick)	2-13:46
Titans	D. Mason 11 pass from S. McNair (G. Anderson kick)	3-4:14
Patriots	A. Vinatieri 46 yd. field goal	4-4:06

Missed FGs: G. Anderson (31B), A. Vinatieri (44WL)

Attendance: 68,436

Time of Game: 3:13

Weather: 4°, Clear, Wind WNW 10 mph

Referee: Bill Carollo



TEAM STATISTICS

	Titans	Patriots
TOTAL FIRST DOWNS	16	18
THIRD DOWN EFFICIENCY	7-13-54%	7-16-44%
FOURTH DOWN EFFICIENCY	0-1-0%	2-3-67%
TOTAL NET YARDS	284	297
Plays - Avg.	55-5.2	68-4.4
NET YARDS RUSHING	94	96
Rushes - Avg.	25-3.8	27-3.6
NET YARDS PASSING	190	201
Sacks - Yards Lost	4-20	0-0
PASS ATT-COMP-INT	26-18-1	41-21-0
PUNTS - Avg.	4-34.0	4-27.0
PUNT RETURNS - Yards	0-0	1-9
KICKOFF RETURNS - Yards	4-92	3-48
INTERCEPTIONS - Yards	0-0	1-7
PENALTIES Number and Yards	9-55	2-14
FUMBLES - Lost	0-0	1-1
TOUCHDOWNS	2	2
FIELD GOALS Made-Attempts	0-1	1-2
RED ZONE EFFICIENCY	2-4-50%	1-1-100%
GOAL TO GO EFFICIENCY	1-1-100%	1-1-100%
SAFETIES	0	0
GIVEAWAYS	1	1
TAKEAWAYS	1	1
TIME OF POSSESSION	31:58	28:02

TITANS STARTERS

OFFENSE		DEFENSE	
WR 85	D.Mason	LE 93	K.Carter
TE 88	E.Kinney	LT 98	R.Smith
LT 72	B.Hopkins	RT 92	A.Haynesworth
LG 69	Z.Piller	RE 90	J.Kearse
C 77	J.Hartwig	LLB 59	P.Sirmon
RG 75	B.Olson	DB 37	L.Thompson
RT 71	F.Miller	RLB 53	K.Bulluck
FB 35	R.Holcombe	LCB 22	A.Dyson
WR 86	J.McCareins	RCB 21	S.Rolle
QB 9	S.McNair	SS 25	Ta.Williams
RB 27	E.George	FS 31	L.Schulters

PATRIOTS STARTERS

OFFENSE		DEFENSE	
WR 83	D.Branch	LE 91	B.Hamilton
LT 72	M.Light	NT 92	T.Washington
LG 65	D.Woody	RE 93	R.Seymour
C 67	D.Koppen	OLB 55	W.McGinest
RG 63	J.Andruzzi	ILB 54	T.Bruschi
RT 68	T.Ashworth	ILB 95	R.Pifer
WR 17	D.Ward	OLB 50	M.Vrabel
WR 80	T.Brown	LCB 24	T.Law
QB 12	T.Brady	RCB 38	T.Poole
RB 32	A.Smith	S 26	E.Wilson
WR 87	D.Givens	S 37	R.Harrison

TITANS INDIVIDUAL STATISTICS

Rushing	Att	Yds	Avg	Lg	TD
E.George	16	48	3.0	9	0
C.Brown	7	35	5.0	13	1
S.McNair	2	11	5.5	12	0
Total	25	94	3.8	13	1

Passing	Att	Cmp	Yds	TD	Lg	IN	Rt
S.McNair	26	18	210	1	30	1	90.2
F.Wycheck	0	0	0	0	0	0	0.0
Total	26	18	210	1	30	1	90.2

Receiving	No	Yds	Avg	Lg	TD
D.Mason	7	90	12.9	29	1
D.Bennett	3	48	16.0	24	0
J.McCareins	2	21	10.5	11	0
F.Wycheck	2	9	4.5	6	0
E.George	2	7	3.5	4	0
T.Calico	1	30	30.0	30	0
E.Kinney	1	5	5.0	5	0
Total	18	210	11.7	30	1

Interceptions	No	Yds	Avg	Lg	TD
None					

Leading Tacklers (Coaching Totals)

P.Sirmon 12-9-3; K.Bulluck 10-8-2

Sacks: None

FF: K.Carter 1

FR: C.Hall 1

PATRIOTS INDIVIDUAL STATISTICS

Rushing	Att	Yds	Avg	Lg	TD
A.Smith	16	69	4.3	17	1
K.Faulk	5	22	4.4	8	0
T.Brady	5	5	1.0	5	0
L.Centers	1	0	0.0	0	0
Total	27	96	3.6	17	1

Passing	Att	Cmp	Yds	TD	Lg	IN	Rt
T.Brady	41	21	201	1	41	0	73.3
Total	41	21	201	1	41	0	73.3

Receiving	No	Yds	Avg	Lg	TD
D.Givens	4	26	6.5	8	0
C.Fauria	3	42	14.0	19	0
K.Faulk	3	31	10.3	19	0
D.Branch	3	10	3.3	6	0
B.Johnson	2	55	27.5	41	1
T.Brown	2	11	5.5	7	0
D.Ward	1	22	22.0	22	0
L.Centers	1	4	4.0	4	0
A.Smith	1	1	1.0	1	0
D.Graham	1	-1	-1.0	-1	0
Total	21	201	9.6	41	1

Interceptions

Interceptions	No	Yds	Avg	Lg	TD
R.Harrison	1	7	7.0	7	0
Total	1	7	7.0	7	0

Leading Tacklers (Press Box Totals)

T.Bruschi 9-5-4; M.Vrabel 8-7-1

Sacks: W.McGinest 3.0; M.Vrabel 1.0

FF: None


FR: None



PLAYOFF GAME SUMMARIES



Wild Card Round: Titans 6, Chargers 17 Sunday, Jan. 6, 2008 • 1:30 p.m. PST • Qualcomm Stadium



GAME RECAP

A pair of Rob Bironas field goals and a defense that held San Diego to 94 first-half yards enabled the Titans to take a 6-0 halftime lead in their first playoff game in four years. But San Diego scored 17 unanswered points in the second half, exploding for 256 yards, in a 17-6 victory at Qualcomm Stadium. Running back LaDainian Tomlinson was held to 42 yards, but got to celebrate the first playoff victory in three tries in his brilliant career. The Titans bottled up Tomlinson, the two-time NFL rushing champion, and dared quarterback Philip Rivers to beat them. The second-year starter did just that, throwing a 25-yard touchdown pass to Vincent Jackson late in the third quarter that gave San Diego its first lead at 10-6. Tomlinson finally found the end zone midway through the fourth quarter on a fourth-down leap over the pile from inside the 1-yard line that survived a video replay. Tennessee's defense dominated in the first half, holding San Diego to just 10 total yards and without a first down in the first quarter.

SCORING

	1	2	3	4	Final
Tennessee	3	3	0	0	6
San Diego	0	0	10	7	17

TEAM	SCORING PLAY	TIME
Titans	R. Bironas 30 field goal	1- 9:37
Titans	R. Bironas 44 field goal	2- 0:00
Chargers	N. Kaeding 20 field goal	3- 9:41
Chargers	V. Jackson 25 pass from P. Rivers (N. Kaeding kick)	3- 2:35
Chargers	L. Tomlinson 1 run (N. Kaeding kick)	4- 8:45

Missed FGs: Kaeding, SD (45WR); Bironas, Tenn. (38WL)

Attendance: 65,640

Time of Game: 3:04

Weather: 57°, Showers, Wind WSW 8 mph

Referee: Ed Hochuli



TEAM STATISTICS

	Titans	Chargers
TOTAL FIRST DOWNS	15	17
THIRD DOWN EFFICIENCY	9-16-56%	8-15-53%
FOURTH DOWN EFFICIENCY	0-0-0%	1-1-100%
TOTAL NET YARDS	248	350
Plays - Avg.	62-4.0	63-5.6
NET YARDS RUSHING	119	68
Rushes - Avg.	30-4.0	32-2.1
NET YARDS PASSING	129	282
Sacks - Yards Lost	3-9	1-10
PASS ATT-COMP-INT	29-16-1	30-19-1
PUNTS - Avg.	5-39.6	4-40.8
PUNT RETURNS - Yards	2-15	2-12
KICKOFF RETURNS - Yards	4-71	2-40
INTERCEPTIONS - Yards	1-0	1-10
PENALTIES Number and Yards	6-38	5-53
FUMBLES - Lost	1-1	1-0
TOUCHDOWNS	0	2
FIELD GOALS Made-Attempts	2-3	1-2
RED ZONE EFFICIENCY	0-3-0%	1-2-50%
GOAL TO GO EFFICIENCY	0-0-0%	1-1-100%
SAFETIES	0	0
GIVEAWAYS	2	1
TAKEAWAYS	1	2
TIME OF POSSESSION	27:41	32:19

TITANS STARTERS

OFFENSE			DEFENSE		
WR 83	E.Moulds	LE 98	A.Odom		
LT 71	M.Roos	LT 97	T.Brown		
LG 60	J.Bell	RT 92	A.Haynesworth		
C 54	E.Amano	RDE 93	K.Vanden Bosch		
RG 70	D.Loper	LLB 50	D.Thornton		
RT 76	D.Stewart	MLB 55	S.Tulloch		
TE 88	B.Hartsock	RLB 53	K.Bulluck		
WR 12	J.Gage	LCB 20	N.Harper		
QB 10	V.Young	RCB 31	C.Finnegan		
FB 45	A.Hall	SS 37	C.Lowry		
RB 29	C.Brown	FS 33	M.Griffin		

CHARGERS STARTERS

OFFENSE			DEFENSE		
WR 89	C.Chambers	DE 99	I.Olshansky		
LT 73	M.McNeill	DT 76	J.Williams		
LG 68	K.Dielman	DE 93	L.Castillo		
C 61	N.Hardwick	OLB 95	S.Phillips		
RG 79	M.Goff	ILB 54	S.Cooper		
RT 66	J.Clary	ILB 57	M.Wilhelm		
TE 85	A.Gates	OLB 56	S.Merriman		
WR 83	V.Jackson	LCB 23	Q.Jammer		
QB 17	P.Rivers	RCB 31	A.Cromartie		
FB 34	A.Pinnock	SS 42	C.Hart		
RB 21	L.Tomlinson	FS 20	M.McCree		

TITANS INDIVIDUAL STATISTICS

Rushing	Att	Yds	Avg	Lg	TD
L.White	19	69	3.6	13	0
A.Hall	3	14	4.7	11	0
C.Brown	4	13	3.3	5	0
V.Young	2	12	6.0	9	0
Ch.Davis	1	11	11.0	11	0
C.Henry	1	0	0.0	0	0
Total	30	119	4.0	13	0

Passing	Att	Cmp	Yds	TD	Lg	IN	Rt
V.Young	29	16	138	0	26	1	53.5
Total	29	16	138	0	26	1	53.5

Receiving	No	Yds	Avg	Lg	TD
B.Troupe	3	44	14.7	26	0
E.Moulds	3	18	6.0	10	0
B.Hartsock	3	16	5.3	6	0
B.Ealy	2	17	8.5	9	0
Ch.Davis	2	11	5.5	7	0
J.Gage	1	19	19.0	19	0
A.Hall	1	16	16.0	16	0
L.White	1	-3	-3.0	-3	0
Total	16	138	8.6	26	0

Interceptions	No	Yds	Avg	Lg	TD
C.Finnegan	1	0	0.0	0	0
Total	1	0	0.0	0	0

Leading Tacklers (Coaching Totals)

K.Bulluck 10-8-2; C.Finnegan 8-6-2

Sacks: C.Finnegan 1.0

FF: C.Finnegan 1

FR: None

CHARGERS INDIVIDUAL STATISTICS

Rushing	Att	Yds	Avg	Lg	TD
L.Tomlinson	21	42	2.0	12	1
M.Turner	9	28	3.1	11	0
P.Rivers	2	-2	-1.0	-1	0
Total	32	68	2.1	12	1

Passing	Att	Cmp	Yds	TD	Lg	IN	Rt
P.Rivers	30	19	292	1	39	1	92.6
Total	30	19	292	1	39	1	92.6

Receiving	No	Yds	Avg	Lg	TD
C.Chambers	6	121	20.2	39	0
V.Jackson	5	114	22.8	34	1
L.Tomlinson	3	19	6.3	9	0
B.Manumaleuna	2	18	9.0	9	0
A.Gates	2	15	7.5	16	0
C.Davis	1	5	5.0	5	0
Total	19	292	15.4	39	1

Interceptions	No	Yds	Avg	Lg	TD
D.Florence	1	10	10.0	10	0
Total	1	10	10.0	10	0

Leading Tacklers (Press Box Totals)

S.Phillips 10-9-1; L.Castillo 8-4-4; S.Cooper 8-4-4

Sacks: L.Castillo 1.0; J.Cesaire 1.0;

S.Merriman 1.0;

FF: S.Merriman 1

FR: S.Phillips 1

PLAYOFF GAME SUMMARIES



Divisional Round: Titans 10, Ravens 13 Saturday, Jan. 10, 2009 • 3:30 p.m. CT • LP Field



GAME RECAP

Matt Stover connected on a 43-yard field goal with under a minute to play that proved to be the difference as the Ravens defeated the Titans 13-10 in a Divisional Round playoff game at LP Field. Despite being outgained 391-211 in totals yards and gaining nine first downs to Tennessee's 21, Baltimore forced three turnovers, all as the Titans were driving inside the Ravens' 30-yard line. Receiver Justin Gage caught a career-high 10 balls for 135 yards, second in his career only to his 147-yard effort in Jacksonville earlier in the season. The Titans were held without a sack for the first time since Week 8. It marked only the third time all season that the Titans did not force a turnover. Defensively, Tennessee held a Baltimore rushing attack averaging four yards-per-carry to 50 yards on 30 carries. Chris Johnson rushed for 72 yards in the first quarter before leaving the game with an injured ankle.

SCORING

	1	2	3	4	Final
Baltimore	7	0	0	6	13
Tennessee	7	0	0	3	10

TEAM	SCORING PLAY	TIME
Titans	C. Johnson 8 run (R. Bironas kick)	1-4:38
Ravens	D. Mason 48 pass from J. Flacco (M. Stover kick)	1-1:20
Ravens	M. Stover 21 field goal	4-14:10
Titans	R. Bironas 27 field goal	4-4:23
Ravens	M. Stover 43 field goal	4-0:53

Missed FGs: R. Bironas, Tenn. (51WL)

Attendance: 69,143

Time of Game: 3:07

Weather: 53°, Cloudy, Wind N/NW 11 mph

Referee: Terry McAulay



TEAM STATISTICS

	Ravens	Titans
TOTAL FIRST DOWNS	9	21
THIRD DOWN EFFICIENCY	3-13-23%	4-14-29%
FOURTH DOWN EFFICIENCY	0-0-0%	0-2-0%
TOTAL NET YARDS	211	391
Plays - Avg.	52-4.1	71-5.5
NET YARDS RUSHING	50	116
Rushes - Avg.	30-1.7	28-4.1
NET YARDS PASSING	161	275
Sacks - Yards Lost	0-0	1-6
PASS ATT-COMP-INT	22-11-0	42-26-1
PUNTS - Avg.	8-42.8	4-53.3
PUNT RETURNS - Yards	1-29	3-8
KICKOFF RETURNS - Yards	1-15	4-104
INTERCEPTIONS - Yards	1-3	0-0
PENALTIES Number and Yards	8-40	12-89
FUMBLES - Lost	0-0	5-2
TOUCHDOWNS	1	1
FIELD GOALS Made-Attempts	2-2	1-2
RED ZONE EFFICIENCY	0-1-0%	1-3-33%
GOAL TO GO EFFICIENCY	0-1-0%	1-1-100%
SAFETIES	0	0
GIVEAWAYS	0	3
TAKEAWAYS	3	0
TIME OF POSSESSION	25:53	34:07

RAVENS STARTERS

OFFENSE			DEFENSE		
WR	89	M.Clayton	RDT	90	T.Pryce
LT	71	J.Gaither	NT	92	H.Ngata
LG	66	B.Grubbs	LDT	94	J.Bannan
C	60	J.Brown	LOLB	95	J.Johnson
RG	65	C.Chester	LILB	52	R.Lewis
RT	79	W.Anderson	RILB	57	B.Scott
TE	86	T.Heap	ROLB	55	T.Suggs
WR	85	D.Mason	LCB	31	F.Washington
QB	5	J.Flacco	RCB	22	S.Rolle
FB	42	L.Neal	SS	36	J.Leonhard
RB	33	L.McClain	FS	20	E.Reed

TITANS STARTERS

OFFENSE			DEFENSE		
WR	19	J.McCareins	LE	90	J.Kearse
LT	71	M.Roos	LT	97	T.Brown
LG	54	E.Amano	RT	92	A.Haynesworth
C	64	L.Harris	RE	93	K.Vanden Bosch
RG	73	J.Scott	LLB	50	D.Thornton
RT	76	D.Stewart	MLB	55	S.Tulloch
TE	83	A.Crumpler	RLB	53	K.Bulluck
WR	12	J.Gage	LCB	20	N.Harper
QB	5	K.Collins	RCB	31	C.Finnegan
TE	80	B.Scaife	SS	24	C.Hope
RB	28	C.Johnson	FS	33	M.Griffin

RAVENS INDIVIDUAL STATISTICS

Rushing	Att	Yds	Avg	Lg	TD
W.McGahee	12	32	2.7	11	0
L.McClain	12	12	1.0	8	0
J.Flacco	5	5	1.0	3	0
L.Neal	1	1	1.0	1	0
Total	30	50	1.7	11	0

Passing	Att	Cmp	Yds	TD	Lg	IN	Rt
J.Flacco	22	11	161	1	48	0	89.4
Total	22	11	161	1	48	0	89.4

Receiving	No	Yds	Avg	Lg	TD
D.Mason	5	78	15.6	48	1
M.Clayton	2	45	22.5	37	0
T.Heap	1	23	23.0	23	0
L.Neal	1	7	7.0	7	0
D.Wilcox	1	4	4.0	4	0
W.McGahee	1	4	4.0	4	0
Total	11	161	14.6	48	1

Interceptions	No	Yds	Avg	Lg	TD
S.Rolle	1	3	3.0	3	0
Total	1	3	3.0	3	0

Leading Tacklers (Coaching Totals)

B.Scott 11-9-2; R.Lewis 11-8-3; F.Washington 7-5-2

Sacks: T.Suggs 1
FF: J.Johnson 1; J.Leonhard 1; R.Lewis 1
FR: J.Leonhard 1; F.Washington 1

TITANS INDIVIDUAL STATISTICS

Rushing	Att	Yds	Avg	Lg	TD
C.Johnson	11	72	6.5	32	1
L.White	15	45	3.0	12	0
K.Collins	1	0	0.0	0	0
Q.Ganthier	1	-1	-1.0	-1	0
Total	28	116	4.1	32	1

Passing	Att	Cmp	Yds	TD	Lg	IN	Rt
K.Collins	42	26	281	0	28	1	71.6
Total	42	26	281	0	28	1	71.6

Receiving	No	Yds	Avg	Lg	TD
J.Gage	10	135	13.5	24	0
L.White	4	35	8.8	19	0
B.Scaife	4	23	5.8	14	0
J.McCareins	2	24	12.0	17	0
B.Jones	2	16	8.0	11	0
A.Crumpler	2	9	4.5	7	0
C.Johnson	1	28	28.0	28	0
A.Hall	1	11	11.0	11	0
Total	26	281	10.8	28	0

Interceptions	No	Yds	Avg	Lg	TD
None					

Leading Tacklers (Press Box Totals)

K.Bulluck 8-5-3; C.Hope 7-6-1; T.Brown 6-5-1

Sacks: None
FF: None **FR:** None



PLAYOFF GAME SUMMARIES

Wild Card Round: Titans 22, Chiefs 21 Saturday, Jan. 6, 2018 • 3:35 p.m. CT • Arrowhead Stadium

GAME RECAP

In Week 1 of the 2017 playoffs, the Titans traveled to Kansas City to face the Chiefs on Wild Card weekend. Tennessee scored 19 unanswered points in the second half and did not allow the Chiefs to score in the third or fourth quarter, as the Titans won by a score of 22-21 and advanced to the Divisional Round.

Both the Chiefs and Titans punted on their opening possessions. On Kansas City's second possession, Chiefs QB **Alex Smith** drove his offense down the field with help by a 45-yard reception from Chiefs WR **Tyreek Hill** and a 27-yard reception from Chiefs TE **Travis Kelce**. On second-and-one from the Tennessee one-yard line, Chiefs RB **Kareem Hunt** ran up the middle for a one-yard touchdown and a 7-0 Chiefs lead. On the following Kansas City possession, the Chiefs doubled their lead as Smith hit Kelce for a 13-yard touchdown to put Kansas City up, 14-0.

With the Titans offense driving in the second quarter, QB **Marcus Mariota** had the ball on the Kansas City 21-yard line. On second-and-10, he threw an interception to Chiefs CB **Marcus Peters** who returned the pick for 28 yards. However, the Tennessee defense came up big as Kansas City couldn't capitalize and was forced to punt. As the Titans regained possession, Mariota connected with TE **Delanie Walker** for a 22-yard reception and WR **Corey Davis** for an 11-yard catch. The Titans entered field goal range and got on the board with a 49-yard kick, 14-3 Chiefs. Kansas City took the field and strung together a 79-yard scoring drive that culminated in a 14-yard touchdown pass from Smith to Chiefs WR **Demarcus Robinson** with three seconds left to play in the second quarter. Kansas City took a 21-3 lead into halftime.

On the Titans' first drive of the second half, Mariota led the offense into the red zone after he rushed for two first downs and RB **Derrick Henry** contributed both a 29-yard receiving and 12-yard rushing first down. On third-and-six from the Kansas City six-yard line, Mariota's pass was deflected by Chiefs CB **Darrelle Revis**, but it bounced back into Mariota's hands and he ran it in for a touchdown. Mariota became the first quarterback to catch a touchdown pass in a playoff game since the 1970 AFC-NFC merger, and he also became the first quarterback in league history to complete a touchdown pass to himself in the playoffs. Tennessee narrowed the Chiefs lead, 21-10.

The Titans had the ball at the Kansas City 35-yard line to start the fourth quarter, and on the second play Henry ran up the middle for a 35-yard touchdown. Tennessee attempted a two-point conversion but failed as they edged closer, 21-16 Kansas City. After forcing the Chiefs to punt, Tennessee regained possession and tacked on another score as Mariota hit WR **Eric Decker** for a 22-yard touchdown. The two-point conversion failed as Tennessee took the lead, 22-21.

Kansas City couldn't string together a comeback as the Titans came back from the second-largest deficit by a road team in NFL playoff history to win their first postseason contest in 14 years.

SCORING

	1	2	3	4	Final
Tennessee	0	3	7	12	22
Kansas City	14	7	0	0	21

TEAM	SCORING PLAY	TIME
Chiefs	K.Hunt 1 yd. run (H.Butker kick)	1-7:37
Chiefs	T.Kelce 13 yd. pass from A.Smith (H.Butker kick)	1-2:15
Titans	R.Succop 49 yd. Field Goal	2-1:55
Chiefs	D.Robinson 14 yd. pass from A.Smith (H.Butker kick)	2-0:03
Titans	M.Mariota 6 yd. pass from M.Mariota (R.Succop kick)	3-6:31
Titans	D.Henry 35 yd. run (pass failed)	4-14:08
Titans	E.Decker 22 yd. pass from M.Mariota (pass failed)	4-6:06

Missed FGs: H. Butker 48LU

Attendance: 73,319

Time of Game: 3:14

Weather: 33° F, wind SE 10 mph

Referee: Jeff Triplett



TEAM STATISTICS

	Titans	Chiefs
TOTAL FIRST DOWNS	23	19
THIRD DOWN EFFICIENCY	8-13-62%	4-11-36%
FOURTH DOWN EFFICIENCY	0-0-0%	0-1-0%
TOTAL NET YARDS	397	325
Plays - Avg.	64-6.2	53-6.1
NET YARDS RUSHING	202	69
Rushes - Avg.	31-6.5	16-4.3
NET YARDS PASSING	195	256
Sacks - Yards Lost	2-10	4-8
PASS ATT-COMP-INT	31-19-1	33-24-0
PUNTS - Avg.	3-43.7	5-50.0
PUNT RETURNS - Yards	3-18	2-8
KICKOFF RETURNS - Yards	3-55	4-83
INTERCEPTIONS - Yards	0-0	1-28
PENALTIES Number and Yards	8-50	8-68
FUMBLES - Lost	2-1	0-0
TOUCHDOWNS	3	3
FIELD GOALS Made-Attempts	1-1	0-1
RED ZONE EFFICIENCY	1-2-50%	3-3-100%
GOAL TO GO EFFICIENCY	1-1-100%	1-1-100%
SAFETIES	0	0
GIVEAWAYS	2	0
TAKEAWAYS	0	2
TIME OF POSSESSION	32:28	27:32

TITANS STARTERS

OFFENSE			DEFENSE		
WR 18	R.Matthews	DE 94	A.Johnson	WR 10	T.Hill
TE 82	D.Walker	DT 99	J.Casey	LT 72	E.Fisher
LT 77	T.Lewan	OLB 91	D.Morgan	LG 70	B.Witzmann
LG 67	Q.Spain	ILB 59	W.Woodyard	C 73	Z.Fulton
C 60	B.Jones	ILB 54	A.Williamson	RG 76	L.Duvernay-Tardif
RG 64	J.Kline	OLB 98	B.Orakpo	RT 71	M.Schwartz
RT 78	J.Conklin	CB 25	A.Jackson	TE 87	T.Kelce
TE 81	J.Smith	SS 37	J.Cyprien	WR 14	D.Robinson
WR 84	C.Davis	FS 31	K.Byard	WR 12	A.Wilson
QB 8	M.Mariota	CB 26	L.Ryan	QB 11	A.Smith
RB 22	D.Henry	CB 33	T.Smith	RB 27	K.Hunt

CHIEFS STARTERS

OFFENSE			DEFENSE		
WR 10	T.Hill	LDE 95	C.Jones	WR 10	T.Hill
LT 72	E.Fisher	NT 96	B.Logan	LT 72	E.Fisher
LG 70	B.Witzmann	RDE 97	A.Bailey	LG 70	B.Witzmann
C 73	Z.Fulton	LOLB 50	J.Houston	C 73	Z.Fulton
RG 76	L.Duvernay-Tardif	LILB 56	D.Johnson	RG 76	L.Duvernay-Tardif
RT 71	M.Schwartz	RILB 59	R.Ragland	RT 71	M.Schwartz
TE 87	T.Kelce	ROLB 51	F.Zombo	TE 87	T.Kelce
WR 14	D.Robinson	LCB 22	M.Peters	WR 14	D.Robinson
WR 12	A.Wilson	RCB 20	S.Nelson	WR 12	A.Wilson
QB 11	A.Smith	S 38	R.Parker	QB 11	A.Smith
RB 27	K.Hunt	S 49	D.Sorensen	RB 27	K.Hunt

TITANS INDIVIDUAL STATISTICS

Rushing	Att	Yds	Avg	Lg	TD
D.Henry	23	156	6.8	35	1
M.Mariota	8	46	5.8	17	0
Total	31	202	6.5	35	1

Passing	Att	Cmp	Yds	TD	Lg	IN	Rt
M. Mariota	31	19	205	2	29	1	88.8
Total	31	19	205	2	29	1	88.8

Receiving	No	Yds	Avg	Lg	TD
D.Walker	6	74	12.3	22	0
C.Davis	4	35	8.8	13	0
D.Henry	2	35	17.5	29	0
E.Decker	2	21	10.5	22	1
J.Smith	2	15	7.5	10	0
R.Matthews	1	15	15.0	15	0
M.Mariota	1	6	6.0	6	1
T.Taylor	1	4	4.0	4	0
Total	19	205	10.8	29	2

Interceptions	No	Yds	Avg	Lg	TD
None					

Leading Tacklers (Coaching Totals)

J. Casey 8-4-4; W. Woodyard 8-4-4; D. Morgan 7-5-2

Sacks: B. Orakpo 1.5; D. Morgan 1; S. Williams 1; W. Woodyard 0.5 **FF:** None **FR:** None

CHIEFS INDIVIDUAL STATISTICS

Rushing	Att	Yds	Avg	Lg	TD
K.Hunt	11	42	3.8	16	1
T.Hill	1	14	14.0	14	0
A.Smith	4	13	3.3	11	0
Total	16	69	4.3	16	1

Passing	Att	Cmp	Yds	TD	Lg	IN	Rt
A. Smith	33	24	264	2	45	0	0116.2
Total	33	24	264	2	45	0	0116.2

Receiving	No	Yds	Avg	Lg	TD
T.Hill	7	87	12.4	45	0
T.Kelce	4	66	16.5	27	1
D.Robinson	4	57	14.3	15	1
K.Hunt	3	5	1.7	7	0
A.Wilson	2	26	13.0	18	0
D.Harris	2	22	11.0	13	0
C.West	2	1	0.5	3	0
Total	24	264	11.0	45	2

Interceptions	No	Yds	Avg	Lg	TD
M. Peters	1	28	28.0	28	0
Total	1	28	28.0	28	0

Leading Tacklers (Press Box Totals)

R. Ragland 9-5-4; D. Johnson 8-6-2; F. Zombo 7-3-4

Sacks: J. Houston 1; D. Johnson 1 **FF:** K. Pierre-Louis 1 **FR:** None



PLAYOFF GAME SUMMARIES



Divisional Round: Titans 14, Patriots 35 Saturday, Jan. 13, 2018 • 8:15 p.m. ET • Gillette Stadium



GAME RECAP

In the AFC Divisional Playoff round of the 2017 season, the Titans traveled to New England to face the Patriots and were eliminated from postseason contention with a 35-14 loss.

The Titans defense forced New England to punt on both of the Patriots' first quarter possessions. On Tennessee's second possession of the game, the Titans drove efficiently down the field and constructed a 95-yard scoring drive. QB **Marcus Mariota** scrambled for two first downs, and connected with both TE **Delanie Walker** for a 36-yard pass and WR **Rishard Matthews** for an eight-yard third-down conversion pass. The drive resulted in Mariota hitting WR **Corey Davis** for a 15-yard touchdown as the Titans took an early 7-0 Titans lead.

In the second quarter, New England responded with three consecutive touchdown drives. Patriots RB **James White** scored on back-to-back possessions, first on a five-yard touchdown pass from Patriots QB **Tom Brady**, and on the ensuing drive, White rushed into the endzone for a six-yard touchdown. The Patriots got ahead, 14-7. On New England's third possession of the second quarter, Brady led the Patriots on a 91-yard scoring drive that resulted in a four-yard touchdown pass to Patriots WR **Chris Hogan**. New England took a 21-7 lead heading into halftime.

In the third quarter, Patriots RB **Brandon Bolden** rushed in a two-yard touchdown as New England increased its lead, 28-7.

On the Patriots opening drive of the fourth quarter, Brady engineered a 90-yard drive that resulted in a four-yard touchdown pass to Patriots TE **Rob Gronkowski**. New England widened its lead, 35-7. Later in the fourth quarter, Tennessee put up its second score on a 16-play drive. Mariota connected with WR **Eric Decker** for two first downs and Matthews for one first down, before linking with Davis again for an 11-yard touchdown pass. The Titans doubled their points with Davis' second score of the game, 35-14 New England.

The Titans ultimately couldn't construct a comeback and were knocked out of postseason contention with a final score of 35-14.

SCORING

	1	2	3	4	Final
Tennessee	7	0	0	7	14
New England	0	21	7	7	35

TEAM	SCORING PLAY	TIME
Titans	C.Davis 15 yd. pass from M.Mariota (R.Succop kick)	1-1:14
Patriots	J.White 5 yd. pass from T.Brady (S.Gostkowski kick)	2-13:18
Patriots	J.White 6 yd. run (S.Gostkowski kick)	2-9:20
Patriots	C.Hogan 4 yd. pass from T.Brady (S.Gostkowski kick)	2-1:52
Patriots	B.Bolden 2 yd. run (S.Gostkowski kick)	3-4:02
Patriots	R.Gronkowski 4 yd. pass from T.Brady (S.Gostkowski kick)	4-10:22
Titans	C.Davis 11 yd. pass from M.Mariota (R.Succop kick)	4-1:55

Missed FGs: S. Gostkowski 53W/L

Attendance: 65,878

Time of Game: 3:25

Weather: 24° F, wind NW 12 mph

Referee: Ronald Torbert



TEAM STATISTICS

	Titans	Patriots
TOTAL FIRST DOWNS	15	31
THIRD DOWN EFFICIENCY	5-15-33%	11-17-65%
FOURTH DOWN EFFICIENCY	2-3-67%	0-0-0%
TOTAL NET YARDS	267	438
Plays - Avg.	61-4.4	80-5.5
NET YARDS RUSHING	65	101
Rushes - Avg.	16-4.1	27-3.7
NET YARDS PASSING	202	337
Sacks - Yards Lost	8-52	0-0
PASS ATT-COMP-INT	37-22-0	53-35-0
PUNTS - Avg.	7-45.1	4-42.3
PUNT RETURNS - Yards	1-0	3-27
KICKOFF RETURNS - Yards	4-83	1-27
INTERCEPTIONS - Yards	0-0	0-0
PENALTIES Number and Yards	10-62	4-37
FUMBLES - Lost	0-0	0-0
TOUCHDOWNS	2	5
FIELD GOALS Made-Attempts	0-0	0-1
RED ZONE EFFICIENCY	2-2-100%	5-5-100%
GOAL TO GO EFFICIENCY	0-0-0%	5-5-100%
SAFETIES	0	0
GIVEAWAYS	0	0
TAKEAWAYS	0	0
TIME OF POSSESSION	27:04	32:56

TITANS STARTERS

OFFENSE		DEFENSE	
WR 18	R.Matthews	DT 96	S.Williams
TE 82	D.Walker	DT 99	J.Casey
LT 77	T.Lewan	OLB 91	D.Morgan
LG 67	Q.Spain	ILB 59	W.Woodyard
C 60	B.Jones	ILB 54	A.Williamson
RG 64	J.Kline	OLB 98	B.Orakpo
RT 78	J.Conklin	CB 25	A.Jackson
WR 84	C.Davis	SS 33	T.Smith
WR 87	E.Decker	CB 26	L.Ryan
QB 8	M.Mariota	FS 31	K.Byard
RB 22	D.Henry	S 37	J.Cyprien

PATRIOTS STARTERS

OFFENSE		DEFENSE	
WR 14	B.Cooks	LE 55	E.Lee
LT 77	N.Solder	DT 93	L.Guy
LG 62	J.Thuney	DT 90	M.Brown
C 60	D.Andrews	RE 98	T.Flowers
RG 69	S.Mason	LB 53	K.Van Noy
RT 68	L.Waddle	LB 52	E.Roberts
TE 87	R.Gronkowski	RCB 24	S.Gilmore
WR 15	C.Hogan	LCB 21	M.Butler
QB 12	T.Brady	DB 25	E.Rowe
RB 33	D.Lewis	S 32	D.McCourtney
WR 80	D.Amendola	S 23	P.Chung

TITANS INDIVIDUAL STATISTICS

Rushing	Att	Yds	Avg	Lg	TD
M.Mariota	4	37	9.3	11	0
D.Henry	12	28	2.3	4	0
Total	16	65	4.1	11	0

Passing	Att	Cmp	Yds	TD	Lg	IN	Rt
M. Mariota	37	22	254	2	36	0	98.3
Total	37	22	254	2	36	0	98.3

Receiving	No	Yds	Avg	Lg	TD
E.Decker	6	85	14.2	22	0
C.Davis	5	63	12.6	17	2
D.Walker	3	49	16.3	36	0
R.Matthews	3	27	9.0	12	0
D.Henry	3	21	7.0	14	0
T.Taylor	1	5	5.0	5	0
J.Smith	1	4	4.0	4	0
Total	22	254	11.5	36	2

Interceptions	No	Yds	Avg	Lg	TD
None					

Leading Tacklers (Coaching Totals)

L. Ryan 11-9-2; K. Byard 10-9-1; J. Casey 6-5-1

Sacks: None FF: None FR: None

PATRIOTS INDIVIDUAL STATISTICS

Rushing	Att	Yds	Avg	Lg	TD
D.Lewis	15	62	4.1	10	0
B.Bolden	4	27	6.8	20	1
J.White	4	11	2.8	6	1
T.Brady	1	2	2.0	2	0
B.Hoyer	3	-1	-0.3	0	0
Total	27	101	3.7	20	2

Passing	Att	Cmp	Yds	TD	Lg	IN	Rt
T. Brady	53	35	337	3	31	0	102.5
Total	53	35	337	3	31	0	102.5

Receiving	No	Yds	Avg	Lg	TD
D.Amendola	11	112	10.2	25	0
D.Lewis	9	79	8.8	31	0
R.Gronkowski	6	81	13.5	27	1
J.White	4	29	7.3	14	1
B.Cooks	3	32	10.7	13	0
C.Hogan	1	4	4.0	4	1
J.Hollister	1	0	0.0	0	0
Total	35	337	9.6	31	3

Interceptions	No	Yds	Avg	Lg	TD
None					

Leading Tacklers (Press Box Totals)

E. Rowe 5-4-1; M. Flowers 4-4-0; M. Butler 4-4-0

Sacks: G. Grissom 2; D. Wise 2; A. Butler 1; R. Jean Francois 1; M. Flowers 1; T. Flowers 1 FF: None FR: None



PLAYOFF GAME SUMMARIES



Wild Card Round: Titans 20, Patriots 13 Saturday, Jan. 4, 2020 • 8:25 p.m. ET • Gillette Stadium



GAME RECAP

During the 2019 playoffs on Wild Card Weekend, the Titans traveled to New England and defeated the defending Super Bowl champion Patriots by a score of 20-13. RB **Derrick Henry** set the franchise's single-game postseason record with 182 rushing yards and one touchdown on 34 carries, while the defense shut out the Patriots in the second half.

New England got on the board on their opening possession as Patriots QB **Tom Brady** led his team on an eight-play, 57-yard scoring drive that included a 21-yard pass to Patriots TE **Ben Watson** and a 29-yard catch by Patriots RB **James White**. The drive culminated in a 36-yard field goal and an early 3-0 lead. The Titans responded on their own opening possession with a scoring drive to take the lead. QB **Ryan Tannehill** engineered a 12-play, 75-yard drive that featured a combined 49 rushing yards by Henry before Tannehill connected with TE **Anthony Firkser** for a 12-yard touchdown and a 7-3 lead.

On the ensuing New England possession, the Patriots came back with a 10-play scoring drive. Patriots RB **Sony Michel** contributed a 25-yard rush and White added a 14-yard gain to help move the chains, before Patriots WR **Julian Edelman** collected a five-yard touchdown on a jet sweep. New England went ahead, 10-7.

Later in the second quarter with New England in the red zone, the Titans defense orchestrated an impressive goal line stop to force the Patriots to settle for a field goal. On New England's first down at the Tennessee one-yard line, Michel was stopped for a loss of one by LB **Rashaan Evans**. Next, Patriots RB **Rex Burkhead** was halted after a gain of one on second down, and on third down, Michel was pushed back for a loss of two yards again by Evans. New England was forced to kick a 21-yard field goal to extend the lead, 13-7. On the following Tennessee possession, the Titans retook the lead on a seven-play scoring drive. Henry accounted for all 75 yards on the drive that culminated in Henry's one-yard rushing score and a 14-13 Titans lead heading into halftime.

In the fourth quarter, with the Titans still leading by one point, New England took possession of the ball at their own one-yard line. With 15 seconds remaining, Brady dropped back to pass but the ball was intercepted by CB **Logan Ryan** and returned for a nine-yard touchdown to seal a Titans victory. Tennessee advanced to the divisional round with a 20-13 win at New England.

SCORING

	1	2	3	4	Final
Tennessee	7	7	0	6	20
New England	3	10	0	0	13

TEAM	SCORING PLAY	TIME
Patriots	N.Folk 36 yd. Field Goal	1-12:37
Titans	A.Firkser 12 yd. pass from R.Tannehill (G.Joseph kick)	1-5:39
Patriots	J.Edelman 5 yd. run (N.Folk kick)	2-14:57
Patriots	N.Folk 21 yd. Field Goal	2-2:16
Titans	D.Henry 1 yd. run (G.Joseph kick)	2-0:35
Titans	L.Ryan 9 yd. interception return (run failed)	4-0:09

Missed FGs: None

Attendance: 65,878

Time of Game: 2:57

Weather: Foggy, 44° F, wind N 4 mph

Referee: John Hussey



TEAM STATISTICS

	Titans	Patriots
TOTAL FIRST DOWNS	19	18
THIRD DOWN EFFICIENCY	6-12-50%	5-13-38%
FOURTH DOWN EFFICIENCY	0-0-0%	0-1-0%
TOTAL NET YARDS	272	307
Plays - Avg.	57-4.8	59-5.2
NET YARDS RUSHING	201	98
Rushes - Avg.	40-5.0	22-4.5
NET YARDS PASSING	71	209
Sacks - Yards Lost	1-5	0-0
PASS ATT-COMP-INT	16-9-1	37-20-1
PUNTS - Avg.	6-45.8	5-46.0
Net Punting Average	42.0	38.0
PUNT RETURNS - Yards	0-0	1-23
KICKOFF RETURNS - Yards	2-40	1-10
INTERCEPTIONS - Yards	1-9	1-0
PENALTIES Number and Yards	5-25	3-28
FUMBLES - Lost	2-0	2-1
TOUCHDOWNS	3	1
EXTRA POINTS Made-Attempts	2-3	1-1
RED ZONE EFFICIENCY	2-2-100%	1-3-33%
GOAL TO GO EFFICIENCY	1-1-100%	1-2-50%
SAFETIES	0	0
GIVEAWAYS	1	2
TAKEAWAYS	2	1
TIME OF POSSESSION	31:09	28:51

TITANS STARTERS

OFFENSE				DEFENSE			
WR	84	C.Davis		CB	35	T.Brock	
TE	81	J.Smith		NT	90	D.Jones	
LT	77	T.Lewan		DT	99	J.Casey	
LG	76	R.Saffold		OLB	44	K.Correa	
C	60	B.Jones		ILB	54	R.Evans	
RG	64	N.Davis		ILB	55	J.Brown	
RT	78	J.Conklin		OLB	58	H.Landry	
WR	11	A.Brown		CB	26	L.Ryan	
FB	41	K.Blasingame		SS	24	K.Vaccaro	
QB	17	R.Tannehill		FS	31	K.Byard	
RB	22	D.Henry		CB	25	A.Jackson	

PATRIOTS STARTERS

OFFENSE				DEFENSE			
WR	13	P.Dorsett II		DT	93	L.Guy	
LT	76	I.Wynn		DT	71	D.Shelton	
LG	62	J.Thuney		RE	55	J.Simon	
C	75	T.Karras		DL	91	D.Wise Jr.	
RG	69	S.Mason		LB	54	D.Hightower	
RT	61	M.Cannon		LB	53	K.Van Noy	
WR	14	M.Sanu Sr.		LB	52	E.Roberts	
WR	11	J.Edelman		RCB	24	S.Gilmore	
QB	12	T.Brady		LCB	27	J.Jackson	
RB	28	J.White		S	23	P.Chung	
WR	15	N.Harry		S	32	D.McCourtney	

TITANS INDIVIDUAL STATISTICS

Rushing	Att	Yds	Avg	Lg	TD
D.Henry	34	182	5.4	29	1
R.Tannehill	4	11	2.8	5	0
D.Lewis	2	8	4.0	6	0
Total	40	201	5.0	29	1

Passing	Att	Cmp	Yds	TD	Lg	IN	Rt
R.Tannehill	15	8	72	1	22	1	61.0
M.Mariota	1	1	4	0	4	0	83.3
Total	16	9	76	1	22	1	63.5

Receiving	No	Yds	Avg	Lg	TD
A.Firkser	2	23	11.5	12	1
M.Pruitt	2	4	2.0	4	0
D.Henry	1	22	22.0	22	0
J.Smith	1	9	9.0	9	0
D.Lewis	1	8	8.0	8	0
T.Sharpe	1	6	6.0	6	0
A.Brown	1	4	4.0	4	0
Total	9	76	8.4	22	1

Interceptions	No	Yds	Avg	Lg	TD
L. Ryan	1	9	9.0	9	1
Total	1	9	9.0	9	1

Leading Tacklers (Coaching Totals)

R. Evans 12-8-4; L. Ryan 8-4-4; K. Vaccaro 7-3-4

Sacks: None

FF: None FR: None

PATRIOTS INDIVIDUAL STATISTICS

Rushing	Att	Yds	Avg	Lg	TD
S.Michel	14	61	4.4	25	0
J.White	1	14	14.0	14	0
J.Edelman	2	12	6.0	7	1
N.Harry	1	7	7.0	7	0
R.Burkhead	3	4	1.3	4	0
E.Roberts	1	0	0.0	0	0
Total	22	98	4.5	25	1

Passing	Att	Cmp	Yds	TD	Lg	IN	Rt
T.Brady	37	20	209	0	29	1	59.4
Total	37	20	209	0	29	1	59.4

Receiving	No	Yds	Avg	Lg	TD
J.White	5	62	12.4	29	0
B.Watson	3	38	12.7	21	0
R.Burkhead	3	32	10.7	12	0
J.Edelman	3	30	10.0	20	0
N.Harry	2	21	10.5	14	0
S.Michel	2	9	4.5	7	0
M.Sanu Sr.	1	11	11.0	11	0
P.Dorsett II	1	6	6.0	6	0
Total	20	209	10.5	29	0

Interceptions	No	Yds	Avg	Lg	TD
D. Harmon	1	0	0.0	0	0
Total	1	0	0.0	0	0

Leading Tacklers (Press Box Totals)

D. Hightower 9-8-1; D. Shelton 7-5-2.

Sacks: K. Van Noy 1

FF: K. Van Noy 1 FR: None



PLAYOFF GAME SUMMARIES



Divisional Round: Titans 28, Ravens 12 Saturday, Jan. 11, 2020 • 8:15 p.m. ET • M&T Bank Stadium



GAME RECAP

In the Divisional Round of the 2019 playoffs, the Titans traveled to Baltimore to face the top-seeded Ravens and won by a score of 28-12. The Titans' 217 rushing yards set a new franchise postseason mark, and the Tennessee defense notched four fourth-down stops and three takeaways.

Tennessee got on the board in the first quarter and never surrendered the lead. On the Ravens' opening possession, Baltimore posted its first turnover of the day as Ravens QB **Lamar Jackson** threw an interception to S **Kevin Byard** who returned the ball 31 yards. The Titans took over at the Baltimore 35-yard line. The offense capitalized with an eight-play scoring drive that was capped by a 12-yard touchdown pass from QB **Ryan Tannehill** to TE **Jonnu Smith**, and a 7-0 lead.

On the following possession, the Titans defense halted Jackson for no gain on fourth-and-one at Baltimore's 45-yard line. Tennessee's offense took the field, and Tannehill quickly tossed a 45-yard touchdown to WR **Kalif Raymond**. Tennessee took a 14-0 lead on an eight-second scoring drive.

In the second quarter, Baltimore got on the board as the Ravens added a pair of field goals. Ravens K **Justin Tucker** converted 49 and 22-yard attempts to make it a 14-6 game heading into halftime.

Baltimore opened the second half with possession of the ball. Facing a fourth-and-one in the red zone, Jackson was again stopped for no gain as the Titans defense stood their ground. Tennessee gained possession of the ball and put together an 81-yard scoring drive with help from a 66-yard rush by RB **Derrick Henry**. At the Baltimore three-yard line, Henry took a direct snap and threw a jump pass-style three-yard touchdown to WR **Corey Davis** for a 21-6 lead. On the first play of the following Ravens possession, Jackson was strip sacked by DT **Jurrell Casey** and the ball was recovered by DL **Jeffery Simmons** at the Baltimore 20-yard line. Henry accounted for 10 yards on the ground, and WR **A.J. Brown** caught a nine-yard pass, before Tannehill scrambled into the end zone on a one-yard touchdown rush. Tennessee increased the lead, 28-6.

In the fourth quarter, Baltimore tacked on a touchdown with a 10-play, 88-yard scoring drive. Jackson contributed a 27-yard rush to move the chains before connecting with Ravens

TE **Hayden Hurst** for a 15-yard touchdown. Baltimore's two-point conversion attempt failed, keeping the score at 28-12. The Titans preserved the lead and earned their first AFC Championship appearance since the 2002 playoffs.

SCORING

	1	2	3	4	Final
Tennessee	7	7	14	0	28
Baltimore	0	6	0	6	12

TEAM	SCORING PLAY	TIME
Titans	J.Smith 12 yd. pass from R.Tannehill (G.Joseph kick)	1-3:36
Titans	K.Raymond 45 yd. pass from R.Tannehill (G.Joseph kick)	2-14:45
Ravens	J.Tucker 49 yd. Field Goal	2-5:52
Ravens	J.Tucker 22 yd. Field Goal	2-0:00
Titans	C.Davis 3 yd. pass from D.Henry (G.Joseph kick)	3-6:54
Titans	R.Tannehill 1 yd. run (G.Joseph kick)	3-4:16
Ravens	H.Hurst 15 yd. pass from L.Jackson (pass failed)	4-11:04

Missed FGs: None

Attendance: 71,254

Time of Game: 3:13

Weather: Cloudy, 69° F, wind S 12 mph

Referee: Bill Vinovich



TEAM STATISTICS

	Titans	Ravens
TOTAL FIRST DOWNS	15	29
THIRD DOWN EFFICIENCY	7-13-54%	11-18-61%
FOURTH DOWN EFFICIENCY	0-0-0%	0-4-0%
TOTAL NET YARDS	300	530
Plays - Avg.	53-5.7	92-5.8
NET YARDS RUSHING	217	185
Rushes - Avg.	37-5.9	29-6.4
NET YARDS PASSING	83	345
Sacks - Yards Lost	1-8	4-20
PASS ATT-COMP-INT	15-8-0	59-31-2
PUNTS - Avg.	6-52.5	1-44.0
Net Punting Average	39.2	44.0
PUNT RETURNS - Yards	0-0	0-0
KICKOFF RETURNS - Yards	2-27	3-71
INTERCEPTIONS - Yards	2-34	0-0
PENALTIES Number and Yards	5-20	7-56
FUMBLES - Lost	0-0	1-1
TOUCHDOWNS	4	1
EXTRA POINTS Made-Attempts	4-4	0-1
RED ZONE EFFICIENCY	3-3-100%	1-4-25%
GOAL TO GO EFFICIENCY	3-3-100%	0-1-0%
SAFETIES	0	0
GIVEAWAYS	0	3
TAKEAWAYS	3	0
TIME OF POSSESSION	27:54	32:06

TITANS STARTERS

OFFENSE	DEFENSE
WR 84 C.Davis	NT 90 D.Jones
TE 81 J.Smith	DT 99 J.Casey
LT 77 T.Lewan	OLB 44 K.Correa
LG 76 R.Saffold	ILB 54 R.Evans
C 60 B.Jones	ILB 51 D.Long
RG 64 N.Davis	OLB 58 H.Landry
RT 78 J.Conklin	CB 26 L.Ryan
TE 85 M.Pruitt	CB 35 T.Brock
WR 11 A.Brown	SS 24 K.Vaccaro
QB 17 R.Tannehill	FS 31 K.Byard
RB 22 D.Henry	CB 25 A.Jackson

RAVENS STARTERS

OFFENSE	DEFENSE
WR 15 M.Brown	DT 98 B.Williams
WR 83 W.Snead IV	NT 97 M.Pierce
LT 79 R.Stanley	DE 93 C.Wormley
LG 77 B.Bozeman	RUSH45 J.Ferguson
OC 65 P.Mekari	WLB 58 L.Fort
RG 73 M.Yanda	SAM 99 M.Judon
RT 78 O.Brown Jr.	LCB 44 M.Humphrey
TE 81 H.Hurst	RCB 24 M.Peters
TE 86 N.Boyle	DB 36 C.Clark
QB 8 L.Jackson	SS 29 E.Thomas III
RB 21 M.Ingram II	FS 39 B.Carr

TITANS INDIVIDUAL STATISTICS

Rushing	Att	Yds	Avg	Lg	TD
D.Henry	30	195	6.5	66	0
R.Tannehill	6	13	2.2	9	1
A.Brown	1	9	9.0	9	0
Total	37	217	5.9	66	1

Passing	Att	Cmp	Yds	TD	Lg	IN	Rt
R.Tannehill	14	7	88	2	45	0	109.5
D.Henry	1	1	3	1	3	0	0118.8
Total	15	8	91	3	45	0	0111.4

Receiving	No	Yds	Avg	Lg	TD
J.Smith	2	12	6.0	12	1
D.Henry	2	7	3.5	8	0
K.Raymond	1	45	45.0	45	1
M.Pruitt	1	15	15.0	15	0
A.Brown	1	9	9.0	9	0
C.Davis	1	3	3.0	3	1
Total	8	91	11.4	45	3

Interceptions	No	Yds	Avg	Lg	TD
K.Byard	1	31	31.0	31	0
K.Vaccaro	1	3	3.0	3	0
Total	2	34	17.0	31	0

Leading Tacklers (Coaching Totals)

L. Ryan 13-11-2; K. Byard 11-8-3; R. Evans 9-8-1

Sacks: J. Casey 2; K. Correa 1; H. Landry 1

FF: J. Casey 1 FR: J. Simmons 1

RAVENS INDIVIDUAL STATISTICS

Rushing	Att	Yds	Avg	Lg	TD
L.Jackson	20	143	7.2	30	0
M.Ingram II	6	22	3.7	7	0
G.Edwards	3	20	6.7	19	0
Total	29	185	6.4	30	0

Passing	Att	Cmp	Yds	TD	Lg	IN	Rt
L.Jackson	59	31	365	1	38	2	63.2
Total	59	31	365	1	38	2	63.2

Receiving	No	Yds	Avg	Lg	TD
M.Brown	7	126	18.0	38	0
W.Snead IV	6	56	9.3	26	0
H.Hurst	4	53	13.3	18	1
M.Andrews	4	39	9.8	16	0
J.Hill	4	26	6.5	14	0
M.Boykin	3	26	8.7	13	0
S.Roberts	2	30	15.0	26	0
M.Ingram II	1	9	9.0	9	0
Total	31	365	11.8	38	1

Interceptions	No	Yds	Avg	Lg	TD
None					

Leading Tacklers (Press Box Totals)

E. Thomas III 7-6-1; B. Williams 6-6-0; P. Onwuasor 5-4-1

Sacks: E. Thomas III 1

FF: None FR: None



PLAYOFF GAME SUMMARIES



AFC Championship: Titans 24, Chiefs 35 Sunday, Jan. 19, 2020 • 2:05 p.m. CT • Arrowhead Stadium



GAME RECAP

The Titans traveled to Kansas City to face the Chiefs for the AFC Championship Game and lost by a score of 35-24.

In the first quarter, Tennessee put together consecutive scoring drives to take a 10-0 lead. First, QB **Ryan Tannehill** led the offense on an eight-play, 58-yard possession with WR **A.J. Brown** contributing a 37-yard catch. K **Greg Joseph** converted a 30-yard field goal attempt as Tennessee went up, 3-0. After forcing Kansas City to punt on the Chiefs' opening possession, Tennessee added another 58-yard scoring drive with help from a 22-yard reception from TE **Jonnu Smith**. At the Kansas City four-yard line, RB **Derrick Henry** took the direct snap and ran into the end zone for a four-yard score and a 10-0 Titans lead.

Kansas City got on the board in the first quarter. Chiefs QB **Patrick Mahomes** led his team on a 10-play, 74-yard scoring drive that culminated in an eight-yard touchdown pass to Chiefs WR **Tyreek Hill** as Kansas City cut the lead, 10-7. On the following possession, the Titans put together a scoring drive that consumed more than nine minutes, the longest scoring drive for the club since the 2000 postseason. WRs **Corey Davis**, **Adam Humphries** and Brown all contributed first down catches, and Henry accounted for 37 yards on the ground, before Tannehill tossed a one-yard touchdown to extra tackle **Dennis Kelly**. The Titans extended the lead, 17-7.

The Chiefs added two touchdowns in the second quarter to take the lead. First, Mahomes connected with Hill for a 20-yard score to make it 17-14. Then, Mahomes scrambled into the end zone on a 27-yard run down the left sideline as Kansas City took a 21-17 lead into the half.

In the fourth quarter, Kansas City added a pair of touchdowns on back-to-back possessions. Chiefs RB **Damien Williams** capped a 13-play scoring drive with a four-yard touchdown run to put Kansas City ahead, 28-17. Next, Mahomes constructed an eight-play scoring drive that culminated in a 60-yard touchdown pass to Chiefs WR **Sammy Watkins**. Kansas City extended the lead, 35-17.

On the following Tennessee possession, the Titans put together an 80-play scoring drive including a fourth-down fake punt that saw P **Brett Kern** toss a 28-yard pass to DB **Amani Hooker**. Davis contributed a 22-yard reception, as Tannehill then connected with TE **Anthony Firkser** for a 22-yard touchdown. Tennessee cut the lead to 35-24, but ultimately could not mount a comeback and fell to the Chiefs.

SCORING

	1	2	3	4	Final
Tennessee	10	7	0	7	24
Kansas City	7	14	0	14	35

TEAM	SCORING PLAY	TIME
Titans	G.Joseph 30 yd. Field Goal	1-11:29
Titans	D.Henry 4 yd. run (G.Joseph kick)	1-5:52
Chiefs	T.Hill 8 yd. pass from P.Mahomes (H.Butker kick)	1-0:46
Titans	D.Kelly 1 yd. pass from R.Tannehill (G.Joseph kick)	2-6:39
Chiefs	T.Hill 20 yd. pass from P.Mahomes (H.Butker kick)	2-4:03
Chiefs	P.Mahomes 27 yd. run (H.Butker kick)	2-0:11
Chiefs	Dam.Williams 3 yd. run (H.Butker kick)	4-14:50
Chiefs	S.Watkins 60 yd. pass from P.Mahomes (H.Butker kick)	4-7:33
Titans	A.Firkser 22 yd. pass from R.Tannehill (G.Joseph kick)	4-4:18

Missed FGs: None

Attendance: 73,656

Time of Game: 3:04

Weather: Sunny, 17° F, wind NW 10 mph

Referee: Tony Corrente



TEAM STATISTICS

	Titans	Chiefs
TOTAL FIRST DOWNS	20	27
THIRD DOWN EFFICIENCY	3-10-30%	6-10-60%
FOURTH DOWN EFFICIENCY	2-3-67%	1-1-100%
TOTAL NET YARDS	295	404
Plays - Avg.	58-5.1	64-6.3
NET YARDS RUSHING	85	112
Rushes - Avg.	23-3.7	27-4.1
NET YARDS PASSING	210	292
Sacks - Yards Lost	3-27	2-2
PASS ATT-COMP-INT	32-22-0	35-23-0
PUNTS - Avg.	3-46.3	3-40.7
Net Punting Average	44.0	31.0
PUNT RETURNS - Yards	1-9	2-7
KICKOFF RETURNS - Yards	4-61	5-105
INTERCEPTIONS - Yards	0-0	0-0
PENALTIES Number and Yards	8-85	9-61
FUMBLES - Lost	0-0	1-0
TOUCHDOWNS	3	5
EXTRA POINTS Made-Attempts	3-3	5-5
RED ZONE EFFICIENCY	2-3-67%	2-3-67%
GOAL TO GO EFFICIENCY	2-2-100%	2-2-100%
SAFETIES	0	0
GIVEAWAYS	0	0
TAKEAWAYS	0	0
TIME OF POSSESSION	30:10	29:50

TITANS STARTERS

OFFENSE

WR 84	C.Davis
TE 81	J.Smith
LT 77	T.Lewan
LG 76	R.Saffold
C 60	B.Jones
RG 64	N.Davis
RT 78	J.Conklin
WR 11	A.Brown
WR 19	T.Sharpe
QB 17	R.Tannehill
RB 22	D.Henry

DEFENSE

NT 90	D.Jones
DT 99	J.Casey
OLB 44	K.Correa
ILB 54	R.Evans
ILB 55	J.Brown
OLB 56	H.Landry
CB 28	L.Ryan
SS 24	K.Vaccaro
FS 31	K.Byard
CB 25	A.Jackson
CB 35	T.Brock

CHIEFS STARTERS

OFFENSE

WR 10	T.Hill
LT 72	E.Fisher
LG 61	S.Wisniewski
C 62	A.Reiter
RG 76	L.Duvernay-Tardif
RT 71	M.Schwartz
TE 87	T.Kelce
WR 14	S.Watkins
QB 15	P.Mahomes
RB 26	Dam.Williams
WR 11	D.Robinson

DEFENSE

LDE 55	F.Clark
LDT 64	M.Pennel
RDT 91	D.Nnadi
RDE 92	T.Kpassagnon
LB 53	A.Hitchens
LB 54	D.Wilson
RCB 35	C.Ward
LCB 21	B.Breeland
CB 29	K.Fuller
CB 49	D.Sorensen
SS 32	T.Mathieu

TITANS INDIVIDUAL STATISTICS

Rushing	Att	Yds	Avg	Lg	TD
D.Henry	19	69	3.6	13	1
R.Tannehill	3	11	3.7	6	0
M.Mariota	1	5	5.0	5	0
Total	23	85	3.7	13	1

Passing	Att	Cmp	Yds	TD	Lg	IN	Rt
R.Tannehill	31	21	209	2	37	0	108.1
B.Kern	1	1	28	0	28	0	118.8
Total	32	22	237	2	37	0	111.1

Receiving	No	Yds	Avg	Lg	TD
C.Davis	5	65	13.0	22	0
A.Humphries	4	25	6.3	9	0
A.Brown	3	51	17.0	37	0
J.Smith	3	38	12.7	22	0
D.Henry	2	-8	-4.0	-2	0
A.Hooker	1	28	28.0	28	0
A.Firkser	1	22	22.0	22	1
M.Pruitt	1	9	9.0	9	0
D.Lewis	1	6	6.0	6	0
D.Kelly	1	1	1.0	1	1
Total	22	237	10.8	37	2

Interceptions	No	Yds	Avg	Lg	TD
None					

Leading Tacklers (Coaching Totals)

K. Correa 10-6-4; L. Ryan 6-6-0; J. Brown 5-5-0

Sacks: K. Correa 1; D. Jones 0.5; J. Casey 0.5

FF: None FR: None

CHIEFS INDIVIDUAL STATISTICS

Rushing	Att	Yds	Avg	Lg	TD
P.Mahomes	8	53	6.6	27	1
Dam.Williams	17	45	2.6	8	1
T.Hill	1	7	7.0	7	0
D.Thompson	1	7	7.0	7	0
Total	27	112	4.1	27	2

Passing	Att	Cmp	Yds	TD	Lg	IN	Rt
P.Mahomes	35	23	294	3	60	0	120.4
Total	35	23	294	3	60	0	120.4

Receiving	No	Yds	Avg	Lg	TD
S.Watkins	7	114	16.3	60	1
T.Hill	5	67	13.4	26	2
Dam.Williams	5	44	8.8	17	0
T.Kelce	3	30	10.0	18	0
D.Robinson	2	31	15.5	24	0
M.Hardman	1	8	8.0	8	0
Total	23	294	12.8	60	3

Interceptions	No	Yds	Avg	Lg	TD
None					

Leading Tacklers (Press Box Totals)

T. Mathieu 9-6-3; D. Sorensen 8-6-2; D. Wilson 7-6-1

Sacks: T. Kpassagnon 2; F. Clark 1

FF: None FR: None



PLAYOFF GAME SUMMARIES



Wild Card Round: Titans 13, Ravens 20 Sunday, Jan. 10, 2021 • 12:00 p.m. CT • Nissan Stadium



In the AFC Wild Card Round, the Titans hosted the Baltimore Ravens and fell by a score of 20-13.

Tennessee got on the board first and built a 10-0 lead in the opening quarter. The Titans first touchdown came on a 10-play scoring drive that saw WR **A.J. Brown** contribute three receptions for 52 yards, including a 10-yard touchdown pass from QB **Ryan Tannehill**, to put Tennessee ahead 7-0. On the ensuing Baltimore possession, Ravens QB **Lamar Jackson** threw an interception to CB **Malcolm Butler**. The Titans took possession at their own 28-yard line and capitalized on the turnover as K **Stephen Gostkowski** converted a 45-yard field goal to make it a 10-0 game.

In the second quarter, Baltimore got into the red zone, but Jackson was sacked on third down by OLB **Brooks Reed**. The Ravens were forced to settle for a 33-yard field goal to make it a 10-3 contest. Later in the second quarter, facing a third-and-nine at the Tennessee 48-yard line, Jackson broke free for a 48-yard rushing touchdown to even the score 10-10.

Baltimore began the second half with possession of the ball and tacked on a touchdown on a 77-yard scoring drive. Jackson accounted for 34 yards on four carries to move the chains before Ravens RB **J.K. Dobbins** scored on a four-yard rush. Baltimore pulled ahead, 17-10.

In the fourth quarter, Tennessee inched within four points with a 25-yard field goal that made it 17-13, Baltimore. However, the Ravens added a field goal in the fourth quarter as well as Ravens K **Justin Tucker** converted a 51-yard attempt to make it 20-13. As Tennessee took possession down by seven with just over four minutes remaining, the Titans began driving. Tannehill was intercepted by Ravens CB **Marcus Peters**. The Titans ran out of time to mount a comeback and fell to the Ravens at home.

SCORING

	1	2	3	4	Final
Baltimore	0	10	7	3	20
Tennessee	10	0	0	3	13

TEAM	SCORING PLAY	TIME
Titans	A. Brown 10 yd. pass from R. Tannehill (S. Gostkowski kick)	1:53:39
Titans	S. Gostkowski 45 yd. Field Goal	1:1:38
Ravens	J. Tucker 33 yd. Field Goal	2:9:59
Ravens	L. Jackson 48 yd. run (J. Tucker kick)	2:2:32
Ravens	J. Dobbins 4 yd. run (J. Tucker kick)	3:9:01
Titans	S. Gostkowski 25 yd. Field Goal	4:14:56
Ravens	J. Tucker 51 yd. Field Goal	4:4:19

Missed FGs: J. Tucker 52WR

Attendance: 14,029

Time of Game: 2:45

Weather: 33°, Cloudy, wind NE 1 mph

Referee: Jerome Boger



TEAM STATISTICS

	Ravens	Titans
TOTAL FIRST DOWNS	22	12
THIRD DOWN EFFICIENCY	7-13-54%	4-12-33%
FOURTH DOWN EFFICIENCY	0-0-0%	1-1-100%
TOTAL NET YARDS	401	209
Plays - Avg.	64-6.3	49-4.3
NET YARDS RUSHING	236	51
Rushes - Avg.	35-6.7	22-2.3
NET YARDS PASSING	165	158
Sacks - Yards Lost	5-14	1-7
PASS ATT-COMP-INT	24-17-1	26-18-1
PUNTS - Avg.	2-50.5	5-45.6
Net Punting Average	46.5	45.6
PUNT RETURNS - Yards	0-0	2-8
KICKOFF RETURNS - Yards	1-20	2-46
INTERCEPTIONS - Yards	1-13	1-0
PENALTIES Number and Yards	5-60	2-10
FUMBLES - Lost	0-0	0-0
TOUCHDOWNS	2	1
EXTRA POINTS Made-Attempts	2-2	1-1
FIELD GOALS Made-Attempts	2-3	2-2
RED ZONE EFFICIENCY	1-3-33%	1-2-50%
GOAL TO GO EFFICIENCY	1-1-100%	1-2-50%
SAFETIES	0	0
GIVEAWAYS	1	1
TAKEAWAYS	1	1
TIME OF POSSESSION	33:38	26:22

RAVENS STARTERS

OFFENSE			DEFENSE		
WR	80	M. Boykin	DT	93	C. Campbell
LT	78	O. Brown	NT	98	B. Williams
LG	77	B. Bozeman	DE	95	D. Wolfe
C	65	P. Mekari	OLB	90	P. McPhee
RG	72	B. Powers	ILB	40	M. Harrison
RT	74	T. Phillips	WLB	58	L. Fort
TE	89	M. Andrews	SAM	99	M. Judon
TE	85	E. Tomlinson	LCB	24	M. Peters
QB	8	L. Jackson	FS	32	D. Elliott
FB	42	P. Ricard	SS	36	C. Clark
RB	27	J. Dobbins	RCB	44	M. Humphrey

TITANS STARTERS

OFFENSE			DEFENSE		
TE	87	G. Swaim	NT	92	M. Dickerson
TE	81	J. Smith	DT	90	D. Jones
LT	72	D. Quessenberry	DT	98	J. Simmons
LG	76	R. Saffold III	OLB	49	N. Dubznavar
C	60	B. Jones	ILB	54	R. Evans
RG	64	N. Davis	ILB	51	D. Long Jr.
RT	71	D. Kelly	OLB	58	H. Landry III
WR	11	A. Brown	CB	25	A. Jackson
QB	17	R. Tannehill	SS	24	K. Vaccaro
FB	41	K. Blasingame	FS	31	K. Byard
RB	22	D. Henry	CB	21	M. Butler

RAVENS INDIVIDUAL STATISTICS

Rushing	Att	Yds	Avg	Lg	TD
L. Jackson	16	136	8.5	48	1
J. Dobbins	9	43	4.8	12	1
G. Edwards	8	38	4.8	8	0
M. Brown	2	19	9.5	15	0
Total	35	236	6.7	48	2

Passing	Att	Cmp	Yds	TD	Lg	IN	Rt
L. Jackson	24	17	179	0	28	1	74.8
Total	24	17	179	0	28	1	74.8

Receiving	No	Yds	Avg	Lg	TD
M. Brown	7	109	15.6	28	0
M. Andrews	4	41	10.3	17	0
P. Ricard	3	26	8.7	11	0
W. Snead	2	9	4.5	5	0
J. Dobbins	1	-6	-6.0	-6	0
Total	17	179	10.5	28	0

Interceptions	No	Yds	Avg	Lg	TD
M. Peters	1	13	13.0	13	0
Total	1	13	13.0	13	0

Leading Tacklers (Press Box Totals)
P. McPhee 6-5-1; D. Wolfe 6-4-2; M. Humphrey 5-4-1

Sacks: D. Wolfe 1
FF: None **FR:** None

TITANS INDIVIDUAL STATISTICS

Rushing	Att	Yds	Avg	Lg	TD
D. Henry	18	40	2.2	8	0
R. Tannehill	2	6	3.0	4	0
J. McNichols	1	4	4.0	4	0
D. Evans	1	1	1.0	1	0
Total	22	51	2.3	8	0

Passing	Att	Cmp	Yds	TD	Lg	IN	Rt
R. Tannehill	26	18	165	1	35	1	83.0
Total	26	18	165	1	35	1	83.0

Receiving	No	Yds	Avg	Lg	TD
A. Brown	6	83	13.8	28	1
D. Henry	3	11	3.7	7	0
A. Firkser	2	44	22.0	35	0
N. Westbrook-Ikhine	2	17	8.5	12	0
J. Smith	2	9	4.5	5	0
C. Batson	1	6	6.0	6	0
G. Swaim	1	5	5.0	5	0
R. Tannehill	1	-10	-10.0	-10	0
Total	18	165	9.2	35	1

Interceptions
M. Butler 1 0 0.0 0 0
Total 1 0 0.0 0 0

Leading Tacklers (Press Box Totals)
H. Landry III 10-8-2; K. Vaccaro 9-6-3; R. Evans 9-5-4

Sacks: H. Landry III 2; D. Jones 1; B. Reed 1; M. Dickerson 1
FF: None **FR:** None



PLAYOFF GAME SUMMARIES



Divisional Round: Titans 16, Bengals 19 Saturday, Jan. 22, 2022 • 3:30 p.m. CT • Nissan Stadium



In the Divisional Round of the 2021 playoffs, the Titans hosted the Cincinnati Bengals and lost by a score of 19-16. Despite the Titans defense tallying a NFL postseason record nine sacks, and limiting the Bengals offense to 64 rushing yards on 18 attempts, Cincinnati's game-winning field goal as time expired proved to be the difference as Tennessee was handed a home playoff loss.

On the first play of the contest, QB **Ryan Tannehill**'s pass was intercepted by Bengals S **Jessie Bates III** to give Cincinnati possession at the Tennessee 42-yard line. Tennessee's defense was able to hold the Bengals to a field goal, as a 38-yard kick gave Cincinnati an early 3-0 lead. Later in the first quarter, the Bengals doubled their lead with a six play, 61-yard scoring drive that featured a 57-yard pass from Bengals QB **Joe Burrow** to Bengals WR **Ja'Marr Chase**. Cincinnati was again forced to settle for a field goal as Bengals K **Evan McPherson** tacked on a 45-yarder, 6-0.

Tennessee tied the score in the second quarter with a nine play, 84-yard scoring possession. Tannehill connected with WR **A.J. Brown** for a 41-yard bomb on the first play of the drive, and WR **Julio Jones** contributed a 13-yard catch to give the Titans a first down in the red zone. Then, while in the Wildcat formation, RB **Derrick Henry** took the direct snap and ran in a three-yard touchdown. However, Cincinnati was penalized for having 12 men on the field for the extra point, and the Titans elected to enforce the opportunity to go for a two-point conversion. Henry's carry was short of the goal line, 6-6.

On the ensuing Bengals possession, facing a third-and-14 at the Tennessee 24-yard line, Burrow was sacked by DT **Jeffery Simmons** for a loss of 12. Cincinnati was forced to kick a 54-yard field goal to make it 9-6 heading into halftime.

Cincinnati pulled ahead in the third quarter on the Bengals' lone touchdown score of the day. Burrow connected with Bengals WR **Tee Higgins** for a 12-yard pass, and Bengals RB **Joe Mixon** accounted for 41 total yards, including a 16-yard rushing touchdown that made it 16-6, Cincinnati.

Later in the third quarter, Tennessee constructed two scoring drives on consecutive possessions to tie the score. First, with help from a 40-yard pass from Tannehill to Brown, K **Randy Bullock** was able to convert a 34-yard field goal to make it 16-9,

Bengals. Next, as Cincinnati took the field, S **Amani Hooker** intercepted Burrow on the first play of the drive to give Tennessee possession at the Bengals 27-yard line. Tannehill connected with Brown for a 33-yard touchdown, as the Titans tied the score 16-16.

With under a minute remaining in regulation, as the Titans were driving, Tannehill's pass was intercepted by Bengals LB **Logan Wilson** at the Cincinnati 47-yard line. Burrow quickly moved the ball with a 19-yard pass to Chase. With four seconds remaining, McPherson successfully kicked a 52-yard field goal to seal a victory by a final score of 19-16.

SCORING

	1	2	3	4	Final
Cincinnati	6	3	7	3	19
Tennessee	0	6	10	0	16

TEAM	SCORING PLAY	TIME
Bengals	E.McPherson 38 yd. Field Goal	1-12:03
Bengals	E.McPherson 45 yd. Field Goal	1-2:11
Titans	D.Henry 3 yd. run (run failed)	2-6:07
Bengals	E.McPherson 54 yd. Field Goal	2-1:35
Bengals	J.Mixon 16 yd. run (E.McPherson kick)	3-9:34
Titans	R.Bullock 34 yd. Field Goal	3-1:36
Titans	A.Brown 33 yd. pass from R.Tannehill (R.Bullock kick)	3-0:15
Bengals	E.McPherson 52 yd. Field Goal	4-0:00

Missed FGs: None

Attendance: 69,242

Time of Game: 2:59

Weather: 34°, Sunny, Wind 0 mph

Referee: Clete Blakeman



TEAM STATISTICS

	Bengals	Titans
TOTAL FIRST DOWNS	17	16
THIRD DOWN EFFICIENCY	7-15-46.7%	1-8-12.5%
FOURTH DOWN EFFICIENCY	0-0-0.0%	0-1-0.0%
TOTAL NET YARDS	345	353
Plays - Avg.	64-5.4	52-6.8
NET YARDS RUSHING	65	140
Rushes - Avg.	18-3.6	27-5.2
NET YARDS PASSING	280	213
Sacks - Yards Lost	9-68	1-7
PASS ATT-COMP-INT	37-28-1	24-15-3
PUNTS - Avg.	5-40.6	4-41.5
Net Punting Average	39.6	41.5
PUNT RETURNS - Yards	0-0	3-5
KICKOFF RETURNS - Yards	3-82	1-26
INTERCEPTIONS - Yards	3-19	1-15
PENALTIES Number and Yards	6-46	2-15
FUMBLES Number and Lost	0-0	0-0
TOUCHDOWNS	1	2
EXTRA POINTS Made-Attempts	1-1	1-2
RED ZONE EFFICIENCY	1-2-50%	1-3-33%
GOAL TO GO EFFICIENCY	0-0-0%	1-2-50%
SAFETIES	0	0
GIVEAWAYS	1	3
TAKEAWAYS	3	1
TIME OF POSSESSION	33:25	26:35

BENGALS STARTERS

OFFENSE	DEFENSE
WR 85 T.Higgins	LDE 94 S.Hubbard
TE 87 C.Uzomah	DT 68 J.Tupou
LT 73 J.Williams	NT 98 D.Reader
LG 67 Q.Spain	DT 92 B.Hill
C 66 T.Hopkins	RDE 91 T.Hendrickson
RG 77 H.Adeniji	LB 55 L.Wilson
RT 75 I.Prince	LB 57 G.Pratt
WR 83 T.Boyd	CB 20 E.Apple
WR 1 J.Chase	CB 22 C.Awuzie
QB 9 J.Burrow	S 24 V.Bell
HB 28 J.Mixon	S 30 J.Bates III

TITANS STARTERS

OFFENSE	DEFENSE
TE 83 R.Izzo	DT 98 J.Simmons
TE 87 G.Swaim	DT 90 N.Jones
LT 77 T.Lewan	DL 96 D.Autry
LG 76 R.Saffold	OLB 58 H.Landry
C 60 B.Jones	LB 51 D.Long
RG 64 N.Davis	LB 41 Z.Cunningham
RT 72 D.Quessenberry	CB 26 K.Fulton
WR 11 A.Brown	CB 24 E.Molden
WR 2 J.Jones	CB 20 J.Jenkins
QB 17 R.Tannehill	S 31 K.Byard
RB 22 D.Henry	S 37 A.Hooker

BENGALS INDIVIDUAL STATISTICS

Rushing	Att	Yds	Avg	Lg	TD
J.Mixon	14	54	3.9	16	1
J.Burrow	2	5	2.5	7	0
C.Evans	1	4	4.0	4	0
J.Chase	1	2	2.0	2	0
Total	18	65	3.6	16	1

Passing	Att	Cmp	Yds	TD	Lg	IN	Rt
J.Burrow	37	28	348	0	57	1	93.1
Total	37	28	348	0	57	1	93.1

Receiving	No	Yds	Avg	Lg	TD
T.Higgins	7	96	13.7	22	0
C.Uzomah	7	71	10.1	32	0
J.Mixon	6	51	8.5	21	0
J.Chase	5	109	21.8	57	0
T.Boyd	2	17	8.5	10	0
S.Perine	1	4	4.0	4	0
Total	28	348	12.4	57	0

Interceptions	No	Yds	Avg	Lg	TD
M.Hilton	1	19	19.0	19	0
J.Bates III	1	0	0.0	0	0
L.Wilson	1	0	0.0	0	0
Total	3	19	6.3	19	0

Leading Tacklers (Press Box Totals)

L. Wilson 8-6-2; V. Bell 6-5-1; D. Reader 6-5-1

Sacks: V. Bell 1

FF: None

FR: None

TITANS INDIVIDUAL STATISTICS

Rushing	Att	Yds	Avg	Lg	TD
D.Foreman	4	66	16.5	45	0
D.Henry	20	62	3.1	9	1
R.Tannehill	3	12	4.0	8	0
Total	27	140	5.2	45	1

Passing	Att	Cmp	Yds	TD	Lg	IN	Rt
R.Tannehill	24	15	220	1	41	3	66.7
Total	24	15	220	1	41	3	66.7

Receiving	No	Yds	Avg	Lg	TD
J.Jones	6	62	10.3	16	0
A.Brown	5	142	28.4	41	1
D.Hilliard	3	13	4.3	5	0
C.Rogers	1	3	3.0	3	0
Total	15	220	14.7	41	1

Interceptions	No	Yds	Avg	Lg	TD
A.Hooker	1	15	15.0	15	0
Total	1	15	15.0	15	0

Leading Tacklers (Press Box Totals)

Z. Cunningham 10-8-2; J. Simmons 8-7-1; D. Long 8-6-2

Sacks: J. Simmons 3; D. Autry 1.5; H. Landry 1.5; B. Dupree 1; D. Long 1; N. Jones 0.5; K. Peko 0.5

FF: None

FR: None





TENNESSEE TITANS 2025 SCHEDULE

PRESENTED BY **SEATGEEK**

PRESEASON



AUG. 9

6:30 PM | PRESEASON 1



AUG. 15

6 PM | PRESEASON 2



AUG. 22

7 PM | PRESEASON 3

REGULAR SEASON



SEP. 7

3:05 PM | WEEK 1



SEP. 14

12 PM | WEEK 2



SEP. 21

12 PM | WEEK 3



SEP. 28

12 PM | WEEK 4



OCT. 5

3:05 PM | WEEK 5



OCT. 12

3:05 PM | WEEK 6



OCT. 19

12 PM | WEEK 7



OCT. 26

3:25 PM | WEEK 8



NOV. 2

12 PM | WEEK 9

BYE



NOV. 16

12 PM | WEEK 11



NOV. 23

12 PM | WEEK 12



NOV. 30

12 PM | WEEK 13



DEC. 7

12 PM | WEEK 14



DEC. 14

3:25 PM | WEEK 15



DEC. 21

12 PM | WEEK 16



DEC. 28

12 PM | WEEK 17



TBD

TBD | WEEK 18

HOME

AWAY

ALL TIMES LISTED ARE CENTRAL TIME ZONE (CT)