

20  20

# COLTS

MEDIA GUIDE



# COLTS 2020 SCHEDULE



## REGULAR SEASON

### - SEPTEMBER -

**GAME 1**  
AT  
**JACKSONVILLE**

SEPT. 13  
1:00 P.M.  
CBS

**GAME 2**  
VS.  
**MINNESOTA**

SEPT. 20  
1:00 P.M.  
FOX

**GAME 3**  
VS.  
**NEW YORK JETS**

SEPT. 27  
4:05 P.M.  
CBS

### - OCTOBER -

**GAME 4**  
AT  
**CHICAGO**

OCT. 4  
1:00 P.M.  
CBS

**GAME 5**  
AT  
**CLEVELAND**

OCT. 11  
4:25 P.M.  
CBS

**GAME 6**  
VS.  
**CINCINNATI**

OCT. 18  
1:00 P.M.  
FOX

BYE WEEK

### - NOVEMBER -

**GAME 7**  
AT  
**DETROIT**

NOV. 1  
1:00 P.M.  
CBS

**GAME 8**  
VS.  
**BALTIMORE**

NOV. 8  
1:00 P.M.  
CBS

**GAME 9**  
AT  
**TENNESSEE**

NOV. 12  
8:20 P.M.  
FOX/NFLN/AMZN

### - NOVEMBER/DECEMBER -

**GAME 10**  
VS.  
**GREEN BAY**

NOV. 22  
1:00 P.M.  
FOX

**GAME 11**  
VS.  
**TENNESSEE**

NOV. 29  
1:00 P.M.  
CBS

**GAME 12**  
AT  
**HOUSTON**

DEC. 6  
1:00 P.M.  
CBS

### - DECEMBER/JANUARY -

**GAME 13**  
AT  
**LAS VEGAS**

DEC. 13  
4:05 P.M.  
CBS

**GAME 14**  
VS.  
**HOUSTON**

DEC. 19 or 20  
TBD  
TBD

**GAME 15**  
AT  
**PITTSBURGH**

DEC. 27  
1:00 P.M.  
CBS

**GAME 16**  
VS.  
**JACKSONVILLE**

JAN. 3  
1:00 P.M.  
CBS

All times Eastern and subject to change by the NFL. \*Games between Week 5 and Week 17 could be affected by flex scheduling.

**FOR COLTS TICKETS: 317-297-7000 - COLTS.COM/TICKETS**



# MEDIA INFORMATION



## INDIANAPOLIS COLTS COMMUNICATIONS



**Steve Campbell**  
Vice President of  
Communications  
steve.campbell@colts.nfl.net  
317-941-9070



**Matt Conti**  
Director of Football  
Communications  
matt.conti@colts.nfl.net  
770-853-4906



**Christian Edwards**  
Assistant Director of  
Communications  
christian.edwards@colts.nfl.net  
904-465-6668



**Pamela Humphrey**  
Communications Coordinator  
pamela.humphrey@colts.nfl.net  
317-716-9491



**Hayden Clark**  
Communications Assistant  
hayden.clark@colts.nfl.net  
317-529-4813



**Elizabeth Laux**  
Communications Intern  
elizabeth.laux@colts.nfl.net  
989-907-9720

## COLTS MEDIA WEBSITE: NFLONG.COM

Media outlets can access up-to-date Colts information, including press releases, transcripts, daily notes, statistics and game releases by logging on to NFLONG.com. The site also offers access to the media guide. Information on the team's media policy can also be found on the media website. The Colts reserve the right to update or change the policy at any period of time.

## CREDENTIAL REQUESTS

Media can submit credential requests by logging on to NFLONG.com. Click on the "Credentialing" tab on the left side. You will then be asked to create a credential profile prior to submitting your request. Credential requests for Colts home games must be submitted no later than five days prior to the game. The Colts reserve the right to deny any request. Media outlets should specify the details of the game day function as well as noting whether or not field access is needed for the entirety of the game or just pregame. Credentials can be picked up at media call which is located at Gate 5 on the northwest side of Lucas Oil Stadium at the corner of South and Missouri streets. A valid government-issued photo identification must be presented to pick up the credential. Credentials may not be transferred or altered. Members of the media who are approved for season-long credentials will have their passes issued in the preseason. For Colts media traveling to road games, credential requests must be submitted no later than 3:00 p.m. the Monday prior to that game. If you have any issues with your credential request, you may email Pam Humphrey at [pamela.humphrey@colts.nfl.net](mailto:pamela.humphrey@colts.nfl.net).

**The Colts logo and the name Indianapolis Colts are trademarks of the Indianapolis Colts, Inc.**

**INDIANAPOLIS COLTS • P.O. Box 535000 • Indianapolis, IN 46253**

**(317) 297-2658 – Switchboard • (317) 297-7000 – Ticket Office • (317) 297-8971 – Fax • (317) 388-0982 – PR Fax  
[www.colts.com](http://www.colts.com) • [NFLONG.com](http://NFLONG.com)**

The 2020 media guide was compiled by Matt Conti, Christian Edwards, Hayden Clark, Steve Campbell, Pam Humphrey and additional members of the Colts Communications staff. The media guide is meant to serve as an information source for the media and NFL fans. Information contained herein was compiled by current and previous Colts public relations staffs. Editorial assistance was provided by Craig Kelley, Terry Musolf, John (Utah) Turney, Joe Cronin, Joe Horrigan and the Elias Sports Bureau. Photographs by Matt Bowen, Don Larson, A.J. Macht, the Pro Football Hall of Fame, The Associated Press, Walt Thomas and through the club's archives.

# LUCAS OIL STADIUM



## LUCAS OIL STADIUM FACTS

**Capacity:**  
67,000

**Square feet:**  
1.8 million

**Levels:**  
7

**Number of suites:**  
142

**Number of concession stands:**  
148

**Number of escalators/elevators:**  
14/11

**Kind of retractable roof:**  
SuperFrame Structural System

**Square feet opening area on retractable roof:**  
176,400

**Approximate time for the roof to open and close:**  
9-11 minutes

**Pieces of exterior glass:**  
9,100

**Tons of steel:**  
16,000

**Size of north windows:**  
Six panels, 88' tall and 244' wide

## COLTS ALL-TIME ROOF/WINDOW RECORD

**RECORD AT LUCAS OIL:** 96 games (62-34)  
**ROOF OPEN & WINDOW OPEN:** 18 games (9-9)  
**ROOF OPEN & WINDOW CLOSED:** 9 games (9-0)  
**ROOF CLOSED & WINDOW OPEN:** 6 games (1-5)  
**ROOF & WINDOW CLOSED:** 63 games (43-20)

Year	Date	Opponent	Roof/Window Status	
2019	9/22	Atlanta	W, 27-24 (Roof/Window Closed)	
	9/29	Oakland	L, 24-31 (Roof/Window Closed)	
	10/20	Houston	W, 30-23 (Roof/Window Open)	
	10/27	Denver	W, 15-13 (Roof Open/Window Closed)	
	11/10	Miami	L, 12-16 (Roof/Window Closed)	
	11/17	Jacksonville	W, 33-13 (Roof/Window Closed)	
	12/1	Tennessee	L, 17-31 (Roof/Window Closed)	
12/22	Carolina	W, 38-6 (Roof/Window Closed)		
2018	9/9	Cincinnati	L, 23-34 (Roof/Window Closed)	
	9/30	Houston	L, 34-37 OT (Roof/Window Open)	
	10/21	Buffalo	W, 37-5 (Roof/Window Closed)	
	11/11	Jacksonville	W, 29-26 (Roof/Window Closed)	
	11/18	Tennessee	W, 38-10 (Roof/Window Closed)	
	11/25	Miami	W, 27-24 (Roof/Window Closed)	
	12/16	Dallas	W, 23-0 (Roof/Window Closed)	
	12/23	New York Giants	W, 28-27 (Roof/Window Closed)	
	2017	9/17	Arizona	L, 13-16 OT (Roof/Window Closed)
		9/24	Cleveland	W, 31-28 (Roof/Window Closed)
10/8		San Francisco	W, 26-23 OT (Roof Closed/Window Open)	
10/22		Jacksonville	L, 0-27 (Roof Closed/Window Open)	
11/12		Pittsburgh	L, 17-20 (Roof/Window Closed)	
11/26	Tennessee	L, 16-20 (Roof/Window Open)		
12/14	Denver	L, 13-25 (Roof/Window Closed)		
12/31	Houston	W, 22-13 (Roof/Window Closed)		

2016	9/11	Detroit	L, 35-39 (Roof/Window Open)
	9/25	San Diego	W, 26-22 (Roof/Window Closed)
	10/30	Chicago	W, 29-23 (Roof/Window Open)
	11/20	Kansas City	L, 14-50 (Roof Closed/Window Open)
	11/24	Tennessee	W, 24-17 (Roof/Window Closed)
	12/11	Pittsburgh	L, 7-28 (Roof/Window Closed)
2015	1/1	Houston	L, 17-22 (Roof/Window Closed)
	9/21	Jacksonville	W, 24-20 (Roof/Window Closed)
	10/4	New York Jets	L, 7-20 (Roof Closed/Window Open)
	10/18	Jacksonville	W, 16-13 (Roof/Window Open)
	10/25	New England	L, 27-34 (Roof/Window Closed)
	11/8	New Orleans	L, 21-27 (Roof/Window Open)
2014	11/29	Denver	W, 27-24 (Roof Open/Window Closed)
	11/29	Tampa Bay	W, 25-12 (Roof/Window Closed)
	12/20	Houston	L, 10-16 (Roof/Window Closed)
	1/3	Tennessee	W, 30-24 (Roof/Window Closed)
	9/15	Philadelphia	L, 27-30 (Roof/Window Closed)
	9/28	Tennessee	W, 41-17 (Roof/Window Open)
2013	10/5	Baltimore	W, 20-13 (Roof Open/Window Closed)
	10/19	Cincinnati	W, 27-0 (Roof Open/Window Closed)
	11/16	New England	L, 20-42 (Roof/Window Closed)
	11/23	Jacksonville	W, 23-3 (Roof/Window Closed)
	11/30	Washington	W, 49-27 (Roof/Window Closed)
	12/14	Houston	W, 17-10 (Roof/Window Closed)
2012	9/8	Oakland	W, 21-17 (Roof/Window Closed)
	9/15	Miami	L, 20-24 (Roof/Window Open)
	10/6	Seattle	W, 34-28 (Roof/Window Closed)
	10/20	Denver	W, 39-33 (Roof/Window Open)
	11/10	St. Louis	L, 8-38 (Roof/Window Closed)
	12/15	Tennessee	W, 22-14 (Roof/Window Closed)
2011	12/15	Houston	W, 25-3 (Roof/Window Closed)
	12/29	Jacksonville	W, 30-10 (Roof/Window Closed)
	9/16	Minnesota	W, 23-20 (Roof/Window Open)
	9/23	Jacksonville	L, 17-22 (Roof/Window Open)
	10/7	Green Bay	W, 30-27 (Roof/Window Closed)
	10/21	Cleveland	W, 17-13 (Roof/Window Open)
2010	11/4	Miami	W, 23-20 (Roof/Window Closed)
	11/25	Buffalo	W, 20-13 (Roof/Window Closed)
	12/9	Tennessee	W, 27-23 (Roof/Window Closed)
	12/30	Houston	W, 28-16 (Roof/Window Closed)
	9/18	Cleveland	L, 19-27 (Roof Closed/Window Open)
	9/25	Pittsburgh	L, 20-23 (Roof/Window Closed)
2009	10/9	Kansas City	L, 24-28 (Roof/Window Open)
	11/6	Atlanta	L, 7-31 (Roof/Window Open)
	11/13	Jacksonville	L, 3-17 (Roof Closed/Window Open)
	11/27	Carolina	L, 19-27 (Roof/Window Closed)
	12/18	Tennessee	W, 27-13 (Roof/Window Closed)
	12/22	Houston	W, 19-16 (Roof/Window Closed)
2008	9/19	New York Giants	W, 38-14 (Roof Open/Window Closed)
	10/10	Kansas City	W, 19-9 (Roof/Window Closed)
	11/1	Houston	W, 30-17 (Roof/Window Closed)
	11/14	Cincinnati	W, 23-17 (Roof/Window Closed)
	11/28	San Diego	L, 14-36 (Roof/Window Closed)
	12/5	Dallas	L, 35-38 OT (Roof/Window Closed)
2007	12/19	Jacksonville	W, 34-24 (Roof/Window Closed)
	1/2	Tennessee	W, 23-20 (Roof/Window Closed)
	9/13	Jacksonville	W, 14-12 (Roof/Window Open)
	10/4	Seattle	W, 34-17 (Roof Open/Window Closed)
	11/1	San Francisco	W, 18-14 (Roof Open/Window Closed)
	11/8	Houston	W, 20-17 (Roof Open/Window Closed)
2006	11/15	New England	W, 35-34 (Roof/Window Closed)
	12/6	Tennessee	W, 27-17 (Roof/Window Closed)
	12/13	Denver	W, 28-16 (Roof/Window Closed)
	12/27	New York Jets	L, 15-29 (Roof/Window Closed)
	9/7	Chicago	L, 13-29 (Roof/Window Open)
	9/21	Jacksonville	L, 21-23 (Roof/Window Closed)
2005	10/12	Baltimore	W, 31-3 (Roof/Window Open)
	11/2	New England	W, 18-15 (Roof Open/Window Closed)
	11/16	Houston	W, 33-27 (Roof/Window Closed)
	12/7	Cincinnati	W, 35-3 (Roof/Window Closed)
	12/14	Detroit	W, 31-21 (Roof/Window Closed)
	12/28	Tennessee	W, 23-0 (Roof/Window Closed)

# COLTS STAFF DIRECTORY



## EXECUTIVES

James Irsay, Owner and CEO  
Carlisle Irsay-Gordon, Vice Chair/Owner  
Casey Foyt, Vice Chair/Owner  
Kalen Jackson, Vice Chair/Owner  
Chris Ballard, General Manager  
Pete Ward, Chief Operating Officer  
Dan Emerson, Chief Legal Officer  
Kurt Humphrey, Chief Financial Officer  
Dan Luther, Special Counsel  
Roger VanDerSnick, Chief Sales and Marketing Officer

## COACHING STAFF

Frank Reich, Head Coach  
Matt Eberflus, Defensive Coordinator  
Nick Sirianni, Offensive Coordinator  
Bubba Ventrone, Special Teams Coordinator  
Klayton Adams, Assistant Offensive Line  
Brian Baker, Defensive Line  
Dave Borgonzi, Linebackers  
Tyler Boyles, Assistant to the Head Coach  
Marcus Brady, Quarterbacks  
Zane Fakes, Assistant Strength and Conditioning  
Parks Frazier, Offensive Quality Control  
Jonathan Gannon, Defensive Backs/Cornerbacks  
Mike Groh, Wide Receivers  
Richard Howell, Head Strength and Conditioning  
Jerrold Johnson, Offensive Quality Control  
Rusty Jones, Director of Sports Performance  
Doug McKenney, Assistant Strength and Conditioning  
Jason Michael, Tight Ends  
David Overstreet II, Defensive Quality Control  
Kevin Patullo, Pass Game Specialist  
Ryan Podell, Sports Science/Conditioning  
Matt Raich, Special Defensive Assistant/Assistant Defensive Line  
Tom Rathman, Running Backs  
Frank Ross, Assistant Special Teams  
Chris Strausser, Offensive Line  
Alan Williams, Defensive Backs/Safeties

## FOOTBALL OPERATIONS

Ed Dodds, Assistant General Manager  
Mike Bluem, Director of Football Administration  
Morocco Brown, Director of College Scouting  
Kevin Rogers, Director of Player Personnel  
Todd Vasvari, Senior Player Personnel Scout  
Brian Decker, Director of Team Development  
Jon Shaw, Director of Pro Scouting  
Joey Elliott, Pro Scout  
Matt Terpening, Assistant Director of College Scouting  
Anthony Coughlan, Area Scout  
Mike Derice, Area Scout  
Chad Henry, Area Scout  
Tyler Hughes, Area Scout  
Chris McGaha, Area Scout  
Jamie Moore, Area Scout  
Mike Lacy, NFS Scout  
Mitch Chester, College Scouting Coordinator/  
Travel Coordinator  
Boyd Jackson, Pro Personnel Assistant  
Andrew Hoyle, Scouting Assistant  
Rohit Mogalayapalli, Scouting Assistant  
Anthony Foyt IV, Scouting Assistant  
Jeff Brown, Director of Operations  
David Thornton, Director of Player Engagement  
George Li, Senior Football Strategy Analyst/Game Management  
John Park, Manager of Football Research & Strategy  
Cal Handelman, Manager of Financial Analysis and  
Club Strategy  
Debbie Finn, Assistant to the General Manager

## EQUIPMENT

Sean Sullivan, Director of Equipment Operations  
Mike Mays, Assistant Equipment Manager  
Brian Seabrooks, Assistant Equipment Manager

## VIDEO

Stewart Cramer, Video Director  
John Starliper, Assistant Video Director  
Matt DeWall, Assistant Video Director

## MEDICAL STAFF

Dave Hammer, Head Athletic Trainer  
Erin Barill, Director of Sports Medicine  
Brian Buening, Assistant Athletic Trainer  
Kyle Davis, Assistant Athletic Trainer  
Kerry Gordon, Assistant Athletic Trainer  
Tom Klootwyk, MD, Orthopedic Surgeon  
Gary Misamore, MD, Orthopedic Surgeon  
Dave Porter, MD, Orthopedic Surgeon  
Terry Horner, MD, Neurosurgeon  
Doug Robertson, MD, Physician  
Thurman Alvey, DO, Physician  
G. Peter Maiers, MD, Physician  
Lance Rettig, MD, Physician  
Steve Ritter, MD, Physician  
Marcus McCray, Team Chiropractor  
Elizabeth White, Counselor  
Kirsten Gregurich, Nutritionist

## INFORMATION SYSTEMS

Matthew Boothby, Vice President of Information Technology  
Joe McCurdy, Network Administrator  
Sean Welch, Database Administrator  
Brian Poole, Systems Analyst  
Doug Snelling, Systems Analyst

## FINANCE AND HUMAN RESOURCES

Stacy Johns, Vice President of Finance and Human Resources  
Lindsey Hammond, Director of Finance  
Alexander Romano, Director of Business Intelligence  
Nick Armour, Senior Business Intelligence Analyst  
Michelle Rodriguez, Executive Assistant/  
Human Resources Manager  
Chris Grecco, CRM Analyst  
Tina McKnight, Accounting/Payroll Assistant  
Jaci Rowland, Staff Accountant  
Jenny Ryan, Accounting Assistant

## COMMUNICATIONS

Steve Campbell, Vice President of Communications  
Matt Conti, Director of Football Communications  
Christian Edwards, Assistant Director of Communications  
Pamela Humphrey, Communications Coordinator  
Hayden Clark, Communications Assistant

## MARKETING/COMMUNITY RELATIONS

Stephanie Pemberton, Vice President of Marketing  
Joe Fonderoli, Senior Director of Events & Operations  
Austin Reed, Director of Digital and Database Marketing  
Ashley Powell, Director of Community Relations  
Alexa Strobbridge, Senior Marketing Manager  
Kelsey Rowles, Community Relations Manager  
Cassidy Turpin, Community Relations Coordinator  
Chelsea Durham, Events Manager  
Matt Shaw, Events Coordinator  
Kelly Tilley, Director of Cheerleading  
Erin Smith, Youth Cheer Coordinator  
Trey Mock, Mascot Program Manager  
Caroline Cooke, Mascot Coordinator  
Mike Prior, Youth Football Commissioner  
Andy Matis, Youth Football Manager  
Nicole Minor, Hospitality and Pavilion Manager  
Edward Hayes, Pavilion Coordinator

## CONTENT AND PRODUCTION

Dave Knickerbocker, Vice President of Content and Production  
Matthew Dominick, Senior Director of Content and Production  
Matt Bowen, Creative Director of Photographic Services  
Amber Derrow, Director of Social and Digital Content Strategy  
Kara Boonstra, Project Manager

# COLTS STAFF DIRECTORY



## CONTENT AND PRODUCTION CONT...

Larra Overton, Producer/On-Air Talent  
Jeffrey Gorman, Media Specialist  
Mike Stevens, Operations Manager of Video Engineering  
Matt Taylor, Voice of the Colts, Manager of Radio Production  
Casey Vallier, Coordinator of Radio Production  
Daron Williams, Digital Communications Manager  
Derek Wolfe, Manager of Creative Services and Game Day Production  
Chris Albright, Manager of Graphic Design  
Sherard Allen, Graphic Designer  
Erin Balderson, Graphic Designer  
Chris Buckley, Senior Broadcast Engineer  
Kevin Conners, Senior Content Creation Specialist  
Matt Wilkening, Senior Content Creation Specialist  
Conner Handel, Content Creation Specialist  
Harrison Pogue, Content Creation Specialist  
Zack Baker, Post Production Specialist  
Brent Hollerud, Social Media Manager  
Ryan Nix, Social Media Specialist  
Nick Merlina, Coordinator of Digital Communications  
Andrew Walker, Colts.com Writer  
Maureen Williams, Community Manager

## CORPORATE SALES

Ryan Lobsiger, Vice President of Corporate Partnerships  
Josh Tarble, Business Solutions Director  
Brad Beery, Corporate Partnership Manager  
Brian Healey, Corporate Partnership Manager  
Rob Louthain, Corporate Partnership Manager  
Jim Matis, Corporate Partnership Manager  
Brandon Schlarb, Corporate Partnership Manager  
Andy Schwartz, Corporate Partnership Manager  
Lindsay Catavolos, Director of Partnership Marketing  
Laura Porter, Partnership Marketing Manager  
Jett Branham, Partnership Marketing Manager  
Blake Heitman, Partnership Marketing Manager  
Kaylin Pellegrini, Partnership Marketing Manager  
Susie Peters, Sales Operations

## TICKET SALES, SERVICE & OPERATIONS

Greg Hylton, Vice President of Premium Seating and Ticket Sales  
Jim Van Dam, Director of Ticket Sales  
Bob Parenteau, Director of Ticket Operations  
Ashley Hoffman, Director of Membership Services  
Justin Gentile, Director of Premium Seating  
Jamil Stafford, Assistant Director of Ticket Operations  
Kreigha Henney, Premium Service Manager  
Katy Johnson, Premium Service Manager  
Abigail Beatson, Membership Services Manager  
Katharina Hiergeist, Membership Services Manager  
Megan Oldham, Membership Services Manager

## TICKET SALES, SERVICE & OPERATIONS CONT...

Dylan Sheldon, Membership Services Manager  
Stephanie Sior, Membership Services Manager  
Michelle Weaver, Membership Services Manager  
Justin Glass, Manager of Consumer Sales  
Hannah Glaser, Manager of Group Sales  
Blake Carnall, Account Executive  
Logan Hastings, Account Executive  
Necee Jennings, Account Executive  
Keith Quarta, Account Executive  
Dane Van Paris, Account Executive  
Briannah Poe, Group Sales Account Manager  
Jeremy Thorpe, Group Sales Account Manager  
Tyson Smith, Premium Seating Account Manager  
Jody Henton, Suite Services Manager  
Becca Ginn, Sales Event Coordinator  
Hayden Birkey, Consumer Sales Associate  
Clark Dupree, Consumer Sales Associate  
Kate Henley, Consumer Sales Associate  
Dylan Horowitz, Consumer Sales Associate  
Will Hunker, Consumer Sales Associate  
Grace Koscielski, Consumer Sales Associate  
Curtis Stokes, Consumer Sales Associate  
Katie Vozel, Consumer Sales Associate

## FRONT OFFICE STAFF

Cathy Catellier, Executive Assistant to the Owner  
Mark Feeser, Executive Assistant  
Jennifer Hall, Administrative Assistant to the Chief Legal Officer  
Larry Hall, Vice President of Special Projects and Historical Affairs  
David Liptak, Executive Assistant  
Doug Melton, Office Assistant  
Alyssa Monka, Receptionist  
Traci Morgan, Assistant to the Chief Operating Officer  
Monte Poe, Director of Special Projects  
Jon Scott, Football Archivist  
Leslie Stockton, Executive Assistant to the Vice Chair/Owner

## FACILITIES

Troy Glendenning, Director of Facilities and Grounds  
Chris Anderson, Facilities Manager  
Darrell Chandler, Grounds Assistant/Golf Course  
Joe Atkins, General Maintenance/Projects  
Eric Boling, Maintenance/Performance Area  
Tyler Holloway, Grounds Assistant/Fields  
Ryan Simonton, Maintenance/Performance Area  
Steve Randall, Director of Security  
John Moore, Security  
Cory Nash, Security



**T.Y. HILTON**

WIDE RECEIVER



ADMINISTRATION

# JIM IRSAY

**OWNER & CHIEF  
EXECUTIVE OFFICER**

**YEARS IN THE NFL:** 49 Years  
**COLLEGE:** Southern Methodist University



Indianapolis Colts Owner & CEO Jim Irsay embarks on his 49th season with the organization. His affiliation with the Colts dates back to 1972 when his father, Robert Irsay, acquired the team. His passion for winning and emphasis on sustained success has molded Indianapolis into one of the most successful franchises in the NFL. In addition to his commitment to winning, Irsay and his family are recognized as leaders in the community, spearheading many philanthropic endeavors throughout Indiana.

Irsay took the helm of the franchise in 1995, becoming sole owner in 1997. Going into his 26th season as the leader of the Colts, Indianapolis has earned 10 division championships, two Super Bowl appearances and the team's fourth world championship with a victory in Super Bowl XLII. The team's 197-123 regular season record dating back to 2000 ranks tied for third in the NFL. From 2000-09, the Colts produced 115 regular season wins, which at the time, was the most in a decade for any NFL club. Indianapolis also set an NFL record with 23 consecutive wins from 2008-

09. Over the span of four seasons from 2012-15, the Colts won 16 consecutive games within the AFC South Division, also an NFL record.

Irsay grew up with the Colts and talks sentimentally about his years of living with the team during summer camp, riding the team bus and watching every game. After graduating from Southern Methodist University with a degree in broadcast journalism, he joined the franchise and worked in virtually every department, from ticket sales to public relations to football operations. When the Colts arrived in Indianapolis in 1984, Irsay was named general manager at age 24, the youngest to ever hold that job.

Over his many years with the organization, winning always has been a priority for Irsay. In 2017, he hired Chris Ballard as general manager, who in his first three seasons utilized both the NFL Draft and free agency to rebuild the Colts roster. In 2018, Irsay and Ballard hired former Philadelphia Eagles Offensive Coordinator Frank Reich as head coach, bringing back a familiar face to the Colts family. Reich began his coaching career in Indianapolis under Hall of Fame Head Coach Tony Dungy and served on the Colts staff for six years (2006-2011). Under their collective leadership, the Colts are building a strong team and organization that are primed for success.



**Owner & CEO Jim Irsay hoists the Lombardi Trophy following the team's Super Bowl XLI victory over the Chicago Bears.**

In 2018, Reich's first year as head coach, the Colts became just the second team in NFL history to start 1-5, yet still reach the playoffs and win a playoff game. Linebacker Darius Leonard and guard Quenton Nelson each have earned Associated Press All-Pro honors in each of the last two seasons (2018-19), and in 2018, they became the first pair of rookie teammates to earn



the honor since Gale Sayers and Dick Butkus did so with the 1965 Chicago Bears. In Reich's first two years, the Colts produced seven Pro Bowlers, the 2018 Defensive Rookie of the Year and the 2018 Comeback Player of the Year. What's more, Reich was named the NFL 101 AFC Coach of the Year following his first season at the helm.

A hallmark of Irsay's stewardship was the 2006 season, when the Colts won Super Bowl XLI with a 29-17 victory over Chicago. Following its triumphant return to Indianapolis, the team was welcomed by a raucous crowd lining downtown streets in below-freezing temperatures and filling the old RCA Dome. Irsay responded by sending the Lombardi Trophy on a 50-stop, 3,130-mile tour throughout Indiana, giving fans an opportunity to see, touch and take pictures with the iconic trophy. That fall, he also created a once-in-a-lifetime opportunity for fans to compete for one of five authentic Super Bowl rings. The effort raised more than \$225,000 for charity and entertained thousands who witnessed 10 finalists take their chance to pick one-of-five treasure chests that contained a ring inscribed with "Colts Fan."

All eyes were focused on Indianapolis in 2012 when Super Bowl XLVI came to town, where Irsay and the Colts were instrumental in leading the Super Bowl effort for the city. Largely regarded as one of the most successful Super Bowls ever, the event generated hundreds of millions of dollars in economic impact, as well as worldwide exposure for the city and state.

A strong advocate of the NFL's history, tradition and principles, Irsay is an active team owner. He chairs the league's Legislative Committee and serves on both the Finance Committee and the Super Bowl Advisory Committee. He also has served on the Executive Committee of the Management Council and the Pro-College Relations Committee. What's more, Irsay was a member of the Realignment Working Group and the Working Club Executive Committee that authored the NFL's Collective Bargaining Agreement in 1993.

Irsay also oversees the team's extensive community outreach and philanthropic efforts. Under his leadership, the Colts

have been committed to improving the lives of people in their home city and state by helping build a healthy, inclusive and compassionate community through meaningful outreach, projects and partnerships.

At the outset the 2020 coronavirus health emergency, Irsay immediately jumped into action and personally led a community fundraising drive, raising more than \$1.3 million in less than 48 hours to provide emergency meals to people in need. Irsay also helped fund e-learning materials and resources for Indianapolis students now learning from home, led a fundraising drive for Indianapolis' community centers, and purchased thousands of protective masks that were donated to the state health department for use by front-line workers. Also in 2020, Irsay reemphasized the franchise's commitment to diversity, equity and inclusion in the way the club operates internally and in the community. The team actively works with players, coaches, staff and community stakeholders on efforts to battle racism and other forms of discrimination, provide more access to educational and economic opportunity and bring people from all backgrounds and walks of life together in support of dialogue and positive change.

The team also supports current and former players by engaging with them in charitable efforts, helping them leave a legacy of service to the community. The Irsay family has been honored to give back through projects such as the Irsay Family YMCA, the downtown Colts Canal Playspace, Riley Hospital for Children, Wheeler Mission Center for Women & Children and dozens of other important community initiatives.



Although football has been the focus of Irsay's professional life, he has a passion for rock music, American history and pop culture, which led him to assemble a robust collection of historic and culturally-significant artifacts over several decades that together make up The Jim Irsay Collection. The collection is highlighted by musical instruments and items owned and used by some of the greatest artists in music history, including Bob Dylan, The Beatles, Prince, Eric Clapton, The Grateful Dead's Jerry Garcia, Pink Floyd's David Gilmour, The Rolling Stones' Keith Richards, The Doors' Jim Morrison and other music icons. Outside of music, the collection includes the original manuscript for Alcoholics Anonymous' *Big Book*, the founding document for the organization, Jack Kerouac's *On the Road* scroll, signed letters from U.S. Presidents and President Abraham Lincoln's walking cane. An active philanthropist, Irsay regularly loans items from the collection to museums, nonprofits and other organizations for display and research. Items have been displayed

at the Rock & Roll Hall of Fame, The Metropolitan Museum of Art (The Met), the Indiana State Museum and other locations around the world.

Irsay has three daughters, Carlie Irsay-Gordon, Casey Foyt and Kalen Jackson, as well as nine grandchildren. All three daughters were promoted to the position of vice chair and owner in 2012 and represent the next generation of Colts ownership in Indianapolis.

In reflecting on the organization, Jim Irsay says, "One of the reasons I'm honored to be a steward of the Horseshoe is that we are able to use the enormous platform of pro football to bring joy into people's lives. Whether it's on the field on gamedays, serving our friends and neighbors off the field or other times throughout the year, our goal is to entertain, inspire and unite this community and Colts fans everywhere by not just winning, but winning the right way."

## THE INDIANAPOLIS COLTS UNDER JIM IRSAY (1995-2019)

### REGULAR SEASON RECORD

New England	281-119-0
Green Bay	253-145-2
Pittsburgh	250-148-2
Denver	235-165-0
<b>Indianapolis</b>	<b>234-166-0</b>

### REGULAR SEASON RECORD AT HOME

New England	156-44-0
Green Bay	149-49-2
Pittsburgh	140-59-1
Denver	138-62-0
Minnesota	136-64-0
Baltimore	133-58-1
<b>Indianapolis</b>	<b>132-68-0</b>

### REGULAR SEASON RECORD ON THE ROAD

New England	125-75-0
Pittsburgh	110-89-1
Green Bay	104-96-0
Philadelphia	103-95-2
<b>Indianapolis</b>	<b>102-98-0</b>

### COLTS RECORD VS. AFC SOUTH (2002-2019)

Houston	27-9-0
Tennessee	27-9-0
Jacksonville	22-14-0

### PLAYOFF APPEARANCES

New England	19
Green Bay	18
<b>Indianapolis</b>	<b>17</b>

### PLAYOFF WINS

New England	33-14
Green Bay	20-16
Pittsburgh	19-13
Baltimore	15-10
<b>Indianapolis</b>	<b>15-16</b>
Philadelphia	15-14
Denver	14-9
Seattle	14-12



## CARLIE IRSAY-GORDON

VICE CHAIR / OWNER

Carlie Irsay-Gordon is in her ninth season as vice chair/owner. She joined the Colts as vice president in July of 2008 and, along with sisters Casey Foyt and Kalen Jackson, represents the next generation of ownership of the club. Raised in and around the organization, Irsay-Gordon interned with the Colts football operations and marketing departments while pursuing her undergraduate degree in religious studies from Skidmore College. She also has represented the team at NFL Owners' Meetings since 2004. Irsay-Gordon is involved in all aspects of the organization and specifically helps direct the team's growing digital, social media, content and production operations. She is a member of the NFL's Media Owned & Operated Committee, which oversees the NFL

Network, NFL.com, NFL Mobile and other league-owned media properties. As the only active female member of the committee, she is responsible for setting strategies and policy related to traditional and digital media initiatives across the NFL and its clubs. Irsay-Gordon also is involved in the Indianapolis community, serving on the boards of the Indianapolis Chamber of Commerce, Visit Indy, the city's convention and tourism bureau, and Park Tudor School. Irsay-Gordon resides in Indianapolis with her husband, Zach Gordon, and their children.



## CASEY FOYT

VICE CHAIR / OWNER

Entering her ninth season as vice chair/owner, Casey Foyt represents the next generation of ownership of the Indianapolis Colts, along with her sisters Carlie Irsay-Gordon and Kalen Jackson. After graduating from Indiana University with a degree in sports marketing, Foyt worked for the NFL in London, England, planning the first regular season NFL game played outside North America, as well as special events associated with the game. The contest was played in October 2007 and featured the New York Giants and Miami Dolphins playing in Wembley Stadium. Foyt joined the Colts in 2007 and focuses her energy on marketing and community relations. She helped revitalize the Colts Women's Organization and planned the group's first major fundraiser in 2007. Foyt

also helps represent the club at NFL Owners Meetings and other league events. Outside of football, she is president of Huddles Frozen Yogurt, Inc. Born in Indianapolis, Foyt resides in Carmel, Indiana with her husband, Anthony J. Foyt, IV, and their children.



## KALEN JACKSON

VICE CHAIR / OWNER

Kalen Jackson is entering her ninth season as vice chair/owner. Jackson joined the team in 2010 as vice president and, along with sisters Carlie Irsay-Gordon and Casey Foyt, represents the next generation of Colts ownership. Like her sisters, she grew up with the Colts organization as a significant part of her life since birth. Jackson graduated with honors in 2010 from Indiana University's School of Health, Physical Education and Recreation with a bachelor's degree in sports management and marketing. On a daily basis, she is involved in corporate sales and community outreach and currently serves on the board of the United Way of Central Indiana.

Jackson coordinates the Irsay family's philanthropic and charitable efforts, is president of the Indianapolis Colts Women's Organization and represents the team at NFL Owners Meetings. In 2016, the NFL and Commissioner Roger Goodell appointed her to the league's Employee Benefits Committee. As the youngest member of the committee, Jackson is responsible for administering club and league benefit plans, including plan design and amendment, benefit and administrative expense payments and employee eligibility issues. She was born and resides in Indianapolis with her husband, Boyd Jackson, and their two daughters.



# CHRIS BALLARD

## GENERAL MANAGER

**JOINED COLTS:** 2017

**YEARS IN THE NFL:** 20th Year

**COLLEGE:** Wisconsin

**HOMETOWN:** Texas City, Texas



Chris Ballard was hired as the general manager of the Indianapolis Colts on January 29, 2017. He is entering his 20th NFL season and his fourth in his current role where he oversees all football operations. In three seasons at the helm, Ballard has constructed a Colts roster primed for success. Just two seasons removed from a Divisional Round Playoff appearance, the team's first trip to the postseason since 2014, Ballard and his staff have utilized free agency and the NFL Draft to bolster several areas of the roster heading into the 2020 campaign.

Stressing leadership, accountability and dedication, the Colts welcomed six new players via free agency, including three Pro Bowlers quarterback Philip Rivers, cornerback Xavier Rhodes and full-back Roosevelt Nix. In addition, the team added tight end Trey Burton, cornerback T.J. Carrie and defensive tackle Sheldon Day. Ballard also traded Indianapolis' 2020 first round draft pick to acquire a premier talent in defensive tackle DeForest Buckner who has been named to The Associated Press NFL All-Pro Team and Pro Bowl. These seven additions have combined for 472 starts, 30 postseason games, 13 Pro Bowls, three Super Bowl appearances and one Super Bowl championship.

The 2020 NFL Draft was unique in the fact that it was conducted virtually due to the COVID-19 health emergency. Ballard and his staff embraced the challenge of evaluating and meeting remotely and the results paid significant dividends. Several "blue card" players (athletes who possess ideal mental, physical and character attributes) were selected, highlighted by the team's first two selections, wide receiver Michael Pittman Jr. (second round) and running back Jonathan Taylor (second round). Both players feature size, strength and speed. Ballard's first defensive selection came in the third round in Julian Blackmon, a rangy, fast and versatile safety. The Colts addressed other offensive needs by adding depth at quarterback (Jacob Eason, fourth round), guard (Danny Pinter, fifth round) and wide receiver (Dezmon Patmon, sixth round). Ballard also improved the defense with the selections of defensive tackle Rob Windsor, cornerback Isaiah Rodgers and linebacker Jordan Glasgow, all in the sixth round.

Since his arrival in Indianapolis, Ballard has stressed the importance of winning the battle in the trenches. His theory held true in 2019 as the Colts finished with a top-10 rushing offense for the first time since 2001. Running back Marlon Mack also became the team's first 1,000-yard rusher since 2016. Indianapolis' offensive line was the only unit in the NFL to start the same five linemen in all 16 regular season games while tying for the ninth-fewest sacks allowed. On the defensive side of the ball, Ballard signed free agent defensive end Justin Houston following eight seasons in Kansas City. Houston led the Colts with 11.0 sacks, which marked his fourth career double-digit sack season and his first since 2014. Houston also produced a streak of six consecutive games with a sack, the second-longest streak of his career. The team's



2019 draft class combined to play in 93 games as cornerback Rock Ya-Sin, linebacker Bobby Okereke and safety Khari Willis emerged as starters at their respective positions.

In 2018, the Colts started the season with a 1-5 record and won nine of their last 10 games to clinch a postseason berth. Indianapolis became the third team in NFL history to start the season with a 1-5 mark and reach the playoffs. The Colts then defeated the Houston Texans in a Wild Card contest and became the second team in league history to start 1-5 and win a playoff game. The team's success, due in part to Ballard's construction of the roster, earned him the Pro Football Writers of America Executive of the Year award.

Pivotal in the team's 2018 achievement was the 11-man NFL Draft class, which combined to play in 133 games (67 starts). The group was spearheaded by guard/center Quenton Nelson and linebacker Darius Leonard who joined Pro Football Hall of Famers Dick Butkus and Gale Sayers (Chicago Bears, 1965) as the second pair of rookie teammates to be selected First Team All-Pro since The Associated Press started selecting All-Pro teams in 1940. Nelson was also selected to the Pro Bowl and Leonard was named the NFL's Defensive Rookie of the Year. The duo also earned All-Pro and Pro Bowl honors following the 2019 season. Ballard made a trade with the New York Jets in March of 2018 to acquire the sixth overall pick (Nelson), in addition to two second round selections and a second round pick in 2019. Starting right tackle Braden Smith was selected with the acquired 37th overall selection and, following another trade during the draft, second round defensive end Kemoko Turay and fifth round running back Jordan Wilkins completed the Colts' picks in the trade.

Ballard navigated the organization through a challenging 2017 campaign. Through myriad injuries, the Colts witnessed the emergence of several free agents and draft selections. The team's 53-man roster for the regular season opener featured 30 new players compared to 2016's Week 1 roster. Ballard focused primarily on the defensive side of the ball in his first draft as six of the eight players selected competed on defense. In total, seven of Ballard's picks reached the active ros-

## COLTS ROSTER ADDITIONS FOLLOWING FIRST ROUND TRADES 2018-2020

BEFORE	AFTER
2018 ROUND 1 PICK 3	QUENTON NELSON
2019 ROUND 1 PICK 28	BRADEN SMITH
2020 ROUND 1 PICK 13	KEMOKO TURAY
	JORDAN WILKINS
	ROCK YA-SIN
	BEN BANOGU
	MARVELL TELL III
	D-FOREST BUCKNER
	MICHAEL PITTMAN JR.

ter and combined to play in 82 games (17 starts). One of Ballard's first roster moves in Indianapolis came in early March, 2017 when he signed tight end Jack Doyle to a contract extension. Doyle went on to have a career year as he finished with 80 receptions for 690 yards and four touchdowns en route to his first career Pro Bowl. His reception total finished as the second-most in the league among tight ends and ranked as the second-most in franchise single-season history among players at his position. Doyle again made the Pro Bowl following the 2019 campaign. Ballard made one of his best roster moves eight days prior to the regular season opener when he acquired quarterback Jacoby Brissett in a trade with the New England Patriots. Brissett started 15 games and threw for 3,098 yards and 13 touchdowns. He ranked second in the league in passing touchdowns of 60-plus yards and was part of an offense that tied for the fourth-fewest giveaways in the NFL in 2017.

Known for his transparency and availability with the media, Ballard has been named a finalist for the Pro Football Writers of America's Jack Horrigan Award, which is given to the league or club official for his or her qualities and professional style in helping the Pro Football Writers do their job, in each of the last three years. In 2020, he won the award becoming the first member of the Colts to do so.

Ballard came to the Colts following a four-year stint with Kansas City, most recently as the director of football operations from 2015-16. He was promoted to the position after serving two seasons (2013-14) as the Chiefs director of player personnel. Ballard oversaw the college and pro scouting departments and worked directly with then-General Manager John Dorsey on player acquisition.

From 2013-16, the Chiefs won 43 games (fourth-most in the NFL), made three play-off appearances, won one AFC West Division title (2016) and had 15 players named to the Pro Bowl, including at least four in each season. Inheriting a team that went 2-14 in 2012, Ballard assisted in an overhaul of Kansas City's roster in 2013. By the end of the season, there were a total of 30 new players on the 53-man squad that went 11-5 and reached the playoffs as a Wild Card contender after finishing second in the AFC West. Ballard helped the Chiefs draft four Pro Bowl players in addition to acquiring three-time Pro Bowl (2013, 2016-17) quarterback Alex Smith in free agency in 2013.

Prior to Kansas City, Ballard began his NFL career with the Chicago Bears. In 12 seasons with the Bears personnel department, under the tutelage of General Manager Jerry Angelo, he served as the director of pro scouting (2012) and was the southwest area scout (2001-2011).

During Ballard's tenure in Chicago, the Bears reached the playoffs four times, winning four NFC North titles (2001, 2005, 2006 and 2010) and appeared in two NFC Championship games (2006 and 2010). The Bears won the NFC Championship in 2006 and faced the Colts in Super Bowl XLI in Miami.

With the Bears, Ballard helped draft numerous Pro Bowl players, including running back Matt Forte (2008), wide receiver Johnny Knox (2009), cornerback Charles Tillman (2003), defensive tackle Tommie Harris (2004), cornerback Nathan Vasher (2004) and defensive tackle Henry Melton (2009). He also assisted in many notable acquisitions



and trades, including the signings of wide receiver Brandon Marshall, guard Jermon Bushrod, tight end Martellus Bennett, linebacker D.J. Williams and linebacker James Anderson.

Before entering player personnel, Ballard spent seven seasons (1994-2000) on the coaching staff at Texas A&M-Kingsville under Head Coach and College Football Hall of Famer Ron Harms. In 2000, he served as defensive coordinator after stints as the secondary coach (1995-99) and wide receivers coach (1994). During his time with the Javelinas, Ballard helped mentor future NFL players Richard Jones, Karl Williams, Floyd Young and Al Harris. Texas A&M-Kingsville also produced 1996 first-round draft pick Jermaine Mayberry.

Ballard played four years of collegiate football at the University of Wisconsin, part of which was under former head coach and current Badgers Athletics Director Barry Alvarez. He served as a student assistant his senior year after suffering multiple knee injuries prior to graduating with a bachelor of arts degree in 1993.

Ballard is a native of Texas City, Texas. He and his wife, Kristin, reside with their five children in Westfield, Ind. The Ballard family is active in the community and have worked with many organizations, including Books for Youth, Hands of Hope, Habitat for Humanity, Make-A-Wish and Gleaners Food Bank. In addition, the Ballards also host the "Huddle For Hope" community ticket block at Colts home games.

**CAREER EXPERIENCE:**

<b>1994</b>	Texas A&M-Kingsville	Wide Receivers
<b>1995-1999</b>	Texas A&M-Kingsville	Secondary
<b>2000</b>	Texas A&M-Kingsville	Defensive Coordinator
<b>2001-2011</b>	Chicago Bears	Southwest Area Scout
<b>2012</b>	Chicago Bears	Director of Pro Scouting
<b>2013-2014</b>	Kansas City Chiefs	Director of Player Personnel
<b>2015-2016</b>	Kansas City Chiefs	Director of Football Operations
<b>2017-2020</b>	Indianapolis Colts	General Manager



## **PETE WARD**

### **CHIEF OPERATING OFFICER**

Pete Ward is entering his 40th season with the Indianapolis Colts in 2020. Ward was promoted to chief operating officer in 2010 after serving as the club's senior executive vice president since 2001. His duties and experiences have been wide-ranging and diverse and touch all areas of the organization. Ward began his affiliation with the Colts in 1981 as a summer and seasonal intern in the team's public relations department. Following his graduation from the University of Virginia, he was hired as the club's administrative assistant. Ward was promoted to director of operations shortly after the team's arrival in Indianapolis in March 1984. He then was named vice president of administration in 1997. In addition to general administrative management,

Ward served as the point person for the team on the design and construction of Lucas Oil Stadium. In 2012, he was named the chairman of the Indiana University Melvin and Bren Simon Cancer Center development board, a 42-person panel charged with raising money for one of the nation's leading cancer centers. In addition, he serves on the boards of the Indianapolis Symphony Orchestra and the Indianapolis Zoo. Ward also served as the team's liaison with the City of Indianapolis as it hosted its first ever Super Bowl (XLVI). Ward and his wife, Lena, have a daughter, Mady, and a son, Sam. Ward was born in New Orleans and was raised in Carmel, Calif.



## **DAN EMERSON**

### **CHIEF LEGAL OFFICER**

Dan Emerson has represented the Colts since March 1984, when the club moved to Indianapolis. Emerson enters his fifth season as the team's chief legal officer after being named to the position in 2016. Prior to that, he served four years as vice president and general counsel and nine years as general counsel. For nearly 35 years, Emerson was engaged in the private practice of law with the Indianapolis firm Bose McKinney & Evans, where he chaired the Employment Law and Sports and Entertainment Law groups, and served on the firm's Executive Committee. After graduating from Macalester College, where he played football and baseball, Emerson attended law school at Indiana University in Bloomington. He is a member of the Sports Lawyers Association,

as well as the Indianapolis, Indiana, American, Federal, and Seventh Circuit bar associations, and is a past Chairman of both the Indiana and Indianapolis Bar Associations' Labor and Employment Law sections. Emerson is listed in Best Lawyers in America and is a Distinguished Fellow of the Indianapolis Bar Foundation. He is also active in various community and not-for-profit organizations and served as board chair of the Indiana Repertory Theatre. Born in Wichita Falls, Texas, he resides near Indianapolis with his wife, Ginny. They have two daughters, Emily (married to Brian Ferris) and Ashley (married to Kevin Gilles), and five grandchildren, Riley Gilles, Caroline Gilles, Cameron Gilles, Reagan Ferris and Isla Ferris.



## **DAN LUTHER**

### **SPECIAL COUNSEL**

Dan Luther enters his 18th season as special counsel to the Colts. Luther, a partner in the Chicago-based firm of Mayer Brown LLP, has represented Colts Owner & CEO Jim Irsay in legal matters since 1988 and represented the Colts in the negotiations that led to the construction of Lucas Oil Stadium. Luther was selected by his peers for inclusion in the 24th Edition of The Best Lawyers in America for his work in Sports Law and Trusts and Estates. He was also named the Best Lawyers' Chicago Sports Law "Lawyer of the Year" in both 2018 and 2020. Luther graduated magna cum laude from Georgetown University with a bachelor's degree in government and economics and a subsequent law degree. He was raised in Sayreville, N.J. Luther and his wife, Cathy, have two children, Meg (30) and Joe (27), and reside in River Forest, Ill.



## **KURT HUMPHREY**

### **CHIEF FINANCIAL OFFICER**

Kurt Humphrey is in his 37th season with the Colts and his sixth as chief financial officer. He spent the previous 17 years as vice president of finance following 15 seasons as the team's controller. Humphrey oversees all daily financial business operations. He worked from 1979 to 1982 with Ernst & Young and from 1982 to 1984 with Baldwin & Lyons prior to joining the Colts in 1984. Humphrey holds a bachelor's degree in accounting from Ball State University and is a Certified Public Accountant and a member of the American Institute of C.P.A.s. He has served on various Noble of Indiana boards and committees since 1986 and has participated in many charitable and relief efforts annually in the Philippines and Vietnam since 2010. Humphrey grew up in Muncie, Ind. He has three children, Rob, Breanne and Abby, and resides in Avon, Ind.



## **ROGER VANDERSNICK**

### **CHIEF SALES AND MARKETING OFFICER**

Roger VanDerSnick enters his fourth year as the organization's chief sales and marketing officer. VanDerSnick, an Indiana native and graduate of Rose-Hulman Institute of Technology, came to the Colts with more than 30 years of experience in the sales and marketing field. He was most recently with global sports marketing agency International Management Group (IMG) where he was the chief sales and marketing officer of IMG College for six years. In addition to driving significant annual sales growth, VanDerSnick developed and implemented IMG College's national sales platform, designed a regional sales management structure for 65 universities and implemented a CRM sales management system for the 325+ person sales and marketing

organization. Prior to his time at IMG, he spent five years at International Speedway Corporation in a variety of roles, including executive vice president and chief operating officer, senior vice president of marketing and business operations, and vice president and chief marketing officer. VanDerSnick was with NASCAR from 2000 to 2006, last serving as vice president of marketing. He participated in all strategic NASCAR initiatives, sponsorship sales, marketing plans, media rights negotiations, licensing and strategic new business initiatives. VanDerSnick also played an integral part in the sponsorship transition from the NASCAR Winston Cup Series to the NASCAR Sprint Cup Series. He began his professional career at Procter & Gamble in 1985 and held a number of manufacturing roles before transitioning into marketing. VanDerSnick served two P&G brand manager roles before joining NASCAR in 2000. He earned all-conference honors as a college football player at Rose-Hulman. VanDerSnick graduated cum laude with a degree in mechanical engineering. He has two daughters, Megan and Nicole, and resides in Indianapolis with his wife, Dawn.



# COLTS ADMINISTRATION



**Matthew Boothby**  
Vice President of  
Information Technology



**Steve Campbell**  
Vice President of  
Communications




**Larry Hall**  
Vice President of  
Special Projects and  
Historical Affairs



**Greg Hylton**  
Vice President of  
Premium Seating and  
Ticket Sales



**Stacy Johns**  
Vice President of  
Finance and Human  
Resources



**Dave  
Knickerbocker**  
Vice President of  
Content and Production




**Ryan Lobsiger**  
Vice President of  
Corporate  
Partnerships



**Stephanie  
Pemberton**  
Vice President of  
Marketing

**ANTHONY CASTONZO**

TACKLE



**COACHING STAFF**

# FRANK REICH

## HEAD COACH

**JOINED COLTS:** 2018

**COACHING EXP:** 15th year

**COLLEGE:** Maryland

**HOMETOWN:** Freeport, N.Y.



Frank Reich was named head coach of the Indianapolis Colts on February 11, 2018. He has 28 years of NFL experience both as a player (1985-1998) and a coach (2006-present). Reich rejoined the Colts after spending six years on the team's coaching staff from 2006-2011. In two seasons as head coach of the Colts, he has won 17 regular season games and reached the AFC Divisional Playoff round in 2018. Reich has the third best winning percentage (.531) among NFL head coaches who were hired in 2018.

In 2019, the Colts registered a top-10 rushing attack for the first time since 2001 as Indianapolis boasted the league's seventh-ranked rushing offense (133.1 yards per game). Running back Marlon Mack finished the season with 1,091 yards on the ground to become the first Colts player to register a 1,000-yard rushing season since 2016. Continuity along the offensive line was key as Indianapolis was the only team in the NFL to start the same five offensive linemen in all 16 regular season games. The unit tied for the ninth-fewest sacks allowed last season.

In his first season at the helm, Reich led the Colts to the playoffs for the first time since 2014 after finishing with a 10-6 record. After starting the season with a 1-5 mark, the Colts won nine of their last 10 games and became just the third team in NFL history to start a season 1-5 and make it to the playoffs. What's more, Indianapolis was the second team in NFL history to start a season 1-5 and win a playoff game.

Reich became just the third head coach in team history to win a playoff game in his first year. He was named the AFC Coach of the Year for the 2018 season by the NFL 101 Awards. The Colts finished the regular season ranked in the top 10 in offensive points per game (27.1) and defensive points allowed per game (21.5). They were just one of four teams to rank in the top 10 in both categories. Indianapolis also ranked seventh in the NFL in net offense (386.2 ypg.) and sixth in

passing (278.8 ypg.). Defensively, the Colts were just one of three teams to not allow a 100-yard rusher in the regular season. The unit also forced at least one turnover in a league-high 15 regular season games.

In two seasons under Reich, the Colts have produced seven Pro Bowlers, the 2018 Defensive Rookie of the Year (Darius Leonard), and the 2018 Comeback Player of the Year (Andrew Luck). Guard/center Quenton Nelson and linebacker Darius Leonard both have earned Associated Press All-Pro honors in each of the last two seasons (2018-19), and in 2018, they became the first pair of rookie teammates to earn the honor since Gale Sayers and Dick Butkus did so with the 1965 Chicago Bears.

Reich spent the 2016-17 seasons as offensive coordinator of the Philadelphia Eagles and was instrumental in the team's Super Bowl LII championship following the 2017 season. Reich assisted with the development of quarterback Carson Wentz, whom the team selected in the first round (second overall) of the 2016 NFL Draft.

The Eagles started the 2017 season in dominant fashion under the direction of Reich and his offense. Wentz started the first 13 games of the season, led the team to an 11-2 record and was in the running for NFL MVP after completing 265-of-440 passes for 3,296 yards with 33 touchdowns and only seven interceptions for a 101.9 passer rating. Philadelphia would face extreme adversity in a Week 14 contest at the Los Angeles Rams as Wentz suffered a season-ending knee injury toward the end of the third quarter.

Thrust into the spotlight for Wentz, who was leading the NFL in touchdown passes at the time of his injury, was veteran quarterback Nick Foles. Foles would start the final three contests of the regular season and guided the Eagles to a 2-1 record and a first round bye in the playoffs.

**The 2018 Indianapolis Colts became just the third team in NFL history to reach the postseason after starting the year with a 1-5 record. The Colts also became the second team in league history to win a playoff game after starting 1-5.**

In postseason play, Foles led Philadelphia to underdog wins over the Atlanta Falcons in the NFC Divisional round, the Minnesota Vikings in the NFC Championship and the New England Patriots in Super Bowl LII for the team's first-ever Super Bowl championship. He was named Super Bowl MVP after completing 28-of-43 passes for 373 yards with three touchdowns and one interception for a 106.1 passer rating. Foles also caught a one-yard touchdown pass late in the second quarter and became the first quarterback in NFL history to throw for and catch a touchdown in a Super Bowl.

The Eagles boasted one of the NFL's best offenses in 2017. Philadelphia ranked in the top 10 in numerous categories, including yards per game (365.8 – seventh), rushing yards per game (132.2 – third), interception rate (1.60 – sixth), first downs per game (21.1 – fourth), third down percentage (41.74 – eighth), fourth down percentage (65.38 – third), red zone percentage (65.45 – first), goal to go percentage (83.33 – third), average time of possession (32:41 – first) and points per game (28.6 – third).

In 2016, Reich helped then rookie Wentz make the transition from FCS-level North Dakota State to the pros. Wentz started all 16 games and completed 379-of-607 passes for 3,782 yards with 16 touchdowns and 14 interceptions for a 79.3 passer rating. He set a franchise and NFL rookie record for completions. Wentz also established Eagles rookie records in pass attempts, passing yards, completion percentage (62.4 percent), passing touchdowns and passer rating. He attempted 134 consecutive passes without an interception, marking the third-longest streak to begin a career in NFL history. Wentz registered the fourth-most passing yards in Eagles single-season history and NFL rookie history.

Prior to Philadelphia, Reich spent three seasons (2013-15) with the San Diego Chargers, serving the last two seasons as offensive coordinator. He worked closely with newly acquired Colts quarterback Philip Rivers who hit the 4,000-yard passing plateau in three-straight seasons for a total of 13,556 yards, marking the third-most passing yards by an NFL quarterback during that span. Also during that span, Rivers threw 92 touchdowns, the fourth-highest total in the NFL, while compiling the third-most completions in the league (1,194) and recording the second-highest completion percentage (67.3).

During Reich's two seasons as San Diego's offensive coordinator, the Chargers ranked third in completions (822), fourth in completion percentage (66.2) and fifth in the NFL in net passing yards (8,869).

In 2015, Rivers led the league with a career-high and franchise-record 437 completions, while finishing second in the NFL with a career-high 4,792 passing yards. Reich's impact was immediately evident in his first season as the team's offensive coordinator in 2014, as Rivers became the first quarterback since 1960 to record a quarterback rating of at least 120.0 in five-consecutive games, all of which were Chargers wins.

Reich served as quarterbacks coach with the Chargers in 2013. In Rivers' first year working with Reich, he led the NFL with a career-high 69.5 completion percentage, while also matching his career-high 105.5 quarterback rating, which ranked fourth in the league that season. Rivers completed 378-of-544 passes for 4,478 yards with 32 touchdowns and 11 interceptions.

Before his tenure in San Diego, Reich coached wide receivers for the Arizona Cardinals in 2012, where he worked with wide receiver Larry Fitzgerald. Fitzgerald caught 71 passes for 798 yards and four touchdowns en route to his seventh career Pro Bowl selection.

Reich spent the first six seasons (2006-2011) of his coaching career with the Colts as wide receivers coach (2011), quarterbacks coach (2009-2010), offensive assistant (2008) and coaching intern (2006-07). In Indianapolis, he was a member of teams that earned five playoff appearances, four AFC South Division titles, two AFC Championships, two Super Bowl appearances and one Super Bowl title.

In 2011, Reich led a wide receivers group that worked without future Hall of Fame quarterback Peyton Manning, who missed the entire season due to injury. Despite playing with three different starting quarterbacks, Reich's two top wideouts,

Pro Bowler Reggie Wayne and Pierre Garcon, were just one of two wide receiver duos in the NFL to each record 70-plus receptions and 900-plus receiving yards. Wayne caught 75 passes for 960 yards and four touchdowns while Garcon compiled 70 receptions for 947 yards and six touchdowns.

From 2009-2010, Reich was the position coach for Manning. Under Reich's guidance, he completed 843-of-1,250 passes for 9,200 yards with 66 touchdowns and 33 interceptions for a 95.6 passer rating. Manning was named to Pro Bowls in both seasons. In 2009, Reich's first season as quarterbacks coach, Manning was named NFL MVP after completing 393-of-571 passes for 4,500 yards with 33 touchdowns and 16 interceptions for a 99.9 passer rating. His 68.8 completion percentage was the best of his 18-year NFL career.

Reich began his NFL coaching career in 2006 as a coaching intern with the Colts. After two seasons in that role, he was promoted to offensive assistant in 2008.

Reich enjoyed a 14-year playing career with the Buffalo Bills, Carolina Panthers, New York Jets

**Frank Reich became the third head coach in Colts history to win a playoff game in his first season at the helm joining Don McCafferty (12/26/70 vs. Cincinnati) and Jim Caldwell (1/16/10 vs. Baltimore).**

and Detroit Lions after being selected by the Bills in the third round (57th overall) of the 1985 NFL Draft. Including postseason play, he played in 129 career games (22 starts) and completed 575-of-1,036 passes for 6,858 yards and 47 touchdowns.

He spent the first 10 years of his NFL career with the Bills, where he served as a backup to Hall of Fame quarterback Jim Kelly. During his time in Buffalo, Reich was a part of Bills teams that went to four-straight Super Bowls from 1990-93, appeared in five AFC Championships and captured five division titles.

While Reich was rarely pressed into action during his nine years backing up Kelly, the former signal caller was called upon in the 1992 playoffs after Kelly sprained his right knee in the regular season finale and was forced to sit out the first two rounds. Despite having only attempted one pass in a postseason game prior to the 1992 season,

Reich made his first postseason start in the 1992 Wild Card round and engineered the greatest comeback in NFL history. With the Bills trailing the Houston Oilers by 32 points early in the third quarter, Reich orchestrated five second half touchdown drives, four of which were capped by touchdown passes, and led a game-winning field goal drive in overtime to defeat Houston 41-38. Reich started the next week in a Divisional Round win at Pittsburgh, and the Bills went on to make an appearance in Super Bowl XXVII.

A native of Freeport, N.Y., Reich attended Cedar Crest High School in Lebanon, Pa. He played collegiately at the University of Maryland from 1981-84 where he backed up Boomer Esiason before



earning the starting job as a senior in 1984. As a senior, Reich rallied the Terrapins from a 31-0 deficit to defeat the Miami Hurricanes, 42-40. At the time, Maryland's victory over Miami marked the greatest comeback win in college football history and is now only second to Michigan State's 2006 35-point comeback over Northwestern.

**Frank Reich has the third best winning percentage (.531) among NFL head coaches who were hired in 2018.**

Reich graduated from Maryland in 1984 with a business degree and earned Academic All-ACC honors as a senior.

After his 14-year playing career in the NFL, Reich retired in 1998 and made the decision to spend time with his family and join Reformed Theological Seminary in Charlotte, N.C. He graduated and led RTS for three years and then pastored a local church prior to his coaching career.



#### COACHING CAREER

<b>2006-2007</b>	Indianapolis Colts	Coaching Intern
<b>2008</b>	Indianapolis Colts	Offensive Assistant
<b>2009-2010</b>	Indianapolis Colts	Quarterbacks
<b>2011</b>	Indianapolis Colts	Wide Receivers
<b>2012</b>	Arizona Cardinals	Wide Receivers
<b>2013</b>	San Diego Chargers	Quarterbacks
<b>2014-2015</b>	San Diego Chargers	Offensive Coordinator
<b>2016-2017</b>	Philadelphia Eagles	Offensive Coordinator
<b>2018-2020</b>	Indianapolis Colts	Head Coach

## NFL 101 AFC COACH OF THE YEAR

Frank Reich was named the AFC Coach of the Year by the NFL 101 Awards for the 2018 season. He was honored at the 49th annual awards dinner on March 9, 2019, in Kansas City. The honor marked the fifth time a Colts coach won the award as Reich joined Ron Meyer (1987), Jim Mora (1999), Tony Dungy (2005) and Chuck Pagano/Bruce Arians (2012).

The nation's longest-running salute to professional football, the 101 Awards annually honor the outstanding achievements in the NFL based on votes by a selection committee comprised of 101 members of the national media. Founded in 1969, the 101 Awards has recognized many of the greatest players and coaches ever to take the field throughout NFL history.



## THE GREATEST COMEBACK IN NFL HISTORY

As a quarterback with the Buffalo Bills, Frank Reich manufactured the greatest comeback in NFL history when he rallied the Bills from 32 points down to defeat the Houston Oilers in an AFC first round playoff game on January 3, 1993. Trailing 35-3 with 13:19 remaining in the third quarter, Reich led Buffalo to five consecutive touchdowns to take a 38-35 lead. Houston converted a 26-yard field goal with 12 seconds remaining to bring the game into overtime. After Buffalo intercepted Houston quarterback Warren Moon, Reich and the Bills set up Steve Christie for his 32-yard game-winning field goal. Reich completed 21-of-34 passes for 289 yards, four touchdowns and one interception and finished with a 123.2 passer rating in the second half.



## FROM SEMINARY TO SUPER BOWL

After a 14-year career in the NFL, Frank Reich retired in 1998 and made the decision to spend time with his family and join the Reformed Theological Seminary in Charlotte, N.C., eventually becoming a pastor. Reich always believed he wanted to be an NFL head coach and reflects on a conversation with Bill Polian following his 1985 rookie season in which Polian said, "Frank, I want you to play as many years as you can. Then when you're finished playing, I want you to come coach with me because you're going to be a head coach in the NFL one day." Reich's father was a football coach, his mom was a coach and his brother, Joe Reich, is the head coach of the Wingate football program. Joining his family in the coaching ranks, Frank started his career as an intern with the Colts in 2006. He took his first full-time position in 2008 as the team's offensive assistant and eventually evolved into Indianapolis' quarterbacks coach (2009-2010) and wide receivers coach (2011). Reich spent a year (2012) in Arizona before joining the San Diego Chargers from 2013-15, the last two years spent as the team's offensive coordinator. He was hired by the Philadelphia Eagles as the offensive coordinator in 2016 and in just his second season at the helm, assisted the Eagles to their first Super Bowl championship in franchise history.

## FRANK REICH JR. DAY

Frank Reich was honored by Lebanon County (Pa.) Commissioners proclaiming Sunday, February 18, 2018, as "Frank Reich Jr. Day" in the County of Lebanon. Although Reich was born in Freeport, N.Y., he graduated from Cedar Crest High School in Lebanon. The proclamation was in honor of his collegiate and professional playing career and his coaching career, which includes a Super Bowl championship with Philadelphia in 2017 and being named head coach of the Colts.

## GETTING TO KNOW FRANK REICH

**First concert:** Al Jarreau, 1983

**Biggest mentor:** My Dad

**Best football memory:**

Obviously the comeback game playing for the Bills. It was a very special moment to share with your teammates and an entire city. Recently, winning a world championship. In this business, that's the ultimate prize and that will always be a cherished memory.

**What did you want to be growing up:** I always wanted to be a football player and a coach.

I grew up in a sports family. My mom and dad were high school teachers and coaches and my brother is a coach. That's just the way we roll in the Reich family.

**What are your goals:** The goals are all about the team. To get a chance to know players, reach out in the community and build relationships with a clear vision of where we are going to go.

**What impresses you:** Integrity

**Are you superstitious:** No. If I ever was, every superstition has been broken over time.

**Favorite book:** The Bible

**Mornings or nights:** Mornings

**Phone calls or texts:** Phone calls

**Batman or Superman:** Superman

**Guilty pleasure:** Chocolate

**What is most important to you:** Family



# COLTS COACHING HISTORY

## REGULAR SEASON AND POSTSEASON

HEAD COACH	YEARS	RECORD	ASSISTANTS
<b>Cecil Isbell</b>	1947-49	9-22-1	N. Campofreda; D. Edmunds; A. Hewlitt; J. Hunt; J. Taylor (1947); T. Stidman (1947-48); L. Defilippo (1948); B. Conkright; W. Driskill; M. Michalske; C. O'Rourke (1949)
<b>*1 Walter Driskill</b>	1949	1-7	
<b>Clem Crowe</b>	1950	1-11	J. Hunt; W. Millner; R. Pirro
<b>Keith Molesworth</b>	1953	3-9	O. Douglas; R. Richards; N. Wasylik
<b>Weeb Ewbank</b>	1954-62	61-52-1	R. Murphy; J. Thomas (1954); F. Cumiskey; C. Winner (1954-62); T. Hughes (1955); F. Lauterbur (1955-56); H. Ball (1956-62); J. Bridgers; B. Shaw (1957-58); D. McCafferty; J. Sandusky (1959-62)
<b>Don Shula</b>	1963-69	73-26-4	G. Marchetti; J. Mutscheller; B. Pellington (1963); C. Winner (1963-65); D. McCafferty; J. Sandusky (1963-69); B. Arnsparger; D. Bielski (1964-69); C. Noll (1966-68); B. Boyd (1969)
<b>Don McCafferty</b>	1970-72	26-11-1	L. Rymkus (1970); D. Bielski; B. Boyd; H. Bullough; J. Idzik;
<b>*2 John Sandusky</b>	1972	4-5	J. Sandusky (1970-72); B. (Red) Miller (1971-72)
<b>Howard Schnellenberger</b>	1973-74	4-13	R. Callahan; B. Franklin; D. Voris (1973); P. McCulley; G. Sefcik; G. Young (1973-74); D. Doll; F. Lauterbur;
<b>*3 Joe Thomas</b>	1974	2-9	J. Smith (1974)
<b>Ted Marchibroda</b>	1975-79	41-36	P. McCulley; J. Smith (1975-76); F. Lauterbur (1975-77); W. Dovell (1975-78); M. Baughan; G. Boutselis (1975-79); D. Bielski; E. Khayat (1977-79); R. Hawkins (1978); J. Symank; E. Zwahlen (1979)
<b>Mike McCormack</b>	1980-81	9-23	D. Bielski; G. Boutselis; J. Idzik; E. Khayat; J. Symank; J. Vitt; C. Weber; R. Wietecha (1980-81); B. Boyd; C. Powers (1981)
<b>Frank Kush</b>	1982-84	11-28-1	B. Carson (1982); B. Valsente (1982-83); Z. Bratkowski; G. Cunningham; H. Hunter; R. Mann; R. Theder; R. Venturi; M. Westhoff (1982-84); G. Catavolos (1984)
<b>*4 Hal Hunter</b>	1984	0-1	
<b>Rod Dowhower</b>	1985-86	5-24	S. Sidwell (1985); J. Becker; G. Catavolos; G. Hill; T. Lovat; B. Matthews; C. Myers; K. Rowen; R. Venturi; T. Zupancic;
<b>*5 Ron Meyer</b>	1986	3-0	J. Marshall (1986)
<b>Ron Meyer</b>	1987-91	33-36	J. Becker; G. Hill; T. Lovat; J. Marshall; C. Myers; K. Rowen (1987-88); L. Burtnett; G. Catavolos; R. Venturi; T. Zupancic; G. Briner (1989); L. Kennan; D. Scarnecchia (1989-90); M. Jackson; B. Muir; B. Seely (1989-91); D. Ahrens; S. Croom; S. Furness (1991)
<b>*6 Rick Venturi</b>	1991	1-10	
<b>Ted Marchibroda</b>	1992-95	32-35	A. Gibbs (1992); G. Catavolos; D. Painter; F. Peay; J. Robertson; B. Seely; R. Venturi (1992-93); N. Nicolau (1992-94); R. Blackledge; G. Huey; T. Zupancic; F. Bruney (1993-95); T. Batta; G. Blache; J. Johnson; H. Kuhlmann; J. Robinson; P. Thomas; V. Tobin (1994-95); L. Infante (1995)
<b>Lindy Infante</b>	1996-97	12-21	F. Bruney (1996); T. Batta; G. Blache; R. Blackledge; C. Bresnahan; C. Davis; B. Geis; G. Huey; J. Johnson; H. Kuhlmann; J. Robinson; P. Thomas; T. Zupancic; J. Robertson (1997)
<b>Jim Mora</b>	1998-01	32-34	G. Blache; R. Tillman; T. Zupancic (1998); B. Arians (1998-00); G. Catavolos; G. Huey; T. Marciano; T. Moore; H. Mudd; M. Murphy; J. Norvell; J. Pagano; K. Spencer; J. Torine (1998-01); V. Fangio; T. Grantham (1999-01); R. Howell (2000-01); J. Hufnagel (2001)

<b>Tony Dungy</b>	2002-08	92-33	C. Foerster (2002-03); D. Reynolds (2002-06); J. Caldwell; C. Christensen; R. Howell; G. Huey; R. Meeks; T. Moore; H. Mudd; M. Murphy; R. Purnell; J. Teerlinck; R. Thomas; J. Torine; A. Williams (2002-07); P. Metzelaars (2004-08); L. Frazier (2005-06); R. Perry; B. Teerlinck; C. Woods (2007-08); F. Reich (2008)
<b>Jim Caldwell</b>	2009-11	28-24	H. Mudd (2009); G. Huey; T. Moore (2009-10); C. Christensen; L. Coyer; R. Howell; P. Metzelaars; M. Murphy; R. Perry; F. Reich; R. Rychleski; B. Teerlinck; J. Teerlinck; R. Thomas; J. Torine; A. Williams (2009-11); J.B. Cooter; R. Prince; R. Turner (2010-11); D. Fitzsimmons; D. Walker (2011)
<b>Chuck Pagano</b>	2012-17	56-46	R. Anderson (2012-15); B. Arians (2012); T. Berbenich (2013-17); J. Bettcher (2012); B. Boyer (2012-15); C. Christensen (2012-15); R. Chudzinski (2014-17); M. Drayton (2016-17); G. Emanuel; J. FitzGerald (2012-15); J. Gilbert; M. Gillhamer (2012-15); F. Giufre; H. Goodwin (2012); P. Hamilton (2013-15); J. Herrmann (2016-17); J. Hostler (2015-17); R. Howell; L. Hull (2016); H. Hunter (2013-15); D. Krein (2016-17); S. Lal (2017); M. Maalouf (2012); G. Manuskus (2012-15); R. Marandino (2012-15); R. Mathis (2017); T. McMahon (2013-17); T. Monachino (2016-17); J. Philbin (2016-17); R. Podell (2017); J. Popovich (2017); A. Roberts (2012-15); B. Schottenheimer (2016-17); J. Singleton (2016-17); S. Terlecky (2016-17); D. Walker (2012-14); B. White; C. Williams (2012-15); G. Williams (2016-17)
<b>*7 Bruce Arians</b>	2012	9-3 (Wins credited to Pagano)	
<b>Frank Reich</b>	2018-19	18-16	K. Adams (2019); D. Borgonzi; M. Brady; Z. Fakes (2019); D. DeGuglielmo (2018); M. Eberflus; P. Frazier; J. Gannon; R. Howell; B. Johnson (2018); J. Johnson (2019); R. Jones; T. Manning (2018); R. Mathis (2018); D. McKenney; J. Michael (2019); D. Overstreet II; K. Patullo; M. Phair; R. Podell; T. Rathman; F. Ross; N. Sirianni; C. Strausser (2019); G. Twyner (2018-19); B. Ventrone; A. Williams

\*1 Succeeded Isbell for last eight games

\*2 Succeeded McCafferty for last nine games

\*3 Succeeded Schnellenberger for last 11 games

\*4 Succeeded Kush for last game

\*5 Succeeded Dowhower for last three games

\*6 Succeeded Meyer for last 11 games

\*7 Filled in for an ill Pagano for 12 games (Weeks 5-16)


# COACHING STAFF



## MATT EBERFLUS

### DEFENSIVE COORDINATOR

**JOINED COLTS:** 2018  
**COACHING EXP:** 29th year  
**COLLEGE:** Toledo  
**HOMETOWN:** Toledo, Ohio




- Enters his third season as defensive coordinator for the Colts. Has 28 years of coaching experience, including 11 seasons in the NFL.
- The Colts have finished in the top-10 in run defense in back-to-back seasons (2018-19) for the first since 1976-77. In 2019, Indianapolis also finished in the top-10 in interceptions (seventh) and takeaways (tied-10th).
- As linebackers coach for the Cowboys, Dallas boasted one of the league's best rushing defenses from 2016-17, including No. 1 overall in 2016.
- Prior to Dallas, he spent two seasons as the linebackers coach for the Cleveland Browns. In 2010, his unit had four of its starters finish in the top 10 on the team in tackles.
- Preceding his NFL coaching career, he spent eight seasons (2001-08) at Missouri and spent nine years (1992-2000) at his alma mater, Toledo.
- Was a four-year letterman and a three-year starting linebacker at Toledo.

## NICK SIRIANNI

### OFFENSIVE COORDINATOR

**JOINED COLTS:** 2018  
**COACHING EXP:** 17th year  
**COLLEGE:** Mount Union  
**HOMETOWN:** Jamestown, N.Y.



- Is in his third season as offensive coordinator for the Colts and has 16 years of coaching experience. Spent the 2013-17 seasons with the Chargers as wide receivers coach, quarterbacks coach and quality control-offense.
- In 2019, the Colts recorded a top-10 rushing attack for the first time since 2001 as Marlon Mack became the first Indianapolis running back to top 1,000 yards since 2016. In 2018, assisted the Colts offense in ranking fifth in the NFL in scoring (27.1 ppg.), sixth in passing (278.8 ypg.) and seventh in net offense (386.2 ypg.).
- In 2017, he assisted the Chargers with the league's No. 1 passing attack and the No. 4 overall offensive unit.
- His NFL coaching career started with the Kansas City Chiefs where he served as wide receivers coach and offensive quality control coach. In 2010, he helped quarterback Matt Cassel achieve All-Pro honors.
- Prior to the NFL, he played and coached at his alma mater, Mount Union and coached at Indiana University of Pennsylvania.

## BUBBA VENTRONE

### SPECIAL TEAMS COORDINATOR

**JOINED COLTS:** 2018  
**COACHING EXP:** 6th year  
**COLLEGE:** Villanova  
**HOMETOWN:** Pittsburgh, Pa.




- Enters his third season with the Colts after serving as the assistant special teams coach with the New England Patriots for three seasons (2015-17). He has 15 years of NFL experience as a player and coach.
- In 2019, the Colts led the NFL and set a single-season franchise record for punt return average (17.4). In 2018, Indianapolis ranked first in the NFL in punt return average allowed (4.4).
- In 2017, New England ranked third in the NFL in kickoff return average allowed (18.9) and fourth in punt return average allowed (4.6).
- Won Super Bowl LI with the Patriots following the 2016 season.
- Prior to coaching, spent 10 years in the NFL as a player with the 49ers, Browns, Patriots and the New York Jets. Played in 97 career games and totaled 13 tackles, one forced fumble, two fumble recoveries and 57 special teams stops. Was named a Pro Bowl alternate in 2011.
- Was a three-time Atlantic 10 All-Academic Team honoree at Villanova.

## KLAYTON ADAMS

### ASSISTANT OFFENSIVE LINE

**JOINED COLTS:** 2019  
**COACHING EXP:** 16th year  
**COLLEGE:** Boise State  
**HOMETOWN:** Sacramento, Ca.



- Is in his second season with the Colts as assistant offensive line coach. Has 15 years of coaching experience, including 14 at the collegiate level with Colorado, San Jose State, Sacramento State, Western Washington and his alma mater, Boise State.
- In 2019, assisted Quenton Nelson and Ryan Kelly in earning Pro Bowl honors marking the first time the Colts had two different offensive linemen in the Pro Bowl dating back to 2006.
- From 2016-17, coached an offensive line that assisted running back Phillip Lindsay in becoming the first player in Colorado history to register 1,000 rushing yards in back-to-back seasons.
- Coached two-time John Mackey Award watch list member Ryan Otten to Honorable Mention All-America recognition at San Jose State.
- Lettered twice at center on Boise State's 2003 and 2004 WAC championship teams that had a combined 24-2 record.


# COACHING STAFF



## BRIAN BAKER

DEFENSIVE LINE

**JOINED COLTS:** 2020  
**COACHING EXP:** 37th year  
**COLLEGE:** Maryland  
**HOMETOWN:** Baltimore, Md.



- Joins the Colts in his first season as defensive line coach. Has 36 years of coaching experience, including 19 seasons at the NFL level.
- Served as the associate head coach/defensive line coach at Alabama (2019) following three seasons as the defensive line coach at Mississippi State (2016-18) and one year as an assistant at Covenant Christian Academy (2015).
- Has coached eight Pro Bowlers in 19 NFL seasons as an assistant coach with Washington (2014), Cleveland (2013), Dallas (2011-12), Carolina (2009-2010), St. Louis (2006-08), Minnesota (2001-05), Detroit (1997-2000) and San Diego (1996).
- Has additional collegiate experience at Georgia Tech (1987-95), Army (1986) and his alma mater, Maryland (1984-85).

- Played outside linebacker at Maryland from 1980-83 and helped the Terps win the ACC championship in 1983.

## DAVE BORGONZI

LINEBACKERS

**JOINED COLTS:** 2018  
**COACHING EXP:** 15th year  
**COLLEGE:** Amherst  
**HOMETOWN:** Everett, Mass.



- Is in his third season with the Colts as linebackers coach. Has 14 years of coaching experience, including seven seasons with the Tampa Bay Buccaneers and Dallas Cowboys.
- Coached Darius Leonard, who has earned Associated Press All-Pro honors in back-to-back seasons (2018-19). In 2018, Leonard led the NFL in tackles (163) in addition to being voted the NFL Defensive Rookie of the Year.
- Helped with a 2016 Buccaneers defense that forced 29 takeaways, the third-highest mark in the league, including 17 interceptions, tied for the fourth-most in the NFL.
- Worked on the defensive side of the ball for Dallas in his first two years before moving to offense in 2013 and assisting the unit to a fifth place finish in the league in total points scored.

- Before coaching in the NFL, spent five years coaching at the collegiate level at Harvard and Syracuse.

## TYLER BOYLES

ASSISTANT TO THE HEAD COACH

**JOINED COLTS:** 2020  
**COACHING EXP:** 8th year  
**COLLEGE:** Shawnee State/  
Eastern Kentucky/Middle  
Tennessee State  
**HOMETOWN:** Raceland, Ky.




- Enters his first season with the Colts as assistant to the head coach, following seven seasons coaching in the collegiate ranks.
- Spent the last five years at Middle Tennessee State as the school's offensive quality control coach (2017-19) and graduate assistant (2015-16).
- Served as the quarterbacks coach and director of football operations at LaGrange College in 2014 and began his coaching career in 2013 as an offense/football operations intern at Eastern Kentucky.
- Played guard on the Shawnee State basketball team and was voted team captain for two years. He received the 2013 Mid-South Conference Champions of Character award and was a three-time Academic All-Conference choice.
- Graduated from Shawnee State with a bachelor's degree in mathematical

- science. Also earned master's degrees from Eastern Kentucky and Middle Tennessee State.

## MARCUS BRADY

QUARTERBACKS

**JOINED COLTS:** 2018  
**COACHING EXP:** 12th year  
**COLLEGE:** Cal State Northridge  
**HOMETOWN:** San Diego, Ca.



- Enters his third season with the Colts and his second as quarterbacks coach. Joined the Colts in 2018 as assistant quarterbacks coach after spending 16 years in the Canadian Football League as a coach and player.
- In 2018, the Colts ranked sixth in the NFL in net passing yards per game (278.8) and second in passing touchdowns (39). Andrew Luck was named to the Pro Bowl and was the NFL Comeback Player of the Year.
- Won three Grey Cups (2009, 2010 and 2017) during his CFL career.
- Was offensive coordinator for the Toronto Argonauts from 2013-17. In 2017, the Argonauts won their first Grey Cup since the 2012 season.
- Began his coaching career with the Montreal Alouettes where he spent time as offensive coordinator/quarterbacks coach and receivers coach.
- Prior to coaching, played for seven years in the CFL with Montreal, Hamilton and Toronto and threw for 3,321 yards.

- Was Cal State Northridge's all-time leader in passing yards and touchdowns.


# COACHING STAFF



## ZANE FAKES

### ASSISTANT STRENGTH AND CONDITIONING

**JOINED COLTS:** 2018  
**COACHING EXP:** 3rd year  
**COLLEGE:** Ball State  
**HOMETOWN:** Plainfield, Ind.




- Enters his third season with the Colts and his second as the club's assistant strength and conditioning coach. He assists with all aspects of sports performance and the strength and conditioning program.
- Before Indianapolis, served as a strength and conditioning graduate assistant at his alma mater, Ball State, from 2015-17.
- Played tight end for five years (2009-2013) at Ball State and totaled 130 receptions for 1,185 yards and nine touchdowns. Earned First Team All-MAC twice (2012, 2013) and Capital One First Team Academic All-America honors in 2013.
- Graduated from Ball State with a degree in exercise science and a master's in sport administration. Is CSCS, USAW and FMS certified.

## PARKS FRAZIER

### OFFENSIVE QUALITY CONTROL

**JOINED COLTS:** 2018  
**COACHING EXP:** 6th year  
**COLLEGE:** Murray State  
**HOMETOWN:** Corinth, Miss.




- Enters his third season with the Colts and his first as offensive quality control coach. He spent his first two years as assistant to the head coach, providing assistance to Frank Reich by preparing the weekly practice plan, call sheets, scripts and assisting with the scout team.
- Served two seasons (2016-17) as an offensive graduate assistant at Arkansas State and helped lead the team to an 8-5 record and a Cure Bowl win in his first season.
- Spent 2015 at Middle Tennessee State as a quality control coach and the spring of 2015 at Samford as their defensive quality control coach.
- Played three seasons (2012-14) at Murray State following one season at Northeast Mississippi Community College.

## JONATHAN GANNON

### DEFENSIVE BACKS/CORNERBACKS

**JOINED COLTS:** 2018  
**COACHING EXP:** 14th year  
**COLLEGE:** Louisville  
**HOMETOWN:** Cleveland, Ohio




- Is in his third season with the Colts after spending the 2014-17 seasons with the Vikings as assistant defensive backs/quality control coach. He has 13 years of coaching experience, including nine seasons in the NFL.
- In 2019, the Colts defense ranked in the top-10 in interceptions (15, seventh) and takeaways (23, tied-10th). In his first season with the team, the defense totaled 15 interceptions and allowed an average of 237.8 passing yards per game.
- Helped Minnesota climb the defensive rankings each season (2014-17), including finishing as a top-three unit in each of his last two years. In 2017, the Vikings finished with the No. 1 overall defense in the NFL.
- Minnesota won NFC North titles in 2015 and 2017 and he coached Harrison Smith (three) and Xavier Rhodes (two) to a combined five Pro Bowls.
- Prior to Minnesota, he spent two seasons with the Titans, three years as a scout with the Rams and earned his start in the NFL with the Falcons in 2007. He also served as a graduate assistant at his alma mater, Louisville where he played collegiately.

## MIKE GROH

### WIDE RECEIVERS

**JOINED COLTS:** 2020  
**COACHING EXP:** 21st year  
**COLLEGE:** Virginia  
**HOMETOWN:** Charlottesville, Va.



- Joins the Colts in his first season as wide receivers coach. Has 20 years of coaching experience, including the last three years with Philadelphia as offensive coordinator (2018-19) and wide receivers coach (2017).
- Has additional NFL experience with the Los Angeles Rams (2016), Chicago Bears (2013-15) and New York Jets (2000) where he began his NFL coaching career.
- Spent 12 seasons in the collegiate coaching ranks with Alabama (2009, 2011-12), Louisville (2010) and Virginia (2001-08).
- Was a two-year starting quarterback at Virginia from 1994-95 and played in the World League with the Rhein Fire in 1997.

# COACHING STAFF



## RICHARD HOWELL

HEAD STRENGTH AND CONDITIONING

**JOINED COLTS:** 2000  
**COACHING EXP:** 27th year  
**COLLEGE:** Davidson  
**HOMETOWN:** Bladenboro, N.C.




- Is in his 21st season on the Colts strength staff and his third as head strength and conditioning coach.
- Also assisted in coordinating player development programs, one of which was honored by the NFL in 2009 as the league's Outstanding Financial Education Program.
- Previously served as a graduate assistant at the University of North Carolina and was the head strength and conditioning coach for the Barcelona Dragons of NFL Europe in 1999.
- Started his coaching career as an assistant coach at his alma mater, Davidson, from 1994-98 and spent the summer of 1997 as an intern in the Carolina Panthers scouting department.

## JERROD JOHNSON

OFFENSIVE QUALITY CONTROL

**JOINED COLTS:** 2019  
**COACHING EXP:** 2nd year  
**COLLEGE:** Texas A&M  
**HOMETOWN:** Humble, Texas



- Collegiately, played in 37 career games at Texas A&M from 2006-2010 and completed 650-of-1,109 passes for 8,011 yards with 67 touchdowns. Is the program's all-time leader in attempts, completions, passing yards and passing touchdowns.

## RUSTY JONES

DIRECTOR OF SPORTS PERFORMANCE

**JOINED COLTS:** 2018  
**COACHING EXP:** 33rd year  
**COLLEGE:** Springfield College  
**HOMETOWN:** Berwick, Maine




- Is in his third season with the Colts as director of sports performance. Has 30 years of NFL experience with the Colts (2018-19), Bears (2005-2012) and Bills (1985-2004).
- Was named the recipient of the 2016 NFL Strength and Conditioning Lifetime Achievement award.
- Was named the 2006 National Professional Strength and Conditioning Coach of the Year by the Professional Football Strength and Conditioning Coaches Society in February of 2007.
- One of the most well-respected strength, conditioning and nutrition experts in the business. His philosophy focuses on specific nutritional and workout programs for each player to maximize performance and maintain health.

## DOUG MCKENNEY

ASSISTANT STRENGTH AND CONDITIONING

**JOINED COLTS:** 2018  
**COACHING EXP:** 36th year  
**COLLEGE:** Springfield College/  
Mississippi State  
**HOMETOWN:** Dover, N.H.



- Is in his third season as assistant strength and conditioning coach with the Colts. He has over 30 years of coaching experience in the NHL with the Buffalo Sabres, Hartford Whalers and Pittsburgh Penguins.
- Was named the first full-time head strength & conditioning coach in the NHL when he joined the Penguins in 1985.
- Served as a founding coach/sports performance specialist – strength & conditioning coach at CoachMePlus. He worked with sports performance programs across professional leagues to discuss programs and offer advice.
- In July of 1995, was named the first-ever head strength & conditioning coach of the Sabres and held that position until 2015.
- Earned a master's degree from Mississippi State and a bachelor's from Springfield College.


# COACHING STAFF



## JASON MICHAEL

TIGHT ENDS

**JOINED COLTS:** 2019  
**COACHING EXP:** 18th year  
**COLLEGE:** Western Kentucky  
**HOMETOWN:** Louisa, Ken.



- Enters his second season as the Colts tight ends coach and has 17 years of coaching experience, including 14 seasons in the NFL.
- In 2019, guided Jack Doyle to his second career Pro Bowl selection after he logged 448 yards and four touchdowns.
- Served as the tight ends coach for Arizona in 2018 following four seasons with the Titans (2014-17). Also has NFL coaching experience with San Diego (2011-13), San Francisco (2009-2010), the New York Jets (2006-07) and Oakland (2005).
- Was the tight ends coach at the University of Tennessee (2008) and was a graduate assistant at the school from 2003-04.
- Began his college career at Army before transferring to Western Kentucky where he led the Hilltoppers to the NCAA I-AA Championship in 2002.

## DAVID OVERSTREET II

DEFENSIVE QUALITY CONTROL

**JOINED COLTS:** 2018  
**COACHING EXP:** 6th year  
**COLLEGE:** Missouri  
**HOMETOWN:** Dallas, Texas



- Is in his third season with the Colts as defensive quality control coach. Has three years of coaching experience at the collegiate level at Holmes (Miss.) Community College and Garden City (Kan.) Community College.
- The Colts defense ranked in the top-10 against the run in 2018 and 2019, which marked the first time the team had consecutive top-10 finishes dating back to 1976-77.
- In 2017, Garden City registered an 8-4 overall record and made an appearance in the CHAMPS Heart of Texas Bowl. They ranked sixth in the NJCAA with 18 interceptions.
- In 2016, the Broncbusters registered a perfect 11-0 record and won the NJCAA Football Championship Game in the El Toro Bowl.
- Prior to coaching, he was a four-year starter at Missouri where he played

both free and strong safety from 2002-2006. Earned First Team All-Big 12 recognition in 2006.

## KEVIN PATULLO

PASS GAME SPECIALIST

**JOINED COLTS:** 2018  
**COACHING EXP:** 16th year  
**COLLEGE:** South Florida  
**HOMETOWN:** Hillsborough, N.J.



- Enters his third season with the Colts and his first as pass game specialist. Spent his first two years with the Colts as wide receivers coach. He has 15 years of coaching experience, including 10 seasons in the NFL.
- The 2018 Colts wide receivers finished with 225 receptions for 2,763 yards and 15 touchdowns. T.Y. Hilton led the team with 76 catches for 1,270 yards and six touchdowns.
- In 2017, he served as a senior analyst for the Texas A&M football program.
- Was the quarterbacks coach for the New York Jets and in 2015, coached quarterback Ryan Fitzpatrick who threw for 3,905 yards and 31 touchdowns as the Jets finished with a 10-6 record.
- Following one season with the Titans, spent three years with the Bills as offensive quality control coach before serving as the wide receivers coach.


His NFL coaching debut came with Kansas City as the offensive assistant/quality control coach and wide receivers coach.

- Has collegiate coaching experience with Arizona and his alma mater, South Florida.

## RYAN PODELL

SPORTS SCIENCE/CONDITIONING

**JOINED COLTS:** 2017  
**COACHING EXP:** 15th year  
**COLLEGE:** Ball State  
**HOMETOWN:** Crawfordsville, Ind.



- Enters his fourth season as the team's sports science/conditioning coach.
- Prior to joining the Colts, he was a sports scientist with the Portland Trail Blazers for two seasons where he was responsible for collecting and managing all training information and data to create more efficient ways to develop players.
- Spent six seasons with the Philadelphia Flyers where he helped lead numerous health and performance initiatives.
- Began his pro career as an intern with the Colts in 2009 and worked with Notre Dame and at Cooper Speed and Strength in Tampa, Fla.
- Earned his bachelor's degree in exercise science and his master's in sports performance from Ball State, where he served as a graduate assistant.

# COACHING STAFF



## MATT RAICH

**SPECIAL DEFENSIVE ASSISTANT/  
ASSISTANT DEFENSIVE LINE**

**JOINED COLTS:** 2019  
**COACHING EXP:** 25th year  
**COLLEGE:** Westminster College  
**HOMETOWN:** Monaca, Pa.




- Enters his first season with the Colts as special defensive assistant/assistant defensive line coach. Has over 20 years of coaching experience and was most recently with the St. Louis BattleHawks of the XFL.
- Has 16 years of previous NFL experience with Cincinnati (2018), Detroit (2014-17), Arizona (2007-2012) and Pittsburgh (2002-06).
- From 2014-17, the Lions defense ranked in the top-10 in the NFL in yards per game allowed, rushing yards per game allowed and games holding opponents to 20 points or less.
- Served as an offensive assistant with the Steelers and was a member of Pittsburgh's Super Bowl XL championship team.
- Has 10 years of collegiate coaching experience at Westminster College (1993-94), Robert Morris (1996-98, 2000-02), Glenville State (1999) and Duquesne (2013).

## TOM RATHMAN

**RUNNING BACKS**

**JOINED COLTS:** 2018  
**COACHING EXP:** 24th year  
**COLLEGE:** Nebraska  
**HOMETOWN:** Grand Island, Neb.



- Is in his third season as running backs coach for the Colts and has 30 years of NFL experience as a coach and player.
- In 2019, helped the Colts register a top-10 rushing attack for the first time since 2001 as Marlon Mack became the first Colts player to register a 1,000-yard rushing season since 2016.
- Coached 14 seasons with the 49ers and the rushing offense finished in the top-10 in the NFL in 10 of his 14 years, including No. 1 in 1998 and 1999.
- Helped guide three different running backs (Charlie Garner, Frank Gore and Garrison Hearst) to 10 1,000-yard seasons and seven Pro Bowl selections.
- Was the running backs coach with the Raiders (2007-08) and Lions (2003-05) after his first stint with the 49ers. With Detroit, coached Kevin Jones

(1,133 yards) to the team's best rookie season since Barry Sanders in 1989.

- Played in 131 career NFL games (49ers and Raiders) and totaled 544 carries for 2,020 yards and 26 touchdowns along with two Super Bowl victories.

## FRANK ROSS

**ASSISTANT SPECIAL TEAMS**

**JOINED COLTS:** 2018  
**COACHING EXP:** 5th year  
**COLLEGE:** John Carroll  
**HOMETOWN:** Youngstown, Ohio



- Enters his third season with the Colts after spending three seasons (2015-17) as a scout with the New England Patriots.
- In 2019, the Colts led the NFL and set a single-season franchise record for punt return average (17.4) in addition to finishing eighth in punt return average (5.9) allowed.
- Has five years of NFL experience in player personnel with the Patriots (2011-12, 2015-17) and won Super Bowl LI with the team.
- Served two seasons on the coaching staff at his alma mater, John Carroll, and coached the Blue Streaks quarterbacks in 2013 before being promoted to special teams coordinator/running backs coach in 2014.
- Helped John Carroll finish in the top five nationally in 2014.
- Was a two-time captain and three-time All-Conference selection at wide

receiver for the Blue Streaks. Finished his career with school receiving records for catches in a single game, season and career.

## CHRIS STRAUSSER

**OFFENSIVE LINE**

**JOINED COLTS:** 2019  
**COACHING EXP:** 32nd year  
**COLLEGE:** Chico State  
**HOMETOWN:** Cleveland, Ohio



- Enters his second season with the Colts as the team's offensive line coach. Has 31 years of coaching experience, including 28 years at the collegiate level.
- In 2019, the Colts tied for the ninth-fewest sacks allowed in the league. Guard/center Quenton Nelson was selected as a First Team Associated Press All-Pro and was selected to the Pro Bowl along with teammate Ryan Kelly.
- Spent two seasons working with Denver's offensive line and guided a unit that tied for the 10th fewest sacks allowed in the NFL (34.0) in 2018.
- Prior to Denver, coached the offensive line at the collegiate level for 19 seasons and was the associate head coach/offensive line coach at Washington from 2014-16.

- Spent 12 years at Boise State coaching in a variety of roles. He also spent a combined 16 seasons at Washington (2014-16), Colorado (2006), Portland State (1993-94, 2000), Foothill College (1997-99), San Jose State (1995-96), Sonoma State (1992), Oregon State (1990-91) and Menlo College (1989).



# COACHING STAFF



## ALAN WILLIAMS

DEFENSIVE BACKS/SAFETIES

**JOINED COLTS:** 2018

**COACHING EXP:** 29th year

**COLLEGE:** William & Mary

**HOMETOWN:** Norfolk, Va.



- Enters his third season as the Colts defensive backs/safeties coach after spending four seasons (2014-17) as the defensive backs/safeties coach with the Detroit Lions. He has 28 years of coaching experience, including 19 seasons in the NFL.
- In 2019, the Colts defense ranked in the top-10 in interceptions (15, seventh) and takeaways (23, tied-10th).
- In 2017, the Lions posted the fourth-most interceptions in the NFL (19) while tying for the league lead in interceptions returned for touchdowns.
- As the defensive coordinator for the Vikings from 2012-13, Minnesota was tied for seventh in sacks (85.0) and ninth in tackles for loss (91.0).
- Spent a decade coaching the Colts secondary (2002-2011) and was part of a franchise that earned nine-consecutive playoff berths, culminating in a Super Bowl XLI championship.
- Began his NFL coaching career with Tampa Bay under Tony Dungy in 2001.

# DARIUS LEONARD

LINEBACKER



FOOTBALL OPERATIONS

# FOOTBALL OPERATIONS



## ED DODDS

ASSISTANT GENERAL MANAGER

JOINED COLTS: 2017  
NFL EXP: 18th year



- Enters his 18th year in the NFL, his fourth season with the Colts and his third as assistant general manager. Prior to Indianapolis, he spent 10 seasons (2007-2016) with the Seattle Seahawks.
- In 2020, Dodds assisted with the signing of free agents, including Philip Rivers and Xavier Rhodes in addition to a nine-man draft class that featured second rounders, Michael Pittman Jr. and Jonathan Taylor.
- In 2018, assisted with a draft class which included First Team All-Pros, Quenton Nelson (sixth overall) and Darius Leonard (36th overall).
- Served as Seattle's senior personnel executive and was responsible for evaluating both college and pro talent.
- With Seattle, was part of six winning seasons, five NFC West titles and 10 playoff wins in addition to two Super Bowl appearances (one win).
- Also spent time with the Raiders and his alma mater, Texas A&M-Kingsville.

## MIKE BLEUM

DIRECTOR OF FOOTBALL  
ADMINISTRATION

JOINED COLTS: 2012  
NFL EXP: 26th year



- Enters his ninth season with the Colts as the team's director of football administration and his 26th year in the NFL.
- Primary responsibilities include negotiating player contracts, managing the salary cap and player budgets, keeping the club in compliance with the Collective Bargaining Agreement and NFL player personnel rules.
- Spent 17 seasons with the Broncos beginning in 1995 as a college scouting assistant. Served in that capacity during Denver's back-to-back championships in Super Bowl XXXII and Super Bowl XXXIII.
- Served as a member of the NFL Management Council Club Services Committee from 2004-2014 and was invited to the 2014 NFL Career Development Symposium.

## MOROCCO BROWN

DIRECTOR OF COLLEGE SCOUTING

JOINED COLTS: 2017  
NFL EXP: 20th year



- Is in his fourth year with the Colts as the team's director of college scouting. Has 19 years of NFL experience.
- Served as the vice president of player personnel for Cleveland (2014-15) following his role as director of player personnel for Washington (2008-2013) and director of pro personnel for Chicago (2001-07).
- Was an assistant scout for Washington in 2000 and originally entered the NFL in the spring of 2000 as a scouting intern with the Colts.
- Was a four-year letterman at North Carolina State and led the Wolfpack in tackles for three straight seasons, twice earning All-ACC honorable mention recognition.
- A native of Hampton, Va. and graduated from N.C. State in 1999.

## KEVIN ROGERS

DIRECTOR OF PLAYER PERSONNEL

JOINED COLTS: 2017  
NFL EXP: 18th year



- Enters his 20th season with the Colts and his first as director of player personnel. He spent six seasons as the director of pro personnel following four years as the associate director of pro personnel from 2010-13.
- Initially joined the Colts as an operations intern during the team's 2001 training camp. Was a scouting assistant from 2001-05 and a pro scout from 2006-09. Was part of two Super Bowl teams as a pro scout, including the Colts' Super Bowl XLI championship.
- Graduated from Villanova University in 2001 with a bachelor's degree in finance and was a quarterback on the Wildcats football team.
- His father, Kevin Rogers Sr., has nearly 30 years of coaching experience at both the college and pro level and coached Brett Favre.

## TODD VASVARI

SENIOR PLAYER PERSONNEL SCOUT

JOINED COLTS: 1998  
NFL EXP: 26th year



- Enters his 23rd season with the Colts and his fifth as the club's senior player personnel scout. From 2012-15, he served as the team's assistant director of college scouting.
- Served as Indianapolis' eastern regional scout from 2006-2011 following a stint as an area scout. Also worked as an area scout with the Carolina Panthers (1995-97) prior to joining the Colts.
- Worked three training camps (1989-1991) as an equipment assistant with Buffalo and then worked as a substitute teacher and assistant football coach at his alma mater, Phillipsburg (N.J.) High School, from 1992-94.
- Played tight end and earned a bachelor's degree in economics from Bloomsburg University in 1991.

# FOOTBALL OPERATIONS



## BRIAN DECKER

DIRECTOR OF TEAM DEVELOPMENT

JOINED COLTS: 2017

NFL EXP: 6th year



- Enters his fourth season with the Colts and his first as director of team development. He spent two years as the team's director of player development after getting his start in the NFL with the Browns.
- Has consulted in all major professional sports on the selection and development of athletes.
- A military veteran who retired after 22 years of service and achieved the rank of Lieutenant Colonel in the Special Forces. His last assignment was commander of special forces assessment and selection.
- Oversaw the development and execution of the talent acquisition strategy to select future Green Berets.
- Graduated from Eastern Kentucky and then earned his master's degree in Defense Analysis from the Naval Postgraduate School.

## JONATHAN SHAW

DIRECTOR OF PRO SCOUTING

JOINED COLTS: 2006

NFL EXP: 15th year



- Enters his 15th season with the Colts and his first as director of pro scouting after spending two seasons as assistant director of pro scouting (2018-19). In his role, he analyzes talent from other NFL rosters and practice squads as well as scouts future opponents.
- Spent six seasons (2011-17) as the Colts' pro scout/special projects following six years (2006-2011) as the team's scouting assistant. In 2011, he also served as a defensive assistant along with his scouting responsibilities.
- In 2006, earned his start with the team as the football operations intern.
- Was a four-year starter at defensive back for St. Lawrence University, lettered in lacrosse and graduated with a major in biology and a minor in sport studies.

## JOEY ELLIOTT

PRO SCOUT

JOINED COLTS: 2017

NFL EXP: 5th year



- Enters his fifth season with the Colts as a pro scout and works daily with the pro personnel department to manage the current roster, weekly workouts and advance scout opponents. In addition to his pro responsibilities, he scouts and fosters relationships with the Canadian Football League.
- Spent the previous six seasons in the CFL as a scout (2015) and player (2010-14). In 2015, served as the eastern scout for the Ottawa RedBlacks and covered the Big Ten, MAC and SEC conferences.
- Played five seasons as a quarterback with the RedBlacks (2014), BC Lions (2013) and Winnipeg Blue Bombers (2010-12). Also spent time with the Philadelphia Eagles during the 2010 offseason.
- Played collegiately at Purdue (2005-09) and was a team co-captain in 2009.

## MATT TERPENING

ASSISTANT DIRECTOR OF COLLEGE SCOUTING

JOINED COLTS: 1998

NFL EXP: 23rd year



- Is in his 23rd season in the Colts scouting department and his fifth as the team's assistant director of college scouting.
- Spent three years (2013-15) as a national scout prior to 13 seasons with the team as an area scout.
- Graduated from Xavier University in 1998 with a bachelor's degree in sports management and was a member of the Xavier basketball team that reached the NCAA tournament in 1997 and 1998. The Musketeers also captured the Atlantic-10 Conference Tournament championship in 1998.
- Was a ball boy for the Colts in high school and served as a summer intern in the team's public relations office in 1997. His father, Bob, is a former Colts executive vice president.

## ANTHONY COUGHLAN

AREA SCOUT

JOINED COLTS: 2017

NFL EXP: 4th year



- Is in his fourth season with the Colts and his first as an area scout with a focus on the Southwest region. He previously spent two years as the team's college scouting coordinator after joining Indianapolis as a player personnel assistant in 2017.
- Prior to his role with the Colts, he worked as a recruiting assistant at Ohio State for the 2016 season.
- In 2015, served as a public relations intern for the Kansas City Chiefs after graduating from Ohio State with a degree in strategic communication.
- As an undergraduate student, worked as a student manager for the football program for one season and as a cornerbacks and special teams intern for two seasons.

# FOOTBALL OPERATIONS



## MIKE DERICE

AREA SCOUT

JOINED COLTS: 2012  
NFL EXP: 9th year



- Enters his ninth season with the Colts and his eighth as an area scout with a focus on the Northeast region.
- He began his tenure in Indianapolis as a scouting assistant in 2012.
- Prior to joining the Colts, served as the director of football operations (2009-2012) and special assistant to the athletics director (2008-09) at his alma mater, Stony Brook University.
- Competed as a cornerback with the Seawolves prior to graduating with a bachelor's degree in health care management.
- A native of Brooklyn, N.Y.

## CHAD HENRY

AREA SCOUT

JOINED COLTS: 2016  
NFL EXP: 24th year



- Enters his fifth season with the Colts as an area scout after spending 20 previous years in various college scouting roles with the Detroit Lions.
- Although side effects from a bout with cancer during high school ended his promising playing career prematurely, he continued in football as a student assistant at Penn State from 1991-93.
- Was an undergraduate assistant coach at Indiana University of Pennsylvania upon transferring there in the spring of 1994.
- In May of 1996, received his bachelor's degree from IUP in English and completed his master's work in labor and industrial relations from the same school in May 1998.
- Is active with the charitable organization Homeboys Foundation.

## TYLER HUGHES

AREA SCOUT

JOINED COLTS: 2015  
NFL EXP: 6th year



- Enters his sixth season with the Colts and his second as an area scout.
- Previously served as the team's NFS Scout from 2017-18.
- From 2015-16, he spent two years as a personnel assistant for the team.
- Graduated from SUNY Cortland with a degree in sport management. He was a member of the Red Dragons football team for three years playing quarterback.

## CHRIS McGAHA

AREA SCOUT

JOINED COLTS: 2010  
NFL EXP: 11th year



- Enters his 11th year with the Colts and his fourth as an area scout with a focus on the West Coast.
- From 2015-16, served as the team's National Football Scouting representative at the annual NFL Scouting Combine.
- Spent two seasons (2013-14) as a personnel assistant following one year (2012) as assistant to the general counsel and director of football administration.
- Began his career as a marketing intern with the organization from 2010-11.
- Graduated from Indiana University with a bachelor's degree in sport marketing and management. Also graduated from law school at Indiana University in Indianapolis.

## JAMIE MOORE

AREA SCOUT

JOINED COLTS: 2006  
NFL EXP: 15th year



- Is in his 15th season in the Colts scouting department and his 12th as an area scout with a focus on the Southeast region.
- Served as a Colts scouting assistant from 2006-08.
- Previously spent time as a recruiting assistant at Ball State from 2004-05.
- Was a football operations/player personnel intern with the Buffalo Bills in the summer of 2005.
- Was a defensive back at Tiffin University where he graduated with a bachelor's degree in sport management.

# FOOTBALL OPERATIONS



## MIKE LACY

NFL SCOUT

JOINED COLTS: 2016  
NFL EXP: 5th year



- Is in his fifth season with the Colts and his second as NFS Scout. Also served as a player personnel scout (2018), scouting assistant (2016-17) and summer operations intern (2015).
- Serves as the team's National Football Scouting representative at the annual NFL Scouting Combine and focuses on timing, testing and grading players within the states of Indiana, Ohio and Michigan.
- Prior to the Colts, spent one season as the quarterbacks and wide receivers coach at Greece Arcadia High School in Rochester, N.Y.
- Spent time working as a player personnel assistant for the Arena Football League's Philadelphia Soul while finishing his sport management degree from SUNY Cortland in the spring of 2015.

## MITCH CHESTER

COLLEGE SCOUTING COORDINATOR/  
TRAVEL COORDINATOR

JOINED COLTS: 2018  
NFL EXP: 3rd year



- Enters his third season with the Colts and his first as college scouting coordinator/travel coordinator. He spent the last two years as the team's football operations assistant.
- Was a football operations intern for the Colts during the 2017 offseason and a remote game charter for the Cleveland Browns from 2015-17.
- Coached Division III football at St. Norbert College, Carroll University and the University of Wisconsin – Stevens Point.
- Played defensive end for the University of Wisconsin – Stevens Point from 2010-2013 and was a co-captain his senior season.
- Graduated with a bachelor's degree in mathematics and a minor in coaching and earned a master's degree in general education.

## BOYD JACKSON

PRO PERSONNEL ASSISTANT

JOINED COLTS: 2017  
NFL EXP: 4th year



- Enters his fourth season with the Colts as the team's pro personnel assistant.
- Prior to his current role, he worked in the NFL licensing and distribution business for All-Sport, an apparel company located in Zionsville, Ind.
- Graduated with a degree in general studies from Indiana University in 2009.
- A native of Angola, Ind.

## ANDREW HOYLE

SCOUTING ASSISTANT

JOINED COLTS: 2018  
NFL EXP: 3rd year



- Enters his third season with the Colts and his first as scouting assistant.
- Joined the Colts in 2018 as an equipment intern, prior to serving as an operations intern for the 2019 training camp, and a sports science intern for the 2019 season.
- Served as a student equipment manager at Florida State in addition to an athletics business office assistant.
- Earned his bachelor's degree in business finance and sports management and his master's degree in sport management at Florida State.
- A native of Bradenton, Fla.

## ROHIT MOGALAYAPALLI

SCOUTING ASSISTANT

JOINED COLTS: 2020  
NFL EXP: 2nd year



- Joins the Colts in his first season as a scouting assistant following his time at the University of Michigan as a sports analytics consultant dating back to January, 2017.
- Spent the summer of 2019 as a performance analyst intern with the Baltimore Ravens.
- Also served as a data analytics intern with Northern Trust Corporation in 2018 and a robotic process automation intern with GE Digital in 2017.
- Earned his bachelor of engineering in computer science and his master of science in information at Michigan.

# FOOTBALL OPERATIONS



## JEFF BROWN

DIRECTOR OF OPERATIONS

JOINED COLTS: 1999  
NFL EXP: 22nd year



- Enters his 22nd season with the Colts and his sixth as director of operations.
- Manages team logistics and training camp operations in addition to overseeing facility operations.
- From 2012-14, he served as the team's manager of operations. Prior to that position, he was the team's football operations assistant, as well as an equipment and public relations intern.
- Is a graduate of Butler University with a degree in public relations and advertising.

## DAVID THORNTON

DIRECTOR OF PLAYER ENGAGEMENT

JOINED COLTS: 2012  
NFL EXP: 18th year



- Is in his ninth season with the Colts as the club's director of player engagement.
- Responsible for the personal and professional growth of each player during and beyond their NFL experience. He tailors specific programs involving professional development, career exposure, financial education and higher learning for members of the Colts.
- Serves as the liaison between the team, club personnel and external resources. He provides evaluations for prospective college and professional players as well as assisting with game day operations.
- Played nine years in the NFL with the Colts and Titans. Was Indianapolis' Walter Payton Man of the Year on two occasions.

## GEORGE LI

SENIOR FOOTBALL STRATEGY  
ANALYST/GAME MANAGEMENT

JOINED COLTS: 2018  
NFL EXP: 10th year



- Enters his third season with the Colts in the club's senior football strategy analyst/game management position.
- Provides analytical research to the player personnel department, advises the head coach on game management situations and serves as a rule expert on rule changes, penalty trends and replay reviews.
- Worked for the Oakland Raiders in various roles for seven years (2011-17) most recently serving as the team's director of coaching analytics.
- Spent time as the lead researcher at NFL Network and as a researcher at ESPN.
- Graduated from UC Riverside with a degree in business administration in 2003.

## JOHN PARK

MANAGER OF FOOTBALL  
RESEARCH & STRATEGY

JOINED COLTS: 2016  
NFL EXP: 5th year



- Enters his fifth season with the Colts leading the team's football research and strategic initiatives.
- Responsible for identifying, developing and deploying resources to support and inform all of football operations.
- Formerly worked in the NFL Player Engagement department and for the Rutgers football team in both player development and recruiting roles.
- Previously served as a consultant for Alvarez & Marsal and PricewaterhouseCoopers. Was a member of the American Academy of Actuaries (MAAA) and an Associate of the Society of Actuaries (ASA).
- Earned his bachelor's degree in cultural anthropology from Duke University and his master's degree in Actuarial Science from Columbia University.

## DEBBIE FINN

ASSISTANT TO THE GENERAL MANAGER

JOINED COLTS: 1994  
NFL EXP: 26th year



- Enters her 26th season with the Colts and her third as assistant to the general manager.
- In her current role, she prepares scouting materials, coordinates football operations credentials and assists the general manager with administrative duties.
- She has previously held titles with the organization as assistant to the head coach (2017-18) and assistant to the vice president of football operations (1994-2017).
- Finn graduated from Anderson University with a bachelor's degree in elementary education.
- She has three kids, Brooke, Steve and Abby, and currently resides in Mooresville, Ind. with her husband, Guy.



C | COLTS STAFF

**JACK DOYLE**  
TIGHT END



# COLTS STAFF



**Chris Albright**  
Manager of Graphic Design



**Sherard Allen**  
Graphic Designer



**Thurman Alvey, DO**  
Physician



**Chris Anderson**  
Facilities Manager



**Nick Armour**  
Senior Business Intelligence Analyst



**Joe Atkins**  
General Maintenance, Projects



**Zack Baker**  
Post Production Specialist



**Erin Balderson**  
Graphic Designer



**Erin Barill**  
Director of Sports Medicine



**Abigail Beatson**  
Membership Services Manager



**Brad Beery**  
Corporate Partnership Manager



**Blue**  
Team Mascot



**Eric Boling**  
Maintenance/Performance Area



**Kara Boonstra**  
Project Manager



**Matt Bowen**  
Creative Director of Photographic Services



**Jett Branham**  
Partnership Marketing Manager



**Chris Buckley**  
Senior Broadcast Engineer



**Brian Buening**  
Assistant Athletic Trainer



**Blake Carnall**  
Account Executive



**Lindsay Catavolos**  
Director of Partnership Marketing



**Cathy Catellier**  
Executive Assistant to the Owner



**Darrell Chandler**  
Grounds Assistant/Golf Course



**Hayden Clark**  
Communications Assistant



**Kevin Connors**  
Senior Content Creation Specialist



**Matt Conti**  
Director of Football Communications



**Caroline Cooke**  
Mascot Coordinator



**Stewart Cramer**  
Video Director



**Kyle Davis**  
Assistant Athletic Trainer



**Amber Derrow**  
Director of Social and Digital Content Strategy



**Matt DeWall**  
Assistant Video Director

# COLTS STAFF



**Matthew Dominick**  
Senior Director  
of Content and  
Production



**Chelsea Durham**  
Events Manager




**Christian Edwards**  
Assistant Director  
of Communications



**Mark Feeser**  
Executive Assistant



**Joe Fonderoli**  
Senior Director  
of Events &  
Operations



**Justin Gentile**  
Director of Premium  
Seating



**Becca Ginn**  
Sales Event  
Coordinator



**Hannah Glaser**  
Manager of Group  
Sales



**Justin Glass**  
Manager of  
Consumer Sales



**Troy Glendenning**  
Director of Facilities  
and Grounds



**Kerry Gordon**  
Assistant Athletic  
Trainer



**Jeffrey Gorman**  
Media Specialist



**Chris Grecco**  
CRM Analyst



**Kirsten Gregurich**  
Nutritionist



**Jennifer Hall**  
Administrative  
Assistant to the  
Chief Legal Officer



**Dave Hammer**  
Head Athletic  
Trainer



**Lindsey Hammond**  
Director of Finance



**Conner Handel**  
Content Creation  
Specialist



**Cal Handelman**  
Manager of  
Financial Analysis  
and Club Strategy



**Logan Hastings**  
Account Executive



**Edward Hayes**  
Pavilion  
Coordinator



**Brian Healey**  
Corporate  
Partnership  
Manager



**Blake Heitman**  
Partnership  
Marketing Manager



**Krieha Henney**  
Premium Service  
Manager



**Jody Henton**  
Suite Services  
Manager



**Katharina Hiergeist**  
Membership  
Services Manager



**Ashley Hoffman**  
Director of  
Membership  
Services



**Brent Hollerud**  
Social Media  
Manager



**Tyler Holloway**  
Grounds Assistant/  
Fields



**Terry Horner, MD**  
Neurosurgeon

# COLTS STAFF



**Pamela Humphrey**  
Communications  
Coordinator



**Necee Jennings**  
Account Executive



**Katy Johnson**  
Premium Service  
Manager



**Tom  
Klootwyk, MD**  
Orthopedic Surgeon



**David Liptak**  
Executive Assistant



**Rob Louthain**  
Corporate  
Partnership  
Manager



**G. Peter Maiers,  
MD**  
Physician



**Andy Matis**  
Youth Football  
Manager




**Jim Matis**  
Corporate  
Partnership  
Manager



**Mike Mays**  
Assistant  
Equipment Manager



**Marcus McCray**  
Team Chiropractor



**Joe McCurdy**  
Network  
Administrator



**Tina McKnight**  
Accounting/Payroll  
Assistant



**Doug Melton**  
Office Assistant



**Nick Merlina**  
Coordinator of  
Digital  
Communications



**Nicole Minor**  
Hospitality and  
Pavilion Manager



**Gary  
Misamore, MD**  
Orthopedic Surgeon



**Trey Mock**  
Mascot Program  
Manager



**Alyssa Monka**  
Receptionist



**John Moore**  
Security



**Traci Morgan**  
Assistant to the  
Chief Operating  
Officer



**Cory Nash**  
Security



**Ryan Nix**  
Social Media  
Specialist



**Megan Oldham**  
Membership  
Services Manager



**Larra Overton**  
Producer/On-Air  
Talent



**Bob Parenteau**  
Director of Ticket  
Operations



**Kaylin Pellegrini**  
Partnership  
Marketing Manager



**Susie Peters**  
Sales Operations



**Briannah Poe**  
Group Sales  
Account Manager



**Monte Poe**  
Director of Special  
Projects

# COLTS STAFF



**Harrison Pogue**  
Content Creation  
Specialist



**Brian Poole**  
Systems Analyst



**Dave Porter, MD**  
Orthopedic Surgeon



**Laura Porter**  
Partnership  
Marketing Manager



**Ashley Powell**  
Director of  
Community  
Relations



**Mike Prior**  
Youth Football  
Commissioner



**Keith Quarta**  
Account Executive



**Steve Randall**  
Director of Security



**Austin Reed**  
Director of Digital and  
Database  
Marketing



**Lance Rettig, MD**  
Physician



**Steve Ritter, MD**  
Physician



**Doug  
Robertson, MD**  
Physician



**Michelle  
Rodriguez**  
Exec Asst./Human  
Resources Manager



**Alexander  
Romano**  
Director of Business  
Intelligence



**Jaci Rowland**  
Staff Accountant



**Kelsey Rowles**  
Community  
Relations  
Manager



**Jenny Ryan**  
Accounting  
Assistant



**Brandon Schlarb**  
Corporate  
Partnership  
Manager



**Andy Schwartz**  
Corporate  
Partnership  
Manager



**Jon Scott**  
Football Archivist



**Brian Seabrooks**  
Assistant  
Equipment Manager



**Matt Shaw**  
Events Coordinator



**Dylan Sheldon**  
Membership  
Services Manager



**Ryan Simonton**  
Maintenance/  
Performance Area



**Stephanie Sior**  
Membership  
Services Manager



**Erin Smith**  
Youth Cheer  
Coordinator



**Tyson Smith**  
Premium Seating  
Account Manager



**Doug Snelling**  
Systems Analyst



**Jamil Stafford**  
Assistant Director  
of Ticket  
Operations



**John Starliper**  
Assistant  
Video Director

# COLTS STAFF



**Mike Stevens**  
Operations  
Manager of Video  
Engineering



**Leslie Stockton**  
Executive Assistant  
to the Vice Chair/  
Owner



**Alexa Strobidge**  
Senior Marketing  
Manager



**Sean Sullivan**  
Director of  
Equipment  
Operations



**Josh Tarble**  
Business Solutions  
Director



**Matt Taylor**  
Voice of Indianapolis  
Colts, Manager of  
Radio Production



**Jeremy Thorpe**  
Group Sales  
Account  
Manager



**Kelly Tilley**  
Director of  
Cheerleading



**Cassidy Turpin**  
Community  
Relations  
Coordinator



**Casey Vallier**  
Coordinator of  
Radio Production



**Jim Van Dam**  
Director of Ticket  
Sales



**Dane Van Paris**  
Account Executive



**Andrew Walker**  
Colts.com Writer



**Michelle Weaver**  
Membership  
Services Manager



**Sean Welch**  
Database  
Administrator



**Elizabeth White**  
Counselor



**Matt Wilkening**  
Senior Content  
Creation Specialist



**Daron Williams**  
Digital  
Communications  
Manager



**Maureen  
Williams**  
Community  
Manager



**Derek Wolfe**  
Manager of Creative  
Services and Game  
Day Production

# JUSTIN HOUSTON

DEFENSIVE END



2 | PLAYERS

# 49 MATTHEW ADAMS

LINEBACKER



6-0 • 229

NFL EXP: 3 (3rd Year with Colts)

BORN: 12/12/95



HOUSTON



Adams was selected by the Colts in the seventh round (221st overall) of the 2018 NFL Draft.

## DOWN THE STRETCH

**Bucket list items:** Make the Pro Bowl. I already went skydiving once, so I was able to cross that off.

**Favorite food:** Crab legs and crawfish.

**Favorite TV show:** "Different Strokes"

**Favorite Movie:** "Creed"

**Best advice you've been given:** Control what you can control.

**Biggest obstacle you've overcome:** Just the process and journey of getting here to the NFL.

**If you could have dinner with three people, who would you invite:** Atoya Collins, my girlfriend and Floyd Mayweather

**Pet Peeves:** People that don't tell the truth

**Nicknames:** Matty Ice

**Favorite restaurant in Indianapolis:** Ruth's Chris Steak House

**What are your hobbies:** I like to play Fortnite. Fortnite is life. I'm probably the best on the team. Most of the guys on the team play it on Xbox but I'm a PS4 guy.

## DILL WITH IT

One of Adams' favorite foods is a unique combination that may not be widely accepted as a delicious cuisine, but it does the trick for him. "I love Kool-Aid Pickles. It's exactly what it sounds. It's just pickles that you soak in Kool-Aid. It's not cucumbers you soak in Kool-Aid, it's straight up pickles in Kool-Aid. Delicious."





### BOB SANDERS 2.0

Adams measures out at 6-0, 229 pounds, which is typically on the shorter end of the spectrum for a linebacker. But Adams certainly won't let numbers define his career. "Have you seen a six-foot Bob Sanders? I feel like I'm a six-foot Bob Sanders!" Sanders, at 5-8, 200 pounds, won the NFL Defensive Player of the Year in 2007, was named to two Pro Bowls and earned one Super Bowl title with the Colts.



#### NFL HIGHLIGHTS

- Has played in 32 games (nine starts) and has 35 tackles (26 solo), 6.0 tackles for loss, one fumble recovery and eight special teams stops. Appeared in two postseason games and has one solo tackle and one special teams stop.
- In 2019, he appeared in 16 games (four starts) and had nine tackles (seven solo), 1.0 tackle for loss and one special teams stop.
- In 16 games (five starts) in 2018, he had 26 tackles (19 solo), 5.0 tackles for loss, one fumble recovery and seven special teams stops. In Week 16, he had five solo tackles with a career-high 3.0 tackles for loss. Appeared in two postseason games and had one solo tackle and one special teams stop.

#### COLLEGE HIGHLIGHTS

- Played in 48 games (26 starts) in four seasons (2014-17) as a linebacker at the University of Houston.
- Finished his career with 259 tackles (161 solo), 21.0 tackles for loss, 7.5 sacks, five forced fumbles, two fumble recoveries and three passes defended.
- As a senior in 2017, saw action in 11 games (nine starts). Finished second on the team with 88 tackles (54 solo).
- Started every game he played in (11) as a junior in 2016. Led the team with 82 tackles and in solo tackles with 57.
- Appeared in 13 games (three starts) in 2015 and registered 49 tackles (28 solo), 2.5 tackles for loss and 2.0 sacks.
- Was one of four true freshmen to see action in all 13 games (three starts) in 2014. Recorded 40 tackles (22 solo), 4.5 tackles for loss, 2.0 sacks, two forced fumbles and one pass defended.

#### PERSONAL

- Attended Hightower High School in Missouri City, Texas, where he played football and basketball.
- Totaled 96 tackles, 18.0 tackles for loss, six forced fumbles and four interceptions as a senior.
- Named the 2013 District 23-5A Defensive Player of the Year.
- Also named his team's overall MVP and Defensive MVP as a senior.
- Recognized as a player in the *Houston Chronicle's* Top 100.
- Ranked as No. 68 outside linebacker in the country by *ESPN.com* and as the No. 69 outside linebacker by *Scout.com*.
- Studied kinesiology sports administration at Houston.
- Named to the American Athletic Conference All-Academic Team twice (2016-17).
- Has participated in many community efforts by the Colts including the Colts Uniform Blitz, Playground Build and Caroling at Riley Hospital for Children.







### MATTHEW ADAMS' - NFL REGULAR SEASON STATISTICS

DATE	TEAM	GP	GS	TACKLES							INTERCEPTIONS					FUMBLES			ST				MISC			
				TK	S	A	TFL	YDS	SK	YDS	QBH	NO	YDS	LG	TD	PD	FF	FR	YDS	TK	S	A	FF	FR	S	A
2018	Colts	16	5	26	19	7	5	4	0.0	0.0	2	0	0	0	0	0	0	1	0	7	4	3	0	0	0	0
2019	Colts	16	4	9	7	2	1	2	0.0	0.0	0	0	0	0	0	0	0	0	1	1	0	0	0	0	0	0
<b>TOTALS</b>		<b>32</b>	<b>9</b>	<b>35</b>	<b>26</b>	<b>9</b>	<b>6</b>	<b>6</b>	<b>0.0</b>	<b>0.0</b>	<b>2</b>	<b>0</b>	<b>0</b>	<b>0</b>	<b>0</b>	<b>0</b>	<b>0</b>	<b>1</b>	<b>0</b>	<b>8</b>	<b>5</b>	<b>3</b>	<b>0</b>	<b>0</b>	<b>0</b>	<b>0</b>

### MATTHEW ADAMS' - NFL POSTSEASON STATISTICS

DATE	TEAM	GP	GS	TACKLES							INTERCEPTIONS					FUMBLES			ST				MISC			
				TK	S	A	TFL	YDS	SK	YDS	QBH	NO	YDS	LG	TD	PD	FF	FR	YDS	TK	S	A	FF	FR	S	A
2018	Colts	2	0	1	0	1	0	0	0.0	0.0	0	0	0	0	0	0	0	0	0	1	0	1	0	0	0	0
<b>TOTALS</b>		<b>2</b>	<b>0</b>	<b>1</b>	<b>0</b>	<b>1</b>	<b>0</b>	<b>0</b>	<b>0.0</b>	<b>0.0</b>	<b>0</b>	<b>0</b>	<b>0</b>	<b>0</b>	<b>0</b>	<b>0</b>	<b>0</b>	<b>0</b>	<b>0</b>	<b>1</b>	<b>0</b>	<b>1</b>	<b>0</b>	<b>0</b>	<b>0</b>	<b>0</b>

### SINGLE-GAME HIGHS: DEFENSIVE

**Total Tackles** 6 at Houston Texans, Dec 09, 2018  
 5 vs. New York Giants, Dec 23, 2018  
 3 vs. Jacksonville Jaguars, Nov 17, 2019  
 ...1 more at 3.

**Tackles For Loss** 3 vs. New York Giants, Dec 23, 2018  
 1 at Pittsburgh Steelers, Nov 03, 2019  
 ...2 more at 1.

**Fumble Recoveries** 1 at Oakland Raiders, Oct 28, 2018

**Special Teams Tackles** 2 at New York Jets, Oct 14, 2018  
 ...2 more at 2.

### SINGLE-GAME HIGHS - POSTSEASON: DEFENSIVE

**Total Tackles** 1 at Kansas City Chiefs, Jan 12, 2019

**Special Teams Tackles** 1 at Kansas City Chiefs, Jan 12, 2019  
 ...1 more at 1.

### 2018 GAME-BY-GAME REGULAR SEASON STATISTICS (COLTS)

DATE	OPPONENT	P/S	TACKLES							INTERCEPTIONS					FUMBLES			ST				MISC			SCORE	
			TK	S	A	SK	YDS	TFL	YDS	QBH	NO	YDS	LG	TD	PD	FF	FR	YDS	TK	S	A	FF	FR	S		A
09/09	Bengals	P	0	0	0	0.0	0.0	0	0	0	0	0	0	0	0	0	0	0	0	0	0	0	0	0	L	23-34
09/16	at Washington	P	0	0	0	0.0	0.0	0	0	0	0	0	0	0	0	0	0	0	0	0	0	0	0	0	W	21-9
09/23	at Eagles	P	0	0	0	0.0	0.0	0	0	0	0	0	0	0	0	0	2	1	1	0	0	0	0	0	L	16-20
09/30	Texans	P	0	0	0	0.0	0.0	0	0	0	0	0	0	0	0	0	2	1	1	0	0	0	0	0	L	34-37+
10/04	at Patriots	P	2	0	2	0.0	0.0	0	0	0	0	0	0	0	0	0	0	0	0	0	0	0	0	0	L	24-38
10/14	at Jets	P	2	1	1	0.0	0.0	1	0	0	0	0	0	0	0	0	2	1	1	0	0	0	0	0	L	34-42
10/21	Bills	P	2	2	0	0.0	0.0	0	0	1	0	0	0	0	0	0	0	0	0	0	0	0	0	0	W	37-5
10/28	at Raiders	S	0	0	0	0.0	0.0	0	0	0	0	0	0	0	0	1	0	0	0	0	0	0	0	0	W	42-28
11/11	Jaguars	S	1	1	0	0.0	0.0	0	0	0	0	0	0	0	0	0	1	1	0	0	0	0	0	0	W	29-26
11/18	Titans	P	0	0	0	0.0	0.0	0	0	0	0	0	0	0	0	0	0	0	0	0	0	0	0	0	W	38-10
11/25	Dolphins	S	3	3	0	0.0	0.0	0	0	0	0	0	0	0	0	0	0	0	0	0	0	0	0	0	W	27-24
12/02	at Jaguars	P	2	1	1	0.0	0.0	1	1	0	0	0	0	0	0	0	0	0	0	0	0	0	0	0	L	0-6
12/09	at Texans	S	6	4	2	0.0	0.0	0	0	1	0	0	0	0	0	0	0	0	0	0	0	0	0	0	W	24-21
12/16	Cowboys	S	1	1	0	0.0	0.0	0	0	0	0	0	0	0	0	0	0	0	0	0	0	0	0	0	W	23-0
12/23	Giants	P	5	5	0	0.0	0.0	3	3	0	0	0	0	0	0	0	0	0	0	0	0	0	0	0	W	28-27
12/30	at Titans	P	2	1	1	0.0	0.0	0	0	0	0	0	0	0	0	0	0	0	0	0	0	0	0	0	W	33-17
<b>2018 TOTALS</b>		<b>16-5</b>	<b>26</b>	<b>19</b>	<b>7</b>	<b>0.0</b>	<b>0.0</b>	<b>5</b>	<b>4</b>	<b>2</b>	<b>0</b>	<b>0</b>	<b>0</b>	<b>0</b>	<b>0</b>	<b>0</b>	<b>1</b>	<b>0</b>	<b>7</b>	<b>4</b>	<b>3</b>	<b>0</b>	<b>0</b>	<b>0</b>	<b>0</b>	<b>10-6</b>

+- Overtime





### 2019 GAME-BY-GAME REGULAR SEASON STATISTICS (COLTS)

DATE	OPPONENT	P/S	TACKLES							INTERCEPTIONS				FUMBLES			ST			MISC		W/L	SCORE									
			TK	S	A	SK	YDS	TFL	YDS	QBH	NO	YDS	LG	TD	PD	FF	FR	YDS	TK	S	A			FF	FR	S	A					
09/08	at Chargers	P	2	1	1	0.0	0.0	0	0	0	0	0	0	0	0	0	0	0	0	0	0	0	0	0	L	24-30+						
09/15	at Titans	S	2	2	0	0.0	0.0	0	0	0	0	0	0	0	0	0	0	0	0	0	0	0	0	0	W	19-17						
09/22	Falcons	S	1	1	0	0.0	0.0	0	0	0	0	0	0	0	0	0	0	0	0	0	0	0	0	0	W	27-24						
09/29	Raiders	S	0	0	0	0.0	0.0	0	0	0	0	0	0	0	0	0	0	0	0	0	0	0	0	0	L	24-31						
10/06	at Chiefs	P	0	0	0	0.0	0.0	0	0	0	0	0	0	0	0	0	0	0	0	0	0	0	0	0	W	19-13						
10/20	Texans	S	0	0	0	0.0	0.0	0	0	0	0	0	0	0	0	0	0	0	0	0	0	0	0	0	W	30-23						
10/27	Broncos	P	0	0	0	0.0	0.0	0	0	0	0	0	0	0	0	0	0	0	0	0	0	0	0	0	W	15-13						
11/03	at Steelers	P	1	1	0	0.0	0.0	1	2	0	0	0	0	0	0	0	0	0	0	0	0	0	0	0	L	24-26						
11/10	Dolphins	P	0	0	0	0.0	0.0	0	0	0	0	0	0	0	0	0	0	0	0	0	0	0	0	0	L	12-16						
11/17	Jaguars	P	3	2	1	0.0	0.0	0	0	0	0	0	0	0	0	0	0	0	0	0	0	0	0	0	W	33-13						
11/21	at Texans	P	0	0	0	0.0	0.0	0	0	0	0	0	0	0	0	0	0	0	0	0	0	0	0	0	L	17-20						
12/01	Titans	P	0	0	0	0.0	0.0	0	0	0	0	0	0	0	0	0	0	0	0	0	0	0	0	0	L	17-31						
12/08	at Buccaneers	P	0	0	0	0.0	0.0	0	0	0	0	0	0	0	0	0	0	0	0	0	0	0	0	0	L	35-38						
12/16	at Saints	P	0	0	0	0.0	0.0	0	0	0	0	0	0	0	0	0	0	0	0	0	0	0	0	0	L	7-34						
12/22	Panthers	P	0	0	0	0.0	0.0	0	0	0	0	0	0	0	0	0	0	0	0	0	0	0	0	0	W	38-6						
12/29	at Jaguars	P	0	0	0	0.0	0.0	0	0	0	0	0	0	0	0	0	0	0	0	0	0	0	0	0	L	20-38						
<b>2019 TOTALS</b>		<b>16-4</b>	<b>9</b>	<b>7</b>	<b>2</b>	<b>0.0</b>	<b>0.0</b>	<b>1</b>	<b>2</b>	<b>0</b>	<b>0</b>	<b>0</b>	<b>0</b>	<b>0</b>	<b>0</b>	<b>0</b>	<b>0</b>	<b>0</b>	<b>0</b>	<b>0</b>	<b>0</b>	<b>1</b>	<b>1</b>	<b>0</b>	<b>0</b>	<b>0</b>	<b>0</b>	<b>0</b>	<b>0</b>	<b>0</b>	<b>0</b>	<b>7-9</b>

+ - Overtime

### 2018 GAME-BY-GAME POSTSEASON STATISTICS (COLTS)

DATE	OPPONENT	P/S	TACKLES							INTERCEPTIONS				FUMBLES			ST			MISC		W/L	SCORE									
			TK	S	A	SK	YDS	TFL	YDS	QBH	NO	YDS	LG	TD	PD	FF	FR	YDS	TK	S	A			FF	FR	S	A					
01/05	at Texans	P	0	0	0	0.0	0.0	0	0	0	0	0	0	0	0	0	0	0	0	0	0	0	0	0	0	W	21-7					
01/12	at Chiefs	P	1	0	1	0.0	0.0	0	0	0	0	0	0	0	0	0	0	0	0	0	0	0	0	0	0	L	13-31					
<b>2018 TOTALS</b>		<b>2-0</b>	<b>1</b>	<b>0</b>	<b>1</b>	<b>0.0</b>	<b>0.0</b>	<b>0</b>	<b>0</b>	<b>0</b>	<b>0</b>	<b>0</b>	<b>0</b>	<b>0</b>	<b>0</b>	<b>0</b>	<b>0</b>	<b>0</b>	<b>0</b>	<b>0</b>	<b>0</b>	<b>0</b>	<b>0</b>	<b>0</b>	<b>0</b>	<b>0</b>	<b>0</b>	<b>0</b>	<b>0</b>	<b>0</b>	<b>0</b>	<b>1-1</b>





**6-5 • 267**  
NFL EXP: 3 (4th Year with Colts)  
BORN: 9/19/93



**VIRGINIA  
COMMONWEALTH**



Alie-Cox was originally signed by the Colts as an undrafted free agent on April 20, 2017.

### DOWN THE STRETCH

**Favorite musician and/or song:** My favorite musician would probably be Future. Favorite song would probably be "Rotation."

**Hobbies outside of football:** Playing basketball, playing Xbox. I play a lot of Madden, NBA 2K and Grand Theft Auto.

**What is something interesting about you that most people may not know:** I'm an avid cartoon watcher. I watch a lot of cartoons.

**Favorite food:** Pasta – chicken parmesan or chicken alfredo.

**Favorite vacation spot:** Believe it or not, I've never been on vacation, but I'd probably say when I go out to Los Angeles to visit friends.

**Favorite television show:** "Dragon Ball Z"

**What's the one thing you couldn't live without:** My phone and my mom of course.

**Pregame ritual:** I listen to a variety of different artists such as Migos, Lil Uzi, Future - music that gets you hype. Then I do certain stretches just to make sure I'm loose in certain areas more than others.

**What's on your bucket list:** Skydiving. It looks interesting. Bungee jumping would be one too as well as traveling the world.

### THE TRANSITION

Alie-Cox grew up playing both football and basketball, but his opportunities in high school came on the hardwood, not the gridiron. After transferring to Middleburg (Va.) Academy, a school that didn't field a football team, he excelled on the basketball court and accepted a scholarship to play at VCU. In college, he starred as a forward for the Rams and became an accomplished shot blocker, posting the second-most blocks in school history (255). His athletic, 6-5, 267-pound frame with a 7-1 wingspan also caught the attention of NFL scouts and even players like



Dallas Cowboys tight end Jason Witten. "I always told myself if I ever had the chance to go play football again, I would probably take the opportunity to do it," Alie-Cox said.



## EMULATING MOSS

Alie-Cox was a football fanatic as a youngster. "I liked football more than basketball growing up as a kid. All I did was watch football. Me and my brothers played tackle football, one-on-one in the yard all the time." He grew up idolizing his favorite player, wide receiver Randy Moss. Now as a pro tight end, Alie-Cox still tries to emulate Moss' game. "I like going over people, catching the ball, 'Mossin' people."



## NFL HIGHLIGHTS

- Has played in 25 games (three starts) and has 15 receptions for 226 yards and two touchdowns.
- Appeared in 16 games (two starts) in 2019 and had eight receptions for 93 yards.
- In 2018, he appeared in nine games (one start) and had seven receptions for 133 yards and two touchdowns. Scored his first touchdown in Week 8 on a 26-yard reception. Appeared in two postseason games (one start) and helped the Colts rush for a postseason franchise record 200 yards during AFC Wild Card weekend.
- Spent 13 weeks on the Colts practice squad in 2017 after being signed by the team as an undrafted free agent.

## COLLEGE HIGHLIGHTS


- Was a four-year standout on the Virginia Commonwealth University basketball team.
- Had not played football since his freshman year of high school, but his athleticism allowed him to make the transition to football similar to the paths of former Indianapolis tight ends Erik Swoope and Marcus Pollard, former San Diego Chargers tight end Antonio Gates and Chicago tight end Jimmy Graham.
- With the Rams, started 103-of-142 games and totaled 1,092 points, 663 rebounds, 87 steals, 112 assists and 255 blocks in 3,322 minutes.
- Connected on 57.4 percent from the field and 68.7 percent from the free throw line.

## PERSONAL

- Attended Middleburg (Va.) Academy.
- Listed as the No. 9 basketball recruit in Virginia, according to *Rivals.com*.

## SMART MAN

Alie-Cox credits his college basketball coach, Shaka Smart, with helping him develop as person and as an athlete. Smart pushed him to graduate with higher than a 3.0 GPA. Alie-Cox met this goal in only three years before completing a master's program. Smart also helped Alie-Cox in the toughness and confidence departments. "I was good, but I couldn't do it for long spurts," Alie-Cox said. "He really challenged me, and I think that's helped me getting to this point, being able to fight through fatigue and focused in on being mentally tough." Alie-Cox would have to scream at the top of his lungs every time he entered Coach Smart's office. "It was his way of instilling confidence in me. I'm not a person that talks, so we'd do little things like that."



## PERSONAL CONT...

- Averaged nearly 20 points and over 10 rebounds per game during his senior campaign at Middleburg and was named an all-state first-team selection.
- As a junior, led Middleburg Academy with 16 points, 12 rebounds and seven blocks per game and earned all-state first-team accolades.
- Completed an undergrad degree in criminal justice in three years and added a master's degree in criminal justice and homeland security at VCU.
- After football, he's considering going back to law school and pursuing a career with the United States Secret Service agency.
- A native of Alexandria, Va.

## ADDITIONAL TRANSACTIONS

- Signed with the Colts on December 30, 2019.
- Signed to the Indianapolis active roster from the practice squad on October 12, 2018.
- Signed to the Colts practice squad on October 5, 2018.
- Waived by Indianapolis on October 3, 2018.
- Signed to the Colts active roster from the practice squad on September 28, 2018.
- Signed by the Colts to the practice squad on September 2, 2018.
- Waived by Indianapolis on September 1, 2018.
- Signed by the Colts to a reserve/future contract on January 1, 2018.
- Signed by the Colts to the practice squad on October 7, 2017.
- Waived by the Colts on August 11, 2017.



### MO ALIE-COX'S - NFL REGULAR SEASON STATISTICS

DATE	TEAM	RECEIVING								RUSHING				
		GP	GS	NO.	YDS	AVG	LG	TD	NO.	YDS.	AVG.	LG	TD	
2017	Colts	0	0	0	0	0.0	0	0	0	0	0.0	0	0	
2018	Colts	9	1	7	133	19.0	34	2	0	0	0.0	0	0	
2019	Colts	16	2	8	93	11.6	21	0	0	0	0.0	0	0	
<b>TOTALS</b>		<b>25</b>	<b>3</b>	<b>15</b>	<b>226</b>	<b>15.1</b>	<b>34</b>	<b>2</b>	<b>0</b>	<b>0</b>	<b>0.0</b>	<b>0</b>	<b>0</b>	

### MO ALIE-COX'S - NFL POSTSEASON STATISTICS

DATE	TEAM	RECEIVING								RUSHING				
		GP	GS	NO.	YDS	AVG	LG	TD	NO.	YDS.	AVG.	LG	TD	
2018	Colts	2	1	0	0	0.0	0	0	0	0	0.0	0	0	
<b>TOTALS</b>		<b>2</b>	<b>1</b>	<b>0</b>	<b>0</b>	<b>0.0</b>	<b>0</b>	<b>0</b>	<b>0</b>	<b>0</b>	<b>0.0</b>	<b>0</b>	<b>0</b>	

### SINGLE-GAME HIGHS: RUSHING/RECEIVING

<b>Receptions</b>	2 vs. Atlanta Falcons, Sep 22, 2019 ...1 more at 2.	<b>All-purpose yards</b>	34 at New York Jets, Oct 14, 2018 28 vs. Jacksonville Jaguars, Nov 11, 2018 26 at Oakland Raiders, Oct 28, 2018
<b>Receiving Yards</b>	34 at New York Jets, Oct 14, 2018 28 vs. Jacksonville Jaguars, Nov 11, 2018 26 at Oakland Raiders, Oct 28, 2018	<b>Miscellaneous Tackles</b>	1 vs. Tennessee Titans, Dec 01, 2019 ...1 more at 1.
<b>Longest Receptions</b>	34 at New York Jets, Oct 14, 2018 27 vs. Jacksonville Jaguars, Nov 11, 2018 26 at Oakland Raiders, Oct 28, 2018	<b>Most TDs</b>	1 vs. Jacksonville Jaguars, Nov 11, 2018 ...1 more at 1.
<b>Receiving TDs</b>	1 vs. Jacksonville Jaguars, Nov 11, 2018 ...1 more at 1.		

### 2017 GAME-BY-GAME REGULAR SEASON STATISTICS (COLTS)

DATE	OPPONENT	P/S	RECEIVING					RUSHING					W/L	SCORE
			NO	YDS	AVG	LG	TD	NO	YDS	AVG	LG	TD		
09/10	at Rams												L	9-46
09/17	Cardinals												L	13-16+
09/24	Browns												W	31-28
10/01	at Seahawks												L	18-46
10/08	49ers												W	26-23+
10/16	at Titans												L	22-36
10/22	Jaguars												L	0-27
11/05	at Texans												W	20-14
11/12	Steelers												L	17-20
11/26	Titans												L	16-20
12/03	at Jaguars												L	10-30
12/10	at Bills												L	7-13+
12/14	Broncos												L	13-25
12/23	at Ravens												L	16-23
12/31	Texans												W	22-13
<b>2017 TOTALS</b>		<b>0-0</b>	<b>0</b>	<b>0</b>	<b>0.0</b>	<b>0</b>	<b>0</b>	<b>0</b>	<b>0</b>	<b>0.0</b>	<b>0</b>	<b>0</b>	<b>0</b>	<b>4-11</b>

+ - Overtime





## 2018 GAME-BY-GAME REGULAR SEASON STATISTICS (COLTS)

DATE	OPPONENT	P/S	RECEIVING				RUSHING				W/L	SCORE	
			NO	YDS	AVG	LG	TD	NO	YDS	AVG			LG
09/09	Bengals											L	23-34
09/16	at Washington											W	21-9
09/23	at Eagles											L	16-20
09/30	Texans	P	1	17	17.0	17	0	0	0.0	0	0	L	34-37+
10/04	at Patriots											L	24-38
10/14	at Jets	P	1	34	34.0	34	0	0	0.0	0	0	L	34-42
10/21	Bills	P	1	7	7.0	7	0	0	0.0	0	0	W	37-5
10/28	at Raiders	P	1	26	26.0	26t	1	0	0.0	0	0	W	42-28
11/11	Jaguars	P	2	28	14.0	27	1	0	0.0	0	0	W	29-26
11/18	Titans	P	0	0	0.0	0	0	0	0.0	0	0	W	38-10
11/25	Dolphins											W	27-24
12/02	at Jaguars											L	0-6
12/09	at Texans											W	24-21
12/16	Cowboys	P	0	0	0.0	0	0	0	0.0	0	0	W	23-0
12/23	Giants	S	0	0	0.0	0	0	0	0.0	0	0	W	28-27
12/30	at Titans	P	1	21	21.0	21	0	0	0.0	0	0	W	33-17
<b>2018 TOTALS</b>	<b>9-1</b>		<b>7</b>	<b>133</b>	<b>19.0</b>	<b>34</b>	<b>2</b>	<b>0</b>	<b>0.0</b>	<b>0</b>	<b>0</b>	<b>10-6</b>	

+ - Overtime

## 2019 GAME-BY-GAME REGULAR SEASON STATISTICS (COLTS)

DATE	OPPONENT	P/S	RECEIVING				RUSHING				W/L	SCORE	
			NO	YDS	AVG	LG	TD	NO	YDS	AVG			LG
09/08	at Chargers	P	1	3	3.0	3	0	0	0.0	0	0	L	24-30+
09/15	at Titans	P	0	0	0.0	0	0	0	0.0	0	0	W	19-17
09/22	Falcons	P	2	25	12.5	16	0	0	0.0	0	0	W	27-24
09/29	Raiders	S	0	0	0.0	0	0	0	0.0	0	0	L	24-31
10/06	at Chiefs	P	1	10	10.0	10	0	0	0.0	0	0	W	19-13
10/20	Texans	P	0	0	0.0	0	0	0	0.0	0	0	W	30-23
10/27	Broncos	P	0	0	0.0	0	0	0	0.0	0	0	W	15-13
11/03	at Steelers	P	1	11	11.0	11	0	0	0.0	0	0	L	24-26
11/10	Dolphins	P	0	0	0.0	0	0	0	0.0	0	0	L	12-16
11/17	Jaguars	P	0	0	0.0	0	0	0	0.0	0	0	W	33-13
11/21	at Texans	P	0	0	0.0	0	0	0	0.0	0	0	L	17-20
12/01	Titans	P	0	0	0.0	0	0	0	0.0	0	0	L	17-31
12/08	at Buccaneers	P	1	8	8.0	8	0	0	0.0	0	0	L	35-38
12/16	at Saints	S	0	0	0.0	0	0	0	0.0	0	0	L	7-34
12/22	Panthers	P	1	21	21.0	21	0	0	0.0	0	0	W	38-6
12/29	at Jaguars	P	1	15	15.0	15	0	0	0.0	0	0	L	20-38
<b>2019 TOTALS</b>	<b>16-2</b>		<b>8</b>	<b>93</b>	<b>11.6</b>	<b>21</b>	<b>0</b>	<b>0</b>	<b>0.0</b>	<b>0</b>	<b>0</b>	<b>7-9</b>	

+ - Overtime

## 2018 GAME-BY-GAME POSTSEASON STATISTICS (COLTS)

DATE	OPPONENT	P/S	RECEIVING				RUSHING				W/L	SCORE	
			NO	YDS	AVG	LG	TD	NO	YDS	AVG			LG
01/05	at Texans	P	0	0	0.0	0	0	0	0.0	0	0	W	21-7
01/12	at Chiefs	S	0	0	0.0	0	0	0	0.0	0	0	L	13-31
<b>2018 TOTALS</b>	<b>2-1</b>		<b>0</b>	<b>0</b>	<b>0.0</b>	<b>0</b>	<b>0</b>	<b>0</b>	<b>0.0</b>	<b>0</b>	<b>0</b>	<b>1-1</b>	



# 35 BRUCE ANDERSON III

RUNNING BACK



5-11 • 210

NFL EXP: 1 (2nd Year with Colts)

BORN: 6/20/97



NORTH DAKOTA  
STATE



Anderson III was originally signed to the Colts practice squad on September 11, 2019.

## DOWN THE STRETCH

**What is on your bucket list:** Travel to Egypt.

**Do you have a pregame ritual:** Listen to music and just visualize making certain plays.

**What is on your bucket list:** I would like to travel the world. I would like to achieve all the goals that I have set out for myself as far as football. I also want to skydive.

**Do you have any nicknames:** B

**What is the best advice you've been given:** Live for the moment plan for tomorrow.

**Who is your mentor:** Marshall McDuffie

**Who is your favorite artist:** J. Cole

**What is your favorite vacation spot:** Anywhere with some good weather and good food.

**What is your favorite movie:** "Harlem Nights"

**Who was your favorite athlete growing up:** Bo Jackson

**What are your hobbies off the field:** Graphic design

### A LONG ROAD TRAVELLED

Anderson III lived in many different areas growing up because his father, Norman Anderson, was a civil engineer for the Air Force. The Anderson's stops included Germany, where Anderson III was born, New Mexico, Japan, northern California and Florida. Even with being in countries that didn't have a professional football league, Anderson knew he wanted to play the sport from a young age. He went on to star at Newsome High School before winning three national titles at North Dakota State, and eventually entering the NFL as an undrafted free agent.



## NFL HIGHLIGHTS

- Has spent time on both the Buccaneers and Colts practice squads and has not seen game action.
- In 2019, he spent the majority of the season on the Colts practice squad after spending part of Week 1 and training camp with the Buccaneers.

## COLLEGE HIGHLIGHTS

- Played in 52 games (16 starts) at North Dakota State and finished with 486 carries for 2,896 yards and 24 touchdowns as well as 32 receptions for 448 yards and seven touchdowns. He also added 52 kickoff returns for 1,360 yards and two touchdowns. He won three FCS national championships (2015, 2017 and 2018) while at North Dakota State.
- Finished his collegiate career ranked fifth in school history in all-purpose yards (4,704).
- In 2018, he appeared in 13 games (eight starts) and led the team in rushing yards (924) on 124 carries and nine touchdowns. Also added 12 receptions for 199 yards and three touchdowns and 10 kickoff returns for 219 yards. His average yards per carry (7.5) rank fourth in single-season school history.
- As a junior, was named Second Team FCS All-America by HERO Sports and Second Team All-Missouri Valley Football Conference after appearing in 15 games (eight starts) and having 234 carries for 1,216 yards and 12 touchdowns as well as eight receptions for 156 yards and three touchdowns. Also added eight kickoff returns for 193 yards. He tied a school record with five touchdowns against Sam Houston State in the national semifinal.
- In 2016, he played in nine games and had 38 rushes for 253 yards and one touchdown as well as four receptions for 38 yards and 18 kickoff returns for 363 yards.
- As a true freshman in 2015, he appeared in 15 games and totaled 90 carries for 503 yards and two touchdowns. Also added eight receptions for 55 yards and one touchdown. He was also the team's kick returner and set a single-season school record with 36.6 yards per return on 16 returns.

## PERSONAL

- Attended Newsome High School in Lithia, Fla.
- As a senior, he was named all-conference first-team as a running back.
- As a junior, he was named all-conference second-team at safety.
- Also a two-time district champion in track.
- Majored in psychology.
- A native of Ruskin, Fla.

## ADDITIONAL TRANSACTIONS

- Signed by the Colts to a reserve/future contract on December 20, 2019.
- Released from the Indianapolis practice squad on November 12, 2019.
- Signed to the Colts practice squad on October 26, 2019.
- Released from the Indianapolis practice squad on October 24, 2019.
- Signed to the Colts practice squad on September 27, 2019.
- Released from the Indianapolis practice squad on September 18, 2019.
- Signed to the Colts practice squad on September 11, 2019.
- Released from the Buccaneers practice squad on September 3, 2019.
- Signed to the Tampa Bay practice squad on September 1, 2019.
- Waived by the Buccaneers on August 31, 2019.
- Signed by Tampa Bay as an undrafted free agent on May 10, 2019.

## BRUCE ANDERSON III'S - NFL REGULAR SEASON STATISTICS

DATE	TEAM	RUSHING						RECEIVING					
		GP	GS	NO.	YDS.	AVG.	LG	TD	NO.	YDS	AVG	LG	TD
2019	Buccaneers	0	0	0	0	0.0	0	0	0	0	0.0	0	0
Went from Tampa Bay to Indianapolis.													
2019	Colts	0	0	0	0	0.0	0	0	0	0	0.0	0	0
2019	TOTAL	0	0	0	0	0.0	0	0	0	0	0.0	0	0
<b>TOTALS</b>		<b>0</b>	<b>0</b>	<b>0</b>	<b>0</b>	<b>0.0</b>	<b>0</b>	<b>0</b>	<b>0</b>	<b>0</b>	<b>0.0</b>	<b>0</b>	<b>0</b>





### BRUCE ANDERSON III'S - NFL REGULAR SEASON STATISTICS

DATE	TEAM	KICKOFF RETURNS					PUNT RETURNS					
		RET.	YDS.	AVG.	LG	TD	NO.	FC	YDS	AVG	LG	TD
2019	Buccaneers	0	0	0.0	0	0	0	0	0	0.0	0	0
Went from <b>Tampa Bay</b> to <b>Indianapolis</b> .												
2019	Colts	0	0	0.0	0	0	0	0	0	0.0	0	0
2019	TOTAL	0	0	0.0	0	0	0	0	0	0.0	0	0
<b>TOTALS</b>		<b>0</b>	<b>0</b>	<b>0.0</b>	<b>0</b>	<b>0</b>	<b>0</b>	<b>0</b>	<b>0</b>	<b>0.0</b>	<b>0</b>	<b>0</b>

### 2019 GAME-BY-GAME REGULAR SEASON STATISTICS (BUCCANEERS/COLTS)

DATE	OPPONENT	P/S	RUSHING					RECEIVING					W/L	SCORE	
			NO	YDS	AVG	LG	TD	NO	YDS	AVG	LG	TD			
09/08	49ers		DID NOT PLAY										L	17-31	
Went from <b>Buccaneers</b> to <b>Colts</b> .															
09/15	at Titans		PRACTICE SQUAD										W	19-17	
09/22	Falcons		PRACTICE SQUAD										W	27-24	
09/29	Raiders		PRACTICE SQUAD										L	24-31	
10/06	at Chiefs		PRACTICE SQUAD										W	19-13	
10/20	Texans		PRACTICE SQUAD										W	30-23	
10/27	Broncos		PRACTICE SQUAD										W	15-13	
11/03	at Steelers		PRACTICE SQUAD										L	24-26	
11/10	Dolphins		PRACTICE SQUAD										L	12-16	
<b>2019 TOTALS</b>		<b>0-0</b>	<b>0</b>	<b>0</b>	<b>0.0</b>	<b>0</b>	<b>0</b>	<b>0</b>	<b>0</b>	<b>0.0</b>	<b>0</b>	<b>0</b>	<b>0</b>	<b>5-4</b>	

# 96 DENICO AUTRY

DEFENSIVE TACKLE/DEFENSIVE END



(duh-NEE-co)

6-5 • 285

NFL EXP: 7 (3rd Year with Colts)

BORN: 7/15/90



MISSISSIPPI  
STATE



Autry was signed by the Colts as an unrestricted free agent on March 15, 2018.

## DOWN THE STRETCH

**Favorite football memory:** Blocking a field goal against the Tennessee Titans, picking it up and running it back for a touchdown. But it got called back.

**Someone you look up to:** Julius Peppers

**What did you want to be growing up:** An NFL player.

**What is a superpower you'd like to have:** The ability to shock people.

**Favorite food:** Cheeseburgers

**What is your guilty pleasure:** Reese's ice cream

**What is something you can't live without:** A muscle car

**Favorite movie:** "House Party"


**Favorite TV show:** "Lost"

**Pregame rituals:** I always put my left shoe on first.

**Any pets:** I have a pit bull named Louie.

## TURNING POINT

As Arizona Western was mounting a comeback with three minutes left in the 2011 NJCAA national championship game, a fatigued Autry asked to be subbed out of the game. According to *The Mercury News*, EMCC's associate head coach/defensive coordinator, William Jones, refused to let Autry come to the sideline and said, "Bull\*\*\*\*, this is for everything. Great players don't get tired right now. Great players don't come out this time of the game. You stay in and you find a way." Autry responded with a sack to help EMCC clinch the game and its first-ever national championship.





## LAST CHANCE U

Coming out of Albemarle (N.C.) High School, Autry did not have the collegiate opportunities he initially desired and attended East Mississippi Community College. The football program at the junior college has been featured in a successful Netflix documentary series titled, *Last Chance U*, which focuses on players' last chance to prove themselves to Division I



programs. Autry played for EMCC from 2010-11 and helped the Lions to a 12-0 season and an NJCAA national championship title while being named an NJCAA Football All-America first-team selection his sophomore year. Following his career at EMCC, Autry signed with Mississippi State over offers from Alabama, Auburn, Florida, Florida State, Ole Miss, Southern California and Texas among others. His brother, Lee, played defensive line at EMCC before transferring to Mississippi State as well. Other players to emerge out of EMCC and make it to the NFL include Dakota Allen, LeGarrette Blount, Chad Kelly, Jarran Reed and Antowain Smith.

## NFL HIGHLIGHTS

- In six seasons with Oakland and Indianapolis, has competed in 82 games (43 starts) and totaled 167 tackles (119 solo), 41.0 tackles for loss, 23.0 sacks, 17 passes defended, three forced fumbles, three fumble recoveries and eight blocked kicks.
- In 2019, started 14 games and tallied 32 tackles (20 solo), 4.0 tackles for loss, 3.5 sacks, four passes defended and one forced fumble. In Week 2 at Tennessee, he had four solo tackles, 2.0 tackles for loss, 2.0 sacks and one forced fumble.
- Played in 12 games (11 starts) in 2018 and had 37 tackles (28 solo), 13.0 tackles for loss, a team-leading 9.0 sacks, two forced fumbles, one fumble recovery, one pass defended, one blocked extra point and one blocked field goal. Started two postseason games and had four tackles (two solo), 2.0 tackles for loss and 1.0 sack.
- In Week 13, he had seven tackles (six solo), 3.0 tackles for loss and career highs in sacks (3.0) and forced fumbles (two). He was the first Colts player since Robert Mathis on 9/29/13 to register 3.0 sacks in a game. Since 1994, only six other players in the NFL had registered at least 3.0 sacks, at least 3.0 tackles for loss and at least two forced fumbles in the same game. Autry joined Von Miller as the second player to accomplish the feat in 2018. In Week 14, he was named AFC Defensive Player of the Week after posting four tackles (three solo), 2.0 tackles for loss and 2.0 sacks. He was the first Colt since Robert Mathis in 2013 to register 2.0 sacks or more in two straight games.
- Competed in all 16 games (three starts) in 2017 and posted 36 tackles (23 solo), 9.0 tackles for loss, 5.0 sacks and seven passes defended.
- In 2016, played in all 16 contests (seven starts) and totaled 29 tackles (21 solo), 6.0 tackles for loss, 2.5 sacks, two fumble recoveries and two passes defended. He played in one postseason contest and registered four solo tackles, 2.0 tackles for loss and one pass defended.
- Finished with 22 tackles (20 solo), 6.0 tackles for loss, 3.0 sacks and three passes defended in 2015.
- As a rookie in 2014, saw action in 10 games and notched 11 tackles (seven solo) and 3.0 tackles for loss.

## COLLEGE HIGHLIGHTS

- Played in 26 games (23 starts) in two seasons (2012-13) at Mississippi State after earning NJCAA All-America honors and winning a national championship (2011) during two seasons at East Mississippi Community College.
- As a senior for the Bulldogs in 2013, started all 13 games and collected 31 tackles (14 solo), 6.5 tackles for loss, 2.0 sacks, three passes defended and one forced fumble.
- After transferring to Mississippi State, saw action in all 13 games (10 starts) in 2012 and tallied 42 tackles (26 solo), 9.5 tackles for loss, 4.0 sacks, two passes defended, two forced fumbles and one interception.
- During his two seasons (2010-11) in junior college at East Mississippi Community College, posted 141 total tackles, 24.0 tackles for loss and 16.5 sacks.
- In 2011, helped lead the Lions to a 12-0 record, a state championship, a NJCAA national title and was named a 2011 NJCAA Football All-America first-team choice.
- Rated the No. 1 prospect on the *Jackson Clarion-Ledger* Juco Top 25 Most Wanted Prospects list.

## PERSONAL

- Attended Albemarle (N.C.) High School, where he was a standout two-way player at defensive end and tight end.
- As a senior, led Albemarle to a 12-2 record and totaled 142 tackles (104 solo), 9.0 sacks, five forced fumbles and four fumble recoveries.
- Named the All-SNAP Defensive Player of the Year, as well as the Rocky River Conference Defensive Player of the Year.
- Played in the NCAA East-West All-Star game.
- A native of Albemarle, N.C.

## ADDITIONAL TRANSACTIONS

- Signed to the Raiders active roster from the practice squad on October 25, 2014.
- Signed to the Oakland practice squad on September 1, 2014.
- Waived by the Raiders on August 30, 2014.
- Signed by Oakland as an undrafted free agent on May 20, 2014.







# 52 BEN BANOUGU

DEFENSIVE END



(BANN-uh-goo)

6-3 • 252

NFL EXP: 2 (2nd Year with Colts)

BORN: 1/19/96

**TCU** Texas Christian



Banogu was selected by the Colts in the second round (49th overall) of the 2019 NFL Draft.

## DOWN THE STRETCH

**What is on your bucket list:** I would like to travel the world. I would like to achieve all the goals that I have set out for myself as far as football. I also want to skydive.

**Do you have any nicknames:** In college I got Bombay and Bennie and the Jets.

**Do you have a pregame ritual:** Usually I just make sure I get a lap around the field. I listen to a certain playlist that I would go through throughout the whole year. I usually play it right before the game starts.

**What is your favorite TV show:** Growing up it was either "Dragon Ball Z" or "Drake and Josh."

**What is your favorite movie:** "Big Daddy"

**What is the best advice that you have ever gotten:** Stay true to yourself, just be you and everything else will take care of itself.

**Who is your mentor:** On the field it would probably be my coaches at TCU and my coach at ULM. Also, my brothers Prince, Michael and Wisdom.

**What are your pet peeves:** When people mispronounce my last name. I know it seems hard, but it is only six letters. People always try and add a little flavor to it because they feel like they need to. Also, when people think they are better than everybody else.

**Do you have any hidden talents:** I picked up juggling my senior year to ease my mind throughout the day. I would like to think I am kind of a comedian – I like to think I am funny.

**What is one thing you can't live without:** My mom's spaghetti.

### FULFILLING HIS PROMISE

Banogu had a chance to declare for the NFL Draft after his junior year when he was named a First Team All-Big 12 choice after posting 49 tackles (29 solo), 16.5 tackles for loss, 8.5 sacks, one pass defended and three forced fumbles. He was projected to go as high as the first round, but he wanted to finish his career the right way. "I feel like it would of been a disservice if I left without finishing," Banogu said. It was an easy decision because when he decided to transfer to TCU, he promised his mom that he would get his degree from there. "At the end of the day I just went back to my roots and I knew it was something I had to do."



@BENBANOUGU

@BENBANOUGU

# 52 BEN BANOGU

DEFENSIVE END



(BANN-uh-goo)

## FROM QB TO A HYBRID DEFENDER

Banogu didn't start playing defense until his sophomore year of high school. He played quarterback and had aspirations of being Prosper High School's starting quarterback until Davis Webb, who was selected by the New York Giants in the third round (87th overall) of the 2017 NFL Draft, won the starting job. "The coaches loved him obviously. So I was like, 'I need to find a way to get on the field somehow,'" Banogu said. He ended up switching to defensive end his sophomore year and the rest is history.

## NFL HIGHLIGHTS

- In 2019, saw action in all 16 games and totaled 11 tackles (seven solo), 3.0 tackles for loss, 2.5 sacks, one pass defended and one forced fumble. In Week 8 vs. Denver, he had one solo tackle, 1.0 sack, one pass defended and one forced fumble.

## COLLEGE HIGHLIGHTS

- Started 40 games during his college career at TCU and Louisiana-Monroe and finished with 151 tackles, 49.0 tackles for loss, 22.0 sacks, one pass defended, five forced fumbles and two fumble recoveries. At TCU, he started 27 games and finished with 106 tackles (71 solo), 34.5 tackles for loss, 17.0 sacks, one pass defended, five forced fumbles and two fumble recoveries.
- In 2018, he was named a First Team All-Big 12 choice and Honorable-Mention Big 12 Defensive Lineman of the Year after starting 13 games and recording 57 tackles (42 solo), 18.0 tackles for loss, 8.5 sacks, two forced fumbles and two fumble recoveries. He was also chosen as the Big 12 Defensive Player of the Week against Baylor.
- After transferring to TCU, he earned 2017 First Team All-Big 12 recognition and was Honorable Mention Big 12 Defensive Lineman of the Year after he accumulated 49 tackles (29 solo), 16.5 tackles for loss, 8.5 sacks, one pass defended and three forced fumbles.
- Sat out the 2016 season due to NCAA transfer rules.
- In 2015 with Louisiana-Monroe, he was named to the All-Sun Belt Newcomer Team after he started 13 games and recorded 45 tackles, 14.5 tackles for loss and 5.0 sacks.
- He redshirted the 2014 season at Louisiana-Monroe.

## PERSONAL

- Attended Prosper (Texas) High School and played under Head Coach Kent Scott.
- Earned third team all-district and third team all-state honors as a senior.
- As a senior, finished with 21.0 tackles for loss and 10.5 sacks.
- Earned three letters with the football program.
- Selected as one of *Dallas Morning News'* Top Five Players of the Week.
- Also earned all-district and all-area honors in track and field.
- Was born in Nigeria before his family moved to Texas.
- Participated in the Colts Youth Football Camp as well as the Lids for Kids event in 2019.
- Grew up in McKinney, Texas.



@BENBANOGU



@BENBANOGU





### BEN BANOGU'S - NFL REGULAR SEASON STATISTICS

DATE	TEAM	GP	GS	TACKLES							INTERCEPTIONS						FUMBLES			ST						MISC		
				TK	S	A	TFL	YDS	SK	YDS	QBH	NO	YDS	LG	TD	PD	FF	FR	YDS	TK	S	A	FF	FR	S	A		
2019	Colts	16	0	11	7	4	3	6	2.5	5.0	5	0	0	0	0	1	1	0	0	0	0	0	0	0	0	0	0	0
<b>TOTALS</b>		<b>16</b>	<b>0</b>	<b>11</b>	<b>7</b>	<b>4</b>	<b>3</b>	<b>6</b>	<b>2.5</b>	<b>5.0</b>	<b>5</b>	<b>0</b>	<b>0</b>	<b>0</b>	<b>0</b>	<b>1</b>	<b>1</b>	<b>0</b>	<b>0</b>	<b>0</b>	<b>0</b>	<b>0</b>	<b>0</b>	<b>0</b>	<b>0</b>	<b>0</b>	<b>0</b>	

### SINGLE-GAME HIGHS: DEFENSIVE

- Total Tackles** 2 vs. Houston Texans, Oct 20, 2019  
...2 more at 2.
- Sacks** 1.0 at Houston Texans, Nov 21, 2019  
...1 more at 1.0.
- Passes Defensed** 1 vs. Denver Broncos, Oct 27, 2019
- Forced Fumbles** 1 vs. Denver Broncos, Oct 27, 2019
- Tackles For Loss** 1 at Houston Texans, Nov 21, 2019  
...2 more at 1.

### 2019 GAME-BY-GAME REGULAR SEASON STATISTICS (COLTS)

DATE	OPPONENT	P/S	TACKLES							INTERCEPTIONS						FUMBLES			ST						MISC			SCORE
			TK	S	A	SK	YDS	TFL	YDS	QBH	NO	YDS	LG	TD	PD	FF	FR	YDS	TK	S	A	FF	FR	S	A	W/L		
09/08	at Chargers	P	1	0	1	0.5	3.0	0	0	2	0	0	0	0	0	0	0	0	0	0	0	0	0	0	0	L	24-30+	
09/15	at Titans	P	0	0	0	0.0	0.0	0	0	0	0	0	0	0	0	0	0	0	0	0	0	0	0	0	0	W	19-17	
09/22	Falcons	P	2	1	1	0.0	0.0	1	2	0	0	0	0	0	0	0	0	0	0	0	0	0	0	0	0	W	27-24	
09/29	Raiders	P	2	1	1	0.0	0.0	0	0	0	0	0	0	0	0	0	0	0	0	0	0	0	0	0	0	L	24-31	
10/06	at Chiefs	P	0	0	0	0.0	0.0	0	0	0	0	0	0	0	0	0	0	0	0	0	0	0	0	0	0	W	19-13	
10/20	Texans	P	2	2	0	0.0	0.0	1	3	0	0	0	0	0	0	0	0	0	0	0	0	0	0	0	0	W	30-23	
10/27	Broncos	P	1	1	0	1.0	1.0	0	0	1	0	0	0	0	1	1	0	0	0	0	0	0	0	0	0	W	15-13	
11/03	at Steelers	P	0	0	0	0.0	0.0	0	0	1	0	0	0	0	0	0	0	0	0	0	0	0	0	0	0	L	24-26	
11/10	Dolphins	P	0	0	0	0.0	0.0	0	0	0	0	0	0	0	0	0	0	0	0	0	0	0	0	0	0	L	12-16	
11/17	Jaguars	P	1	1	0	0.0	0.0	0	0	0	0	0	0	0	0	0	0	0	0	0	0	0	0	0	0	W	33-13	
11/21	at Texans	P	1	1	0	1.0	1.0	1	1	1	0	0	0	0	0	0	0	0	0	0	0	0	0	0	0	L	17-20	
12/01	Titans	P	0	0	0	0.0	0.0	0	0	0	0	0	0	0	0	0	0	0	0	0	0	0	0	0	0	L	17-31	
12/08	at Buccaneers	P	0	0	0	0.0	0.0	0	0	0	0	0	0	0	0	0	0	0	0	0	0	0	0	0	0	L	35-38	
12/16	at Saints	P	1	0	1	0.0	0.0	0	0	0	0	0	0	0	0	0	0	0	0	0	0	0	0	0	0	L	7-34	
12/22	Panthers	P	0	0	0	0.0	0.0	0	0	0	0	0	0	0	0	0	0	0	0	0	0	0	0	0	0	W	38-6	
12/29	at Jaguars	P	0	0	0	0.0	0.0	0	0	0	0	0	0	0	0	0	0	0	0	0	0	0	0	0	0	L	20-38	
<b>2019 TOTALS</b>		<b>16-0</b>	<b>11</b>	<b>7</b>	<b>4</b>	<b>2.5</b>	<b>5.0</b>	<b>3</b>	<b>6</b>	<b>5</b>	<b>0</b>	<b>0</b>	<b>0</b>	<b>0</b>	<b>1</b>	<b>1</b>	<b>0</b>	<b>0</b>	<b>0</b>	<b>0</b>	<b>0</b>	<b>0</b>	<b>0</b>	<b>0</b>	<b>0</b>	<b>0</b>	<b>0</b>	<b>7-9</b>

+ - Overtime



# 7

# JACOBY BRISSETT

QUARTERBACK



## 6-4 • 238

NFL EXP: 5 (4th Year with Colts)

BORN: 12/11/92



## NORTH CAROLINA STATE



Brissett was acquired by the Colts in a trade with the New England Patriots on September 2, 2017.

### DOWN THE STRETCH

**Favorite team and/or athlete outside of football:**

Carmelo Anthony and Kobe Bryant

**Favorite musician and/or song:** Jay-Z

**Hobbies outside of football:** I love watching TV.

**Favorite food:** Macaroni and cheese

**Favorite vacation spot:** Home (Palm Beach, Fla.)

**If you could have lunch with three people, living or dead, who would they be:** Dr. Martin Luther King, Jr., Michael Jordan and Warren Buffett

**What's the one thing you couldn't live without:**

Family

### DWYER PANTHERS PRIDE

Brissett was an extremely accomplished high school athlete at Dwyer High School in West Palm Beach, Fla. As a quarterback competing at the NFL level, it's not surprising he led his school to its first state football championship during his junior season. Basketball however was his first love. Playing point guard, he served as the hardwood equivalent of a quarterback and pieced together a tremendous prep hoops career. Brissett impressively won the Palm Beach County large classification Player of the Year award in both football and basketball as a senior.



After receiving basketball scholarships from the likes of Miami, South Carolina and Xavier, Brissett knew his ceiling was higher in football and chose to pursue a career on the gridiron.

### A LEGENDARY MENTOR

Legendary NFL coach Bill Parcells has a retirement home in Florida and developed a mentor relationship with Brissett while he attended Dwyer High School. The coach assisted Brissett with college decisions in addition to helping him through the NFL Combine and draft process. The two are so close that Brissett has stated Parcells fills the role of a grandfather (Brissett's biological grandfather passed away before he was born). The two remain close as Brissett continues his NFL career.



@JBRISSETT12

@JBRISSETT7



## LEADING THE WAY

In the summer of 2020, Brissett wanted to bring unity between his community and the police department while also having fun. He teamed up with the T.E.A.M. Elam Foundation and the Riviera Beach Police Department to host a bike ride called "Start the Cycle" to create unity and accountability within the city to better the community. The event lasted two days and included bike and helmet giveaways and also had a voter registration table with information from the census so people could become more educated. One of the goals of the event was to familiarize the community with the police officers in an environment filled with compassion, understanding and grace on both ends.



## NFL HIGHLIGHTS

- In four seasons with the Colts (2017-19) and Patriots (2016), has completed 584-of-975 passes for 6,442 yards with 31 touchdowns and 13 interceptions for an 84.6 passer rating in 38 career games (32 starts). Has contributed with 142 carries for 564 rushing yards and nine touchdowns.
- Started 15 games in 2019 and completed 272-of-447 passes for 2,942 yards with 18 touchdowns and six interceptions for an 88.0 passer rating. Also rushed 56 times for 228 yards and four touchdowns. In Week 1 at the Los Angeles Chargers, his 77.8 completion percentage is his best mark in a single game and his 120.7 passer rating is the third best single-game total of his career. In Week 3 vs. Atlanta, he completed 28-of-37 passes for 310 yards and two touchdowns for a 118.1 passer rating. His 28 completions marked a single-game career-high. He started the game with 16 consecutive completions, which tied Peyton Manning for the fifth-best streak in team history. In Week 4 vs. Oakland, Brissett completed 24-of-46 passes for 265 yards, three touchdowns and one interception. His 42 passing attempts set a new single-game career-high. In Week 7 vs. Houston, Brissett was named AFC Offensive Player of the Week (first of his career) after he completed 26-of-39 passes for 326 yards and four touchdowns. His four touchdowns, 326 passing yards and 126.7 passer rating are all single-game career highs.
- In 2018, he appeared in four games and completed 2-of-4 passes.

## NFL HIGHLIGHTS CONT...

- In 2017, with the Colts, started 15-of-16 games and completed 276-of-469 passes for 3,098 yards, 13 touchdowns and seven interceptions for an 81.7 passer rating. Also contributed with 63 rushes for 260 yards and four touchdowns. His four rushing touchdowns were tied for the second most in franchise history by a quarterback in a single year (Andrew Luck, five in 2012).
- Started two of three games he saw action in during the 2016 season with New England and completed 34-of-55 passes for 400 yards while also running the ball 16 times for 83 yards and one touchdown. He finished the year with an 83.9 passer rating.

## COLLEGE HIGHLIGHTS

- Spent two seasons at the University of Florida (2011-12) before transferring to North Carolina State in 2013. After sitting out the 2013 season, he played two seasons for the Wolfpack (2014-15) and completed 458-of-765 passes for 5,268 yards in 26 games, all of which he started.
- In his 2015 senior season, threw for 2,662 yards and 20 touchdowns, which tied for the third-most in the ACC, while completing 237-of-395 passes. Brissett also ran the ball 139 times for 370 yards and six touchdowns.
- Started all 13 games he saw action in during his 2014 redshirt junior season and completed 221-of-370 passes for 2,606 yards and 23 touchdowns. He also ran the ball 124 times for 529 yards and three touchdowns.
- Was one of three quarterbacks in college football to record 2,000 passing yards, 300 rushing yards, 20 passing touchdowns and less than five interceptions, with the other two being Oregon's Marcus Mariota and UCLA's Brett Hundley.
- His 23 touchdowns in 2014 were the seventh-most in a season in school history.
- Threw 187 consecutive passes without an interception during the season, the seventh-longest streak in ACC history.
- The North Carolina State offense in 2014 finished third among ACC teams in total offense with 241.2 yards per game.
- Brissett's efficiency rating of 136.7 ranks fifth-best in single-season school history.
- Sat out the 2013 season after transferring from Florida.
- At Florida, saw action in 13 games and completed 41-of-74 passes for 455 yards and three touchdowns.
- In his 2012 season at Florida, played in five games (two starts) and completed 23-of-35 passes for 249 yards and one touchdown. He also rushed for one score.
- During his freshman campaign in 2011, took his first collegiate snap as the starter at Florida, becoming the first true freshman in school history to do so. Completed 18-of-39 passes for 206 yards and two touchdowns in two starts. He also rushed for two scores.



## PERSONAL

- Attended Dwyer High School in West Palm Beach, Fla.
- Participated in the 2011 U.S. Army All-American Bowl.
- Was ranked as the third-best quarterback in the nation among his 2011 recruiting class.
- Received Lou Groza Palm Beach County High School Player of the Year honors.
- Helped his team reach the state 4A semifinals with a 12-2 record in his senior year after passing for 2,743 yards and 32 touchdowns and only one interception.
- Led Dwyer to its first state championship in his junior season.
- Majored in communication.
- Participated in numerous community events with the Colts, including the Haunted Runway, the Lids for Kids event and Caroling at Riley Hospital for Children.
- In the summer of 2020, he hosted Start the Cycle in Riviera Beach which was a bike ride aimed at creating unity and accountability within the city and coming together to better the community.
- A native of West Palm Beach, Fla.

## ADDITIONAL TRANSACTIONS

- Selected by the Patriots in the third round (91st overall) of the 2016 NFL Draft.

## JACOBY BRISSETT'S - NFL REGULAR SEASON STATISTICS

DATE	TEAM	GP	GS	ATT.	CMP.	PCT.	YDS	AVG.	TD	INT.	LG	SK	LST	RATE
2016	Patriots	3	2	55	34	61.8	400	7.3	0	0	58	6	46	83.9
2017	Colts	16	15	469	276	58.8	3,098	6.6	13	7	80t	52	305	81.7
2018	Colts	4	0	4	2	50.0	2	0.5	0	0	4	0	0	56.3
2019	Colts	15	15	447	272	60.9	2,942	6.6	18	6	50	27	159	88.0
<b>TOTALS</b>		<b>38</b>	<b>32</b>	<b>975</b>	<b>584</b>	<b>59.9</b>	<b>6,442</b>	<b>6.6</b>	<b>31</b>	<b>13</b>	<b>80t</b>	<b>85</b>	<b>510</b>	<b>84.6</b>

## JACOBY BRISSETT'S - NFL POSTSEASON STATISTICS

DATE	TEAM	GP	GS	ATT.	CMP.	PCT.	YDS	AVG.	TD	INT.	LG	SK	LST	RATE
2016	Patriots	0	0	0	0	0.0	0	0.0	0	0	0	0	0	0.0
2018	Colts	0	0	0	0	0.0	0	0.0	0	0	0	0	0	0.0
<b>TOTALS</b>		<b>0</b>	<b>0</b>	<b>0</b>	<b>0</b>	<b>0.0</b>	<b>0</b>	<b>0.0</b>	<b>0</b>	<b>0</b>	<b>0</b>	<b>0</b>	<b>0</b>	<b>0.0</b>

## JACOBY BRISSETT'S - NFL REGULAR SEASON STATISTICS

DATE	TEAM	NO.	YDS.	AVG.	LG	TD
2016	Patriots	16	83	5.2	27t	1
2017	Colts	63	260	4.1	25	4
2018	Colts	7	-7	-1.0	0	0
2019	Colts	56	228	4.1	24	4
<b>TOTALS</b>		<b>142</b>	<b>564</b>	<b>4.0</b>	<b>27t</b>	<b>9</b>





## JACOBY BRISSETT'S - NFL POSTSEASON STATISTICS

DATE	TEAM	NO.	YDS.	AVG.	LG	TD
2016	Patriots	0	0	0.0	0	0
2018	Colts	0	0	0.0	0	0
<b>TOTALS</b>		<b>0</b>	<b>0</b>	<b>0.0</b>	<b>0</b>	<b>0</b>

## SINGLE-GAME HIGHS: QUARTERBACK

<b>Pass Attempts</b>	46 vs. Oakland Raiders, Sep 29, 2019 40 vs. Tennessee Titans, Dec 01, 2019 39 vs. Houston Texans, Oct 20, 2019 ...1 more at 39.	<b>Passer Rating</b>	126.7 vs. Houston Texans, Oct 20, 2019 122.6 at Houston Texans, Nov 05, 2017 120.7 at Los Angeles Chargers, Sep 08, 2019
<b>Pass Completions</b>	28 vs. Atlanta Falcons, Sep 22, 2019 26 vs. Houston Texans, Oct 20, 2019 25 vs. Tennessee Titans, Dec 01, 2019 ...1 more at 25.	<b>Rush Attempts</b>	8 vs. San Francisco 49ers, Oct 08, 2017 ...1 more at 8.
<b>Yards Passing</b>	326 vs. Houston Texans, Oct 20, 2019 319 vs. Tennessee Titans, Dec 01, 2019 314 vs. San Francisco 49ers, Oct 08, 2017	<b>Rushing Yards</b>	48 vs. Houston Texans, Sep 22, 2016 37 vs. Carolina Panthers, Dec 22, 2019 36 at Jacksonville Jaguars, Dec 03, 2017
<b>TD Passes</b>	4 vs. Houston Texans, Oct 20, 2019 3 vs. Oakland Raiders, Sep 29, 2019 ...1 more at 3.	<b>Longest Runs</b>	27t vs. Houston Texans, Sep 22, 2016 25 at Seattle Seahawks, Oct 01, 2017 24 vs. Carolina Panthers, Dec 22, 2019
<b>Long Passes</b>	80t at Houston Texans, Nov 05, 2017 63 vs. San Francisco 49ers, Oct 08, 2017 61t vs. Pittsburgh Steelers, Nov 12, 2017 ...1 more at 61.	<b>Rushing TDs</b>	2 vs. Cleveland Browns, Sep 24, 2017 1 vs. Carolina Panthers, Dec 22, 2019 ...6 more at 1.
<b>Completion Percentage</b>	77.8 at Los Angeles Chargers, Sep 08, 2019 75.7 vs. Atlanta Falcons, Sep 22, 2019 70.8 vs. Cleveland Browns, Sep 24, 2017		

## 2016 GAME-BY-GAME REGULAR SEASON STATISTICS (PATRIOTS)

DATE	OPPONENT	P/S	PASSING											RUSHING				W/L	SCORE				
			ATT	CMP	YDS	PCT	Y/A	Y/C	TD	INT	LG	SK/YD	RATE	ATT	YDS	LG	TD						
09/11	at Cardinals																					W	23-21
09/18	Dolphins	P	9	6	92	66.7	10.2	15.3	0	0	37	2/22	100.2	4	12	10	0	W	31-24				
09/22	Texans	S	19	11	103	57.9	5.4	9.4	0	0	27	1/6	72.9	8	48	27t	1	W	27-0				
10/02	Bills	S	27	17	205	63.0	7.6	12.1	0	0	58	3/18	86.2	4	23	10	0	L	0-16				
10/09	at Browns																	W	33-13				
10/16	Bengals																	W	35-17				
10/23	at Steelers																	W	27-16				
10/30	at Bills																	W	41-25				
11/13	Seahawks																	L	24-31				
11/20	at 49ers																	W	30-17				
11/27	at Jets																	W	22-17				
12/04	Rams																	W	26-10				
12/12	Ravens																	W	30-23				
12/18	at Broncos																	W	16-3				
12/24	Jets																	W	41-3				
01/01	at Dolphins																	W	35-14				
<b>2016 TOTALS</b>		<b>3-2</b>	<b>55</b>	<b>34</b>	<b>400</b>	<b>61.8</b>	<b>7.3</b>	<b>11.8</b>	<b>0</b>	<b>0</b>	<b>58</b>	<b>6/46</b>	<b>83.9</b>	<b>16</b>	<b>83</b>	<b>27t</b>	<b>1</b>	<b>14-2</b>					



## 2017 GAME-BY-GAME REGULAR SEASON STATISTICS (COLTS)

DATE	OPPONENT	P/S	PASSING											RUSHING				W/L	SCORE
			ATT	CMP	YDS	PCT	Y/A	Y/C	TD	INT	LG	SK/YD	RATE	ATT	YDS	LG	TD		
09/10	at Rams	P	3	2	51	66.7	17.0	25.5	0	0	50	0/0	109.7	0	0	0	0	L	9-46
09/17	Cardinals	S	37	20	216	54.1	5.8	10.8	0	1	20	4/26	60.2	6	22	11	0	L	13-16+
09/24	Browns	S	24	17	259	70.8	10.8	15.2	1	0	61t	3/16	120.0	5	14	8	2	W	31-28
10/01	at Seahawks	S	29	16	157	55.2	5.4	9.8	1	1	32	3/18	67.7	3	33	25	0	L	18-46
10/08	49ers	S	34	22	314	64.7	9.2	14.3	0	1	63	4/26	82.2	8	14	5	1	W	26-23+
10/16	at Titans	S	37	21	212	56.8	5.7	10.1	1	0	23	1/0	82.3	4	15	7	0	L	22-36
10/22	Jaguars	S	37	22	200	59.5	5.4	9.1	0	0	34	10/64	74.2	5	31	14	0	L	0-27
10/29	at Bengals	S	39	25	233	64.1	6.0	9.3	2	1	24t	4/17	86.8	1	6	6	0	L	23-24
11/05	at Texans	S	30	20	308	66.7	10.3	15.4	2	0	80t	3/29	122.6	2	12	13	0	W	20-14
11/12	Steelers	S	24	14	222	58.3	9.3	15.9	2	1	61t	3/26	99.7	4	7	4	0	L	17-20
11/26	Titans	S	29	17	196	58.6	6.8	11.5	0	0	26	8/31	79.1	3	16	12	0	L	16-20
12/03	at Jaguars	S	36	21	174	58.3	4.8	8.3	1	2	40t	4/25	56.9	6	36	12	0	L	10-30
12/10	at Bills	S	22	11	69	50.0	3.1	6.3	1	0	11	1/5	72.0	3	10	8	0	L	7-13+
12/14	Broncos	S	30	17	158	56.7	5.3	9.3	0	0	22	1/0	71.2	5	18	7t	1	L	13-25
12/23	at Ravens	S	33	16	215	48.5	6.5	13.4	1	0	29	2/12	79.7	3	8	7	0	L	16-23
12/31	Texans	S	25	15	114	60.0	4.6	7.6	1	0	22	1/10	84.4	5	18	15	0	W	22-13
<b>2017 TOTALS</b>	<b>16-15</b>		<b>469</b>	<b>276</b>	<b>3,098</b>	<b>58.8</b>	<b>6.6</b>	<b>11.2</b>	<b>13</b>	<b>7</b>	<b>80t</b>	<b>52/305</b>	<b>81.7</b>	<b>63</b>	<b>260</b>	<b>25</b>	<b>4</b>	<b>4-12</b>	

+ - Overtime

## 2018 GAME-BY-GAME REGULAR SEASON STATISTICS (COLTS)

DATE	OPPONENT	P/S	PASSING											RUSHING				W/L	SCORE
			ATT	CMP	YDS	PCT	Y/A	Y/C	TD	INT	LG	SK/YD	RATE	ATT	YDS	LG	TD		
09/09	Bengals		DID NOT PLAY (NON-INJURY)															L	23-34
09/16	at Washington		DID NOT PLAY (NON-INJURY)															W	21-9
09/23	at Eagles	P	1	0	0	0.0	0.0	0.0	0	0	0	0/0	39.6	0	0	0	0	L	16-20
09/30	Texans		DID NOT PLAY (NON-INJURY)															L	34-37+
10/04	at Patriots		DID NOT PLAY (NON-INJURY)															L	24-38
10/14	at Jets		DID NOT PLAY (NON-INJURY)															L	34-42
10/21	Bills	P	0	0	0	0.0	0.0	0	0	0	0/0	0.0	4	-4	-1	0	W	37-5	
10/28	at Raiders		DID NOT PLAY (NON-INJURY)															W	42-28
11/11	Jaguars		DID NOT PLAY (NON-INJURY)															W	29-26
11/18	Titans	P	2	1	-2	50.0	-1.0	-2.0	0	0	-2	0/0	56.2	3	-3	-1	0	W	38-10
11/25	Dolphins	P	1	1	4	100.0	4.0	4.0	0	0	4	0/0	83.3	0	0	0	0	W	27-24
12/02	at Jaguars		DID NOT PLAY (NON-INJURY)															L	0-6
12/09	at Texans		DID NOT PLAY (NON-INJURY)															W	24-21
12/16	Cowboys		DID NOT PLAY (NON-INJURY)															W	23-0
12/23	Giants		DID NOT PLAY (NON-INJURY)															W	28-27
12/30	at Titans		DID NOT PLAY (NON-INJURY)															W	33-17
<b>2018 TOTALS</b>	<b>4-0</b>		<b>4</b>	<b>2</b>	<b>2</b>	<b>50.0</b>	<b>0.5</b>	<b>1.0</b>	<b>0</b>	<b>0</b>	<b>4</b>	<b>0/0</b>	<b>56.3</b>	<b>7</b>	<b>-7</b>	<b>-1</b>	<b>0</b>	<b>10-6</b>	

+ - Overtime

## 2019 GAME-BY-GAME REGULAR SEASON STATISTICS (COLTS)

DATE	OPPONENT	P/S	PASSING											RUSHING				W/L	SCORE
			ATT	CMP	YDS	PCT	Y/A	Y/C	TD	INT	LG	SK/YD	RATE	ATT	YDS	LG	TD		
09/08	at Chargers	S	27	21	190	77.8	7.0	9.0	2	0	25	2/17	120.7	3	9	6	0	L	24-30+
09/15	at Titans	S	28	17	146	60.7	5.2	8.6	3	1	19	3/25	95.2	7	25	7	0	W	19-17
09/22	Falcons	S	37	28	310	75.7	8.4	11.1	2	0	35	1/10	118.1	3	4	6	0	W	27-24
09/29	Raiders	S	46	24	265	52.2	5.8	11.0	3	1	48t	0/0	82.2	5	19	9	0	L	24-31
10/06	at Chiefs	S	29	18	151	62.1	5.2	8.4	0	1	18	0/0	61.1	6	9	7	1	W	19-13
10/20	Texans	S	39	26	326	66.7	8.4	12.5	4	0	34	1/5	126.7	5	6	5	0	W	30-23
10/27	Broncos	S	25	15	202	60.0	8.1	13.5	0	0	35	4/11	85.8	6	34	8	0	W	15-13
11/03	at Steelers	S	5	4	59	80.0	11.8	14.8	0	0	27	1/4	115.8	2	4	7	0	L	24-26
11/10	Dolphins		INACTIVE															L	12-16
11/17	Jaguars	S	24	15	148	62.5	6.2	9.9	1	1	31	3/23	76.4	2	12	7	1	W	33-13
11/21	at Texans	S	25	16	129	64.0	5.2	8.1	0	0	14	1/8	76.9	4	20	8	1	L	17-20
12/01	Titans	S	40	25	319	62.5	8.0	12.8	1	2	26	3/10	74.9	1	-1	-1	0	L	17-31
12/08	at Buccaneers	S	36	19	251	52.8	7.0	13.2	2	0	50	1/8	93.6	4	26	9	0	L	35-38
12/16	at Saints	S	34	18	165	52.9	4.9	9.2	0	0	24	1/6	66.4	1	7	7	0	L	7-34
12/22	Panthers	S	27	14	119	51.9	4.4	8.5	0	0	21	3/13	63.7	3	37	24	1	W	38-6
12/29	at Jaguars	S	25	12	162	48.0	6.5	13.5	0	0	33	3/19	69.1	4	17	9	0	L	20-38
<b>2019 TOTALS</b>	<b>15-15</b>		<b>447</b>	<b>272</b>	<b>2,942</b>	<b>60.9</b>	<b>6.6</b>	<b>10.8</b>	<b>18</b>	<b>6</b>	<b>50</b>	<b>27/159</b>	<b>88.0</b>	<b>56</b>	<b>228</b>	<b>24</b>	<b>4</b>	<b>7-9</b>	

+ - Overtime



7

JACOBY BRISSETT

QUARTERBACK



## 2016 GAME-BY-GAME POSTSEASON STATISTICS (PATRIOTS)

DATE	OPPONENT	P/S	PASSING											RUSHING				W/L	SCORE							
			ATT	CMP	YDS	PCT	Y/A	Y/C	TD	INT	LG	SK/YD	RATE	ATT	YDS	LG	TD									
01/14	Texans																							W	34-16	
01/22	Steelers																								W	36-17
02/05	at Falcons																								W	34-28+
<b>2016 TOTALS</b>		<b>0-0</b>	<b>0</b>	<b>0</b>	<b>0</b>	<b>0.0</b>	<b>0.0</b>	<b>0.0</b>	<b>0</b>	<b>0</b>	<b>0</b>	<b>0/0</b>	<b>0.0</b>	<b>0</b>	<b>0</b>	<b>0</b>	<b>0</b>	<b>0</b>	<b>0</b>	<b>0</b>	<b>0</b>	<b>0</b>	<b>0</b>	<b>3-0</b>		

+ - Overtime

## 2018 GAME-BY-GAME POSTSEASON STATISTICS (COLTS)

DATE	OPPONENT	P/S	PASSING											RUSHING				W/L	SCORE							
			ATT	CMP	YDS	PCT	Y/A	Y/C	TD	INT	LG	SK/YD	RATE	ATT	YDS	LG	TD									
01/05	at Texans																								W	21-7
01/12	at Chiefs																								L	13-31
<b>2018 TOTALS</b>		<b>0-0</b>	<b>0</b>	<b>0</b>	<b>0</b>	<b>0.0</b>	<b>0.0</b>	<b>0.0</b>	<b>0</b>	<b>0</b>	<b>0</b>	<b>0/0</b>	<b>0.0</b>	<b>0</b>	<b>0</b>	<b>0</b>	<b>0</b>	<b>0</b>	<b>0</b>	<b>0</b>	<b>0</b>	<b>0</b>	<b>0</b>	<b>1-1</b>		



@JBRISSETT12



@JBRISSETT7



# ORLANDO BROWN

RUNNING BACK



## ORLANDO BROWN'S - NFL REGULAR SEASON STATISTICS

DATE	TEAM	RUSHING							RECEIVING				
		GP	GS	NO.	YDS.	AVG.	LG	TD	NO.	YDS	AVG	LG	TD
1985	Colts	0	0	0	0	0.0	0	0	0	0	0.0	0	0
1986	Colts	0	0	0	0	0.0	0	0	0	0	0.0	0	0
1987	Colts	0	0	0	0	0.0	0	0	0	0	0.0	0	0
Went from Indianapolis to N.Y. Jets.													
1987	Jets	3	3	0	0	0.0	0	0	0	0	0.0	0	0
1987	TOTAL	3	3	0	0	0.0	0	0	0	0	0.0	0	0
<b>TOTALS</b>		<b>3</b>	<b>3</b>	<b>0</b>	<b>0</b>	<b>0.0</b>	<b>0</b>	<b>0</b>	<b>0</b>	<b>0</b>	<b>0.0</b>	<b>0</b>	<b>0</b>

## ORLANDO BROWN'S - NFL REGULAR SEASON STATISTICS

DATE	TEAM	KICKOFF RETURNS					PUNT RETURNS					
		RET.	YDS.	AVG.	LG	TD	NO.	FC	YDS	AVG	LG	TD
1985	Colts	0	0	0.0	0	0	0	0	0	0.0	0	0
1986	Colts	0	0	0.0	0	0	0	0	0	0.0	0	0
1987	Colts	0	0	0.0	0	0	0	0	0	0.0	0	0
Went from Indianapolis to N.Y. Jets.												
1987	Jets	0	0	0.0	0	0	0	0	0	0.0	0	0
1987	TOTAL	0	0	0.0	0	0	0	0	0	0.0	0	0
<b>TOTALS</b>		<b>0</b>	<b>0</b>	<b>0.0</b>	<b>0</b>	<b>0</b>	<b>0</b>	<b>0</b>	<b>0</b>	<b>0.0</b>	<b>0</b>	<b>0</b>

## 1985 GAME-BY-GAME REGULAR SEASON STATISTICS (COLTS)

DATE	OPPONENT	P/S	RUSHING					RECEIVING					W/L	SCORE
			NO	YDS	AVG	LG	TD	NO	YDS	AVG	LG	TD		
09/08	at Steelers												L	0-0
09/15	at Dolphins												L	0-0
09/22	Lions												L	0-0
<b>1985 TOTALS</b>		<b>0-0</b>	<b>0</b>	<b>0</b>	<b>0.0</b>	<b>0</b>	<b>0</b>	<b>0</b>	<b>0</b>	<b>0.0</b>	<b>0</b>	<b>0</b>	<b>0</b>	<b>0-3</b>

## 1986 GAME-BY-GAME REGULAR SEASON STATISTICS (COLTS)

DATE	OPPONENT	P/S	RUSHING					RECEIVING					W/L	SCORE
			NO	YDS	AVG	LG	TD	NO	YDS	AVG	LG	TD		
09/07	at Patriots												L	0-0
09/14	at Dolphins												L	0-0
09/21	Rams												L	0-0
<b>1986 TOTALS</b>		<b>0-0</b>	<b>0</b>	<b>0</b>	<b>0.0</b>	<b>0</b>	<b>0</b>	<b>0</b>	<b>0</b>	<b>0.0</b>	<b>0</b>	<b>0</b>	<b>0</b>	<b>0-3</b>

## 1987 GAME-BY-GAME REGULAR SEASON STATISTICS (COLTS/JETS)

DATE	OPPONENT	P/S	RUSHING					RECEIVING					W/L	SCORE
			NO	YDS	AVG	LG	TD	NO	YDS	AVG	LG	TD		
09/13	Bengals												L	0-0
09/20	Dolphins												L	0-0
10/04	at Bills												L	0-0
10/11	Jets												L	0-0
Went from Colts to Jets.														
10/18	Dolphins												L	0-0
10/25	at Washington												L	0-0
11/01	Colts												L	0-0
11/09	Seahawks												L	0-0
11/15	at Chiefs												L	0-0
11/22	Bills												L	0-0
11/29	Bengals												L	0-0
12/07	at Dolphins												L	0-0
12/13	at Patriots	S	0	0	0.0	0	0	0	0	0.0	0	0	L	0-0
12/20	Eagles	S	0	0	0.0	0	0	0	0	0.0	0	0	L	0-0
12/27	at Giants	S	0	0	0.0	0	0	0	0	0.0	0	0	L	0-0
<b>1987 TOTALS</b>		<b>3-3</b>	<b>0</b>	<b>0</b>	<b>0.0</b>	<b>0</b>	<b>0</b>	<b>0</b>	<b>0</b>	<b>0.0</b>	<b>0</b>	<b>0</b>	<b>0</b>	<b>0-15</b>



# 99 DEFOREST BUCKNER

DEFENSIVE TACKLE



(duh-FORE-ist)

6-7 • 295

NFL EXP: 5 (1st Year with Colts)

BORN: 3/17/94

**O** OREGON



Buckner was acquired by the Colts in a trade with the San Francisco 49ers on March 18, 2020.

## DOWN THE STRETCH

**What is on your bucket list:** Travel to at least 10 countries

**Do you have any pets:** We have a little Cavalier Poodle mix named Kimmo.

**Do you have a pregame ritual:** Hot tub/cold tub

**Do you have any nicknames:** DeFo or Buck

**What is the best advice you've been given:** Be the best version of yourself.

**Who is your mentor:** My father-in-law Lance Shebelut.

**Who is your favorite artist:** Drake

**What is your favorite food:** Hawaiian Food

**What is your favorite vacation spot:** Italy

**What is your favorite TV show:** "The Office"

**What are your pet peeves:** Laziness

**What is one thing you can't live without:** My family

**Who was your favorite athlete growing up:** LeBron James

**What are your hobbies off the field:** Hunting, fishing, golfing, video games


### Dr. DeFo

While at Oregon, Buckner started to dive into art and took the class "Art of the Athlete" which provides engagement for the student athletes through visual arts. His professor gave him the nickname, "Dr. DeFo" because of his passion and focus with his art. At the end of his time in the class, he was awarded the breakout artist award for his piece titled "King of Pop" that featured himself imitating Michael Jackson performing music, which was spray painted on vinyl.



### GROWING UP FAST

Growing up in Hawaii, Buckner was never a child who caused trouble. However, he had to mature quickly as a 13-year-old when an accident changed his family's lifestyle. His father, George, was in a motorcycle accident that required him to have heart surgery. After falling into a coma, George rehabbed and recovered. Buckner knew that he had to step up for his family by doing chores around the house to help while he also continued to mentor his brother. All the while, he was starting to become a standout in football and basketball. He credits that experience to how he developed as a man both on and off the field.



### NFL HIGHLIGHTS

- Started 63 games in four seasons (2016-19) with the 49ers and recorded 262 tackles (165 solo), 38.0 tackles for loss, 28.5 sacks, 11 passes defended, three forced fumbles and seven fumble recoveries.
- In 2019, was named an Associated Press Second Team All-Pro after he started all 16 games and totaled 61 tackles (33 solo), 9.0 tackles for loss, 7.5 sacks, two passes defended and had single-season career highs in forced fumbles (two) and fumble recoveries (four), with one returned for a touchdown. According to the Elias Sports Bureau, he became the first 49er to tally four-or-more fumble recoveries in a single season since 1988. Started three postseason games and recorded 12 tackles (nine solo), 2.0 tackles for loss, 2.5 sacks, one forced fumble and one fumble recovery. In Super Bowl LIV, he tallied six tackles (three solo), 1.0 tackle for loss and a game-high 1.5 sacks. In Week 3, he had a team-high 10 tackles (six solo), 1.0 sack, one forced fumble and one fumble recovery vs. Pittsburgh.
- Selected to his first career Pro Bowl after he started 16 games in 2018 and compiled 67 tackles (44 solo), 17.0 tackles for loss, a single-season career-high 12.0 sacks, three passes defended and one fumble recovery. His 12.0 sacks ranked third in the NFL among defensive tackles and were the fourth-most by a 49er in a single season since 2000. Tallied seven tackles (three solo), 3.0 tackles for loss and a single-game career-high 2.5 sacks in Week 1 at Minnesota, which also tied for the third-most sacks in a single game by a 49er since 2010. Registered a career-high 11 tackles (seven solo), 4.0 tackles for loss and 2.0 sacks in Week 15 vs. Seattle. It was his third game with 2.0-or-more sacks on the season.
- In 2017, started all 16 games and accumulated 61 tackles (45 solo), 5.0 tackles for loss, 3.0 sacks, five passes defended and one forced fumble. Recorded five solo tackles and his first-career forced fumble in Week 3 vs. the Los Angeles Rams.

### NFL HIGHLIGHTS CONT...

- Selected to the PFWA All-Rookie Team after he started 15 games and totaled 73 tackles (43 solo), 7.0 tackles for loss, 6.0 sacks, one pass defended and two fumble recoveries. His 73 tackles ranked second among all NFL defensive tackles. His 6.0 sacks tied for a team high, ranked fourth among rookies and tied for the sixth-most sacks by a 49er rookie in franchise history. Recorded nine tackles (five solo), 2.0 sacks and one fumble recovery in Week 6 at Buffalo. It was his first-career game with 2.0 sacks.

### COLLEGE HIGHLIGHTS

- Appeared in 54 games at Oregon and registered 232 tackles (106 solo), 36.0 tackles for loss, 18.0 sacks and nine passes defended.
- In 2015, he was named First Team All-America by *USA Today* and Second Team All-America by The Associated Press after he appeared in all 13 games and totaled 83 tackles (43 solo), 17.0 tackles for loss, 10.5 sacks and five passes defended. Also was named the PAC-12 Defensive Player of the Year and was the recipient of the Morris Trophy, which is an honor voted on by opposing PAC-12 offensive linemen.
- As a junior, he was named Second Team All-PAC-12 after he started 15 games and tallied 81 tackles (36 solo), 13.0 tackles for loss, 4.0 sacks and four passes defended.
- In 2013, he played in 13 games (eight starts) and accumulated 39 tackles (12 solo), 3.5 tackles for loss and 2.5 sacks.
- As a freshman, he appeared in 13 games (two starts) and recorded 29 tackles (15 solo), 2.5 tackles for loss and 1.0 sack. He received the Casanova Award, which is awarded to the team's top first-year player.

### PERSONAL

- Attended Punahou (Hawaii) High School and was named first-team all-state his senior year.
- Was a four-year letterman in basketball and earned first-team all-state and First Team All-ILH (Interscholastic League of Honolulu) as a senior after averaging 11.3 points and 8.9 rebounds a game.
- Represented 'Beyond Differences' for the 2019 My Cause My Cleats campaign.
- Received the 2019 Bill Walsh Award, which was established in 2004 and is voted on by the coaching staff and given to the 49er who best represented the standard of professional excellence established by Walsh.
- In 2018, he was the recipient of the 49ers Len Eshmont Award, which is voted on by the team and given to the player who best exemplifies inspirational and courageous play.

**PERSONAL CONT...**

- Participated in many community events with the 49ers, including the Crucial Catch Fashion Show, serving Thanksgiving dinner to people in need and taking local youth on a holiday shopping spree.
- Majored in criminology.
- Married to his wife, Ashlyn, and they have a son, Dominic.
- A native of Honolulu, Hawaii.

**ADDITIONAL TRANSACTIONS**

- Selected by the San Francisco 49ers in the first round (seventh overall) of the 2016 NFL Draft.

**MOST SACKS IN THE NFL AMONG DEFENSIVE TACKLES, SINCE 2016**

AARON DONALD	52.0
CHRIS JONES	33.0
GENO ATKINS	32.5
CAMERON HEYWARD	32.0
DEFOREST BUCKNER	28.5

**MOST TFLS IN THE NFL AMONG DEFENSIVE TACKLES, SINCE 2016**

AARON DONALD	77.0
CAMERON HEYWARD	41.0
GENO ATKINS	40.0
AKIEM HICKS	39.0
GRADY JARRETT	39.0
DEFOREST BUCKNER	38.0

**MOST TFLS IN THE NFL AMONG DEFENSIVE TACKLES, 2018 SEASON**

AARON DONALD	25.0
CHRIS JONES	19.0
DEFOREST BUCKNER	17.0
GENO ATKINS	13.0
DENICO AUTRY	13.0

**MOST SOLO TACKLES IN THE NFL AMONG DEFENSIVE TACKLES, SINCE 2016**

DAMON HARRISON SR.	187
DEFOREST BUCKNER	165
LINVAL JOSEPH	139
AARON DONALD	138

**MOST TACKLES IN THE NFL AMONG DEFENSIVE TACKLES, SINCE 2016**

DAMON HARRISON SR.	292
DEFOREST BUCKNER	262
LINVAL JOSEPH	247
GRADY JARRETT	224
NDAMUKONG SUH	220

**MOST SACKS IN THE NFL AMONG DEFENSIVE TACKLES, 2018 SEASON**

AARON DONALD	20.5
CHRIS JONES	15.5
DEFOREST BUCKNER	12.0
FLETCHER COX	10.5
JARRAN REED	10.5



### DEFOREST BUCKNER'S - NFL REGULAR SEASON STATISTICS

DATE	TEAM	GP	GS	TACKLES							INTERCEPTIONS					FUMBLES			ST				MISC				
				TK	S	A	TFL	YDS	SK	YDS	QBH	NO	YDS	LG	TD	PD	FF	FR	YDS	TK	S	A	FF	FR	S	A	
2016	49ers	15	15	73	43	30	7	34	6.0	26.0	18	0	0	0	0	1	0	2	0	0	0	0	0	0	0	0	0
2017	49ers	16	16	61	45	16	5	19	3.0	21.0	22	0	0	0	0	5	1	0	0	0	0	0	0	0	0	0	
2018	49ers	16	16	67	44	23	17	77	12.0	71.0	20	0	0	0	0	3	0	1	0	0	0	0	0	0	0	0	
2019	49ers	16	16	61	33	28	9	39	7.5	47.0	14	0	0	0	0	2	2	4	12	1	1	0	0	0	0	0	
<b>TOTALS</b>		<b>63</b>	<b>63</b>	<b>262</b>	<b>165</b>	<b>97</b>	<b>38</b>	<b>169</b>	<b>28.5</b>	<b>165.0</b>	<b>74</b>	<b>0</b>	<b>0</b>	<b>0</b>	<b>0</b>	<b>11</b>	<b>3</b>	<b>7</b>	<b>12</b>	<b>1</b>	<b>1</b>	<b>0</b>	<b>0</b>	<b>0</b>	<b>0</b>	<b>0</b>	

### DEFOREST BUCKNER'S - NFL POSTSEASON STATISTICS

DATE	TEAM	GP	GS	TACKLES							INTERCEPTIONS					FUMBLES			ST				MISC			
				TK	S	A	TFL	YDS	SK	YDS	QBH	NO	YDS	LG	TD	PD	FF	FR	YDS	TK	S	A	FF	FR	S	A
2019	49ers	3	3	12	9	3	2	10	2.5	17.5	4	0	0	0	0	1	1	0	0	0	0	0	0	0	0	0
<b>TOTALS</b>		<b>3</b>	<b>3</b>	<b>12</b>	<b>9</b>	<b>3</b>	<b>2</b>	<b>10</b>	<b>2.5</b>	<b>17.5</b>	<b>4</b>	<b>0</b>	<b>0</b>	<b>0</b>	<b>0</b>	<b>1</b>	<b>1</b>	<b>0</b>	<b>0</b>	<b>0</b>	<b>0</b>	<b>0</b>	<b>0</b>	<b>0</b>	<b>0</b>	

### SINGLE-GAME HIGHS: DEFENSIVE

- Total Tackles** 11 vs. Seattle Seahawks, Dec 16, 2018  
...1 more at 11.
- Sacks** 2.5 at Minnesota Vikings, Sep 09, 2018  
2.0 vs. Seattle Seahawks, Dec 16, 2018  
...3 more at 2.0.
- Passes Defensed** 2 vs. Dallas Cowboys, Oct 22, 2017  
1 vs. Carolina Panthers, Oct 27, 2019  
...8 more at 1.
- Forced Fumbles** 1 vs. Cleveland Browns, Oct 07, 2019  
...2 more at 1.
- Fumble Recoveries** 2 vs. Seattle Seahawks, Nov 11, 2019  
1 at New Orleans Saints, Dec 08, 2019  
...4 more at 1.
- Tackles For Loss** 4 vs. Seattle Seahawks, Dec 16, 2018  
3 at Minnesota Vikings, Sep 09, 2018  
2 at Arizona Cardinals, Oct 31, 2019  
...4 more at 2.
- Special Teams Tackles** 1 vs. Cleveland Browns, Oct 07, 2019

### SINGLE-GAME HIGHS - POSTSEASON: DEFENSIVE

- Total Tackles** 6 at Kansas City Chiefs, Feb 02, 2020  
4 vs. Green Bay Packers, Jan 19, 2020  
2 vs. Minnesota Vikings, Jan 11, 2020
- Sacks** 1.5 at Kansas City Chiefs, Feb 02, 2020  
1.0 vs. Minnesota Vikings, Jan 11, 2020
- Forced Fumbles** 1 vs. Minnesota Vikings, Jan 11, 2020
- Fumble Recoveries** 1 vs. Green Bay Packers, Jan 19, 2020
- Tackles For Loss** 1 at Kansas City Chiefs, Feb 02, 2020  
...1 more at 1.

### 2016 GAME-BY-GAME REGULAR SEASON STATISTICS (49ERS)

DATE	OPPONENT	P/S	TACKLES							INTERCEPTIONS					FUMBLES			ST				MISC					
			TK	S	A	SK	YDS	TFL	YDS	QBH	NO	YDS	LG	TD	PD	FF	FR	YDS	TK	S	A	FF	FR	S	A	W/L	SCORE
09/12	Rams	S	3	1	2	0.0	0.0	0	0	0	0	0	0	0	0	0	0	0	0	0	0	0	0	0	W	28-0	
09/18	at Panthers	S	5	1	4	0.0	0.0	0	0	0	0	0	0	0	0	0	0	0	0	0	0	0	0	0	L	27-46	
09/25	at Seahawks	S	8	1	7	0.0	0.0	0	0	0	0	0	0	0	0	0	0	0	0	0	0	0	0	0	L	18-37	
10/02	Cowboys	S	5	3	2	0.0	0.0	0	0	0	1	0	0	0	0	0	0	0	0	0	0	0	0	0	L	17-24	
10/06	Cardinals		ON INACTIVE LIST																							L	21-33
10/16	at Bills	S	9	5	4	2.0	0.0	0	0	3	0	0	0	0	0	1	0	0	0	0	0	0	0	0	L	16-45	
10/23	Buccaneers	S	6	4	2	0.0	0.0	1	2	1	0	0	0	0	0	0	0	0	0	0	0	0	0	0	L	17-34	
11/06	Saints	S	2	1	1	0.0	0.0	0	0	0	0	0	0	0	0	0	0	0	0	0	0	0	0	0	L	23-41	
11/13	at Cardinals	S	3	3	0	1.0	9.0	1	9	3	0	0	0	0	0	1	0	0	0	0	0	0	0	0	L	20-23	
11/20	Patriots	S	4	2	2	0.0	0.0	0	0	0	0	0	0	0	0	0	0	0	0	0	0	0	0	0	L	17-30	
11/27	at Dolphins	S	4	3	1	0.0	0.0	1	2	0	0	0	0	0	0	0	0	0	0	0	0	0	0	0	L	24-31	
12/04	at Bears	S	5	4	1	0.0	0.0	0	0	1	0	0	0	0	0	0	0	0	0	0	0	0	0	0	L	6-26	
12/11	Jets	S	11	10	1	2.0	9.0	2	10	4	0	0	0	0	0	0	0	0	0	0	0	0	0	0	L	17-23+	
12/18	at Falcons	S	4	3	1	0.0	0.0	1	3	0	0	0	0	0	0	0	0	0	0	0	0	0	0	0	L	13-41	
12/24	at Rams	S	1	1	0	1.0	8.0	1	8	4	0	0	0	0	1	0	0	0	0	0	0	0	0	0	W	22-21	
01/01	Seahawks	S	3	1	2	0.0	0.0	0	0	1	0	0	0	0	0	0	0	0	0	0	0	0	0	0	L	23-25	
<b>2016 TOTALS</b>		<b>15-15</b>	<b>73</b>	<b>43</b>	<b>30</b>	<b>6.0</b>	<b>26.0</b>	<b>7</b>	<b>34</b>	<b>18</b>	<b>0</b>	<b>0</b>	<b>0</b>	<b>0</b>	<b>1</b>	<b>0</b>	<b>2</b>	<b>0</b>	<b>0</b>	<b>0</b>	<b>0</b>	<b>0</b>	<b>0</b>	<b>0</b>	<b>2-14</b>		

-- Overtime



# 99

# DEFOREST BUCKNER

## DEFENSIVE TACKLE



'18



(duh-FORE-ist)

### 2019 GAME-BY-GAME POSTSEASON STATISTICS (49ERS)

DATE	OPPONENT	P/S	TACKLES								INTERCEPTIONS				FUMBLES			ST				MISC		W/L	SCORE				
			TK	S	A	SK	YDS	TFL	YDS	QBH	NO	YDS	LG	TD	PD	FF	FR	YDS	TK	S	A	FF	FR			S	A		
01/11	Vikings	S	2	2	0	1.0	8.0	1	1	1	0	0	0	0	0	1	0	0	0	0	0	0	0	0	0	0	0	W	27-10
01/19	Packers	S	4	4	0	0.0	0.0	0	0	0	0	0	0	0	0	0	1	0	0	0	0	0	0	0	0	0	0	W	37-20
02/02	at Chiefs	S	6	3	3	1.5	9.5	1	9	3	0	0	0	0	0	0	0	0	0	0	0	0	0	0	0	0	L	20-31	
<b>2019 TOTALS</b>		<b>3-3</b>	<b>12</b>	<b>9</b>	<b>3</b>	<b>2.5</b>	<b>17.5</b>	<b>2</b>	<b>10</b>	<b>4</b>	<b>0</b>	<b>0</b>	<b>0</b>	<b>0</b>	<b>1</b>	<b>1</b>	<b>0</b>	<b>0</b>	<b>0</b>	<b>0</b>	<b>0</b>	<b>0</b>	<b>0</b>	<b>0</b>	<b>0</b>	<b>0</b>	<b>2-1</b>		

# 48 IAN BUNTING

TIGHT END



6-7 • 255

NFL EXP: 1 (2nd Year with Colts)

BORN: 2/10/96

*Cal* CALIFORNIA



Bunting was originally signed to the Colts practice squad on October 8, 2019.

## NFL HIGHLIGHTS

- In 2019, he spent time on the Jets and Colts practice squads.

## COLLEGE HIGHLIGHTS

- Appeared in 47 games (12 starts) during his collegiate career at Michigan (2014-17) and California (2018) and recorded 28 receptions for 313 yards.
- In his lone season at California, he played in 13 games (four starts) and totaled a career-high 18 receptions for a career-high 195 yards.
- In 2017, he played primarily on special teams and had one special teams stop.
- As a junior, he appeared in 11 games (seven starts) and accumulated five receptions for 46 yards.
- In 2015, he played in 10 games and totaled five receptions for 72 yards.
- Did not see game action in 2014.

## PERSONAL

- Attended Hinsdale (Ill.) Central High School.
- As a senior, totaled 10 receptions for 165 yards.
- As a junior, finished with 16 receptions for 412 yards and four touchdowns.
- He participated in Nike's "The Opening."
- Majored in organizational studies at Michigan before enrolling in the public health master's program at California.
- Participated in the 2019 NFLPA Collegiate Bowl.
- Attended the Colts Lids for Kids event in 2019.
- A native of Hinsdale, Ill.

## ADDITIONAL TRANSACTIONS

- Released from the New York Jets practice squad on September 25, 2019.
- Signed to the Jets practice squad on September 2, 2019.
- Waived by the Chicago Bears on August 31, 2019.
- Signed by the Bears as an undrafted free agent on May 2, 2019.

@Buntinglan

@ianbunting



## IAN BUNTING'S - NFL REGULAR SEASON STATISTICS

DATE	TEAM	GP	GS	RECEIVING					RUSHING					
				NO.	YDS	AVG	LG	TD	NO.	YDS.	AVG.	LG	TD	
2019	Bears	0	0	0	0	0.0	0	0	0	0	0	0.0	0	0
Went from <b>Chicago</b> to <b>Indianapolis</b> .														
2019	Colts	0	0	0	0	0.0	0	0	0	0	0	0.0	0	0
2019	TOTAL	0	0	0	0	0.0	0	0	0	0	0	0.0	0	0
<b>TOTALS</b>		<b>0</b>	<b>0</b>	<b>0</b>	<b>0</b>	<b>0.0</b>	<b>0</b>	<b>0</b>	<b>0</b>	<b>0</b>	<b>0</b>	<b>0.0</b>	<b>0</b>	<b>0</b>

## IAN BUNTING'S - NFL REGULAR SEASON STATISTICS

DATE	TEAM	KICKOFF RETURNS					PUNT RETURNS					
		RET.	YDS.	AVG.	LG	TD	NO.	FC	YDS	AVG	LG	TD
2019	Bears	0	0	0.0	0	0	0	0	0	0.0	0	0
Went from <b>Chicago</b> to <b>Indianapolis</b> .												
2019	Colts	0	0	0.0	0	0	0	0	0	0.0	0	0
2019	TOTAL	0	0	0.0	0	0	0	0	0	0.0	0	0
<b>TOTALS</b>		<b>0</b>	<b>0</b>	<b>0.0</b>	<b>0</b>	<b>0</b>	<b>0</b>	<b>0</b>	<b>0</b>	<b>0.0</b>	<b>0</b>	<b>0</b>

## 2019 GAME-BY-GAME REGULAR SEASON STATISTICS (BEARS/COLTS)

DATE	OPPONENT	P/S	RECEIVING					RUSHING					W/L	SCORE
			NO	YDS	AVG	LG	TD	NO	YDS	AVG	LG	TD		
09/05	Packers												L	3-10
09/15	at Broncos												W	16-14
09/23	at Washington												W	31-15
09/29	Vikings												W	16-6
10/06	at Raiders												L	21-24
Went from <b>Bears</b> to <b>Colts</b> .														
10/20	Texans												W	30-23
10/27	Broncos												W	15-13
11/03	at Steelers												L	24-26
11/10	Dolphins												L	12-16
11/17	Jaguars												W	33-13
11/21	at Texans												L	17-20
12/01	Titans												L	17-31
12/08	at Buccaneers												L	35-38
12/16	at Saints												L	7-34
12/22	Panthers												W	38-6
12/29	at Jaguars												L	20-38
<b>2019 TOTALS</b>		<b>0-0</b>	<b>0</b>	<b>0</b>	<b>0.0</b>	<b>0</b>	<b>0</b>	<b>0</b>	<b>0</b>	<b>0</b>	<b>0.0</b>	<b>0</b>	<b>0</b>	<b>7-9</b>



# 80 TREY BURTON

TIGHT END

17



6-2 • 238

NFL EXP: 7 (1st Year with Colts)

BORN: 10/29/91



FLORIDA



Burton was signed by the Colts as a free agent on April 22, 2020.

### MR. DO IT ALL

Coming out of high school, Burton was the No. 18 dual-threat quarterback in the country according to *Rivals.com*. Once he arrived at Florida, he started at multiple positions. During his freshman year alone, he started one game at quarterback, one game at tight end and also led the team in rushing touchdowns with 11. It wasn't until his senior year where they moved him to wide receiver full-time and he finished with 38 receptions for 445 yards and one touchdown in 2013.



### PHILLY SPECIAL

Burton had his number called in one of the most crucial plays of Super Bowl LII. With Eagles Offensive Coordinator Frank Reich watching from the sideline, Philly faced a fourth-and-goal. The Eagles decided to run a trick play. Burton was called to catch a pitch from Corey Clement and throw it to Nick Foles in the end zone. "Somehow I got the laces really quick," Burton said. "That was probably the best part about it, I didn't have much time to think. If I would've thought about it I probably would've dirted it or something like that." The Eagles went on to win the game 41-33 against the New England Patriots.



# 80 TREY BURTON

## TIGHT END



### NFL HIGHLIGHTS

- Has appeared in 85 games (26 starts) with the Bears (2018-19) and Eagles (2014-17) and has totaled 131 receptions for 1,282 yards and 12 touchdowns. He has also tallied six rushes for 12 yards and 30 special teams tackles. In the postseason, he has appeared in three games and tallied one reception for 12 yards. He also completed one pass for one yard and a touchdown in Super Bowl LII.
- In 2019, he appeared in eight games (five starts) and tallied 14 receptions for 84 yards. He also had one special teams stop.
- Started all 16 games in 2018 and recorded single-season career-highs in receptions (54), receiving yards (569) and touchdowns (six). He tallied at least one reception in all but one game and recorded nine games with at least four receptions. In Week 7 vs. New England, he had single-game career-highs in receptions (10) and receiving yards (126) as well as one touchdown. He was inactive for the team's only postseason contest.
- In 2017 with the Eagles, he played in 15 games (one start) and totaled 23 receptions for 248 yards and five touchdowns. Also tallied six special teams stops. Played in three postseason contests and had one reception for 12 yards. He also completed a one-yard touchdown pass to Nick Foles in Super Bowl LII.
- Appeared in 15 games (four starts) in 2016 and accumulated 37 receptions for 327 yards and one touchdown. He contributed six tackles on special teams.
- In 2015, he played in all 16 games and tallied three receptions for 54 yards. On special teams, he had a career-high 13 stops.
- Appeared in 15 games in 2014 and totaled five carries for 10 yards. Also accumulated four special teams stops.

### COLLEGE HIGHLIGHTS

- Appeared in 50 games (29 starts) at Florida and totaled 107 receptions for 976 yards and four touchdowns as well as 141 rushes for 720 yards and 16 touchdowns after playing quarterback, fullback, tight end and wide receiver. He also completed 11-of-17 passes for 103 yards.
- As a senior captain, he played in 12 games (seven starts) and tallied 38 receptions for 445 yards and one touchdown as a full-time receiver.
- In 2012, he appeared in 12 games (four starts) and recorded 29 carries for 190 yards and two touchdowns as well as 18 receptions for 172 yards and a touchdown.
- As a sophomore, he appeared in all 13 games (seven starts) and totaled 19 receptions for 149 yards and one touchdown as well as 37 rushes for 125 yards and three touchdowns. In a win against Tennessee, he joined Chris Rainey as the only Gators to score both a rushing and receiving touchdown in the same game as a sophomore.

### COLLEGE HIGHLIGHTS CONT...

- Named to the 2010 SEC All-Freshman Team and was selected SEC Freshman Player of the Week twice during the season after he played in 13 games (11 starts) and recorded 75 carries for 349 yards and a team-high 11 rushing touchdowns. He also completed 4-of-6 passes for 83 yards. His rushing touchdowns as a freshman rank second in school history. Against Kentucky, he totaled six total touchdowns (five rushing, one receiving). He became only the fourth player in SEC history to score 36 or more points in a single game and broke Tim Tebow's school record for the most rushing touchdowns in a game.

### PERSONAL

- Attended Venice (Fla.) High School.
- As a senior, he earned FSWA 5A All-State First-Team honors as a quarterback after he threw for 1,876 yards, 18 touchdowns and one interception while also adding 821 yards and 22 touchdowns on the ground.
- As a junior, he was named FSWA 5A All-State First-Team after passing for 1,399 yards and 12 touchdowns as well as adding 919 rushing yards and 24 touchdowns.
- Rated a three-star prospect and the No. 18 dual-threat quarterback by *Rivals.com*.
- Also played basketball and ran track.
- A native of Venice, Fla.

### ADDITIONAL TRANSACTIONS

- Released by the Bears on April 17, 2020.
- Signed by Chicago as an unrestricted free agent on March 14, 2018.
- Signed by the Philadelphia Eagles as an undrafted free agent on May 10, 2014.

# 80 TREY BURTON

TIGHT END



## TREY BURTON'S - NFL REGULAR SEASON STATISTICS

DATE	TEAM	GP	GS	NO.	RECEIVING				NO.	RUSHING			LG	TD
					YDS	AVG	LG	TD		YDS.	AVG.	LG		
2014	Eagles	15	0	0	0	0.0	0	0	5	10	2.0	4	0	
2015	Eagles	16	0	3	54	18.0	43	0	0	0	0.0	0	0	
2016	Eagles	15	4	37	327	8.8	32	1	0	0	0.0	0	0	
2017	Eagles	15	1	23	248	10.8	27t	5	0	0	0.0	0	0	
2018	Bears	16	16	54	569	10.5	47	6	1	2	2.0	2	0	
2019	Bears	8	5	14	84	6.0	16	0	0	0	0.0	0	0	
<b>TOTALS</b>		<b>85</b>	<b>26</b>	<b>131</b>	<b>1,282</b>	<b>9.8</b>	<b>47</b>	<b>12</b>	<b>6</b>	<b>12</b>	<b>2.0</b>	<b>4</b>	<b>0</b>	

## TREY BURTON'S - NFL POSTSEASON STATISTICS

DATE	TEAM	GP	GS	NO.	RECEIVING				NO.	RUSHING			LG	TD
					YDS	AVG	LG	TD		YDS.	AVG.	LG		
2017	Eagles	3	0	1	12	12.0	12	0	0	0	0.0	0	0	
2018	Bears	0	0	0	0	0.0	0	0	0	0	0.0	0	0	
<b>TOTALS</b>		<b>3</b>	<b>0</b>	<b>1</b>	<b>12</b>	<b>12.0</b>	<b>12</b>	<b>0</b>	<b>0</b>	<b>0</b>	<b>0.0</b>	<b>0</b>	<b>0</b>	

## TREY BURTON'S - NFL REGULAR SEASON STATISTICS

DATE	TEAM	RET.	KICKOFF RETURNS				PUNT RETURNS						
			YDS.	AVG.	LG	TD	NO.	FC	YDS	AVG.	LG	TD	
2014	Eagles	0	0	0.0	0	0	0	0	0	0	0.0	0	0
2015	Eagles	0	0	0.0	0	0	0	0	0	0	0.0	0	0
2016	Eagles	0	0	0.0	0	0	0	0	0	0	0.0	0	0
2017	Eagles	0	0	0.0	0	0	0	0	0	0	0.0	0	0
2018	Bears	0	0	0.0	0	0	0	0	0	0	0.0	0	0
2019	Bears	0	0	0.0	0	0	0	0	0	0	0.0	0	0
<b>TOTALS</b>		<b>0</b>	<b>0</b>	<b>0.0</b>	<b>0</b>	<b>0</b>	<b>0</b>	<b>0</b>	<b>0</b>	<b>0</b>	<b>0.0</b>	<b>0</b>	<b>0</b>

## TREY BURTON'S - NFL POSTSEASON STATISTICS

DATE	TEAM	RET.	KICKOFF RETURNS				PUNT RETURNS						
			YDS.	AVG.	LG	TD	NO.	FC	YDS	AVG.	LG	TD	
2017	Eagles	0	0	0.0	0	0	0	0	0	0	0.0	0	0
2018	Bears	0	0	0.0	0	0	0	0	0	0	0.0	0	0
<b>TOTALS</b>		<b>0</b>	<b>0</b>	<b>0.0</b>	<b>0</b>	<b>0</b>	<b>0</b>	<b>0</b>	<b>0</b>	<b>0</b>	<b>0.0</b>	<b>0</b>	<b>0</b>

## SINGLE-GAME HIGHS: RUSHING/RECEIVING

**Rush Attempts** 5 vs. New York Giants, Oct 12, 2014  
1 vs. Seattle Seahawks, Sep 17, 2018

**Rushing Yards** 10 vs. New York Giants, Oct 12, 2014  
2 vs. Seattle Seahawks, Sep 17, 2018

**Longest Runs** 4 vs. New York Giants, Oct 12, 2014  
...1 more at 4.

**Receptions** 9 vs. New England Patriots, Oct 21, 2018  
7 vs. Washington Redskins, Dec 11, 2016  
5 at Minnesota Vikings, Dec 30, 2018  
...5 more at 5.

**Receiving Yards** 126 vs. New England Patriots, Oct 21, 2018  
86 vs. Tampa Bay Buccaneers, Sep 30, 2018  
71 at Los Angeles Rams, Dec 10, 2017

**Longest Receptions** 47 vs. Tampa Bay Buccaneers, Sep 30, 2018  
43 at Detroit Lions, Nov 26, 2015  
39t vs. Tampa Bay Buccaneers, Sep 30, 2018

**Receiving TDs** 2 at Los Angeles Rams, Dec 10, 2017  
1 vs. Green Bay Packers, Dec 16, 2018  
...9 more at 1.

**All-purpose yards** 126 vs. New England Patriots, Oct 21, 2018  
86 vs. Tampa Bay Buccaneers, Sep 30, 2018  
71 at Los Angeles Rams, Dec 10, 2017

**Special Teams Tackles** 2 at New York Giants, Dec 17, 2017  
...3 more at 2.

**Miscellaneous Tackles** 1 at Washington Redskins, Sep 23, 2019  
...3 more at 1.

**Most TDs** 2 at Los Angeles Rams, Dec 10, 2017  
1 vs. Green Bay Packers, Dec 16, 2018  
...10 more at 1.



## SINGLE-GAME HIGHS - POSTSEASON: RUSHING/RECEIVING

**Receptions** 1 vs. Minnesota Vikings, Jan 21, 2018  
**Receiving Yards** 12 vs. Minnesota Vikings, Jan 21, 2018  
**Longest Receptions** 12 vs. Minnesota Vikings, Jan 21, 2018

**All-purpose yards** 12 vs. Minnesota Vikings, Jan 21, 2018  
**Most TDs** 1 at New England Patriots, Feb 04, 2018

## 100-YARD RECEIVING GAMES (1): REGULAR SEASON

DATE	TEAM	NO.	YDS.	AVG.	LG	TD
10/21/18	PATRIOTS	9	126	14.0	22	1

## 2014 GAME-BY-GAME REGULAR SEASON STATISTICS (EAGLES)

DATE	OPPONENT	P/S	RECEIVING					RUSHING					TD	W/L	SCORE
			NO	YDS	AVG	LG	TD	NO	YDS	AVG	LG	TD			
09/07	Jaguars	P	0	0	0.0	0	0	0	0	0.0	0	0	0	W	34-17
09/15	at Colts	P	0	0	0.0	0	0	0	0	0.0	0	0	0	W	30-27
09/21	Washington	P	0	0	0.0	0	0	0	0	0.0	0	0	0	W	37-34
09/28	at 49ers	P	0	0	0.0	0	0	0	0	0.0	0	0	0	L	21-26
10/05	Rams	P	0	0	0.0	0	0	0	0	0.0	0	0	0	W	34-28
10/12	Giants	P	0	0	0.0	0	0	5	10	2.0	4	0	0	W	27-0
10/26	at Cardinals	P	0	0	0.0	0	0	0	0	0.0	0	0	0	L	20-24
11/02	at Texans	P	0	0	0.0	0	0	0	0	0.0	0	0	0	W	31-21
11/10	Panthers	P	0	0	0.0	0	0	0	0	0.0	0	0	0	W	45-21
11/16	at Packers	P	0	0	0.0	0	0	0	0	0.0	0	0	0	L	20-53
11/23	Titans	P	0	0	0.0	0	0	0	0	0.0	0	0	0	W	43-24
11/27	at Cowboys	P	0	0	0.0	0	0	0	0	0.0	0	0	0	W	33-10
12/07	Seahawks													L	14-24
12/14	Cowboys	P	0	0	0.0	0	0	0	0	0.0	0	0	0	L	27-38
12/20	at Washington	P	0	0	0.0	0	0	0	0	0.0	0	0	0	L	24-27
12/28	at Giants	P	0	0	0.0	0	0	0	0	0.0	0	0	0	W	34-26
<b>2014 TOTALS</b>		<b>15-0</b>	<b>0</b>	<b>0</b>	<b>0.0</b>	<b>0</b>	<b>0</b>	<b>5</b>	<b>10</b>	<b>2.0</b>	<b>4</b>	<b>0</b>	<b>10-6</b>		

## 2015 GAME-BY-GAME REGULAR SEASON STATISTICS (EAGLES)

DATE	OPPONENT	P/S	RECEIVING					RUSHING					TD	W/L	SCORE
			NO	YDS	AVG	LG	TD	NO	YDS	AVG	LG	TD			
09/14	at Falcons	P	0	0	0.0	0	0	0	0	0.0	0	0	0	L	24-26
09/20	Cowboys	P	0	0	0.0	0	0	0	0	0.0	0	0	0	L	10-20
09/27	at Jets	P	0	0	0.0	0	0	0	0	0.0	0	0	0	W	24-17
10/04	at Washington	P	0	0	0.0	0	0	0	0	0.0	0	0	0	L	20-23
10/11	Saints	P	0	0	0.0	0	0	0	0	0.0	0	0	0	W	39-17
10/19	Giants	P	0	0	0.0	0	0	0	0	0.0	0	0	0	W	27-7
10/25	at Panthers	P	0	0	0.0	0	0	0	0	0.0	0	0	0	L	16-27
11/08	at Cowboys	P	0	0	0.0	0	0	0	0	0.0	0	0	0	W	33-27+
11/15	Dolphins	P	0	0	0.0	0	0	0	0	0.0	0	0	0	L	19-20
11/22	Buccaneers	P	0	0	0.0	0	0	0	0	0.0	0	0	0	L	17-45
11/26	at Lions	P	2	49	24.5	43	0	0	0	0.0	0	0	0	L	14-45
12/06	at Patriots	P	0	0	0.0	0	0	0	0	0.0	0	0	0	W	35-28
12/13	Bills	P	0	0	0.0	0	0	0	0	0.0	0	0	0	W	23-20
12/20	Cardinals	P	0	0	0.0	0	0	0	0	0.0	0	0	0	L	17-40
12/26	Washington	P	0	0	0.0	0	0	0	0	0.0	0	0	0	L	24-38
01/03	at Giants	P	1	5	5.0	5	0	0	0	0.0	0	0	0	W	35-30
<b>2015 TOTALS</b>		<b>16-0</b>	<b>3</b>	<b>54</b>	<b>18.0</b>	<b>43</b>	<b>0</b>	<b>0</b>	<b>0</b>	<b>0.0</b>	<b>0</b>	<b>0</b>	<b>7-9</b>		

+ - Overtime

# 80 TREY BURTON

TIGHT END



## 2016 GAME-BY-GAME REGULAR SEASON STATISTICS (EAGLES)

DATE	OPPONENT	P/S	RECEIVING					RUSHING					W/L	SCORE	
			NO	YDS	AVG	LG	TD	NO	YDS	AVG	LG	TD			
09/11	Browns													W	29-10
09/19	at Bears	P	5	49	9.8	14	1	0	0	0.0	0	0	0	W	29-14
09/25	Steelers	P	2	19	9.5	16	0	0	0	0.0	0	0	0	W	34-3
10/09	at Lions	P	1	5	5.0	5	0	0	0	0.0	0	0	0	L	23-24
10/16	at Washington	S	1	7	7.0	7	0	0	0	0.0	0	0	0	L	20-27
10/23	Vikings	P	0	0	0.0	0	0	0	0	0.0	0	0	0	W	21-10
10/30	at Cowboys	P	1	6	6.0	6	0	0	0	0.0	0	0	0	L	23-29+
11/06	at Giants	P	3	55	18.3	32	0	0	0	0.0	0	0	0	L	23-28
11/13	Falcons	P	0	0	0.0	0	0	0	0	0.0	0	0	0	W	24-15
11/20	at Seahawks	S	1	14	14.0	14	0	0	0	0.0	0	0	0	L	15-26
11/28	Packers	S	3	10	3.3	9	0	0	0	0.0	0	0	0	L	13-27
12/04	at Bengals	P	5	53	10.6	15	0	0	0	0.0	0	0	0	L	14-32
12/11	Washington	P	7	65	9.3	16	0	0	0	0.0	0	0	0	L	22-27
12/18	at Ravens	S	2	2	1.0	1	0	0	0	0.0	0	0	0	L	26-27
12/22	Giants	P	1	3	3.0	3	0	0	0	0.0	0	0	0	W	24-19
01/01	Cowboys	P	5	39	7.8	12	0	0	0	0.0	0	0	0	W	27-13
<b>2016 TOTALS</b>		<b>15-4</b>	<b>37</b>	<b>327</b>	<b>8.8</b>	<b>32</b>	<b>1</b>	<b>0</b>	<b>0</b>	<b>0.0</b>	<b>0</b>	<b>0</b>	<b>0</b>	<b>7-9</b>	

+ - Overtime

## 2017 GAME-BY-GAME REGULAR SEASON STATISTICS (EAGLES)

DATE	OPPONENT	P/S	RECEIVING					RUSHING					W/L	SCORE	
			NO	YDS	AVG	LG	TD	NO	YDS	AVG	LG	TD			
09/10	at Washington	P	0	0	0.0	0	0	0	0	0.0	0	0	0	W	30-17
09/17	at Chiefs	P	1	10	10.0	10	0	0	0	0.0	0	0	0	L	20-27
09/24	Giants	P	2	7	3.5	8	0	0	0	0.0	0	0	0	W	27-24
10/01	at Chargers	P	0	0	0.0	0	0	0	0	0.0	0	0	0	W	26-24
10/08	Cardinals	P	2	16	8.0	15t	1	0	0	0.0	0	0	0	W	34-7
10/12	at Panthers	P	1	9	9.0	9	0	0	0	0.0	0	0	0	W	28-23
10/23	Washington	P	1	7	7.0	7	0	0	0	0.0	0	0	0	W	34-24
10/29	49ers	P	2	21	10.5	15	0	0	0	0.0	0	0	0	W	33-10
11/05	Broncos	S	2	41	20.5	27t	1	0	0	0.0	0	0	0	W	51-23
11/19	at Cowboys	P	0	0	0.0	0	0	0	0	0.0	0	0	0	W	37-9
11/26	Bears													W	31-3
12/03	at Seahawks	P	4	42	10.5	14	0	0	0	0.0	0	0	0	L	10-24
12/10	at Rams	P	5	71	14.2	20t	2	0	0	0.0	0	0	0	W	43-35
12/17	at Giants	P	2	15	7.5	13t	1	0	0	0.0	0	0	0	W	34-29
12/25	Raiders	P	0	0	0.0	0	0	0	0	0.0	0	0	0	W	19-10
12/31	Cowboys	P	1	9	9.0	9	0	0	0	0.0	0	0	0	L	0-6
<b>2017 TOTALS</b>		<b>15-1</b>	<b>23</b>	<b>248</b>	<b>10.8</b>	<b>27t</b>	<b>5</b>	<b>0</b>	<b>0</b>	<b>0.0</b>	<b>0</b>	<b>0</b>	<b>0</b>	<b>13-3</b>	

## 2018 GAME-BY-GAME REGULAR SEASON STATISTICS (BEARS)

DATE	OPPONENT	P/S	RECEIVING					RUSHING					W/L	SCORE	
			NO	YDS	AVG	LG	TD	NO	YDS	AVG	LG	TD			
09/09	at Packers	S	1	15	15.0	15	0	0	0	0.0	0	0	0	L	23-24
09/17	Seahawks	S	4	20	5.0	9	1	1	2	2.0	2	0	0	W	24-17
09/23	at Cardinals	S	4	55	13.8	25	0	0	0	0.0	0	0	0	W	16-14
09/30	Buccaneers	S	2	86	43.0	47	1	0	0	0.0	0	0	0	W	48-10
10/14	at Dolphins	S	4	23	5.8	9t	1	0	0	0.0	0	0	0	L	28-31+
10/21	Patriots	S	9	126	14.0	22	1	0	0	0.0	0	0	0	L	31-38
10/28	Jets	S	3	18	6.0	18	0	0	0	0.0	0	0	0	W	24-10
11/04	at Bills	S	2	28	14.0	26	1	0	0	0.0	0	0	0	W	41-9
11/11	Lions	S	4	40	10.0	24	0	0	0	0.0	0	0	0	W	34-22
11/18	Vikings	S	1	9	9.0	9	0	0	0	0.0	0	0	0	W	25-20
11/22	at Lions	S	4	28	7.0	13	0	0	0	0.0	0	0	0	W	23-16
12/02	at Giants	S	0	0	0.0	0	0	0	0	0.0	0	0	0	L	27-30+
12/09	Rams	S	2	22	11.0	17	0	0	0	0.0	0	0	0	W	15-6
12/16	Packers	S	4	36	9.0	13t	1	0	0	0.0	0	0	0	W	24-17
12/23	at 49ers	S	5	30	6.0	8	0	0	0	0.0	0	0	0	W	14-9
12/30	at Vikings	S	5	33	6.6	9	0	0	0	0.0	0	0	0	W	24-10
<b>2018 TOTALS</b>		<b>16-16</b>	<b>54</b>	<b>569</b>	<b>10.5</b>	<b>47</b>	<b>6</b>	<b>1</b>	<b>2</b>	<b>2.0</b>	<b>2</b>	<b>0</b>	<b>0</b>	<b>12-4</b>	

+ - Overtime



## 2019 GAME-BY-GAME REGULAR SEASON STATISTICS (BEARS)

DATE	OPPONENT	P/S	RECEIVING					RUSHING					W/L	SCORE
			NO	YDS	AVG	LG	TD	NO	YDS	AVG	LG	TD		
09/05	Packers							ON INACTIVE LIST					L	3-10
09/15	at Broncos	S	2	5	2.5	5	0	0	0.0	0	0	0	W	16-14
09/23	at Washington	S	4	20	5.0	11	0	0	0.0	0	0	W	31-15	
09/29	Vikings	S	2	16	8.0	11	0	0	0.0	0	0	W	16-6	
10/06	at Raiders	S	3	16	5.3	11	0	0	0.0	0	0	L	21-24	
10/20	Saints	S	2	11	5.5	8	0	0	0.0	0	0	L	25-36	
10/27	Chargers	P	1	16	16.0	16	0	0	0.0	0	0	L	16-17	
11/03	at Eagles	P	0	0	0.0	0	0	0	0.0	0	0	L	14-22	
11/10	Lions	P	0	0	0.0	0	0	0	0.0	0	0	W	20-13	
11/17	at Rams							DID NOT PLAY					L	7-17
11/24	Giants							DID NOT PLAY					W	19-14
11/28	at Lions							DID NOT PLAY					W	24-20
12/05	Cowboys							DID NOT PLAY					W	31-24
12/15	at Packers							DID NOT PLAY					L	13-21
12/22	Chiefs							DID NOT PLAY					L	3-26
12/29	at Vikings							DID NOT PLAY					W	21-19
<b>2019 TOTALS</b>		<b>8-5</b>	<b>14</b>	<b>84</b>	<b>6.0</b>	<b>16</b>	<b>0</b>	<b>0</b>	<b>0</b>	<b>0.0</b>	<b>0</b>	<b>0</b>	<b>8-8</b>	

## 2017 GAME-BY-GAME POSTSEASON STATISTICS (EAGLES)

DATE	OPPONENT	P/S	RECEIVING					RUSHING					W/L	SCORE
			NO	YDS	AVG	LG	TD	NO	YDS	AVG	LG	TD		
01/13	Falcons	P	0	0	0.0	0	0	0	0.0	0	0	0	W	15-10
01/21	Vikings	P	1	12	12.0	12	0	0	0.0	0	0	W	38-7	
02/04	at Patriots	P	0	0	0.0	0	0	0	0.0	0	0	W	41-33	
<b>2017 TOTALS</b>		<b>3-0</b>	<b>1</b>	<b>12</b>	<b>12.0</b>	<b>12</b>	<b>0</b>	<b>0</b>	<b>0</b>	<b>0.0</b>	<b>0</b>	<b>0</b>	<b>3-0</b>	

## 2018 GAME-BY-GAME POSTSEASON STATISTICS (BEARS)

DATE	OPPONENT	P/S	RECEIVING					RUSHING					W/L	SCORE
			NO	YDS	AVG	LG	TD	NO	YDS	AVG	LG	TD		
01/06	Eagles							INACTIVE					L	15-16
<b>2018 TOTALS</b>		<b>0-0</b>	<b>0</b>	<b>0</b>	<b>0.0</b>	<b>0</b>	<b>0</b>	<b>0</b>	<b>0</b>	<b>0.0</b>	<b>0</b>	<b>0</b>	<b>0-1</b>	

# 15

# PARRIS CAMPBELL

WIDE RECEIVER



**6-0 • 208**

NFL EXP: 2 (2nd Year with Colts)

BORN: 7/16/97



## OHIO STATE



Campbell was selected by the Colts in the second round (59th overall) of the 2019 NFL Draft.

### DOWN THE STRETCH

**What is on your bucket list:** I definitely want to travel to Paris, mostly because of my first name. But no, I want to have dinner at the Eiffel Tower.

**Do you have any nicknames:** Everybody just calls me 'P'

**Do you have a pregame ritual:** In college I always ate pasta before the game. When we got dressed in our pregame suits I always had to wear the same underwear.

**Who is your favorite artist:** Juice Wrld

**What is your favorite food:** Baked Ziti

**What is your favorite vacation spot:** Universal Studios

**What is your favorite TV show:** "Prison Break"

**What is your favorite movie:** "Polar Express"

**What is the best advice that you have ever gotten:** My mom said, "Never give up no matter how hard it gets. There is always a light at the end of the tunnel."

**Who is your mentor:** I would say my mom. She has always been the one that has been in my corner and someone I can always talk to.

**What are your pet peeves:** I hate being lied to. I hate people that have headphones but play their music out loud. Also people that invade your space.

**Do you have any hidden talents:** I am a fantastic 2K player.

**What are your hobbies outside of football:** I like to play video games, listen to music. I'm also into fashion.

**Who was your favorite athlete growing up:** LeBron James



@PCAMPBELL21



@PCAMPBELL21



## RESPECT FROM A KING

While at St. Vincent-St. Mary High School in Akron, Ohio, Campbell dominated on the football field and earned all-state honors as a senior after rushing for 1,584 yards and 22 touchdowns to lead the team to a second-straight state championship. Earlier in his high school career, he garnered the attention of one of the most famous athletes in the world and a St. Vincent-St. Mary alum, LeBron James. "Our relationship started right around my sophomore, junior year of high school," Campbell said. James has tweeted about Campbell multiple times throughout his career and Campbell says the two keep in touch. Campbell represented Akron and James' I Promise School for his 2019 My Cause My Cleats.



### NFL HIGHLIGHTS

- Played in seven games (three starts) and totaled 18 receptions for 127 yards and one touchdown as well as four rushes for 34 yards. Also returned seven kickoffs for 175 yards. In Week 2 at Tennessee, he scored his first touchdown on a 12-yard pass from Jacoby Brissett. In Week 9 at Pittsburgh, he totaled five receptions for 53 yards as well as three carries for 27 yards. Also added two kickoff returns for 64 yards.

### COLLEGE HIGHLIGHTS

- Played in 48 games (38 starts) at Ohio State and finished with 143 receptions for 1,738 yards and 15 touchdowns. His 143 receptions and 1,768 receiving yards rank seventh and 15th, respectively, in school history.
- In 2018, he was named a First Team All-Big Ten Conference selection after playing in 14 games and totaling an Ohio State single-season record 90 receptions for 1,063 yards and 12 touchdowns. He became the fifth Buckeye to top 1,000 receiving yards in a season. Also added nine rushing attempts.
- As a junior, he was named a Third Team All-Big Ten selection by the league's coaches and a Second Team All-Big Ten return specialist by the media after appearing in 13 games and finishing with 40 receptions for 584 yards and three touchdowns. Also added nine kickoff returns for 329 yards.
- In 2016, he played in 13 games and accumulated 13 receptions for 121 yards. Also added four rushes for 54 yards and one touchdown. He was named a Third Team All-Big Ten return specialist by the league's coaches after posting 21 kickoff returns for 584 yards.
- As a redshirt freshman in 2015, he appeared in eight games and had seven tackles on special teams.
- He redshirted as a true freshman in 2014.

### PERSONAL

- Attended St. Vincent-St. Mary High School in Akron, Ohio and played under Head Coach Dan Boarman.
- Rated as the No. 14 running back by *Scout.com*, the No. 15 athlete by *Rivals.com* and the No. 19 wide receiver by *247Sports*.
- He earned all-state honors a senior after rushing for 1,584 yards and 22 touchdowns to help lead St. Vincent-St. Mary to a repeat state championship.
- In 2012, he helped lead his team to a state championship after finishing with 1,353 yards and 28 touchdowns.
- Broke the Ohio state record in the 60-meter dash at the 2014 indoor championships (6.85).
- Helped St. Vincent-St. Mary to the 2013 Ohio outdoor track and field championship.
- Participated in the Colts Youth Football Camp in July of 2019.
- Majored in sociology.







### PARRIS CAMPBELL'S - NFL REGULAR SEASON STATISTICS

DATE	TEAM	RECEIVING							RUSHING				
		GP	GS	NO.	YDS	AVG	LG	TD	NO.	YDS.	AVG.	LG	TD
2019	Colts	7	3	18	127	7.1	27	1	4	34	8.5	22	0
<b>TOTALS</b>		<b>7</b>	<b>3</b>	<b>18</b>	<b>127</b>	<b>7.1</b>	<b>27</b>	<b>1</b>	<b>4</b>	<b>34</b>	<b>8.5</b>	<b>22</b>	<b>0</b>

### PARRIS CAMPBELL'S - NFL REGULAR SEASON STATISTICS

DATE	TEAM	KICKOFF RETURNS					PUNT RETURNS					
		RET.	YDS.	AVG.	LG	TD	NO.	FC	YDS	AVG	LG	TD
2019	Colts	7	175	25.0	36	0	0	0	0	0.0	0	0
<b>TOTALS</b>		<b>7</b>	<b>175</b>	<b>25.0</b>	<b>36</b>	<b>0</b>	<b>0</b>	<b>0</b>	<b>0</b>	<b>0.0</b>	<b>0</b>	<b>0</b>

### SINGLE-GAME HIGHS: RUSHING/RECEIVING

<b>Rush Attempts</b>	3 at Pittsburgh Steelers, Nov 03, 2019 1 at Los Angeles Chargers, Sep 08, 2019 27 at Pittsburgh Steelers, Nov 03, 2019 7 at Los Angeles Chargers, Sep 08, 2019	<b>Receiving TDs</b>	1 at Tennessee Titans, Sep 15, 2019
<b>Rushing Yards</b>	22 at Pittsburgh Steelers, Nov 03, 2019 7 at Los Angeles Chargers, Sep 08, 2019	<b>All-purpose yards</b>	142 at Pittsburgh Steelers, Nov 03, 2019 55 vs. Atlanta Falcons, Sep 22, 2019 52 at Los Angeles Chargers, Sep 08, 2019
<b>Longest Runs</b>	7 at Los Angeles Chargers, Sep 08, 2019 4 at Pittsburgh Steelers, Nov 03, 2019 7 at Los Angeles Chargers, Sep 08, 2019	<b>Kickoff Returns</b>	2 at Pittsburgh Steelers, Nov 03, 2019 ...2 more at 2.
<b>Receptions</b>	5 at Pittsburgh Steelers, Nov 03, 2019 ...1 more at 5.	<b>Kickoff Return Yards</b>	62 at Pittsburgh Steelers, Nov 03, 2019 44 at Los Angeles Chargers, Sep 08, 2019 38 at Tennessee Titans, Sep 15, 2019
<b>Receiving Yards</b>	53 at Pittsburgh Steelers, Nov 03, 2019 25 vs. Oakland Raiders, Sep 29, 2019 24 vs. Atlanta Falcons, Sep 22, 2019	<b>Longest Kickoff Return</b>	36 at Pittsburgh Steelers, Nov 03, 2019 31 vs. Atlanta Falcons, Sep 22, 2019 26 at Pittsburgh Steelers, Nov 03, 2019
<b>Longest Receptions</b>	27 at Pittsburgh Steelers, Nov 03, 2019 16 at Pittsburgh Steelers, Nov 03, 2019 15 vs. Oakland Raiders, Sep 29, 2019	<b>Most TDs</b>	1 at Tennessee Titans, Sep 15, 2019

### 2019 GAME-BY-GAME REGULAR SEASON STATISTICS (COLTS)

DATE	OPPONENT	P/S	RECEIVING					RUSHING					W/L	SCORE
			NO	YDS	AVG	LG	TD	NO	YDS	AVG	LG	TD		
09/08	at Chargers	P	1	1	1.0	1	0	1	7	7.0	7	0	L	24-30+
09/15	at Titans	P	1	12	12.0	12t	1	0	0	0.0	0	0	W	19-17
09/22	Falcons	P	3	24	8.0	11	0	0	0	0.0	0	0	W	27-24
09/29	Raiders	S	5	25	5.0	15	0	0	0	0.0	0	0	L	24-31
10/06	at Chiefs						INACTIVE						W	19-13
10/20	Texans						INACTIVE						W	30-23
10/27	Broncos	P	0	0	0.0	0	0	0	0	0.0	0	0	W	15-13
11/03	at Steelers	S	5	53	10.6	27	0	3	27	9.0	22	0	L	24-26
11/10	Dolphins						INACTIVE						L	12-16
11/17	Jaguars						INACTIVE						W	33-13
11/21	at Texans						INACTIVE						L	17-20
12/01	Titans						INACTIVE						L	17-31
12/08	at Buccaneers	S	3	12	4.0	9	0	0	0	0.0	0	0	L	35-38
12/16	at Saints						INJURED RESERVE						L	7-34
12/22	Panthers						INJURED RESERVE						W	38-6
12/29	at Jaguars						INJURED RESERVE						L	20-38
<b>2019 TOTALS</b>		<b>7-3</b>	<b>18</b>	<b>127</b>	<b>7.1</b>	<b>27</b>	<b>1</b>	<b>4</b>	<b>34</b>	<b>8.5</b>	<b>22</b>	<b>0</b>	<b>7-9</b>	

+ - Overtime






**6-0 • 204**  
NFL EXP: 7 (1st Year with Colts)  
BORN: 7/28/90



**OHIO**



Carrie was signed by the Colts as a free agent on March 30, 2020.

### THE HEART OF A WARRIOR

Carrie was diagnosed with a coronary artery anomaly when he was 15 years old. He went in to get it diagnosed after he found himself gasping for air after workouts and feeling dizzy, even passing out. The doctors gave him the option to either have open-heart surgery or never be able to play contact sports again. At just 15, Carrie elected the surgery and the 18-month recovery period that followed. He ended up missing two seasons of football, but was able to make up for lost time by having an impressive senior year at De La Salle High School and receiving an offer from Ohio University. It led him to being a seventh round pick by the Oakland Raiders in the 2014 NFL Draft. In 2016, Carrie launched the T.J. Carrie Foundation with the goal of helping youth discover greatness through health, education and community programs and events.



### NFL HIGHLIGHTS

- Has played in 92 career games (51 starts) in his time with the Cleveland Browns (2018-19) and Oakland Raiders (2014-17). He has compiled 327 tackles (265 solo), 12.0 tackles for loss, 2.0 sacks, 43 passes defended, five interceptions, six forced fumbles, seven fumble recoveries and four special teams stops. Carrie has also totaled 52 punt returns for 387 yards and 17 kickoff returns for 395 yards. He has started one postseason contest and has registered two solo tackles, one pass defended and one special teams stop.
- In 2019, he appeared in 16 games (six starts) and recorded 52 tackles (40 solo), 4.0 tackles for loss, 1.0 sack, four passes defended, one interception, one forced fumble and one fumble recovery. In a Week 12 win vs. Miami, he tallied four solo tackles, 1.0 tackle for loss



## NFL HIGHLIGHTS CONT...

- and his second-career sack.
- Played in 16 games (eight starts) in 2018 and tallied 73 tackles (57 solo), 3.0 tackles for loss, 1.0 sack, eight passes defended, one interception, two forced fumbles, one fumble recovery and one special teams stop. Recorded a career-high 12 tackles (seven solo) and 1.0 tackle for loss in Week 4 at Oakland.
- In 2017, he started a career-high 16 games and recorded a single-season career-high 84 tackles (70 solo), 3.0 tackles for loss, nine passes defended and two fumble recoveries.
- Appeared in all 16 games (three starts) in 2016 and accumulated 22 tackles (19 solo), four passes defended, one interception, one forced fumble and one fumble recovery. Added seven punt returns for 74 yards. Started one postseason contest and totaled two solo tackles, one pass defended and one special teams stop.
- In 2015, he played in 15 games (14 starts) and totaled 52 tackles (42 solo), nine passes defended, one interception and one forced fumble. Also contributed 19 punt returns for 118 yards. In a Week 7 win at San Diego, he recorded single-game career highs in punt returns (five) and punt return yards (50).
- Played in 13 games (four starts) as a rookie in 2014 and tallied 44 tackles (37 solo), 2.0 tackles for loss, nine passes defended, one interception, one forced fumble and two fumble recoveries. Also added 26 punt returns for 195 yards as well as 15 kickoff returns for 362 yards. Recorded five solo tackles and his first-career interception in Week 4 vs. Miami. He totaled a career-high 85 yards on three kickoff returns in Week 6 vs. San Diego.

## COLLEGE HIGHLIGHTS

- Appeared in 50 games (36 starts) at Ohio University and tallied 165 tackles (108 solo), 3.0 sacks, 27 passes defended, nine interceptions (two returned for touchdowns) and two forced fumbles. Also added 659 yards on 56 punt returns (11.8 avg.) and one touchdown.
- In 2013, he was named Third Team All-MAC after he played in 13 games (11 starts) and tallied 42 tackles (31 solo), 1.0 sack, eight passes defended and four interceptions (two returned for touchdowns). He was selected First Team All-MAC as a punt returner after he led the MAC in punt return average (12.7) on 21 returns for 267 yards.
- He took a medical redshirt for the 2012 season.
- In 2011, he was named Second Team All-MAC and Phil Steele All-MAC second-team after he appeared in 14 games (12 starts) and recorded career highs in tackles (49), passes defended (13) and tied his career high in interceptions (four). Also added 11 punt returns for 138 yards (12.5 avg.).
- As a redshirt sophomore, he started all 12 games and tallied 39 tackles (25 solo), a single-season career-high 2.0 sacks, five passes defended and two forced fumbles. Also contributed 197 yards on 19 punt returns.

## COLLEGE HIGHLIGHTS CONT...

- Redshirted the 2009 season.
- As a true freshman, he appeared in 11 games (one start) and totaled 35 tackles (17 solo), one pass defended and one interception. Also added five punt returns for 57 yards (11.4 avg.).

## PERSONAL

- Attended De La Salle High School in Concord, Calif.
- Lettered two seasons in football and tallied 90 tackles, 10 passes defended, two interceptions, two forced fumbles and one blocked punt.
- Helped lead his team to a state championship as a senior.
- Established the T.J. Carrie Foundation in 2016 with the goal of helping youth discover greatness through health, education and community programs and events.
- Represented heart disease and the T.J. Carrie Foundation for My Cause My Cleats.
- Born with a rare birth defect and chose to undergo open-heart surgery at 15 years old to correct the problem when given the choice of surgery or giving up physical activity.
- His brother, Domonick, played football at Portland State and his other brother, Eric, played football at New Mexico State.
- Majored in sports administration and also received a master's degree in coaching education.
- A native of Antioch, Calif.

## ADDITIONAL TRANSACTIONS

- Released by the Browns on February 17, 2020.
- Signed by Cleveland as an unrestricted free agent on March 15, 2018.
- Selected by the Oakland Raiders in the seventh round (219th overall) of the 2014 NFL Draft.



## T.J. CARRIE'S - NFL REGULAR SEASON STATISTICS

DATE	TEAM	GP	GS	TACKLES								INTERCEPTIONS					FUMBLES			ST				MISC		
				TK	S	A	TFL	YDS	SK	YDS	QBH	NO	YDS	LG	TD	PD	FF	FR	YDS	TK	S	A	FF	FR	S	A
2014	Raiders	13	4	44	37	7	2	2	0.0	0.0	0	1	28	28	0	9	1	1	0	0	0	0	0	1	0	0
2015	Raiders	15	14	52	42	10	0	0	0.0	0.0	0	1	2	2	0	9	1	0	0	0	0	0	0	0	0	
2016	Raiders	16	3	22	19	3	0	0	0.0	0.0	0	1	14	14	0	4	0	1	0	3	3	0	1	0	0	
2017	Raiders	16	16	84	70	14	3	2	0.0	0.0	1	0	0	0	0	9	0	2	0	0	0	0	0	0	0	
2018	Browns	16	8	73	57	16	3	14	1.0	9.0	1	1	0	0	0	8	2	1	0	1	1	0	0	0	0	
2019	Browns	16	6	52	40	12	4	14	1.0	3.0	2	1	0	0	0	4	1	1	4	0	0	0	0	0	0	
<b>TOTALS</b>		<b>92</b>	<b>51</b>	<b>327</b>	<b>265</b>	<b>62</b>	<b>12</b>	<b>32</b>	<b>2.0</b>	<b>12.0</b>	<b>5</b>	<b>5</b>	<b>44</b>	<b>28</b>	<b>0</b>	<b>43</b>	<b>5</b>	<b>6</b>	<b>4</b>	<b>4</b>	<b>4</b>	<b>0</b>	<b>1</b>	<b>1</b>	<b>0</b>	

## T.J. CARRIE'S - NFL POSTSEASON STATISTICS

DATE	TEAM	GP	GS	TACKLES								INTERCEPTIONS					FUMBLES			ST				MISC		
				TK	S	A	TFL	YDS	SK	YDS	QBH	NO	YDS	LG	TD	PD	FF	FR	YDS	TK	S	A	FF	FR	S	A
2016	Raiders	1	1	2	2	0	0	0	0.0	0.0	0	0	0	0	0	1	0	0	0	1	1	0	0	0	0	
<b>TOTALS</b>		<b>1</b>	<b>1</b>	<b>2</b>	<b>2</b>	<b>0</b>	<b>0</b>	<b>0</b>	<b>0.0</b>	<b>0.0</b>	<b>0</b>	<b>0</b>	<b>0</b>	<b>0</b>	<b>0</b>	<b>1</b>	<b>0</b>	<b>0</b>	<b>0</b>	<b>1</b>	<b>1</b>	<b>0</b>	<b>0</b>	<b>0</b>	<b>0</b>	

### SINGLE-GAME HIGHS: DEFENSIVE

<b>Total Tackles</b>	12 at Oakland Raiders, Sep 30, 2018 10 vs. Seattle Seahawks, Oct 13, 2019 8 at Houston Texans, Dec 02, 2018 ...3 more at 8.	<b>Interceptions</b>	1 vs. Los Angeles Rams, Sep 22, 2019 ...4 more at 1.
<b>Sacks</b>	1.0 vs. Miami Dolphins, Nov 24, 2019 ...1 more at 1.0.	<b>Interception Return Yards</b>	28 vs. Miami Dolphins, Sep 28, 2014 14 at Kansas City Chiefs, Dec 08, 2016
<b>Passes Defensed</b>	2 vs. Los Angeles Rams, Sep 22, 2019 ...9 more at 2.	<b>Special Teams Tackles</b>	2 at Kansas City Chiefs, Jan 03, 2016 1 vs. Kansas City Chiefs, Nov 04, 2018 ...3 more at 1.
<b>Forced Fumbles</b>	1 vs. Cincinnati Bengals, Dec 08, 2019 ...4 more at 1.	<b>Special Teams Forced Fumbles</b>	1 at Baltimore Ravens, Oct 02, 2016
<b>Fumble Recoveries</b>	1 at New York Jets, Sep 16, 2019 ...5 more at 1.	<b>Special Teams Fumble Recoveries</b>	1 vs. San Diego Chargers, Oct 12, 2014
<b>Tackles For Loss</b>	3 vs. Seattle Seahawks, Oct 13, 2019 2 vs. San Francisco 49ers, Dec 07, 2014 1 vs. Miami Dolphins, Nov 24, 2019 ...6 more at 1.		

### SINGLE-GAME HIGHS - POSTSEASON: DEFENSIVE

<b>Total Tackles</b>	2 at Houston Texans, Jan 07, 2017	<b>Special Teams Tackles</b>	1 at Houston Texans, Jan 07, 2017
<b>Passes Defensed</b>	1 at Houston Texans, Jan 07, 2017		

### 2014 GAME-BY-GAME REGULAR SEASON STATISTICS (RAIDERS)

DATE	OPPONENT	P/S	TACKLES								INTERCEPTIONS					FUMBLES			ST				MISC			
			TK	S	A	SK	YDS	TFL	YDS	QBH	NO	YDS	LG	TD	PD	FF	FR	YDS	TK	S	A	FF	FR	S	A	
09/07	at Jets	P	5	2	3	0	0	0	0	0	0	0	0	0	0	1	1	0	0	0	0	0	0	0	L	14-19
09/14	Texans	P	0	0	0	0	0	0	0	0	0	0	0	0	0	0	0	0	0	0	0	0	0	0	L	14-30
09/21	at Patriots	P	3	3	0	0	0	0	0	0	0	0	0	0	0	0	0	0	0	0	0	0	0	0	L	9-16
09/28	Dolphins	P	5	5	0	0	0	0	0	0	1	28	28	0	1	0	0	0	0	0	0	0	0	0	L	14-38
10/12	Chargers	S	4	3	1	0	0	0	0	0	0	0	0	2	0	0	0	0	0	0	0	0	1	0	L	28-31
10/19	Cardinals	P	4	4	0	0	0	0	0	0	0	0	0	1	0	0	0	0	0	0	0	0	0	0	L	13-24
10/26	at Browns	P	1	0	1	0	0	0	0	0	0	0	0	0	0	0	0	0	0	0	0	0	0	0	L	13-23
11/02	at Seahawks	S	2	2	0	0	0	0	0	0	1	0	0	0	1	0	0	0	0	0	0	0	0	0	L	24-30
11/09	Broncos																								L	17-41
11/16	at Chargers	S	5	3	2	0	0	0	0	0	0	0	0	1	0	0	0	0	0	0	0	0	0	0	L	6-13
11/20	Chiefs																								W	24-20
11/30	at Rams	P	1	1	0	0	0	0	0	0	0	0	0	0	0	0	0	0	0	0	0	0	0	0	L	0-52
12/07	49ers	P	7	7	0	0	0	2	2	2	0	0	0	0	0	0	0	0	0	0	0	0	0	0	W	24-13
12/14	at Chiefs	P	4	4	0	0	0	0	0	0	0	0	0	1	0	0	0	0	0	0	0	0	0	0	L	13-31
12/21	Bills	S	3	3	0	0	0	0	0	0	0	0	0	2	0	0	0	0	0	0	0	0	0	0	W	26-24
12/28	at Broncos																								L	14-47
<b>2014 TOTALS</b>		<b>13-4</b>	<b>44</b>	<b>37</b>	<b>7</b>	<b>0.0</b>	<b>0.0</b>	<b>2</b>	<b>2</b>	<b>1</b>	<b>1</b>	<b>28</b>	<b>28</b>	<b>0</b>	<b>9</b>	<b>1</b>	<b>1</b>	<b>0</b>	<b>0</b>	<b>0</b>	<b>0</b>	<b>0</b>	<b>1</b>	<b>0</b>	<b>0</b>	<b>3-13</b>





# 74 ANTHONY CASTONZO

TACKLE



6-7 • 307

NFL EXP: 10 (10th Year with Colts)

BORN: 8/9/88



BOSTON  
COLLEGE



Castonzo was selected by the Colts in the first round (22nd overall) of the 2011 NFL Draft.

## DOWN THE STRETCH

**Favorite team and/or athlete outside of football:**

Chicago Bulls

**Favorite music:** Anything but country

**Hobbies outside of football:** Cooking, eating and anything with food. Also movies.

**Favorite food:** Mom's Sunday red gravy

**Favorite movie:** "The Godfather: Part II"

**What's the one thing you couldn't live without:**

Water

**Pregame ritual:** I go on the early bus and then get my body ready. I really don't have any superstitious rituals. I basically have a set series of events that get my body ready to go.

**What's on your bucket list:** I just want to travel. I have a lot of places that I want to travel to. I would like to see the Pyramids and the Middle East at some point.

**What is your go to karaoke song:** One Direction - "What Makes You Beautiful"

**Do you have any nicknames:** AC is the main one.

**Pets:** I have a dog named Charles. He is like a fourth generation Mutt. So he has like 30 breeds in him.

**Who are your mentors:** Gosder Cherilus. He took me under his wing when I was in college as a freshman. He really kind of helped me through college. He was here actually for a couple years and we ended up together again. He mentored me again. So he has helped me out a bunch.

**Pet peeve:** People who don't know how to drive on the highway.




@ANTHONYCASTONZO



## 75TH ANNIVERSARY USO TRIP TO JAPAN

On the heels of kicking off its 75th anniversary and Super Bowl 50, both the USO and NFL celebrated another milestone, which was their 50-year partnership. To mark the longstanding relationship, the organization deployed their first USO/NFL team themed tour of the year when Castonzo, former Head Coach Chuck Pagano and three teammates visited service members and military families stationed in Japan in February of 2016. The group visited eight military bases, traveled aboard a naval ship, toured the newly opened USO Camp Kinser and participated in a 75th anniversary USO celebration at USO Camp Hanson.



## WHALEROCK INDUSTRIES EXTERNSHIP

Prior to the start of the 2017 season, Castonzo spent three weeks in Southern California with Whalerock Industries as part of an externship offered by the NFLPA. The goal of the externship is to help prepare players for life after football. Castonzo's interest in computer coding made Whalerock a perfect match. In addition to learning computer technology, coding, web design and app development, Castonzo built his first game, "Defend Your Kingdom" using five programming languages.



Photo courtesy of Apple

## NFL HIGHLIGHTS

- Has started all 132 games he has played in during his NFL career in Indianapolis.
- Started 16 games in 2019 and helped Marlon Mack become the first Colts 1,000-yard single-season rusher since 2016. In Week 1, he helped Marlon Mack rush for a career-high 174 yards. It was the most by a Colts running back since Dominic Rhodes rushed for 177 yards against Atlanta in 2001. In Week 11 vs. Jacksonville, he helped the Colts rush for 264 yards, which is the 12th highest total in team history and the most for the Colts since 11/21/04 against Chicago (275).
- In 2018, he started 11 games as the offensive line led the NFL in fewest sacks allowed. In Weeks 7 and 8, he started both games and helped the Colts rush for over 200 yards in back-to-back games, which was the first time in the same season since 1985. Was part of an offensive line that didn't allow a sack in five straight games, which tied the New York Giants (2010) and Tennessee Titans (2008) for the third-longest streak since 1982. Started two postseason games and helped the Colts rush for a postseason franchise-record 200 yards during the AFC Wild Card weekend.
- Started all 16 games at left tackle for the second consecutive season in 2017 and blocked for a Colts offense that averaged 284.6 yards per game as Jacoby Brissett threw for 3,098 yards and 13 touchdowns.
- In 2016, opened rushing lanes for running back Frank Gore to log the team's first 1,000-yard rushing season since 2007.
- Played and started in 66 consecutive games, dating back to his rookie season in 2011. His streak ended following a Week 11 victory at Atlanta on Nov. 22, 2015.
- Participated in 1,090 offensive plays in 2014, which led all NFL players.
- Assisted a Colts offense that set a franchise single-season record for net yards (6,506) and net passing

## NFL HIGHLIGHTS CONT...

- yards (4,894) in 2014.
- Caught his first career pass for a one-yard touchdown on Nov. 16, 2014 against New England. He was the first Colts offensive lineman to score a touchdown dating back to 2008.
- Blocked for quarterback Andrew Luck (2012-14) who threw for the most passing yards (12,957) in the first three seasons of a quarterback's career in NFL history.
- Part of an offensive line that assisted the Colts in averaging 27.5 rushing attempts and 104.4 rushing yards per game in 2012.

## COLLEGE HIGHLIGHTS

- Set a school record with 54 career starts on the offensive line at Boston College.
- Was a team captain as a senior and allowed only 1.0 sack during the season. Helped running back Montel Harris lead the conference in rushing while Boston College running backs totaled nine 100-plus yard outings.
- Was an All-America third-team selection by The Associated Press and an All-Atlantic Coast Conference first-team pick.
- As a junior, allowed only 1.0 sack and was an All-ACC first-team selection and *SI.com* honorable mention All-America choice.
- Was a Second Team All-ACC selection and All-Sophomore first-team choice by the *College Football News* in his second year.
- Started every game as a true freshman and was an All-ACC Freshman Team pick by *Sporting News*.
- Holds a degree in biochemistry.
- Was a Rhodes Scholarship candidate, a National Football Foundation National Scholar-Athlete and a finalist for the William V. Campbell Trophy and Lowe's Senior CLASS Award.







## PERSONAL

- Attended Lake Zurich (Ill.) High School and competed at offensive tackle and defensive tackle while playing basketball and earning all-conference honors in discus.
- Was an Illinois State Athletic Scholar.
- His father, Bill, played football at Illinois and brother, Bill, Jr., played at Drake.
- Regularly supports Riley Hospital for Children through the Miracle Ride and visits to patients.
- Celebrated the USO's 75th anniversary and the 50th anniversary between the organization and the NFL when he traveled to Japan to visit servicemen and women in February of 2016.
- Participated in the Colts annual playground build.
- Takes part as a Colts Community Ticket Block sponsor.
- Supports the Colts holiday shopping spree for low-income youth.
- Has participated in the team's Riley Hospital Caroling event where he sings carols and distributes gifts to patients at the hospital.
- Supports Kids' Voice of Indiana and was the host for the 2013 Golf Classic.
- Has volunteered at the Humane Society of Indianapolis.
- Was a drill leader for the Riley Hospital Change the Play Kickoff event.
- In 2019, he participated in the Colts Haunted Runway show with kids who were battling cancer.
- Born in Hawthorn Woods, Ill.

## ANTHONY CASTONZO'S - NFL REGULAR SEASON STATISTICS

DATE	TEAM	GP	GS
2011	Colts	12	12
2012	Colts	16	16
2013	Colts	16	16
2014	Colts	16	16
2015	Colts	13	13
2016	Colts	16	16
2017	Colts	16	16
2018	Colts	11	11
2019	Colts	16	16
<b>TOTALS</b>		<b>132</b>	<b>132</b>

## ANTHONY CASTONZO'S - NFL POSTSEASON STATISTICS

DATE	TEAM	GP	GS
2012	Colts	1	1
2013	Colts	2	2
2014	Colts	3	3
2018	Colts	2	2
<b>TOTALS</b>		<b>8</b>	<b>8</b>





## 2011 GAME-BY-GAME REGULAR SEASON STATISTICS (COLTS)

DATE	OPPONENT	P/S		W/L	SCORE
09/11	at Texans	S		L	7-34
09/18	Browns	S		L	19-27
09/25	Steelers	S		L	20-23
10/03	at Buccaneers	S		L	17-24
10/09	Chiefs		INACTIVE	L	24-28
10/16	at Bengals		INACTIVE	L	17-27
10/23	at Saints		INACTIVE	L	7-62
10/30	at Titans		INACTIVE	L	10-27
11/06	Falcons	S		L	7-31
11/13	Jaguars	S		L	3-17
11/27	Panthers	S		L	19-27
12/04	at Patriots	S		L	24-31
12/11	at Ravens	S		L	10-24
12/18	Titans	S		W	27-13
12/22	Texans	S		W	19-16
01/01	at Jaguars	S		L	13-19
<b>2011 TOTALS</b>		<b>12-12</b>		<b>2-14</b>	

## 2012 GAME-BY-GAME REGULAR SEASON STATISTICS (COLTS)

DATE	OPPONENT	P/S		W/L	SCORE
09/09	at Bears	S		L	21-41
09/16	Vikings	S		W	23-20
09/23	Jaguars	S		L	17-22
10/07	Packers	S		W	30-27
10/14	at Jets	S		L	9-35
10/21	Browns	S		W	17-13
10/28	at Titans	S		W	19-13+
11/04	Dolphins	S		W	23-20
11/08	at Jaguars	S		W	27-10
11/18	at Patriots	S		L	24-59
11/25	Bills	S		W	20-13
12/02	at Lions	S		W	35-33
12/09	Titans	S		W	27-23
12/16	at Texans	S		L	17-29
12/23	at Chiefs	S		W	20-13
12/30	Texans	S		W	28-16
<b>2012 TOTALS</b>		<b>16-16</b>		<b>11-5</b>	

+ - Overtime

## 2013 GAME-BY-GAME REGULAR SEASON STATISTICS (COLTS)

DATE	OPPONENT	P/S		W/L	SCORE
09/08	Raiders	S		W	21-17
09/15	Dolphins	S		L	20-24
09/22	at 49ers	S		W	27-7
09/29	at Jaguars	S		W	37-3
10/06	Seahawks	S		W	34-28
10/14	at Chargers	S		L	9-19
10/20	Broncos	S		W	39-33
11/03	at Texans	S		W	27-24
11/10	Rams	S		L	8-38
11/14	at Titans	S		W	30-27
11/24	at Cardinals	S		L	11-40
12/01	Titans	S		W	22-14
12/08	at Bengals	S		L	28-42
12/15	Texans	S		W	25-3
12/22	at Chiefs	S		W	23-7
12/29	Jaguars	S		W	30-10
<b>2013 TOTALS</b>		<b>16-16</b>		<b>11-5</b>	





## 2014 GAME-BY-GAME REGULAR SEASON STATISTICS (COLTS)

DATE	OPPONENT	P/S	W/L	SCORE
09/07	at Broncos	S	L	24-31
09/15	Eagles	S	L	27-30
09/21	at Jaguars	S	W	44-17
09/28	Titans	S	W	41-17
10/05	Ravens	S	W	20-13
10/09	at Texans	S	W	33-28
10/19	Bengals	S	W	27-0
10/26	at Steelers	S	L	34-51
11/03	at Giants	S	W	40-24
11/16	Patriots	S	L	20-42
11/23	Jaguars	S	W	23-3
11/30	Washington	S	W	49-27
12/07	at Browns	S	W	25-24
12/14	Texans	S	W	17-10
12/21	at Cowboys	S	L	7-42
12/28	at Titans	S	W	27-10
<b>2014 TOTALS</b>	<b>16-16</b>		<b>11-5</b>	

## 2015 GAME-BY-GAME REGULAR SEASON STATISTICS (COLTS)

DATE	OPPONENT	P/S	W/L	SCORE
09/13	at Bills	S	L	14-27
09/21	Jets	S	L	7-20
09/27	at Titans	S	W	35-33
10/04	Jaguars	S	W	16-13+
10/08	at Texans	S	W	27-20
10/18	Patriots	S	L	27-34
10/25	Saints	S	L	21-27
11/02	at Panthers	S	L	26-29+
11/08	Broncos	S	W	27-24
11/22	at Falcons	S	W	24-21
11/29	Buccaneers		W	25-12
12/06	at Steelers		L	10-45
12/13	at Jaguars		L	16-51
12/20	Texans	S	L	10-16
12/27	at Dolphins	S	W	18-12
01/03	Titans	S	W	30-24
<b>2015 TOTALS</b>	<b>13-13</b>		<b>8-8</b>	

+ - Overtime

## 2016 GAME-BY-GAME REGULAR SEASON STATISTICS (COLTS)

DATE	OPPONENT	P/S	W/L	SCORE
09/11	Lions	S	L	35-39
09/18	at Broncos	S	L	20-34
09/25	Chargers	S	W	26-22
10/02	at Jaguars	S	L	27-30
10/09	Bears	S	W	29-23
10/16	at Texans	S	L	23-26+
10/23	at Titans	S	W	34-26
10/30	Chiefs	S	L	14-30
11/06	at Packers	S	W	31-26
11/20	Titans	S	W	24-17
11/24	Steelers	S	L	7-28
12/05	at Jets	S	W	41-10
12/11	Texans	S	L	17-22
12/18	at Vikings	S	W	34-6
12/24	at Raiders	S	L	25-33
01/01	Jaguars	S	W	24-20
<b>2016 TOTALS</b>	<b>16-16</b>		<b>8-8</b>	

+ - Overtime





## 2017 GAME-BY-GAME REGULAR SEASON STATISTICS (COLTS)

DATE	OPPONENT	P/S	W/L	SCORE
09/10	at Rams	S	L	9-46
09/17	Cardinals	S	L	13-16+
09/24	Browns	S	W	31-28
10/01	at Seahawks	S	L	18-46
10/08	49ers	S	W	26-23+
10/16	at Titans	S	L	22-36
10/22	Jaguars	S	L	0-27
10/29	at Bengals	S	L	23-24
11/05	at Texans	S	W	20-14
11/12	Steelers	S	L	17-20
11/26	Titans	S	L	16-20
12/03	at Jaguars	S	L	10-30
12/10	at Bills	S	L	7-13+
12/14	Broncos	S	L	13-25
12/23	at Ravens	S	L	16-23
12/31	Texans	S	W	22-13
<b>2017 TOTALS</b>		<b>16-16</b>	<b>4-12</b>	

+ - Overtime

## 2018 GAME-BY-GAME REGULAR SEASON STATISTICS (COLTS)

DATE	OPPONENT	P/S	W/L	SCORE
09/09	Bengals		L	23-34
09/16	at Washington		W	21-9
09/23	at Eagles		L	16-20
09/30	Texans		L	34-37+
10/04	at Patriots		L	24-38
10/14	at Jets	S	L	34-42
10/21	Bills	S	W	37-5
10/28	at Raiders	S	W	42-28
11/11	Jaguars	S	W	29-26
11/18	Titans	S	W	38-10
11/25	Dolphins	S	W	27-24
12/02	at Jaguars	S	L	0-6
12/09	at Texans	S	W	24-21
12/16	Cowboys	S	W	23-0
12/23	Giants	S	W	28-27
12/30	at Titans	S	W	33-17
<b>2018 TOTALS</b>		<b>11-11</b>	<b>10-6</b>	

+ - Overtime

## 2019 GAME-BY-GAME REGULAR SEASON STATISTICS (COLTS)

DATE	OPPONENT	P/S	W/L	SCORE
09/08	at Chargers	S	L	24-30+
09/15	at Titans	S	W	19-17
09/22	Falcons	S	W	27-24
09/29	Raiders	S	L	24-31
10/06	at Chiefs	S	W	19-13
10/20	Texans	S	W	30-23
10/27	Broncos	S	W	15-13
11/03	at Steelers	S	L	24-26
11/10	Dolphins	S	L	12-16
11/17	Jaguars	S	W	33-13
11/21	at Texans	S	L	17-20
12/01	Titans	S	L	17-31
12/08	at Buccaneers	S	L	35-38
12/16	at Saints	S	L	7-34
12/22	Panthers	S	W	38-6
12/29	at Jaguars	S	L	20-38
<b>2019 TOTALS</b>		<b>16-16</b>	<b>7-9</b>	

+ - Overtime





## 2012 GAME-BY-GAME POSTSEASON STATISTICS (COLTS)

DATE	OPPONENT	P/S	W/L	SCORE
01/06	at Ravens	S	L	9-24
<b>2012 TOTALS</b>		<b>1-1</b>	<b>0-1</b>	

## 2013 GAME-BY-GAME POSTSEASON STATISTICS (COLTS)

DATE	OPPONENT	P/S	W/L	SCORE
01/04	Chiefs	S	W	45-44
01/11	at Patriots	S	L	22-43
<b>2013 TOTALS</b>		<b>2-2</b>	<b>1-1</b>	

## 2014 GAME-BY-GAME POSTSEASON STATISTICS (COLTS)

DATE	OPPONENT	P/S	W/L	SCORE
01/04	Bengals	S	W	26-10
01/11	at Broncos	S	W	24-13
01/18	at Patriots	S	L	7-45
<b>2014 TOTALS</b>		<b>3-3</b>	<b>2-1</b>	

## 2018 GAME-BY-GAME POSTSEASON STATISTICS (COLTS)

DATE	OPPONENT	P/S	W/L	SCORE
01/05	at Texans	S	W	21-7
01/12	at Chiefs	S	L	13-31
<b>2018 TOTALS</b>		<b>2-2</b>	<b>1-1</b>	



# 62 LE'RAVEN CLARK

TACKLE



6-5 • 311

NFL EXP: 5 (5th Year with Colts)

BORN: 4/22/93



TEXAS TECH



Clark was selected by the Colts in the third round (82nd overall) of the 2016 NFL Draft.

## DOWN THE STRETCH

**Favorite team and/or athlete outside of football:**

Team USA and Rodney Brown

**Favorite musician and/or song:** Lil Boosie

**Hobbies outside of football:** Fishing, hunting and furniture making

**What is something interesting about you that most people may not know:**

I make furniture.

**Favorite food:** Cornbread and milk

**Favorite vacation spot:** My home of Rockdale, Texas

**If you could have lunch with three people, living or dead, who would they be:**

Bill Dance, Bernie Mac and Red Foxx

**Favorite movie:** "Forrest Gump"

**What's the one thing you couldn't live without:**

Football

**Pregame ritual:**

I really don't have a pregame ritual. I just go out to the field and get my pre-stretch in before everyone else and kind of hang out and have time to myself.

**What's on your bucket list:**

I want to do stuff, but it isn't necessarily a bucket list. I don't have to check it off.

**Pet Peeve:** Loud chewing

**Strangest thing that you have ever eaten:**

I wouldn't consider them strange. I'm from a small country town so we hunt and fish a lot. So squirrels and rabbits are like common things.

**Nicknames:**

Raven, Crow, Meathead, Nibbles. That is just a few.

**Mentors:**

When I first got here, Joe Reitz. I'll give a shout out to Joe.


**Favorite TV show:**

My wife and I have been watching "Chopped" lately or "Beat Bobby Flay."



## A CRAFTY VETERAN

Clark uses his hands to engage and drive defenders, but he also uses them to create furniture. "Woodworking is just a hobby of mine." He has created furniture for his own house and also uses items he makes as gifts. "The favorite thing that I have built is a dining table I am still working on for my house." He says he buys the materials himself or gets them donated from friends and doesn't sell any of the finished products. Below are two of his more recent creations.



## NFL HIGHLIGHTS

- Has competed in 35 games (12 starts) in four seasons with the Colts.
- Was inactive for 13 games in 2019. Was active for two games, but did not see game action.
- Played in 12 games (four starts) in 2018 and helped the offense rush for 104 yards in Week 2 at Washington. In Week 4 vs. Houston, helped protect Andrew Luck during a 464-yard, four touchdown performance.
- In 2017, played in 15 games (five starts) and blocked for a Colts offense that averaged 284.6 yards per game as Jacoby Brissett threw for 3,098 yards and 13 touchdowns.
- Competed in eight games and started three contests at right tackle in his 2016 rookie season. Was part of an offensive line that assisted Frank Gore in rushing for the team's first 1,000-yard rusher since 2007.

## COLLEGE HIGHLIGHTS

- Anchor of the Red Raider offensive line that started all 51 games of his four-year collegiate career.
- Earned Second Team All-America honors from CBS Sports following his senior season.
- Was tabbed a three-time All-Big 12 first-team selection by The Associated Press in each of his three seasons playing at left tackle from 2013-15.
- In 2015, served as one of five team captains and started all 13 games at left tackle.
- Was named a First Team All-Big 12 choice for the third consecutive season by the league's coaches, ESPN and The Associated Press.
- Started 12 games at left tackle in 2014, helping to pave the way for Texas Tech's first 1,000-yard rusher (DeAndre Washington) since 2008.
- Earned All-Big 12 first-team honors for the second straight year.
- Moved over to left tackle from the right guard position in 2013 and started all 13 games there.
- Earned First Team All-Big 12 honors from The Associated Press and All-Big 12 second-team honors from the league's coaches in 2013.
- Played guard his freshman year in 2012 and earned First Team Freshman All-America honors from the Football Writers Association of America.
- Started 13 games at right guard and was part of an offensive line that helped pave the way for Red Raider running backs to rush for 1,674 yards during the regular season.
- Redshirted his initial collegiate season in 2011 and was a member of the scout team.

## PERSONAL

- Attended Rockdale (Texas) High School where he was named an Under Armour All-American.
- Ranked as a four-star prospect by *Scout.com* and a three-star recruit by *Rivals.com* and *ESPN.com*.
- Tabbed an all-state selection as a senior.
- Earned District 23-3A honors on both the offensive and defensive lines his junior and senior years.
- Visted Kokomo, Ind. following tornadoes that hit the area in 2016, met with locals and helped load donated food working with the Red Cross.
- Volunteered his time at the team's Hometown Huddle event and participated in fitness activities with kids.
- Read books to local elementary students as part of the Colts Day in Schools event.
- Assisted with the Colts Hunger Relief event and packed meals during the Million Meal Marathon.
- Majored in general studies at Texas Tech.
- A native of Rockdale, Texas.



## LE'RAVEN CLARK'S - NFL REGULAR SEASON STATISTICS

DATE	TEAM	GP	GS
2016	Colts	8	3
2017	Colts	15	5
2018	Colts	12	4
2019	Colts	0	0
<b>TOTALS</b>		<b>35</b>	<b>12</b>

## LE'RAVEN CLARK'S - NFL POSTSEASON STATISTICS

DATE	TEAM	GP	GS
2018	Colts	0	0
<b>TOTALS</b>		<b>0</b>	<b>0</b>

## 2016 GAME-BY-GAME REGULAR SEASON STATISTICS (COLTS)

DATE	OPPONENT	P/S		W/L	SCORE
09/11	Lions	P		L	35-39
09/18	at Broncos		INACTIVE	L	20-34
09/25	Chargers		INACTIVE	W	26-22
10/02	at Jaguars	P		L	27-30
10/09	Bears		INACTIVE	W	29-23
10/16	at Texans		INACTIVE	L	23-26+
10/23	at Titans	P		W	34-26
10/30	Chiefs		INACTIVE	L	14-30
11/06	at Packers	P		W	31-26
11/20	Titans		INACTIVE	W	24-17
11/24	Steelers		INACTIVE	L	7-28
12/05	at Jets		INACTIVE	W	41-10
12/11	Texans	P		L	17-22
12/18	at Vikings	S		W	34-6
12/24	at Raiders	S		L	25-33
01/01	Jaguars	S		W	24-20
<b>2016 TOTALS</b>		<b>8-3</b>		<b>8-8</b>	

+ - Overtime

## 2017 GAME-BY-GAME REGULAR SEASON STATISTICS (COLTS)

DATE	OPPONENT	P/S		W/L	SCORE
09/10	at Rams	P		L	9-46
09/17	Cardinals	P		L	13-16+
09/24	Browns	P		W	31-28
10/01	at Seahawks	P		L	18-46
10/08	49ers	P		W	26-23+
10/16	at Titans	S		L	22-36
10/22	Jaguars	S		L	0-27
10/29	at Bengals	S		L	23-24
11/05	at Texans	P		W	20-14
11/12	Steelers		INACTIVE	L	17-20
11/26	Titans	P		L	16-20
12/03	at Jaguars	P		L	10-30
12/10	at Bills	P		L	7-13+
12/14	Broncos	P		L	13-25
12/23	at Ravens	S		L	16-23
12/31	Texans	S		W	22-13
<b>2017 TOTALS</b>		<b>15-5</b>		<b>4-12</b>	

+ - Overtime





## 2018 GAME-BY-GAME REGULAR SEASON STATISTICS (COLTS)

DATE	OPPONENT	P/S		W/L	SCORE
09/09	Bengals		INACTIVE	L	23-34
09/16	at Washington	S		W	21-9
09/23	at Eagles	S		L	16-20
09/30	Texans	S		L	34-37+
10/04	at Patriots	S		L	24-38
10/14	at Jets	P		L	34-42
10/21	Bills	P		W	37-5
10/28	at Raiders	P		W	42-28
11/11	Jaguars	P		W	29-26
11/18	Titans	P		W	38-10
11/25	Dolphins	P		W	27-24
12/02	at Jaguars		INACTIVE	L	0-6
12/09	at Texans		INACTIVE	W	24-21
12/16	Cowboys	P		W	23-0
12/23	Giants	P		W	28-27
12/30	at Titans		ON INACTIVE LIST	W	33-17
<b>2018 TOTALS</b>		<b>12-4</b>		<b>10-6</b>	

+ - Overtime

## 2019 GAME-BY-GAME REGULAR SEASON STATISTICS (COLTS)

DATE	OPPONENT	P/S		W/L	SCORE
09/08	at Chargers		ON INACTIVE LIST	L	24-30+
09/15	at Titans		INACTIVE	W	19-17
09/22	Falcons		INACTIVE	W	27-24
09/29	Raiders		INACTIVE	L	24-31
10/06	at Chiefs		INACTIVE	W	19-13
10/20	Texans		INACTIVE	W	30-23
10/27	Broncos		INACTIVE	W	15-13
11/03	at Steelers		INACTIVE	L	24-26
11/10	Dolphins		DID NOT PLAY (NON-INJURY)	L	12-16
11/17	Jaguars		INACTIVE	W	33-13
11/21	at Texans		DID NOT PLAY (NON-INJURY)	L	17-20
12/01	Titans		INACTIVE	L	17-31
12/08	at Buccaneers		INACTIVE	L	35-38
12/16	at Saints		INACTIVE	L	7-34
12/22	Panthers		INACTIVE	W	38-6
12/29	at Jaguars		DID NOT PLAY (NON-INJURY)	L	20-38
<b>2019 TOTALS</b>		<b>0-0</b>		<b>7-9</b>	

+ - Overtime

## 2018 GAME-BY-GAME POSTSEASON STATISTICS (COLTS)

DATE	OPPONENT	P/S		W/L	SCORE
01/05	at Texans		INACTIVE	W	21-7
01/12	at Chiefs		INACTIVE	L	13-31
<b>2018 TOTALS</b>		<b>0-0</b>		<b>1-1</b>	



**6-1 • 285**

**NFL EXP: 5 (1st Year with Colts)**

**BORN: 7/1/94**



**INDIANAPOLIS  
(WARREN  
CENTRAL HS)**



**NOTRE DAME**



**Day was signed by the Colts as an unrestricted free agent on March 25, 2020.**

### **GETTING BACK TO THE BASICS**

Even during his time away from Indianapolis, Day stayed connected to his roots by hosting an annual "Sheldon's Daylight Camp," a youth football camp located at his high school Warren Central. During a speech where Day addressed the campers, he explained how he was cut from his 6th grade Little Warrior football team and he realized that he never wanted something to be taken away from him again. In 2019, Day brought the campers on a field trip to the University of Notre Dame where he attended college and played football. While they were there, the campers were addressed by Notre Dame Head Coach Brian Kelly and were not only inspired to play football but to furthering their education into college.



### **I'M COMING HOME**

Day is returning to his hometown of Indianapolis after his first four seasons in the NFL. He was selected by the Jacksonville Jaguars in the fourth round of the 2016 NFL Draft, but was waived midseason. In 2017, Day was claimed off waivers soon after and spent the last three years (2017-19) with the San Francisco 49ers. He attended Warren Central High School and played defensive line for the Warriors. In Day's senior year he was named the runner-up for the 2011 Indiana Mr. Football award, was a five-star recruit and was named the No. 18 defensive tackle in his class. He was a Colts fan growing up and couldn't wait to represent the Horseshoe. "Every Sunday after church we would try to rush home and beat the church traffic to make sure that we got home to watch the Colts games. It was really big in my household, and just getting the opportunity to go put on the Horseshoe and play for the hometown team, it's something special."





## NFL HIGHLIGHTS

- Has played in 56 career games (two starts) in his time with the San Francisco 49ers (2017-19) and Jacksonville Jaguars (2016-17). He has totaled 53 tackles (38 solo), 14.0 tackles for loss, 6.0 sacks and four passes defended. Day has started three postseason contests and has tallied three tackles (two solo) and 1.0 tackle for loss.
- In 2019, appeared in all 16 games (two starts) and tallied 15 tackles (10 solo), 3.0 tackles for loss and 1.0 sack. Started all three postseason contests and tallied three tackles (two solo) and 1.0 tackle for loss. In Super Bowl LIV, he recorded one solo tackle. Made his first NFL start in Week 16 at the Los Angeles Rams and recorded two tackles (one solo).
- Played in 12 games in 2018 and recorded 11 tackles (nine solo), 2.0 tackles for loss, 2.0 sacks and two passes defended.
- Appeared in 12 total games in 2017 between his time with Jacksonville and San Francisco and accumulated 19 tackles (13 solo), a career-high 5.0 tackles for loss, 2.0 sacks and two passes defended. Appeared in six games with Jacksonville and tallied three tackles (one solo), 1.0 tackle for loss, 1.0 sack and one pass defended. Played in six games with San Francisco and tallied 16 tackles (12 solo), 4.0 tackles for loss, 1.0 sack and one pass defended.
- In 2016, appeared in all 16 games with the Jaguars and recorded eight tackles (six solo), 4.0 tackles for loss and 1.0 sack. Recorded his first sack in Week 16 vs. Tennessee.

## COLLEGE HIGHLIGHTS

- Appeared in 48 games (32 starts) at Notre Dame and recorded 141 tackles (91 solo), 32.0 tackles for loss, 7.5 sacks, eight passes defended, two forced fumbles and two fumble recoveries.
- Started all 13 games as a senior and tallied 45 tackles (33 solo), a team-high 15.5 tackles for loss, 4.0 sacks, four passes defended and two forced fumbles. Selected as a season-long captain at the beginning of the season and his 15.5 tackles for loss were the most by a Notre Dame player since 2006. Named First Team All-America by *USA Today*, and Second Team All-America by *The Associated Press*, FWA and Phil Steele.
- In 2014, he was a team captain and started 11 games and accumulated 40 tackles (24 solo), 7.5 tackles for loss, 1.0 sack, two passes defended and two fumble recoveries.
- As a sophomore, he played in 11 games (eight starts) and recorded 33 tackles (21 solo), 5.5 tackles for loss, half a sack and one pass defended.
- In 2012, he appeared in 13 games and recorded 23 tackles (13 solo), 3.5 tackles for loss, 2.0 sacks and one pass defended.

## PERSONAL

- Attended Warren Central High School in Indianapolis.
- As a senior, he was named all-state after he tallied 55 tackles, 12.0 tackles for loss, 9.0 sacks and two fumble recoveries.
- Was selected to the Second Team High School All-American Team by *Sports Illustrated* in 2011.
- Rated as the second-best player in Indiana and the No. 10 defensive tackle prospect by *247Sports*.
- Named the *Indianapolis Star* Super Team Player of the Year in 2011 and was the runner-up for the 2011 Indiana Mr. Football Award.
- Represented the Boys & Girls Club in Silicon Valley for the 2019 My Cause My Cleats Campaign.
- Participated in numerous community initiatives with the 49ers including the Hope for the Holidays event and hosting a Thanksgiving dinner.
- Since the 2017 offseason, Day hosts an annual football camp at Warren Central High School that lasts four days and has over 150 kids.
- Majored in information technologies management.
- A native of Indianapolis, Ind.

## ADDITIONAL TRANSACTIONS

- Claimed by San Francisco off waivers from Jacksonville on November 20, 2017.
- Waived by the Jaguars on November 18, 2017.
- Selected by the Jacksonville Jaguars in the fourth round (103rd overall) of the 2016 NFL Draft.



# 91 SHELDON DAY

## DEFENSIVE TACKLE



### 2017 GAME-BY-GAME REGULAR SEASON STATISTICS (JAGUARS/49ERS)

DATE	OPPONENT	P/S	TACKLES							INTERCEPTIONS				FUMBLES			ST				MISC		W/L	SCORE				
			TK	S	A	SK	YDS	TFL	YDS	QBH	NO	YDS	LG	TD	PD	FF	FR	YDS	TK	S	A	FF			FR	S	A	
09/10	at Texans	P	1	0	1	0.0	0.0	0	0	0	0	0	0	0	0	0	0	0	0	0	0	0	0	0	0	0	W	29-7
09/17	Titans		INACTIVE																				L	16-37				
09/24	Ravens	P	0	0	0	0.0	0.0	0	0	0	0	0	0	0	0	0	0	0	0	0	0	0	0	0	0	W	44-7	
10/01	at Jets	P	1	0	1	0.0	0.0	0	0	0	0	0	0	0	0	0	0	0	0	0	0	0	0	0	0	L	20-23+	
10/08	at Steelers	P	0	0	0	0.0	0.0	0	0	0	0	0	0	0	0	0	0	0	0	0	0	0	0	0	0	W	30-9	
10/15	Rams	P	0	0	0	0.0	0.0	0	0	0	0	0	0	0	0	0	0	0	0	0	0	0	0	0	0	L	17-27	
10/22	at Colts	P	1	1	0	1.0	6.0	1	6	2	0	0	0	0	1	0	0	0	0	0	0	0	0	0	0	W	27-0	
11/05	Bengals		INACTIVE																				W	23-7				
11/12	Chargers		INACTIVE																				W	20-17+				
11/19	at Browns		DID NOT PLAY																				W	19-7				
Went from <b>Jaguars</b> to <b>49ers</b> .																												
11/26	Seahawks	P	2	2	0	0.0	0.0	0	0	0	0	0	0	0	0	0	0	0	0	0	0	0	0	0	0	L	13-24	
12/03	at Bears	P	3	3	0	0.0	0.0	0	0	0	0	0	0	0	0	0	0	0	0	0	0	0	0	0	0	W	15-14	
12/10	at Texans	P	2	0	2	0.0	0.0	0	0	0	0	0	0	0	0	0	0	0	0	0	0	0	0	0	0	W	26-16	
12/17	Titans	P	2	2	0	0.0	0.0	1	3	0	0	0	0	0	0	0	0	0	0	0	0	0	0	0	0	W	25-23	
12/24	Jaguars	P	2	1	1	0.0	0.0	1	0	0	0	0	0	1	0	0	0	0	0	0	0	0	0	0	0	W	44-33	
12/31	at Rams	P	5	4	1	1.0	9.0	2	12	2	0	0	0	0	0	0	0	0	0	0	0	0	0	0	0	W	34-13	
<b>2017 TOTALS</b>		<b>12-0</b>	<b>19</b>	<b>13</b>	<b>6</b>	<b>2.0</b>	<b>15.0</b>	<b>5</b>	<b>21</b>	<b>4</b>	<b>0</b>	<b>0</b>	<b>0</b>	<b>0</b>	<b>2</b>	<b>0</b>	<b>0</b>	<b>0</b>	<b>0</b>	<b>0</b>	<b>0</b>	<b>0</b>	<b>0</b>	<b>0</b>	<b>0</b>	<b>0</b>	<b>12-4</b>	

+ - Overtime

### 2018 GAME-BY-GAME REGULAR SEASON STATISTICS (49ERS)

DATE	OPPONENT	P/S	TACKLES							INTERCEPTIONS				FUMBLES			ST				MISC		W/L	SCORE			
			TK	S	A	SK	YDS	TFL	YDS	QBH	NO	YDS	LG	TD	PD	FF	FR	YDS	TK	S	A	FF			FR	S	A
09/09	at Vikings	P	1	1	0	0.0	0.0	0	0	0	0	0	0	0	0	0	0	0	0	0	0	0	0	0	0	L	16-24
09/16	Lions	P	0	0	0	0.0	0.0	0	0	0	0	0	0	1	0	0	0	0	0	0	0	0	0	0	0	W	30-27
09/23	at Chiefs	P	0	0	0	0.0	0.0	0	0	0	0	0	0	1	0	0	0	0	0	0	0	0	0	0	0	L	27-38
09/30	at Chargers	P	1	1	0	1.0	8.0	1	8	1	0	0	0	0	0	0	0	0	0	0	0	0	0	0	0	L	27-29
10/07	Cardinals	P	0	0	0	0.0	0.0	0	0	0	0	0	0	0	0	0	0	0	0	0	0	0	0	0	0	L	18-28
10/15	at Packers	P	1	1	0	1.0	5.0	1	5	1	0	0	0	0	0	0	0	0	0	0	0	0	0	0	0	L	30-33
10/21	Rams	P	3	2	1	0.0	0.0	0	0	0	0	0	0	0	0	0	0	0	0	0	0	0	0	0	0	L	10-39
10/28	at Cardinals	P	1	1	0	0.0	0.0	0	0	0	0	0	0	0	0	0	0	0	0	0	0	0	0	0	0	L	15-18
11/01	Raiders	P	1	1	0	0.0	0.0	0	0	0	0	0	0	0	0	0	0	0	0	0	0	0	0	0	0	W	34-3
11/12	Giants	P	0	0	0	0.0	0.0	0	0	0	0	0	0	0	0	0	0	0	0	0	0	0	0	0	0	L	23-27
11/25	at Buccaneers	P	3	2	1	0.0	0.0	0	0	0	0	0	0	0	0	0	0	0	0	0	0	0	0	0	0	L	9-27
12/02	at Seahawks	P	0	0	0	0.0	0.0	0	0	1	0	0	0	0	0	0	0	0	0	0	0	0	0	0	0	L	16-43
12/09	Broncos		INACTIVE																				W	20-14			
12/16	Seahawks		ON INACTIVE LIST																				W	26-23+			
12/23	Bears		INACTIVE																				L	9-14			
12/30	at Rams		ON INACTIVE LIST																				L	32-48			
<b>2018 TOTALS</b>		<b>12-0</b>	<b>11</b>	<b>9</b>	<b>2</b>	<b>2.0</b>	<b>13.0</b>	<b>2</b>	<b>13</b>	<b>3</b>	<b>0</b>	<b>0</b>	<b>0</b>	<b>0</b>	<b>2</b>	<b>0</b>	<b>0</b>	<b>0</b>	<b>0</b>	<b>0</b>	<b>0</b>	<b>0</b>	<b>0</b>	<b>0</b>	<b>0</b>	<b>0</b>	<b>4-12</b>

+ - Overtime



# 76 ANDREW DONNAL

TACKLE



(dawn-ELL)

6-6 • 305

NFL EXP: 6 (1st Year with Colts)

BORN: 3/3/92



IOWA



Donnal was signed by the Colts to a reserve/future contract on December 30, 2019.

## NFL HIGHLIGHTS

- Has appeared in 31 games (six starts) between his time with the Rams, Ravens, Lions and Dolphins.
- In 2019, he appeared in two games with Miami.
- Played in two games in 2018 with Detroit.
- In 2017, he competed in six games with Baltimore.
- Appeared in a career-high 16 games (four starts) with the Rams in 2016.
- Competed in five games (two starts) with St. Louis in 2015.

## COLLEGE HIGHLIGHTS

- Appeared in 37 games (13 starts) at Iowa and was named an Honorable Mention All-Big Ten choice by the league's coaches as senior.
- In 2014, he started all 13 games at right tackle. Started against Purdue and helped the offense gain 420 yards. Also started at Illinois and helped the offense gain 587 total yards.
- Appeared in 13 games at guard and tackle as a redshirt junior and helped the offense rush for over 200 yards in four consecutive games.
- In 2012, he played in seven games (two starts) and did not appear in the final five games due to injury.
- Appeared in four games his redshirt freshman season.
- Redshirted the 2010 season.

## PERSONAL

- Attended Anthony Wayne High School in Monclova, Ohio and participated in the Army All-American Bowl in addition to being selected to the Team USA vs. World All-Stars game.
- Was named a first-team All-Ohio Division I offensive lineman by The Associated Press.
- Also named first-team all-district and All-Northern Lakes League choice at offensive tackle.
- As a junior, was named first-team all-conference and second-team all-district.
- Also lettered in basketball and track.
- Majored in leisure studies.
- A native of Monclova, Ohio.



@AndrewDonnal



@adonnal



### ADDITIONAL TRANSACTIONS

- Released by the Miami Dolphins on November 16, 2019.
- Signed by Miami as a free agent on September 24, 2019.
- Released by the Detroit Lions on August 31, 2019.
- Signed by Detroit as a free agent on October 3, 2018.
- Waived by the Lions on September 29, 2018.
- Claimed by Detroit off waivers from Baltimore on September 2, 2018.
- Waived by the Baltimore Ravens on August 31, 2018.
- Claimed by Baltimore off waivers from the Los Angeles Rams on November 13, 2017.
- Waived by the Los Angeles Rams on November 11, 2017.
- Selected by the St. Louis Rams in the fourth round (119th overall) of the 2015 NFL Draft.

### ANDREW DONNAL'S - NFL REGULAR SEASON STATISTICS

DATE	TEAM	GP	GS	
2015	Rams	5	2	
2016	Rams	16	4	
2017	Rams	0	0	
				Went from <b>L.A. Rams</b> to <b>Baltimore</b> .
2017	Ravens	6	0	
2017	TOTAL	6	0	
2018	Lions	2	0	
2019	Colts	0	0	
				Went from <b>Indianapolis</b> to <b>Miami</b> .
2019	Dolphins	2	0	
2019	TOTAL	2	0	
<b>TOTALS</b>		<b>31</b>	<b>6</b>	

### 2015 GAME-BY-GAME REGULAR SEASON STATISTICS (RAMS)

DATE	OPPONENT	P/S		W/L	SCORE
09/13	Seahawks		INACTIVE	W	34-31+
09/20	at Washington	P		L	10-24
09/27	Steelers		INACTIVE	L	6-12
10/04	at Cardinals		ON INACTIVE LIST	W	24-22
10/11	at Packers	P		L	10-24
10/25	Browns		INACTIVE	W	24-6
11/01	49ers	P		W	27-6
11/08	at Vikings	S		L	18-21+
11/15	Bears		INACTIVE	L	13-37
11/22	at Ravens	S		L	13-16
11/29	at Bengals		ON INACTIVE LIST	L	7-31
12/06	Cardinals		INACTIVE	L	3-27
12/13	Lions		INACTIVE	W	21-14
12/17	Buccaneers		ON INACTIVE LIST	W	31-23
12/27	at Seahawks		INACTIVE	W	23-17
01/03	at 49ers		INACTIVE	L	16-19+
<b>2015 TOTALS</b>		<b>5-2</b>		<b>7-9</b>	

+ - Overtime







## 2016 GAME-BY-GAME REGULAR SEASON STATISTICS (RAMS)

DATE	OPPONENT	P/S	W/L	SCORE
09/12	at 49ers	P	L	0-28
09/18	Seahawks	P	W	9-3
09/25	at Buccaneers	P	W	37-32
10/02	at Cardinals	P	W	17-13
10/09	Bills	P	L	19-30
10/16	at Lions	P	L	28-31
10/23	Giants	P	L	10-17
11/06	Panthers	P	L	10-13
11/13	at Jets	P	W	9-6
11/20	Dolphins	P	L	10-14
11/27	at Saints	P	L	21-49
12/04	at Patriots	P	L	10-26
12/11	Falcons	S	L	14-42
12/15	at Seahawks	S	L	3-24
12/24	49ers	S	L	21-22
01/01	Cardinals	S	L	6-44
<b>2016 TOTALS</b>	<b>16-4</b>		<b>4-12</b>	

## 2017 GAME-BY-GAME REGULAR SEASON STATISTICS (RAMS/RAVENS)

DATE	OPPONENT	P/S	W/L	SCORE
09/10	Colts		W	46-9
09/17	Washington		L	20-27
09/21	at 49ers		W	41-39
10/01	at Cowboys		W	35-30
10/08	Seahawks		L	10-16
10/15	at Jaguars		W	27-17
10/22	Cardinals		W	33-0
11/05	at Giants		W	51-17
11/12	Texans		W	33-7
11/19	at Packers		W	23-0
11/27	Texans	P	W	23-16
12/03	Lions	P	W	44-20
12/10	at Steelers	P	L	38-39
12/17	at Browns	P	W	27-10
12/23	Colts	P	W	23-16
12/31	Bengals	P	L	27-31
<b>2017 TOTALS</b>	<b>6-0</b>		<b>12-4</b>	

## 2018 GAME-BY-GAME REGULAR SEASON STATISTICS (LIONS)

DATE	OPPONENT	P/S	W/L	SCORE
09/10	Jets		L	17-48
09/16	at 49ers		L	27-30
09/23	Patriots		W	26-10
09/30	at Cowboys		L	24-26
10/07	Packers		W	31-23
10/21	at Dolphins		W	32-21
10/28	Seahawks		L	14-28
11/04	at Vikings		L	9-24
11/11	at Bears		L	22-34
11/18	Panthers		W	20-19
11/22	Bears		L	16-23
12/02	Rams		L	16-30
12/09	at Cardinals		W	17-3
12/16	at Bills	P	L	13-14
12/23	Vikings		L	9-27
12/30	at Packers	P	W	31-0
<b>2018 TOTALS</b>	<b>2-0</b>		<b>6-10</b>	





## 2019 GAME-BY-GAME REGULAR SEASON STATISTICS (COLTS/DOLPHINS)

DATE	OPPONENT	P/S		W/L	SCORE
09/08	at Chargers		DID NOT PLAY	L	24-30+
09/29	Chargers		Went from <b>Colts</b> to <b>Dolphins</b> .		
10/13	Washington		DID NOT PLAY (NON-INJURY)	L	10-30
10/20	at Bills		DID NOT PLAY (NON-INJURY)	L	16-17
10/28	at Steelers		INACTIVE	L	21-31
11/03	Jets	P	INACTIVE	L	14-27
11/10	at Colts	P		W	26-18
11/17	Bills		DID NOT PLAY	W	16-12
11/24	at Browns		DID NOT PLAY	L	20-37
12/01	Eagles		DID NOT PLAY	L	24-41
12/08	at Jets		DID NOT PLAY	W	37-31
12/15	at Giants		DID NOT PLAY	L	21-22
12/22	Bengals		DID NOT PLAY	L	20-36
12/29	at Patriots		DID NOT PLAY	W	38-35+
<b>2019 TOTALS</b>		<b>2-0</b>		<b>5-9</b>	

+ - Overtime



# 84 JACK DOYLE

TIGHT END



6-6 • 262

NFL EXP: 8 (8th Year with Colts)

BORN: 5/5/90



INDIANAPOLIS  
(CATHEDRAL HS)



WESTERN  
KENTUCKY



Doyle was claimed by the Colts off waivers from Tennessee on September 1, 2013.

## DOWN THE STRETCH

**Favorite team and/or athlete outside of football:**

Indiana Pacers

**Favorite musician and/or song:** Eric Church

**Do you have any hidden talents:** No, I am extremely boring. I play football and I go home.

**If you could have lunch with three people, living or dead, who would they be:** I would choose four, all four of my grandparents.

**Favorite movie:** "Forrest Gump"

**What's the one thing you couldn't live without:**

Family

**Do you have any pets:** I have two dogs and a cat. We have two Great Danes, Stella and Dottie. Then I have a cat named Ralph. They get along for the most part. They're a lot of fun.

**What is your pregame ritual:** My pregame ritual is pretty much just doing the same thing every time, which is I go out with the tight ends two hours before and do the same routine every week. I try and keep it the same. I usually eat the same thing once I establish it early in the season. It's whatever they're serving us. I just try to keep it the same, whatever that is.

**What's on your bucket list:** I want to go to Ireland. I've never been to Ireland. I'm obviously Irish and I think that would be a fun trip.

**Did you have a "welcome to the NFL" moment:**

Getting cut after my rookie camp in Tennessee and then getting claimed by my hometown team. So that was pretty cool driving up from Nashville to here and practicing with the Colts that first Monday. I was surprised, thankful and lucky. That was my 'Welcome to the NFL' moment with getting cut and then 24 hours later getting picked up by your hometown team.

**Who do you model your game after:** I watch a lot of different tight ends and try to pick up different things from different guys who do stuff well. I watched Dallas Clark with him being a great tight end here. Then Jason Witten always comes to mind. I think he is the best to ever do it and be an all-around tight end.

**Do you have any mentors:** My high school coach, Coach John O'Hara, was a huge influence on me at Cathedral.



@DOYLEJACK84



@JACKDOYLE\_84



## HOMETOWN HERO



Doyle, a graduate of Cathedral High School just 11.5 miles away from Lucas Oil Stadium, is thrilled to be playing for his hometown team. "It's something you dream about as a kid. I try not to think about it too much and just try and play football. But it's definitely something when my career is over and I can look back and reflect, it's something that I will truly, truly appreciate and realize how lucky I am."

## NFL HIGHLIGHTS

- Has competed in 100 games (58 starts) in his Colts career and has totaled 243 receptions for 2,176 yards and 18 touchdowns. Has played in five postseason contests (one start) and has caught seven passes for 30 yards.
- In 2019, he started all 16 games and totaled 43 receptions for 448 yards and four touchdowns. He was named to the Pro Bowl for the second time in his career. He has the second-most Pro Bowl appearances by a tight end in franchise history. In Week 3 vs. Atlanta, he had four receptions for 46 yards. He passed Tom Mitchell (1,786) for the seventh-most receiving yards by a tight end in team history. In Week 8 vs. Denver, he led the team in receiving with four receptions for 61 yards. In Week 13 vs. Tennessee, he totaled six receptions for 73 yards and one touchdown. With his touchdown, he passed Coby Fleener (17) and tied Ken Dilger (18) for the sixth-most receiving touchdowns by a tight end in team history. In Week 14 at Tampa Bay, he totaled two receptions for 27 yards and passed Raymond Chester (2,122) for the sixth-most receiving yards by a tight end in team history.
- Started six games in 2018 and had 26 receptions for 245 yards and two touchdowns. In Week 8, he led the team in receiving with six receptions for 70 yards and one touchdown. Was placed on Injured Reserve on November 26.
- He was named the Colts Ed Block Courage Award recipient in 2018. The award is an annual recognition for courageous play and contributions to the community. Doyle and his wife established the Jack and Casie Doyle Tuition Assistance Grant at his alma mater, Cathedral High School, to provide half scholarships for two incoming Cathedral freshman. He also hosted a birthday party for homeless youth from the Dayspring Center in the Fall.
- In 2017 with the Colts, started all 15 games he played in and caught a career-high 80 passes for a career-best 690 yards and four touchdowns. He passed Dallas Clark for the second-most receptions by a tight end in a single season in Colts history and was named to his first career Pro Bowl.
- Competed in all 16 games (14 starts) in 2016 and posted career numbers with then single-season highs in receptions (59), receiving yards (584) and touchdowns

## WALK WITH JACK DOYLE

While leading a special team's meeting in 2014, then Special Teams Coordinator Tom McMahon's innocence led to the term "Walk with Jack Doyle" after he was unable to identify what the "WWJD" meant on one of the player's bracelets. They created the phrase because whatever Doyle does, it's usually right. Doyle is a locker room favorite and a true football guy. Former Colts running back Frank Gore called him one of the best teammates that he has ever had. It continued to Doyle becoming the "Jack of all Trades," with a shirt showcasing him in all his different roles.



## NFL HIGHLIGHTS CONT...

- (five). His 59 receptions were then the fourth most by a tight end in a single season in franchise history.
- Among players with at least 50 targets, he ranked ninth in the NFL (first among tight ends) with a 78.7 catch percentage.
- In 16 games (two starts) in 2015, caught 12 passes for 72 yards and one touchdown. Also added one special teams tackle.
- In 2014, competed in all 16 games (one start) for the first time in his career and caught 18 passes for 118 yards and two touchdowns. Added six receptions for 23 yards in three postseason contests.
- Competed in 15 games (four starts) in 2013 and compiled five receptions for 19 yards while adding three special teams tackles. Played in two postseason contests (one start) and caught one pass for seven yards.

## COLLEGE HIGHLIGHTS

- In four seasons at Western Kentucky University, totaled 162 receptions for 1,769 yards and eight touchdowns in 42 games played.
- Finished second on WKU's all-time career receptions list.
- In 2018, was named to Western Kentucky's All-Century Team.
- As a senior in 2012, was named a First Team All-Sun Belt Conference choice after setting career highs with 53 receptions and five touchdowns. Also posted 566 receiving yards.
- Led the team in receptions and receiving yards for the second consecutive season.
- Was one-of-eight semifinalists for the John Mackey Award, given annually to the nation's top tight end.
- Helped guide WKU to its first FBS bowl game in school history (Little Caesars Pizza Bowl against Central Michigan).
- As a junior in 2011, named a Second Team All-Sun Belt Conference performer after leading the team and setting then career highs in receptions (52) and receiving yards (614) while playing in all 12 regular season games for the first time in his career.





## PERSONAL

- Earned three letters in football at Cathedral High School in Indianapolis.
- Earned Special Selection All-State, Associated Press Honorable Mention All-State, *Indianapolis Star* Honorable Mention All-City and First Team All-Catholic honors.
- Posted 21 receptions for 400 yards and four touchdowns during his senior season.
- Was a key member of the 2006 state championship team.
- Also lettered in rugby, winning a state title in 2008.
- In 2016, volunteered for the grand opening of a Colts Fitness Park as part of PLAY 60.
- Was a volunteer in the 2014 Gleaners Food Bank Mayor's Day of Service.
- Participated in the Read Across America events at Boone Meadow Elementary and St. Rose of Lima Catholic School.
- Has visited patients at Riley Hospital.
- Doyle and his wife established the Jack and Casie Doyle Tuition Assistance Grant at Cathedral High School in June of 2018. The grant provides half scholarships for two incoming Cathedral freshmen.
- Participated in the Colts Haunted Runway show with kids who were battling cancer and the annual playground build.
- Majored in physical education.
- Married to his wife, Casie, and they have two kids, Ronan and Henry.
- A native of Indianapolis.

## ADDITIONAL TRANSACTIONS

- Waived by the Tennessee Titans on August 31, 2013.
- Signed by the Titans as an undrafted free agent on May 10, 2013.

### MOST RECEPTIONS BY A COLTS TIGHT END IN THEIR FIRST SEVEN SEASONS

<b>DALLAS CLARK</b>	<b>356 (2003-09)</b>
<b>JOHN MACKEY</b>	<b>281 (1963-69)</b>
<b>KEN DILGER</b>	<b>261 (1995-2001)</b>
<b>JACK DOYLE</b>	<b>243 (2013-19)</b>

### MOST RECEPTIONS BY A COLTS TIGHT END IN A SINGLE SEASON

<b>DALLAS CLARK</b>	<b>100 (2009)</b>
<b>JACK DOYLE</b>	<b>80 (2017)</b>
<b>DALLAS CLARK</b>	<b>77 (2008)</b>
<b>JACOB TAMME</b>	<b>67 (2010)</b>

### JACK DOYLE'S - NFL REGULAR SEASON STATISTICS

DATE	TEAM	RECEIVING						RUSHING						
		GP	GS	NO.	YDS	AVG	LG	TD	NO.	YDS.	AVG.	LG	TD	
2013	Colts	15	4	5	19	3.8	8	0	0	0	0.0	0	0	0
2014	Colts	16	1	18	118	6.6	20	2	0	0	0.0	0	0	0
2015	Colts	16	2	12	72	6.0	19	1	0	0	0.0	0	0	0
2016	Colts	16	14	59	584	9.9	24	5	0	0	0.0	0	0	0
2017	Colts	15	15	80	690	8.6	26	4	0	0	0.0	0	0	0
2018	Colts	6	6	26	245	9.4	20	2	0	0	0.0	0	0	0
2019	Colts	16	16	43	448	10.4	23	4	0	0	0.0	0	0	0
<b>TOTALS</b>		<b>100</b>	<b>58</b>	<b>243</b>	<b>2,176</b>	<b>9.0</b>	<b>26</b>	<b>18</b>	<b>0</b>	<b>0</b>	<b>0.0</b>	<b>0</b>	<b>0</b>	<b>0</b>





## JACK DOYLE'S - NFL POSTSEASON STATISTICS

DATE	TEAM	GP	GS	RECEIVING					RUSHING				
				NO.	YDS	AVG	LG	TD	NO.	YDS.	AVG.	LG	TD
2013	Colts	2	1	1	7	7.0	7	0	0	0	0.0	0	0
2014	Colts	3	0	6	23	3.8	8	0	0	0	0.0	0	0
2018	Colts	0	0	0	0	0.0	0	0	0	0	0.0	0	0
<b>TOTALS</b>		<b>5</b>	<b>1</b>	<b>7</b>	<b>30</b>	<b>4.3</b>	<b>8</b>	<b>0</b>	<b>0</b>	<b>0</b>	<b>0.0</b>	<b>0</b>	<b>0</b>

## JACK DOYLE'S - NFL REGULAR SEASON STATISTICS

DATE	TEAM	KICKOFF RETURNS					PUNT RETURNS					
		RET.	YDS.	AVG.	LG	TD	NO.	FC	YDS	AVG	LG	TD
2013	Colts	0	0	0.0	0	0	0	0	0	0.0	0	0
2014	Colts	0	0	0.0	0	0	0	0	0	0.0	0	0
2015	Colts	2	22	11.0	12	0	0	0	0	0.0	0	0
2016	Colts	0	0	0.0	0	0	0	0	0	0.0	0	0
2017	Colts	0	0	0.0	0	0	0	0	0	0.0	0	0
2018	Colts	0	0	0.0	0	0	0	0	0	0.0	0	0
2019	Colts	0	0	0.0	0	0	0	0	0	0.0	0	0
<b>TOTALS</b>		<b>2</b>	<b>22</b>	<b>11.0</b>	<b>12</b>	<b>0</b>	<b>0</b>	<b>0</b>	<b>0</b>	<b>0.0</b>	<b>0</b>	<b>0</b>

## JACK DOYLE'S - NFL POSTSEASON STATISTICS

DATE	TEAM	KICKOFF RETURNS					PUNT RETURNS					
		RET.	YDS.	AVG.	LG	TD	NO.	FC	YDS	AVG	LG	TD
2013	Colts	0	0	0.0	0	0	0	0	0	0.0	0	0
2014	Colts	0	0	0.0	0	0	0	0	0	0.0	0	0
2018	Colts	0	0	0.0	0	0	0	0	0	0.0	0	0
<b>TOTALS</b>		<b>0</b>	<b>0</b>	<b>0.0</b>	<b>0</b>	<b>0</b>	<b>0</b>	<b>0</b>	<b>0</b>	<b>0.0</b>	<b>0</b>	<b>0</b>

### SINGLE-GAME HIGHS: RUSHING/RECEIVING

<b>Receptions</b>	12 at Cincinnati Bengals, Oct 29, 2017 9 at Tennessee Titans, Oct 23, 2016 8 at Houston Texans, Nov 05, 2017 ...1 more at 8.	<b>Kickoff Return Yards</b>	12 at Pittsburgh Steelers, Dec 06, 2015 10 vs. Denver Broncos, Nov 08, 2015
<b>Receiving Yards</b>	121 at Cincinnati Bengals, Oct 29, 2017 94 vs. Tennessee Titans, Nov 26, 2017 79 vs. Arizona Cardinals, Sep 17, 2017	<b>Longest Kickoff Return</b>	12 at Pittsburgh Steelers, Dec 06, 2015 10 vs. Denver Broncos, Nov 08, 2015
<b>Longest Receptions</b>	26 vs. Tennessee Titans, Nov 26, 2017 24 at Tennessee Titans, Oct 23, 2016 23 vs. Miami Dolphins, Nov 10, 2019	<b>Special Teams Tackles</b>	2 vs. Kansas City Chiefs, Oct 30, 2016 1 at Houston Texans, Oct 08, 2015 ...3 more at 1.
<b>Receiving TDs</b>	2 vs. Detroit Lions, Sep 11, 2016 1 vs. Tennessee Titans, Dec 01, 2019 ...15 more at 1.	<b>Miscellaneous Tackles</b>	1 vs. Miami Dolphins, Nov 25, 2018 ...5 more at 1.
<b>All-purpose yards</b>	121 at Cincinnati Bengals, Oct 29, 2017 94 vs. Tennessee Titans, Nov 26, 2017 79 vs. Arizona Cardinals, Sep 17, 2017	<b>Most TDs</b>	2 vs. Detroit Lions, Sep 11, 2016 1 vs. Tennessee Titans, Dec 01, 2019 ...15 more at 1.
<b>Kickoff Returns</b>	1 at Pittsburgh Steelers, Dec 06, 2015 ...1 more at 1.		





## SINGLE-GAME HIGHS - POSTSEASON: RUSHING/RECEIVING

<b>Receptions</b>	3 at Denver Broncos, Jan 11, 2015 ...1 more at 3.	<b>All-purpose yards</b>	14 at Denver Broncos, Jan 11, 2015 9 vs. Cincinnati Bengals, Jan 04, 2015 7 at New England Patriots, Jan 11, 2014
<b>Receiving Yards</b>	14 at Denver Broncos, Jan 11, 2015 9 vs. Cincinnati Bengals, Jan 04, 2015 7 at New England Patriots, Jan 11, 2014	<b>Special Teams Tackles</b>	1 vs. Cincinnati Bengals, Jan 04, 2015
<b>Longest Receptions</b>	8 at Denver Broncos, Jan 11, 2015 7 at New England Patriots, Jan 11, 2014 4 vs. Cincinnati Bengals, Jan 04, 2015		

## 2013 GAME-BY-GAME REGULAR SEASON STATISTICS (COLTS)

DATE	OPPONENT	P/S	RECEIVING					RUSHING					W/L	SCORE
			NO	YDS	AVG	LG	TD	NO	YDS	AVG	LG	TD		
09/08	Raiders							INACTIVE					W	21-17
09/15	Dolphins	P	0	0	0.0	0	0	0	0	0.0	0	0	L	20-24
09/22	at 49ers	P	0	0	0.0	0	0	0	0	0.0	0	0	W	27-7
09/29	at Jaguars	P	0	0	0.0	0	0	0	0	0.0	0	0	W	37-3
10/06	Seahawks	P	0	0	0.0	0	0	0	0	0.0	0	0	W	34-28
10/14	at Chargers	P	0	0	0.0	0	0	0	0	0.0	0	0	L	9-19
10/20	Broncos	P	1	7	7.0	7	0	0	0	0.0	0	0	W	39-33
11/03	at Texans	S	0	0	0.0	0	0	0	0	0.0	0	0	W	27-24
11/10	Rams	S	0	0	0.0	0	0	0	0	0.0	0	0	L	8-38
11/14	at Titans	P	0	0	0.0	0	0	0	0	0.0	0	0	W	30-27
11/24	at Cardinals	S	0	0	0.0	0	0	0	0	0.0	0	0	L	11-40
12/01	Titans	P	0	0	0.0	0	0	0	0	0.0	0	0	W	22-14
12/08	at Bengals	S	1	8	8.0	8	0	0	0	0.0	0	0	L	28-42
12/15	Texans	P	1	-4	-4.0	-4	0	0	0	0.0	0	0	W	25-3
12/22	at Chiefs	P	1	6	6.0	6	0	0	0	0.0	0	0	W	23-7
12/29	Jaguars	P	1	2	2.0	2	0	0	0	0.0	0	0	W	30-10
<b>2013 TOTALS</b>		<b>15-4</b>	<b>5</b>	<b>19</b>	<b>3.8</b>	<b>8</b>	<b>0</b>	<b>0</b>	<b>0</b>	<b>0.0</b>	<b>0</b>	<b>0</b>	<b>11-5</b>	

## 2014 GAME-BY-GAME REGULAR SEASON STATISTICS (COLTS)

DATE	OPPONENT	P/S	RECEIVING					RUSHING					W/L	SCORE
			NO	YDS	AVG	LG	TD	NO	YDS	AVG	LG	TD		
09/07	at Broncos	P	0	0	0.0	0	0	0	0	0.0	0	0	L	24-31
09/15	Eagles	P	2	12	6.0	10	1	0	0	0.0	0	0	L	27-30
09/21	at Jaguars	P	3	10	3.3	6	0	0	0	0.0	0	0	W	44-17
09/28	Titans	P	1	7	7.0	7	0	0	0	0.0	0	0	W	41-17
10/05	Ravens	P	0	0	0.0	0	0	0	0	0.0	0	0	W	20-13
10/09	at Texans	P	2	9	4.5	6	0	0	0	0.0	0	0	W	33-28
10/19	Bengals	P	1	20	20.0	20	0	0	0	0.0	0	0	W	27-0
10/26	at Steelers	P	0	0	0.0	0	0	0	0	0.0	0	0	L	34-51
11/03	at Giants	P	0	0	0.0	0	0	0	0	0.0	0	0	W	40-24
11/16	Patriots	P	0	0	0.0	0	0	0	0	0.0	0	0	L	20-42
11/23	Jaguars	P	2	8	4.0	7	0	0	0	0.0	0	0	W	23-3
11/30	Washington	P	1	8	8.0	8	0	0	0	0.0	0	0	W	49-27
12/07	at Browns	P	0	0	0.0	0	0	0	0	0.0	0	0	W	25-24
12/14	Texans	P	0	0	0.0	0	0	0	0	0.0	0	0	W	17-10
12/21	at Cowboys	P	2	23	11.5	13	0	0	0	0.0	0	0	L	7-42
12/28	at Titans	S	4	21	5.3	7	1	0	0	0.0	0	0	W	27-10
<b>2014 TOTALS</b>		<b>16-1</b>	<b>18</b>	<b>118</b>	<b>6.6</b>	<b>20</b>	<b>2</b>	<b>0</b>	<b>0</b>	<b>0.0</b>	<b>0</b>	<b>0</b>	<b>11-5</b>	





## 2015 GAME-BY-GAME REGULAR SEASON STATISTICS (COLTS)

DATE	OPPONENT	P/S	RECEIVING					RUSHING					TD	W/L	SCORE
			NO	YDS	AVG	LG	TD	NO	YDS	AVG	LG	TD			
09/13	at Bills	P	0	0	0.0	0	0	0	0	0.0	0	0	0	L	14-27
09/21	Jets	P	0	0	0.0	0	0	0	0	0.0	0	0	0	L	7-20
09/27	at Titans	P	3	32	10.7	19	0	0	0	0.0	0	0	0	W	35-33
10/04	Jaguars	P	0	0	0.0	0	0	0	0	0.0	0	0	0	W	16-13+
10/08	at Texans	P	1	0	0.0	0	0	0	0	0.0	0	0	0	W	27-20
10/18	Patriots	P	2	7	3.5	5	0	0	0	0.0	0	0	0	L	27-34
10/25	Saints	P	0	0	0.0	0	0	0	0	0.0	0	0	0	L	21-27
11/02	at Panthers	P	0	0	0.0	0	0	0	0	0.0	0	0	0	L	26-29+
11/08	Broncos	P	2	18	9.0	15	1	0	0	0.0	0	0	0	W	27-24
11/22	at Falcons	S	0	0	0.0	0	0	0	0	0.0	0	0	0	W	24-21
11/29	Buccaneers	P	1	5	5.0	5	0	0	0	0.0	0	0	0	W	25-12
12/06	at Steelers	P	0	0	0.0	0	0	0	0	0.0	0	0	0	L	10-45
12/13	at Jaguars	P	0	0	0.0	0	0	0	0	0.0	0	0	0	L	16-51
12/20	Texans	P	0	0	0.0	0	0	0	0	0.0	0	0	0	L	10-16
12/27	at Dolphins	P	2	7	3.5	5	0	0	0	0.0	0	0	0	W	18-12
01/03	Titans	S	1	3	3.0	3	0	0	0	0.0	0	0	0	W	30-24
<b>2015 TOTALS</b>	<b>16-2</b>		<b>12</b>	<b>72</b>	<b>6.0</b>	<b>19</b>	<b>1</b>	<b>0</b>	<b>0</b>	<b>0.0</b>	<b>0</b>	<b>0</b>	<b>0</b>	<b>8-8</b>	

+ - Overtime

## 2016 GAME-BY-GAME REGULAR SEASON STATISTICS (COLTS)

DATE	OPPONENT	P/S	RECEIVING					RUSHING					TD	W/L	SCORE
			NO	YDS	AVG	LG	TD	NO	YDS	AVG	LG	TD			
09/11	Lions	S	3	35	11.7	16t	2	0	0	0.0	0	0	0	L	35-39
09/18	at Broncos	S	4	37	9.3	22	0	0	0	0.0	0	0	0	L	20-34
09/25	Chargers	S	6	65	10.8	16	0	0	0	0.0	0	0	0	W	26-22
10/02	at Jaguars	S	1	6	6.0	6	0	0	0	0.0	0	0	0	L	27-30
10/09	Bears	S	2	8	4.0	4	0	0	0	0.0	0	0	0	W	29-23
10/16	at Texans	P	4	53	13.3	22t	1	0	0	0.0	0	0	0	L	23-26+
10/23	at Titans	S	9	78	8.7	24	1	0	0	0.0	0	0	0	W	34-26
10/30	Chiefs	S	2	36	18.0	20	0	0	0	0.0	0	0	0	L	14-30
11/06	at Packers	S	5	61	12.2	20	0	0	0	0.0	0	0	0	W	31-26
11/20	Titans	S	1	7	7.0	7	0	0	0	0.0	0	0	0	W	24-17
11/24	Steelers	P	2	25	12.5	18	0	0	0	0.0	0	0	0	L	7-28
12/05	at Jets	S	4	30	7.5	14	0	0	0	0.0	0	0	0	W	41-10
12/11	Texans	S	5	55	11.0	15	0	0	0	0.0	0	0	0	L	17-22
12/18	at Vikings	S	4	32	8.0	13	0	0	0	0.0	0	0	0	W	34-6
12/24	at Raiders	S	5	46	9.2	17	0	0	0	0.0	0	0	0	L	25-33
01/01	Jaguars	S	2	10	5.0	9	1	0	0	0.0	0	0	0	W	24-20
<b>2016 TOTALS</b>	<b>16-14</b>		<b>59</b>	<b>584</b>	<b>9.9</b>	<b>24</b>	<b>5</b>	<b>0</b>	<b>0</b>	<b>0.0</b>	<b>0</b>	<b>0</b>	<b>0</b>	<b>8-8</b>	

+ - Overtime

## 2017 GAME-BY-GAME REGULAR SEASON STATISTICS (COLTS)

DATE	OPPONENT	P/S	RECEIVING					RUSHING					TD	W/L	SCORE
			NO	YDS	AVG	LG	TD	NO	YDS	AVG	LG	TD			
09/10	at Rams	S	2	41	20.5	21	0	0	0	0.0	0	0	0	L	9-46
09/17	Cardinals	S	8	79	9.9	15	0	0	0	0.0	0	0	0	L	13-16+
09/24	Browns	S	2	16	8.0	11	0	0	0	0.0	0	0	0	W	31-28
10/01	at Seahawks	S	5	27	5.4	7	0	0	0	0.0	0	0	0	L	18-46
10/08	49ers													W	26-23+
10/16	at Titans	S	7	50	7.1	11	1	0	0	0.0	0	0	0	L	22-36
10/22	Jaguars	S	6	44	7.3	12	0	0	0	0.0	0	0	0	L	0-27
10/29	at Bengals	S	12	121	10.1	17	1	0	0	0.0	0	0	0	L	23-24
11/05	at Texans	S	8	63	7.9	11	0	0	0	0.0	0	0	0	W	20-14
11/12	Steelers	S	2	9	4.5	6	0	0	0	0.0	0	0	0	L	17-20
11/26	Titans	S	7	94	13.4	26	0	0	0	0.0	0	0	0	L	16-20
12/03	at Jaguars	S	3	16	5.3	8	0	0	0	0.0	0	0	0	L	10-30
12/10	at Bills	S	2	4	2.0	3t	1	0	0	0.0	0	0	0	L	7-13+
12/14	Broncos	S	7	47	6.7	15	0	0	0	0.0	0	0	0	L	13-25
12/23	at Ravens	S	5	41	8.2	13	0	0	0	0.0	0	0	0	L	16-23
12/31	Texans	S	4	38	9.5	14	1	0	0	0.0	0	0	0	W	22-13
<b>2017 TOTALS</b>	<b>15-15</b>		<b>80</b>	<b>690</b>	<b>8.6</b>	<b>26</b>	<b>4</b>	<b>0</b>	<b>0</b>	<b>0.0</b>	<b>0</b>	<b>0</b>	<b>0</b>	<b>4-12</b>	

+ - Overtime







## 2018 GAME-BY-GAME REGULAR SEASON STATISTICS (COLTS)

DATE	OPPONENT	P/S	RECEIVING					RUSHING					TD	W/L	SCORE
			NO	YDS	AVG	LG	TD	NO	YDS	AVG	LG	TD			
09/09	Bengals	S	7	60	8.6	13	0	0	0	0.0	0	0	0	L	23-34
09/16	at Washington	S	2	20	10.0	12	0	0	0	0.0	0	0	0	W	21-9
09/23	at Eagles													L	16-20
09/30	Texans													L	34-37+
10/04	at Patriots													L	24-38
10/14	at Jets													L	34-42
10/21	Bills													W	37-5
10/28	at Raiders	S	6	70	11.7	17	1	0	0	0.0	0	0	0	W	42-28
11/11	Jaguars	S	3	36	12.0	20	0	0	0	0.0	0	0	0	W	29-26
11/18	Titans	S	4	43	10.8	16	0	0	0	0.0	0	0	0	W	38-10
11/25	Dolphins	S	4	16	4.0	7	1	0	0	0.0	0	0	0	W	27-24
12/02	at Jaguars													L	0-6
12/09	at Texans													W	24-21
12/16	Cowboys													W	23-0
12/23	Giants													W	28-27
12/30	at Titans													W	33-17
<b>2018 TOTALS</b>		<b>6-6</b>	<b>26</b>	<b>245</b>	<b>9.4</b>	<b>20</b>	<b>2</b>	<b>0</b>	<b>0</b>	<b>0.0</b>	<b>0</b>	<b>0</b>	<b>0</b>	<b>10-6</b>	

+ - Overtime

## 2019 GAME-BY-GAME REGULAR SEASON STATISTICS (COLTS)

DATE	OPPONENT	P/S	RECEIVING					RUSHING					TD	W/L	SCORE
			NO	YDS	AVG	LG	TD	NO	YDS	AVG	LG	TD			
09/08	at Chargers	S	1	20	20.0	20	0	0	0	0.0	0	0	0	L	24-30+
09/15	at Titans	S	2	21	10.5	13	0	0	0	0.0	0	0	0	W	19-17
09/22	Falcons	S	4	46	11.5	14	0	0	0	0.0	0	0	0	W	27-24
09/29	Raiders	S	4	22	5.5	8	1	0	0	0.0	0	0	0	L	24-31
10/06	at Chiefs	S	3	19	6.3	9	0	0	0	0.0	0	0	0	W	19-13
10/20	Texans	S	3	21	7.0	19	0	0	0	0.0	0	0	0	W	30-23
10/27	Broncos	S	4	61	15.3	19	0	0	0	0.0	0	0	0	W	15-13
11/03	at Steelers	S	3	22	7.3	11t	1	0	0	0.0	0	0	0	L	24-26
11/10	Dolphins	S	3	44	14.7	23	1	0	0	0.0	0	0	0	L	12-16
11/17	Jaguars	S	0	0	0.0	0	0	0	0	0.0	0	0	0	W	33-13
11/21	at Texans	S	3	28	9.3	12	0	0	0	0.0	0	0	0	L	17-20
12/01	Titans	S	6	73	12.2	21t	1	0	0	0.0	0	0	0	L	17-31
12/08	at Buccaneers	S	2	27	13.5	18	0	0	0	0.0	0	0	0	L	35-38
12/16	at Saints	S	2	21	10.5	11	0	0	0	0.0	0	0	0	L	7-34
12/22	Panthers	S	2	17	8.5	11	0	0	0	0.0	0	0	0	W	38-6
12/29	at Jaguars	S	1	6	6.0	6	0	0	0	0.0	0	0	0	L	20-38
<b>2019 TOTALS</b>		<b>16-16</b>	<b>43</b>	<b>448</b>	<b>10.4</b>	<b>23</b>	<b>4</b>	<b>0</b>	<b>0</b>	<b>0.0</b>	<b>0</b>	<b>0</b>	<b>0</b>	<b>7-9</b>	

+ - Overtime

## 2013 GAME-BY-GAME POSTSEASON STATISTICS (COLTS)

DATE	OPPONENT	P/S	RECEIVING					RUSHING					TD	W/L	SCORE
			NO	YDS	AVG	LG	TD	NO	YDS	AVG	LG	TD			
01/04	Chiefs	P	0	0	0.0	0	0	0	0	0.0	0	0	0	W	45-44
01/11	at Patriots	S	1	7	7.0	7	0	0	0	0.0	0	0	0	L	22-43
<b>2013 TOTALS</b>		<b>2-1</b>	<b>1</b>	<b>7</b>	<b>7.0</b>	<b>7</b>	<b>0</b>	<b>0</b>	<b>0</b>	<b>0.0</b>	<b>0</b>	<b>0</b>	<b>0</b>	<b>1-1</b>	

## 2014 GAME-BY-GAME POSTSEASON STATISTICS (COLTS)

DATE	OPPONENT	P/S	RECEIVING					RUSHING					TD	W/L	SCORE
			NO	YDS	AVG	LG	TD	NO	YDS	AVG	LG	TD			
01/04	Bengals	P	3	9	3.0	4	0	0	0	0.0	0	0	0	W	26-10
01/11	at Broncos	P	3	14	4.7	8	0	0	0	0.0	0	0	0	W	24-13
01/18	at Patriots	P	0	0	0.0	0	0	0	0	0.0	0	0	0	L	7-45
<b>2014 TOTALS</b>		<b>3-0</b>	<b>6</b>	<b>23</b>	<b>3.8</b>	<b>8</b>	<b>0</b>	<b>0</b>	<b>0</b>	<b>0.0</b>	<b>0</b>	<b>0</b>	<b>0</b>	<b>2-1</b>	



# 84 JACK DOYLE

TIGHT END



## 2018 GAME-BY-GAME POSTSEASON STATISTICS (COLTS)

DATE	OPPONENT	P/S	RECEIVING				RUSHING				TD	W/L	SCORE	
			NO	YDS	AVG	LG	NO	YDS	AVG	LG				
01/05	at Texans												W	21-7
01/12	at Chiefs												L	13-31
<b>2018 TOTALS</b>		<b>0-0</b>	<b>0</b>	<b>0</b>	<b>0.0</b>	<b>0</b>	<b>0</b>	<b>0</b>	<b>0.0</b>	<b>0</b>	<b>0</b>	<b>0</b>	<b>1-1</b>	



@DOYLEJACK84



@JACKDOYLE\_84



**6-1 • 215**  
NFL EXP: 2 (2nd Year with Colts)  
BORN: 5/15/97



Dulin was originally signed by the Colts as an undrafted free agent on May 3, 2019.

## DOWN THE STRETCH

**What is on your bucket list:** I want to go skydiving.

**Pets:** I want to get a dog in the offseason.

**What is your favorite food:** Crab legs

**Who is your favorite artist:** Kendrick Lamar

**What is your favorite movie:** "Roll Bounce"

**What is your favorite TV show:** I only watch ESPN, that's it.

**What are your hobbies off the field:** I like playing Fortnite and Call of Duty.

**What is your favorite vacation spot:** Myrtle Beach

**Who is your mentor:** My dad and as far as coaches, Coach Fred Thomas, my college coach.

**What is the best advice you have been given:** My high school coach helped influence me on where to go for college, which has got me here.

**What are your hidden talents:** I can juggle

**Who was your favorite athlete growing up:** Pat White and Steve Slaton

## NFL HIGHLIGHTS

- Appeared in 13 games as a rookie in 2019 and had two receptions for 17 yards and seven special teams stops. Also had three kickoff returns for 90 yards.

## COLLEGE HIGHLIGHTS

- Appeared in 39 games and set school records in career receptions (189), receiving yards (3,188) and all-purpose yards (5,455). Added 28 receiving touchdowns and contributed with 53 rushes for 387 yards and three touchdowns.
- In 2018, he started 10 games and recorded team highs in receptions (61), receiving yards (984) and touchdowns (11). Also had 13 rushes for 120 yards and one touchdown. Led NCAA Division II with three kickoff return touchdowns. Was named the G-MAC Special Teams Player of the Year as well as G-MAC Offensive Back of the Year.

# 16 ASHTON DULIN

WIDE RECEIVER



## COLLEGE HIGHLIGHTS CONT...

- As a junior, he started 10 games and finished with 59 receptions for 1,050 yards and 10 touchdowns. Also added 14 rushing attempts for 137 yards and one touchdown.
- Started nine games in 2016 and accumulated 50 receptions for 825 yards and four touchdowns.
- As a freshman, he appeared in 10 games and had 19 receptions for 329 yards and three touchdowns. Added 21 rushes for 106 yards and one touchdown.

## PERSONAL

- Attended Reynoldsburg (Ohio) High School.
- He was one of just five Division II athletes invited to the 2019 NFL Combine.
- Also participated in track at Malone, where he was a 2017 Division II First Team All-America choice in the outdoor 400-meter hurdles and a 2018 First Team All-America selection in the indoor 60-meter hurdles.
- Named a two-time G-MAC Indoor and Outdoor Track Athlete of the Year.
- Volunteered at the Colts Youth Football Camp and the Pros vs. GI Joes event in 2019.
- A native of Reynoldsburg, Ohio.

## ADDITIONAL TRANSACTIONS

- Signed to the Colts active roster from the practice squad on September 27, 2019.
- Signed to the Indianapolis practice squad on September 1, 2019.
- Waived by the Colts on August 31, 2019.

## ASHTON DULIN'S - NFL REGULAR SEASON STATISTICS

DATE	TEAM	RECEIVING							RUSHING				
		GP	GS	NO.	YDS	AVG	LG	TD	NO.	YDS.	AVG.	LG	TD
2019	Colts	13	0	2	17	8.5	13	0	0	0	0.0	0	0
<b>TOTALS</b>		<b>13</b>	<b>0</b>	<b>2</b>	<b>17</b>	<b>8.5</b>	<b>13</b>	<b>0</b>	<b>0</b>	<b>0</b>	<b>0.0</b>	<b>0</b>	<b>0</b>

## ASHTON DULIN'S - NFL REGULAR SEASON STATISTICS

DATE	TEAM	KICKOFF RETURNS					PUNT RETURNS					
		RET.	YDS.	AVG.	LG	TD	NO.	FC	YDS	AVG	LG	TD
2019	Colts	3	90	30.0	46	0	0	0	0	0.0	0	0
<b>TOTALS</b>		<b>3</b>	<b>90</b>	<b>30.0</b>	<b>46</b>	<b>0</b>	<b>0</b>	<b>0</b>	<b>0</b>	<b>0.0</b>	<b>0</b>	<b>0</b>

## SINGLE-GAME HIGHS: RUSHING/RECEIVING

- Receptions** 1 at New Orleans Saints, Dec 16, 2019  
...1 more at 1.
- Receiving Yards** 13 vs. Tennessee Titans, Dec 01, 2019  
4 at New Orleans Saints, Dec 16, 2019
- Longest Receptions** 13 vs. Tennessee Titans, Dec 01, 2019  
4 at New Orleans Saints, Dec 16, 2019
- All-purpose yards** 13 vs. Tennessee Titans, Dec 01, 2019  
4 at New Orleans Saints, Dec 16, 2019

- Kickoff Returns** 3 at Jacksonville Jaguars, Dec 29, 2019
- Kickoff Return Yards** 90 at Jacksonville Jaguars, Dec 29, 2019
- Longest Kickoff Return** 46 at Jacksonville Jaguars, Dec 29, 2019  
23 at Jacksonville Jaguars, Dec 29, 2019  
21 at Jacksonville Jaguars, Dec 29, 2019
- Special Teams Tackles** 2 at New Orleans Saints, Dec 16, 2019  
1 vs. Miami Dolphins, Nov 10, 2019  
...4 more at 1.



### 2019 GAME-BY-GAME REGULAR SEASON STATISTICS (COLTS)

DATE	OPPONENT	P/S	RECEIVING					RUSHING					W/L	SCORE
			NO	YDS	AVG	LG	TD	NO	YDS	AVG	LG	TD		
09/08	at Chargers												L	24-30+
09/15	at Titans												W	19-17
09/22	Falcons												W	27-24
09/29	Raiders	P	0	0	0.0	0	0	0	0.0	0	0	0	L	24-31
10/06	at Chiefs	P	0	0	0.0	0	0	0	0.0	0	0	0	W	19-13
10/20	Texans	P	0	0	0.0	0	0	0	0.0	0	0	0	W	30-23
10/27	Broncos	P	0	0	0.0	0	0	0	0.0	0	0	0	W	15-13
11/03	at Steelers	P	0	0	0.0	0	0	0	0.0	0	0	0	L	24-26
11/10	Dolphins	P	0	0	0.0	0	0	0	0.0	0	0	0	L	12-16
11/17	Jaguars	P	0	0	0.0	0	0	0	0.0	0	0	0	W	33-13
11/21	at Texans	P	0	0	0.0	0	0	0	0.0	0	0	0	L	17-20
12/01	Titans	P	1	13	13.0	13	0	0	0.0	0	0	0	L	17-31
12/08	at Buccaneers	P	0	0	0.0	0	0	0	0.0	0	0	0	L	35-38
12/16	at Saints	P	1	4	4.0	4	0	0	0.0	0	0	0	L	7-34
12/22	Panthers	P	0	0	0.0	0	0	0	0.0	0	0	0	W	38-6
12/29	at Jaguars	P	0	0	0.0	0	0	0	0.0	0	0	0	L	20-38
<b>2019 TOTALS</b>		<b>13-0</b>	<b>2</b>	<b>17</b>	<b>8.5</b>	<b>13</b>	<b>0</b>	<b>0</b>	<b>0</b>	<b>0.0</b>	<b>0</b>	<b>0</b>	<b>0</b>	<b>7-9</b>

+ - Overtime



# 60 JAKE ELDRENKAMP

GUARD



6-5 • 300

NFL EXP: 1 (2nd Year with Colts)

BORN: 3/4/94

# W WASHINGTON



Eldrenkamp was claimed by the Colts off waivers from New England on May 21, 2019.

## DOWN THE STRETCH

**What is on your bucket list:** I would like to play golf at Augusta National Golf Club.

**Pets:** I have two dogs named Stella and Fin.

**Who is your favorite artist:** Chris Stapleton

**Favorite type of food:** Italian food

**Favorite vacation spot:** Alaska. I like to go ice fishing there.

**Favorite movie:** "Star Wars: Episode IV"

**What's the one thing you couldn't live without:** My dogs

**What is your favorite TV show:** "Game of Thrones"

**What is the best advice you have ever been given:** There is nothing more painful than the pain of regret.

**Mentor:** My grandpa

**Pet peeves:** Bad drivers

**Hidden talents:** I am a pretty good cook.

**Hobbies outside of football:** Golfing and playing guitar

**Karaoke song:** "Your Man" by Josh Turner



## AN INCREDIBLE HIGH SCHOOL RUN

While at Bellevue (Wash.) High School, Eldrenkamp had quite the career in his four years there. He won the 3A state championship all four years he lettered there. That included a perfect freshman and senior season as the team only sustained three total losses during his high school career.



## NFL HIGHLIGHTS

- He has spent time on the Colts (2019), Browns (2018) and Rams (2017) practice squads during his career.
- In 2019, he was active for Week 17 at Jacksonville, but did not see game action.

## COLLEGE HIGHLIGHTS

- Started 23-of-42 games at Washington and was named a First Team All-Pac-12 selection in his senior year and was named to the Academic All-Pac-12 first-team three times.
- As a senior, he appeared in 12-of-14 games for the Huskies and started at left guard in all 12 games. Was awarded the 101 Club Academic Award and the John P. Angel Lineman of the Year Award. Also named First Team All-Pac-12, CoSIDA Academic All-America All-District VIII, Academic All-Pac-12 first-team and was the Pac-12 Football Scholar-Athlete of the Year.
- In 2015, started 11 games for the Huskies all at left guard and was named to the Academic All-Pac-12 first-team.
- Appeared in all 14 games in 2014 appearing primarily on special teams and was named to the Academic All-Pac-12 first-team.
- Played in five games as a redshirt freshman.
- Redshirted his true freshman season in 2012.

## PERSONAL

- Attended Bellevue (Wash.) High School and was a 3A state champion all four years.
- Named to the *Tacoma News Tribune* All State team in 2011.
- Was a red-chip prospect by the *Seattle Times*.
- Named a finalist for 2011 Seattle-King County National Football Foundation Scholar-Athlete of the Year.
- Participated in the Colts Team Smile event, annual playground build, the Lids for Kids event and Horsehoe for Helpings event in 2019.
- A native of Medina, Wash.

## ADDITIONAL TRANSACTIONS

- Signed to the Colts active roster from the practice squad on December 14, 2019.
- Signed to the Indianapolis practice squad on September 1, 2019.
- Waived by the Colts on August 31, 2019.
- Claimed by Indianapolis off of waivers from New England on May 21, 2019.
- Signed a reserve/future contract with the New England Patriots on February 5, 2019.
- Signed to the Cleveland Browns practice squad on November 30, 2018.
- Released from the Browns practice squad on November 7, 2018.
- Signed to the Cleveland practice squad on October 16, 2018.
- Waived by the Los Angeles Rams on September 2, 2018.
- Signed a reserve/future contract with the Rams on January 1, 2018.
- Released from the Los Angeles Rams practice squad on September 12, 2017.
- Signed to the Rams practice squad on September 3, 2017.
- Waived by the Los Angeles Rams on September 2, 2017.
- Signed by the Rams as an undrafted free agent on May 2, 2017.



### JAKE ELDRENKAMP'S - NFL REGULAR SEASON STATISTICS

DATE	TEAM	GP	GS
2017	Rams	0	0
2018	Rams	0	0
2019	Colts	0	0
<b>TOTALS</b>		<b>0</b>	<b>0</b>

### 2017 GAME-BY-GAME REGULAR SEASON STATISTICS (RAMS)

DATE	OPPONENT	P/S	W/L	SCORE
09/10	Colts			
			DID NOT PLAY	
<b>2017 TOTALS</b>		<b>0-0</b>	<b>1-0</b>	<b>46-9</b>

### 2018 GAME-BY-GAME REGULAR SEASON STATISTICS (RAMS)

DATE	OPPONENT	P/S	W/L	SCORE
09/10	at Raiders			
			DID NOT PLAY	
09/16	Cardinals			
			DID NOT PLAY	
09/23	Chargers			
			DID NOT PLAY	
09/27	Vikings			
			DID NOT PLAY	
10/07	at Seahawks			
			DID NOT PLAY	
10/14	at Broncos			
			DID NOT PLAY	
10/21	at 49ers			
			DID NOT PLAY	
10/28	Packers			
			DID NOT PLAY	
11/04	at Saints			
			DID NOT PLAY	
11/11	Seahawks			
			DID NOT PLAY	
<b>2018 TOTALS</b>		<b>0-0</b>	<b>9-1</b>	<b>36-31</b>

### 2019 GAME-BY-GAME REGULAR SEASON STATISTICS (COLTS)

DATE	OPPONENT	P/S	W/L	SCORE
09/08	at Chargers			
			DID NOT PLAY	
09/15	at Titans			
			PRACTICE SQUAD	
09/22	Falcons			
			PRACTICE SQUAD	
09/29	Raiders			
			PRACTICE SQUAD	
10/06	at Chiefs			
			PRACTICE SQUAD	
10/20	Texans			
			PRACTICE SQUAD	
10/27	Broncos			
			PRACTICE SQUAD	
11/03	at Steelers			
			PRACTICE SQUAD	
11/10	Dolphins			
			PRACTICE SQUAD	
11/17	Jaguars			
			PRACTICE SQUAD	
11/21	at Texans			
			PRACTICE SQUAD	
12/01	Titans			
			PRACTICE SQUAD	
12/08	at Buccaneers			
			PRACTICE SQUAD	
12/16	at Saints			
			INACTIVE	
12/22	Panthers			
			INACTIVE	
12/29	at Jaguars			
			DID NOT PLAY (NON-INJURY)	
<b>2019 TOTALS</b>		<b>0-0</b>	<b>7-9</b>	<b>20-38</b>

+ - Overtime





# 10

# DAURICE FOUNTAIN

WIDE RECEIVER



## 6-2 • 210

NFL EXP: 2 (3rd Year with Colts)

BORN: 12/22/95



Fountain was selected by the Colts in the fifth round (159th overall) of the 2018 NFL Draft.

### DOWN THE STRETCH

**Hobbies outside of football:** Reading the Bible and playing Fortnite

**What is something interesting about you that most people may not know:** I use to be able to play the viola. I played it for about four to six years. I started when I was probably in the third grade and went on from there. I don't play too much anymore though.

**Do you have a nickname:** Reece

**Pet peeve:** Inconsistency

**Favorite television show:** "13 Reasons Why"

**Strangest thing you have ever eaten:** Oysters

**Pregame ritual:** I always take a moment to myself to just clear my head and remind myself that even though it is business that it is still a game. So go out there and have fun. I tell myself to not be uptight because when you're uptight you can't really play to your true level.

**What's on your bucket list:** Off the field I would like to travel to Italy or something like that.

**Inspiration:** Besides God, I have to say my trainer Michael London back in Wisconsin. He has always been one of the biggest mentors for me not only from an athletic standpoint but becoming a better overall man.

### FCS STRONG

Growing up in Madison, Wis., Fountain always wanted to play FBS football and preferred going to the University of Wisconsin. He was recruited there before their coach, Bret Bielema, left for Arkansas. That's when Northern Iowa came calling. He told *The Gazette* in 2016, "UNI came in at the last minute. When I came here, I fell in love with the place." Fountain made the most of his career at UNI with 150 receptions for 2,077 yards and 23 touchdowns.



@REECE\_JMM

@REECE\_JMM



## NFL HIGHLIGHTS

- Was placed on Injured Reserve on August 19, 2019.
- In 2018, he appeared in one regular season game and two postseason contests, but did not record any statistics.

## COLLEGE HIGHLIGHTS

- Played in 52 games (37 starts) in four seasons (2014-17) at Northern Iowa and totaled 150 receptions for 2,077 yards and 23 touchdowns.
- Started every game but one from 2015-17 and led the team in receptions, receiving yards and receiving touchdowns in all three seasons.
- Earned First Team All-Missouri Valley Football Conference honors as a senior in 2017.
- As a senior in 2017, started in 13 games at wide receiver. For the third consecutive season, led the team in receptions (66), receiving yards (943) and touchdowns (12), which were all career highs.
- Started all 11 games at wide receiver for the Panthers in 2016. Led the team in receptions (33), receiving yards (413) and touchdowns (five). Also added two kickoff returns for 45 yards.
- Played in all 14 games (13 starts) at wide receiver in 2015 and led the team in receptions (41), receiving yards (604) and touchdowns (five).
- Saw action in all 14 games in 2014 as just one of three true freshmen to play for the Panthers in 2014. Finished the season with 10 receptions for 117 yards and one touchdown.

## PERSONAL

- Attended James Madison Memorial High School in Madison, Wis., and helped the team to two state playoff appearances.
- Recognized as the 2014 *Wisconsin States Journal*/Male Athlete of the Year.
- As a senior team captain in 2013, earned First Team all-state honors as a wide receiver and was named Big 8 Conference Player of the Year.
- Rated as a two-star recruit on *Rivals.com* and as a three-star recruit on *247Sports.com*.
- Named an all-city defensive back and a Second Team Big 8 All-Conference honoree in 2012.
- Also lettered in track & field and basketball.
- Earned first team all-state honors in track in 2013.
- Became the state record holder in the 110m hurdles and is the school record holder in the long jump.
- Won state titles in the 110m hurdles and long jump in 2012.
- Studied communications at Northern Iowa.
- A native of Madison, Wis.

## ADDITIONAL TRANSACTIONS

- Signed to the Indianapolis active roster from the practice squad on December 7, 2018.
- Signed to the Colts practice squad on December 7, 2018.
- Waived by Indianapolis on September 1, 2018.

## DAURICE FOUNTAIN'S - NFL REGULAR SEASON STATISTICS

DATE	TEAM	RECEIVING								RUSHING				
		GP	GS	NO.	YDS	AVG	LG	TD	NO.	YDS.	AVG.	LG	TD	
2018	Colts	1	0	0	0	0.0	0	0	0	0	0.0	0	0	
2019	Colts	0	0	0	0	0.0	0	0	0	0	0.0	0	0	
<b>TOTALS</b>		<b>1</b>	<b>0</b>	<b>0</b>	<b>0</b>	<b>0.0</b>	<b>0</b>	<b>0</b>	<b>0</b>	<b>0</b>	<b>0.0</b>	<b>0</b>	<b>0</b>	

## DAURICE FOUNTAIN'S - NFL POSTSEASON STATISTICS

DATE	TEAM	RECEIVING								RUSHING				
		GP	GS	NO.	YDS	AVG	LG	TD	NO.	YDS.	AVG.	LG	TD	
2018	Colts	2	0	0	0	0.0	0	0	0	0	0.0	0	0	
<b>TOTALS</b>		<b>2</b>	<b>0</b>	<b>0</b>	<b>0</b>	<b>0.0</b>	<b>0</b>	<b>0</b>	<b>0</b>	<b>0</b>	<b>0.0</b>	<b>0</b>	<b>0</b>	





## DAURICE FOUNTAIN'S - NFL REGULAR SEASON STATISTICS

DATE	TEAM	KICKOFF RETURNS					PUNT RETURNS					
		RET.	YDS.	AVG.	LG	TD	NO.	FC	YDS	AVG	LG	TD
2018	Colts	0	0	0.0	0	0	0	0	0	0.0	0	0
2019	Colts	0	0	0.0	0	0	0	0	0	0.0	0	0
<b>TOTALS</b>		<b>0</b>	<b>0</b>	<b>0.0</b>	<b>0</b>	<b>0</b>	<b>0</b>	<b>0</b>	<b>0</b>	<b>0.0</b>	<b>0</b>	<b>0</b>

## DAURICE FOUNTAIN'S - NFL POSTSEASON STATISTICS

DATE	TEAM	KICKOFF RETURNS					PUNT RETURNS					
		RET.	YDS.	AVG.	LG	TD	NO.	FC	YDS	AVG	LG	TD
2018	Colts	0	0	0.0	0	0	0	0	0	0.0	0	0
<b>TOTALS</b>		<b>0</b>	<b>0</b>	<b>0.0</b>	<b>0</b>	<b>0</b>	<b>0</b>	<b>0</b>	<b>0</b>	<b>0.0</b>	<b>0</b>	<b>0</b>

## 2018 GAME-BY-GAME REGULAR SEASON STATISTICS (COLTS)

DATE	OPPONENT	P/S	RECEIVING				RUSHING				W/L	SCORE	
			NO	YDS	AVG	LG	TD	NO	YDS	AVG			LG
09/09	Bengals											L	23-34
09/16	at Washington											W	21-9
09/23	at Eagles											L	16-20
09/30	Texans											L	34-37+
10/04	at Patriots											L	24-38
10/14	at Jets											L	34-42
10/21	Bills											W	37-5
10/28	at Raiders											W	42-28
11/11	Jaguars											W	29-26
11/18	Titans											W	38-10
11/25	Dolphins											W	27-24
12/02	at Jaguars											L	0-6
12/09	at Texans	P	0	0	0.0	0	0	0	0.0	0	0	W	24-21
12/16	Cowboys											W	23-0
12/23	Giants											W	28-27
12/30	at Titans											W	33-17
<b>2018 TOTALS</b>		<b>1-0</b>	<b>0</b>	<b>0</b>	<b>0.0</b>	<b>0</b>	<b>0</b>	<b>0</b>	<b>0.0</b>	<b>0</b>	<b>0</b>	<b>0</b>	<b>10-6</b>

+ - Overtime

## 2019 GAME-BY-GAME REGULAR SEASON STATISTICS (COLTS)

DATE	OPPONENT	P/S	RECEIVING				RUSHING				W/L	SCORE	
			NO	YDS	AVG	LG	TD	NO	YDS	AVG			LG
09/08	at Chargers											L	24-30+
09/15	at Titans											W	19-17
09/22	Falcons											W	27-24
09/29	Raiders											L	24-31
10/06	at Chiefs											W	19-13
10/20	Texans											W	30-23
10/27	Broncos											W	15-13
11/03	at Steelers											L	24-26
11/10	Dolphins											L	12-16
11/17	Jaguars											W	33-13
11/21	at Texans											L	17-20
12/01	Titans											L	17-31
12/08	at Buccaneers											L	35-38
12/16	at Saints											L	7-34
12/22	Panthers											W	38-6
12/29	at Jaguars											L	20-38
<b>2019 TOTALS</b>		<b>0-0</b>	<b>0</b>	<b>0</b>	<b>0.0</b>	<b>0</b>	<b>0</b>	<b>0</b>	<b>0.0</b>	<b>0</b>	<b>0</b>	<b>0</b>	<b>7-9</b>

+ - Overtime



# 10

# DAURICE FOUNTAIN

WIDE RECEIVER



## 2018 GAME-BY-GAME POSTSEASON STATISTICS (COLTS)

DATE	OPPONENT	P/S	RECEIVING					RUSHING					W/L	SCORE
			NO	YDS	AVG	LG	TD	NO	YDS	AVG	LG	TD		
01/05	at Texans	P	0	0	0.0	0	0	0	0	0.0	0	0	W	21-7
01/12	at Chiefs	P	0	0	0.0	0	0	0	0	0.0	0	0	L	13-31
<b>2018 TOTALS</b>		<b>2-0</b>	<b>0</b>	<b>0</b>	<b>0.0</b>	<b>0</b>	<b>0</b>	<b>0</b>	<b>0</b>	<b>0.0</b>	<b>0</b>	<b>0</b>	<b>1-1</b>	



@REECE\_JMM



@REECE\_JMM

# 44 ZAIRE FRANKLIN

LINEBACKER




6-0 • 235

NFL EXP: 3 (3rd Year with Colts)

BORN: 7/2/96

**S** SYRACUSE



Franklin was selected by the Colts in the seventh round (235th overall) of the 2018 NFL Draft.

## DOWN THE STRETCH

**Bucket list item:** Travel

**Who do you try to mold your game after:** Bobby Wagner. I had a chance to watch him train and just the way he plays the game is elite. He's a guy I try to model myself after.

**Motto you live by:** Excellence is not an instance, it's a habit.

**Favorite meal:** Cheesesteaks

**Favorite snack:** I love Hot Cheetos.

**Favorite TV show:** "Game of Thrones"

**Favorite movie:** "Do the Right Thing"

**Favorite artist:** Meek Mill

**Favorite vacation spot:** Bahamas

**Biggest obstacle you've had to overcome:** Loss of family

**Proudest achievement outside of football:** Getting my degree in finance at Syracuse.

**If you could have dinner with three people, who would you invite:** Jay-Z, Kevin Hart and Barack Obama


**Favorite childhood sports memory as a fan:** When I was young, this was before LeBron left to go to Miami, the Cavs played the 76ers. This was back when Andre Iguodala was on the 76ers, and I just remember sneaking down to the bottom level of the stadium. The 76ers almost ended up winning and only lost by a couple points in overtime, but Iguodala came down on the fast break and just completely demolished Jamarlo Moon. It was one of the most disrespectful things I've ever seen. That was a fun game to go to. I grew up a fan of every Philadelphia team.

**Something Colts fans might not know:** Marvin Harrison is from Philadelphia and his son currently goes to the same high school I went to – La Salle. I don't know him personally, he's young, but I hear he's really good. I obviously know the legacy of the last few Syracuse guys to go to the Colts and I want to live up to that.



### FOLLOW THE LEADER

Franklin's legacy at Syracuse University transcends the game of football, as he is one of the best leaders the school has ever produced. He became the first sophomore football player to be named a captain at Syracuse since the 1940s and was the first player to be a three-time Orange captain since 1896. He served as the president of his fraternity, Omega Psi Phi, and organized community-driven initiatives for the group that included donating 100-plus new backpacks filled with school supplies to children in need. In 2016, Franklin helped organize and lead a campus-wide discussion, 'Real Men Real Talk: Locker Room Talk Edition,' to open up dialogue on the role men can play in preventing sexual violence and how athletes can contribute positively to society. "I'm trying to create my own foundation at the moment. Anything to give back to the less fortunate and helping kids in Philly or Indy is something I want to do."



### WON'T LOOK BACK

Franklin's mother, Shelice, dropped out of college as a junior to raise him and made a promise to herself that Zaire would be the first one in the family to earn a college degree. For years, she suffered from a recurring brain tumor on the occipital nerve at the base of her brain and eventually died from heart failure in February of 2013. Roughly two months later, his grandmother and other primary caretaker, Juanita Highsmith-Bailey, died from sepsis-induced kidney failure. Despite the adversity, Franklin persevered and was able to land a scholarship and excel both on the football field and in the classroom. In 2017, he fulfilled his mother's promise and graduated from Syracuse University with a degree in finance – even doing so a semester early.

### HOME IS WHERE THE HEART IS

Franklin made an immediate impact in his hometown community when he visited Kenderton School, located in North Philadelphia, in July of 2018. Working with the Colts, Philly's Finest and French Toast, a school uniform outfitter, Franklin was able to donate a uniform to every child in kindergarten to fifth grade at Kenderton. His donation provided over 300 school children a uniform for the 2018-19 school year. On his Instagram page, Franklin said, "This city will always hold a special place in my heart. I'm blessed I can give back to the place I called home for so many years and the place that helped shaped me into the man I am today." He did another uniform donation in the summer of 2019.



### COLLEGE HIGHLIGHTS CONT...

- Became the second three-time captain in the history of Syracuse football (Robert Adams, 1894-96) and the first in the modern era.
- Earned All-ACC honors twice (2016-17).
- Tallied 311 tackles, the most for a Syracuse defender since Kelvin Smith notched 325 from 2003-06.
- Finished his career tied for ninth in program history with 31.5 tackles for loss.
- In addition, recorded 8.5 sacks, 10 passes defended, two interceptions and five forced fumbles.
- In 2016, teamed with Parris Bennett to become the first set of Orange teammates with more than 100 tackles in the same season since 2003.
- Started all 12 games at middle linebacker in 2017 and ranked second on the team with 85 tackles (41 solo), including 5.5 tackles for loss and 1.5 sacks.
- For the second consecutive season, started all 12 games at middle linebacker in 2016 and was named one of the team captains. Finished second on the team with 101 tackles (56 solo) and tied for the team lead with 10.0 tackles for loss.
- Started all 12 games at middle linebacker in 2015 and was voted the fourth sophomore captain in team history and the first since Angelo Accocella in 1945. Led the team with 81 tackles (59 solo) and was second on the team in tackles for loss (11.0).
- As a freshman in 2014, played in 12 games (three starts) and finished sixth on the team with 44 tackles (31 solo). Also tallied 5.0 tackles for loss, 2.0 sacks, two passes defended and one forced fumble.

### NFL HIGHLIGHTS

- Has played in 32 games (two starts) and totaled 25 tackles (10 solo), one pass defended and 10 special teams stops. Started two postseason games. and has one tackle.
- Appeared in all 16 games in 2019 and had six special teams stops.
- In 2018, he played in all 16 games (two starts) and totaled 25 tackles (10 solo), one pass defended and four special teams stops. Started two postseason games.

### COLLEGE HIGHLIGHTS

- Played in all 48 games during his four seasons (2014-17) at Syracuse and started the final 39 games of his career beginning with the last three games of his freshman season.



### PERSONAL

- Attended La Salle College (Pa.) High School and was selected to the 2013 PIAA AAAA All-State Team and to the AAAA All-Catholic League first-team.
- Played in the 2014 Big 33 Football Classic.
- Dual majored in finance and marketing management at Syracuse.
- Has volunteered at numerous events with the Colts, including the Colts Youth Football Camp, Uniform Blitz, and the Colts Simon Cancer Center visit.

### ZAIRE FRANKLIN'S - NFL REGULAR SEASON STATISTICS

DATE	TEAM	GP	GS	TACKLES							INTERCEPTIONS					FUMBLES			ST			MISC			
				TK	S	A	TFL	YDS	SK	YDS	QBH	NO	YDS	LG	TD	PD	FF	FR	YDS	TK	S	A	FF	FR	S
2018	Colts	16	2	25	10	15	0	0	0.0	0.0	0	0	0	0	0	0	0	0	4	4	0	0	0	0	0
2019	Colts	16	0	0	0	0	0	0	0.0	0.0	0	0	0	0	0	0	0	0	6	4	2	0	0	0	0
<b>TOTALS</b>		<b>32</b>	<b>2</b>	<b>25</b>	<b>10</b>	<b>15</b>	<b>0</b>	<b>0</b>	<b>0.0</b>	<b>0.0</b>	<b>0</b>	<b>0</b>	<b>0</b>	<b>0</b>	<b>0</b>	<b>0</b>	<b>0</b>	<b>0</b>	<b>10</b>	<b>8</b>	<b>2</b>	<b>0</b>	<b>0</b>	<b>0</b>	<b>0</b>

### ZAIRE FRANKLIN'S - NFL POSTSEASON STATISTICS

DATE	TEAM	GP	GS	TACKLES							INTERCEPTIONS					FUMBLES			ST			MISC			
				TK	S	A	TFL	YDS	SK	YDS	QBH	NO	YDS	LG	TD	PD	FF	FR	YDS	TK	S	A	FF	FR	S
2018	Colts	2	2	0	0	0	0	0	0.0	0.0	0	0	0	0	0	0	0	0	0	0	0	0	0	0	0
<b>TOTALS</b>		<b>2</b>	<b>2</b>	<b>0</b>	<b>0</b>	<b>0</b>	<b>0</b>	<b>0</b>	<b>0.0</b>	<b>0.0</b>	<b>0</b>	<b>0</b>	<b>0</b>	<b>0</b>	<b>0</b>	<b>0</b>	<b>0</b>	<b>0</b>	<b>0</b>	<b>0</b>	<b>0</b>	<b>0</b>	<b>0</b>	<b>0</b>	<b>0</b>

### SINGLE-GAME HIGHS: DEFENSIVE

- Total Tackles** 11 at New England Patriots, Oct 04, 2018  
6 vs. New York Giants, Dec 23, 2018  
3 at Tennessee Titans, Dec 30, 2018
- Special Teams Tackles** 1 vs. Carolina Panthers, Dec 22, 2019  
...7 more at 1.
- Passes Defensed** 1 at Oakland Raiders, Oct 28, 2018

### 2018 GAME-BY-GAME REGULAR SEASON STATISTICS (COLTS)

DATE	OPPONENT	P/S	TACKLES							INTERCEPTIONS					FUMBLES			ST			MISC			SCORE		
			TK	S	A	SK	YDS	TFL	YDS	QBH	NO	YDS	LG	TD	PD	FF	FR	YDS	TK	S	A	FF	FR		S	A
09/09	Bengals	P	0	0	0	0.0	0.0	0	0	0	0	0	0	0	0	0	0	0	1	1	0	0	0	0	L	23-34
09/16	at Washington	P	0	0	0	0.0	0.0	0	0	0	0	0	0	0	0	0	0	0	1	1	0	0	0	0	W	21-9
09/23	at Eagles	S	2	0	2	0.0	0.0	0	0	0	0	0	0	0	0	0	0	0	1	1	0	0	0	0	L	16-20
09/30	Texans	P	0	0	0	0.0	0.0	0	0	0	0	0	0	0	0	0	0	0	0	0	0	0	0	0	L	34-37+
10/04	at Patriots	S	11	1	10	0.0	0.0	0	0	0	0	0	0	0	0	0	0	0	0	0	0	0	0	0	L	24-38
10/14	at Jets	P	1	1	0	0.0	0.0	0	0	0	0	0	0	0	0	0	0	0	0	0	0	0	0	0	L	34-42
10/21	Bills	P	0	0	0	0.0	0.0	0	0	0	0	0	0	0	0	0	0	0	0	0	0	0	0	0	W	37-5
10/28	at Raiders	P	2	2	0	0.0	0.0	0	0	0	0	0	0	0	1	0	0	0	0	0	0	0	0	0	W	42-28
11/11	Jaguars	P	0	0	0	0.0	0.0	0	0	0	0	0	0	0	0	0	0	0	0	0	0	0	0	0	W	29-26
11/18	Titans	P	0	0	0	0.0	0.0	0	0	0	0	0	0	0	0	0	0	0	0	0	0	0	0	0	W	38-10
11/25	Dolphins	P	0	0	0	0.0	0.0	0	0	0	0	0	0	0	0	0	0	0	0	0	0	0	0	0	W	27-24
12/02	at Jaguars	P	0	0	0	0.0	0.0	0	0	0	0	0	0	0	0	0	0	0	0	0	0	0	0	0	L	0-6
12/09	at Texans	P	0	0	0	0.0	0.0	0	0	0	0	0	0	0	0	0	0	0	1	1	0	0	0	0	W	24-21
12/16	Cowboys	P	0	0	0	0.0	0.0	0	0	0	0	0	0	0	0	0	0	0	0	0	0	0	0	0	W	23-0
12/23	Giants	P	6	5	1	0.0	0.0	0	0	0	0	0	0	0	0	0	0	0	0	0	0	0	0	0	W	28-27
12/30	at Titans	P	3	1	2	0.0	0.0	0	0	0	0	0	0	0	0	0	0	0	0	0	0	0	0	0	W	33-17
<b>2018 TOTALS</b>		<b>16-2</b>	<b>25</b>	<b>10</b>	<b>15</b>	<b>0.0</b>	<b>0.0</b>	<b>0</b>	<b>0</b>	<b>0</b>	<b>0</b>	<b>0</b>	<b>0</b>	<b>0</b>	<b>0</b>	<b>0</b>	<b>0</b>	<b>0</b>	<b>4</b>	<b>4</b>	<b>0</b>	<b>0</b>	<b>0</b>	<b>0</b>	<b>0</b>	<b>10-6</b>

+ - Overtime



### 2019 GAME-BY-GAME REGULAR SEASON STATISTICS (COLTS)

DATE	OPPONENT	P/S	TACKLES						INTERCEPTIONS				FUMBLES			ST				MISC		W/L	SCORE			
			TK	S	A	SK	YDS	TFL	YDS	QBH	NO	YDS	LG	TD	PD	FF	FR	YDS	TK	S	A			FF	FR	S
09/08	at Chargers	P	0	0	0	0.0	0.0	0	0	0	0	0	0	0	0	0	0	0	0	0	0	0	0	0	L	24-30+
09/15	at Titans	P	0	0	0	0.0	0.0	0	0	0	0	0	0	0	0	0	0	0	0	0	0	0	0	0	W	19-17
09/22	Falcons	P	0	0	0	0.0	0.0	0	0	0	0	0	0	0	0	0	0	0	0	0	0	0	0	0	W	27-24
09/29	Raiders	P	0	0	0	0.0	0.0	0	0	0	0	0	0	0	0	0	0	1	1	0	0	0	0	0	L	24-31
10/06	at Chiefs	P	0	0	0	0.0	0.0	0	0	0	0	0	0	0	0	0	0	1	0	1	0	0	0	0	W	19-13
10/20	Texans	P	0	0	0	0.0	0.0	0	0	0	0	0	0	0	0	0	0	0	0	0	0	0	0	0	W	30-23
10/27	Broncos	P	0	0	0	0.0	0.0	0	0	0	0	0	0	0	0	0	0	0	0	0	0	0	0	0	W	15-13
11/03	at Steelers	P	0	0	0	0.0	0.0	0	0	0	0	0	0	0	0	0	0	0	0	0	0	0	0	0	L	24-26
11/10	Dolphins	P	0	0	0	0.0	0.0	0	0	0	0	0	0	0	0	0	0	0	0	0	0	0	0	0	L	12-16
11/17	Jaguars	P	0	0	0	0.0	0.0	0	0	0	0	0	0	0	0	0	0	1	0	1	0	0	0	0	W	33-13
11/21	at Texans	P	0	0	0	0.0	0.0	0	0	0	0	0	0	0	0	0	0	0	0	0	0	0	0	0	L	17-20
12/01	Titans	P	0	0	0	0.0	0.0	0	0	0	0	0	0	0	0	0	0	0	0	0	0	0	0	0	L	17-31
12/08	at Buccaneers	P	0	0	0	0.0	0.0	0	0	0	0	0	0	0	0	0	0	0	0	0	0	0	0	0	L	35-38
12/16	at Saints	P	0	0	0	0.0	0.0	0	0	0	0	0	0	0	0	0	0	0	0	0	0	0	0	0	L	7-34
12/22	Panthers	P	0	0	0	0.0	0.0	0	0	0	0	0	0	0	0	0	0	1	1	0	0	0	0	0	W	38-6
12/29	at Jaguars	P	0	0	0	0.0	0.0	0	0	0	0	0	0	0	0	0	0	2	2	0	0	0	0	0	L	20-38
<b>2019 TOTALS</b>	<b>16-0</b>		<b>0</b>	<b>0</b>	<b>0</b>	<b>0.0</b>	<b>0.0</b>	<b>0</b>	<b>0</b>	<b>0</b>	<b>0</b>	<b>0</b>	<b>0</b>	<b>0</b>	<b>0</b>	<b>0</b>	<b>6</b>	<b>4</b>	<b>2</b>	<b>0</b>	<b>0</b>	<b>0</b>	<b>0</b>	<b>0</b>	<b>7-9</b>	

+ - Overtime

### 2018 GAME-BY-GAME POSTSEASON STATISTICS (COLTS)

DATE	OPPONENT	P/S	TACKLES						INTERCEPTIONS				FUMBLES			ST				MISC		W/L	SCORE			
			TK	S	A	SK	YDS	TFL	YDS	QBH	NO	YDS	LG	TD	PD	FF	FR	YDS	TK	S	A			FF	FR	S
01/05	at Texans	S	0	0	0	0.0	0.0	0	0	0	0	0	0	0	0	0	0	0	0	0	0	0	0	0	W	21-7
01/12	at Chiefs	S	0	0	0	0.0	0.0	0	0	0	0	0	0	0	0	0	0	0	0	0	0	0	0	0	L	13-31
<b>2018 TOTALS</b>	<b>2-2</b>		<b>0</b>	<b>0</b>	<b>0</b>	<b>0.0</b>	<b>0.0</b>	<b>0</b>	<b>0</b>	<b>0</b>	<b>0</b>	<b>0</b>	<b>0</b>	<b>0</b>	<b>0</b>	<b>0</b>	<b>0</b>	<b>0</b>	<b>0</b>	<b>0</b>	<b>0</b>	<b>0</b>	<b>0</b>	<b>0</b>	<b>1-1</b>	





# 64 MARK GLOWINSKI

GUARD



6-4 • 310

NFL EXP: 6 (4th Year with Colts)

BORN: 5/3/92



Glowinski was claimed by the Colts off waivers from Seattle on December 18, 2017.

## DOWN THE STRETCH

**Favorite music:** I listen to everything, especially rock and country.

**Hobbies outside of football:** I liked doing more outdoors stuff on the water when I was younger, but now I am into outdoors stuff with more golf.

**Do you have any hidden talents:** I'm pretty good at bowling.

**Favorite food:** Pizza

**Favorite vacation spot:** Hawaii

**Favorite TV show:** I like "The Office" and it kind of hits me more because Wilkes-Barre is only 20 minutes from there and when I went to junior college it was in Scranton, Pa. So when they talk about things in the area it is more relatable.

**Do you have any pets:** I have a cat named Jennifer.

**If you could have lunch with three people, living or dead, who would they be:** Albert Einstein, Jimi Hendrix and a founding father

**What is your nickname:** Glow or glow stick. Basically anything that has "glow" in it.

**Pregame ritual:** I like to get out there early and go through all the steps that I would do for the game. So just walking through it half speed and stuff like that. I like to get a feel for how the field is going to be as well as the weather.

**What's on your bucket list:** Once football is over with, I would like to travel and do stuff like that. I don't have anything that is a must, but I would like to travel outside the country.

**Did you have a "welcome to the NFL" moment:** I would say kickoff return my rookie year and being on that. We had a really good returner in Tyler Lockett so we thought we were awesome because as soon as we would go and block somebody he was making moves. But once you see the ball in the air for your first real NFL snap, your adrenaline is going.

**Who were your mentors:** My mom and then once I got into college football I would say Mark Duda. When I went to junior college he kind of showed me the way. He was in the NFL and he brought guys from not being able to go Division I to being able to play at that level.



@MARKGLOWINSKI73



## A SUPER BOWLER

Glowinski's first sport that he loved wasn't football. Growing up in Wilkes-Barre, Pa., Glowinski would spend his time at the local bowling alley playing in leagues. He played throughout high school and even bowled a perfect game once. But when he realized his potential in football, bowling faded away. He says when he goes bowling now he just goes for fun, but some day after football he will be back in competitive leagues.



## NFL HIGHLIGHTS

- Has competed in 63 games (44 starts) in five seasons with Indianapolis and Seattle.
- Started all 16 games in 2019 and helped Marlon Mack become the first Colts 1,000-yard single-season rusher since 2016. In Week 1, he helped Marlon Mack rush for a career-high 174 yards. It was the most by a Colts running back since Dominic Rhodes rushed for 177 yards against Atlanta in 2001. In Week 11 vs. Jacksonville, he helped the Colts rush for 264 yards, which is the 12th highest total in team history and the most for the Colts since 11/21/04 against Chicago (275).
- In 2018, he appeared in 11 games (nine starts). Was part of an offensive line that ranked first in the NFL for the fewest sacks allowed. In Weeks 7 and 8, he started both games and helped the Colts rush for over 200 yards in back-to-back games, which was the first time in the same season since 1985. Was part of an offensive line that didn't allow a sack in five straight games, which tied the New York Giants (2010) and Tennessee Titans (2008) for the third-longest streak since 1982. Started two postseason games and helped the Colts rush for a postseason franchise-record 200 yards during the AFC Wild Card weekend.
- Saw action in 10 games in 2017 and made two starts with the Seahawks before joining the Colts.
- Started all 16 regular season games in 2016, as well as two postseason contests for a Seahawks offense that produced 4,124 passing yards, the 10th most in the league.
- Played in 10 games and registered one start as a rookie in 2015. Blocked for an offense that amassed 6,058 total offensive yards, which was the fourth most in the league.

## COLLEGE HIGHLIGHTS

- Started all 25 games he saw action in during his two seasons at West Virginia.
- Received All-Big 12 first-team honors and All-Big 12 second-team accolades from coaches after his senior season in 2014.
- Paved the way for a rushing attack that averaged 228.2 rushing yards per game, which was the second most in the conference.
- Supported an offensive unit that generated 499.8 yards of offense per game, the fourth most in the Big 12 on the year.

## COLLEGE HIGHLIGHTS CONT...

- Redshirted during the 2012 season due to transferring.
- Before attending West Virginia, played at Lackawanna College from 2010-11.

## PERSONAL

- Attended G.A.R. Memorial High in Wilkes-Barre, Pa.
- A three-year starter on both sides of the ball, he helped lead his team to a 26-8 record during his tenure.
- Earned Garrett Ford Academic Honor Roll recognition for his performance in the classroom.
- Majored in multidisciplinary studies.
- Has participated in multiple community events with the Colts, including the Colts Youth Football Camp, Team Smile event, Horseshoe for Helpings and Shop with a Colt.
- Born in Wilkes-Barre, Pa.

## ADDITIONAL TRANSACTIONS

- Waived by the Seattle Seahawks on December 16, 2017.
- Selected by the Seahawks in the fourth round (134th overall) of the 2015 NFL Draft.





## MARK GLOWINSKI'S - NFL REGULAR SEASON STATISTICS

DATE	TEAM	GP	GS
2015	Seahawks	10	1
2016	Seahawks	16	16
2017	Seahawks	10	2
Went from <b>Seattle</b> to <b>Indianapolis</b> .			
2017	Colts	0	0
2017	TOTAL	10	2
2018	Colts	11	9
2019	Colts	16	16
<b>TOTALS</b>		<b>63</b>	<b>44</b>

## MARK GLOWINSKI'S - NFL POSTSEASON STATISTICS

DATE	TEAM	GP	GS
2015	Seahawks	0	0
2016	Seahawks	2	2
2018	Colts	2	2
<b>TOTALS</b>		<b>4</b>	<b>4</b>

### 2015 GAME-BY-GAME REGULAR SEASON STATISTICS (SEAHAWKS)

DATE	OPPONENT	P/S		W/L	SCORE
09/13	at Rams		INACTIVE	L	31-34+
09/20	at Packers		INACTIVE	L	17-27
09/27	Bears		INACTIVE	W	26-0
10/05	Lions		INACTIVE	W	13-10
10/11	at Bengals	P		L	24-27+
10/18	Panthers	P		L	23-27
10/22	at 49ers		INACTIVE	W	20-3
11/01	at Cowboys	P		W	13-12
11/15	Cardinals		INACTIVE	L	32-39
11/22	49ers	P		W	29-13
11/29	Steelers	P		W	39-30
12/06	at Vikings	P		W	38-7
12/13	at Ravens	P		W	35-6
12/20	Browns	P		W	30-13
12/27	Rams	P		L	17-23
01/03	at Cardinals	S		W	36-6
<b>2015 TOTALS</b>		<b>10-1</b>		<b>10-6</b>	

+ - Overtime

### 2016 GAME-BY-GAME REGULAR SEASON STATISTICS (SEAHAWKS)

DATE	OPPONENT	P/S		W/L	SCORE
09/11	Dolphins	S		W	12-10
09/18	at Rams	S		L	3-9
09/25	49ers	S		W	37-18
10/02	at Jets	S		W	27-17
10/16	Falcons	S		W	26-24
10/23	at Cardinals	S		L	6-6+
10/30	at Saints	S		L	20-25
11/07	Bills	S		W	31-25
11/13	at Patriots	S		W	31-24
11/20	Eagles	S		W	26-15
11/27	at Buccaneers	S		L	5-14
12/04	Panthers	S		W	40-7
12/11	at Packers	S		L	10-38
12/15	Rams	S		W	24-3
12/24	Cardinals	S		L	31-34
01/01	at 49ers	S		W	25-23
<b>2016 TOTALS</b>		<b>16-16</b>		<b>10-6</b>	

+ - Overtime





## 2017 GAME-BY-GAME REGULAR SEASON STATISTICS (SEAHAWKS/COLTS)

DATE	OPPONENT	P/S		W/L	SCORE
09/10	at Packers	S		L	9-17
09/17	49ers	S		W	12-9
09/24	at Titans			L	27-33
10/01	Colts		INACTIVE	W	46-18
10/08	at Rams		INACTIVE	W	16-10
10/22	at Giants	P		W	24-7
10/29	Texans	P		W	41-38
11/05	Washington	P		L	14-17
11/09	at Cardinals	P		W	22-16
11/20	Falcons	P		L	31-34
11/26	at 49ers	P		W	24-13
12/03	Eagles	P		W	24-10
12/10	at Jaguars	P		L	24-30
12/17	Rams		DID NOT PLAY	L	7-42
			Went from <b>Seahawks</b> to <b>Colts</b> .		
12/23	at Ravens		INACTIVE	L	16-23
12/31	Texans		INACTIVE	W	22-13
<b>2017 TOTALS</b>		<b>10-2</b>		<b>9-7</b>	

## 2018 GAME-BY-GAME REGULAR SEASON STATISTICS (COLTS)

DATE	OPPONENT	P/S		W/L	SCORE
09/09	Bengals		DID NOT PLAY (NON-INJURY)	L	23-34
09/16	at Washington		DID NOT PLAY (NON-INJURY)	W	21-9
09/23	at Eagles		INACTIVE	L	16-20
09/30	Texans	P		L	34-37+
10/04	at Patriots	P		L	24-38
10/14	at Jets	S		L	34-42
10/21	Bills	S		W	37-5
10/28	at Raiders	S		W	42-28
11/11	Jaguars	S		W	29-26
11/18	Titans	S		W	38-10
11/25	Dolphins	S		W	27-24
12/02	at Jaguars	S		L	0-6
12/09	at Texans	S		W	24-21
12/16	Cowboys		INACTIVE	W	23-0
12/23	Giants		INACTIVE	W	28-27
12/30	at Titans	S		W	33-17
<b>2018 TOTALS</b>		<b>11-9</b>		<b>10-6</b>	

+ - Overtime

## 2019 GAME-BY-GAME REGULAR SEASON STATISTICS (COLTS)

DATE	OPPONENT	P/S		W/L	SCORE
09/08	at Chargers	S		L	24-30+
09/15	at Titans	S		W	19-17
09/22	Falcons	S		W	27-24
09/29	Raiders	S		L	24-31
10/06	at Chiefs	S		W	19-13
10/20	Texans	S		W	30-23
10/27	Broncos	S		W	15-13
11/03	at Steelers	S		L	24-26
11/10	Dolphins	S		L	12-16
11/17	Jaguars	S		W	33-13
11/21	at Texans	S		L	17-20
12/01	Titans	S		L	17-31
12/08	at Buccaneers	S		L	35-38
12/16	at Saints	S		L	7-34
12/22	Panthers	S		W	38-6
12/29	at Jaguars	S		L	20-38
<b>2019 TOTALS</b>		<b>16-16</b>		<b>7-9</b>	

+ - Overtime





## 2015 GAME-BY-GAME POSTSEASON STATISTICS (SEAHAWKS)

DATE	OPPONENT	P/S		W/L	SCORE
01/10	at Vikings		INACTIVE	W	10-9
01/17	at Panthers		INACTIVE	L	24-31
<b>2015 TOTALS</b>		<b>0-0</b>		<b>1-1</b>	

## 2016 GAME-BY-GAME POSTSEASON STATISTICS (SEAHAWKS)

DATE	OPPONENT	P/S		W/L	SCORE
01/07	Lions	S		W	26-6
01/14	at Falcons	S		L	20-36
<b>2016 TOTALS</b>		<b>2-2</b>		<b>1-1</b>	

## 2018 GAME-BY-GAME POSTSEASON STATISTICS (COLTS)

DATE	OPPONENT	P/S		W/L	SCORE
01/05	at Texans	S		W	21-7
01/12	at Chiefs	S		L	13-31
<b>2018 TOTALS</b>		<b>2-2</b>		<b>1-1</b>	



# 69 CHAZ GREEN

GUARD




**6-5 • 318**

**NFL EXP: 4 (1st Year with Colts)**

**BORN: 4/8/92**



**FLORIDA**



**Green was signed by the Colts to a reserve/future contract on December 30, 2019.**

## DOWN THE STRETCH

**What is on your bucket list:** Travel to Africa

**Do you have a pregame ritual:** I meditate and pray

**What is the best advice you've been given:** Good is the enemy of great.

**Who is your mentor:** My parents

**Who is your favorite artist:** Jay-Z and Damian Marley Jr.

**What is your favorite food:** Soul food

**What is your favorite vacation spot:** South Florida

**What is your favorite TV show:** "Top Boy"

**What is your favorite movie:** "Lone Survivor"

**What are your pet peeves:** Being late

**What is one thing you can't live without:** Music

**Who was your favorite athlete growing up:** Shaq

## NFL HIGHLIGHTS

- Has competed in 22 games (seven starts) with the Cowboys and the Raiders.
- Spent the 2019 offseason with the Broncos before being released on August 31, 2019.
- Appeared in four games (one start) with the Oakland in 2018. Also spent time in New Orleans, but did not see game action.
- Competed in a career-high 14 games (four starts) in 2017 with Dallas. He had three starts at left guard and one at left tackle.
- Played in four games (two starts) with the Cowboys in 2016. Started his first NFL game in a Week 3 win against Chicago. Spent Weeks 1-12 on the Physically Unable to Perform list.



## COLLEGE HIGHLIGHTS

- Started 29 games at Florida from 2011-14 and was named a team captain his senior year.
- In 2014, he was named a team captain and started 11 games at both right tackle (nine starts) and left tackle (two starts). Earned the Chris Patrick Courage Award after returning from a season-ending injury the previous year.
- Missed the entire 2013 season after suffering an injury in offseason workouts.
- As a redshirt sophomore, he played in 11 games (10 starts).
- As a redshirt freshman, he was named a Freshman All-America choice and was named to the SEC All-Freshman team after he started nine games.
- Redshirted the 2010 season.

## PERSONAL

- Attended Tampa (Fla.) Catholic High School and was rated a four-star prospect and the No. 6 offensive lineman in the nation out of high school according to *Rivals.com*.
- Helped the team rush for over 3,000 yards in 2009.
- Was named a Second Team FSWA 2A All-State selection as a junior and led his team to the state championship.
- Participated in the 2010 Under Armour All-America Game.
- Married to his wife, Aisha.
- A native of Tampa, Fla.

## ADDITIONAL TRANSACTIONS

- Released by the Denver Broncos on August 31, 2019.
- Signed by Denver as a free agent on June 3, 2019.
- Released by the Oakland Raiders on May 28, 2019.
- Signed by the Raiders as a free agent on November 27, 2018.
- Waived by the New Orleans Saints on November 21, 2018.
- Signed by New Orleans as a free agent on October 24, 2018.
- Waived by the Dallas Cowboys on September 1, 2018.
- Selected by the Cowboys in the third round (91st overall) of the 2015 NFL Draft.

## CHAZ GREEN'S - NFL REGULAR SEASON STATISTICS

DATE	TEAM	GP	GS	
2015	Cowboys	0	0	
2016	Cowboys	4	2	
2017	Cowboys	14	4	
2018	Cowboys	0	0	
2018	Saints	0	0	Went from <b>Dallas</b> to <b>New Orleans</b> .
2018	Raiders	4	1	Went from <b>New Orleans</b> to <b>Oakland</b> .
2018	TOTAL	4	1	
2019	Broncos	0	0	
<b>TOTALS</b>		<b>22</b>	<b>7</b>	



## 2015 GAME-BY-GAME REGULAR SEASON STATISTICS (COWBOYS)

DATE	OPPONENT	P/S		W/L	SCORE
09/13	Giants		NOT ON ROSTER	W	27-26
09/20	at Eagles		NOT ON ROSTER	W	20-10
09/27	Falcons		NOT ON ROSTER	L	28-39
10/04	at Saints		NOT ON ROSTER	L	20-26+
10/11	Patriots		NOT ON ROSTER	L	6-30
10/25	at Giants		NOT ON ROSTER	L	20-27
11/01	Seahawks		NOT ON ROSTER	L	12-13
11/08	Eagles		NOT ON ROSTER	L	27-33+
11/15	at Buccaneers		NOT ON ROSTER	L	6-10
11/22	at Dolphins		NOT ON ROSTER	W	24-14
11/26	Panthers		NOT ON ROSTER	L	14-33
12/07	at Washington		ON INACTIVE LIST	W	19-16
12/13	at Packers		INACTIVE	L	7-28
12/19	Jets		INACTIVE	L	16-19
12/27	at Bills		ON INACTIVE LIST	L	6-16
01/03	Washington		INACTIVE	L	23-34
<b>2015 TOTALS</b>		<b>0-0</b>		<b>4-12</b>	

+ - Overtime

## 2016 GAME-BY-GAME REGULAR SEASON STATISTICS (COWBOYS)

DATE	OPPONENT	P/S		W/L	SCORE
09/11	Giants	P		L	19-20
09/18	at Washington	P		W	27-23
09/25	Bears	S		W	31-17
10/02	at 49ers	S		W	24-17
10/09	Bengals		INACTIVE	W	28-14
10/16	at Packers		INACTIVE	W	30-16
10/30	Eagles		INACTIVE	W	29-23+
11/06	at Browns		INACTIVE	W	35-10
11/13	at Steelers		INACTIVE	W	35-30
11/20	Ravens		INACTIVE	W	27-17
11/24	Washington		INACTIVE	W	31-26
12/01	at Vikings		INACTIVE	W	17-15
12/11	at Giants		INACTIVE	L	7-10
<b>2016 TOTALS</b>		<b>4-2</b>		<b>11-2</b>	

+ - Overtime

## 2017 GAME-BY-GAME REGULAR SEASON STATISTICS (COWBOYS)

DATE	OPPONENT	P/S		W/L	SCORE
09/10	Giants	S		W	19-3
09/17	at Broncos	S		L	17-42
09/25	at Cardinals	S		W	28-17
10/01	Rams		DID NOT PLAY (NON-INJURY)	L	30-35
10/08	Packers	P		L	31-35
10/22	at 49ers	P		W	40-10
10/29	at Washington	P		W	33-19
11/05	Chiefs	P		W	28-17
11/12	at Falcons	S		L	7-27
11/19	Eagles	P		L	9-37
11/23	Chargers		DID NOT PLAY (NON-INJURY)	L	6-28
11/30	Washington	P		W	38-14
12/10	at Giants	P		W	30-10
12/17	at Raiders	P		W	20-17
12/24	Seahawks	P		L	12-21
12/31	at Eagles	P		W	6-0
<b>2017 TOTALS</b>		<b>14-4</b>		<b>9-7</b>	





## 2018 GAME-BY-GAME REGULAR SEASON STATISTICS (COWBOYS/SAINTS/RAIDERS)

DATE	OPPONENT	P/S		W/L	SCORE
09/09	at Panthers		DID NOT PLAY	L	8-16
09/16	Giants		DID NOT PLAY	W	20-13
09/23	at Seahawks		DID NOT PLAY	L	13-24
09/30	Lions		NOT ON ROSTER	W	26-24
10/07	at Texans		NOT ON ROSTER	L	16-19+
10/14	Jaguars		NOT ON ROSTER	W	40-7
10/21	at Washington		NOT ON ROSTER	L	17-20
10/28	at Vikings		Went from <b>Cowboys</b> to <b>Saints</b> . INACTIVE	W	30-20
11/05	Titans		Went from <b>Saints</b> to <b>Cowboys</b> . NOT ON ROSTER	L	14-28
11/11	at Eagles		NOT ON ROSTER	W	27-20
11/18	at Falcons		NOT ON ROSTER	W	22-19
11/22	Falcons		Went from <b>Cowboys</b> to <b>Saints</b> . DID NOT PLAY	W	31-17
11/29	at Cowboys		DID NOT PLAY	L	10-13
12/09	Steelers	P	Went from <b>Saints</b> to <b>Raiders</b> .	W	24-21
12/16	at Bengals	S		L	16-30
12/24	Broncos	P		W	27-14
12/30	at Chiefs	P		L	3-35
<b>2018 TOTALS</b>				<b>9-8</b>	

+- Overtime

## 2019 GAME-BY-GAME REGULAR SEASON STATISTICS (BRONCOS)

DATE	OPPONENT	P/S		W/L	SCORE
09/09	at Raiders		DID NOT PLAY	L	16-24
09/15	Bears		DID NOT PLAY	L	14-16
09/22	at Packers		DID NOT PLAY	L	16-27
09/29	Jaguars		DID NOT PLAY	L	24-26
10/06	at Chargers		DID NOT PLAY	W	20-13
10/13	Titans		DID NOT PLAY	W	16-0
10/17	Chiefs		DID NOT PLAY	L	6-30
10/27	at Colts		NOT ON ROSTER	L	13-15
11/03	Browns		NOT ON ROSTER	W	24-19
11/17	at Vikings		NOT ON ROSTER	L	23-27
11/24	at Bills		NOT ON ROSTER	L	3-20
12/01	Chargers		NOT ON ROSTER	W	23-20
12/08	at Texans		NOT ON ROSTER	W	38-24
12/15	at Chiefs		NOT ON ROSTER	L	3-23
12/22	Lions		NOT ON ROSTER	W	27-17
12/29	Raiders		NOT ON ROSTER	W	16-15
<b>2019 TOTALS</b>				<b>7-9</b>	

# 95 GERRI GREEN

DEFENSIVE END



(GAIR-ee)

**6-4 • 252**

**NFL EXP: 1 (2nd Year with Colts)**

**BORN: 9/14/95**



**MISSISSIPPI  
STATE**



Green was originally selected by the Colts in the sixth round (199th overall) of the 2019 NFL Draft.

## DOWN THE STRETCH

**What is on your bucket list:** I want to go skydiving.

**Do you have any nicknames:** In college they called me G4.

**Do you have a pregame ritual:** I walk the field and get a little sweat going. Then I start visualizing it.

**Who is your favorite artist:** Future and Drake

**Favorite food:** Pancakes

**What is your favorite TV show:** "Criminal Minds"

**What is the best advice that you have ever gotten:** Just be yourself, keep your head down and work.

**Who is your mentor:** A guy from my hometown named Johnny Cook.

**What is one of your pet peeves:** People who don't put on their turn signal.

**What's the one thing you couldn't live without:** Pink Starbursts

**What are your hobbies outside of football:** I like to listen to music.

**Who was your favorite athlete growing up:** Brett Favre



(GAIR-ee)

## A LOADED D-LINE

During Green's career at Mississippi State, he was joined on the defensive line by Montez Sweat and Jeffery Simmons. They were both selected in the first round of the 2019 NFL Draft. "I am going to miss playing with those guys," Green said. Green was able to be a leader in the room, but also enjoyed learning and working with those two. "We all had respect for each other and knew what each other brought to the game. With all of us in the room, it was never just one leader."



## NFL HIGHLIGHTS

- Spent the 2019 season on both the New England and Indianapolis practice squads.

## COLLEGE HIGHLIGHTS

- Appeared in 52 games (27 starts) and recorded 161 tackles (59 solo), 20.5 tackles for loss, 8.5 sacks, nine passes defended, three interceptions, three forced fumbles and two fumble recoveries.
- As a team captain in 2018, he started all 13 games and finished with 31 tackles (eight solo), 6.5 tackles for loss, 3.5 sacks and one pass defended. He was also a member of the SEC Community Service Team, participated on the SEC Football Leadership Council and was chosen as a Wuerffel Trophy nominee, which is given annually to the college football player who best combines exemplary community service with athletic and academic achievement.
- In 2017, he started all 13 games and accumulated 38 tackles (13 solo), 11.0 tackles for loss, 5.0 sacks, four passes defended, one interception, three forced fumbles and one fumble recovery. His tackles for loss and sacks both ranked third on the team and he recorded at least 1.0 tackle for loss in eight games. Also participated on the SEC Football Leadership Council.
- In 2016, he appeared in all 13 games and recorded 43 tackles (18 solo), half a tackle for loss, one pass defended and one fumble recovery.
- As a redshirt freshman, he was named to the All-SEC Freshman Team after playing in all 13 games (one start) and totaling 49 tackles (20 solo), 2.5 tackles for loss, three passes defended and two interceptions.
- He redshirted the 2014 season as a true freshman.

## PERSONAL

- Attended Greenville Weston (Miss.) High School and played under Shannon Williams.
- Ranked as the No. 12 prospect in Mississippi by *ESPN.com*.
- Named a four-star recruit by *247Sports* and *Scout.com*.
- Chosen as a member of *The Mississippi Press'* Fantastic 15 list in 2013.
- Named a 2013 *Clarion-Ledger* Dandy Dozen selection.
- As a senior, he finished with 98 tackles, 11.5 tackles for loss, 5.0 sacks, seven passes defended and three forced fumbles. Also added six catches for 96 yards and two touchdowns.
- Recorded 89 tackles, four passes defended, two forced fumbles and three fumble recoveries as a junior. At tight end, he contributed with 10 receptions for 172 yards and two touchdowns.
- Participated in the Colts Youth Football Camp, Team Smile event, Haunted Runway with kids who were battling cancer, Lids for Kids and the D-Line Christmas.
- Graduated with a degree in agribusiness.
- Son of Gerri Sr. and Valerie Green. His father played football at Arkansas-Pine Bluff.
- Born on Sept. 14, 1995, in Jackson, Miss.
- Full name: Gerri Germaine Green.

## ADDITIONAL TRANSACTIONS

- Signed to a reserve/future contract with the Colts on December 30, 2019.
- Signed to the Indianapolis practice squad on September 23, 2019.
- Released from the New England Patriots practice squad on September 20, 2019.
- Signed to the New England practice squad on September 2, 2019.
- Waived by Indianapolis on August 31, 2019.
- Selected by the Indianapolis Colts in the sixth round (199th overall) of the 2019 NFL Draft.

# 95 GERRI GREEN

DEFENSIVE END

(GAIR-ee)



## GERRI GREEN'S - NFL REGULAR SEASON STATISTICS

DATE	TEAM	GP	GS	TACKLES								INTERCEPTIONS					FUMBLES			ST				MISC							
				TK	S	A	TFL	YDS	SK	YDS	QBH	NO	YDS	LG	TD	PD	FF	FR	YDS	TK	S	A	FF	FR	S	A					
2019	Colts	0	0	0	0	0	0	0	0.0	0.0	0	0	0	0	0	0	0	0	0	0	0	0	0	0	0	0	0	0	0	0	0
<b>TOTALS</b>		<b>0</b>	<b>0</b>	<b>0</b>	<b>0</b>	<b>0</b>	<b>0</b>	<b>0</b>	<b>0.0</b>	<b>0.0</b>	<b>0</b>	<b>0</b>	<b>0</b>	<b>0</b>	<b>0</b>	<b>0</b>	<b>0</b>	<b>0</b>	<b>0</b>	<b>0</b>	<b>0</b>	<b>0</b>	<b>0</b>	<b>0</b>	<b>0</b>	<b>0</b>	<b>0</b>	<b>0</b>	<b>0</b>	<b>0</b>	

## 2019 GAME-BY-GAME REGULAR SEASON STATISTICS (COLTS)

DATE	OPPONENT	P/S	TACKLES								INTERCEPTIONS				FUMBLES			ST				MISC		W/L	SCORE						
			TK	S	A	SK	YDS	TFL	YDS	QBH	NO	YDS	LG	TD	PD	FF	FR	YDS	TK	S	A	FF	FR			S	A				
09/08	at Chargers									DID NOT PLAY																		L	24-30+		
09/29	Raiders									PRACTICE SQUAD																		L	24-31		
10/06	at Chiefs									PRACTICE SQUAD																		W	19-13		
10/20	Texans									PRACTICE SQUAD																		W	30-23		
10/27	Broncos									PRACTICE SQUAD																		W	15-13		
11/03	at Steelers									PRACTICE SQUAD																		L	24-26		
11/10	Dolphins									PRACTICE SQUAD																		L	12-16		
11/17	Jaguars									PRACTICE SQUAD																		W	33-13		
11/21	at Texans									PRACTICE SQUAD																		L	17-20		
12/01	Titans									PRACTICE SQUAD																		L	17-31		
12/08	at Buccaneers									PRACTICE SQUAD																		L	35-38		
12/16	at Saints									PRACTICE SQUAD																		L	7-34		
12/22	Panthers									PRACTICE SQUAD																		W	38-6		
12/29	at Jaguars									PRACTICE SQUAD																		L	20-38		
<b>2019 TOTALS</b>			<b>0</b>	<b>0</b>	<b>0</b>	<b>0</b>	<b>0.0</b>	<b>0</b>	<b>0</b>	<b>0</b>	<b>0</b>	<b>0</b>	<b>0</b>	<b>0</b>	<b>0</b>	<b>0</b>	<b>0</b>	<b>0</b>	<b>0</b>	<b>0</b>	<b>0</b>	<b>0</b>	<b>0</b>	<b>0</b>	<b>0</b>	<b>0</b>	<b>0</b>	<b>0</b>	<b>0</b>	<b>0</b>	<b>5-9</b>

2019 TOTALS

+ - Overtime

# 85 XAVIER GRIMBLE

TIGHT END



6-4 • 261

NFL EXP: 4 (1st Year with Colts)

BORN: 9/22/92



USC



Grimble was signed by the Colts to a reserve/future contract on December 30, 2019.

## NFL HIGHLIGHTS

- Appeared in 47 games (seven starts) in five seasons (2015-19) with the Steelers and totaled 23 receptions for 239 yards and three touchdowns.
- Competed in three games (one start) in 2019 and recorded one reception for three yards.
- In 2018, he appeared in a career-high 16 games (two starts) and tallied six receptions for 86 yards.
- Played in 15 games (two starts) in 2017 and accumulated five receptions for 32 yards and one touchdown.
- Appeared in 13 games (two starts) in 2016 and had career highs in receptions (11), receiving yards (118) and touchdowns (two).
- Spent the entire 2015 season on Pittsburgh's practice squad.
- As a rookie in 2014, spent time on San Francisco and New England's practice squads.

## COLLEGE HIGHLIGHTS

- Played in 35 games at USC and finished his career with 69 receptions for 731 yards with 11 touchdowns.
- As a junior, played in 13 games and had 25 receptions for 271 yards and two touchdowns.
- In 2012, appeared in all 13 games (nine starts) and ended the season with a single-season career-high 29 receptions for 316 yards, five touchdowns and three tackles. Was also named an All-Pac-12 honorable mention selection.
- As a redshirt freshman, played all 12 games (seven starts) and finished with 15 catches for 144 yards and four touchdowns in addition to two kickoff returns for three yards.
- Redshirted in 2010.

## PERSONAL

- Attended Bishop Gorman High School in Las Vegas.
- As a senior, he was an all-state 4A and All-Southwest District Offensive MVP. He also finished the season with 39 catches for 709 yards (18.2 avg.) with nine touchdowns. Bishop Gorman went 15-0 and won the 4A state title as well.
- In 2008, he had 13 receptions for 310 yards (23.8 avg.) with four touchdowns.
- Also played basketball for Bishop Gorman.
- Majored in social sciences (economics).
- A native of Las Vegas.



#### ADDITIONAL TRANSACTIONS

- Released by the Pittsburgh Steelers on October 4, 2019.
- Signed by Pittsburgh to a reserve/future contract on January 18, 2016.
- Signed to the Steelers practice squad on September 7, 2015.
- Waived by the San Francisco 49ers on September 5, 2015.
- Signed by San Francisco to a reserve/future contract on December 30, 2014.
- Signed to the 49ers practice squad on December 16, 2014.
- Released from the New England Patriots practice squad on November 28, 2014.
- Signed to the New England practice squad on November 26, 2014.
- Released from the 49ers practice squad on November 18, 2014.
- Signed to the San Francisco practice squad on September 15, 2014.
- Waived by the New York Giants on August 26, 2014.
- Signed by the New York Giants as an undrafted free agent on May 15, 2014.

#### XAVIER GRIMBLE'S - NFL REGULAR SEASON STATISTICS

DATE	TEAM	RECEIVING							RUSHING				
		GP	GS	NO.	YDS	AVG	LG	TD	NO.	YDS.	AVG.	LG	TD
2016	Steelers	13	2	11	118	10.7	20t	2	0	0	0.0	0	0
2017	Steelers	15	2	5	32	6.4	12	1	0	0	0.0	0	0
2018	Steelers	16	2	6	86	14.3	23	0	0	0	0.0	0	0
2019	Steelers	3	1	1	3	3.0	3	0	0	0	0.0	0	0
<b>TOTALS</b>		<b>47</b>	<b>7</b>	<b>23</b>	<b>239</b>	<b>10.4</b>	<b>23</b>	<b>3</b>	<b>0</b>	<b>0</b>	<b>0.0</b>	<b>0</b>	<b>0</b>

#### XAVIER GRIMBLE'S - NFL POSTSEASON STATISTICS

DATE	TEAM	RECEIVING							RUSHING				
		GP	GS	NO.	YDS	AVG	LG	TD	NO.	YDS.	AVG.	LG	TD
2016	Steelers	3	0	0	0	0.0	0	0	0	0	0.0	0	0
2017	Steelers	1	1	0	0	0.0	0	0	0	0	0.0	0	0
<b>TOTALS</b>		<b>4</b>	<b>1</b>	<b>0</b>	<b>0</b>	<b>0.0</b>	<b>0</b>	<b>0</b>	<b>0</b>	<b>0</b>	<b>0.0</b>	<b>0</b>	<b>0</b>

#### XAVIER GRIMBLE'S - NFL REGULAR SEASON STATISTICS

DATE	TEAM	KICKOFF RETURNS					PUNT RETURNS					
		RET.	YDS.	AVG.	LG	TD	NO.	FC	YDS	AVG	LG	TD
2016	Steelers	0	0	0.0	0	0	0	0	0	0.0	0	0
2017	Steelers	1	0	0.0	0	0	0	0	0	0.0	0	0
2018	Steelers	0	0	0.0	0	0	0	0	0	0.0	0	0
2019	Steelers	0	0	0.0	0	0	0	0	0	0.0	0	0
<b>TOTALS</b>		<b>1</b>	<b>0</b>	<b>0.0</b>	<b>0</b>	<b>0</b>	<b>0</b>	<b>0</b>	<b>0</b>	<b>0.0</b>	<b>0</b>	<b>0</b>





## XAVIER GRIMBLE'S - NFL POSTSEASON STATISTICS

DATE	TEAM	KICKOFF RETURNS					PUNT RETURNS					
		RET.	YDS.	AVG.	LG	TD	NO.	FC	YDS	AVG	LG	TD
2016	Steelers	0	0	0.0	0	0	0	0	0	0.0	0	0
2017	Steelers	0	0	0.0	0	0	0	0	0	0.0	0	0
<b>TOTALS</b>		<b>0</b>	<b>0</b>	<b>0.0</b>	<b>0</b>	<b>0</b>	<b>0</b>	<b>0</b>	<b>0</b>	<b>0.0</b>	<b>0</b>	<b>0</b>

## SINGLE-GAME HIGHS: RUSHING/RECEIVING

<b>Receptions</b>	2 at Cincinnati Bengals, Oct 14, 2018 ...3 more at 2.	<b>All-purpose yards</b>	35 at Cincinnati Bengals, Oct 14, 2018 26 vs. Cincinnati Bengals, Sep 18, 2016 23 at Denver Broncos, Nov 25, 2018
<b>Receiving Yards</b>	35 at Cincinnati Bengals, Oct 14, 2018 26 vs. Cincinnati Bengals, Sep 18, 2016 23 at Denver Broncos, Nov 25, 2018	<b>Kickoff Returns</b>	1 at Houston Texans, Dec 25, 2017
<b>Longest Receptions</b>	23 at Denver Broncos, Nov 25, 2018 22 at Cincinnati Bengals, Oct 14, 2018 20t vs. Baltimore Ravens, Dec 25, 2016 ...1 more at 20.	<b>Special Teams Tackles</b>	1 at Chicago Bears, Sep 24, 2017
<b>Receiving TDs</b>	1 vs. Green Bay Packers, Nov 26, 2017 ...2 more at 1.	<b>Most TDs</b>	1 vs. Green Bay Packers, Nov 26, 2017 ...2 more at 1.

## 2016 GAME-BY-GAME REGULAR SEASON STATISTICS (STEELERS)

DATE	OPPONENT	P/S	RECEIVING					RUSHING					W/L	SCORE
			NO	YDS	AVG	LG	TD	NO	YDS	AVG	LG	TD		
09/12	at Washington	P	0	0	0.0	0	0	0	0.0	0	0	0	W	38-16
09/18	Bengals	P	2	26	13.0	20t	1	0	0	0.0	0	0	W	24-16
09/25	at Eagles	S	0	0	0.0	0	0	0	0.0	0	0	L	3-34	
10/02	Chiefs	P	1	19	19.0	19	0	0	0.0	0	0	W	43-14	
10/09	Jets	P	2	13	6.5	11	0	0	0.0	0	0	W	31-13	
10/16	at Dolphins	P	1	11	11.0	11	0	0	0.0	0	0	L	15-30	
10/23	Patriots	P	2	14	7.0	9	0	0	0.0	0	0	L	16-27	
11/06	at Ravens	S	1	10	10.0	10	0	0	0.0	0	0	L	14-21	
11/13	Cowboys	P	1	5	5.0	5	0	0	0.0	0	0	L	30-35	
11/20	at Browns												W	24-9
11/24	at Colts												W	28-7
12/04	Giants												W	24-14
12/11	at Bills	P	0	0	0.0	0	0	0	0.0	0	0	W	27-20	
12/18	at Bengals	P	0	0	0.0	0	0	0	0.0	0	0	W	24-20	
12/25	Ravens	P	1	20	20.0	20t	1	0	0	0.0	0	W	31-27	
01/01	Browns	P	0	0	0.0	0	0	0	0.0	0	0	W	27-24+	
<b>2016 TOTALS</b>	<b>13-2</b>		<b>11</b>	<b>118</b>	<b>10.7</b>	<b>20t</b>	<b>2</b>	<b>0</b>	<b>0</b>	<b>0.0</b>	<b>0</b>	<b>0</b>	<b>11-5</b>	

+ - Overtime



85

XAVIER GRIMBLE

TIGHT END



## 2017 GAME-BY-GAME REGULAR SEASON STATISTICS (STEELERS)

DATE	OPPONENT	P/S	RECEIVING				RUSHING				W/L	SCORE	
			NO	YDS	AVG	LG	TD	NO	YDS	AVG			LG
09/10	at Browns	P	0	0	0.0	0	0	0	0.0	0	0	W	21-18
09/17	Vikings	P	0	0	0.0	0	0	0	0.0	0	0	W	26-9
09/24	at Bears	S	0	0	0.0	0	0	0	0.0	0	0	L	17-23+
10/01	at Ravens	P	0	0	0.0	0	0	0	0.0	0	0	W	26-9
10/08	Jaguars	P	0	0	0.0	0	0	0	0.0	0	0	L	9-30
10/15	at Chiefs											W	19-13
10/22	Bengals	P	1	12	12.0	12	0	0	0.0	0	0	W	29-14
10/29	at Lions	P	0	0	0.0	0	0	0	0.0	0	0	W	20-15
11/12	at Colts	S	0	0	0.0	0	0	0	0.0	0	0	W	20-17
11/16	Titans	P	0	0	0.0	0	0	0	0.0	0	0	W	40-17
11/26	Packers	P	1	1	1.0	1t	1	0	0.0	0	0	W	31-28
12/04	at Bengals	P	1	9	9.0	9	0	0	0.0	0	0	W	23-20
12/10	Ravens	P	0	0	0.0	0	0	0	0.0	0	0	W	39-38
12/17	Patriots	P	1	8	8.0	8	0	0	0.0	0	0	L	24-27
12/25	at Texans	P	0	0	0.0	0	0	0	0.0	0	0	W	34-6
12/31	Browns	P	1	2	2.0	2	0	0	0.0	0	0	W	28-24
<b>2017 TOTALS</b>		<b>15-2</b>	<b>5</b>	<b>32</b>	<b>6.4</b>	<b>12</b>	<b>1</b>	<b>0</b>	<b>0</b>	<b>0.0</b>	<b>0</b>	<b>0</b>	<b>13-3</b>

+ - Overtime

## 2018 GAME-BY-GAME REGULAR SEASON STATISTICS (STEELERS)

DATE	OPPONENT	P/S	RECEIVING				RUSHING				W/L	SCORE	
			NO	YDS	AVG	LG	TD	NO	YDS	AVG			LG
09/09	at Browns	S	0	0	0.0	0	0	0	0.0	0	0	L	21-21
09/16	Chiefs	P	0	0	0.0	0	0	0	0.0	0	0	L	37-42
09/24	at Buccaneers	P	0	0	0.0	0	0	0	0.0	0	0	W	30-27
09/30	Ravens	P	0	0	0.0	0	0	0	0.0	0	0	L	14-26
10/07	Falcons	P	1	9	9.0	9	0	0	0.0	0	0	W	41-17
10/14	at Bengals	P	2	35	17.5	22	0	0	0.0	0	0	W	28-21
10/28	Browns	S	0	0	0.0	0	0	0	0.0	0	0	W	33-18
11/04	at Ravens	P	0	0	0.0	0	0	0	0.0	0	0	W	23-16
11/08	Panthers	P	0	0	0.0	0	0	0	0.0	0	0	W	52-21
11/18	at Jaguars	P	1	3	3.0	3	0	0	0.0	0	0	W	20-16
11/25	at Broncos	P	1	23	23.0	23	0	0	0.0	0	0	L	17-24
12/02	Chargers	P	0	0	0.0	0	0	0	0.0	0	0	L	30-33
12/09	at Raiders	P	0	0	0.0	0	0	0	0.0	0	0	L	21-24
12/16	Patriots	P	0	0	0.0	0	0	0	0.0	0	0	W	17-10
12/23	at Saints	P	0	0	0.0	0	0	0	0.0	0	0	L	28-31
12/30	Bengals	P	1	16	16.0	16	0	0	0.0	0	0	W	16-13
<b>2018 TOTALS</b>		<b>16-2</b>	<b>6</b>	<b>86</b>	<b>14.3</b>	<b>23</b>	<b>0</b>	<b>0</b>	<b>0</b>	<b>0.0</b>	<b>0</b>	<b>0</b>	<b>9-7</b>

## 2019 GAME-BY-GAME REGULAR SEASON STATISTICS (STEELERS)

DATE	OPPONENT	P/S	RECEIVING				RUSHING				W/L	SCORE	
			NO	YDS	AVG	LG	TD	NO	YDS	AVG			LG
09/08	at Patriots	P	0	0	0.0	0	0	0	0.0	0	0	L	3-33
09/15	Seahawks	S	0	0	0.0	0	0	0	0.0	0	0	L	26-28
09/22	at 49ers	P	1	3	3.0	3	0	0	0.0	0	0	L	20-24
09/30	Bengals											W	27-3
10/06	Ravens											L	23-26+
10/13	at Chargers											W	24-17
10/28	Dolphins											W	27-14
11/03	Colts											W	26-24
11/10	Rams											W	17-12
11/14	at Browns											L	7-21
11/24	at Bengals											W	16-10
12/01	Browns											W	20-13
12/08	at Cardinals											W	23-17
12/15	Bills											L	10-17
12/22	at Jets											L	10-16
12/29	at Ravens											L	10-28
<b>2019 TOTALS</b>		<b>3-1</b>	<b>1</b>	<b>3</b>	<b>3.0</b>	<b>3</b>	<b>0</b>	<b>0</b>	<b>0</b>	<b>0.0</b>	<b>0</b>	<b>0</b>	<b>8-8</b>

+ - Overtime



@justfollowZae23



@sincityzae85





## 2016 GAME-BY-GAME POSTSEASON STATISTICS (STEELERS)

DATE	OPPONENT	P/S	RECEIVING					RUSHING					W/L	SCORE
			NO	YDS	AVG	LG	TD	NO	YDS	AVG	LG	TD		
01/08	Dolphins	P	0	0	0.0	0	0	0	0	0.0	0	0	W	30-12
01/15	at Chiefs	P	0	0	0.0	0	0	0	0	0.0	0	0	W	18-16
01/22	at Patriots	P	0	0	0.0	0	0	0	0	0.0	0	0	L	17-36
<b>2016 TOTALS</b>		<b>3-0</b>	<b>0</b>	<b>0</b>	<b>0.0</b>	<b>0</b>	<b>0</b>	<b>0</b>	<b>0</b>	<b>0.0</b>	<b>0</b>	<b>0</b>	<b>2-1</b>	

## 2017 GAME-BY-GAME POSTSEASON STATISTICS (STEELERS)

DATE	OPPONENT	P/S	RECEIVING					RUSHING					W/L	SCORE
			NO	YDS	AVG	LG	TD	NO	YDS	AVG	LG	TD		
01/14	Jaguars	S	0	0	0.0	0	0	0	0	0.0	0	0	L	42-45
<b>2017 TOTALS</b>		<b>1-1</b>	<b>0</b>	<b>0</b>	<b>0.0</b>	<b>0</b>	<b>0</b>	<b>0</b>	<b>0</b>	<b>0.0</b>	<b>0</b>	<b>0</b>	<b>0-1</b>	



# 13

# T.Y. HILTON

WIDE RECEIVER



## 5-10 • 183

NFL EXP: 9 (9th Year with Colts)

BORN: 11/14/89

## FIU FLORIDA INTERNATIONAL



Hilton was selected by the Colts in the third round (92nd overall) of the 2012 NFL Draft.

### DOWN THE STRETCH

**Favorite team and/or athlete outside of football:** LeBron James

**Favorite musician and/or song:** R. Kelly - "The World's Greatest"

**Hobbies outside of football:** Basketball

**Favorite food:** Fast food

**Favorite vacation spot:** Orlando, Fla.

**If you could have lunch with three people, living or dead, who would they be:** LeBron James, Michael Jordan and Michael Jackson

**Favorite movie:** "The Sandlot"

**What's the one thing you couldn't live without:** My video games

**Pregame ritual:** I listen to gospel music getting ready and then once I get to the stadium I call my wife and talk to her.

**What's on your bucket list:** I want to go to Las Vegas.

**Who is your inspiration:** My kids inspire me.

**Who is your mentor:** Reggie Wayne

**Favorite TV show:** "Law and Order SVU"

# 13 T.Y. HILTON

WIDE RECEIVER



## NFL HIGHLIGHTS

- In eight seasons with the Colts has competed in 118 games (97 starts) and has totaled 552 catches for 8,598 yards and 45 touchdowns in addition to nine career rushes for 55 yards. He also has 49 punt returns for a 9.8 average and one touchdown and 10 kickoff returns for 123 yards.
- In eight career postseason games (seven starts), he has recorded 45 catches for 749 yards and three touchdowns in addition to one rush for one yard and one punt return for 10 yards.
- Was named to four consecutive Pro Bowls from 2014-17.
- Was the NFL leader in receiving yardage in 2016 after finishing the year with 1,448 yards on 91 receptions. He became the first Colts player to lead the league in the category since 2007. It also marked the eighth time in team history that a Colts player led the league in receiving yards (four times in Indianapolis and four times in Baltimore).
- Recorded four consecutive 1,000-yard seasons from 2013-16 and tied his single-season career-high in touchdowns (seven) in 2014.
- Became the second-fastest Colts player to reach 5,000 career receiving yards, accomplishing the feat in 69 games (Marvin Harrison, 68 games).
- His 4,413 receiving yards in his first four seasons are the most by a wide receiver selected in the third round or later of the NFL Draft during that time frame.
- Set franchise postseason single-game records with 13 catches and 224 yards during the team's AFC Wild Card victory against Kansas City on January 4, 2014. Became the second player in team postseason history

## NFL HIGHLIGHTS CONT...

- to finish a game with 200-plus receiving yards. His 13 receptions tied for the second-most in a single game in NFL postseason history while his receiving yardage total ranks third.
- Registered a team-record 327 receiving yards for a single postseason (2013, two games) while his 17 receptions ranked tied for sixth.
- Established a regular season career-high in receptions (11) against Jacksonville on Dec. 29, 2013 and receiving yards (223) at Houston on Oct. 9, 2014.
- Tied a franchise record and set a career-high with three touchdowns in a win at Houston on Nov. 3, 2013.
- Became the sixth player in NFL history to register 10 100-yard receiving games in the first two seasons of a career.
- Recorded five 100-yard receiving games in 2012, a Colts rookie record.
- Finished with the second-most receiving yards (861) by a rookie in franchise history.
- Ranked first among NFL rookies in receiving touchdowns (seven) in 2012.
- Became the first player in Colts history to score on a punt return and catch a pass for a touchdown when he accomplished the feat against Buffalo on Nov. 25, 2012. Was named AFC Special Teams Player of the Week for his performance.
- Earned his first AFC Offensive Player of the Week following the team's Nov. 5, 2017 victory at Houston where he caught five passes for 175 yards and two touchdowns.
- Set the franchise record for the most receiving yards (1,944) and 100-yard games (10) and ranks second for

### TOP OF THE LEAGUE

Hilton led the NFL in receiving yardage in 2016 after finishing the year with 1,448 yards on 91 receptions. He became the first Colts player to lead the league in the category since 2007. It also marked the eighth time in team history that a Colts player led the league in receiving yards (four times in Indianapolis and four times in Baltimore). Hilton recorded four consecutive 1,000-yard seasons (2013-16) and was selected to the Pro Bowl in each year from 2014-17.





## NFL HIGHLIGHTS CONT...

the most receptions (132) in a Colts player's first two seasons with the team.

- Was named to the 2016 PFWA All-AFC Team.
- In 2019, started 10 games and recorded 45 receptions for 501 yards and five touchdowns. In Week 1 at the Los Angeles Chargers, with his first reception, he extended his streak of consecutive games with at least one reception to 63, which is ninth in team history. With his two receiving touchdowns, Hilton passed Jim Mutscheller (40) for the seventh-most in franchise history. In Week 3 vs. Atlanta, he led the team with eight receptions for 65 yards and one touchdown. He passed Alan Ameche (44) for the 12th most receiving touchdowns in team history. In Week 7 vs. Houston, he recorded six receptions for 74 yards and one touchdown. He tied Dallas Clark (46) for the 11th most touchdowns in team history.
- In 14 starts in 2018, had 76 receptions for 1,270 yards and six touchdowns. In Week 11, he led the team in receptions (nine) and receiving yards (155) and also had two touchdowns. In Week 12, he led the team in receptions (seven) and receiving yards (125). Hilton became one of five receivers to have 7,500 receiving yards since 2012. In Week 14, he led the team in receptions (nine) and receiving yards (199). He passed Marvin Harrison (11) for the most 150-yard receiving games in franchise history. In Week 15, he led the team in receiving and finished the day with five receptions for 85 yards. He surpassed 1,000 yards on the season, which was the fifth time he has reached the plateau in his career. He passed Reggie Wayne (494) for the second-most receptions by a Colt in their first seven seasons in team history. Started two postseason games and led the team with nine receptions for 145 yards and one touchdown.
- In 2017, started all 16 games at wide receiver for the second consecutive year and totaled 57 receptions for 966 yards (16.9 avg.) and four touchdowns.
- Started all 16 games for the first time in his career in 2016 and set single season career highs in receptions (91) and receiving yards (1,448). Also contributed with six touchdowns and six 100-yard contests.
- Started 15-of-16 games at wide receiver in 2015 and totaled 69 receptions for 1,124 yards and five touchdowns. Also fielded four punts for 16 yards.
- In 2014, started all 15 games he competed in at wide receiver and led the team in receptions (82) and receiving yards (1,345) while adding seven touchdowns. Totaled two carries for 20 yards and added one punt return.
- Competed in all 16 games (10 starts) in 2013 and led the team in receptions (82) and receiving yards (1,083) while adding five touchdowns.
- Played in 15 games (one start) in 2012 and recorded 50 catches for 861 yards and had a team-high seven touchdowns. Carried the ball five times for 29 yards. Added 26 punt returns for 300 yards and one touchdown. Also, returned seven kickoffs for 118 yards.

## A FIRST FOR EVERYTHING

On Nov. 25, 2012, during Hilton's rookie season, the 23-year-old became the first player in Colts history to score on a punt return and catch a pass for a touchdown in the same game when he accomplished the feat against Buffalo.



## TOPPING 200

Hilton has recorded two career games with 200-plus receiving yards. On Jan. 4, 2014, Hilton set franchise postseason single-game records with 13 catches and 224 yards during the team's AFC Wild Card victory against Kansas City. He became the second player in team postseason history to finish a game with 200-plus receiving yards. Hilton recorded his second 200-yard receiving performance of his career and first of the regular season in a 2014 road victory against Houston. His 223 yards fell two shy of a franchise record.





## COLLEGE HIGHLIGHTS

- Started 37-of-50 games at Florida International, where he finished with school career records for receptions (229), receiving yards (3,351) and touchdowns (24). Also contributed with 498 rushing yards and seven scores on 69 carries and completed two passes for 38 yards and a touchdown.
- Named a Third Team All-America selection as an all-purpose back by *The NFL Draft Report*, adding honorable mention honors from *Sports Illustrated* in 2011.
- Awarded Sun Belt Conference Player of the Year in 2010 and earned All-Sun Belt Conference first-team accolades in 2010 and 2011.
- Garnered Sun Belt Conference Freshman of the Year accolades from *Sporting News* and *Rivals.com*, was named the Freshman of the Year by the Sun Belt Conference and was an All-Sun Belt Conference first-team choice as a kick return specialist and all-purpose player.
- Selected to the Freshman All-America team as a punt return specialist by the Football Writers Association of America and Freshman All-America kick returner by *Sporting News*. Also received Honorable Mention All-America accolades from *Sports Illustrated*.
- Returned 49 punts for 614 yards and two touchdowns, as all three marks set school career records. His 97-yard scoring punt return against Florida Atlantic (11/12/11) set the FIU record and ranked as the second-longest in Sun Belt Conference history.
- Returned 105 kickoffs for 2,855 yards and four touchdowns, setting the school and Sun Belt career record for scoring returns and total runbacks.
- Graduated holding FIU and conference all-time records, in addition to ranking fifth in NCAA FBS history with 7,498 all-purpose yards (149.96 ypg.).
- Found the end zone 37 times to set a school career record for touchdowns, while his 224 points rank second in school annals.
- Finished 10th among active NCAA Football Bowl Subdivision performers for receptions (229), sixth for receiving yards (3,351) and 14th for touchdown receptions (24).
- Established Sun Belt Conference all-time records for receiving yards (3,351) and touchdown grabs (24), while his receptions (229) rank second in league annals.
- Set FIU season records with 72 receptions for 1,038 yards in 2011.
- Returned 36 kickoffs as a freshman to set the school season record while his 841 yards on those runbacks rank second in single-season annals.

## COLTS MOST CAREER RECEPTIONS

MARVIN HARRISON	1,102
REGGIE WAYNE	1,070
RAYMOND BERRY	631
T.Y. HILTON	552
DALLAS CLARK	427

## PERSONAL

- Attended Miami Springs (Fla.) High School.
- Named the Dade County Athlete of the Year and added *Miami Herald* First Team All-Dade honors in football as a senior and in basketball as a junior.
- Garnered 6A second-team all-state honors from the Florida Sports Writers Association in 2007.
- As a senior, caught 42 passes for 785 yards and 16 touchdowns. Also scored four times on kick returns.
- In 2016 and 2017, hosted 200 youth for the T.Y. Hilton Football ProCamp in Indianapolis.
- Has participated in several Indiana Black Expo Saving Our Youth Celebrity Basketball Game, which raised money for scholarships for youth.
- Served as the 2014 Bleed Blue Blood Drive spokesperson and featured player.
- Hosted a Strikes For Kids bowling event in 2014, benefiting high school scholarships.
- Participated in the 2012 Colts Rookie Community Blitz at Concord Neighborhood Center, helping local children with reading, crafts and fitness activities.
- Participates in the Colts Community Ticket Block program and donates 15 tickets per game to Fathers and Families.
- Participated in the Colts QB Shopping event with Shepherd Community Center as a volunteer shopper.
- Participated in the Colts Play 60 Super School visit.
- Majored in sports broadcasting at Florida International.
- Participated in the 2019 Haunted Runway event with kids who were battling cancer.
- Married to his wife, Shantrell.
- A native of Miami.

## COLTS MOST CAREER RECEIVING YARDS

MARVIN HARRISON	14,580
REGGIE WAYNE	14,345
RAYMOND BERRY	9,275
T.Y. HILTON	8,598

## COLTS MOST 150-YARD RECEIVING GAMES

T.Y. HILTON	12
MARVIN HARRISON	11
TWO PLAYERS TIED	7

## COLTS MOST 100-YARD RECEIVING GAMES

MARVIN HARRISON	59
REGGIE WAYNE	43
T.Y. HILTON	33

## COLTS MOST 1,000-YARD RECEIVING SEASONS

MARVIN HARRISON	8
REGGIE WAYNE	8
T.Y. HILTON	5





## T.Y. HILTON'S - NFL REGULAR SEASON STATISTICS

DATE	TEAM	GP	GS	RECEIVING					RUSHING				
				NO.	YDS	AVG	LG	TD	NO.	YDS.	AVG.	LG	TD
2012	Colts	15	1	50	861	17.2	70t	7	5	29	5.8	19	0
2013	Colts	16	10	82	1,083	13.2	73t	5	2	6	3.0	3	0
2014	Colts	15	15	82	1,345	16.4	73t	7	2	20	10.0	15	0
2015	Colts	16	15	69	1,124	16.3	87t	5	0	0	0.0	0	0
2016	Colts	16	16	91	1,448	15.9	63t	6	0	0	0.0	0	0
2017	Colts	16	16	57	966	16.9	80t	4	0	0	0.0	0	0
2018	Colts	14	14	76	1,270	16.7	68t	6	0	0	0.0	0	0
2019	Colts	10	10	45	501	11.1	35	5	0	0	0.0	0	0
<b>TOTALS</b>		<b>118</b>	<b>97</b>	<b>552</b>	<b>8,598</b>	<b>15.6</b>	<b>87t</b>	<b>45</b>	<b>9</b>	<b>55</b>	<b>6.1</b>	<b>19</b>	<b>0</b>

## T.Y. HILTON'S - NFL POSTSEASON STATISTICS

DATE	TEAM	GP	GS	RECEIVING					RUSHING				
				NO.	YDS	AVG	LG	TD	NO.	YDS.	AVG.	LG	TD
2012	Colts	1	0	8	66	8.3	25	0	0	0	0.0	0	0
2013	Colts	2	2	17	327	19.2	64t	2	0	0	0.0	0	0
2014	Colts	3	3	11	211	19.2	36	0	1	1	1.0	1	0
2018	Colts	2	2	9	145	16.1	38	1	0	0	0.0	0	0
<b>TOTALS</b>		<b>8</b>	<b>7</b>	<b>45</b>	<b>749</b>	<b>16.6</b>	<b>64t</b>	<b>3</b>	<b>1</b>	<b>1</b>	<b>1.0</b>	<b>1</b>	<b>0</b>

## T.Y. HILTON'S - NFL REGULAR SEASON STATISTICS

DATE	TEAM	RET.	KICKOFF RETURNS					PUNT RETURNS				
			YDS.	AVG.	LG	TD	NO.	FC	YDS	AVG	LG	TD
2012	Colts	7	118	16.9	26	0	26	18	300	11.5	75t	1
2013	Colts	0	0	0.0	0	0	17	12	159	9.4	34	0
2014	Colts	1	0	0.0	0	0	0	0	0	0.0	0	0
2015	Colts	0	0	0.0	0	0	4	2	16	4.0	10	0
2016	Colts	2	5	2.5	5	0	1	1	5	5.0	5	0
2017	Colts	0	0	0.0	0	0	0	0	0	0.0	0	0
2018	Colts	0	0	0.0	0	0	1	0	2	2.0	2	0
2019	Colts	0	0	0.0	0	0	0	0	0	0.0	0	0
<b>TOTALS</b>		<b>10</b>	<b>123</b>	<b>12.3</b>	<b>26</b>	<b>0</b>	<b>49</b>	<b>33</b>	<b>482</b>	<b>9.8</b>	<b>75t</b>	<b>1</b>

## T.Y. HILTON'S - NFL POSTSEASON STATISTICS

DATE	TEAM	RET.	KICKOFF RETURNS					PUNT RETURNS				
			YDS.	AVG.	LG	TD	NO.	FC	YDS	AVG	LG	TD
2012	Colts	0	0	0.0	0	0	0	0	0	0.0	0	0
2013	Colts	0	0	0.0	0	0	0	0	0	0.0	0	0
2014	Colts	0	0	0.0	0	0	1	1	10	10.0	10	0
2018	Colts	0	0	0.0	0	0	0	0	0	0.0	0	0
<b>TOTALS</b>		<b>0</b>	<b>0</b>	<b>0.0</b>	<b>0</b>	<b>0</b>	<b>1</b>	<b>1</b>	<b>10</b>	<b>10.0</b>	<b>10</b>	<b>0</b>





## SINGLE-GAME HIGHS: RUSHING/RECEIVING

<b>Rush Attempts</b>	2 at Jacksonville Jaguars, Sep 29, 2013 ...1 more at 2.	<b>Kickoff Return Yards</b>	73 at New England Patriots, Nov 18, 2012 26 vs. Jacksonville Jaguars, Sep 23, 2012 19 vs. Minnesota Vikings, Sep 16, 2012
<b>Rushing Yards</b>	30 at Jacksonville Jaguars, Nov 08, 2012 15 vs. Jacksonville Jaguars, Nov 23, 2014 6 at Jacksonville Jaguars, Sep 29, 2013	<b>Longest Kickoff Return</b>	26 vs. Jacksonville Jaguars, Sep 23, 2012 20 at New England Patriots, Nov 18, 2012 19 vs. Minnesota Vikings, Sep 16, 2012
<b>Longest Runs</b>	19 at Jacksonville Jaguars, Nov 08, 2012 15 vs. Jacksonville Jaguars, Nov 23, 2014 11 at Jacksonville Jaguars, Nov 08, 2012	<b>Fair Catches</b>	5 vs. Green Bay Packers, Oct 07, 2012 3 vs. Denver Broncos, Oct 20, 2013 ...2 more at 3.
<b>Receptions</b>	11 vs. Jacksonville Jaguars, Dec 29, 2013 10 vs. Chicago Bears, Oct 09, 2016 ...1 more at 10.	<b>Punt Return Yards</b>	111 vs. Buffalo Bills, Nov 25, 2012 35 vs. Denver Broncos, Oct 20, 2013 34 at Houston Texans, Nov 03, 2013
<b>Receiving Yards</b>	223 at Houston Texans, Oct 09, 2014 199 at Houston Texans, Dec 09, 2018 177 vs. San Francisco 49ers, Oct 08, 2017	<b>Longest Punt Return</b>	75t vs. Buffalo Bills, Nov 25, 2012 34 at Houston Texans, Nov 03, 2013 23 vs. Oakland Raiders, Sep 08, 2013
<b>Longest Receptions</b>	87t vs. New Orleans Saints, Oct 25, 2015 80t at Houston Texans, Nov 05, 2017 73t vs. Jacksonville Jaguars, Nov 23, 2014 ...1 more at 73.	<b>Punt Returns</b>	5 at Jacksonville Jaguars, Sep 29, 2013 4 at Carolina Panthers, Nov 02, 2015 ...3 more at 4.
<b>Receiving TDs</b>	3 at Houston Texans, Nov 03, 2013 2 at Los Angeles Chargers, Sep 08, 2019 ...8 more at 2.	<b>Punt Return TDs</b>	1 vs. Buffalo Bills, Nov 25, 2012
<b>All-purpose yards</b>	223 at Houston Texans, Oct 09, 2014 199 at Houston Texans, Dec 09, 2018 180 at New England Patriots, Nov 18, 2012	<b>Miscellaneous Tackles</b>	1 at Tennessee Titans, Sep 15, 2019 ...9 more at 1.
<b>Kickoff Returns</b>	5 at New England Patriots, Nov 18, 2012 1 at Houston Texans, Oct 16, 2016 ...4 more at 1.	<b>Most TDs</b>	3 at Houston Texans, Nov 03, 2013 2 at Los Angeles Chargers, Sep 08, 2019 ...9 more at 2.

## SINGLE-GAME HIGHS - POSTSEASON: RUSHING/RECEIVING

<b>Rush Attempts</b>	1 at Denver Broncos, Jan 11, 2015	<b>All-purpose yards</b>	224 vs. Kansas City Chiefs, Jan 04, 2014 103 vs. Cincinnati Bengals, Jan 04, 2015 ...1 more at 103.
<b>Rushing Yards</b>	1 at Denver Broncos, Jan 11, 2015	<b>Fair Catches</b>	1 at New England Patriots, Jan 18, 2015
<b>Longest Runs</b>	1 at Denver Broncos, Jan 11, 2015	<b>Punt Return Yards</b>	10 at New England Patriots, Jan 18, 2015
<b>Receptions</b>	13 vs. Kansas City Chiefs, Jan 04, 2014 8 at Baltimore Ravens, Jan 06, 2013 6 vs. Cincinnati Bengals, Jan 04, 2015	<b>Longest Punt Return</b>	10 at New England Patriots, Jan 18, 2015
<b>Receiving Yards</b>	224 vs. Kansas City Chiefs, Jan 04, 2014 103 vs. Cincinnati Bengals, Jan 04, 2015 ...1 more at 103.	<b>Punt Returns</b>	1 at New England Patriots, Jan 18, 2015
<b>Longest Receptions</b>	64t vs. Kansas City Chiefs, Jan 04, 2014 46 at New England Patriots, Jan 11, 2014 40 at New England Patriots, Jan 11, 2014	<b>Most TDs</b>	2 vs. Kansas City Chiefs, Jan 04, 2014 1 at Kansas City Chiefs, Jan 12, 2019
<b>Receiving TDs</b>	2 vs. Kansas City Chiefs, Jan 04, 2014 1 at Kansas City Chiefs, Jan 12, 2019		





## 100-YARD RECEIVING GAMES (33): REGULAR SEASON

DATE	TEAM	NO.	YDS.	AVG.	LG	TD
09/23/12	JAGUARS	4	113	28.3	40t	1
11/04/12	DOLPHINS	6	102	17.0	36t	1
11/18/12	at Patriots	6	100	16.7	43t	2
12/02/12	at Lions	6	100	16.7	60	0
12/30/12	TEXANS	4	111	27.8	70t	1
09/15/13	DOLPHINS	6	124	20.7	47	0
10/06/13	SEAHAWKS	5	140	28.0	73t	2
11/03/13	at Texans	7	121	17.3	58t	3
11/10/13	RAMS	7	130	18.6	65	0
12/29/13	JAGUARS	11	155	14.1	41	0
09/28/14	TITANS	6	105	17.5	37	0
10/09/14	at Texans	9	223	24.8	49	1
10/19/14	BENGALS	7	107	15.3	46	0
10/26/14	at Steelers	6	155	25.8	45	1
11/23/14	JAGUARS	4	122	30.5	73t	1
12/07/14	at Browns	10	150	15.0	42t	2
10/25/15	SAINTS	4	150	37.5	87t	2
12/13/15	at Jaguars	4	132	33.0	57	0
09/25/16	CHARGERS	8	174	21.8	63t	1
10/09/16	BEARS	10	171	17.1	35t	1
10/23/16	at Titans	7	133	19.0	37t	1
12/05/16	at Jets	9	146	16.2	34	0
12/11/16	TEXANS	9	115	12.8	35t	1
12/24/16	at Raiders	4	105	26.3	39	0
09/24/17	BROWNS	7	153	21.9	61t	1
10/08/17	49ERS	7	177	25.3	63	0
11/05/17	at Texans	5	175	35.0	80t	2
12/23/17	at Ravens	6	100	16.7	24	0
09/30/18	TEXANS	4	115	28.8	42	0
11/18/18	TITANS	9	155	17.2	68t	2
11/25/18	DOLPHINS	7	125	17.9	36	0
12/09/18	at Texans	9	199	22.1	60	0
12/23/18	GIANTS	7	138	19.7	55	0

## 100-YARD RECEIVING GAMES (3): POSTSEASON

DATE	TEAM	NO.	YDS.	AVG.	LG	TD
01/04/14	CHIEFS	13	224	17.2	64t	2
01/11/14	at Patriots	4	103	25.8	46	0
01/04/15	BENGALS	6	103	17.2	30	0

## 2012 GAME-BY-GAME REGULAR SEASON STATISTICS (COLTS)

DATE	OPPONENT	P/S	RECEIVING				TD	RUSHING				TD	W/L	SCORE
			NO	YDS	AVG	LG		NO	YDS	AVG	LG			
09/09	at Bears						INACTIVE						L	21-41
09/16	Vikings	P	1	15	15.0	15	0	0	0	0.0	0	0	W	23-20
09/23	Jaguars	P	4	113	28.3	40t	1	0	0	0.0	0	0	L	17-22
10/07	Packers	P	3	37	12.3	26	0	1	0	0.0	0	0	W	30-27
10/14	at Jets	P	3	31	10.3	16	0	0	0	0.0	0	0	L	9-35
10/21	Browns	P	2	22	11.0	14	0	0	0	0.0	0	0	W	17-13
10/28	at Titans	P	5	35	7.0	14	0	0	0	0.0	0	0	W	19-13+
11/04	Dolphins	P	6	102	17.0	36t	1	1	1	1.0	1	0	W	23-20
11/08	at Jaguars	P	0	0	0.0	0	0	2	30	15.0	19	0	W	27-10
11/18	at Patriots	P	6	100	16.7	43t	2	0	0	0.0	0	0	L	24-59
11/25	Bills	P	3	33	11.0	18	1	0	0	0.0	0	0	W	20-13
12/02	at Lions	P	6	100	16.7	60	0	0	0	0.0	0	0	W	35-33
12/09	Titans	P	2	50	25.0	36	0	1	-2	-2.0	-2	0	W	27-23
12/16	at Texans	P	3	78	26.0	61t	1	0	0	0.0	0	0	L	17-29
12/23	at Chiefs	S	2	34	17.0	23	0	0	0	0.0	0	0	W	20-13
12/30	Texans	P	4	111	27.8	70t	1	0	0	0.0	0	0	W	28-16
<b>2012 TOTALS</b>	<b>15-1</b>		<b>50</b>	<b>861</b>	<b>17.2</b>	<b>70t</b>	<b>7</b>	<b>5</b>	<b>29</b>	<b>5.8</b>	<b>19</b>	<b>0</b>	<b>11-5</b>	

+ - Overtime







## 2013 GAME-BY-GAME REGULAR SEASON STATISTICS (COLTS)

DATE	OPPONENT	P/S	RECEIVING					RUSHING					W/L	SCORE
			NO	YDS	AVG	LG	TD	NO	YDS	AVG	LG	TD		
09/08	Raiders	P	3	20	6.7	12	0	0	0	0.0	0	0	W	21-17
09/15	Dolphins	P	6	124	20.7	47	0	0	0	0.0	0	0	L	20-24
09/22	at 49ers	P	2	13	6.5	8	0	0	0	0.0	0	0	W	27-7
09/29	at Jaguars	S	4	45	11.3	18	0	2	6	3.0	3	0	W	37-3
10/06	Seahawks	P	5	140	28.0	73t	2	0	0	0.0	0	0	W	34-28
10/14	at Chargers	P	5	43	8.6	11	0	0	0	0.0	0	0	L	9-19
10/20	Broncos	S	2	27	13.5	19	0	0	0	0.0	0	0	W	39-33
11/03	at Texans	P	7	121	17.3	58t	3	0	0	0.0	0	0	W	27-24
11/10	Rams	S	7	130	18.6	65	0	0	0	0.0	0	0	L	8-38
11/14	at Titans	S	5	44	8.8	17	0	0	0	0.0	0	0	W	30-27
11/24	at Cardinals	S	5	38	7.6	12	0	0	0	0.0	0	0	L	11-40
12/01	Titans	S	5	46	9.2	20	0	0	0	0.0	0	0	W	22-14
12/08	at Bengals	S	2	7	3.5	4	0	0	0	0.0	0	0	L	28-42
12/15	Texans	S	8	78	9.8	41	0	0	0	0.0	0	0	W	25-3
12/22	at Chiefs	S	5	52	10.4	31	0	0	0	0.0	0	0	W	23-7
12/29	Jaguars	S	11	155	14.1	41	0	0	0	0.0	0	0	W	30-10
<b>2013 TOTALS</b>		<b>16-10</b>	<b>82</b>	<b>1,083</b>	<b>13.2</b>	<b>73t</b>	<b>5</b>	<b>2</b>	<b>6</b>	<b>3.0</b>	<b>3</b>	<b>0</b>	<b>11-5</b>	

## 2014 GAME-BY-GAME REGULAR SEASON STATISTICS (COLTS)

DATE	OPPONENT	P/S	RECEIVING					RUSHING					W/L	SCORE
			NO	YDS	AVG	LG	TD	NO	YDS	AVG	LG	TD		
09/07	at Broncos	S	5	41	8.2	9	0	0	0	0.0	0	0	L	24-31
09/15	Eagles	S	6	65	10.8	16	0	0	0	0.0	0	0	L	27-30
09/21	at Jaguars	S	5	80	16.0	39	0	0	0	0.0	0	0	W	44-17
09/28	Titans	S	6	105	17.5	37	0	1	5	5.0	5	0	W	41-17
10/05	Ravens	S	9	90	10.0	21	0	0	0	0.0	0	0	W	20-13
10/09	at Texans	S	9	223	24.8	49	1	0	0	0.0	0	0	W	33-28
10/19	Bengals	S	7	107	15.3	46	0	0	0	0.0	0	0	W	27-0
10/26	at Steelers	S	6	155	25.8	45	1	0	0	0.0	0	0	L	34-51
11/03	at Giants	S	3	71	23.7	31t	1	0	0	0.0	0	0	W	40-24
11/16	Patriots	S	3	24	8.0	13	0	0	0	0.0	0	0	L	20-42
11/23	Jaguars	S	4	122	30.5	73t	1	1	15	15.0	15	0	W	23-3
11/30	Washington	S	5	62	12.4	25	1	0	0	0.0	0	0	W	49-27
12/07	at Browns	S	10	150	15.0	42t	2	0	0	0.0	0	0	W	25-24
12/14	Texans	S	4	50	12.5	20	0	0	0	0.0	0	0	W	17-10
12/21	at Cowboys						INACTIVE						L	7-42
12/28	at Titans	S	0	0	0.0	0	0	0	0	0.0	0	0	W	27-10
<b>2014 TOTALS</b>		<b>15-15</b>	<b>82</b>	<b>1,345</b>	<b>16.4</b>	<b>73t</b>	<b>7</b>	<b>2</b>	<b>20</b>	<b>10.0</b>	<b>15</b>	<b>0</b>	<b>11-5</b>	

## 2015 GAME-BY-GAME REGULAR SEASON STATISTICS (COLTS)

DATE	OPPONENT	P/S	RECEIVING					RUSHING					W/L	SCORE
			NO	YDS	AVG	LG	TD	NO	YDS	AVG	LG	TD		
09/13	at Bills	S	7	88	12.6	30	0	0	0	0.0	0	0	L	14-27
09/21	Jets	S	4	45	11.3	27	0	0	0	0.0	0	0	L	7-20
09/27	at Titans	S	4	94	23.5	48	0	0	0	0.0	0	0	W	35-33
10/04	Jaguars	S	7	67	9.6	17	0	0	0	0.0	0	0	W	16-13+
10/08	at Texans	S	5	88	17.6	43	0	0	0	0.0	0	0	W	27-20
10/18	Patriots	S	6	74	12.3	27	1	0	0	0.0	0	0	L	27-34
10/25	Saints	S	4	150	37.5	87t	2	0	0	0.0	0	0	L	21-27
11/02	at Panthers	S	1	15	15.0	15	0	0	0	0.0	0	0	L	26-29+
11/08	Broncos	S	5	82	16.4	30	0	0	0	0.0	0	0	W	27-24
11/22	at Falcons	P	2	21	10.5	15	0	0	0	0.0	0	0	W	24-21
11/29	Buccaneers	S	6	95	15.8	31	2	0	0	0.0	0	0	W	25-12
12/06	at Steelers	S	3	36	12.0	19	0	0	0	0.0	0	0	L	10-45
12/13	at Jaguars	S	4	132	33.0	57	0	0	0	0.0	0	0	L	16-51
12/20	Texans	S	3	29	9.7	13	0	0	0	0.0	0	0	L	10-16
12/27	at Dolphins	S	4	64	16.0	28	0	0	0	0.0	0	0	W	18-12
01/03	Titans	S	4	44	11.0	18	0	0	0	0.0	0	0	W	30-24
<b>2015 TOTALS</b>		<b>16-15</b>	<b>69</b>	<b>1,124</b>	<b>16.3</b>	<b>87t</b>	<b>5</b>	<b>0</b>	<b>0</b>	<b>0.0</b>	<b>0</b>	<b>0</b>	<b>8-8</b>	

+ - Overtime





## 2016 GAME-BY-GAME REGULAR SEASON STATISTICS (COLTS)

DATE	OPPONENT	P/S	RECEIVING				TD	RUSHING				TD	W/L	SCORE
			NO	YDS	AVG	LG		NO	YDS	AVG	LG			
09/11	Lions	S	6	79	13.2	32	0	0	0	0.0	0	0	L	35-39
09/18	at Broncos	S	4	41	10.3	16	0	0	0	0.0	0	0	L	20-34
09/25	Chargers	S	8	174	21.8	63t	1	0	0	0.0	0	0	W	26-22
10/02	at Jaguars	S	7	42	6.0	14	1	0	0	0.0	0	0	L	27-30
10/09	Bears	S	10	171	17.1	35t	1	0	0	0.0	0	0	W	29-23
10/16	at Texans	S	3	49	16.3	31	0	0	0	0.0	0	0	L	23-26+
10/23	at Titans	S	7	133	19.0	37t	1	0	0	0.0	0	0	W	34-26
10/30	Chiefs	S	1	20	20.0	20	0	0	0	0.0	0	0	L	14-30
11/06	at Packers	S	6	82	13.7	27	0	0	0	0.0	0	0	W	31-26
11/20	Titans	S	5	97	19.4	50	1	0	0	0.0	0	0	W	24-17
11/24	Steelers	S	3	54	18.0	32	0	0	0	0.0	0	0	L	7-28
12/05	at Jets	S	9	146	16.2	34	0	0	0	0.0	0	0	W	41-10
12/11	Texans	S	9	115	12.8	35t	1	0	0	0.0	0	0	L	17-22
12/18	at Vikings	S	3	45	15.0	31	0	0	0	0.0	0	0	W	34-6
12/24	at Raiders	S	4	105	26.3	39	0	0	0	0.0	0	0	L	25-33
01/01	Jaguars	S	6	95	15.8	28	0	0	0	0.0	0	0	W	24-20
<b>2016 TOTALS</b>	<b>16-16</b>		<b>91</b>	<b>1,448</b>	<b>15.9</b>	<b>63t</b>	<b>6</b>	<b>0</b>	<b>0</b>	<b>0.0</b>	<b>0</b>	<b>0</b>	<b>8-8</b>	

+ - Overtime

## 2017 GAME-BY-GAME REGULAR SEASON STATISTICS (COLTS)

DATE	OPPONENT	P/S	RECEIVING				TD	RUSHING				TD	W/L	SCORE
			NO	YDS	AVG	LG		NO	YDS	AVG	LG			
09/10	at Rams	S	3	57	19.0	32	0	0	0	0.0	0	0	L	9-46
09/17	Cardinals	S	4	49	12.3	16	0	0	0	0.0	0	0	L	13-16+
09/24	Browns	S	7	153	21.9	61t	1	0	0	0.0	0	0	W	31-28
10/01	at Seahawks	S	3	30	10.0	13	0	0	0	0.0	0	0	L	18-46
10/08	49ers	S	7	177	25.3	63	0	0	0	0.0	0	0	W	26-23+
10/16	at Titans	S	1	19	19.0	19	0	0	0	0.0	0	0	L	22-36
10/22	Jaguars	S	2	27	13.5	17	0	0	0	0.0	0	0	L	0-27
10/29	at Bengals	S	2	15	7.5	17	0	0	0	0.0	0	0	L	23-24
11/05	at Texans	S	5	175	35.0	80t	2	0	0	0.0	0	0	W	20-14
11/12	Steelers	S	2	23	11.5	16	0	0	0	0.0	0	0	L	17-20
11/26	Titans	S	2	15	7.5	9	0	0	0	0.0	0	0	L	16-20
12/03	at Jaguars	S	3	51	17.0	40t	1	0	0	0.0	0	0	L	10-30
12/10	at Bills	S	2	20	10.0	10	0	0	0	0.0	0	0	L	7-13+
12/14	Broncos	S	5	41	8.2	13	0	0	0	0.0	0	0	L	13-25
12/23	at Ravens	S	6	100	16.7	24	0	0	0	0.0	0	0	L	16-23
12/31	Texans	S	3	14	4.7	9	0	0	0	0.0	0	0	W	22-13
<b>2017 TOTALS</b>	<b>16-16</b>		<b>57</b>	<b>966</b>	<b>16.9</b>	<b>80t</b>	<b>4</b>	<b>0</b>	<b>0</b>	<b>0.0</b>	<b>0</b>	<b>0</b>	<b>4-12</b>	

+ - Overtime

## 2018 GAME-BY-GAME REGULAR SEASON STATISTICS (COLTS)

DATE	OPPONENT	P/S	RECEIVING				TD	RUSHING				TD	W/L	SCORE
			NO	YDS	AVG	LG		NO	YDS	AVG	LG			
09/09	Bengals	S	5	46	9.2	13	1	0	0	0.0	0	0	L	23-34
09/16	at Washington	S	7	83	11.9	22	1	0	0	0.0	0	0	W	21-9
09/23	at Eagles	S	5	50	10.0	29	0	0	0	0.0	0	0	L	16-20
09/30	Texans	S	4	115	28.8	42	0	0	0	0.0	0	0	L	34-37+
10/04	at Patriots												L	24-38
10/14	at Jets												L	34-42
10/21	Bills	S	4	25	6.3	11	2	0	0	0.0	0	0	W	37-5
10/28	at Raiders	S	1	34	34.0	34	0	0	0	0.0	0	0	W	42-28
11/11	Jaguars	S	3	77	25.7	35	0	0	0	0.0	0	0	W	29-26
11/18	Titans	S	9	155	17.2	68t	2	0	0	0.0	0	0	W	38-10
11/25	Dolphins	S	7	125	17.9	36	0	0	0	0.0	0	0	W	27-24
12/02	at Jaguars	S	8	77	9.6	16	0	0	0	0.0	0	0	L	0-6
12/09	at Texans	S	9	199	22.1	60	0	0	0	0.0	0	0	W	24-21
12/16	Cowboys	S	5	85	17.0	37	0	0	0	0.0	0	0	W	23-0
12/23	Giants	S	7	138	19.7	55	0	0	0	0.0	0	0	W	28-27
12/30	at Titans	S	2	61	30.5	43	0	0	0	0.0	0	0	W	33-17
<b>2018 TOTALS</b>	<b>14-14</b>		<b>76</b>	<b>1,270</b>	<b>16.7</b>	<b>68t</b>	<b>6</b>	<b>0</b>	<b>0</b>	<b>0.0</b>	<b>0</b>	<b>0</b>	<b>10-6</b>	

+ - Overtime





## 2019 GAME-BY-GAME REGULAR SEASON STATISTICS (COLTS)

DATE	OPPONENT	P/S	RECEIVING					RUSHING					TD	W/L	SCORE
			NO	YDS	AVG	LG	TD	NO	YDS	AVG	LG	TD			
09/08	at Chargers	S	8	87	10.9	19t	2	0	0	0.0	0	0	0	L	24-30+
09/15	at Titans	S	4	43	10.8	19	1	0	0	0.0	0	0	0	W	19-17
09/22	Falcons	S	8	65	8.1	26	1	0	0	0.0	0	0	0	W	27-24
09/29	Raiders													L	24-31
10/06	at Chiefs	S	4	37	9.3	14	0	0	0	0.0	0	0	0	W	19-13
10/20	Texans	S	6	74	12.3	25	1	0	0	0.0	0	0	0	W	30-23
10/27	Broncos	S	2	54	27.0	35	0	0	0	0.0	0	0	0	W	15-13
11/03	at Steelers													L	24-26
11/10	Dolphins													L	12-16
11/17	Jaguars													W	33-13
11/21	at Texans	S	3	18	6.0	8	0	0	0	0.0	0	0	0	L	17-20
12/01	Titans													L	17-31
12/08	at Buccaneers													L	35-38
12/16	at Saints	S	4	25	6.3	11	0	0	0	0.0	0	0	0	L	7-34
12/22	Panthers	S	3	26	8.7	11	0	0	0	0.0	0	0	0	W	38-6
12/29	at Jaguars	S	3	72	24.0	33	0	0	0	0.0	0	0	0	L	20-38
<b>2019 TOTALS</b>	<b>10-10</b>		<b>45</b>	<b>501</b>	<b>11.1</b>	<b>35</b>	<b>5</b>	<b>0</b>	<b>0</b>	<b>0.0</b>	<b>0</b>	<b>0</b>	<b>0</b>	<b>7-9</b>	

+ - Overtime

## 2012 GAME-BY-GAME POSTSEASON STATISTICS (COLTS)

DATE	OPPONENT	P/S	RECEIVING					RUSHING					TD	W/L	SCORE
			NO	YDS	AVG	LG	TD	NO	YDS	AVG	LG	TD			
01/06	at Ravens	P	8	66	8.3	25	0	0	0	0.0	0	0	0	L	9-24
<b>2012 TOTALS</b>	<b>1-0</b>		<b>8</b>	<b>66</b>	<b>8.3</b>	<b>25</b>	<b>0</b>	<b>0</b>	<b>0</b>	<b>0.0</b>	<b>0</b>	<b>0</b>	<b>0</b>	<b>0-1</b>	

## 2013 GAME-BY-GAME POSTSEASON STATISTICS (COLTS)

DATE	OPPONENT	P/S	RECEIVING					RUSHING					TD	W/L	SCORE
			NO	YDS	AVG	LG	TD	NO	YDS	AVG	LG	TD			
01/04	Chiefs	S	13	224	17.2	64t	2	0	0	0.0	0	0	0	W	45-44
01/11	at Patriots	S	4	103	25.8	46	0	0	0	0.0	0	0	0	L	22-43
<b>2013 TOTALS</b>	<b>2-2</b>		<b>17</b>	<b>327</b>	<b>19.2</b>	<b>64t</b>	<b>2</b>	<b>0</b>	<b>0</b>	<b>0.0</b>	<b>0</b>	<b>0</b>	<b>0</b>	<b>1-1</b>	

## 2014 GAME-BY-GAME POSTSEASON STATISTICS (COLTS)

DATE	OPPONENT	P/S	RECEIVING					RUSHING					TD	W/L	SCORE
			NO	YDS	AVG	LG	TD	NO	YDS	AVG	LG	TD			
01/04	Bengals	S	6	103	17.2	30	0	0	0	0.0	0	0	0	W	26-10
01/11	at Broncos	S	4	72	18.0	23	0	1	1	1.0	1	0	0	W	24-13
01/18	at Patriots	S	1	36	36.0	36	0	0	0	0.0	0	0	0	L	7-45
<b>2014 TOTALS</b>	<b>3-3</b>		<b>11</b>	<b>211</b>	<b>19.2</b>	<b>36</b>	<b>0</b>	<b>1</b>	<b>1</b>	<b>1.0</b>	<b>1</b>	<b>0</b>	<b>0</b>	<b>2-1</b>	

## 2018 GAME-BY-GAME POSTSEASON STATISTICS (COLTS)

DATE	OPPONENT	P/S	RECEIVING					RUSHING					TD	W/L	SCORE
			NO	YDS	AVG	LG	TD	NO	YDS	AVG	LG	TD			
01/05	at Texans	S	5	85	17.0	38	0	0	0	0.0	0	0	0	W	21-7
01/12	at Chiefs	S	4	60	15.0	29t	1	0	0	0.0	0	0	0	L	13-31
<b>2018 TOTALS</b>	<b>2-2</b>		<b>9</b>	<b>145</b>	<b>16.1</b>	<b>38</b>	<b>1</b>	<b>0</b>	<b>0</b>	<b>0.0</b>	<b>0</b>	<b>0</b>	<b>0</b>	<b>1-1</b>	





### 2012 GAME-BY-GAME REGULAR SEASON STATISTICS (COLTS)

DATE	OPPONENT	P/S	KICKOFF RETURNS					PUNT RETURNS					W/L	SCORE	
			RET	YDS	AVG	LG	TD	NO	FC	YDS	AVG	LG			TD
09/09	at Bears													L	21-41
09/16	Vikings	P	1	19	19.0	19	0	1	1	11	11.0	11	0	W	23-20
09/23	Jaguars	P	1	26	26.0	26	0	4	1	29	7.3	14	0	L	17-22
10/07	Packers	P	0	0	0.0	0	0	2	5	13	6.5	7	0	W	30-27
10/14	at Jets	P	0	0	0.0	0	0	0	3	0	0.0	0	0	L	9-35
10/21	Browns	P	0	0	0.0	0	0	1	2	8	8.0	8	0	W	17-13
10/28	at Titans	P	0	0	0.0	0	0	1	0	13	13.0	13	0	W	19-13+
11/04	Dolphins	P	0	0	0.0	0	0	4	0	29	7.3	14	0	W	23-20
11/08	at Jaguars	P	0	0	0.0	0	0	1	2	12	12.0	12	0	W	27-10
11/18	at Patriots	P	5	73	14.6	20	0	1	0	7	7.0	7	0	L	24-59
11/25	Bills	P	0	0	0.0	0	0	4	1	111	27.8	75t	1	W	20-13
12/02	at Lions	P	0	0	0.0	0	0	2	2	6	3.0	4	0	W	35-33
12/09	Titans	P	0	0	0.0	0	0	2	0	24	12.0	17	0	W	27-23
12/16	at Texans	P	0	0	0.0	0	0	2	0	18	9.0	15	0	L	17-29
12/23	at Chiefs	S	0	0	0.0	0	0	0	1	0	0.0	0	0	W	20-13
12/30	Texans	P	0	0	0.0	0	0	1	0	19	19.0	19	0	W	28-16
<b>2012 TOTALS</b>		<b>15-1</b>	<b>7</b>	<b>118</b>	<b>16.9</b>	<b>26</b>	<b>0</b>	<b>26</b>	<b>18</b>	<b>300</b>	<b>11.5</b>	<b>75t</b>	<b>1</b>	<b>11-5</b>	

+ - Overtime

### 2013 GAME-BY-GAME REGULAR SEASON STATISTICS (COLTS)

DATE	OPPONENT	P/S	KICKOFF RETURNS					PUNT RETURNS					W/L	SCORE	
			RET	YDS	AVG	LG	TD	NO	FC	YDS	AVG	LG			TD
09/08	Raiders	P	0	0	0.0	0	0	1	0	23	23.0	23	0	W	21-17
09/15	Dolphins	P	0	0	0.0	0	0	1	1	7	7.0	7	0	L	20-24
09/22	at 49ers	P	0	0	0.0	0	0	2	3	16	8.0	12	0	W	27-7
09/29	at Jaguars	S	0	0	0.0	0	0	5	0	19	3.8	9	0	W	37-3
10/06	Seahawks	P	0	0	0.0	0	0	0	2	0	0.0	0	0	W	34-28
10/14	at Chargers	P	0	0	0.0	0	0	2	0	10	5.0	5	0	L	9-19
10/20	Broncos	S	0	0	0.0	0	0	3	3	35	11.7	15	0	W	39-33
11/03	at Texans	P	0	0	0.0	0	0	1	2	34	34.0	34	0	W	27-24
11/10	Rams	S	0	0	0.0	0	0	0	1	0	0.0	0	0	L	8-38
11/14	at Titans	S	0	0	0.0	0	0	2	0	15	7.5	16	0	W	30-27
11/24	at Cardinals	S	0	0	0.0	0	0	0	0	0	0.0	0	0	L	11-40
12/01	Titans	S	0	0	0.0	0	0	0	0	0	0.0	0	0	W	22-14
12/08	at Bengals	S	0	0	0.0	0	0	0	0	0	0.0	0	0	L	28-42
12/15	Texans	S	0	0	0.0	0	0	0	0	0	0.0	0	0	W	25-3
12/22	at Chiefs	S	0	0	0.0	0	0	0	0	0	0.0	0	0	W	23-7
12/29	Jaguars	S	0	0	0.0	0	0	0	0	0	0.0	0	0	W	30-10
<b>2013 TOTALS</b>		<b>16-10</b>	<b>0</b>	<b>0</b>	<b>0.0</b>	<b>0</b>	<b>0</b>	<b>17</b>	<b>12</b>	<b>159</b>	<b>9.4</b>	<b>34</b>	<b>0</b>	<b>11-5</b>	

### 2014 GAME-BY-GAME REGULAR SEASON STATISTICS (COLTS)

DATE	OPPONENT	P/S	KICKOFF RETURNS					PUNT RETURNS					W/L	SCORE	
			RET	YDS	AVG	LG	TD	NO	FC	YDS	AVG	LG			TD
09/07	at Broncos	S	0	0	0.0	0	0	0	0	0	0.0	0	0	L	24-31
09/15	Eagles	S	0	0	0.0	0	0	0	0	0	0.0	0	0	L	27-30
09/21	at Jaguars	S	0	0	0.0	0	0	0	0	0	0.0	0	0	W	44-17
09/28	Titans	S	0	0	0.0	0	0	0	0	0	0.0	0	0	W	41-17
10/05	Ravens	S	0	0	0.0	0	0	0	0	0	0.0	0	0	W	20-13
10/09	at Texans	S	0	0	0.0	0	0	0	0	0	0.0	0	0	W	33-28
10/19	Bengals	S	0	0	0.0	0	0	0	0	0	0.0	0	0	W	27-0
10/26	at Steelers	S	0	0	0.0	0	0	0	0	0	0.0	0	0	L	34-51
11/03	at Giants	S	1	0	0.0	0	0	0	0	0	0.0	0	0	W	40-24
11/16	Patriots	S	0	0	0.0	0	0	0	0	0	0.0	0	0	L	20-42
11/23	Jaguars	S	0	0	0.0	0	0	0	0	0	0.0	0	0	W	23-3
11/30	Washington	S	0	0	0.0	0	0	0	0	0	0.0	0	0	W	49-27
12/07	at Browns	S	0	0	0.0	0	0	0	0	0	0.0	0	0	W	25-24
12/14	Texans	S	0	0	0.0	0	0	0	0	0	0.0	0	0	W	17-10
12/21	at Cowboys													L	7-42
12/28	at Titans	S	0	0	0.0	0	0	0	0	0	0.0	0	0	W	27-10
<b>2014 TOTALS</b>		<b>15-15</b>	<b>1</b>	<b>0</b>	<b>0.0</b>	<b>0</b>	<b>0</b>	<b>0</b>	<b>0</b>	<b>0</b>	<b>0.0</b>	<b>0</b>	<b>0</b>	<b>11-5</b>	





### 2015 GAME-BY-GAME REGULAR SEASON STATISTICS (COLTS)

DATE	OPPONENT	P/S	KICKOFF RETURNS					PUNT RETURNS					W/L	SCORE	
			RET	YDS	AVG	LG	TD	NO	FC	YDS	AVG	LG			TD
09/13	at Bills	S	0	0	0.0	0	0	0	0	0	0.0	0	0	L	14-27
09/21	Jets	S	0	0	0.0	0	0	0	0	0	0.0	0	0	L	7-20
09/27	at Titans	S	0	0	0.0	0	0	0	0	0	0.0	0	0	W	35-33
10/04	Jaguars	S	0	0	0.0	0	0	0	0	0	0.0	0	0	W	16-13+
10/08	at Texans	S	0	0	0.0	0	0	0	0	0	0.0	0	0	W	27-20
10/18	Patriots	S	0	0	0.0	0	0	0	0	0	0.0	0	0	L	27-34
10/25	Saints	S	0	0	0.0	0	0	0	0	0	0.0	0	0	L	21-27
11/02	at Panthers	S	0	0	0.0	0	0	4	2	16	4.0	10	0	L	26-29+
11/08	Broncos	S	0	0	0.0	0	0	0	0	0	0.0	0	0	W	27-24
11/22	at Falcons	P	0	0	0.0	0	0	0	0	0	0.0	0	0	W	24-21
11/29	Buccaneers	S	0	0	0.0	0	0	0	0	0	0.0	0	0	W	25-12
12/06	at Steelers	S	0	0	0.0	0	0	0	0	0	0.0	0	0	L	10-45
12/13	at Jaguars	S	0	0	0.0	0	0	0	0	0	0.0	0	0	L	16-51
12/20	Texans	S	0	0	0.0	0	0	0	0	0	0.0	0	0	L	10-16
12/27	at Dolphins	S	0	0	0.0	0	0	0	0	0	0.0	0	0	W	18-12
01/03	Titans	S	0	0	0.0	0	0	0	0	0	0.0	0	0	W	30-24
<b>2015 TOTALS</b>	<b>16-15</b>		<b>0</b>	<b>0</b>	<b>0.0</b>	<b>0</b>	<b>0</b>	<b>4</b>	<b>2</b>	<b>16</b>	<b>4.0</b>	<b>10</b>	<b>0</b>	<b>8-8</b>	

+ - Overtime

### 2016 GAME-BY-GAME REGULAR SEASON STATISTICS (COLTS)

DATE	OPPONENT	P/S	KICKOFF RETURNS					PUNT RETURNS					W/L	SCORE	
			RET	YDS	AVG	LG	TD	NO	FC	YDS	AVG	LG			TD
09/11	Lions	S	1	0	0.0	0	0	0	0	0	0.0	0	0	L	35-39
09/18	at Broncos	S	0	0	0.0	0	0	0	0	0	0.0	0	0	L	20-34
09/25	Chargers	S	0	0	0.0	0	0	0	0	0	0.0	0	0	W	26-22
10/02	at Jaguars	S	0	0	0.0	0	0	0	0	0	0.0	0	0	L	27-30
10/09	Bears	S	0	0	0.0	0	0	0	0	0	0.0	0	0	W	29-23
10/16	at Texans	S	1	5	5.0	5	0	0	0	0	0.0	0	0	L	23-26+
10/23	at Titans	S	0	0	0.0	0	0	0	0	0	0.0	0	0	W	34-26
10/30	Chiefs	S	0	0	0.0	0	0	1	1	5	5.0	5	0	L	14-30
11/06	at Packers	S	0	0	0.0	0	0	0	0	0	0.0	0	0	W	31-26
11/20	Titans	S	0	0	0.0	0	0	0	0	0	0.0	0	0	W	24-17
11/24	Steelers	S	0	0	0.0	0	0	0	0	0	0.0	0	0	L	7-28
12/05	at Jets	S	0	0	0.0	0	0	0	0	0	0.0	0	0	W	41-10
12/11	Texans	S	0	0	0.0	0	0	0	0	0	0.0	0	0	L	17-22
12/18	at Vikings	S	0	0	0.0	0	0	0	0	0	0.0	0	0	W	34-6
12/24	at Raiders	S	0	0	0.0	0	0	0	0	0	0.0	0	0	L	25-33
01/01	Jaguars	S	0	0	0.0	0	0	0	0	0	0.0	0	0	W	24-20
<b>2016 TOTALS</b>	<b>16-16</b>		<b>2</b>	<b>5</b>	<b>2.5</b>	<b>5</b>	<b>0</b>	<b>1</b>	<b>1</b>	<b>5</b>	<b>5.0</b>	<b>5</b>	<b>0</b>	<b>8-8</b>	

+ - Overtime

### 2017 GAME-BY-GAME REGULAR SEASON STATISTICS (COLTS)

DATE	OPPONENT	P/S	KICKOFF RETURNS					PUNT RETURNS					W/L	SCORE	
			RET	YDS	AVG	LG	TD	NO	FC	YDS	AVG	LG			TD
09/10	at Rams	S	0	0	0.0	0	0	0	0	0	0.0	0	0	L	9-46
09/17	Cardinals	S	0	0	0.0	0	0	0	0	0	0.0	0	0	L	13-16+
09/24	Browns	S	0	0	0.0	0	0	0	0	0	0.0	0	0	W	31-28
10/01	at Seahawks	S	0	0	0.0	0	0	0	0	0	0.0	0	0	L	18-46
10/08	49ers	S	0	0	0.0	0	0	0	0	0	0.0	0	0	W	26-23+
10/16	at Titans	S	0	0	0.0	0	0	0	0	0	0.0	0	0	L	22-36
10/22	Jaguars	S	0	0	0.0	0	0	0	0	0	0.0	0	0	L	0-27
10/29	at Bengals	S	0	0	0.0	0	0	0	0	0	0.0	0	0	L	23-24
11/05	at Texans	S	0	0	0.0	0	0	0	0	0	0.0	0	0	W	20-14
11/12	Steelers	S	0	0	0.0	0	0	0	0	0	0.0	0	0	L	17-20
11/26	Titans	S	0	0	0.0	0	0	0	0	0	0.0	0	0	L	16-20
12/03	at Jaguars	S	0	0	0.0	0	0	0	0	0	0.0	0	0	L	10-30
12/10	at Bills	S	0	0	0.0	0	0	0	0	0	0.0	0	0	L	7-13
12/14	Broncos	S	0	0	0.0	0	0	0	0	0	0.0	0	0	L	13-25
12/23	at Ravens	S	0	0	0.0	0	0	0	0	0	0.0	0	0	L	16-23
12/31	Texans	S	0	0	0.0	0	0	0	0	0	0.0	0	0	W	22-13
<b>2017 TOTALS</b>	<b>16-16</b>		<b>0</b>	<b>0</b>	<b>0.0</b>	<b>0</b>	<b>0</b>	<b>0</b>	<b>0</b>	<b>0</b>	<b>0.0</b>	<b>0</b>	<b>0</b>	<b>4-12</b>	

+ - Overtime

### 2012 GAME-BY-GAME POSTSEASON STATISTICS (COLTS)

DATE	OPPONENT	P/S	KICKOFF RETURNS					PUNT RETURNS					W/L	SCORE	
			RET	YDS	AVG	LG	TD	NO	FC	YDS	AVG	LG			TD
01/06	at Ravens	P	0	0	0.0	0	0	0	0	0	0.0	0	0	L	9-24
<b>2012 TOTALS</b>	<b>1-0</b>		<b>0</b>	<b>0</b>	<b>0.0</b>	<b>0</b>	<b>0</b>	<b>0</b>	<b>0</b>	<b>0</b>	<b>0.0</b>	<b>0</b>	<b>0</b>	<b>0-1</b>	





## 2013 GAME-BY-GAME POSTSEASON STATISTICS (COLTS)

DATE	OPPONENT	P/S	KICKOFF RETURNS					PUNT RETURNS					TD	W/L	SCORE	
			RET	YDS	AVG	LG	TD	NO	FC	YDS	AVG	LG				
01/04	Chiefs	S	0	0	0.0	0	0	0	0	0	0.0	0	0	0	W	45-44
01/11	at Patriots	S	0	0	0.0	0	0	0	0	0	0.0	0	0	0	L	22-43
<b>2013 TOTALS</b>		<b>2-2</b>	<b>0</b>	<b>0</b>	<b>0.0</b>	<b>0</b>	<b>0</b>	<b>0</b>	<b>0</b>	<b>0</b>	<b>0.0</b>	<b>0</b>	<b>0</b>	<b>0</b>	<b>1-1</b>	

## 2014 GAME-BY-GAME POSTSEASON STATISTICS (COLTS)

DATE	OPPONENT	P/S	KICKOFF RETURNS					PUNT RETURNS					TD	W/L	SCORE	
			RET	YDS	AVG	LG	TD	NO	FC	YDS	AVG	LG				
01/04	Bengals	S	0	0	0.0	0	0	0	0	0	0.0	0	0	0	W	26-10
01/11	at Broncos	S	0	0	0.0	0	0	0	0	0	0.0	0	0	0	W	24-13
01/18	at Patriots	S	0	0	0.0	0	0	1	1	10	10.0	10	0	0	L	7-45
<b>2014 TOTALS</b>		<b>3-3</b>	<b>0</b>	<b>0</b>	<b>0.0</b>	<b>0</b>	<b>0</b>	<b>1</b>	<b>1</b>	<b>10</b>	<b>10.0</b>	<b>10</b>	<b>0</b>	<b>0</b>	<b>2-1</b>	



# 21 NYHEIM HINES

RUNNING BACK



(NYE-heem)

5-9 • 196

NFL EXP: 3 (3rd Year with Colts)

BORN: 11/12/96



NORTH  
CAROLINA  
STATE



Hines was selected by the Colts in the fourth round (104th overall) of the 2018 NFL Draft.

## DOWN THE STRETCH

**Pregame rituals:** I read the same Bible verses in the same spot.

**Favorite musician:** Drake and Lil Uzi Vert

**Favorite food:** Spaghetti

**Hobbies:** Fortnite. Big Fortnite guy.

**Hidden talents:** I'm really good at tumbling, like flipping. I was on SportsCenter in 2015 for doing a flip, backflip catch.

**Players you tried to model your game after growing up:** Brian Westbrook and Warrick Dunn. I loved those guys growing up and then being from Carolina, I loved Steve Smith. He was the guy that showed me a little guy can do it. I ended up meeting him, which is really cool.

**If you could have dinner with any three people, who would you invite:** Warren Buffett, LeBron James and Bill Gates

**Best advice you've been given:** My parents told me to remain humble because any day, this can be taken from you. In football, you can be a millionaire one day and one hit away from never playing again.

**What motivates you:** My mother and grandmother's battles with muscular dystrophy, for sure. I also want to give my future kids and father and sister and mother a better life. They sacrificed so much for me and spent a lot of money. I don't want to fail them and hope I can repay them someday.

**Favorite athlete growing up:** I've always been a Chris Paul fan. Kind of like the LeBron fans, I've always rooted for wherever he's gone. I guess I always looked up to Steve Smith, too.

### N.C. STATE TRACK STAR

In addition to excelling on the football field, Hines was a menace on the track for the Wolfpack. He won two ACC Championships in the outdoor 4x100m relay and received numerous All-ACC honors while competing for the indoor and outdoor track and field teams as a freshman and sophomore. His twin sister, Nyah, ran indoor and outdoor track with him in college as well.





(NYE-heem)

### GROWING UP WITH A WHOLE LOT OF LOVE

One of Hines' best friends is former Stanford running back Bryce Love. Growing up in North Carolina, Hines and Love competed with each other in track, with their fathers coaching them to premier national success on the Carolina Elite track team. The pair played football against each other only once in high school, as seniors in the 2014 North Carolina 4AA State Semifinals, but Love emerged victorious. In college, the pair talked on a regular basis and Hines would routinely stay up to as late as 2 a.m. to watch Love's Stanford games. "Sometimes we talk about the frustrations, the good, the bad," Hines told *The News & Observer* in 2017. "And sometimes we just talk about life." In a 2017 *ESPN.com* article, Love said, "We go way, way, way, way back. We've run track together since we were little kids. We're like family." Love was selected in the fourth round (112th overall) of the 2019 NFL Draft by Washington.



### PLAYING FOR A DIFFERENT KIND OF GREEN

A major source of motivation for Hines is his mother, who is currently battling muscular dystrophy. Hines' grandmother passed of the same illness in 2004. "What my mother is going through makes me think about things from a different perspective. I never liked the color green until I found out that the muscular dystrophy ribbon color is green. My mother and my grandmother's battle with muscular dystrophy is definitely something that motivates me on the field." Hines participated in the My Cause My Cleats program in 2018 and 2019 to bring money and awareness for MD.



### A CAREER DAY

In Week 16 of the 2019 season vs. Carolina, Hines was named AFC Special Teams Player of the Week after he returned three punts for 195 yards (65.0 avg.) and two touchdowns. His punt return yards (195), punt return average (65.0) and punt return touchdowns (two) all set new single-game franchise records. He posted a career-long 84-yard punt return for a touchdown in the first quarter, which is the longest punt return for a score by a Colts player since 2007 (T.J. Rushing, 90-yard touchdown return vs. Oakland 12/16/07). He added his second punt return for a touchdown in the fourth quarter (71 yards) to give Indianapolis a 31-6 lead. Hines became the first NFL player since 2012 to have multiple punt return touchdowns in a game and the first to have 195 yards and two touchdowns since 2004. The 195 punt return yards are the most in an NFL game since 2004 (Eddie Drummond 11/14/04, 199 vs. Jacksonville). Hines also became the fifth player with two punt returns for touchdowns of 70 yards or longer in a single game in NFL history.



### #TWINNING

Nyheim was born a few minutes before his twin sister, Nyah, on Nov. 12, 1996. For three days, the pair were known as Zion and Zoe, respectively, before their grandmother stated those names were, "Yuck," leading to their name change. Growing up, Nyah would edge out Nyheim in races and sporting activities and still politely teases Nyheim about it to this day. While being offered more than 40 scholarships to play football, Nyheim wanted to go to college with his sister and the siblings ended up running track together at North Carolina State. They remain extremely close and have been nearly inseparable all their lives.



### A PASSION FOR BOJANGLES

The bye week is usually a time for all the players to go home, go back to their colleges or even just heal up and get ready for the second half of the season. Hines had a different approach. He decided to work at a Bojangles restaurant in Raleigh, N.C. "My agent had connections with somebody and set it up," he told Andrew Brandt. I took some orders outside the drive thru." He enjoyed the experience but one thing was very clear to him. "The fast food industry is really stressful because you have to please the people," said Hines. He is focused on football now and wouldn't mind owning a Bojangles in the future. "Hopefully I'll keep building a relationship with them and have an opportunity with them later on in life."





# 21 NYHEIM HINES

RUNNING BACK



(NYE-heem)

## NFL HIGHLIGHTS

- In two seasons, he has played in 32 games (six starts) and has totaled 137 carries for 513 yards and four touchdowns as well as 107 receptions for 745 yards and two touchdowns. He also has nine punt returns for 281 yards and two touchdowns and six kickoff returns for 123 yards.
- In 2019, he played in all 16 games (two starts) and had 52 carries for 199 yards and two touchdowns and 44 receptions for 320 yards. He also had nine punt returns for 281 yards and two touchdowns and six kickoff returns for 123 yards. In Week 4 vs. Oakland he led the team in with six receptions for 39 yards and added three carries for six yards. In Week 7 vs. Houston, he passed Joseph Addai (81) for the third-most receptions by a Colts running back in their first two seasons in the NFL. In Week 16 vs. Carolina he had three punt returns for 195 yards and two touchdowns. Hines became the first NFL player since 2012 to have multiple punt return touchdowns in a game and the first to have 195 yards and two touchdowns since 2004. The 195 punt return yards established a new single-game franchise record and are the most in an NFL game since 2004 (Eddie Drummond 11/14/04, 199 vs. Jacksonville). The two punt return touchdowns set a franchise record for the most in a single-game. Hines became the fifth player with two punt returns for touchdowns of 70 yards or longer in a single game in NFL history.
- He appeared in all 16 games (four starts) in 2018 and totaled 85 carries for 314 yards and two touchdowns and 63 receptions for 425 yards and two touchdowns. Scored his first career touchdown in a Week 2 win at Washington. In Week 4 vs. Houston he had a team-high nine receptions for 63 yards and two touchdowns. In Week 8, he set a career-high in rushing yards (78) on 11 carries. In Week 17 at Tennessee, he passed Edgerrin James (62) for the third-most receptions by a rookie in franchise history. Appeared in two postseason games and had three carries for 24 yards.

## COLLEGE HIGHLIGHTS

- Played in 38 games (23 starts) in three seasons (2015-17) at North Carolina State.
- Totaled 258 rushing attempts for 1,399 yards (5.4 avg.) and 13 touchdowns, 89 receptions for 933 yards and one touchdown, 88 kickoff returns for 2,171 yards (24.7 avg.) and two scores and 11 punt returns for 135 yards and one touchdown.
- His 2,171 kickoff return yards rank second in school history.
- Finished with the third-most all-purpose yards (4,638) in N.C. State history.
- In 2017, earned First Team All-ACC honors as a running back and was a third-team choice as a specialist.
- Garnered Second Team All-America recognition from the

## COLLEGE HIGHLIGHTS CONT...

- American Football Coaches Association (AFCA) as an all-purpose player.
- Was one of four finalists for the Paul Hornung Award, given to the nation's most versatile player.
- Also starred for the N.C. State indoor and outdoor track & field teams, earning First Team All-America honors in the men's 4x100m relay in 2016.
- As a junior in 2017, played in all 13 games (12 starts) at running back for the Wolfpack. Registered 197 carries for 1,112 yards (5.6 avg.) and 12 touchdowns, 26 receptions for 152 yards, 21 kickoff returns for 469 yards and 11 punt returns for 135 yards and one touchdown.
- Led the ACC with 143.6 all-purpose yards per game.
- Appeared in 12 games (six starts) in 2016 and tallied 13 carries for 44 yards, 43 receptions (career-high) for 525 yards and 32 kickoff returns for 782 yards and one touchdown.
- Played in all 13 games (five starts) as a freshman in 2015 in a variety of roles – wide receiver, kick returner and running back. Totaled 48 rushing attempts for 243 yards (5.1 avg.) and one touchdown, 20 receptions for 256 yards and one touchdown and 35 kickoff returns for 920 yards (26.3 avg.) and one touchdown.

## PERSONAL

- Attended Garner (N.C.) High School, where he played running back and helped the team to a 13-2 record and the North Carolina 4AA state championship semifinals in 2014.
- Finished his high school career with 6,242 rushing yards, 7,299 total yards and 126 touchdowns – all school records.
- Named to The Associated Press all-state team as a senior.
- Placed second in the 4A state finals in both the 100-meter and 300-meter hurdles.
- Rated as the No. 3 all-purpose back nationally and as the No. 4 player in North Carolina by *Scout.com*.
- His twin sister, Nyah, was a hurdler for the Wolfpack track & field team.
- Studied management at N.C. State.



@THENYNY7



@THENYNY7



## NYHEIM HINES' - NFL REGULAR SEASON STATISTICS

DATE	TEAM	RUSHING								RECEIVING				
		GP	GS	NO.	YDS.	AVG.	LG	TD	NO.	YDS	AVG	LG	TD	
2018	Colts	16	4	85	314	3.7	18	2	63	425	6.7	28	2	
2019	Colts	16	2	52	199	3.8	18	2	44	320	7.3	21	0	
<b>TOTALS</b>		<b>32</b>	<b>6</b>	<b>137</b>	<b>513</b>	<b>3.7</b>	<b>18</b>	<b>4</b>	<b>107</b>	<b>745</b>	<b>7.0</b>	<b>28</b>	<b>2</b>	

## NYHEIM HINES' - NFL POSTSEASON STATISTICS

DATE	TEAM	RUSHING								RECEIVING				
		GP	GS	NO.	YDS.	AVG.	LG	TD	NO.	YDS	AVG	LG	TD	
2018	Colts	2	1	3	24	8.0	14	0	0	0	0.0	0	0	
<b>TOTALS</b>		<b>2</b>	<b>1</b>	<b>3</b>	<b>24</b>	<b>8.0</b>	<b>14</b>	<b>0</b>	<b>0</b>	<b>0</b>	<b>0.0</b>	<b>0</b>	<b>0</b>	

## SINGLE-GAME HIGHS: RUSHING/RECEIVING

<b>Rush Attempts</b>	15 at New England Patriots, Oct 04, 2018 11 at Oakland Raiders, Oct 28, 2018 9 at Houston Texans, Nov 21, 2019 ...1 more at 9.	<b>Kickoff Return Yards</b>	44 vs. Jacksonville Jaguars, Nov 17, 2019 36 at Houston Texans, Nov 21, 2019 24 at Jacksonville Jaguars, Dec 29, 2019
<b>Rushing Yards</b>	78 at Oakland Raiders, Oct 28, 2018 51 at Houston Texans, Nov 21, 2019 47 vs. Buffalo Bills, Oct 21, 2018	<b>Longest Kickoff Return</b>	25 vs. Jacksonville Jaguars, Nov 17, 2019 24 at Jacksonville Jaguars, Dec 29, 2019 19 at New Orleans Saints, Dec 16, 2019 ...1 more at 19.
<b>Longest Runs</b>	18 at Houston Texans, Nov 21, 2019 ...1 more at 18.	<b>Fair Catches</b>	2 at New Orleans Saints, Dec 16, 2019 ...1 more at 2.
<b>Rushing TDs</b>	1 vs. Tennessee Titans, Dec 01, 2019 ...3 more at 1.	<b>Punt Return Yards</b>	195 vs. Carolina Panthers, Dec 22, 2019 34 at Tampa Bay Buccaneers, Dec 08, 2019 32 vs. Tennessee Titans, Dec 01, 2019
<b>Receptions</b>	9 at Jacksonville Jaguars, Dec 02, 2018 ...1 more at 9.	<b>Longest Punt Return</b>	84t vs. Carolina Panthers, Dec 22, 2019 71t vs. Carolina Panthers, Dec 22, 2019 40 vs. Carolina Panthers, Dec 22, 2019
<b>Receiving Yards</b>	63 vs. Houston Texans, Sep 30, 2018 50 at Jacksonville Jaguars, Dec 02, 2018 46 at Kansas City Chiefs, Oct 06, 2019	<b>Punt Returns</b>	3 vs. Carolina Panthers, Dec 22, 2019 2 at Jacksonville Jaguars, Dec 29, 2019 ...2 more at 2.
<b>Longest Receptions</b>	28 vs. New York Giants, Dec 23, 2018 21 at Pittsburgh Steelers, Nov 03, 2019 ...1 more at 21.	<b>Punt Return TDs</b>	2 vs. Carolina Panthers, Dec 22, 2019
<b>Receiving TDs</b>	2 vs. Houston Texans, Sep 30, 2018	<b>Special Teams Tackles</b>	1 at Tennessee Titans, Sep 15, 2019 ...1 more at 1.
<b>All-purpose yards</b>	201 vs. Carolina Panthers, Dec 22, 2019 100 at Jacksonville Jaguars, Dec 29, 2019 97 at Houston Texans, Nov 21, 2019	<b>Miscellaneous Tackles</b>	1 at Jacksonville Jaguars, Dec 29, 2019 ...4 more at 1.
<b>Kickoff Returns</b>	2 at Houston Texans, Nov 21, 2019 ...1 more at 2.	<b>Most TDs</b>	2 vs. Carolina Panthers, Dec 22, 2019 ...1 more at 2.

## SINGLE-GAME HIGHS - POSTSEASON: RUSHING/RECEIVING

<b>Rush Attempts</b>	3 at Kansas City Chiefs, Jan 12, 2019	<b>Longest Runs</b>	14 at Kansas City Chiefs, Jan 12, 2019
<b>Rushing Yards</b>	24 at Kansas City Chiefs, Jan 12, 2019		9 at Kansas City Chiefs, Jan 12, 2019 1 at Kansas City Chiefs, Jan 12, 2019
		<b>All-purpose yards</b>	24 at Kansas City Chiefs, Jan 12, 2019





## 2018 GAME-BY-GAME REGULAR SEASON STATISTICS (COLTS)

DATE	OPPONENT	P/S	RUSHING					RECEIVING					W/L	SCORE
			NO	YDS	AVG	LG	TD	NO	YDS	AVG	LG	TD		
09/09	Bengals	P	5	19	3.8	6	0	7	33	4.7	17	0	L	23-34
09/16	at Washington	P	4	7	1.8	8t	1	1	-2	-2.0	-2	0	W	21-9
09/23	at Eagles	P	5	18	3.6	14	0	5	25	5.0	12	0	L	16-20
09/30	Texans	S	4	10	2.5	7	0	9	63	7.0	14t	2	L	34-37+
10/04	at Patriots	S	15	45	3.0	9	0	7	45	6.4	21	0	L	24-38
10/14	at Jets	P	3	14	4.7	8	0	2	21	10.5	11	0	L	34-42
10/21	Bills	P	5	47	9.4	18	0	1	-5	-5.0	-5	0	W	37-5
10/28	at Raiders	P	11	78	7.1	15	0	2	7	3.5	7	0	W	42-28
11/11	Jaguars	S	3	3	1.0	2	0	3	19	6.3	9	0	W	29-26
11/18	Titans	P	5	14	2.8	8	0	1	20	20.0	20	0	W	38-10
11/25	Dolphins	P	9	28	3.1	9	0	2	22	11.0	19	0	W	27-24
12/02	at Jaguars	P	4	5	1.3	3	0	9	50	5.6	11	0	L	0-6
12/09	at Texans	P	3	1	0.3	2	0	3	16	5.3	10	0	W	24-21
12/16	Cowboys	S	6	19	3.2	8	0	4	45	11.3	19	0	W	23-0
12/23	Giants	P	2	2	1.0	1t	1	4	41	10.3	28	0	W	28-27
12/30	at Titans	P	1	4	4.0	4	0	3	25	8.3	17	0	W	33-17
<b>2018 TOTALS</b>	<b>16-4</b>		<b>85</b>	<b>314</b>	<b>3.7</b>	<b>18</b>	<b>2</b>	<b>63</b>	<b>425</b>	<b>6.7</b>	<b>28</b>	<b>2</b>	<b>10-6</b>	

+ - Overtime

## 2019 GAME-BY-GAME REGULAR SEASON STATISTICS (COLTS)

DATE	OPPONENT	P/S	RUSHING					RECEIVING					W/L	SCORE
			NO	YDS	AVG	LG	TD	NO	YDS	AVG	LG	TD		
09/08	at Chargers	S	4	13	3.3	6	0	4	4	1.0	8	0	L	24-30+
09/15	at Titans	P	2	9	4.5	5	0	1	5	5.0	5	0	W	19-17
09/22	Falcons	P	2	3	1.5	2	0	3	26	8.7	17	0	W	27-24
09/29	Raiders	P	3	6	2.0	4	0	6	39	6.5	14	0	L	24-31
10/06	at Chiefs	P	2	-1	-0.5	3	0	4	46	11.5	18	0	W	19-13
10/20	Texans	P	1	3	3.0	3	0	1	13	13.0	13	0	W	30-23
10/27	Broncos	P	4	12	3.0	11	0	3	34	11.3	20	0	W	15-13
11/03	at Steelers	P	1	7	7.0	7	0	1	21	21.0	21	0	L	24-26
11/10	Dolphins	P	3	14	4.7	7	0	4	30	7.5	12	0	L	12-16
11/17	Jaguars	P	3	11	3.7	7t	1	3	24	8.0	19	0	W	33-13
11/21	at Texans	P	9	51	5.7	18	0	2	10	5.0	5	0	L	17-20
12/01	Titans	S	4	22	5.5	14	1	2	18	9.0	11	0	L	17-31
12/08	at Buccaneers	P	4	1	0.3	5	0	4	24	6.0	8	0	L	35-38
12/16	at Saints	P	2	10	5.0	5	0	2	2	1.0	1	0	L	7-34
12/22	Panthers	P	1	4	4.0	4	0	1	2	2.0	2	0	W	38-6
12/29	at Jaguars	P	7	34	4.9	15	0	3	22	7.3	9	0	L	20-38
<b>2019 TOTALS</b>	<b>16-2</b>		<b>52</b>	<b>199</b>	<b>3.8</b>	<b>18</b>	<b>2</b>	<b>44</b>	<b>320</b>	<b>7.3</b>	<b>21</b>	<b>0</b>	<b>7-9</b>	

+ - Overtime

## 2018 GAME-BY-GAME POSTSEASON STATISTICS (COLTS)

DATE	OPPONENT	P/S	RUSHING					RECEIVING					W/L	SCORE
			NO	YDS	AVG	LG	TD	NO	YDS	AVG	LG	TD		
01/05	at Texans	S	0	0	0.0	0	0	0	0	0.0	0	0	W	21-7
01/12	at Chiefs	P	3	24	8.0	14	0	0	0	0.0	0	0	L	13-31
<b>2018 TOTALS</b>	<b>2-1</b>		<b>3</b>	<b>24</b>	<b>8.0</b>	<b>14</b>	<b>0</b>	<b>0</b>	<b>0</b>	<b>0.0</b>	<b>0</b>	<b>0</b>	<b>1-1</b>	



# 75 BRANDON HITNER

TACKLE



**6-6 • 300**

**NFL EXP: 1 (1st Year with Colts)**

**BORN: 5/15/95**



Hitner was signed by the Colts to a reserve/future contract on January 7, 2020.

#### NFL HIGHLIGHTS

- Spent time on the practice squads of the Buffalo Bills and New York Jets in 2019 and did not see game action.

#### COLLEGE HIGHLIGHTS

- Appeared in 28 games (18 starts) at Villanova.
- Was named to the 2019 NFF Hampshire Honor Society and was a three-time member of the CAA All-Academic Team.
- Received the CAA Commissioner's Academic Award and started all 11 games in 2017.
- During his junior year, was named to the CAA Football All-Academic Team and played in seven games.
- In 2015, played in three games.
- Redshirted as a freshman.

#### PERSONAL

- Attended Garnet Valley High School in Glen Mills, Pa.
- As a senior was an All-Central League and All-Delco Honorable Mention selection.
- Earned a varsity letter for both football and basketball.
- A native of Glen Mills, Pa.

#### ADDITIONAL TRANSACTIONS

- Signed to the Buffalo Bills practice squad on November 6, 2019.
- Released from the New York Jets practice squad on October 17, 2019.
- Signed to the Jets practice squad on October 1, 2019.
- Waived by the Los Angeles Rams on August 30, 2019.
- Signed by the Rams as an undrafted free agent on April 29, 2019.

# 75

# BRANDON HITNER

## TACKLE



### BRANDON HITNER'S - NFL REGULAR SEASON STATISTICS

DATE	TEAM	GP	GS
2019	Rams	0	0
<b>TOTALS</b>		<b>0</b>	<b>0</b>

### 2019 GAME-BY-GAME REGULAR SEASON STATISTICS (RAMS)

DATE	OPPONENT	P/S		W/L	SCORE
09/08	at Panthers		DID NOT PLAY	W	30-27
09/15	Saints		DID NOT PLAY	W	27-9
09/22	at Browns		DID NOT PLAY	W	20-13
09/29	Buccaneers		DID NOT PLAY	L	40-55
10/03	at Seahawks		NOT ON ROSTER	L	29-30
10/13	49ers		NOT ON ROSTER	L	7-20
10/20	at Falcons		NOT ON ROSTER	W	37-10
10/27	Bengals		NOT ON ROSTER	W	24-10
11/10	at Steelers		NOT ON ROSTER	L	12-17
11/17	Bears		NOT ON ROSTER	W	17-7
11/25	Ravens		NOT ON ROSTER	L	6-45
12/01	at Cardinals		NOT ON ROSTER	W	34-7
12/08	Seahawks		NOT ON ROSTER	W	28-12
12/15	at Cowboys		NOT ON ROSTER	L	21-44
12/21	at 49ers		NOT ON ROSTER	L	31-34
12/29	Cardinals		NOT ON ROSTER	W	31-24
<b>2019 TOTALS</b>		<b>0-0</b>		<b>9-7</b>	

# 29 MALIK HOOKER

SAFETY



(MA-leeck)

6-1 • 214

NFL EXP: 4 (4th Year with Colts)

BORN: 4/2/96



OHIO STATE



Hooker was selected by the Colts in the first round (15th overall) of the 2017 NFL Draft.

## DOWN THE STRETCH

**Favorite team and/or athlete outside of football:**

LeBron James

**Favorite musician and/or song:** Future

**Hobbies outside of football:** Paintball

**What is something interesting about you that most people may not know:** I like poetry.

**Favorite food:** Steak and chicken alfredo

**Favorite movie:** "Antwone Fisher"

**Favorite TV show:** "Martin" or "The Real Husbands of Hollywood"

**What's the one thing you couldn't live without:** Family

**What is your go to karaoke song:** NBA YoungBoy - "Through the Storm"

**Do you have any pets:** I have a Jack Russell named Diamond.

**What is your pregame ritual:** I go to the end zone and say a prayer.

**What's on your bucket list:** I want to go to Dubai. I always see people going there and I have never been out of the country.

**Who is your inspiration:** My mom

**Did you have a "welcome to the NFL" moment:** The day right after I got drafted, I thought I was going to have a few days to celebrate with my family and cherish the moment, but two days after I came here to get my iPad my coaches were calling me asking me questions about the plays. So I was like, "Dang, this is the real deal."

**What is your pet peeve:** I hate repeating myself. Say I tell somebody something one time and then they ask about it a few days later. It bothers me.



**A POET AT HEART**

Hooker grew up seeing his mom write poetry and finally decided to get into it himself. "I've been doing it since my freshman year of college." Although he shows it to friends and family, he says he isn't on his mom's level yet. "I share my poetry too, but I mostly share hers because hers is good."

**HOOKED ON FOOTBALL**

Hooker almost never played football in high school. He was a basketball standout and even made a SportsCenter Top 10 play in high school. His Uncle John kept pushing him to play football and he finally obliged his junior year. It didn't take long to be noticed. "I think it started out with me getting offers from ACC schools like Pitt and West Virginia. And this is all in a week's span. I had like 20 offers. Then when Ohio State offered me, all the Big-10 schools started offering me and it just went from there." He said he stopped caring about basketball once the offers came in and was ready to move on. "I still loved basketball, but I talked to my mom and I was just thinking more so for the future."

**NFL HIGHLIGHTS**

- In three seasons with the Colts, has appeared in 34 games (33 starts) at safety and has 116 tackles (75 solo), 1.0 tackle for loss, seven interceptions, 11 passes defended and two fumble recoveries.
- In 2019, started 13 games and had 51 tackles (30 solo), 1.0 tackle for loss, three passes defended, two interceptions and one fumble recovery. In Week 14 at Tampa Bay, he recorded 10 tackles (nine solo), one pass defended and one interception.
- In 14 starts in 2018, he contributed with 44 tackles (30 solo), four passes defended, two interceptions and one fumble recovery. In Week 16, he had six tackles (four solo), one pass defended and a game-clinching interception with 31 seconds remaining in the game. Started one postseason game and had two tackles (one solo).
- In his rookie season with the Colts in 2017, started in six-of-seven games at safety and totaled 21 tackles (15 solo), four passes defended and three interceptions. He was placed on Injured Reserve with a knee injury on October 24, 2017.
- Intercepted one pass in three consecutive games from Weeks 2-4 of the 2017 season and became the first Colts rookie to intercept at least one pass in three straight games since 1984 when Eugene Daniel accomplished the feat from Weeks 13-15.

**COLLEGE HIGHLIGHTS**

- Played in 26 games (13 starts) at Ohio State at safety where he helped lead the Buckeyes to a 2015 Fiesta Bowl win and a 2016 appearance in the College Football Playoff.
- Finished his career with 84 tackles (49 solo), 5.5 tackles for loss, half a sack, seven interceptions (three returned

**PICK STREAK**


In his rookie season, Hooker posted one interception in three consecutive games (Weeks 2-4). He became the second Colts rookie to record an interception in three straight games and the first since 1984 when Eugene Daniel accomplished the feat from Weeks 13-15.

**Consecutive Games with an Interception by a Colts Rookie**

Player	Year/Weeks	Interceptions
Malik Hooker	2017/2-4	3
Eugene Daniel	1984/13-15	3



Malik Hooker



Eugene Daniel

**COLLEGE HIGHLIGHTS CONT...**

- for touchdowns) and 11 passes defended.
- Led the nation with three interceptions returned for touchdowns in 2016, ranked second nationally with 181 interception return yards and finished third in the nation in total interceptions with seven.
- Was named a unanimous First Team All-America choice in 2016 and a Thorpe Award semifinalist, an award given annually to the nation's top defensive back.
- Started all 13 games in 2016 en route to being named a semifinalist for the Thorpe Award, which is given annually to the nation's top defensive back.
- Totaled 74 tackles (43 solo), 5.5 tackles for loss, half a sack, seven interceptions (three returned for touchdowns) and 11 passes defended in 2016.
- Saw action in all 13 games, including the Fiesta Bowl in 2015.
- Redshirted as a true freshman in 2014.

**PERSONAL**

- Attended New Castle (Pa.) High School and played two seasons of football, beginning in 2012, and started both seasons at wide receiver and cornerback.
- Pushed his 7-3 team to the state playoffs in 2013 and was named to the Pennsylvania Football Writers Class AAA All-State team.
- Was considered to be a Division I basketball recruit. Won back-to-back league championships his sophomore and junior years, leading his team to a 52-2 record.
- Led his team to the Pennsylvania AAAA State Championship in 2014.
- Considered a four-star recruit by ESPN and the 50th best athlete of his class.





(MA-leek)

## MALIK HOOKER'S - NFL REGULAR SEASON STATISTICS

DATE	TEAM	GP	GS	TACKLES							INTERCEPTIONS					FUMBLES			ST			MISC					
				TK	S	A	TFL	YDS	SK	YDS	QBH	NO	YDS	LG	TD	PD	FF	FR	YDS	TK	S	A	FF	FR	S	A	
2017	Colts	7	6	21	15	6	0	0	0.0	0.0	0	3	73	32	0	4	0	0	0	1	1	0	0	0	0	0	0
2018	Colts	14	14	44	30	14	0	0	0.0	0.0	0	2	34	27	0	4	0	1	0	0	0	0	0	0	0	0	
2019	Colts	13	13	51	30	21	1	3	0.0	0.0	0	2	39	26	0	3	0	1	3	0	0	0	0	0	0	0	
<b>TOTALS</b>		<b>34</b>	<b>33</b>	<b>116</b>	<b>75</b>	<b>41</b>	<b>1</b>	<b>3</b>	<b>0.0</b>	<b>0.0</b>	<b>0</b>	<b>7</b>	<b>146</b>	<b>32</b>	<b>0</b>	<b>11</b>	<b>0</b>	<b>2</b>	<b>3</b>	<b>1</b>	<b>1</b>	<b>0</b>	<b>0</b>	<b>0</b>	<b>0</b>	<b>0</b>	

## MALIK HOOKER'S - NFL POSTSEASON STATISTICS

DATE	TEAM	GP	GS	TACKLES							INTERCEPTIONS					FUMBLES			ST			MISC				
				TK	S	A	TFL	YDS	SK	YDS	QBH	NO	YDS	LG	TD	PD	FF	FR	YDS	TK	S	A	FF	FR	S	A
2018	Colts	1	1	2	1	1	0	0	0.0	0.0	0	0	0	0	0	0	0	0	0	0	0	0	0	0	0	0
<b>TOTALS</b>		<b>1</b>	<b>1</b>	<b>2</b>	<b>1</b>	<b>1</b>	<b>0</b>	<b>0</b>	<b>0.0</b>	<b>0.0</b>	<b>0</b>	<b>0</b>	<b>0</b>	<b>0</b>	<b>0</b>	<b>0</b>	<b>0</b>	<b>0</b>	<b>0</b>	<b>0</b>	<b>0</b>	<b>0</b>	<b>0</b>	<b>0</b>	<b>0</b>	<b>0</b>

### SINGLE-GAME HIGHS: DEFENSIVE

- Total Tackles** 12 at New England Patriots, Oct 04, 2018  
10 at Tampa Bay Buccaneers, Dec 08, 2019  
7 at Houston Texans, Nov 21, 2019
- Interceptions** 1 at Tampa Bay Buccaneers, Dec 08, 2019  
...6 more at 1.
- Interception Return Yards** 32 vs. Arizona Cardinals, Sep 17, 2017  
29 at Seattle Seahawks, Oct 01, 2017  
27 at New York Jets, Oct 14, 2018
- Passes Defensed** 1 at Tampa Bay Buccaneers, Dec 08, 2019  
...10 more at 1.
- Fumble Recoveries** 1 vs. Tennessee Titans, Dec 01, 2019  
...1 more at 1.
- Special Teams Tackles** 1 at Los Angeles Rams, Sep 10, 2017
- Tackles For Loss** 1 at Pittsburgh Steelers, Nov 03, 2019

### SINGLE-GAME HIGHS - POSTSEASON: DEFENSIVE

- Total Tackles** 2 at Houston Texans, Jan 05, 2019
- Special Teams Tackles** 1 at Kansas City Chiefs, Jan 12, 2019
- Special Teams Forced Fumbles** 1 at Kansas City Chiefs, Jan 12, 2019

## 2017 GAME-BY-GAME REGULAR SEASON STATISTICS (COLTS)

DATE	OPPONENT	P/S	TACKLES							INTERCEPTIONS					FUMBLES			ST			MISC		W/L	SCORE		
			TK	S	A	SK	YDS	TFL	YDS	QBH	NO	YDS	LG	TD	PD	FF	FR	YDS	TK	S	A	FF			FR	S
09/10	at Rams	P	3	2	1	0.0	0.0	0	0	0	0	0	0	0	0	0	0	1	1	0	0	0	0	0	L	9-46
09/17	Cardinals	S	2	1	1	0.0	0.0	0	0	0	1	32	32	0	1	0	0	0	0	0	0	0	0	0	L	13-16+
09/24	Browns	S	3	2	1	0.0	0.0	0	0	0	1	12	12	0	1	0	0	0	0	0	0	0	0	0	W	31-28
10/01	at Seahawks	S	3	1	2	0.0	0.0	0	0	0	1	29	29	0	1	0	0	0	0	0	0	0	0	0	L	18-46
10/08	49ers	S	5	4	1	0.0	0.0	0	0	0	0	0	0	0	0	0	0	0	0	0	0	0	0	0	W	26-23+
10/16	at Titans	S	3	3	0	0.0	0.0	0	0	0	0	0	0	0	1	0	0	0	0	0	0	0	0	0	L	22-36
10/22	Jaguars	S	2	2	0	0.0	0.0	0	0	0	0	0	0	0	0	0	0	0	0	0	0	0	0	0	L	0-27
11/05	at Texans																								W	20-14
11/12	Steelers																								L	17-20
11/26	Titans																								L	16-20
12/03	at Jaguars																								L	10-30
12/10	at Bills																								L	7-13+
12/14	Broncos																								L	13-25
12/23	at Ravens																								L	16-23
12/31	Texans																								W	22-13
<b>2017 TOTALS</b>		<b>7-6</b>	<b>21</b>	<b>15</b>	<b>6</b>	<b>0.0</b>	<b>0.0</b>	<b>0</b>	<b>0</b>	<b>0</b>	<b>0</b>	<b>3</b>	<b>73</b>	<b>32</b>	<b>0</b>	<b>4</b>	<b>0</b>	<b>0</b>	<b>0</b>	<b>1</b>	<b>1</b>	<b>0</b>	<b>0</b>	<b>0</b>	<b>0</b>	<b>4-11</b>

+ - Overtime







### 2018 GAME-BY-GAME REGULAR SEASON STATISTICS (COLTS)

DATE	OPPONENT	P/S	TACKLES							INTERCEPTIONS				FUMBLES			ST			MISC		W/L	SCORE			
			TK	S	A	SK	YDS	TFL	YDS	QBH	NO	YDS	LG	TD	PD	FF	FR	YDS	TK	S	A			FF	FR	S
09/09	Bengals	S	4	4	0	0	0	0	0	0	0	0	0	0	0	0	0	0	0	0	0	0	0	0	L	23-34
09/16	at Washington	S	1	1	0	0	0	0	0	0	0	0	0	0	0	0	0	0	0	0	0	0	0	0	W	21-9
09/23	at Eagles	S	6	6	0	0	0	0	0	0	0	0	0	1	0	0	0	0	0	0	0	0	0	0	L	16-20
09/30	Texans	S	2	2	0	0	0	0	0	0	0	0	0	0	0	0	0	0	0	0	0	0	0	0	L	34-37+
10/04	at Patriots	S	12	4	8	0	0	0	0	0	0	0	0	0	0	0	0	0	0	0	0	0	0	0	L	24-38
10/14	at Jets	S	1	1	0	0	0	0	0	0	1	27	27	0	1	0	0	0	0	0	0	0	0	0	L	34-42
10/21	Bills	S	1	0	1	0	0	0	0	0	0	0	0	0	0	0	0	0	0	0	0	0	0	0	W	37-5
10/28	at Raiders																								W	42-28
11/11	Jaguars	S	4	4	0	0	0	0	0	0	0	0	0	0	0	1	0	0	0	0	0	0	0	0	W	29-26
11/18	Titans																								W	38-10
11/25	Dolphins	S	2	1	1	0	0	0	0	0	0	0	0	0	0	0	0	0	0	0	0	0	0	0	W	27-24
12/02	at Jaguars	S	0	0	0	0	0	0	0	0	0	0	0	0	0	0	0	0	0	0	0	0	0	0	L	0-6
12/09	at Texans	S	1	1	0	0	0	0	0	0	0	0	0	0	0	0	0	0	0	0	0	0	0	0	W	24-21
12/16	Cowboys	S	1	0	1	0	0	0	0	0	0	0	0	0	0	0	0	0	0	0	0	0	0	0	W	23-0
12/23	Giants	S	6	4	2	0	0	0	0	0	1	7	7	0	1	0	0	0	0	0	0	0	0	0	W	28-27
12/30	at Titans	S	3	2	1	0	0	0	0	0	0	0	0	1	0	0	0	0	0	0	0	0	0	0	W	33-17
<b>2018 TOTALS</b>		<b>14-14</b>	<b>44</b>	<b>30</b>	<b>14</b>	<b>0.0</b>	<b>0.0</b>	<b>0</b>	<b>0</b>	<b>0</b>	<b>2</b>	<b>34</b>	<b>27</b>	<b>0</b>	<b>4</b>	<b>0</b>	<b>1</b>	<b>0</b>	<b>0</b>	<b>0</b>	<b>0</b>	<b>0</b>	<b>0</b>	<b>0</b>	<b>10-6</b>	

+- Overtime

### 2019 GAME-BY-GAME REGULAR SEASON STATISTICS (COLTS)

DATE	OPPONENT	P/S	TACKLES							INTERCEPTIONS				FUMBLES			ST			MISC		W/L	SCORE				
			TK	S	A	SK	YDS	TFL	YDS	QBH	NO	YDS	LG	TD	PD	FF	FR	YDS	TK	S	A			FF	FR	S	A
09/08	at Chargers	S	5	4	1	0	0	0	0	0	1	26	26	0	1	0	0	0	0	0	0	0	0	0	0	L	24-30+
09/15	at Titans	S	3	3	0	0	0	0	0	0	0	0	0	0	0	0	0	0	0	0	0	0	0	0	0	W	19-17
09/22	Falcons	S	2	1	1	0	0	0	0	0	0	0	0	0	0	0	0	0	0	0	0	0	0	0	0	W	27-24
09/29	Raiders																								L	24-31	
10/06	at Chiefs																								W	19-13	
10/20	Texans																								W	30-23	
10/27	Broncos	S	5	3	2	0	0	0	0	0	0	0	0	0	0	0	0	0	0	0	0	0	0	0	W	15-13	
11/03	at Steelers	S	5	3	2	0	0	1	3	0	0	0	0	0	0	0	0	0	0	0	0	0	0	0	L	24-26	
11/10	Dolphins	S	3	1	2	0	0	0	0	0	0	0	0	0	0	0	0	0	0	0	0	0	0	0	L	12-16	
11/17	Jaguars	S	3	0	3	0	0	0	0	0	0	0	0	1	0	0	0	0	0	0	0	0	0	0	0	W	33-13
11/21	at Texans	S	7	2	5	0	0	0	0	0	0	0	0	0	0	0	0	0	0	0	0	0	0	0	L	17-20	
12/01	Titans	S	4	1	3	0	0	0	0	0	0	0	0	0	1	3	0	0	0	0	0	0	0	0	L	17-31	
12/08	at Buccaneers	S	10	9	1	0	0	0	0	0	1	13	13	0	1	0	0	0	0	0	0	0	0	0	L	35-38	
12/16	at Saints	S	2	1	1	0	0	0	0	0	0	0	0	0	0	0	0	0	0	0	0	0	0	0	L	7-34	
12/22	Panthers	S	2	2	0	0	0	0	0	0	0	0	0	0	0	0	0	0	0	0	0	0	0	0	W	38-6	
12/29	at Jaguars	S	0	0	0	0	0	0	0	0	0	0	0	0	0	0	0	0	0	0	0	0	0	0	L	20-38	
<b>2019 TOTALS</b>		<b>13-13</b>	<b>51</b>	<b>30</b>	<b>21</b>	<b>0.0</b>	<b>0.0</b>	<b>1</b>	<b>3</b>	<b>0</b>	<b>2</b>	<b>39</b>	<b>26</b>	<b>0</b>	<b>3</b>	<b>0</b>	<b>1</b>	<b>3</b>	<b>0</b>	<b>0</b>	<b>0</b>	<b>0</b>	<b>0</b>	<b>0</b>	<b>7-9</b>		

+- Overtime

### 2018 GAME-BY-GAME POSTSEASON STATISTICS (COLTS)

DATE	OPPONENT	P/S	TACKLES							INTERCEPTIONS				FUMBLES			ST			MISC		W/L	SCORE				
			TK	S	A	SK	YDS	TFL	YDS	QBH	NO	YDS	LG	TD	PD	FF	FR	YDS	TK	S	A			FF	FR	S	A
01/05	at Texans	S	2	1	1	0	0	0	0	0	0	0	0	0	0	0	0	0	0	0	0	0	0	0	0	W	21-7
01/12	at Chiefs																								L	13-31	
<b>2018 TOTALS</b>		<b>1-1</b>	<b>2</b>	<b>1</b>	<b>1</b>	<b>0.0</b>	<b>0.0</b>	<b>0</b>	<b>0</b>	<b>0</b>	<b>0</b>	<b>0</b>	<b>0</b>	<b>0</b>	<b>0</b>	<b>0</b>	<b>0</b>	<b>0</b>	<b>0</b>	<b>0</b>	<b>0</b>	<b>0</b>	<b>0</b>	<b>0</b>	<b>1-1</b>		



# 50 JUSTIN HOUSTON

DEFENSIVE END



6-3 • 270

NFL EXP: 10 (2nd Year with Colts)

BORN: 1/12/89



Houston was signed by the Colts as a free agent on March 21, 2019.

## DOWN THE STRETCH

**What is on your bucket list:** I am a big family guy so I would like to spend more time with them and travel with them.

**Do you have any pets:** My wife has a dog named Jiggy.

**Pregame ritual:** I don't have one now. In high school I used to wear the same pair of boxers every game.

**Nicknames:** I got the nickname Big Tune in high school from a close friend. It was from a rap song.

**Favorite artist:** I don't have one in particular. I like a lot of different music depending on my vibe. My son's favorite is Drake and I like him too.

**Favorite food:** I love some good soul food.

**Favorite vacation spot:** As of right now, I would say Montego Bay.

**Best advice you've ever gotten:** I carry this with my faith and everything, my coach in college was talking to me about perfection and he said, "You will never be perfect, but you can always strive for perfection and the more you strive for perfection, the better off you will be in life."

**Who is your mentor:** My trainer, Curtis Winters. I've known him since my first year in college. He is there any time I need him on or off the field. My pastor is a mentor too.

**Hidden talents:** I love playing video games, but I would say my hidden talent is basketball. People look at my size and don't realize that I play guard. They look at me like I am a post player.

**What is your pregame ritual:** I go to the end zone and say a prayer.

**Did you have a "welcome to the NFL" moment:** My first game as a rookie I was on kickoff return. I was running back to block a defensive end and as soon as I turned around – first play of the game – bang, he hit me and I flew. I landed dead on the back of my neck.



### FAITH BEFORE FAME

Houston continues to give back to his community in Statesboro, Ga. He holds a camp there to show kids that anything is possible. "It is about giving back to the kids," Houston said. "I want to tell the kids to keep their hope and faith alive. When you're chasing after your dreams you need to keep faith because there are going to be some ups and downs." His event the summer of 2019 included a youth football camp, a cheer and dance clinic and a 3-on-3 basketball tournament. He believes it is a good way to show that anything is possible, but you just have to have a good perspective on life. "You always have to stay positive."

### NFL HIGHLIGHTS

- In nine seasons with the Colts and Chiefs, has played in 118 games (112 starts) and totaled 421 tackles (349 solo), 109.0 tackles for loss, 89.5 sacks, four interceptions, 32 passes defended, 16 forced fumbles and 11 fumble recoveries.
- In 16 starts in 2019, he had 44 tackles (33 solo), 13.0 tackles for loss, 11.0 sacks, two forced fumbles and three fumble recoveries. In Week 5 at Kansas City, he won AFC Defensive Player of the Week after he tallied four tackles (three solo), 2.0 tackles for loss and 1.0 sack. In Week 7 vs. Houston, he tallied three solo tackles, 2.0 tackles for loss and 2.0 sacks. It was his 19th career game with 2.0-plus sacks. In Week 9 at Pittsburgh, he finished with three tackles (two solo), 1.0 tackle for loss, 1.0 sack, one forced fumble, one fumble recovery. His third-quarter sack resulted in a safety. In Week 11 vs. Jacksonville, he registered one solo tackle, 1.0 tackle for loss and 1.0 sack. It was his sixth consecutive game with a sack, which is tied for the second longest streak of his career. In Week 16 vs. Carolina, he recorded two solo tackles, 1.0 tackle for loss and 1.0 sack. The sack marked Houston's fourth career season with 10-plus sacks. In Week 17 at Jacksonville, he tallied one solo tackle, 1.0 sack and one forced fumble. He reached 11.0 sacks on the season, which tied his second-highest total for a single season. His sack totaled tied Erik Walden for the most by a Colts player in a single season dating back to 2016.
- In 2018, he started 12 games and accumulated 37 tackles (28 solo), 8.0 tackles for loss, 9.0 sacks, one interception, one pass defended, five forced fumbles and three fumble recoveries. Started two postseason contests and had four solo tackles, 2.0 tackles for loss, 2.0 sacks, one pass defended and one fumble recovery. His five forced fumbles ranked second on the team and fifth in the NFL. In a Week 3 win against San Francisco totaled four solo tackles, 2.0 tackles for loss, 2.0 sacks and two forced fumbles. In a Week 17 win against Oakland, he had five tackles (three solo), 1.5 sacks, one forced fumble and one fumble recovery.
- In 2017, he started 15 games and totaled 59 tackles (46 solo), a team-high 16.0 tackles for loss, a team-high 9.5 sacks, five passes defended and one fumble recovery. Started one postseason game and had two solo tackles,

### A RECORD-BREAKING SEASON

Houston has had a successful career, but has had no more productive season than in 2014. He broke the Chiefs single-season sacks record by Derrick Thomas and ended up coming up just a half a sack shy of tying Michael Strahan's NFL record of 22.5 sacks.



### NFL HIGHLIGHTS CONT...

- 1.0 tackle for loss, 1.0 sack and one pass defended. In a Week 8 win against Denver, finished with six tackles (five solo), 2.0 tackles for loss and 2.0 sacks.
- In 2016, he was placed on the PUP list at the beginning of the season before coming back in Week 11 and starting five games. Totaled 21 tackles (20 solo), 6.0 tackles for loss, 4.0 sacks, one pass defended and one forced fumble. Started one postseason contest and had six tackles (five solo). In a Week 12 win at Denver, finished with 10 solo tackles, 4.0 tackles for loss, 3.0 sacks and one forced fumble.
- Started all 16 games in 2015 and accumulated 69 tackles (60 solo), a career-high 23.0 tackles for loss, a league-leading 22.0 sacks, five passes defended and four forced fumbles. Won the 2014 Deacon Jones Award, given annually to the NFL leader in sacks. His 22.0 sacks set a franchise record for a single season and are tied for second in NFL history, only trailing Michael Strahan in 2001 (22.5). Totaled six multiple-sack games including a 4.0-sack performance in the season finale against San Diego. Earned First Team Associated Press All-Pro and PFWA All-NFL honors. He was named to the Pro Bowl.
- In 2014, he started 11 games and totaled 44 tackles (41 solo), 11.0 tackles for loss, 11.0 sacks, four passes defended, one forced fumble and two fumble recoveries. Started one postseason game and had four tackles (three solo), 1.0 tackle for loss, 1.0 sack, one pass defended and one fumble recovery. Earned AFC Defensive Player of the Week following Week 1 and Week 3, eventually being named AFC Defensive Player of the Month for September after compiling 19 tackles, 7.5 sacks, two fumble recoveries and one forced fumble. He became the first Chiefs linebacker to win the award since Pro Football Hall of Fame linebacker Derrick Thomas in 1997. Had a single-game career-high 4.5 sacks at Philadelphia. Also was named to the Pro Bowl.
- Started all 16 games in 2012 and had 66 tackles (53 solo), 13.0 tackles for loss, 10.0 sacks, one interception, six passes defended, one forced fumble and one fumble recovery. Was selected to his first Pro Bowl.
- As a rookie, he appeared in 16 games (10 starts) and accumulated 51 tackles (43 solo), 10.0 tackles for loss, 5.5 sacks, four passes defended, one forced fumble and one fumble recovery. Was named the club's Mack Lee Hill Award winner, an honor given to Kansas City's top rookie or first-year player.





## COLLEGE HIGHLIGHTS

- Played in 36 games (24 starts) at Georgia and totaled 125 tackles (70 solo), 38.0 tackles for loss, 20.0 sacks, five passes defended, one interception, two forced fumbles and two fumble recoveries.
- Moved to linebacker as a junior and was named the team's most valuable player, earned First Team All-SEC and First Team All-America honors by the Football Writers Association of America after he started 13 games and finished third on the team in tackles with 67 (38 solo), while also ranking second in the SEC in sacks (10.0) and tackles for loss (18.5). He also added two passes defended and one interception. He was a finalist for the Bronko Nagurski Trophy, given to the best defensive player in the nation.
- In 2009, he was an All-SEC second-team selection after starting 10 games and recording 39 tackles (22 solo) and a conference-leading 15.0 tackles for loss. Also had one pass defended and one forced fumble.
- As a redshirt freshman, appeared in 13 games (one start) and accumulated 19 tackles (10 solo), 4.5 tackles for loss, 2.5 sacks and two passes defended.
- Redshirted the 2007 season as a true freshman.

## PERSONAL

- Attended Statesboro (Ga.) High School and was named an *Atlanta Journal-Constitution* class AAAA All-State honorable mention selection.
- Was named the best prospect in the Georgia Top 50 selection.
- Earned all-region honors as a junior and senior.
- As a junior, he led the football team to a 4A state championship.
- Also lettered in basketball.
- Majored in housing at Georgia.
- A native of Statesboro, Ga.

## ADDITIONAL TRANSACTIONS

- Released by the Kansas City Chiefs on March 10, 2019.
- Selected by the Kansas City Chiefs in the third round (70th overall) of the 2011 NFL Draft.

## JUSTIN HOUSTON'S - NFL REGULAR SEASON STATISTICS

DATE	TEAM	GP	GS	TACKLES							INTERCEPTIONS				FUMBLES			ST			MISC					
				TK	S	A	TFL	YDS	SK	YDS	QBH	NO	YDS	LG	TD	PD	FF	FR	YDS	TK	S	A	FF	FR	S	A
2011	Chiefs	16	10	51	43	8	10	0	5.5	27.5	9	0	0	0	0	4	1	1	0	5	3	2	0	0	0	0
2012	Chiefs	16	16	66	53	13	13	10	10.0	69.0	18	1	32	32	0	6	1	1	4	0	0	0	0	0	0	0
2013	Chiefs	11	11	44	41	3	11	63	11.0	75.0	15	0	0	0	0	4	1	2	0	0	0	0	0	0	0	0
2014	Chiefs	16	16	69	60	9	23	112	22.0	99.0	25	0	0	0	0	5	4	0	0	0	0	0	0	0	0	0
2015	Chiefs	11	11	30	25	5	9	50	7.5	54.0	13	2	16	17t	1	6	1	0	0	0	0	0	0	0	0	0
2016	Chiefs	5	5	21	20	1	6	21	4.0	17.0	6	0	0	0	0	1	1	0	0	0	0	0	0	0	0	0
2017	Chiefs	15	15	59	46	13	16	74	9.5	54.0	20	0	0	0	0	5	0	1	13	0	0	0	0	0	0	0
2018	Chiefs	12	12	37	28	9	8	15	9.0	56.5	12	1	4	4	0	1	5	3	0	0	0	0	0	0	0	0
2019	Colts	16	16	44	33	11	13	72	11.0	66.0	18	0	0	0	0	2	3	0	0	0	0	0	0	0	0	0
<b>TOTALS</b>		<b>118</b>	<b>112</b>	<b>421</b>	<b>349</b>	<b>72</b>	<b>109</b>	<b>417</b>	<b>89.5</b>	<b>518.0</b>	<b>136</b>	<b>4</b>	<b>52</b>	<b>32</b>	<b>1</b>	<b>32</b>	<b>16</b>	<b>11</b>	<b>17</b>	<b>5</b>	<b>3</b>	<b>2</b>	<b>0</b>	<b>0</b>	<b>0</b>	<b>0</b>

## JUSTIN HOUSTON'S - NFL POSTSEASON STATISTICS

DATE	TEAM	GP	GS	TACKLES							INTERCEPTIONS				FUMBLES			ST			MISC					
				TK	S	A	TFL	YDS	SK	YDS	QBH	NO	YDS	LG	TD	PD	FF	FR	YDS	TK	S	A	FF	FR	S	A
2013	Chiefs	1	1	4	3	1	1	7	1.0	7.0	3	0	0	0	0	1	0	1	7	0	0	0	0	0	0	0
2015	Chiefs	2	1	3	2	1	0	0	0.0	0.0	1	0	0	0	0	0	0	0	0	0	0	0	0	0	0	0
2016	Chiefs	1	1	6	5	1	0	0	0.0	0.0	0	0	0	0	0	0	0	0	0	0	0	0	0	0	0	0
2017	Chiefs	1	1	2	2	0	1	1	1.0	1.0	2	0	0	0	0	1	0	0	0	0	0	0	0	0	0	0
2018	Chiefs	2	2	4	4	0	2	15	2.0	15.0	2	0	0	0	0	1	0	1	0	0	0	0	0	0	0	0
<b>TOTALS</b>		<b>7</b>	<b>6</b>	<b>19</b>	<b>16</b>	<b>3</b>	<b>4</b>	<b>23</b>	<b>4.0</b>	<b>23.0</b>	<b>8</b>	<b>0</b>	<b>0</b>	<b>0</b>	<b>0</b>	<b>3</b>	<b>0</b>	<b>2</b>	<b>7</b>	<b>0</b>	<b>0</b>	<b>0</b>	<b>0</b>	<b>0</b>	<b>0</b>	<b>0</b>





### SINGLE-GAME HIGHS: DEFENSIVE

<b>Total Tackles</b>	10 at Denver Broncos, Nov 27, 2016 ...1 more at 10.	<b>Tackles For Loss</b>	4 at Denver Broncos, Nov 27, 2016 ...1 more at 4.
<b>Sacks</b>	4.5 at Philadelphia Eagles, Sep 19, 2013 4.0 vs. San Diego Chargers, Dec 28, 2014 3.0 at Denver Broncos, Nov 27, 2016 ...4 more at 3.0.	<b>Interceptions</b>	1 vs. Arizona Cardinals, Nov 11, 2018 ...3 more at 1.
<b>Passes Defensed</b>	3 at Philadelphia Eagles, Sep 19, 2013 2 at Los Angeles Chargers, Sep 24, 2017 ...3 more at 2.	<b>Interception Return Yards</b>	32 at Tampa Bay Buccaneers, Oct 14, 2012 17 at San Diego Chargers, Nov 22, 2015 4 vs. Arizona Cardinals, Nov 11, 2018
<b>Forced Fumbles</b>	2 vs. San Francisco 49ers, Sep 23, 2018 1 at Jacksonville Jaguars, Dec 29, 2019 ...13 more at 1.	<b>Safeties</b>	1 at Pittsburgh Steelers, Nov 03, 2019
<b>Fumble Recoveries</b>	2 at Philadelphia Eagles, Sep 19, 2013 1 vs. Tennessee Titans, Dec 01, 2019 ...8 more at 1.	<b>Special Teams Tackles</b>	2 vs. Miami Dolphins, Nov 06, 2011 1 vs. Denver Broncos, Nov 13, 2011 ...2 more at 1.

### SINGLE-GAME HIGHS - POSTSEASON: DEFENSIVE

<b>Total Tackles</b>	6 vs. Pittsburgh Steelers, Jan 15, 2017 4 at Indianapolis Colts, Jan 04, 2014 3 at Houston Texans, Jan 09, 2016	<b>Fumble Recoveries</b>	1 vs. Indianapolis Colts, Jan 12, 2019 ...1 more at 1.
<b>Sacks</b>	2.0 vs. Indianapolis Colts, Jan 12, 2019 1.0 vs. Tennessee Titans, Jan 06, 2018 ...1 more at 1.0.	<b>Tackles For Loss</b>	2 vs. Indianapolis Colts, Jan 12, 2019 1 vs. Tennessee Titans, Jan 06, 2018 ...1 more at 1.
<b>Passes Defensed</b>	1 vs. Indianapolis Colts, Jan 12, 2019 ...2 more at 1.		

### 2011 GAME-BY-GAME REGULAR SEASON STATISTICS (CHIEFS)

DATE	OPPONENT	P/S	TACKLES								INTERCEPTIONS				FUMBLES			ST				MISC		SCORE					
			TK	S	A	SK	YDS	TFL	YDS	QBH	NO	YDS	LG	TD	PD	FF	FR	YDS	TK	S	A	FF	FR		S	A	W/L		
09/11	Bills	S	2	2	0	0.0	0.0	0	0	0	0	0	0	0	0	0	0	0	0	0	0	0	0	0	L	7-41			
09/18	at Lions	S	1	1	0	0.0	0.0	1	0	0	0	0	0	0	0	0	0	0	0	0	0	0	0	0	L	3-48			
09/25	at Chargers	P	4	3	1	0.0	0.0	0	0	0	0	0	0	1	0	0	0	0	0	0	0	0	0	0	L	17-20			
10/02	Vikings	S	4	4	0	0.0	0.0	2	0	0	0	0	0	0	0	0	0	0	0	0	0	0	0	0	W	22-17			
10/09	at Colts	P	1	0	1	0.0	0.0	0	0	1	0	0	0	0	0	0	0	0	0	0	0	0	0	0	W	28-24			
10/23	at Raiders	P	3	1	2	0.0	0.0	0	0	0	0	0	0	0	0	0	0	1	0	1	0	0	0	0	W	28-0			
10/31	Chargers	P	2	2	0	0.0	0.0	0	0	0	0	0	0	0	0	0	0	1	1	0	0	0	0	0	W	23-20+			
11/06	Dolphins	P	0	0	0	0.0	0.0	0	0	0	0	0	0	0	0	0	0	2	1	1	0	0	0	0	L	3-31			
11/13	Broncos	P	4	4	0	0.0	0.0	0	0	0	0	0	0	0	0	0	0	1	1	0	0	0	0	0	L	10-17			
11/21	at Patriots	S	2	2	0	0.0	0.0	0	0	1	0	0	0	0	0	0	0	0	0	0	0	0	0	0	L	3-34			
11/27	Steelers	S	4	4	0	0.0	0.0	1	0	0	0	0	0	1	0	0	0	0	0	0	0	0	0	0	L	9-13			
12/04	at Bears	S	7	7	0	3.0	15.0	3	0	2	0	0	0	0	1	1	0	0	0	0	0	0	0	0	W	10-3			
12/11	at Jets	S	4	2	2	1.0	7.0	1	0	1	0	0	0	0	0	0	0	0	0	0	0	0	0	0	L	10-37			
12/18	Packers	S	4	3	1	0.0	0.0	0	0	1	0	0	0	0	0	0	0	0	0	0	0	0	0	0	W	19-14			
12/24	Raiders	S	2	2	0	0.0	0.0	0	0	0	0	0	0	1	0	0	0	0	0	0	0	0	0	0	L	13-16+			
01/01	at Broncos	S	7	6	1	1.5	5.5	2	0	3	0	0	0	0	0	1	0	0	0	0	0	0	0	0	W	7-3			
<b>2011 TOTALS</b>			<b>16-10</b>	<b>51</b>	<b>43</b>	<b>8</b>	<b>5.5</b>	<b>27.5</b>	<b>10</b>	<b>0</b>	<b>9</b>	<b>0</b>	<b>0</b>	<b>0</b>	<b>0</b>	<b>4</b>	<b>1</b>	<b>1</b>	<b>0</b>	<b>5</b>	<b>3</b>	<b>2</b>	<b>0</b>	<b>0</b>	<b>0</b>	<b>0</b>	<b>0</b>	<b>0</b>	<b>7-9</b>

+ - Overtime





### 2012 GAME-BY-GAME REGULAR SEASON STATISTICS (CHIEFS)

DATE	OPPONENT	P/S	TACKLES							INTERCEPTIONS				FUMBLES			ST			MISC		W/L	SCORE			
			TK	S	A	SK	YDS	TFL	YDS	QBH	NO	YDS	LG	TD	PD	FF	FR	YDS	TK	S	A			FF	FR	S
09/09	Falcons	S	2	1	1	1.0	7.0	1	0	2	0	0	0	0	0	0	0	0	0	0	0	0	0	0	L	24-40
09/16	at Bills	S	5	4	1	0.0	0.0	1	0	1	0	0	0	0	0	0	0	0	0	0	0	0	0	0	L	17-35
09/23	at Saints	S	4	3	1	3.0	25.0	3	0	4	0	0	0	0	2	0	0	0	0	0	0	0	0	0	W	27-24+
09/30	Chargers	S	3	3	0	0.0	0.0	0	0	0	0	0	0	0	0	0	0	0	0	0	0	0	0	0	L	20-37
10/07	Ravens	S	4	4	0	2.0	13.0	2	0	2	0	0	0	0	0	0	0	0	0	0	0	0	0	0	L	6-9
10/14	at Buccaneers	S	3	2	1	0.0	0.0	0	0	0	1	32	32	0	1	0	0	0	0	0	0	0	0	0	L	10-38
10/28	Raiders	S	3	2	1	0.0	0.0	1	0	1	0	0	0	0	0	0	0	0	0	0	0	0	0	0	L	16-26
11/01	at Chargers	S	9	6	3	0.0	0.0	0	0	0	0	0	0	0	0	0	0	0	0	0	0	0	0	0	L	13-31
11/12	at Steelers	S	7	5	2	1.0	3.0	1	0	2	0	0	0	0	0	1	0	0	0	0	0	0	0	0	L	13-16+
11/18	Bengals	S	2	2	0	0.0	0.0	0	0	0	0	0	0	0	1	0	0	0	0	0	0	0	0	0	L	6-28
11/25	Broncos	S	4	4	0	2.0	12.0	2	0	3	0	0	0	0	0	0	0	0	0	0	0	0	0	0	L	9-17
12/02	Panthers	S	3	3	0	1.0	9.0	2	10	1	0	0	0	0	0	0	0	0	0	0	0	0	0	0	W	27-21
12/09	at Browns	S	2	1	1	0.0	0.0	0	0	1	0	0	0	0	0	0	0	0	0	0	0	0	0	0	L	7-30
12/16	at Raiders	S	5	4	1	0.0	0.0	0	0	0	0	0	0	0	1	0	1	4	0	0	0	0	0	0	L	0-15
12/23	Colts	S	1	1	0	0.0	0.0	0	0	1	0	0	0	0	1	0	0	0	0	0	0	0	0	0	L	13-20
12/30	at Broncos	S	9	8	1	0.0	0.0	0	0	0	0	0	0	0	0	0	0	0	0	0	0	0	0	0	L	3-38
<b>2012 TOTALS</b>			<b>16-16</b>	<b>66</b>	<b>53</b>	<b>13</b>	<b>10.0</b>	<b>69.0</b>	<b>13</b>	<b>10</b>	<b>18</b>	<b>1</b>	<b>32</b>	<b>32</b>	<b>0</b>	<b>6</b>	<b>1</b>	<b>1</b>	<b>4</b>	<b>0</b>	<b>0</b>	<b>0</b>	<b>0</b>	<b>0</b>	<b>0</b>	<b>2-14</b>

+ - Overtime

### 2013 GAME-BY-GAME REGULAR SEASON STATISTICS (CHIEFS)

DATE	OPPONENT	P/S	TACKLES							INTERCEPTIONS				FUMBLES			ST			MISC		W/L	SCORE			
			TK	S	A	SK	YDS	TFL	YDS	QBH	NO	YDS	LG	TD	PD	FF	FR	YDS	TK	S	A			FF	FR	S
09/08	at Jaguars	S	5	5	0	3.0	27.0	3	27	3	0	0	0	0	0	0	0	0	0	0	0	0	0	0	W	28-2
09/15	Cowboys	S	5	5	0	0.0	0.0	0	0	0	0	0	0	0	0	0	0	0	0	0	0	0	0	0	W	17-16
09/19	at Eagles	S	7	6	1	4.5	28.0	4	21	5	0	0	0	0	3	1	2	0	0	0	0	0	0	0	W	26-16
09/29	Giants	S	2	2	0	0.0	0.0	0	0	0	0	0	0	0	0	0	0	0	0	0	0	0	0	0	W	31-7
10/06	at Titans	S	4	4	0	1.0	0.0	1	4	1	0	0	0	0	0	0	0	0	0	0	0	0	0	0	W	26-17
10/13	Raiders	S	2	2	0	1.0	0.0	0	0	3	0	0	0	0	0	0	0	0	0	0	0	0	0	0	W	24-7
10/20	Texans	S	3	3	0	0.5	10.0	1	0	1	0	0	0	0	0	0	0	0	0	0	0	0	0	0	W	17-16
10/27	Browns	S	1	1	0	1.0	10.0	1	10	2	0	0	0	0	0	0	0	0	0	0	0	0	0	0	W	23-17
11/03	at Bills	S	4	3	1	0.0	0.0	1	1	0	0	0	0	0	0	0	0	0	0	0	0	0	0	0	W	23-13
11/17	at Broncos	S	10	9	1	0.0	0.0	0	0	0	0	0	0	0	1	0	0	0	0	0	0	0	0	0	L	17-27
11/24	Chargers	S	1	1	0	0.0	0.0	0	0	0	0	0	0	0	0	0	0	0	0	0	0	0	0	0	L	38-41
12/01	Broncos																								L	28-35
12/08	at Washington																								W	45-10
12/15	at Raiders																								W	56-31
12/22	Colts																								L	7-23
12/29	at Chargers																								L	24-27+
<b>2013 TOTALS</b>			<b>11-11</b>	<b>44</b>	<b>41</b>	<b>3</b>	<b>11.0</b>	<b>75.0</b>	<b>11</b>	<b>63</b>	<b>15</b>	<b>0</b>	<b>0</b>	<b>0</b>	<b>0</b>	<b>4</b>	<b>1</b>	<b>2</b>	<b>0</b>	<b>0</b>	<b>0</b>	<b>0</b>	<b>0</b>	<b>0</b>	<b>0</b>	<b>11-5</b>

+ - Overtime

### 2014 GAME-BY-GAME REGULAR SEASON STATISTICS (CHIEFS)

DATE	OPPONENT	P/S	TACKLES							INTERCEPTIONS				FUMBLES			ST			MISC		W/L	SCORE			
			TK	S	A	SK	YDS	TFL	YDS	QBH	NO	YDS	LG	TD	PD	FF	FR	YDS	TK	S	A			FF	FR	S
09/07	Titans	S	3	3	0	2.0	3.0	2	3	2	0	0	0	0	0	0	0	0	0	0	0	0	0	0	L	10-26
09/14	at Broncos	S	2	1	1	0.0	0.0	0	0	0	0	0	0	0	0	0	0	0	0	0	0	0	0	0	L	17-24
09/21	at Dolphins	S	3	3	0	1.0	0.0	0	0	2	0	0	0	0	1	0	0	0	0	0	0	0	0	0	W	34-15
09/29	Patriots	S	7	6	1	2.0	9.0	1	6	1	0	0	0	0	0	1	0	0	0	0	0	0	0	0	W	41-14
10/05	at 49ers	S	4	4	0	1.0	2.0	2	4	1	0	0	0	0	0	0	0	0	0	0	0	0	0	0	L	17-22
10/19	at Chargers	S	4	3	1	1.0	8.0	2	23	1	0	0	0	0	0	0	0	0	0	0	0	0	0	0	W	23-20
10/26	Rams	S	5	5	0	3.0	17.0	3	17	4	0	0	0	0	0	0	0	0	0	0	0	0	0	0	W	34-7
11/02	Jets	S	4	3	1	2.0	10.0	2	10	2	0	0	0	0	0	0	0	0	0	0	0	0	0	0	W	24-10
11/09	at Bills	S	5	3	2	0.0	0.0	0	0	0	0	0	0	0	0	0	0	0	0	0	0	0	0	0	W	17-13
11/16	Seahawks	S	4	2	2	0.0	0.0	0	0	3	0	0	0	0	1	0	0	0	0	0	0	0	0	0	W	24-20
11/20	at Raiders	S	4	4	0	1.0	2.0	2	4	1	0	0	0	0	0	0	0	0	0	0	0	0	0	0	L	20-24
11/30	Broncos	S	8	7	1	1.0	5.0	3	8	0	0	0	0	0	2	1	0	0	0	0	0	0	0	0	L	16-29
12/07	at Cardinals	S	3	3	0	2.0	14.0	1	8	2	0	0	0	0	0	1	0	0	0	0	0	0	0	0	L	14-17
12/14	Raiders	S	3	3	0	1.0	2.0	1	2	2	0	0	0	0	0	0	0	0	0	0	0	0	0	0	W	31-13
12/21	at Steelers	S	4	4	0	1.0	6.0	1	6	1	0	0	0	0	0	0	0	0	0	0	0	0	0	0	L	12-20
12/28	Chargers	S	6	6	0	4.0	21.0	3	21	3	0	0	0	0	1	1	0	0	0	0	0	0	0	0	W	19-7
<b>2014 TOTALS</b>			<b>16-16</b>	<b>69</b>	<b>60</b>	<b>9</b>	<b>22.0</b>	<b>99.0</b>	<b>23</b>	<b>112</b>	<b>25</b>	<b>0</b>	<b>0</b>	<b>0</b>	<b>0</b>	<b>5</b>	<b>4</b>	<b>0</b>	<b>0</b>	<b>0</b>	<b>0</b>	<b>0</b>	<b>0</b>	<b>0</b>	<b>0</b>	<b>9-7</b>





### 2015 GAME-BY-GAME REGULAR SEASON STATISTICS (CHIEFS)

DATE	OPPONENT	P/S	TACKLES						INTERCEPTIONS				FUMBLES			ST			MISC		W/L	SCORE					
			TK	S	A	SK	YDS	TFL	YDS	QBH	NO	YDS	LG	TD	PD	FF	FR	YDS	TK	S			A	FF	FR	S	A
09/13	at Texans	S	3	3	0	1.0	9.0	0	0	1	0	0	0	0	0	1	0	0	0	0	0	0	0	0	0	W	27-20
09/17	Broncos	S	6	5	1	2.0	14.0	2	14	3	0	0	0	0	1	0	0	0	0	0	0	0	0	0	0	L	24-31
09/28	at Packers	S	4	4	0	0.0	0.0	1	2	1	0	0	0	0	0	0	0	0	0	0	0	0	0	0	0	L	28-38
10/04	at Bengals	S	3	1	2	0.0	0.0	0	0	0	0	0	0	0	0	0	0	0	0	0	0	0	0	0	0	L	21-36
10/11	Bears	S	2	2	0	0.0	0.0	0	0	1	0	0	0	0	0	0	0	0	0	0	0	0	0	0	0	L	17-18
10/18	at Vikings	S	3	3	0	1.0	7.0	3	13	1	0	0	0	0	2	0	0	0	0	0	0	0	0	0	0	L	10-16
10/25	Steelers	S	2	1	1	0.0	0.0	0	0	0	0	0	0	0	1	0	0	0	0	0	0	0	0	0	0	W	23-13
11/01	Lions	S	3	2	1	1.5	11.0	1	8	2	1	-1	-1	0	1	0	0	0	0	0	0	0	0	0	0	W	45-10
11/15	at Broncos	S	3	3	0	2.0	13.0	2	13	4	0	0	0	0	0	0	0	0	0	0	0	0	0	0	0	W	29-13
11/22	at Chargers	S	1	1	0	0.0	0.0	0	0	0	1	17	17	1	1	0	0	0	0	0	0	0	0	0	0	W	33-3
11/29	Bills	S	0	0	0	0.0	0.0	0	0	0	0	0	0	0	0	0	0	0	0	0	0	0	0	0	0	W	30-22
12/06	at Raiders										INACTIVE															W	34-20
12/13	Chargers										INACTIVE															W	10-3
12/20	at Ravens										INACTIVE															W	34-14
12/27	Browns										INACTIVE															W	17-13
01/03	Raiders										INACTIVE															W	23-17
<b>2015 TOTALS</b>		<b>11-11</b>	<b>30</b>	<b>25</b>	<b>5</b>	<b>7.5</b>	<b>54.0</b>	<b>9</b>	<b>50</b>	<b>13</b>	<b>2</b>	<b>16</b>	<b>17</b>	<b>1</b>	<b>6</b>	<b>1</b>	<b>0</b>	<b>0</b>	<b>0</b>	<b>0</b>	<b>0</b>	<b>0</b>	<b>0</b>	<b>0</b>	<b>0</b>	<b>0</b>	<b>11-5</b>

### 2016 GAME-BY-GAME REGULAR SEASON STATISTICS (CHIEFS)

DATE	OPPONENT	P/S	TACKLES						INTERCEPTIONS				FUMBLES			ST			MISC		W/L	SCORE					
			TK	S	A	SK	YDS	TFL	YDS	QBH	NO	YDS	LG	TD	PD	FF	FR	YDS	TK	S			A	FF	FR	S	A
09/11	Chargers										ACTIVE/PUP															W	33-27+
09/18	at Texans										ACTIVE/PUP															L	12-19
09/25	Jets										ACTIVE/PUP															W	24-3
10/02	at Steelers										ACTIVE/PUP															L	14-43
10/16	at Raiders										ACTIVE/PUP															W	26-10
10/23	Saints										ACTIVE/PUP															W	27-21
10/30	at Colts										ACTIVE/PUP															W	30-14
11/06	Jaguars										ACTIVE/PUP															W	19-14
11/13	at Panthers										INACTIVE															W	20-17
11/20	Buccaneers	S	2	2	0	0.0	0.0	1	7	1	0	0	0	0	0	0	0	0	0	0	0	0	0	0	0	L	17-19
11/27	at Broncos	S	10	10	0	3.0	17.0	4	12	3	0	0	0	0	1	1	0	0	0	0	0	0	0	0	0	W	30-27+
12/04	at Falcons	S	4	4	0	1.0	0.0	1	2	1	0	0	0	0	0	0	0	0	0	0	0	0	0	0	0	W	29-28
12/08	Raiders	S	5	4	1	0.0	0.0	0	0	1	0	0	0	0	0	0	0	0	0	0	0	0	0	0	0	W	21-13
12/18	Titans	S	0	0	0	0.0	0.0	0	0	0	0	0	0	0	0	0	0	0	0	0	0	0	0	0	0	L	17-19
12/25	Broncos										ON INACTIVE LIST															W	33-10
01/01	at Chargers										INACTIVE															W	37-27
<b>2016 TOTALS</b>		<b>5-5</b>	<b>21</b>	<b>20</b>	<b>1</b>	<b>4.0</b>	<b>17.0</b>	<b>6</b>	<b>21</b>	<b>6</b>	<b>0</b>	<b>0</b>	<b>0</b>	<b>0</b>	<b>1</b>	<b>1</b>	<b>0</b>	<b>0</b>	<b>0</b>	<b>0</b>	<b>0</b>	<b>0</b>	<b>0</b>	<b>0</b>	<b>0</b>	<b>0</b>	<b>12-4</b>

+ - Overtime

### 2017 GAME-BY-GAME REGULAR SEASON STATISTICS (CHIEFS)

DATE	OPPONENT	P/S	TACKLES						INTERCEPTIONS				FUMBLES			ST			MISC		W/L	SCORE					
			TK	S	A	SK	YDS	TFL	YDS	QBH	NO	YDS	LG	TD	PD	FF	FR	YDS	TK	S			A	FF	FR	S	A
09/07	at Patriots	S	5	4	1	2.0	12.0	2	12	4	0	0	0	0	0	0	0	0	0	0	0	0	0	0	0	W	42-27
09/17	Eagles	S	5	5	0	1.0	3.0	3	11	2	0	0	0	0	1	0	0	0	0	0	0	0	0	0	0	W	27-20
09/24	at Chargers	S	6	4	2	1.0	11.0	1	11	2	0	0	0	0	2	0	0	0	0	0	0	0	0	0	0	W	24-10
10/02	Washington	S	3	3	0	0.0	0.0	1	4	0	0	0	0	0	0	1	13	0	0	0	0	0	0	0	0	W	29-20
10/08	at Texans	S	3	2	1	1.5	4.0	1	1	2	0	0	0	0	0	0	0	0	0	0	0	0	0	0	0	W	42-34
10/15	Steelers	S	4	2	2	0.0	0.0	0	0	0	0	0	0	0	0	0	0	0	0	0	0	0	0	0	0	L	13-19
10/19	at Raiders	S	3	3	0	0.0	0.0	1	2	0	0	0	0	0	1	0	0	0	0	0	0	0	0	0	0	L	30-31
10/30	Broncos	S	6	5	1	2.0	10.0	2	10	3	0	0	0	0	0	0	0	0	0	0	0	0	0	0	0	W	29-19
11/05	at Cowboys	S	2	2	0	0.0	0.0	0	0	2	0	0	0	0	0	0	0	0	0	0	0	0	0	0	0	L	17-28
11/19	at Giants	S	7	5	2	0.0	0.0	1	1	0	0	0	0	0	0	0	0	0	0	0	0	0	0	0	0	L	9-12+
11/26	Bills	S	4	3	1	1.0	8.0	2	11	2	0	0	0	0	0	0	0	0	0	0	0	0	0	0	0	L	10-16
12/03	at Jets	S	0	0	0	0.0	0.0	0	0	1	0	0	0	0	0	0	0	0	0	0	0	0	0	0	0	L	31-38
12/10	Raiders	S	5	3	2	1.0	6.0	1	6	1	0	0	0	0	0	0	0	0	0	0	0	0	0	0	0	W	26-15
12/16	Chargers	S	3	3	0	0.0	0.0	0	0	1	0	0	0	0	1	0	0	0	0	0	0	0	0	0	0	W	30-13
12/24	Dolphins	S	3	2	1	0.0	0.0	1	5	0	0	0	0	0	0	0	0	0	0	0	0	0	0	0	0	W	29-13
12/31	at Broncos										DID NOT PLAY (NON-INJURY)															W	27-24
<b>2017 TOTALS</b>		<b>15-15</b>	<b>59</b>	<b>46</b>	<b>13</b>	<b>9.5</b>	<b>54.0</b>	<b>16</b>	<b>74</b>	<b>20</b>	<b>0</b>	<b>0</b>	<b>0</b>	<b>0</b>	<b>5</b>	<b>0</b>	<b>1</b>	<b>13</b>	<b>0</b>	<b>0</b>	<b>0</b>	<b>0</b>	<b>0</b>	<b>0</b>	<b>0</b>	<b>0</b>	<b>10-6</b>

+ - Overtime





### 2018 GAME-BY-GAME REGULAR SEASON STATISTICS (CHIEFS)

DATE	OPPONENT	P/S	TACKLES							INTERCEPTIONS				FUMBLES			ST			MISC		W/L	SCORE			
			TK	S	A	SK	YDS	TFL	YDS	QBH	NO	YDS	LG	TD	PD	FF	FR	YDS	TK	S	A			FF	FR	S
09/09	at Chargers	S	1	0	1	0.0	0.0	0	0	0	0	0	0	0	0	0	0	0	0	0	0	0	0	0	W	38-28
09/16	at Steelers	S	4	2	2	0.0	0.0	0	0	0	0	0	0	0	0	0	0	0	0	0	0	0	0	0	W	42-37
09/23	49ers	S	4	4	0	2.0	8.0	2	2	2	2	2	2	0	0	0	0	2	0	0	0	0	0	0	W	38-27
10/01	at Broncos	S	2	2	0	1.0	7.0	1	7	1	1	1	1	0	0	0	0	0	0	0	0	0	0	0	W	27-23
10/07	Jaguars	S	0	0	0	0.0	0.0	0	0	0	1	1	1	0	0	0	0	0	0	0	0	0	0	0	W	30-14
10/14	at Patriots																							L	40-43	
10/21	Bengals																							W	45-10	
10/28	Broncos																							W	30-23	
11/04	at Browns																							W	37-21	
11/11	Cardinals	S	1	1	0	0.0	0.0	0	0	1	1	1	1	0	0	0	0	0	0	0	0	0	0	0	W	26-14
11/19	at Rams	S	4	4	0	1.0	12.0	1	1	0	0	0	0	0	0	0	1	0	0	0	0	0	0	0	L	51-54
12/02	at Raiders	S	2	2	0	0.0	0.0	1	1	1	1	1	1	0	0	0	0	0	1	0	0	0	0	0	W	40-33
12/09	Ravens	S	6	5	1	1.0	13.0	1	0	0	0	0	0	0	0	0	1	1	0	0	0	0	0	0	W	27-24+
12/13	Chargers	S	5	2	3	1.5	2.5	0	0	2	2	2	2	0	0	0	0	0	0	0	0	0	0	0	L	28-29
12/23	at Seahawks	S	3	3	0	1.0	3.0	2	4	2	2	2	2	0	0	0	0	0	0	0	0	0	0	0	L	31-38
12/30	Raiders	S	5	3	2	1.5	11.0	0	0	2	2	2	2	0	0	0	0	1	1	0	0	0	0	0	W	35-3
<b>2018 TOTALS</b>		<b>12-12</b>	<b>37</b>	<b>28</b>	<b>9</b>	<b>9.0</b>	<b>56.5</b>	<b>8</b>	<b>15</b>	<b>12</b>	<b>1</b>	<b>4</b>	<b>4</b>	<b>0</b>	<b>1</b>	<b>5</b>	<b>3</b>	<b>0</b>	<b>0</b>	<b>0</b>	<b>0</b>	<b>0</b>	<b>0</b>	<b>0</b>	<b>12-4</b>	

+ - Overtime

### 2019 GAME-BY-GAME REGULAR SEASON STATISTICS (COLTS)

DATE	OPPONENT	P/S	TACKLES							INTERCEPTIONS				FUMBLES			ST			MISC		W/L	SCORE				
			TK	S	A	SK	YDS	TFL	YDS	QBH	NO	YDS	LG	TD	PD	FF	FR	YDS	TK	S	A			FF	FR	S	A
09/08	at Chargers	S	4	3	1	1.0	3.0	1	3	1	1	1	1	0	0	0	0	0	0	0	0	0	0	0	0	L	24-30+
09/15	at Titans	S	4	1	3	0.0	0.0	0	0	1	1	1	1	0	0	0	0	0	0	0	0	0	0	0	0	W	19-17
09/22	Falcons	S	2	2	0	0.0	0.0	0	0	1	1	1	1	0	0	0	0	0	0	0	0	0	0	0	0	W	27-24
09/29	Raiders	S	1	1	0	0.0	0.0	0	0	0	0	0	0	0	0	0	0	1	0	0	0	0	0	0	L	24-31	
10/06	at Chiefs	S	4	3	1	1.0	8.0	2	9	1	1	1	1	0	0	0	0	0	0	0	0	0	0	0	0	W	19-13
10/20	Texans	S	3	3	0	2.0	11.0	2	11	4	4	4	4	0	0	0	0	0	0	0	0	0	0	0	0	W	30-23
10/27	Broncos	S	3	3	0	1.0	6.0	1	6	1	1	1	1	0	0	0	0	0	0	0	0	0	0	0	0	W	15-13
11/03	at Steelers	S	3	2	1	1.0	8.0	1	8	1	1	1	1	0	0	0	0	1	1	0	0	0	0	0	0	L	24-26
11/10	Dolphins	S	3	3	0	1.0	6.0	1	6	2	2	2	2	0	0	0	0	0	0	0	0	0	0	0	0	L	12-16
11/17	Jaguars	S	1	1	0	1.0	8.0	1	8	2	2	2	2	0	0	0	0	0	0	0	0	0	0	0	0	W	33-13
11/21	at Texans	S	5	4	1	0.0	0.0	1	3	0	0	0	0	0	0	0	0	0	0	0	0	0	0	0	0	L	17-20
12/01	Titans	S	1	1	0	0.0	0.0	1	2	0	0	0	0	0	0	0	0	0	1	0	0	0	0	0	0	L	17-31
12/08	at Buccaneers	S	5	2	3	1.0	7.0	1	7	1	1	1	1	0	0	0	0	0	0	0	0	0	0	0	0	L	35-38
12/16	at Saints	S	2	1	1	0.0	0.0	0	0	1	1	1	1	0	0	0	0	0	0	0	0	0	0	0	0	L	7-34
12/22	Panthers	S	2	2	0	1.0	9.0	1	9	2	2	2	2	0	0	0	0	0	0	0	0	0	0	0	0	W	38-6
12/29	at Jaguars	S	1	1	0	1.0	0.0	0	0	0	0	0	0	0	0	0	0	1	0	0	0	0	0	0	0	L	20-38
<b>2019 TOTALS</b>		<b>16-16</b>	<b>44</b>	<b>33</b>	<b>11</b>	<b>11.0</b>	<b>66.0</b>	<b>13</b>	<b>72</b>	<b>18</b>	<b>0</b>	<b>0</b>	<b>0</b>	<b>0</b>	<b>0</b>	<b>2</b>	<b>3</b>	<b>0</b>	<b>0</b>	<b>0</b>	<b>0</b>	<b>0</b>	<b>0</b>	<b>0</b>	<b>7-9</b>		

+ - Overtime

### 2013 GAME-BY-GAME POSTSEASON STATISTICS (CHIEFS)

DATE	OPPONENT	P/S	TACKLES							INTERCEPTIONS				FUMBLES			ST			MISC		W/L	SCORE					
			TK	S	A	SK	YDS	TFL	YDS	QBH	NO	YDS	LG	TD	PD	FF	FR	YDS	TK	S	A			FF	FR	S	A	
01/04	at Colts	S	4	3	1	1.0	7.0	1	7	3	3	3	3	0	0	0	0	1	0	1	7	0	0	0	0	0	L	44-45
<b>2013 TOTALS</b>		<b>1-1</b>	<b>4</b>	<b>3</b>	<b>1</b>	<b>1.0</b>	<b>7.0</b>	<b>1</b>	<b>7</b>	<b>3</b>	<b>0</b>	<b>0</b>	<b>0</b>	<b>0</b>	<b>1</b>	<b>0</b>	<b>1</b>	<b>7</b>	<b>0</b>	<b>0</b>	<b>0</b>	<b>0</b>	<b>0</b>	<b>0</b>	<b>0</b>	<b>0-1</b>		

### 2015 GAME-BY-GAME POSTSEASON STATISTICS (CHIEFS)

DATE	OPPONENT	P/S	TACKLES							INTERCEPTIONS				FUMBLES			ST			MISC		W/L	SCORE					
			TK	S	A	SK	YDS	TFL	YDS	QBH	NO	YDS	LG	TD	PD	FF	FR	YDS	TK	S	A			FF	FR	S	A	
01/09	at Texans	S	3	2	1	0.0	0.0	0	0	1	1	1	1	0	0	0	0	0	0	0	0	0	0	0	0	0	W	30-0
01/16	at Patriots	P	0	0	0	0.0	0.0	0	0	0	0	0	0	0	0	0	0	0	0	0	0	0	0	0	0	0	L	20-27
<b>2015 TOTALS</b>		<b>2-1</b>	<b>3</b>	<b>2</b>	<b>1</b>	<b>0.0</b>	<b>0.0</b>	<b>0</b>	<b>0</b>	<b>1</b>	<b>0</b>	<b>0</b>	<b>0</b>	<b>0</b>	<b>0</b>	<b>0</b>	<b>0</b>	<b>0</b>	<b>0</b>	<b>0</b>	<b>0</b>	<b>0</b>	<b>0</b>	<b>0</b>	<b>0</b>	<b>1-1</b>		

### 2016 GAME-BY-GAME POSTSEASON STATISTICS (CHIEFS)

DATE	OPPONENT	P/S	TACKLES							INTERCEPTIONS				FUMBLES			ST			MISC		W/L	SCORE				
			TK	S	A	SK	YDS	TFL	YDS	QBH	NO	YDS	LG	TD	PD	FF	FR	YDS	TK	S	A			FF	FR	S	A
01/15	Steelers	S	6	5	1	0.0	0.0	0	0	0	0	0	0	0	0	0	0	0	0	0	0	0	0	0	0	L	16-18
<b>2016 TOTALS</b>		<b>1-1</b>	<b>6</b>	<b>5</b>	<b>1</b>	<b>0.0</b>	<b>0.0</b>	<b>0</b>	<b>0</b>	<b>0</b>	<b>0</b>	<b>0</b>	<b>0</b>	<b>0</b>	<b>0</b>	<b>0</b>	<b>0</b>	<b>0</b>	<b>0</b>	<b>0</b>	<b>0</b>	<b>0</b>	<b>0</b>	<b>0</b>	<b>0</b>	<b>0-1</b>	







## 2017 GAME-BY-GAME POSTSEASON STATISTICS (CHIEFS)

DATE	OPPONENT	P/S	TACKLES					INTERCEPTIONS				FUMBLES			ST				MISC		W/L	SCORE					
			TK	S	A	SK	YDS	TFL	YDS	QBH	NO	YDS	LG	TD	PD	FF	FR	YDS	TK	S			A	FF	FR	S	A
01/06	Titans	S	2	2	0	1.0	1.0	1	1	2	0	0	0	0	1	0	0	0	0	0	0	0	0	0	0	L	21-22
<b>2017 TOTALS</b>			<b>1-1</b>	<b>2</b>	<b>2</b>	<b>0</b>	<b>1.0</b>	<b>1.0</b>	<b>1</b>	<b>1</b>	<b>2</b>	<b>0</b>	<b>0</b>	<b>0</b>	<b>0</b>	<b>1</b>	<b>0</b>	<b>0</b>	<b>0</b>	<b>0</b>	<b>0</b>	<b>0</b>	<b>0</b>	<b>0</b>	<b>0</b>	<b>0-1</b>	

## 2018 GAME-BY-GAME POSTSEASON STATISTICS (CHIEFS)

DATE	OPPONENT	P/S	TACKLES					INTERCEPTIONS				FUMBLES			ST				MISC		W/L	SCORE					
			TK	S	A	SK	YDS	TFL	YDS	QBH	NO	YDS	LG	TD	PD	FF	FR	YDS	TK	S			A	FF	FR	S	A
01/12	Colts	S	2	2	0	2.0	15.0	2	15	2	0	0	0	0	1	0	1	0	0	0	0	0	0	0	0	W	31-13
01/20	Patriots	S	2	2	0	0.0	0.0	0	0	0	0	0	0	0	0	0	0	0	0	0	0	0	0	0	L	31-37+	
<b>2018 TOTALS</b>			<b>2-2</b>	<b>4</b>	<b>4</b>	<b>0</b>	<b>2.0</b>	<b>15.0</b>	<b>2</b>	<b>15</b>	<b>2</b>	<b>0</b>	<b>0</b>	<b>0</b>	<b>1</b>	<b>0</b>	<b>1</b>	<b>0</b>	<b>0</b>	<b>0</b>	<b>0</b>	<b>0</b>	<b>0</b>	<b>0</b>	<b>0</b>	<b>1-1</b>	

+- Overtime



# 83

# MARCUS JOHNSON

WIDE RECEIVER



## 6-1 • 207

NFL EXP: 4 (3rd Year with Colts)

BORN: 8/5/94



## TEXAS



Johnson was originally acquired by the Colts in a trade with the Seattle Seahawks on September 1, 2018.

### DOWN THE STRETCH

**Pregame ritual:** I listen to music and try and get into that zone and mode to visualize what you are going to do for that game. Then I call my agent and pray with him.

**Bucket list:** I would love to make a hip hop album. I want to travel the world and go to Japan.

**Pets:** I have a dog named Prince. I plan on getting another one too.

**Pet peeve:** When people smack when they eat.

**Favorite artist:** Growing up it was 50 Cent, Rick Ross, T.I. and Lil Wayne. Now Little Baby Gunner. There is a lot.

**Favorite TV show:** "Walking Dead"

**Mentors:** My head coach in high school, Clint Hartman. We still talk to this day. My dad was a huge influence on me too.

**Strangest thing you enjoy eating:** Alligator

### GRINDING THROUGH ADVERSITY

Going into his senior season, Johnson was ready to leave his mark and propel himself to draft boards. "Your senior year is the year that you need to capitalize." He tore his meniscus the spring before, but was able to come back and play in the first game. Then, a high-ankle sprain happened and it lingered all season. "It was a bad season, to be honest." But he was still motivated to play in the league even though people around him said it wasn't worth it. "To be honest, a lot of people encouraged me not to do it. They told me to focus on school and participate in the Pro Day, but other than that you just need to focus on your degree. That wasn't a problem at all, but you have to be your own man and do your own thing." He went undrafted and is now in his fifth year in the league. "To me, it's always about believing in myself and pressing forward."



@Mojomdj



@mojomdj



### NFL HIGHLIGHTS

- In four seasons with the Colts and Eagles, he has appeared in 23 games (six starts) and has totaled 28 receptions for 424 yards and three touchdowns. He also has one rushing attempt and two kickoff returns for 37 yards.
- Appeared in eight games (six starts) in 2019 and recorded 17 receptions for 277 yards and two touchdowns. In Week 11 vs. Jacksonville, he led the team with four receptions for 38 yards and one touchdown. In Week 13 vs. Tennessee, he recorded four receptions for a career-high 55 yards. In Week 14 at Tampa Bay, he finished with three receptions for a career-high 105 yards and one touchdown. It was his first game with 100-plus receiving yards.
- In 2018, appeared in five games and totaled six receptions for 102 yards and one touchdown. Also had one rushing attempt. In Week 6 at the New York Jets, he recorded his first career touchdown on a 34-yard reception and had 52 receiving yards. Was placed on Injured Reserve on October 16, 2018.
- In 2017, he appeared in 10 games and had five receptions for 45 yards.
- He spent most of the year on the Eagles practice squad in 2016 and did not appear in a game.

### COLLEGE HIGHLIGHTS

- Appeared in 42 games (18 starts) at Texas and accumulated 61 receptions for 793 yards and four touchdowns.
- As a senior, played in 10 games (seven starts) and totaled 12 receptions for 130 yards and one touchdown.
- In 2014, he appeared in 13 games (seven starts) and had 27 receptions for 313 yards and one touchdown. He also added 10 kickoff returns for 191 yards.
- As a sophomore, he played in 11 games (four starts) and had 22 receptions for 350 yards and two touchdowns. His 15.9 yards per reception was a team-high. He also tallied seven kickoff returns for 144 yards and two rushes for 19 yards.
- In 2012, appeared in eight games and didn't record any offensive stats. He played mostly on special teams.

### PERSONAL

- Attended Clear Springs High School in League City, Texas and accumulated 110 receptions for 2,051 yards and 21 touchdowns while rushing for 379 yards and one touchdown in his final three seasons.
- Selected to the All-Greater Houston first-team as a senior.
- Named a second-team all-state at kick returner by the Texas Sports Writers Association.
- Ranked as the 79th best wide receiver by ESPN.
- Majored in physical culture and sports.
- A native of League City, Texas.

### ADDITIONAL TRANSACTIONS

- Signed to the Colts active roster from the practice squad on November 9, 2019.
- Signed to the Indianapolis practice squad on October 1, 2019.
- Waived by the Colts on September 9, 2019.
- Acquired by Indianapolis in a trade with the Seattle Seahawks on September 1, 2018.
- Acquired by the Seahawks in a trade with the Philadelphia Eagles on March 14, 2018.
- Signed by the Eagles to a reserve/future contract on January 2, 2017.
- Signed to the Philadelphia practice squad on December 2, 2016.
- Released from the Eagles practice squad on September 13, 2016.
- Signed to the Philadelphia practice squad on September 5, 2016.
- Waived by the Eagles on September 3, 2016.
- Signed by Philadelphia as an undrafted free agent on May 5, 2016.





## MARCUS JOHNSON'S - NFL REGULAR SEASON STATISTICS

DATE	TEAM	GP	GS	RECEIVING					RUSHING					
				NO.	YDS	AVG	LG	TD	NO.	YDS.	AVG.	LG	TD	
2016	Eagles	0	0	0	0	0.0	0	0	0	0	0	0.0	0	0
2017	Eagles	10	0	5	45	9.0	16	0	0	0	0.0	0	0	0
2018	Colts	5	0	6	102	17.0	34t	1	1	-2	-2.0	-2	0	0
2019	Colts	8	6	17	277	16.3	50	2	0	0	0.0	0	0	0
<b>TOTALS</b>		<b>23</b>	<b>6</b>	<b>28</b>	<b>424</b>	<b>15.1</b>	<b>50</b>	<b>3</b>	<b>1</b>	<b>-2</b>	<b>-2.0</b>	<b>0</b>	<b>0</b>	<b>0</b>

## MARCUS JOHNSON'S - NFL POSTSEASON STATISTICS

DATE	TEAM	GP	GS	RECEIVING					RUSHING					
				NO.	YDS	AVG	LG	TD	NO.	YDS.	AVG.	LG	TD	
2017	Eagles	0	0	0	0	0.0	0	0	0	0	0.0	0	0	0
2018	Colts	0	0	0	0	0.0	0	0	0	0	0.0	0	0	0
<b>TOTALS</b>		<b>0</b>	<b>0</b>	<b>0</b>	<b>0</b>	<b>0.0</b>	<b>0</b>	<b>0</b>	<b>0</b>	<b>0</b>	<b>0.0</b>	<b>0</b>	<b>0</b>	<b>0</b>

## MARCUS JOHNSON'S - NFL REGULAR SEASON STATISTICS

DATE	TEAM	RET.	KICKOFF RETURNS				PUNT RETURNS						
			YDS.	AVG.	LG	TD	NO.	FC	YDS	AVG	LG	TD	
2016	Eagles	0	0	0.0	0	0	0	0	0	0.0	0	0	0
2017	Eagles	0	0	0.0	0	0	0	0	0	0.0	0	0	0
2018	Colts	1	23	23.0	23	0	0	0	0	0.0	0	0	0
2019	Colts	1	14	14.0	14	0	0	0	0	0.0	0	0	0
<b>TOTALS</b>		<b>2</b>	<b>37</b>	<b>18.5</b>	<b>23</b>	<b>0</b>	<b>0</b>	<b>0</b>	<b>0</b>	<b>0.0</b>	<b>0</b>	<b>0</b>	<b>0</b>

## MARCUS JOHNSON'S - NFL POSTSEASON STATISTICS

DATE	TEAM	RET.	KICKOFF RETURNS				PUNT RETURNS						
			YDS.	AVG.	LG	TD	NO.	FC	YDS	AVG	LG	TD	
2017	Eagles	0	0	0.0	0	0	0	0	0	0.0	0	0	0
2018	Colts	0	0	0.0	0	0	0	0	0	0.0	0	0	0
<b>TOTALS</b>		<b>0</b>	<b>0</b>	<b>0.0</b>	<b>0</b>	<b>0</b>	<b>0</b>	<b>0</b>	<b>0</b>	<b>0.0</b>	<b>0</b>	<b>0</b>	<b>0</b>

## SINGLE-GAME HIGHS: RUSHING/RECEIVING

**Rush Attempts** 1 at Philadelphia Eagles, Sep 23, 2018  
**Receptions** 4 vs. Tennessee Titans, Dec 01, 2019  
 ...1 more at 4.

**Receiving Yards** 105 at Tampa Bay Buccaneers, Dec 08, 2019  
 55 vs. Tennessee Titans, Dec 01, 2019  
 52 at New York Jets, Oct 14, 2018

**Longest Receptions** 50 at Tampa Bay Buccaneers, Dec 08, 2019  
 46t at Tampa Bay Buccaneers, Dec 08, 2019  
 34t at New York Jets, Oct 14, 2018

**Receiving TDs** 1 at Tampa Bay Buccaneers, Dec 08, 2019  
 ...2 more at 1.

**All-purpose yards** 105 at Tampa Bay Buccaneers, Dec 08, 2019  
 75 at New York Jets, Oct 14, 2018  
 55 vs. Tennessee Titans, Dec 01, 2019

**Kickoff Returns** 1 at Houston Texans, Nov 21, 2019  
 ...1 more at 1.

**Kickoff Return Yards** 23 at New York Jets, Oct 14, 2018  
 14 at Houston Texans, Nov 21, 2019

**Longest Kickoff Return** 23 at New York Jets, Oct 14, 2018  
 14 at Houston Texans, Nov 21, 2019

**Special Teams Tackles** 1 at Philadelphia Eagles, Sep 23, 2018  
**Most TDs** 1 at Tampa Bay Buccaneers, Dec 08, 2019  
 ...2 more at 1.

## 100-YARD RECEIVING GAMES (1): REGULAR SEASON

DATE	TEAM	NO.	YDS.	AVG.	LG	TD
12/08/19	at Buccaneers	3	105	35.0	50	1



# 83

# MARCUS JOHNSON

WIDE RECEIVER



## 2016 GAME-BY-GAME REGULAR SEASON STATISTICS (EAGLES)

DATE	OPPONENT	P/S	RECEIVING					RUSHING					W/L	SCORE	
			NO	YDS	AVG	LG	TD	NO	YDS	AVG	LG	TD			
09/11	Browns													W	29-10
09/19	at Bears													W	29-14
09/25	Steelers													W	34-3
10/23	Vikings													W	21-10
10/30	at Cowboys													L	23-29+
11/06	at Giants													L	23-28
11/13	Falcons													W	24-15
11/20	at Seahawks													L	15-26
11/28	Packers													L	13-27
12/04	at Bengals													L	14-32
12/18	at Ravens													L	26-27
01/01	Cowboys													W	27-13
<b>2016 TOTALS</b>		<b>0-0</b>	<b>0</b>	<b>0</b>	<b>0.0</b>	<b>0</b>	<b>0</b>	<b>0</b>	<b>0</b>	<b>0.0</b>	<b>0</b>	<b>0</b>	<b>0</b>	<b>6-6</b>	

+ - Overtime

## 2017 GAME-BY-GAME REGULAR SEASON STATISTICS (EAGLES)

DATE	OPPONENT	P/S	RECEIVING					RUSHING					W/L	SCORE	
			NO	YDS	AVG	LG	TD	NO	YDS	AVG	LG	TD			
09/10	at Washington	P	0	0	0.0	0	0	0	0.0	0	0	0	0	W	30-17
09/17	at Chiefs													L	20-27
09/24	Giants	P	0	0	0.0	0	0	0	0.0	0	0	0	W	27-24	
10/01	at Chargers	P	0	0	0.0	0	0	0	0.0	0	0	0	W	26-24	
10/08	Cardinals	P	1	6	6.0	6	0	0	0.0	0	0	0	W	34-7	
10/12	at Panthers	P	1	16	16.0	16	0	0	0.0	0	0	0	W	28-23	
10/23	Washington	P	0	0	0.0	0	0	0	0.0	0	0	0	W	34-24	
10/29	49ers	P	0	0	0.0	0	0	0	0.0	0	0	0	W	33-10	
11/05	Broncos	P	0	0	0.0	0	0	0	0.0	0	0	0	W	51-23	
11/19	at Cowboys	P	0	0	0.0	0	0	0	0.0	0	0	0	W	37-9	
11/26	Bears												W	31-3	
12/03	at Seahawks												L	10-24	
12/10	at Rams												W	43-35	
12/17	at Giants												W	34-29	
12/25	Raiders												W	19-10	
12/31	Cowboys	P	3	23	7.7	16	0	0	0.0	0	0	0	L	0-6	
<b>2017 TOTALS</b>		<b>10-0</b>	<b>5</b>	<b>45</b>	<b>9.0</b>	<b>16</b>	<b>0</b>	<b>0</b>	<b>0</b>	<b>0.0</b>	<b>0</b>	<b>0</b>	<b>13-3</b>		

## 2018 GAME-BY-GAME REGULAR SEASON STATISTICS (COLTS)

DATE	OPPONENT	P/S	RECEIVING					RUSHING					W/L	SCORE	
			NO	YDS	AVG	LG	TD	NO	YDS	AVG	LG	TD			
09/09	Bengals													L	23-34
09/16	at Washington	P	0	0	0.0	0	0	0	0.0	0	0	0	W	21-9	
09/23	at Eagles	P	0	0	0.0	0	0	1	-2	-2.0	-2	0	L	16-20	
09/30	Texans	P	2	24	12.0	16	0	0	0.0	0	0	0	L	34-37+	
10/04	at Patriots	P	2	26	13.0	17	0	0	0.0	0	0	0	L	24-38	
10/14	at Jets	P	2	52	26.0	34t	1	0	0.0	0	0	0	L	34-42	
10/21	Bills												W	37-5	
10/28	at Raiders												W	42-28	
11/11	Jaguars												W	29-26	
11/18	Titans												W	38-10	
11/25	Dolphins												W	27-24	
12/02	at Jaguars												L	0-6	
12/09	at Texans												W	24-21	
12/16	Cowboys												W	23-0	
12/23	Giants												W	28-27	
12/30	at Titans												W	33-17	
<b>2018 TOTALS</b>		<b>5-0</b>	<b>6</b>	<b>102</b>	<b>17.0</b>	<b>34t</b>	<b>1</b>	<b>1</b>	<b>-2</b>	<b>-2.0</b>	<b>-2</b>	<b>0</b>	<b>10-6</b>		

+ - Overtime



@Mojomdj



@mojomdj



## 2019 GAME-BY-GAME REGULAR SEASON STATISTICS (COLTS)

DATE	OPPONENT	P/S	RECEIVING				RUSHING				W/L	SCORE	
			NO	YDS	AVG	LG	TD	NO	YDS	AVG			LG
09/08	at Chargers											L	24-30+
10/06	at Chiefs											W	19-13
10/20	Texans											W	30-23
10/27	Broncos											W	15-13
11/03	at Steelers											L	24-26
11/10	Dolphins	P	1	9	9.0	9	0	0	0.0	0	0	L	12-16
11/17	Jaguars	S	4	38	9.5	17	1	0	0.0	0	0	W	33-13
11/21	at Texans	S	0	0	0.0	0	0	0	0.0	0	0	L	17-20
12/01	Titans	P	4	55	13.8	19	0	0	0.0	0	0	L	17-31
12/08	at Buccaneers	S	3	105	35.0	50	1	0	0.0	0	0	L	35-38
12/16	at Saints	S	2	37	18.5	20	0	0	0.0	0	0	L	7-34
12/22	Panthers	S	1	2	2.0	2	0	0	0.0	0	0	W	38-6
12/29	at Jaguars	S	2	31	15.5	16	0	0	0.0	0	0	L	20-38
<b>2019 TOTALS</b>		<b>8-6</b>	<b>17</b>	<b>277</b>	<b>16.3</b>	<b>50</b>	<b>2</b>	<b>0</b>	<b>0.0</b>	<b>0</b>	<b>0</b>	<b>5-8</b>	

+ - Overtime

## 2017 GAME-BY-GAME POSTSEASON STATISTICS (EAGLES)

DATE	OPPONENT	P/S	RECEIVING				RUSHING				W/L	SCORE	
			NO	YDS	AVG	LG	TD	NO	YDS	AVG			LG
01/13	Falcons											W	15-10
01/21	Vikings											W	38-7
02/04	at Patriots											W	41-33
<b>2017 TOTALS</b>		<b>0-0</b>	<b>0</b>	<b>0</b>	<b>0.0</b>	<b>0</b>	<b>0</b>	<b>0</b>	<b>0.0</b>	<b>0</b>	<b>0</b>	<b>3-0</b>	

## 2018 GAME-BY-GAME POSTSEASON STATISTICS (COLTS)

DATE	OPPONENT	P/S	RECEIVING				RUSHING				W/L	SCORE	
			NO	YDS	AVG	LG	TD	NO	YDS	AVG			LG
01/05	at Texans											W	21-7
01/12	at Chiefs											L	13-31
<b>2018 TOTALS</b>		<b>0-0</b>	<b>0</b>	<b>0</b>	<b>0.0</b>	<b>0</b>	<b>0</b>	<b>0</b>	<b>0.0</b>	<b>0</b>	<b>0</b>	<b>1-1</b>	



6

CHAD KELLY

QUARTERBACK



6-2 • 216

NFL EXP: 3 (2nd Year with Colts)

BORN: 3/26/94

*Ole Miss* MISSISSIPPI



Kelly was originally signed by the Colts as a free agent on May 20, 2019.

## DOWN THE STRETCH

**What is on your bucket list:** Bringing an NBA team to Buffalo.

**Do you have any nicknames:** The Kidd

**Who is your favorite artist:** Rich Rocka

**Do you have any hidden talents:** I am pretty good at lacrosse.

**What is one thing you can't live without:** Music

**Hobbies outside of football:** Being with family, buying clothes

**Who was your favorite athlete growing up:** Peyton Manning

**What is your favorite movie:** "Independence Day"

**What is your pregame ritual:** I participate in warmups with lightly tied cleats. Sometimes I don't tie them at all.

**What is your favorite vacation spot:** San Diego

**What is the best advice you have gotten:** It's not how you start, but how you finish.

**What was your "welcome to the NFL" moment:** It was my first-ever play in a regular season game. I came in to kneel the ball to end the half and Aaron Donald came up to me and said some nice things to me.

**Who is your mentor:** My high school coach, Dennis Gilbert.

**What is your favorite food:** La Nova pizza

@Chadkelly\_6

@ckelly\_6



## A FAMILIAR FACE

Kelly has been playing quarterback for most of his life, trying to emulate the career of his uncle. Jim Kelly played for the Bills from 1986-96 and is in the Pro Football Hall of Fame. Jim's backup from 1986-94 was none other than Frank Reich. Kelly and Reich still stay in touch and Kelly even came out to the Colts win against the Buffalo Bills during the 2018 season.



## NFL HIGHLIGHTS

- In 2019, he was active for one week, but did not see game action.
- He appeared in one game in 2018 and did not record any stats with Denver.
- In 2017, he spent the season on the NFI/Injured Reserve list with the Broncos.

## COLLEGE HIGHLIGHTS

- Appeared in 39 games (34 starts) between his time at Clemson (2012-13), East Mississippi Junior College (2014) and Mississippi (2015-16) and went 816-of-1,256 for 10,763 yards and 97 touchdowns. He also added 1,395 yards rushing on 263 attempts with 20 touchdowns.
- In 2016 at Mississippi, he earned Second Team All-SEC after he started nine games and completed 205-of-328 passes for 2,758 yards and 19 touchdowns. Also added 81 rushes for 332 yards and five touchdowns.
- In his first season at Mississippi, he earned Second Team All-SEC recognition after he started 13 games and completed 298-of-458 passes for 4,042 yards and 31 touchdowns. He helped set Ole Miss single-season records for total offense (4,542 yards), completions (303), completion percentage (65.1), passing yards (4,042) and passing touchdowns (31). He was named a Manning Award finalist.
- In his lone season at East Mississippi Junior College, he led his team to a 12-0 record and the NJCAA National Championship after starting 12 games and completing 303-of-453 passes for 3,906 yards and 47 touchdowns as well as 59 rushes for 446 yards and four touchdowns. Also earned NJCAA First Team All-America honors.
- At Clemson in 2013, he appeared in five games and completed 10-of-17 passes for 57 yards and added 16 rushes for 117 yards and one touchdown.
- He redshirted the 2012 season as a true freshman.

## PERSONAL

- Attended St. Joseph's Collegiate Institute in Buffalo, N.Y.
- As a senior, he passed for 3,050 yards and 27 touchdowns and also rushed for 991 yards and 14 touchdowns.
- As a junior, he led his team to the state championship game and passed for 2,159 yards and 24 touchdowns while also adding 1,059 rushing yards and 15 rushing touchdowns.
- Participated in multiple community events with the Colts in 2019, including the Colts Youth Football Camp, annual Playground Build, and Haunted Runway show with kids who were battling cancer.
- Also played basketball and lacrosse.
- Majored in general studies.
- Named to the SEC Academic Honor Roll in 2015-16.
- A native of Buffalo.

## ADDITIONAL TRANSACTIONS

- Signed to the Colts active roster from the practice squad on November 9, 2019.
- Signed to the Indianapolis practice squad on September 19, 2019.
- Waived by the Colts on September 18, 2019.
- Signed by Indianapolis as a free agent on May 20, 2019.
- Waived by the Denver Broncos on October 24, 2018.
- Selected by the Broncos in the seventh round (253rd overall) of the 2017 NFL Draft.





## CHAD KELLY'S - NFL REGULAR SEASON STATISTICS

DATE	TEAM	GP	GS	ATT.	CMP.	PCT.	YDS	AVG.	TD	INT.	LG	SK	LST	RATE
2017	Broncos	0	0	0	0	0.0	0	0.0	0	0	0	0	0	0.0
2018	Broncos	1	0	0	0	0.0	0	0.0	0	0	0	0	0	0.0
2019	Colts	0	0	0	0	0.0	0	0.0	0	0	0	0	0	0.0
<b>TOTALS</b>		<b>1</b>	<b>0</b>	<b>0</b>	<b>0</b>	<b>0.0</b>	<b>0</b>	<b>0.0</b>	<b>0</b>	<b>0</b>	<b>0</b>	<b>0</b>	<b>0</b>	<b>0.0</b>

## CHAD KELLY'S - NFL REGULAR SEASON STATISTICS

DATE	TEAM	NO.	YDS.	AVG.	LG	TD
2017	Broncos	0	0	0.0	0	0
2018	Broncos	1	-1	-1.0	0	0
2019	Colts	0	0	0.0	0	0
<b>TOTALS</b>		<b>1</b>	<b>-1</b>	<b>-1.0</b>	<b>0</b>	<b>0</b>

## CHAD KELLY'S - NFL REGULAR SEASON STATISTICS

DATE	TEAM	GP	GS	PASSING											RUSHING					
				ATT.	CMP.	PCT.	YDS	AVG.	TD	INT.	LG	SK	LST	RATE	NO.	YDS.	AVG.	LG	TD	
2017	Broncos	0	0	0	0	0.0	0	0.0	0	0	0	0	0	0	0.0	0	0	0.0	0	0
2018	Broncos	1	0	0	0	0.0	0	0.0	0	0	0	0	0	0.0	1	-1	-1.0	0	0	0
2019	Colts	0	0	0	0	0.0	0	0.0	0	0	0	0	0	0.0	0	0	0.0	0	0	0
<b>TOTALS</b>		<b>1</b>	<b>0</b>	<b>0</b>	<b>0</b>	<b>0.0</b>	<b>0</b>	<b>0.0</b>	<b>0</b>	<b>0</b>	<b>0</b>	<b>0</b>	<b>0</b>	<b>0.0</b>	<b>1</b>	<b>-1</b>	<b>-1.0</b>	<b>0</b>	<b>0</b>	<b>0</b>

## SINGLE-GAME HIGHS: QUARTERBACK

### Rush Attempts

1 vs. Los Angeles Rams, Oct 14, 2018

## 2017 GAME-BY-GAME REGULAR SEASON STATISTICS (BRONCOS)

DATE	OPPONENT	P/S	PASSING													RUSHING				W/L	SCORE					
			ATT	CMP	YDS	PCT	Y/A	Y/C	TD	INT	LG	SK	YD	RATE	ATT	YDS	LG	TD								
09/17	Cowboys																							W	42-17	
09/24	at Bills																								L	16-26
10/01	Raiders																								W	16-10
10/15	Giants																								L	10-23
10/30	at Chiefs																								L	19-29
11/05	at Eagles																								L	23-51
11/12	Patriots																								L	16-41
11/19	Bengals																								L	17-20
11/26	at Raiders																								L	14-21
12/03	at Dolphins																								L	9-35
12/10	Jets																								W	23-0
12/14	at Colts																								W	25-13
12/24	at Washington																								L	11-27
12/31	Chiefs																								L	24-27
<b>2017 TOTALS</b>		<b>0-0</b>	<b>0</b>	<b>0</b>	<b>0</b>	<b>0.0</b>	<b>0.0</b>	<b>0.0</b>	<b>0</b>	<b>0</b>	<b>0</b>	<b>0/0</b>	<b>0.0</b>	<b>0</b>	<b>0</b>	<b>0</b>	<b>0</b>	<b>0</b>	<b>0</b>	<b>0</b>	<b>0</b>	<b>0</b>	<b>0</b>	<b>4-10</b>		

## 2018 GAME-BY-GAME REGULAR SEASON STATISTICS (BRONCOS)

DATE	OPPONENT	P/S	PASSING													RUSHING				W/L	SCORE					
			ATT	CMP	YDS	PCT	Y/A	Y/C	TD	INT	LG	SK	YD	RATE	ATT	YDS	LG	TD								
09/09	Seahawks																								W	27-24
09/16	Raiders																								W	20-19
09/23	at Ravens																								L	14-27
10/01	Chiefs																								L	23-27
10/07	at Jets																								L	16-34
10/14	Rams	P	0	0	0	0.0	0.0	0.0	0	0	0	0/0	0.0	1	-1	-1	0								L	20-23
10/18	at Cardinals																								W	45-10
10/28	at Chiefs																								L	23-30
<b>2018 TOTALS</b>		<b>1-0</b>	<b>0</b>	<b>0</b>	<b>0</b>	<b>0.0</b>	<b>0.0</b>	<b>0.0</b>	<b>0</b>	<b>0</b>	<b>0</b>	<b>0/0</b>	<b>0.0</b>	<b>1</b>	<b>-1</b>	<b>-1</b>	<b>0</b>	<b>3-5</b>								





## 2019 GAME-BY-GAME REGULAR SEASON STATISTICS (COLTS)

DATE	OPPONENT	P/S	PASSING											RUSHING				W/L	SCORE					
			ATT	CMP	YDS	PCT	Y/A	Y/C	TD	INT	LG	SK/YD	RATE	ATT	YDS	LG	TD							
09/08	at Chargers																					L	24-30+	
09/15	at Titans																						W	19-17
09/22	Falcons																						W	27-24
09/29	Raiders																						L	24-31
10/06	at Chiefs																						W	19-13
10/20	Texans																						W	30-23
10/27	Broncos																						W	15-13
11/03	at Steelers																						L	24-26
11/10	Dolphins																						L	12-16
11/17	Jaguars																						W	33-13
11/21	at Texans																						L	17-20
12/01	Titans																						L	17-31
12/08	at Buccaneers																						L	35-38
12/16	at Saints																						L	7-34
12/22	Panthers																						W	38-6
12/29	at Jaguars																						L	20-38
<b>2019 TOTALS</b>		<b>0-0</b>	<b>0</b>	<b>0</b>	<b>0</b>	<b>0.0</b>	<b>0.0</b>	<b>0.0</b>	<b>0</b>	<b>0</b>	<b>0</b>	<b>0/0</b>	<b>0.0</b>	<b>0</b>	<b>0</b>	<b>0</b>	<b>0</b>	<b>0</b>	<b>0</b>	<b>0</b>	<b>0</b>	<b>0</b>	<b>7-9</b>	

+ - Overtime



# 78 RYAN KELLY

CENTER



6-4 • 307

NFL EXP: 5 (5th Year with Colts)

BORN: 5/30/93



ALABAMA



Kelly was selected by the Colts in the first round (18th overall) of the 2016 NFL Draft.

## DOWN THE STRETCH

**Favorite team and/or athlete outside of football:**

Cincinnati Reds and Nashville Predators

**Favorite musician and/or song:** George Strait -

"Clear Blue Sky"

**Hobbies outside of football:** Golfing, fishing and

hunting

**Favorite food:** Steak

**Favorite vacation spot:** Siesta Key, Fla.

**If you could have lunch with someone, living or**

**dead, who would it be:** Johnny Cash

**Favorite movie:** "The Patriot"

**What's the one thing you couldn't live without:**

Relationships with my friends and family

**What is your pregame ritual:** I get to the stadium

a little early. I drink a 20-ounce coffee. Kind of relax a little bit, and then I start getting treatment. I'll listen to music until about five minutes before.

**What's on your bucket list:** I always wanted to go to Ireland. One of my uncles actually went over there and met some of our distant cousins through Ancestry.com. I always wanted to do that. And then, honestly, I eventually just want to have a farm with a pond and do whatever I want.

**What was your "welcome to the NFL" moment:**

My rookie year, preseason, I was blocking the Eagles front seven. I was trying to block Fletcher Cox and all these big name dudes, and I was kind of holding my own. Then you kind of learn how more relaxed preseason is than the actual season, but that was a cool moment for me playing against a lot of guys that I've been watching since I was a kid.

**Who was your mentor:** Bob Odum was my offensive line coach in high school. He ultimately made me move from guard to center, so I have a lot to thank him for. He taught me how to lift weights, how to play with strength and how to play bigger than what you actually are.

**What is the best piece of advice you have**

**received:** 'What you do speaks so loudly that I can't hear what you say.' And that's from Nick Saban. He uses that all the time. I love that piece.



@RYAN\_KELLY70



@RYANKELLY70



### PRO BOWLER RYAN KELLY

Kelly was named to the 2020 Pro Bowl for his first career Pro Bowl selection. Kelly joined teammates Jack Doyle, Quenton Nelson and Darius Leonard in Orlando. It marked the first time the Colts had two offensive linemen represented in the Pro Bowl since 2006 (tackle Tarik Glenn and center Jeff Saturday).



In 2016, Ryan Kelly became the first center selected by Indianapolis in the first round of any NFL Draft. He was 1-of-11 rookies in the NFL to start all 16 games and was 1-of-2 rookie centers to start every contest. Kelly joined Steve McKinney (1998, LG), Tarik Glenn (1997, RG), Adam Meadows (1997, LT) and Ron Solt (1984, RG) as the only Colts offensive linemen to start all 16 games as a rookie. He is also the only Colts center to start all 16 games as a rookie in team history.



### THREE-TIME NATIONAL CHAMPION

# 2015

With Alabama from 2011-15, Kelly was part of three Crimson Tide national championships. Kelly won BCS Championships as a redshirt freshman in 2011 and again the following season where he competed in 10 games. Kelly and Alabama were College Football Playoff National Champions in 2015 concluding his career with the Crimson Tide.

### CONCERNS OF POLICE SURVIVORS

Ryan was raised in a police family. His father, Dave, served on the force for nearly 30 years. "I grew up in that community, met a lot of great people in that community and also have seen the struggle," Kelly said. "It's the toughest job that you could have right now." This first-hand experience inspired Ryan to get involved with the Concerns of Police Survivors organization. He has promoted the group through the NFL's My Cause My Cleats initiative each of the last three years (2017-19) and was a guest speaker at the Indiana chapter's 2018 banquet. "Any time they can get good exposure in the media, I think that helps them out a lot. For those men and women who have laid their lives on the line, I just want to give back for them."

### FOOTBALL IN THE FAMILY

Ryan's brother, Mike, attended the Naval Academy and competed as a linebacker on the football team. Following the 2016 season, he became a commissioned Second Lieutenant in the United States Marine Corps.



### NFL HIGHLIGHTS

- In four seasons with the Colts, has started all 51 games he has played in at center.
- Started 16 games in 2019 and was named to his first Pro Bowl after he helped Marlon Mack become the first Colts 1,000-yard single-season rusher since 2016. In Week 1, he helped Marlon Mack rush for a career-high 174 yards. It was the most by a Colts running back since Dominic Rhodes rushed for 177 yards against Atlanta in 2001. In Week 11 vs. Jacksonville, he helped the Colts rush for 264 yards, which is the 12th highest total in team history and the most for the Colts since 11/21/04 against Chicago (275).
- Started 12 games in 2018 and was part of an offensive line that ranked first in the NFL in fewest sacks allowed. He helped protect Andrew Luck during a 464-yard, four





## NFL HIGHLIGHTS CONT...

- touchdown performance in Week 4. In Weeks 7 and 8, he started both games and helped the Colts rush for over 200 yards in back-to-back games, which was the first time in the same season since 1985. Was part of an offensive line that didn't allow a sack in five straight games, which tied the New York Giants (2010) and Tennessee Titans (2008) for the third-longest streak since 1982. Started two postseason games and helped the Colts rush for a postseason franchise-record 200 yards during AFC Wild Card weekend.
- In 2017, started seven games he competed in at center and was inactive for another nine contests. Blocked for a Colts offense that averaged 284.6 yards per game as Jacoby Brissett threw for 3,098 yards and 13 touchdowns. Placed on Injured Reserve on December 18, 2017.
  - Started all 16 games at center in his rookie season and blocked for a Colts offense that ranked tied for fifth in the NFL in passing yards per game (262.6), seventh in points scored (397) and 10th in yards per game (364.4). Opened rushing lanes for running back Frank Gore who logged the team's first 1,000-yard rushing season since 2007.
  - Was 1-of-11 rookies in the NFL to start all 16 games, 1-of-5 rookie offensive linemen to start all 16 and 1-of-2 rookie centers to start all 16.
  - Joined Steve McKinney (1998, LG), Tarik Glenn (1997, RG), Adam Meadows (1997, LT) and Ron Solt (1984, RG) as the only Colts offensive linemen to start all 16 games as a rookie. He is also the only Colts center to start all 16 games as a rookie.

## COLLEGE HIGHLIGHTS

- Played in 46 games (36 starts) at the University of Alabama where he was a three-year starter at center and helped lead the Crimson Tide to the 2015 National Championship.
- Did not allow a sack during his final two seasons while missing just 15 assignments on 1,818 snaps during that span.
- Was named the Rimington Trophy Award winner, given annually to the nation's top center, following his senior season.
- As a senior team captain, started all 15 games for the National Champion Crimson Tide.
- Was a consensus First Team All-America selection earning first-team honors from Walter Camp, *USA Today*, *Sporting News*, FWAA and the AFCA.
- Named Second Team Associated Press All-America and was named to the All-SEC first-team by conference coaches and the AP.
- Received the Jacobs Blocking Trophy, which is given to the conference's top lineman.
- Named SEC Scholar Athlete of the Year.
- Was named a semifinalist for the Outland Trophy, which is given to the nation's top interior lineman and a semifinalist for the Campbell Award.

## COLLEGE HIGHLIGHTS CONT...

- Started 12 games as a junior including the SEC Championship and College Football Playoff games on an offensive line that allowed just 16.0 sacks on the year ranking second in the conference and 14th nationally.
- Started nine games in 2013 and was part of an offensive line that ranked 23rd nationally and fourth in the SEC for fewest sacks allowed per game (1.31). Blocked for 205.6 rushing yards per game (25th-most nationally) and 454.1 total yards per game (33rd-most nationally) that ranked as the second-most in a single season in Crimson Tide history.
- Saw action in 10 games coming off the bench as a redshirt freshman.
- Named to the SEC All-Freshman team.
- Redshirted as a true freshman in 2011.

## PERSONAL

- Attended Lakota West High School in West Chester, Ohio where he was named an Under Armour All-America choice and was rated the No. 2 center by *Scout.com*, the No. 4 center by ESPNU and the No. 6 center by *Rivals.com*.
- As a senior, was named a Third Team Division 1 All-Ohio selection.
- Was an all-conference and all-city first-team choice as a junior in 2009.
- Visited Kokomo, Ind. following tornadoes that hit the area in 2016, met with locals and helped load donated food working with the Red Cross.
- Distributed backpacks full of books to foster children as part of the Colts Books for Youth event.
- Sang carols and distributed gifts to patients at Riley Hospital during the holidays.
- Earned his bachelor's degree in business management and his master's degree in marketing from Alabama.
- Participated in Caroling for Riley Hospital for Children in 2019.
- Engaged to his fiancée, Emma
- A native of West Chester, Ohio.





## RYAN KELLY'S - NFL REGULAR SEASON STATISTICS

DATE	TEAM	GP	GS
2016	Colts	16	16
2017	Colts	7	7
2018	Colts	12	12
2019	Colts	16	16
<b>TOTALS</b>		<b>51</b>	<b>51</b>

## RYAN KELLY'S - NFL POSTSEASON STATISTICS

DATE	TEAM	GP	GS
2018	Colts	2	2
<b>TOTALS</b>		<b>2</b>	<b>2</b>

## 2016 GAME-BY-GAME REGULAR SEASON STATISTICS (COLTS)

DATE	OPPONENT	P/S	W/L	SCORE
09/11	Lions	S	L	35-39
09/18	at Broncos	S	L	20-34
09/25	Chargers	S	W	26-22
10/02	at Jaguars	S	L	27-30
10/09	Bears	S	W	29-23
10/16	at Texans	S	L	23-26+
10/23	at Titans	S	W	34-26
10/30	Chiefs	S	L	14-30
11/06	at Packers	S	W	31-26
11/20	Titans	S	W	24-17
11/24	Steelers	S	L	7-28
12/05	at Jets	S	W	41-10
12/11	Texans	S	L	17-22
12/18	at Vikings	S	W	34-6
12/24	at Raiders	S	L	25-33
01/01	Jaguars	S	W	24-20
<b>2016 TOTALS</b>		<b>16-16</b>	<b>8-8</b>	

+- Overtime

## 2017 GAME-BY-GAME REGULAR SEASON STATISTICS (COLTS)

DATE	OPPONENT	P/S	W/L	SCORE
09/10	at Rams		L	9-46
09/17	Cardinals		L	13-16+
09/24	Browns		W	31-28
10/01	at Seahawks		L	18-46
10/08	49ers	S	W	26-23+
10/16	at Titans	S	L	22-36
10/22	Jaguars	S	L	0-27
10/29	at Bengals	S	L	23-24
11/05	at Texans	S	W	20-14
11/12	Steelers	S	L	17-20
11/26	Titans	S	L	16-20
12/03	at Jaguars		L	10-30
12/10	at Bills		L	7-13+
12/14	Broncos		L	13-25
12/23	at Ravens		L	16-23
12/31	Texans		W	22-13
<b>2017 TOTALS</b>		<b>7-7</b>	<b>4-12</b>	

+- Overtime





## 2018 GAME-BY-GAME REGULAR SEASON STATISTICS (COLTS)

DATE	OPPONENT	P/S	W/L	SCORE
09/09	Bengals	S	L	23-34
09/16	at Washington	S	W	21-9
09/23	at Eagles	S	L	16-20
09/30	Texans	S	L	34-37+
10/04	at Patriots	S	L	24-38
10/14	at Jets	S	L	34-42
10/21	Bills	S	W	37-5
10/28	at Raiders	S	W	42-28
11/11	Jaguars	S	W	29-26
11/18	Titans	S	W	38-10
11/25	Dolphins		W	27-24
12/02	at Jaguars		L	0-6
12/09	at Texans		W	24-21
12/16	Cowboys	S	W	23-0
12/23	Giants	S	W	28-27
12/30	at Titans		W	33-17
<b>2018 TOTALS</b>		<b>12-12</b>	<b>10-6</b>	

+ - Overtime

## 2019 GAME-BY-GAME REGULAR SEASON STATISTICS (COLTS)

DATE	OPPONENT	P/S	W/L	SCORE
09/08	at Chargers	S	L	24-30+
09/15	at Titans	S	W	19-17
09/22	Falcons	S	W	27-24
09/29	Raiders	S	L	24-31
10/06	at Chiefs	S	W	19-13
10/20	Texans	S	W	30-23
10/27	Broncos	S	W	15-13
11/03	at Steelers	S	L	24-26
11/10	Dolphins	S	L	12-16
11/17	Jaguars	S	W	33-13
11/21	at Texans	S	L	17-20
12/01	Titans	S	L	17-31
12/08	at Buccaneers	S	L	35-38
12/16	at Saints	S	L	7-34
12/22	Panthers	S	W	38-6
12/29	at Jaguars	S	L	20-38
<b>2019 TOTALS</b>		<b>16-16</b>	<b>7-9</b>	

+ - Overtime

## 2018 GAME-BY-GAME POSTSEASON STATISTICS (COLTS)

DATE	OPPONENT	P/S	W/L	SCORE
01/05	at Texans	S	W	21-7
01/12	at Chiefs	S	L	13-31
<b>2018 TOTALS</b>		<b>2-2</b>	<b>1-1</b>	



53

DARIUS LEONARD

LINEBACKER



6-2 • 230

NFL EXP: 3 (3rd Year with Colts)

BORN: 7/27/95

SOUTH  
CAROLINA  
STATE

Leonard was selected by the Colts in the second round (36th overall) of the 2018 NFL Draft.

## DOWN THE STRETCH

**Pregame ritual:** I warmup the same exact way at the same exact time every game. I do the same drills just to try and get my body going.

**What's on your bucket list:** I want to be a Pro Bowler, Super Bowl champion and Defensive Player of the Year. Off the field, I want to start my own foundation to give back to my community. I want to start my own Maniac Foundation so that kids in my community back home have somewhere to be besides school.

**Favorite TV show:** "Law and Order SVU"

**Strangest thing you enjoy eating:** Fish eyes

## THE MANIAC

Leonard is known for his energy both on and off the field. He wanted to go to Clemson, but they never offered him a scholarship. He made sure to make them feel his presence when he had the opportunity to play them in 2016. Although S.C. State lost, Leonard had 19 total tackles. "The next day on campus everybody was calling me maniac so it kind of just went from there." He has embraced the nickname and tries to emulate it every time he steps on the field. "If you see me at 5:30 in the morning at practice you will see why they call me Maniac because I scream at the top of my lungs just having fun and doing crazy stuff."

## A STUDENT AND TEACHER OF THE GAME

When Leonard was at S.C. State, he would make trips back home to coach players back at his high school. "We started our season a little later than them so every time I could go home I would and every time I could watch film on their opponents I would. I would give little hints when I saw some things that guys were doing." With his help, his former high school, Lake View High School in South Carolina, won a state title in 2016. He plans to coach when his playing career is over because he enjoys seeing the players succeed. "It was pretty rewarding."



@DSLEON45




@MR\_HIGHFLYER10






### SECOND-YEAR STANDOUT

In Leonard's second year in the NFL, he was named Second Team All-Pro and to the 2020 Pro Bowl. It was his second consecutive year making an AP All-Pro team and his first career Pro Bowl. Leonard started 13 games in 2019 and finished with 121 tackles (71 solo), 7.0 tackles for loss, 5.0 sacks, seven passes defended, five interceptions and two forced fumbles.



### DEFENSIVE ROOKIE OF THE YEAR

Leonard was named the 2018 AP Defensive Rookie of the Year. He is just the third player in team history to win the award, joining Vernon Maxwell (1983) and Duane Bickett (1985). A rookie out of South Carolina State, Leonard became the first non-FBS conference player to win Associated Press Defensive Rookie of the Year honors since Hugh Douglas (Central State) in 1995. He is the first Defensive Rookie of the Year award winner to lead the league in tackles since Luke Kuechly in 2012. Leonard is also the first Defensive Rookie of Year winner that was drafted outside of the first round since DeMeco Ryans in 2006 (second round, 33rd overall). He became the first player to register at least 125 tackles, 7.0 sacks and four forced fumbles in a single season since Bryan Cox in 1992.




### DEFENSIVE ROOKIE OF THE MONTH

In 2018 started his NFL career by winning the Defensive Rookie of the Month Award in September after finishing the month ranking first in total tackles (54) and solo tackles (38), third in tackles for loss (7.0) and tied for sixth in sacks (4.0). He ended the month being the only player in the NFL with at least 25 tackles and 4.0 sacks. Since 1994, Leonard's 54 tackles through the first four games are the most by any player in a team's first four games. In Week 2, he was awarded Defensive Player of the Week and Pepsi Rookie of the Week after a 19 tackle (15 solo), 1.0 tackle for loss, 1.0 sack, one pass defended and one forced fumble performance.



### A FAMILY MENTOR

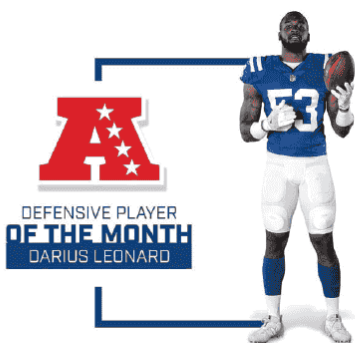
Leonard's half-brother, Anthony Waters, was selected in the third round of the 2007 NFL Draft by the San Diego Chargers and also played for the New Orleans Saints and spent time with the Buffalo Bills. Waters is retired now, but Leonard says he has received plenty of advice from him so far in his career. "He told me to outwork the guy beside me and if I look to my left and right I am doing the wrong thing because I can only control what I can control." Waters also made sure Leonard knew that careers can end quickly. "He just told me to keep my eyes focused and to not take it for granted because it could be over in a split second."





### DEFENSIVE PLAYER OF THE MONTH

In 2018, Leonard was named AFC Defensive Player of the Month for the month of December. It marked the first time that he won the award in his career. Leonard joined Edgerrin James (1999) as the only Colts to win AFC Player of the Month recognition as a rookie. In the month of December, Leonard totaled 49 tackles (34 solo), 3.0 tackles for loss, 1.0 sack, five passes defended and one interception. He was one of just two players in the NFL to tally at least 40 tackles, 3.0 tackles for loss, 1.0 sack and one interception.



### NFL HIGHLIGHTS

- Has started 28 games and has totaled 284 tackles (182 solo), 19.0 tackles for loss, 12.0 sacks, seven interceptions (one returned for a touchdown, 15 passes defended, six forced fumbles and two fumble recoveries).
- Started 13 games in 2019 and had 121 tackles (71 solo), 7.0 tackles for loss, 5.0 sacks, seven passes defended, five interceptions and two forced fumbles. He was named to his first career Pro Bowl, Second Team Associated Press All-Pro and to the PFWA All-AFC team. In Week 1 at the Los Angeles Chargers, he tied for the team lead with eight tackles (four solo) and one pass defended. In Week 2 at Tennessee, he led the team in tackles (10) and added 1.0 tackle for loss and 1.0 sack. In Week 7 vs. Houston, he led the team in tackles (10) and added one pass defended and one interception. In Week 8 vs. Denver, he led the team in tackles (10) and added 1.0 tackle for loss and 1.0 sack. He eclipsed 200 career tackles and became the fastest player to reach that plateau since at least 2000. In Week 10 vs. Miami, he had a season-high 13 tackles (11 solo), 2.0 tackles for loss, 1.0 sack, two passes defended, one interception and one forced fumble. In Week 13 vs. Tennessee, he tallied 11 tackles (five solo), 1.0 tackle for loss and 2.0 sacks. His 2.0 sacks tied for his single-game career-high. In Week 14 at Tampa Bay, he totaled nine tackles (three solo), 1.0 tackle for loss, two passes defended and two interceptions with one returned for a touchdown. He became the first player since at least 1982 to record 10-plus sacks and five-plus interceptions in his first 25 games.

### NFL HIGHLIGHTS CONT...

- In 2018, Leonard started 15 games and led the league with 163 tackles (111 solo), 12.0 tackles for loss, 7.0 sacks, two interceptions, eight passes defended, four forced fumbles and two fumble recoveries. He became the first rookie to lead the league in tackles since Luke Kuechly in 2012. He was named AP First Team All-Pro. Leonard and teammate Quenton Nelson joined Alan Ameche (1955), Milt Davis (1957) and Edgerrin James (1999) as the only Colts rookies to be selected Associated Press First Team All-Pro. Leonard and Nelson also became the first rookie tandem to be named AP First Team All-Pro since Dick Butkus and Gale Sayers (Chicago) did it in 1965. Leonard was also named AP Defensive Rookie of the Year. He was just the third player in team history to win the award, joining Vernon Maxwell (1983) and Duane Bickett (1985). Leonard was named the PFWA Defensive Player of the Year and was also selected by the PFWA to their All-AFC and All-Rookie Teams. In Week 1, he started his first NFL game and led the team in tackles with nine (six solo) and had a fumble recovery. He was the first Colts rookie to lead the team in tackles in his first start since Henry Anderson in 2015. In Week 2 at Washington, he had a team-high 19 tackles (15 solo), 1.0 tackle for loss, 1.0 sack, one pass defended and one forced fumble. His 19 tackles are the most by a Colt since 9/25/11. He was named the AFC Defensive Player of the Week as well as Pepsi Rookie of the Week. In Week 3 at Philadelphia, he had a team-leading 13 tackles (nine solo), 5.0 tackles for loss, 2.0 sacks and one pass defended. In Week 4 vs. Houston, he had a team-high 13 tackles (eight solo), 1.0 tackle for loss and 1.0 sack. In Week 6 at the New York Jets, he had eight tackles (four solo) and one forced fumble. In Week 7 vs. Buffalo, he had a team-high 17 tackles (12 solo) and a fumble recovery. In Week 8 at Oakland, he was voted Pepsi Rookie of the Week after he led the team in tackles with nine (four solo) and had one forced fumble. In Week 11 vs. Tennessee, he had seven tackles (five solo), 1.0 sack, one interception, one pass defended and one forced fumble. His interception was the first of his career. In Week 12 vs. Miami, he led the team in tackles (10) and solo tackles (nine) and also had 1.0 sack and 1.0 tackle for loss. In Week 14 at Houston, he tied for the team-high in tackles (12) and solo tackles (nine) and had 1.0 sack, 1.0 tackle for loss and one pass defended. In Week 15 vs. Dallas, he had a team-high 11 tackles (nine solo), 1.0 tackle for loss and two passes defended. In Week 16 vs. the New York Giants, he had a team-high nine tackles (eight solo). In Week 17 at Tennessee, he was named AFC Defensive Player of the Week after he led the team in tackles (eight) and had two passes defended and an interception. He passed Jeff Herrod (160) for the most tackles in a single season in franchise history. He became the first Colts rookie to win Defensive Player of the Week twice. He joined Marvin Harrison and Edgerrin James as the only rookies to win





### NFL HIGHLIGHTS CONT...

Player of the Week honors multiple times as a rookie. Started two postseason games and led the team with 27 tackles (15 solo), 1.0 tackle for loss, one forced fumble, one fumble recovery and one pass defensed. Leonard's 27 tackles in the postseason are the third-most in a single postseason in team history since 1994. In the AFC Divisional Round at Kansas City, he led the team with 14 tackles (10 solo), 1.0 tackle for loss, one forced fumble and one fumble recovery. Since 1994, Leonard is one of three Colts players (Jerrell Freeman and Gary Brackett) to have 10 tackles and a forced fumble in a playoff game. His 14 tackles in a playoff game is the second most in team history.

### COLLEGE HIGHLIGHTS

- Started all 43 games in four seasons (2014-17) as a linebacker at South Carolina State and led the team in tackles in three seasons (2014, 2016-17).
- Set the all-time school record with 394 tackles (274 solo). Also tallied 53.0 tackles for loss, 21.5 sacks, six interceptions, eight forced fumbles, three fumble recoveries and two blocked kicks.
- Earned First Team All-Mid-Eastern Athletic Conference (MEAC) honors in three consecutive seasons (2015-17).
- Named the MEAC Defensive Player of the Year in back-to-back seasons (2016-17).
- As a senior in 2017, started all 10 games and was named the MEAC Defensive Player of the Year for the second straight year. Recorded a team-high 113 tackles (73 solo), 11.5 tackles for loss, 8.0 sacks, two interceptions and one forced fumble.
- Started all 11 games in 2016 and was named the MEAC Defensive Player of the Year. Tallied a team-high 124 tackles (78 solo), 14.5 tackles for loss, 3.5 sacks, two interceptions, four forced fumbles and two blocked kicks.
- Started all 11 games at linebacker in 2015 and earned First Team All-MEAC honors for the first time in his career. Totaled 70 tackles (50 solo), 13.5 tackles for loss, 5.0 sacks, two interceptions, one forced fumble and one fumble recovery.
- In 2014, started every game (11) as a redshirt freshman and led the team with 87 tackles (73 solo), earning him the MEAC Freshman of the Year award. Also finished with 13.5 tackles for loss, 5.0 sacks, two forced fumbles and two fumble recoveries.

### PERSONAL

- Attended Lake View (S.C.) High School.
- Leonard's brother, Anthony Waters, played linebacker at Clemson. He was selected in the third round (96th overall) of the 2007 NFL Draft by the San Diego Chargers. He also spent time with the New Orleans Saints and Buffalo Bills.
- Was honored by his hometown Lake View, S.C. on March 16, 2019, which was declared Darius Leonard Day as he was given the key to the city.
- Hosted a free football camp and bike giveaway in his hometown in 2018.
- Participated in multiple community events with the Colts in 2019, including the Colts Youth Football Camp, Haunted Runway show with kids battling cancer and Pros vs. GI Joes event.
- Married to his wife, Kayla, and they have a daughter, Mia.





### DARIUS LEONARD'S - NFL REGULAR SEASON STATISTICS

DATE	TEAM	GP	GS	TACKLES										INTERCEPTIONS				FUMBLES			ST			MISC		
				TK	S	A	TFL	YDS	SK	YDS	QBH	NO	YDS	LG	TD	PD	FF	FR	YDS	TK	S	A	FF	FR	S	A
2018	Colts	15	15	163	111	52	12	53	7.0	48.0	8	2	38	28	0	8	4	2	0	0	0	0	0	0	0	0
2019	Colts	13	13	121	71	50	7	24	5.0	26.5	6	5	92	80	1	7	2	0	0	0	0	0	0	0	0	
<b>TOTALS</b>		<b>28</b>	<b>28</b>	<b>284</b>	<b>182</b>	<b>102</b>	<b>19</b>	<b>77</b>	<b>12.0</b>	<b>74.5</b>	<b>14</b>	<b>7</b>	<b>130</b>	<b>80</b>	<b>1</b>	<b>15</b>	<b>6</b>	<b>2</b>	<b>0</b>	<b>0</b>	<b>0</b>	<b>0</b>	<b>0</b>	<b>0</b>	<b>0</b>	

### DARIUS LEONARD'S - NFL POSTSEASON STATISTICS

DATE	TEAM	GP	GS	TACKLES										INTERCEPTIONS				FUMBLES			ST			MISC		
				TK	S	A	TFL	YDS	SK	YDS	QBH	NO	YDS	LG	TD	PD	FF	FR	YDS	TK	S	A	FF	FR	S	A
2018	Colts	2	2	27	15	12	1	5	0.0	0.0	0	0	0	0	0	1	1	1	0	0	0	0	0	0	0	
<b>TOTALS</b>		<b>2</b>	<b>2</b>	<b>27</b>	<b>15</b>	<b>12</b>	<b>1</b>	<b>5</b>	<b>0.0</b>	<b>0.0</b>	<b>0</b>	<b>0</b>	<b>0</b>	<b>0</b>	<b>0</b>	<b>1</b>	<b>1</b>	<b>1</b>	<b>0</b>	<b>0</b>	<b>0</b>	<b>0</b>	<b>0</b>	<b>0</b>	<b>0</b>	

#### SINGLE-GAME HIGHS: DEFENSIVE

- Total Tackles** 19 at Washington Redskins, Sep 16, 2018  
17 vs. Buffalo Bills, Oct 21, 2018  
13 vs. Miami Dolphins, Nov 10, 2019  
...2 more at 13.
- Sacks** 2.0 vs. Tennessee Titans, Dec 01, 2019  
...1 more at 2.0.
- Passes Defensed** 2 at Tampa Bay Buccaneers, Dec 08, 2019  
...3 more at 2.
- Forced Fumbles** 1 at Houston Texans, Nov 21, 2019  
...5 more at 1.
- Fumble Recoveries** 1 vs. Buffalo Bills, Oct 21, 2018  
...1 more at 1.
- Tackles For Loss** 5 at Philadelphia Eagles, Sep 23, 2018  
2 vs. Miami Dolphins, Nov 10, 2019  
1 at Jacksonville Jaguars, Dec 29, 2019  
...11 more at 1.
- Interceptions** 2 at Tampa Bay Buccaneers, Dec 08, 2019  
1 at Jacksonville Jaguars, Dec 29, 2019  
...4 more at 1.
- Interception Return Yards** 91 at Tampa Bay Buccaneers, Dec 08, 2019  
28 at Tennessee Titans, Dec 30, 2018  
10 vs. Tennessee Titans, Nov 18, 2018

#### SINGLE-GAME HIGHS - POSTSEASON: DEFENSIVE

- Total Tackles** 14 at Kansas City Chiefs, Jan 12, 2019  
13 at Houston Texans, Jan 05, 2019
- Passes Defensed** 1 at Houston Texans, Jan 05, 2019
- Forced Fumbles** 1 at Kansas City Chiefs, Jan 12, 2019
- Fumble Recoveries** 1 at Kansas City Chiefs, Jan 12, 2019
- Tackles For Loss** 1 at Kansas City Chiefs, Jan 12, 2019

#### 2018 GAME-BY-GAME REGULAR SEASON STATISTICS (COLTS)

DATE	OPPONENT	P/S	TACKLES										INTERCEPTIONS				FUMBLES			ST			MISC				
			TK	S	A	SK	YDS	TFL	YDS	QBH	NO	YDS	LG	TD	PD	FF	FR	YDS	TK	S	A	FF	FR	S	A		
09/09	Bengals	S	9	6	3	0.0	0.0	0	0	0	0	0	0	0	0	0	1	0	0	0	0	0	0	0	L	23-34	
09/16	at Washington	S	19	15	4	1.0	10.0	1	10	1	0	0	0	0	1	1	0	0	0	0	0	0	0	0	W	21-9	
09/23	at Eagles	S	13	9	4	2.0	19.0	5	26	2	0	0	0	0	1	0	0	0	0	0	0	0	0	0	L	16-20	
09/30	Texans	S	13	8	5	1.0	5.0	1	5	1	0	0	0	0	0	0	0	0	0	0	0	0	0	0	L	34-37+	
10/04	at Patriots		[LEGACY] INJURED/DID NOT PLAY																								
10/14	at Jets	S	8	4	4	0.0	0.0	0	0	0	0	0	0	0	0	1	0	0	0	0	0	0	0	0	L	24-38	
10/21	Bills	S	17	12	5	0.0	0.0	0	0	0	0	0	0	0	0	1	0	0	0	0	0	0	0	0	W	34-42	
10/28	at Raiders	S	9	4	5	0.0	0.0	0	0	0	1	0	0	0	0	1	0	0	0	0	0	0	0	0	W	37-5	
11/11	Jaguars	S	9	5	4	0.0	0.0	1	0	0	0	0	0	0	0	0	0	0	0	0	0	0	0	0	W	42-28	
11/18	Titans	S	7	5	2	1.0	2.0	0	0	1	1	10	10	0	1	1	0	0	0	0	0	0	0	0	W	29-26	
11/25	Dolphins	S	10	9	1	1.0	3.0	1	3	1	0	0	0	0	0	0	0	0	0	0	0	0	0	0	W	38-10	
12/02	at Jaguars	S	9	4	5	0.0	0.0	1	0	0	0	0	0	0	0	0	0	0	0	0	0	0	0	0	L	27-24	
12/09	at Texans	S	12	9	3	1.0	9.0	1	9	1	0	0	0	0	1	0	0	0	0	0	0	0	0	0	W	0-6	
12/16	Cowboys	S	11	9	2	0.0	0.0	1	0	0	0	0	0	0	2	0	0	0	0	0	0	0	0	0	W	24-21	
12/23	Giants	S	9	8	1	0.0	0.0	0	0	0	0	0	0	0	0	0	0	0	0	0	0	0	0	0	W	23-0	
12/23	Giants	S	9	8	1	0.0	0.0	0	0	0	0	0	0	0	0	0	0	0	0	0	0	0	0	0	W	28-10	
12/30	at Titans	S	8	4	4	0.0	0.0	0	0	0	1	28	28	0	2	0	0	0	0	0	0	0	0	0	W	28-27	
<b>2018 TOTALS</b>		<b>15-15</b>	<b>163</b>	<b>111</b>	<b>52</b>	<b>7.0</b>	<b>48.0</b>	<b>12</b>	<b>53</b>	<b>8</b>	<b>2</b>	<b>38</b>	<b>28</b>	<b>0</b>	<b>8</b>	<b>4</b>	<b>2</b>	<b>0</b>	<b>0</b>	<b>0</b>	<b>0</b>	<b>0</b>	<b>0</b>	<b>0</b>	<b>10-6</b>		

+ - Overtime





### 2019 GAME-BY-GAME REGULAR SEASON STATISTICS (COLTS)

DATE	OPPONENT	P/S	TACKLES							INTERCEPTIONS				FUMBLES			ST			MISC		W/L	SCORE			
			TK	S	A	SK	YDS	TFL	YDS	QBH	NO	YDS	LG	TD	PD	FF	FR	YDS	TK	S	A			FF	FR	S
09/08	at Chargers	S	8	4	4	0.0	0.0	0	0	0	0	0	0	0	1	0	0	0	0	0	0	0	0	0	L	24-30+
09/15	at Titans	S	10	6	4	1.0	7.0	1	7	1	0	0	0	0	0	0	0	0	0	0	0	0	0	0	W	19-17
09/22	Falcons										INACTIVE														W	27-24
09/29	Raiders										INACTIVE														L	24-31
10/06	at Chiefs										INACTIVE														W	19-13
10/20	Texans	S	10	7	3	0.0	0.0	0	0	0	1	0	0	0	1	0	0	0	0	0	0	0	0	0	W	30-23
10/27	Broncos	S	10	6	4	1.0	1.0	1	1	1	0	0	0	0	0	0	0	0	0	0	0	0	0	0	W	15-13
11/03	at Steelers	S	9	8	1	0.0	0.0	0	0	0	0	0	0	0	0	0	0	0	0	0	0	0	0	0	L	24-26
11/10	Dolphins	S	13	11	2	1.0	4.0	2	4	1	1	1	1	0	2	1	0	0	0	0	0	0	0	0	L	12-16
11/17	Jaguars	S	5	3	2	0.0	0.0	0	0	0	0	0	0	0	0	0	0	0	0	0	0	0	0	0	W	33-13
11/21	at Texans	S	6	4	2	0.0	0.0	0	0	0	0	0	0	0	1	0	0	0	0	0	0	0	0	0	L	17-20
12/01	Titans	S	12	5	7	2.0	14.5	1	11	3	0	0	0	0	0	0	0	0	0	0	0	0	0	0	L	17-31
12/08	at Buccaneers	S	9	3	6	0.0	0.0	1	0	0	2	91	80	1	2	0	0	0	0	0	0	0	0	0	L	35-38
12/16	at Saints	S	12	6	6	0.0	0.0	0	0	0	0	0	0	0	0	0	0	0	0	0	0	0	0	0	L	7-34
12/22	Panthers	S	11	5	6	0.0	0.0	0	0	0	0	0	0	0	0	0	0	0	0	0	0	0	0	0	W	38-6
12/29	at Jaguars	S	6	3	3	0.0	0.0	1	1	0	1	0	0	0	1	0	0	0	0	0	0	0	0	0	L	20-38
<b>2019 TOTALS</b>		<b>13-13</b>	<b>121</b>	<b>71</b>	<b>50</b>	<b>5.0</b>	<b>26.5</b>	<b>7</b>	<b>24</b>	<b>6</b>	<b>5</b>	<b>92</b>	<b>80t</b>	<b>1</b>	<b>7</b>	<b>2</b>	<b>0</b>	<b>0</b>	<b>0</b>	<b>0</b>	<b>0</b>	<b>0</b>	<b>0</b>	<b>0</b>	<b>0</b>	<b>7-9</b>

+ - Overtime

### 2018 GAME-BY-GAME POSTSEASON STATISTICS (COLTS)

DATE	OPPONENT	P/S	TACKLES							INTERCEPTIONS				FUMBLES			ST			MISC		W/L	SCORE			
			TK	S	A	SK	YDS	TFL	YDS	QBH	NO	YDS	LG	TD	PD	FF	FR	YDS	TK	S	A			FF	FR	S
01/05	at Texans	S	13	5	8	0.0	0.0	0	0	0	0	0	0	0	1	0	0	0	0	0	0	0	0	0	W	21-7
01/12	at Chiefs	S	14	10	4	0.0	0.0	1	5	0	0	0	0	0	0	1	1	0	0	0	0	0	0	0	L	13-31
<b>2018 TOTALS</b>		<b>2-2</b>	<b>27</b>	<b>15</b>	<b>12</b>	<b>0.0</b>	<b>0.0</b>	<b>1</b>	<b>5</b>	<b>0</b>	<b>0</b>	<b>0</b>	<b>0</b>	<b>0</b>	<b>1</b>	<b>1</b>	<b>1</b>	<b>0</b>	<b>0</b>	<b>0</b>	<b>0</b>	<b>0</b>	<b>0</b>	<b>0</b>	<b>0</b>	<b>1-1</b>



# 94 TYQUAN LEWIS

DEFENSIVE TACKLE/DEFENSIVE END



**6-3 • 277**  
NFL EXP: 3 (3rd Year with Colts)  
BORN: 1/30/95



**OHIO STATE**



Lewis was selected by the Colts in the second round (64th overall) of the 2018 NFL Draft.

## DOWN THE STRETCH

**Pregame ritual:** I like to put on some nice calm music. I listen to the The Weeknd a lot.

**What's on your bucket list:** As a kid, I always wanted to swim with a killer whale.

**Pets:** I have a Rottweiler named Apollo.

**Hidden talents:** I can dunk really well.

**Who is your inspiration:** My great grandmother and my mom.


**Favorite movie:** "Cinderella Man"

**Three people you would invite to dinner:** Will Smith, my great grandmother and my grandpa.

**Strangest thing you have ever eaten:** Calamari

## A FAMILY MAN

Lewis was the male leader in his household growing up. His father wasn't around and Lewis took on the responsibility of being a role model to his three younger brothers. He would always go to their games when he could and offer advice to them. When he left home to go to Ohio State, his family adapted and still managed to stay close. He decided to host his draft party back home in Pinetops, N.C. with friends and family. After he got the call from the Colts, he even made sure to FaceTime his brother to make sure he was included in the family photo celebrating the occasion.



@PRIMETIME\_LEWIS



@PRIMETIME\_LEWIS

# 94 TYQUAN LEWIS

DEFENSIVE TACKLE/DEFENSIVE END



## NFL HIGHLIGHTS

- In two seasons with the Colts, he has appeared in 17 games (six starts) and has compiled 18 tackles (12 solo), 4.0 tackles for loss, 2.0 sacks and one pass defended.
- In 2019, appeared in nine games and registered five tackles (three solo) and 1.0 tackle for loss.
- In 2018, he played in eight games (six starts) and tallied 13 tackles (nine solo), 3.0 tackles for loss, 2.0 sacks and one pass defended. In Week 15 vs. Dallas, he had four tackles (three solo), 2.0 tackles for loss and 2.0 sacks.

## COLLEGE HIGHLIGHTS

- Played in 53 games (36 starts) in four seasons (2014-17) as a defensive lineman at Ohio State.
- Helped the Buckeyes win six different championships: the 2014 College Football Playoff (CFP) National Championship, a 2014 Sugar Bowl title, a 2015 Fiesta Bowl title, a 2017 Cotton Bowl title and Big Ten championships in 2014 and 2017.
- The two-time team captain finished his career with 112 tackles (63 solo), 36.5 tackles for loss, 23.5 sacks, five passes defended and five forced fumbles.
- In 2016, was named the Smith-Brown Defensive Lineman of the Year, awarded to the best defensive lineman in the Big Ten.
- His 23.5 sacks rank sixth all-time in Ohio State history.
- As a senior team captain in 2017, played in all 14 games (10 starts) for the Buckeyes. Tallied 20 tackles (12 solo), 9.5 tackles for loss, 7.0 sacks, two passes defended and two forced fumbles. Garnered First Team All-Big Ten honors from the coaches and media for the second consecutive season.
- In 2016, was named a team captain and started all 13 games for the second consecutive season. Registered 29 tackles (17 solo), 10.5 tackles for loss, 8.0 sacks, two passes defended and three forced fumbles.
- Started all 13 games on the defensive line for Ohio State in 2015. Totaled career-highs in tackles (54) and tackles for loss (14.0) and added 8.0 sacks and one pass defended. Received All-Big Ten honorable mention accolades from the coaches and media.
- Appeared in 13 games in 2014, including the CFP national semifinal vs. Alabama and CFP National Championship game against Oregon, and recorded nine tackles (three solo), 2.5 tackles for loss and half a sack.

## PERSONAL

- Attended Tarboro (N.C.) High School, where he helped the Vikings win three consecutive North Carolina Class 2A state championships under coach Jeff Craddock.
- Finished his senior season with 13.0 sacks and was named to The Associated Press all-state team.
- Rated as a four-star defensive end prospect (*Rivals.com*, *Scout.com*, *247Sports.com*).
- Graduated from Ohio State in December of 2016 with a degree in sociology.



@PRIMETIME\_LEWIS



@PRIMETIME\_LEWIS



### TYQUAN LEWIS' - NFL REGULAR SEASON STATISTICS

DATE	TEAM	GP	GS	TACKLES							INTERCEPTIONS					FUMBLES			ST			MISC					
				TK	S	A	TFL	YDS	SK	YDS	QBH	NO	YDS	LG	TD	PD	FF	FR	YDS	TK	S	A	FF	FR	S	A	
2018	Colts	8	6	13	9	4	3	18	2.0	16.0	8	0	0	0	0	1	0	0	0	0	0	0	0	0	0	0	0
2019	Colts	9	0	5	3	2	1	2	0.0	0.0	1	0	0	0	0	0	0	0	0	0	0	0	0	0	0	0	
<b>TOTALS</b>		<b>17</b>	<b>6</b>	<b>18</b>	<b>12</b>	<b>6</b>	<b>4</b>	<b>20</b>	<b>2.0</b>	<b>16.0</b>	<b>9</b>	<b>0</b>	<b>0</b>	<b>0</b>	<b>0</b>	<b>1</b>	<b>0</b>	<b>0</b>	<b>0</b>	<b>0</b>	<b>0</b>	<b>0</b>	<b>0</b>	<b>0</b>	<b>0</b>	<b>0</b>	<b>0</b>

### TYQUAN LEWIS' - NFL POSTSEASON STATISTICS

DATE	TEAM	GP	GS	TACKLES							INTERCEPTIONS					FUMBLES			ST			MISC				
				TK	S	A	TFL	YDS	SK	YDS	QBH	NO	YDS	LG	TD	PD	FF	FR	YDS	TK	S	A	FF	FR	S	A
2018	Colts	0	0	0	0	0	0	0	0.0	0.0	0	0	0	0	0	0	0	0	0	0	0	0	0	0	0	0
<b>TOTALS</b>		<b>0</b>	<b>0</b>	<b>0</b>	<b>0</b>	<b>0</b>	<b>0</b>	<b>0</b>	<b>0.0</b>	<b>0.0</b>	<b>0</b>	<b>0</b>	<b>0</b>	<b>0</b>	<b>0</b>	<b>0</b>	<b>0</b>	<b>0</b>	<b>0</b>	<b>0</b>	<b>0</b>	<b>0</b>	<b>0</b>	<b>0</b>	<b>0</b>	<b>0</b>

### SINGLE-GAME HIGHS: DEFENSIVE

**Total Tackles** 4 vs. Dallas Cowboys, Dec 16, 2018  
 3 vs. Tennessee Titans, Nov 18, 2018  
 ...1 more at 3.

**Passes Defended** 1 vs. Jacksonville Jaguars, Nov 11, 2018  
**Tackles For Loss** 2 vs. Dallas Cowboys, Dec 16, 2018  
 1 at New Orleans Saints, Dec 16, 2019  
 ...1 more at 1.

**Sacks** 2.0 vs. Dallas Cowboys, Dec 16, 2018

### 2018 GAME-BY-GAME REGULAR SEASON STATISTICS (COLTS)

DATE	OPPONENT	P/S	TACKLES							INTERCEPTIONS					FUMBLES			ST			MISC		SCORE				
			TK	S	A	SK	YDS	TFL	YDS	QBH	NO	YDS	LG	TD	PD	FF	FR	YDS	TK	S	A	FF		FR	S	A	W/L
09/09	Bengals																									L	23-34
09/16	at Washington																									W	21-9
09/23	at Eagles																									L	16-20
09/30	Texans																									L	34-37+
10/04	at Patriots																									L	24-38
10/14	at Jets																									L	34-42
10/21	Bills																									W	37-5
10/28	at Raiders																									W	42-28
11/11	Jaguars	S	3	2	1	0.0	0.0	0	0	1	0	0	0	0	1	0	0	0	0	0	0	0	0	0	0	W	29-26
11/18	Titans	S	3	2	1	0.0	0.0	1	2	0	0	0	0	0	0	0	0	0	0	0	0	0	0	0	0	W	38-10
11/25	Dolphins	S	0	0	0	0.0	0.0	0	0	2	0	0	0	0	0	0	0	0	0	0	0	0	0	0	0	W	27-24
12/02	at Jaguars	S	0	0	0	0.0	0.0	0	0	2	0	0	0	0	0	0	0	0	0	0	0	0	0	0	0	L	0-6
12/09	at Texans	P	1	0	1	0.0	0.0	0	0	0	0	0	0	0	0	0	0	0	0	0	0	0	0	0	0	W	24-21
12/16	Cowboys	P	4	3	1	2.0	16.0	2	16	2	0	0	0	0	0	0	0	0	0	0	0	0	0	0	0	W	23-0
12/23	Giants	S	2	2	0	0.0	0.0	0	0	1	0	0	0	0	0	0	0	0	0	0	0	0	0	0	0	W	28-27
12/30	at Titans	S	0	0	0	0.0	0.0	0	0	0	0	0	0	0	0	0	0	0	0	0	0	0	0	0	0	W	33-17
<b>2018 TOTALS</b>		<b>8-6</b>	<b>13</b>	<b>9</b>	<b>4</b>	<b>2.0</b>	<b>16.0</b>	<b>3</b>	<b>18</b>	<b>8</b>	<b>0</b>	<b>0</b>	<b>0</b>	<b>0</b>	<b>1</b>	<b>0</b>	<b>0</b>	<b>0</b>	<b>0</b>	<b>0</b>	<b>0</b>	<b>0</b>	<b>0</b>	<b>0</b>	<b>0</b>	<b>10-6</b>	

+ - Overtime







### 2019 GAME-BY-GAME REGULAR SEASON STATISTICS (COLTS)

DATE	OPPONENT	P/S	TACKLES							INTERCEPTIONS				FUMBLES			ST				MISC		W/L	SCORE			
			TK	S	A	SK	YDS	TFL	YDS	QBH	NO	YDS	LG	TD	PD	FF	FR	YDS	TK	S	A	FF			FR	S	A
09/08	at Chargers									ON INACTIVE LIST																L	24-30+
09/15	at Titans	P	1	0	1	0.0	0.0	0	0	0	0	0	0	0	0	0	0	0	0	0	0	0	0	0	0	W	19-17
09/22	Falcons	P	0	0	0	0.0	0.0	0	0	0	0	0	0	0	0	0	0	0	0	0	0	0	0	0	0	W	27-24
09/29	Raiders									INACTIVE																L	24-31
10/06	at Chiefs									INACTIVE																W	19-13
10/20	Texans									INACTIVE																W	30-23
10/27	Broncos									INACTIVE																W	15-13
11/03	at Steelers									INACTIVE																L	24-26
11/10	Dolphins									INACTIVE																L	12-16
11/17	Jaguars	P	0	0	0	0.0	0.0	0	0	0	0	0	0	0	0	0	0	0	0	0	0	0	0	0	0	W	33-13
11/21	at Texans	P	0	0	0	0.0	0.0	0	0	0	0	0	0	0	0	0	0	0	0	0	0	0	0	0	0	L	17-20
12/01	Titans	P	0	0	0	0.0	0.0	0	0	0	0	0	0	0	0	0	0	0	0	0	0	0	0	0	0	L	17-31
12/08	at Buccaneers	P	2	1	1	0.0	0.0	0	0	0	0	0	0	0	0	0	0	0	0	0	0	0	0	0	0	L	35-38
12/16	at Saints	P	1	1	0	0.0	0.0	1	2	0	0	0	0	0	0	0	0	0	0	0	0	0	0	0	0	L	7-34
12/22	Panthers	P	1	1	0	0.0	0.0	0	0	0	0	0	0	0	0	0	0	0	0	0	0	0	0	0	0	W	38-6
12/29	at Jaguars	P	0	0	0	0.0	0.0	0	0	1	0	0	0	0	0	0	0	0	0	0	0	0	0	0	0	L	20-38
<b>2019 TOTALS</b>			<b>9-0</b>							<b>0</b>	<b>0</b>	<b>0</b>	<b>0</b>	<b>0</b>	<b>0</b>	<b>0</b>	<b>0</b>	<b>0</b>	<b>0</b>	<b>0</b>	<b>0</b>	<b>0</b>	<b>0</b>	<b>0</b>	<b>0</b>	<b>7-9</b>	

+ - Overtime

### 2018 GAME-BY-GAME POSTSEASON STATISTICS (COLTS)

DATE	OPPONENT	P/S	TACKLES							INTERCEPTIONS				FUMBLES			ST				MISC		W/L	SCORE			
			TK	S	A	SK	YDS	TFL	YDS	QBH	NO	YDS	LG	TD	PD	FF	FR	YDS	TK	S	A	FF			FR	S	A
01/05	at Texans									INACTIVE																W	21-7
01/12	at Chiefs									INACTIVE																L	13-31
<b>2018 TOTALS</b>			<b>0</b>	<b>0</b>	<b>0</b>	<b>0.0</b>	<b>0.0</b>	<b>0</b>	<b>0</b>	<b>0</b>	<b>0</b>	<b>0</b>	<b>0</b>	<b>0</b>	<b>0</b>	<b>0</b>	<b>0</b>	<b>0</b>	<b>0</b>	<b>0</b>	<b>0</b>	<b>0</b>	<b>0</b>	<b>0</b>	<b>1-1</b>		



# 25 MARLON MACK

RUNNING BACK



**6-0 • 210**  
NFL EXP: 4 (4th Year with Colts)  
BORN: 3/7/96



**SOUTH FLORIDA**



Mack was selected by the Colts in the fourth round (143rd overall) of the 2017 NFL Draft.

## DOWN THE STRETCH

**Favorite team and/or athlete outside of football:** LeBron James

**Favorite musician and/or song:** YFN Lucci and Meek Mill

**Hobbies outside of football:** Video games and movies

**What is something interesting about you that most people may not know:** I love sneakers.

**Favorite food:** Fried chicken

**Favorite vacation spot:** Miami

**If you could have lunch with three people, living or dead, who would they be:** LeBron James, Barack Obama and Denzel Washington

**Favorite movie:** "The Hangover"

**Favorite TV show:** "The Flash" and "The Walking Dead"

**What's the one thing you couldn't live without:** Football and my phone

**What is your pregame ritual:** I make sure that I get a good stretch in.

**What was your "welcome to the NFL" moment:** My first training camp and seeing how fast everything is. Going through my first preseason game also showed me how fast everything is.

**What is the best advice you've ever received:** Stay in your lane and work.

# 25 MARLON MACK

RUNNING BACK



## SUPPORTING THE YOUTH

Mack wanted to help the youth and created a foundation to back it up. The main purpose of his foundation is to help underprivileged youth in communities. He decided to represent his foundation and the youth by supporting the Marlon Mack Foundation for the NFL's My Cause My Cleats initiative in 2018.



## NFL HIGHLIGHTS

- Has competed in 40 contests (22 starts) in three seasons and has totaled 535 carries for 2,357 yards and 20 touchdowns and added 52 receptions for 410 yards and two touchdowns. Also contributed with three kickoff returns for 69 yards.
- Played in 14 games (12 starts) in 2019 and had 247 carries for 1,091 yards and eight touchdowns as well as 14 receptions for 82 yards. His 1,091 yards were the most for a Colts running back in a single season since Dominic Rhodes in 2001 (1,104). In Week 1 at the Los Angeles Chargers, he had 25 carries for a career-high 174 rushing yards and one touchdown. It was the 11th-highest total in a single game in franchise history. He had the most rushing yards in a single game since Dominic Rhodes rushed for 77 against Atlanta in 2001. Mack's 63-yard touchdown was the longest touchdown run of his career. In Week 3 vs. Atlanta, he had 16 rushes for 74 yards and one touchdown. Mack eclipsed 1,500 career rushing yards before turning 24 years old, joining Alan Ameche (1955-56), Marshall Faulk (1994-96) and Edgerrin James (1999-2001). In Week 5 at Kansas City, he recorded a career-high 29 attempts for 132 rushing yards as well as three receptions for 16 yards. With his 100-yard rushing performance, he tied Curtis Dickey, Randy McMillan and Lenny Moore (six) for the seventh-most 100-yard games in Colts history. He also eclipsed the 2,000 scrimmage-yard mark for his career. In Week 11 vs. Jacksonville, he was named FedEx Ground Player of the Week after he totaled 14 carries for 109 yards and one touchdown. With his 100-yard rushing performance, he tied Alan Ameche (seven) for the sixth-most such games in Colts history. In Week 16 vs. Carolina, he had 16 carries for 95 yards and one touchdown as well as two receptions for six yards. Mack registered his first career 1,000-yard rushing season. He became the first Colts player to eclipse 1,000 rushing yards in a single season since 2016 (Frank Gore).
- In 2018, he saw action in 12 games (10 starts) and had 195 carries for 908 yards, 17 receptions for 103 yards and 10 total touchdowns. Made his first career start in Week 2 at Washington. In Week 7 vs. Buffalo, he had 19 rushing attempts for 126 yards and one touchdown. He also had two receptions for 33 yards and one touchdown. In Week 8 at Oakland, he had 22 attempts and rushed for 132 yards and two touchdowns. He

## NFL HIGHLIGHTS CONT...

- also became the first Colt to have back-to-back 100-yard rushing games since Joseph Addai in 2007. In Week 15 vs. Dallas, he had a career-high 139 rushing yards on 27 carries with two touchdowns. He also added one reception for 10 yards. In Week 17 at Tennessee, he led the team in rushing with 119 yards on 25 carries and one touchdown. It was his fourth 100-yard game of the season, which is the most by a Colt in a single season since Joseph Addai in 2007. Started two postseason games and had 194 yards on 33 carries and one touchdown. During the AFC Wild Card weekend, he had a playoff franchise-record 148 yards on 24 carries and one touchdown at Houston
- Competed in 14 contests in his 2017 rookie season and totaled 93 carries for 358 yards and three touchdowns and added 21 receptions for 225 yards and one touchdown. Also contributed with three kickoff returns for 69 yards.

## COLLEGE HIGHLIGHTS

- Was a three-year starter at running back for the University of South Florida, starting in every game in which he saw action (36).
- Finished as USF's all-time leader in career rushing yards (3,609) and career rushing touchdowns (32).
- Became the first three-time all-conference selection in program history.
- Started all 12 games for the Bulls in 2016 en route to being named an American Athletic Conference first-team selection and the first three-time all-conference selection in program history.
- Became the first player in school history to rush for 1,000 yards in three consecutive seasons.
- Set USF records for career all-purpose yards with 4,107 yards, most 100-yard rushing games (20) and career rushing touchdowns (32).
- Posted 1,187 rushing yards and 15 rushing touchdowns, which is the second-best mark in USF history.
- Ended his career ranked third on USF's all-time scoring list with 198 points (most ever by a non-kicker) and owns three of the top six rushing seasons in school history.
- Started 12 games in 2015 en route to earning first-team all-conference honors.
- Led the AAC and set a school record with 1,381 rushing yards on 210 attempts.
- Set a school record with nine 100-yard rushing games and tied another school record with his 6.6 yards per carry average.
- Led the team with 1,492 all-purpose yards (124.3 ypg.) which ranked second in the conference.
- In 2014, started all 12 games at running back in his first season and recorded one of the best rushing seasons in USF history.
- Named AAC Rookie of the Year and an all-conference first-team selection.



@MARLON\_MACK25



@MDM\_V5



## COLLEGE HIGHLIGHTS CONT...

- Led the conference in rushing with 1,041 yards setting a new freshman school record and was one of three freshmen in the FBS to lead a conference in rushing.
- Finished third in the AAC with nine rushing touchdowns and added 21 receptions for 160 yards for 1,201 all-purpose yards.
- Exploded onto the scene with a conference record and USF record-tying 275 yards and four touchdowns against Western Carolina.

## PERSONAL

- Attended Booker High School in West Sarasota, Fla. where he was rated as a four-star recruit by *ESPN.com* and ranked No. 15 on Bright House Network's Top 20 football players prior to his senior season.
- As a senior, was named a First Team Associated Press Class 5A All-State selection and was selected to play in the Semper Fidelis All-America Bowl.
- Started his own foundation, The Marlon Mack Foundation, to help underprivileged youth.
- Volunteered for the Colts Haunted Runway show for kids battling cancer in 2019.
- A native of Sarasota, Fla.

## MARLON MACK'S - NFL REGULAR SEASON STATISTICS

DATE	TEAM	RUSHING							RECEIVING				
		GP	GS	NO.	YDS.	AVG.	LG	TD	NO.	YDS	AVG	LG	TD
2017	Colts	14	0	93	358	3.8	35	3	21	225	10.7	34	1
2018	Colts	12	10	195	908	4.7	49	9	17	103	6.1	29t	1
2019	Colts	14	12	247	1,091	4.4	63t	8	14	82	5.9	14	0
<b>TOTALS</b>		<b>40</b>	<b>22</b>	<b>535</b>	<b>2,357</b>	<b>4.4</b>	<b>63t</b>	<b>20</b>	<b>52</b>	<b>410</b>	<b>7.9</b>	<b>34</b>	<b>2</b>

## MARLON MACK'S - NFL POSTSEASON STATISTICS

DATE	TEAM	RUSHING							RECEIVING				
		GP	GS	NO.	YDS.	AVG.	LG	TD	NO.	YDS	AVG	LG	TD
2018	Colts	2	2	33	194	5.9	29	1	2	6	3.0	6	0
<b>TOTALS</b>		<b>2</b>	<b>2</b>	<b>33</b>	<b>194</b>	<b>5.9</b>	<b>29</b>	<b>1</b>	<b>2</b>	<b>6</b>	<b>3.0</b>	<b>6</b>	<b>0</b>

## MARLON MACK'S - NFL REGULAR SEASON STATISTICS

DATE	TEAM	KICKOFF RETURNS					PUNT RETURNS					
		RET.	YDS.	AVG.	LG	TD	NO.	FC	YDS	AVG	LG	TD
2017	Colts	3	69	23.0	34	0	0	0	0	0.0	0	0
2018	Colts	0	0	0.0	0	0	0	0	0	0.0	0	0
2019	Colts	0	0	0.0	0	0	0	0	0	0.0	0	0
<b>TOTALS</b>		<b>3</b>	<b>69</b>	<b>23.0</b>	<b>34</b>	<b>0</b>	<b>0</b>	<b>0</b>	<b>0</b>	<b>0.0</b>	<b>0</b>	<b>0</b>

## MARLON MACK'S - NFL POSTSEASON STATISTICS

DATE	TEAM	KICKOFF RETURNS					PUNT RETURNS					
		RET.	YDS.	AVG.	LG	TD	NO.	FC	YDS	AVG	LG	TD
2018	Colts	0	0	0.0	0	0	0	0	0	0.0	0	0
<b>TOTALS</b>		<b>0</b>	<b>0</b>	<b>0.0</b>	<b>0</b>	<b>0</b>	<b>0</b>	<b>0</b>	<b>0</b>	<b>0.0</b>	<b>0</b>	<b>0</b>



# 25 MARLON MACK

RUNNING BACK



## SINGLE-GAME HIGHS: RUSHING/RECEIVING

<b>Rush Attempts</b>	29 at Kansas City Chiefs, Oct 06, 2019 27 vs. Dallas Cowboys, Dec 16, 2018 25 at Los Angeles Chargers, Sep 08, 2019 ...2 more at 25.	<b>Receiving TDs</b>	1 vs. Buffalo Bills, Oct 21, 2018 ...1 more at 1.
<b>Rushing Yards</b>	174 at Los Angeles Chargers, Sep 08, 2019 139 vs. Dallas Cowboys, Dec 16, 2018 132 at Kansas City Chiefs, Oct 06, 2019 ...1 more at 132.	<b>All-purpose yards</b>	174 at Los Angeles Chargers, Sep 08, 2019 159 vs. Buffalo Bills, Oct 21, 2018 149 vs. Dallas Cowboys, Dec 16, 2018 ...1 more at 149.
<b>Longest Runs</b>	63t at Los Angeles Chargers, Sep 08, 2019 49 at Oakland Raiders, Oct 28, 2018 35 vs. San Francisco 49ers, Oct 08, 2017	<b>Kickoff Returns</b>	2 at Cincinnati Bengals, Oct 29, 2017 1 at Baltimore Ravens, Dec 23, 2017
<b>Rushing TDs</b>	2 at Jacksonville Jaguars, Dec 29, 2019 ...2 more at 2.	<b>Kickoff Return Yards</b>	35 at Cincinnati Bengals, Oct 29, 2017 34 at Baltimore Ravens, Dec 23, 2017
<b>Receptions</b>	4 vs. Jacksonville Jaguars, Oct 22, 2017 3 vs. Houston Texans, Oct 20, 2019 ...3 more at 3.	<b>Longest Kickoff Return</b>	34 at Baltimore Ravens, Dec 23, 2017 24 at Cincinnati Bengals, Oct 29, 2017 11 at Cincinnati Bengals, Oct 29, 2017
<b>Receiving Yards</b>	40 vs. Jacksonville Jaguars, Oct 22, 2017 37 at Baltimore Ravens, Dec 23, 2017 36 at Cincinnati Bengals, Oct 29, 2017	<b>Miscellaneous Tackles</b>	1 at Houston Texans, Dec 09, 2018 ...1 more at 1.
<b>Longest Receptions</b>	34 vs. Jacksonville Jaguars, Oct 22, 2017 29t vs. Buffalo Bills, Oct 21, 2018 ...1 more at 29.	<b>Most TDs</b>	2 vs. Dallas Cowboys, Dec 16, 2018 ...2 more at 2.

## SINGLE-GAME HIGHS - POSTSEASON: RUSHING/RECEIVING

<b>Rush Attempts</b>	24 at Houston Texans, Jan 05, 2019 9 at Kansas City Chiefs, Jan 12, 2019	<b>Receiving Yards</b>	6 at Houston Texans, Jan 05, 2019
<b>Rushing Yards</b>	148 at Houston Texans, Jan 05, 2019 46 at Kansas City Chiefs, Jan 12, 2019	<b>Longest Receptions</b>	6 at Houston Texans, Jan 05, 2019
<b>Longest Runs</b>	29 at Houston Texans, Jan 05, 2019 26 at Houston Texans, Jan 05, 2019 25 at Houston Texans, Jan 05, 2019	<b>All-purpose yards</b>	154 at Houston Texans, Jan 05, 2019 46 at Kansas City Chiefs, Jan 12, 2019
<b>Rushing TDs</b>	1 at Houston Texans, Jan 05, 2019	<b>Most TDs</b>	1 at Houston Texans, Jan 05, 2019
<b>Receptions</b>	2 at Houston Texans, Jan 05, 2019		

## 100-YARD RUSHING GAMES (7): REGULAR SEASON

DATE	TEAM	ATT.	YDS.	AVG.	LG	TD
10/21/18	BILLS	19	126	6.6	23	1
10/28/18	at Raiders	25	132	5.3	49	2
12/16/18	COWBOYS	27	139	5.1	21	2
12/30/18	at Titans	25	119	4.8	21	1
09/08/19	at Chargers	25	174	7.0	63t	1
10/06/19	at Chiefs	29	132	4.6	30	0
11/17/19	JAGUARS	14	109	7.8	20	1

## 100-YARD RUSHING GAMES (1): POSTSEASON

DATE	TEAM	ATT.	YDS.	AVG.	LG	TD
01/05/19	at Texans	24	148	6.2	29	1



@MARLON\_MACK25



@MDM\_V5

# 25 MARLON MACK

RUNNING BACK



## 2017 GAME-BY-GAME REGULAR SEASON STATISTICS (COLTS)

DATE	OPPONENT	P/S	RUSHING					RECEIVING					W/L	SCORE
			NO	YDS	AVG	LG	TD	NO	YDS	AVG	LG	TD		
09/10	at Rams	P	10	24	2.4	24	1	1	21	21.0	21	0	L	9-6
09/17	Cardinals	P	6	-3	-0.5	3	0	1	11	11.0	11	0	L	13-16+
09/24	Browns											W	31-28	
10/01	at Seahawks											L	18-46	
10/08	49ers	P	9	91	10.1	35	1	1	2	2.0	2	0	W	26-23+
10/16	at Titans	P	2	18	9.0	22	0	0	0	0.0	0	0	L	22-36
10/22	Jaguars	P	5	26	5.2	14	0	4	40	10.0	34	0	L	0-27
10/29	at Bengals	P	11	27	2.5	8	0	3	36	12.0	24t	1	L	23-24
11/05	at Texans	P	9	29	3.2	11	0	0	0	0.0	0	0	W	20-14
11/12	Steelers	P	7	7	1.0	8	0	2	19	9.5	11	0	L	17-20
11/26	Titans	P	4	11	2.8	5	0	2	20	10.0	16	0	L	16-20
12/03	at Jaguars	P	6	46	7.7	25	0	1	8	8.0	8	0	L	10-30
12/10	at Bills	P	7	23	3.3	20	0	2	21	10.5	11	0	L	7-13+
12/14	Broncos	P	6	14	2.3	6	0	0	0	0.0	0	0	L	13-25
12/23	at Ravens	P	4	17	4.3	11	0	2	37	18.5	29	0	L	16-23
12/31	Texans	P	7	28	4.0	12	1	2	10	5.0	11	0	W	22-13
<b>2017 TOTALS</b>		<b>14-0</b>	<b>93</b>	<b>358</b>	<b>3.8</b>	<b>35</b>	<b>3</b>	<b>21</b>	<b>225</b>	<b>10.7</b>	<b>34</b>	<b>1</b>	<b>4-12</b>	

+ - Overtime

## 2018 GAME-BY-GAME REGULAR SEASON STATISTICS (COLTS)

DATE	OPPONENT	P/S	RUSHING					RECEIVING					W/L	SCORE
			NO	YDS	AVG	LG	TD	NO	YDS	AVG	LG	TD		
09/09	Bengals												L	23-34
09/16	at Washington	S	10	34	3.4	8	0	1	2	2.0	2	0	W	21-9
09/23	at Eagles												L	16-20
09/30	Texans												L	34-37+
10/04	at Patriots												L	24-38
10/14	at Jets	S	12	89	7.4	25	0	1	4	4.0	4	0	L	34-42
10/21	Bills	S	19	126	6.6	23	1	2	33	16.5	29t	1	W	37-5
10/28	at Raiders	S	25	132	5.3	49	2	2	17	8.5	11	0	W	42-28
11/11	Jaguars	P	12	29	2.4	7	0	2	9	4.5	7	0	W	29-26
11/18	Titans	S	16	61	3.8	9	1	1	8	8.0	8	0	W	38-10
11/25	Dolphins	S	15	85	5.7	25	0	2	11	5.5	7	0	W	27-24
12/02	at Jaguars	S	8	27	3.4	7	0	1	6	6.0	6	0	L	0-6
12/09	at Texans	S	14	33	2.4	7	1	0	0	0.0	0	0	W	24-21
12/16	Cowboys	P	27	139	5.1	21	2	1	10	10.0	10	0	W	23-0
12/23	Giants	S	12	34	2.8	11	1	1	4	4.0	4	0	W	28-27
12/30	at Titans	S	25	119	4.8	21	1	3	-1	-0.3	4	0	W	33-17
<b>2018 TOTALS</b>		<b>12-10</b>	<b>195</b>	<b>908</b>	<b>4.7</b>	<b>49</b>	<b>9</b>	<b>17</b>	<b>103</b>	<b>6.1</b>	<b>29t</b>	<b>1</b>	<b>10-6</b>	

+ - Overtime

## 2019 GAME-BY-GAME REGULAR SEASON STATISTICS (COLTS)

DATE	OPPONENT	P/S	RUSHING					RECEIVING					W/L	SCORE
			NO	YDS	AVG	LG	TD	NO	YDS	AVG	LG	TD		
09/08	at Chargers	P	25	174	7.0	63t	1	0	0	0.0	0	0	L	24-30+
09/15	at Titans	S	20	51	2.6	10	0	2	12	6.0	9	0	W	19-17
09/22	Falcons	S	16	74	4.6	26	1	2	14	7.0	9	0	W	27-24
09/29	Raiders	S	11	39	3.5	18	0	0	0	0.0	0	0	L	24-31
10/06	at Chiefs	S	29	132	4.6	30	0	3	16	5.3	11	0	W	19-13
10/20	Texans	P	18	44	2.4	7	0	3	12	4.0	7	0	W	30-23
10/27	Broncos	S	19	76	4.0	16	1	1	14	14.0	14	0	W	15-13
11/03	at Steelers	S	21	89	4.2	24	0	0	0	0.0	0	0	L	24-26
11/10	Dolphins	S	19	74	3.9	20	0	1	8	8.0	8	0	L	12-16
11/17	Jaguars	S	14	109	7.8	20	1	0	0	0.0	0	0	W	33-13
11/21	at Texans												L	17-20
12/01	Titans												L	17-31
12/08	at Buccaneers	S	13	38	2.9	13	1	0	0	0.0	0	0	L	35-38
12/16	at Saints	S	11	19	1.7	7	0	0	0	0.0	0	0	L	7-34
12/22	Panthers	S	16	95	5.9	30	1	2	6	3.0	3	0	W	38-6
12/29	at Jaguars	S	15	77	5.1	20	2	0	0	0.0	0	0	L	20-38
<b>2019 TOTALS</b>		<b>14-12</b>	<b>247</b>	<b>1,091</b>	<b>4.4</b>	<b>63t</b>	<b>8</b>	<b>14</b>	<b>82</b>	<b>5.9</b>	<b>14</b>	<b>0</b>	<b>7-9</b>	

+ - Overtime



@MARLON\_MACK25



@MDM\_V5



## 2018 GAME-BY-GAME POSTSEASON STATISTICS (COLTS)

DATE	OPPONENT	P/S	RUSHING					RECEIVING					TD	W/L	SCORE
			NO	YDS	AVG	LG	TD	NO	YDS	AVG	LG				
01/05	at Texans	S	24	148	6.2	29	1	2	6	3.0	6	0	W	21-7	
01/12	at Chiefs	S	9	46	5.1	20	0	0	0	0.0	0	0	L	13-31	
<b>2018 TOTALS</b>		<b>2-2</b>	<b>33</b>	<b>194</b>	<b>5.9</b>	<b>29</b>	<b>1</b>	<b>2</b>	<b>6</b>	<b>3.0</b>	<b>6</b>	<b>0</b>	<b>1-1</b>		



5

CHASE MCLAUGHLIN

KICKER



6-0 • 190

NFL EXP: 2 (2nd Year with Colts)

BORN: 4/9/96

**I** ILLINOIS


McLaughlin was claimed off waivers by the Colts from San Francisco on December 4, 2019.

## DOWN THE STRETCH

**What is on your bucket list:** I want to go skydiving.

**Do you have any pets:** I have one dog named Belle, who is named after Bluebell ice cream.

**Do you have a pregame ritual:** I listen to orchestral music.

**What is the best advice you've been given:** Learn from the past, but don't dwell on it because you can't change it.

**Who is your favorite artist:** Johnny Cash

**What is your favorite food:** Chicken fried steak

**What is your favorite vacation spot:** Phoenix, Ariz.

**What is your favorite TV show:** "The Office"

**What is your favorite movie:** "The Dark Knight"

**What are your pet peeves:** Not playing golf three times a week

**Do you have any hidden talents:** I can play four instruments including the piano, guitar, banjo and cello. I can also solve a Rubik's Cube in about a minute.

**What is one thing you can't live without:** Golf

**Who was your favorite athlete growing up:** David Beckham

**What are your hobbies off the field:** I like playing golf, woodworking and playing instruments.



@chasemclaughlin





### A DIFFERENT KIND OF ROOKIE YEAR

McLaughlin had quite the rookie year as he was a member of five teams and kicked in a regular season game for three of them. After going undrafted out of Illinois, he signed with the Buffalo Bills where he spent the offseason program before being waived after training camp and being signed to the Minnesota Vikings practice squad for one week. The Los Angeles Chargers then signed him to their active roster. He appeared in four games with Los Angeles and went 6-of-9 on field goal attempts and 7-of-7 on PATs. He was waived after Michael Badgley got healthy and was signed by the San Francisco 49ers while starting kicker Robbie Gould was hurt. He converted 7-of-8 field goals and 8-of-8 PATs in San Francisco. He then came to Indianapolis and appeared in four games. With all the different teams and stadiums, entering 2020 McLaughlin hasn't missed a PAT since high school.

### NFL HIGHLIGHTS

- Appeared in 11 games with the Colts, 49ers and Chargers and converted 18-of-23 field goals (78.3 percent) and 26-of-26 PATs (100 percent). With the Colts, he competed in four games and converted 5-of-6 field goals and 11-of-11 PATs. He played in three games with San Francisco and converted 7-of-8 field goals and 8-of-8 PATs. With the Chargers, he competed in four games and converted 6-of-9 field goals and 7-of-7 PATs.

### COLLEGE HIGHLIGHTS

- Appeared in 35 games at Illinois and converted 44-of-59 field goals (74.6 percent) and 79-of-79 extra points (100 percent). He has also added two punts for 69 yards and contributed 89 touchbacks on kickoffs. He ranks first in school history in 50+ yard field goals (five), tied for first in extra point conversion percentage (100), fourth in field goals made (44), fourth in field goal conversion percentage (74.6) and sixth in points scored (211).
- In 2018, he was named a First Team All-Big Ten choice by the league's coaches, Associated Press, Phil Steele and Pro Football Focus after he played in 12 games and converted 20-of-25 field goals (80.0 percent) and 36-of-36 extra points (100 percent). Was also named the Bakken-Andersen Big Ten Kicker of the Year and was a semifinalist for the Lou Groza Award.
- As a redshirt junior, he was a team captain and appeared in 12 games and converted 12-of-17 field goals (70.6 percent) and 17-of-17 extra points (100 percent).
- In 2016, he played in 11 games and converted 12-of-17 field goals (70.6 percent) and 26-of-26 extra points (100 percent).
- Did not see game action as a redshirt freshman.
- Redshirted the 2014 season.

### PERSONAL

- Attended Cypress Woods (Texas) High School.
- Registered the most touchbacks in the state of Texas in 2015.
- Named First Team All-District and Academic All-State.
- Lettered in both football and soccer.
- Majored in mechanical engineering.
- Married to his wife, Jessica.
- A native of Cypress, Texas.

### ADDITIONAL TRANSACTIONS

- Waived by San Francisco on December 3, 2019.
- Signed by the 49ers on November 7, 2019.
- Waived by the Los Angeles Chargers on October 29, 2019.
- Signed by the Chargers on October 2, 2019.
- Released from the Minnesota practice squad on September 10, 2019.
- Signed to the Vikings practice squad on September 1, 2019.
- Waived by Buffalo on August 31, 2019.
- Signed by the Bills as an undrafted free agent on May 9, 2019.





## CHASE MCLAUGHLIN'S - NFL REGULAR SEASON STATISTICS

DATE	TEAM	GP	FGM	FGA	PCT.	LG	XP	XPA	PCT.	BLK	PTS
2019	Colts	2	5	6	83.3	50	11	11	100.0	0	26
			Went from <b>Indianapolis</b> to <b>L.A. Chargers</b> .								
2019	Chargers	4	6	9	66.7	50	7	7	100.0	1	25
			Went from <b>L.A. Chargers</b> to <b>San Francisco</b> .								
2019	49ers	3	7	8	87.5	48	8	8	100.0	0	29
2019	TOTAL	9	18	23	78.3	50	26	26	100.0	1	80
<b>TOTALS</b>		<b>9</b>	<b>18</b>	<b>23</b>	<b>78.3</b>	<b>50</b>	<b>26</b>	<b>26</b>	<b>100.0</b>	<b>1</b>	<b>80</b>

## CHASE MCLAUGHLIN'S - NFL REGULAR SEASON STATISTICS

DATE	TEAM	1-19	PCT.	20-29	PCT.	30-39	PCT.	40-49	PCT.	50+	PCT.
2019	Colts	1-1	100.0	1-1	100.0	1-1	100.0	0-1	0.0	2-2	100.0
			Went from <b>Indianapolis</b> to <b>L.A. Chargers</b> .								
2019	Chargers	0-0	0.0	2-2	100.0	2-2	100.0	1-4	25.0	1-1	100.0
			Went from <b>L.A. Chargers</b> to <b>San Francisco</b> .								
2019	49ers	0-0	0.0	2-2	100.0	1-1	100.0	4-5	80.0	0-0	0.0
2019	TOTAL	1-1	100.0	5-5	100.0	4-4	100.0	5-10	50.0	3-3	100.0
<b>TOTALS</b>		<b>1-1</b>	<b>100.0</b>	<b>5-5</b>	<b>100.0</b>	<b>4-4</b>	<b>100.0</b>	<b>5-10</b>	<b>50.0</b>	<b>3-3</b>	<b>100.0</b>

### SINGLE-GAME HIGHS: KICKER

<b>Field Goals Made</b>	3 vs. Green Bay Packers, Nov 24, 2019 ...1 more at 3.	<b>PATs Made</b>	5 vs. Carolina Panthers, Dec 22, 2019 4 vs. Green Bay Packers, Nov 24, 2019 3 at Tampa Bay Buccaneers, Dec 08, 2019 ...1 more at 3.
<b>Field Goal Attempts</b>	4 vs. Seattle Seahawks, Nov 11, 2019 3 at Tampa Bay Buccaneers, Dec 08, 2019 ...2 more at 3.	<b>PAT Attempts</b>	5 vs. Carolina Panthers, Dec 22, 2019 4 vs. Green Bay Packers, Nov 24, 2019 3 at Tampa Bay Buccaneers, Dec 08, 2019 ...1 more at 3.
<b>Longest Field Goals Made</b>	50 at Jacksonville Jaguars, Dec 29, 2019 ...2 more at 50.	<b>Points</b>	13 vs. Green Bay Packers, Nov 24, 2019 10 vs. Seattle Seahawks, Nov 11, 2019 9 at Tampa Bay Buccaneers, Dec 08, 2019

### 2019 GAME-BY-GAME REGULAR SEASON STATISTICS (COLTS/CHARGERS/49ERS)

DATE	OPPONENT	FIELD GOALS				EXTRA POINTS				PTS	W/L	SCORE	
		FGM	FGA	PCT	LG	XP	XPA	PCT	BLK				
09/08	at Chargers	DID NOT PLAY										L	24-30+
			Went from <b>Colts</b> to <b>Chargers</b> .										
10/06	Broncos P	2	3	66.7	45	1	1	100.0	0	7	L	13-20	
10/13	Steelers P	1	2	50.0	38	2	2	100.0	0	5	L	17-24	
10/20	at Titans P	2	2	100.0	50	2	2	100.0	0	8	L	20-23	
10/27	at Bears P	1	2	50.0	20	2	2	100.0	0	5	W	17-16	
11/03	Packers	DID NOT PLAY										W	26-11
			Went from <b>Chargers</b> to <b>49ers</b> .										
11/11	Seahawks P	3	4	75.0	47	1	1	100.0	0	10	L	24-27+	
11/17	Cardinals P	1	1	100.0	43	3	3	100.0	0	6	W	36-26	
11/24	Packers P	3	3	100.0	48	4	4	100.0	0	13	W	37-8	
12/01	at Ravens	INACTIVE										L	17-20
12/08	at Saints	INACTIVE										W	48-46
			Went from <b>49ers</b> to <b>Colts</b> .										
12/16	at Saints P	0	0	0.0	0	1	1	100.0	0	1	L	7-34	
12/22	Panthers P	1	1	100.0	35	5	5	100.0	0	8	W	38-6	
			Went from <b>Colts</b> to <b>Chargers</b> .										
12/29	at Chiefs	NON-FOOTBALL ILLNESS (NFI)										L	21-31
<b>2019 TOTALS</b>		<b>9</b>	<b>14</b>	<b>18</b>	<b>77.8</b>	<b>50</b>	<b>21</b>	<b>21</b>	<b>100.0</b>	<b>0</b>	<b>63</b>	<b>6-8</b>	

+- Overtime



# 42 ROLAN MILLIGAN

SAFETY



5-10 • 200

NFL EXP: 2 (3rd Year with Colts)

BORN: 8/16/94



Milligan was originally signed to the Colts practice squad on October 23, 2018.

## DOWN THE STRETCH

**What is on your bucket list:** I want to go skydiving.

**Who is your favorite artist:** Lil Wayne

**What is your favorite food:** Pizza

**Pet peeves:** People talking too much

**Do you have any hidden talents:** I can sing.

**What is one thing you can't live without:** Family

**Hobbies outside of football:** I like playing video games.

**What is your favorite movie:** "Transformers"

**Who is your mentor:** My high school coach, Michael Lee.

**What is your pregame ritual:** I always call my sister and pray with her.

**What is your favorite vacation spot:** The beach

**What is the best advice you've ever received:** Hard work will pay off.

### ***BOUNCING BACK AFTER CANCELLATION***

Milligan had to go through some tough times to keep his football career alive. After going to junior college at Reedley (Calif.) College, he went to UAB to play for a Division I program. However, after only one season they decided to cut the football program. "The day it happened



there were a bunch of people lined outside of the building," Milligan said. "People were crying. It was crazy." Different college coaches ended up coming to the campus to recruit them. "Once I took my visit to Toledo, it was a clean choice." While at Toledo, he impressed scouts enough to make it to the NFL.



### NFL HIGHLIGHTS

- Has spent time with the Colts (2018-19), Lions (2017-18) and Cowboys (2016) and has appeared in 11 games (one start) and has 10 tackles (eight solo) and five special teams stops.
- In 2019, he appeared in 11 games (one start) and had 10 tackles (eight solo) and five special teams stops.
- In 2018, he was inactive for Week 16 against the Giants. He was active for one postseason game but did not make an appearance.
- In 2017, he spent the majority of the season on the Lions practice squad.
- In 2016, he spent the offseason program with the Cowboys before being waived.

### COLLEGE HIGHLIGHTS

- Played in 23 games at UAB and Toledo and totaled 102 tackles (71 solo), 2.0 sacks, two interceptions, nine passes defended and three forced fumbles. Also played one season at Reedley (Calif.) Junior College and had 44 tackles, three interceptions and two fumble recoveries.
- In his only season with Toledo, he played in 11 games and had 48 tackles (34 solo), two interceptions, three passes defended and three forced fumbles.
- In 2014 with UAB, he appeared in 12 games (eight starts) and accumulated 54 tackles (37 solo), 4.0 tackles for loss, 2.0 sacks and six passes defended. His 54 tackles ranked second on the team.
- In 2013 at Reedley (Calif.) College, he finished with 44 tackles, three interceptions and two fumble recoveries.

### PERSONAL

- Attended Lake Wales (Fla.) High School and played under Rod Shafer.
- Earned 5A all-state honorable mention honors as a quarterback his senior year.
- Has two brothers and five sisters.
- Majored in marketing.
- A native of Lake Wales, Fla.

### ADDITIONAL TRANSACTIONS

- Signed to the Colts active roster from the practice squad on September 11, 2019.
- Signed to the Indianapolis practice squad on September 4, 2019.
- Waived by the Colts on September 2, 2019.
- Signed to the Indianapolis active roster from the practice squad on January 9, 2019.
- Signed to the Colts practice squad on December 31, 2018.
- Waived by Indianapolis on December 28, 2018.
- Signed to the Colts active roster from the practice squad on 22, 2018.
- Signed to the Indianapolis practice squad on October 23, 2018.
- Released from the Detroit Lions practice squad on October 6, 2018.
- Signed to the Detroit practice squad on October 3, 2018.
- Released from the Lions practice squad on September 5, 2018.
- Signed to the Detroit practice squad on September 2, 2018.
- Waived by the Lions on September 1, 2018.
- Signed by Detroit to a reserve/future contract on January 2, 2018.
- Signed to the Lions practice squad on December 14, 2017.
- Waived by Detroit on December 9, 2017.
- Signed to the Lions active roster from the practice squad on November 27, 2017.
- Signed to the Detroit practice squad on September 3, 2017.
- Waived by the Lions on September 2, 2017.
- Signed by Detroit as a free agent on February 9, 2017.
- Waived by the Dallas Cowboys on August 16, 2016.
- Signed by Dallas as an undrafted free agent on May 9, 2016.





# 55 SKAI MOORE

LINEBACKER



(SKY)

6-2 • 225

NFL EXP: 2 (2nd Year with Colts)

BORN: 1/8/95



SOUTH CAROLINA



Moore was originally signed by the Colts as an undrafted free agent on May 1, 2018.

## DOWN THE STRETCH

**Pregame ritual:** I really just get into my music with my headphones on and just listen to a certain playlist. I listen to a lot of Young Nudy.

**Bucket list:** I want to go skydiving, I know that.

**Favorite movie:** "Life"

**Favorite artist:** Young Nudy and Travis Scott

**Mentors:** I talk to Jasper Brinkley a little bit.

**Inspiration:** My mom and my grandfather. Those are my two inspirations every day.

**Hidden talents:** I'm pretty good at fishing.

**Hobbies outside of football:** Hanging out with friends and my girl. We like to go to parks and stuff like that.

## TACKLING HIS WAY THROUGH THE NCAA

Moore set a few records at South Carolina, including tying Bo Davies for the most interceptions in school history with 14. However, he completed a feat that had only been accomplished by 14 other players in Division I football. He led his team in tackles all four years of his career. He says he just took it year by year. "Each year I would just set that goal to lead the team in tackles. That is pretty much all that it was."



@SKAIMOORE\_10



@SKAIMOORE10

# 55 SKAI MOORE

LINEBACKER



(SKY)

## NFL HIGHLIGHTS

- Spent the majority of the 2019 season on the Colts practice squad before being signed to the active roster before Week 17. He appeared in one game, but did not record any statistics.
- Appeared in nine games (one start) in 2018 and totaled four solo tackles. Was one of five Colts rookies to start Week 1.

## COLLEGE HIGHLIGHTS

- Started 37-of-50 career games at South Carolina from 2013-17 and compiled 353 tackles (213 solo), 20.5 tackles for loss, 5.5 sacks, 20 passes defended, 14 interceptions (one returned for a touchdown), three forced fumbles and three fumble recoveries.
- Became the 15th player in Division I history to lead his team in tackles in four seasons (2013-15, 2017).
- His 14 career interceptions tied for the South Carolina record.
- Started all 13 games in 2017 and registered 93 tackles (62 solo), 8.0 tackles for loss, 2.0 sacks, five passes defended and three interceptions (one returned for a touchdown). Earned First Team All-SEC recognition from the league's coaches and was named a Second Team All-SEC selection by the Associated Press and Phil Steele.
- Redshirted the 2016 season while recovering from an injury.
- In 2015, earned Second Team All-SEC recognition from the league's coaches and the Associated Press after starting 11-of-12 games and tallying 111 tackles (69 solo), 6.5 tackles for loss, 2.0 sacks, eight passes defended, four interceptions, three forced fumbles and one fumble recovery.
- Appeared in 12 games (nine starts) in 2014 and finished with 93 tackles (52 solo), 2.5 tackles for loss, 1.0 sack, three passes defended, three interceptions and one fumble recovery.
- As a freshman in 2013, saw action in all 13 games (four starts) and recorded 56 tackles (30 solo), 3.5 tackles for loss, half a sack, four passes defended, four interceptions and one fumble recovery. Selected to the coaches' SEC All-Freshman Team and was a Second Team Freshman All-America linebacker according to *247Sports.com*.

## PERSONAL

- Attended Fort Lauderdale (Fla.) University High School, where he helped the team to an undefeated season and the 3A state title as a senior.
- Totaled 103 tackles, 6.0 sacks and four interceptions as a senior.
- Rated as the 43rd-best player in the state and the No. 19 outside linebacker in the nation according to *Rivals.com*.
- Graduated with a degree in interdisciplinary studies in August 2017.
- A native of Cooper City, Fla.

## ADDITIONAL TRANSACTIONS

- Signed to the Colts active roster from the practice squad on December 28, 2019.
- Signed to the Indianapolis practice squad on September 1, 2019.
- Waived by the Colts on August 31, 2019.
- Signed to the Indianapolis active roster from the practice squad on November 9, 2018.
- Signed to the Colts practice squad on October 15, 2018.
- Waived by Indianapolis on October 13, 2018.
- Signed to the Colts active roster from the practice squad on October 4, 2018.
- Signed to the Indianapolis practice squad on October 1, 2018.
- Waived by the Colts on September 28, 2018.
- Signed by Indianapolis as an undrafted free agent on May 1, 2018.



@SKAIMOORE\_10



@SKAIMOORE10





## SKAI MOORE'S - NFL REGULAR SEASON STATISTICS

DATE	TEAM	GP	GS	TACKLES							INTERCEPTIONS					FUMBLES			ST				MISC			
				TK	S	A	TFL	YDS	SK	YDS	QBH	NO	YDS	LG	TD	PD	FF	FR	YDS	TK	S	A	FF	FR	S	A
2018	Colts	9	1	4	4	0	0	0	0.0	0.0	0	0	0	0	0	0	0	0	0	0	0	0	0	0	0	0
2019	Colts	1	0	0	0	0	0	0	0.0	0.0	0	0	0	0	0	0	0	0	0	0	0	0	0	0	0	
<b>TOTALS</b>		<b>10</b>	<b>1</b>	<b>4</b>	<b>4</b>	<b>0</b>	<b>0</b>	<b>0</b>	<b>0.0</b>	<b>0.0</b>	<b>0</b>	<b>0</b>	<b>0</b>	<b>0</b>	<b>0</b>	<b>0</b>	<b>0</b>	<b>0</b>	<b>0</b>	<b>0</b>	<b>0</b>	<b>0</b>	<b>0</b>	<b>0</b>	<b>0</b>	

## SKAI MOORE'S - NFL POSTSEASON STATISTICS

DATE	TEAM	GP	GS	TACKLES							INTERCEPTIONS					FUMBLES			ST				MISC		
				TK	S	A	TFL	YDS	SK	YDS	QBH	NO	YDS	LG	TD	PD	FF	FR	YDS	TK	S	A	FF	FR	S
2018	Colts	0	0	0	0	0	0	0	0.0	0.0	0	0	0	0	0	0	0	0	0	0	0	0	0	0	0
<b>TOTALS</b>		<b>0</b>	<b>0</b>	<b>0</b>	<b>0</b>	<b>0</b>	<b>0</b>	<b>0</b>	<b>0.0</b>	<b>0.0</b>	<b>0</b>	<b>0</b>	<b>0</b>	<b>0</b>	<b>0</b>	<b>0</b>	<b>0</b>	<b>0</b>	<b>0</b>	<b>0</b>	<b>0</b>	<b>0</b>	<b>0</b>	<b>0</b>	<b>0</b>

### SINGLE-GAME HIGHS: DEFENSIVE

#### Total Tackles

2 vs. Cincinnati Bengals, Sep 09, 2018

### 2018 GAME-BY-GAME REGULAR SEASON STATISTICS (COLTS)

DATE	OPPONENT	P/S	TACKLES							INTERCEPTIONS					FUMBLES			ST				MISC			W/L	SCORE	
			TK	S	A	SK	YDS	TFL	YDS	QBH	NO	YDS	LG	TD	PD	FF	FR	YDS	TK	S	A	FF	FR	S			A
09/09	Bengals	S	2	2	0	0	0	0	0	0	0	0	0	0	0	0	0	0	0	0	0	0	0	0	0	L	23-34
09/16	at Washington	P	0	0	0	0	0	0	0	0	0	0	0	0	0	0	0	0	0	0	0	0	0	0	0	W	21-9
09/23	at Eagles	P	0	0	0	0	0	0	0	0	0	0	0	0	0	0	0	0	0	0	0	0	0	0	0	L	16-20
09/30	Texans		DID NOT PLAY																				L	34-37+			
10/04	at Patriots	P	0	0	0	0	0	0	0	0	0	0	0	0	0	0	0	0	0	0	0	0	0	0	0	L	24-38
10/14	at Jets		DID NOT PLAY																				L	34-42			
10/21	Bills		PRACTICE SQUAD																				W	37-5			
10/28	at Raiders		PRACTICE SQUAD																				W	42-28			
11/11	Jaguars	P	0	0	0	0	0	0	0	0	0	0	0	0	0	0	0	0	0	0	0	0	0	0	0	W	29-26
11/18	Titans	P	2	2	0	0	0	0	0	0	0	0	0	0	0	0	0	0	0	0	0	0	0	0	0	W	38-10
11/25	Dolphins	P	0	0	0	0	0	0	0	0	0	0	0	0	0	0	0	0	0	0	0	0	0	0	0	W	27-24
12/02	at Jaguars	P	0	0	0	0	0	0	0	0	0	0	0	0	0	0	0	0	0	0	0	0	0	0	0	L	0-6
12/09	at Texans	P	0	0	0	0	0	0	0	0	0	0	0	0	0	0	0	0	0	0	0	0	0	0	0	W	24-21
12/16	Cowboys		INACTIVE																				W	23-0			
12/23	Giants		INJURED RESERVE																				W	28-27			
12/30	at Titans		INJURED RESERVE																				W	33-17			
<b>2018 TOTALS</b>		<b>9-1</b>	<b>4</b>	<b>4</b>	<b>0</b>	<b>0</b>	<b>0</b>	<b>0</b>	<b>0</b>	<b>0</b>	<b>0</b>	<b>0</b>	<b>0</b>	<b>0</b>	<b>0</b>	<b>0</b>	<b>0</b>	<b>0</b>	<b>0</b>	<b>0</b>	<b>0</b>	<b>0</b>	<b>0</b>	<b>0</b>	<b>0</b>	<b>10-6</b>	

+ - Overtime

### 2019 GAME-BY-GAME REGULAR SEASON STATISTICS (COLTS)

DATE	OPPONENT	P/S	TACKLES							INTERCEPTIONS					FUMBLES			ST				MISC			W/L	SCORE
			TK	S	A	SK	YDS	TFL	YDS	QBH	NO	YDS	LG	TD	PD	FF	FR	YDS	TK	S	A	FF	FR	S		
09/08	at Chargers		DID NOT PLAY																				L	24-30+		
09/15	at Titans		PRACTICE SQUAD																				W	19-17		
09/22	Falcons		PRACTICE SQUAD																				W	27-24		
09/29	Raiders		PRACTICE SQUAD																				L	24-31		
10/06	at Chiefs		PRACTICE SQUAD																				W	19-13		
10/20	Texans		PRACTICE SQUAD																				W	30-23		
10/27	Broncos		PRACTICE SQUAD																				W	15-13		
11/03	at Steelers		PRACTICE SQUAD																				L	24-26		
11/10	Dolphins		PRACTICE SQUAD																				L	12-16		
11/17	Jaguars		PRACTICE SQUAD																				W	33-13		
11/21	at Texans		PRACTICE SQUAD																				L	17-20		
12/01	Titans		PRACTICE SQUAD																				L	17-31		
12/08	at Buccaneers		PRACTICE SQUAD																				L	35-38		
12/16	at Saints		PRACTICE SQUAD																				L	7-34		
12/22	Panthers		PRACTICE SQUAD																				W	38-6		
12/29	at Jaguars	P	0	0	0	0	0	0	0	0	0	0	0	0	0	0	0	0	0	0	0	0	0	0	L	20-38
<b>2019 TOTALS</b>		<b>1-0</b>	<b>0</b>	<b>0</b>	<b>0</b>	<b>0</b>	<b>0</b>	<b>0</b>	<b>0</b>	<b>0</b>	<b>0</b>	<b>0</b>	<b>0</b>	<b>0</b>	<b>0</b>	<b>0</b>	<b>0</b>	<b>0</b>	<b>0</b>	<b>0</b>	<b>0</b>	<b>0</b>	<b>0</b>	<b>0</b>	<b>0</b>	<b>7-9</b>

+ - Overtime





(SKY)

2018 GAME-BY-GAME POSTSEASON STATISTICS (COLTS)

DATE	OPPONENT	P/S	TACKLES							INTERCEPTIONS				FUMBLES			ST			MISC		W/L	SCORE				
			TK	S	A	SK	YDS	TFL	YDS	QBH	NO	YDS	LG	TD	PD	FF	FR	YDS	TK	S	A			FF	FR	S	A
01/05	at Texans																								W	21-7	
01/12	at Chiefs																								L	13-31	
<b>2018 TOTALS</b>			<b>0</b>	<b>0</b>	<b>0</b>	<b>0.0</b>	<b>0.0</b>	<b>0</b>	<b>0</b>	<b>0</b>	<b>0</b>	<b>0</b>	<b>0</b>	<b>0</b>	<b>0</b>	<b>0</b>	<b>0</b>	<b>0</b>	<b>0</b>	<b>0</b>	<b>0</b>	<b>0</b>	<b>0</b>	<b>0</b>	<b>0</b>	<b>1-1</b>	



# 23

# KENNY MOORE II

CORNERBACK



## 5-9 • 190

NFL EXP: 4 (4th Year with Colts)

BORN: 8/23/95



Moore II was claimed by the Colts off waivers from New England on September 3, 2017.

### DOWN THE STRETCH

**Favorite musician and/or song:** Meek Mill

**Hobbies outside of football:** Watching Jeopardy!

**What is something interesting about you that most people may not know:** I have a twin sister.

**Favorite food:** Southern BBQ

**What's the one thing you couldn't live without:** God

**What was your "welcome to the NFL" moment:** The first day I was in New England, Tom Brady spoke to me. He knew my name, he introduced himself, so it felt pretty cool coming from Tom Brady. You don't really think you're anyone as a rookie. Just practicing against guys like Julian Edelman and Danny Amendola was cool, too. My first game, I was thinking, 'Dang, I'm actually here. I hear all the fans. This is the real deal.'

**Did you play with any NFL players in high school:** I played basketball with Josh Harvey-Clemons. He's with the Washington now.

**Hobbies outside of football:** Photography and doing spontaneous things, whether that's going downtown and taking pictures or just hanging out. I like to get to know people. I'm trying to read more often now. I enjoy doing digital art and illustrations.

**Unique jobs growing up:** I worked at the pool store in Valdosta every summer in college. I worked in the chlorine room and I was basically like a little chemist, I like to say. I tested people's chlorine water to see the pH and stuff like that.

**Favorite athlete:** Dwyane Wade. It was Cristiano Ronaldo just because I really loved soccer, but it's definitely D-Wade. I think he's a great man on and off the court. He expresses himself well and has style. I love fashion.

**Proudest achievement outside of football:** My last year of college, I got an academic award. That wasn't something that I was used to getting or being honored for, but I was pretty proud of myself.



@KENNYKENNYMOE3



@KENNYMOORE\_II



### MOORE II LIFE THAN FOOTBALL

As humble of an athlete as they come, Moore wants to impact as many lives as he can and benefit the world around him. "I just care about people in general and the best way for me to show that is to go out and do it. I'm passionate about community work and helping people. I want to do more than just play football and get a check." A man of his word, Moore is planning an event in his hometown of Valdosta, Ga., to help bring the community together. "I feel like my hometown has gone through a lot, so I want to have a community festival at my college to bring everyone together for a day of fun. I want to do that annually and I think we can all have a good time."



### THE MOORE YOU CAN DO

While Moore is making strides in the football world, his talent and creativity transcends the field. Moore is a self-taught photographer and designer who enjoys capturing the world around him from his own perspective. "I really love landscapes because it's not man-made. But I do love architecture because you do see what man can create. It goes hand in hand. I like to point something out and try to get my own angle on it because everybody has different types of perception." The picture and illustration are both Moore's original creations. Moore wore No. 42 as a rookie in 2017.



### HELPING IN A TIME OF NEED

During Moore's rookie year, he was driving home from a community event when the car in front of him ran over a dog that was running into the street. Moore got out of his car and helped the dog and its owner. He promptly invited the dog and its owner, Max, into the car to go to the closest vet hospital. The dog had suffered a broken pelvis, but the first vet they visited wasn't able to assist and gave them the address to one that could perform surgery. Moore ended up taking them to the other vet to have the surgery done and thankfully, the dog was going to make it. Max and Moore still keep in contact to this day and Max has even made it out to a Colts game on Moore's behalf.



### NFL HIGHLIGHTS

- Has appeared in 42 games (31 starts) in three seasons with the Colts and has totaled 170 tackles (141 solo), 9.0 tackles for loss, 4.0 sacks, six interceptions, 19 passes defended, two forced fumbles and one fumble recovery. He has also added six special teams stops.
- Started 11 games in 2019 and had 61 tackles (50 solo), 4.0 tackles for loss, 2.5 sacks, three passes defended, two interceptions and one fumble recovery. In Week 9 at Pittsburgh, he recorded a season-high eight tackles (seven solo), one pass defended and one interception. In Week 11 vs. Jacksonville, he had a team-high eight solo tackles, 1.0 tackle for loss, 1.0 sack and one pass defended. In Week 12 at Houston, he led the team in tackles (eight) and added one pass defended and one interception.
- In 15 starts in 2018, he had 76 tackles (63 solo), 4.0 tackles for loss, 1.5 sacks, three interceptions, 11 passes defended and one forced fumble along with one special teams stop. Started two postseason games and had 19 tackles (13 solo), 3.0 tackle for loss, 3.0 sacks, one interception and three passes defended. With 3.0 sacks in the postseason, Moore set a team record for most sacks in a single postseason. Moore also tied Larry Tripplett for the third-most postseason sacks in team history. During the AFC Divisional Round, Moore totaled 13 tackles (eight solo), 2.0 tackles for loss, 2.0 sacks and one pass defended. On his second sack of the day, he tied Dwight Freeney (1/6/07 and 1/3/09) and Robert Mathis (1/3/09) as the only Colts to register 2.0 sacks in a playoff game.
- In Week 10 vs. Jacksonville, he had six solo tackles, 1.0 tackle for loss, two passes defended and had a forced fumble late in the fourth quarter to seal the win. In Week 11 vs. Tennessee, he led the team in tackles with 10 (nine solo), 1.0 tackle for loss and half a sack.
- Appeared in all 16 games (five starts) as a rookie in 2017, finishing with 33 tackles (28 solo), 1.0 tackle for loss, one interception, five passes defended and one forced fumble.
- Notched his first career interception in Week 15 vs. Denver on *Thursday Night Football*.
- Compiled eight solo tackles, 1.0 tackle for loss, one pass defended and one forced fumble in Week 16 at Baltimore.





### COLLEGE HIGHLIGHTS

- Played in 46 games during his four-year career (2013-16) at Valdosta State and registered 171 tackles (117 solo), 8.5 tackles for loss, 2.0 sacks, one forced fumble, 11 interceptions for 236 yards and two touchdowns and added 30 passes defended.
- As a senior in 2016, played in 11 games and totaled 65 tackles (45 solo), 6.5 tackles for loss, 1.0 sack, 13 passes defended and a career-high five interceptions.
- In 2015, appeared in 12 games and tallied 51 tackles (34 solo), 1.5 tackles for loss, 1.0 sack, nine passes defended and three interceptions (two returned for touchdowns).
- As a sophomore in 2014, played in 13 games and racked up 37 tackles (26 solo), seven passes defended, two interceptions and one forced fumble.
- In 2013, saw action in 10 games and recorded 18 tackles (12 solo), half a tackle for loss, one pass defended and one interception.

### PERSONAL

- Attended Lowndes High School in Valdosta, Ga. where he tallied 18 tackles, 1.0 tackle for loss and two interceptions for a team that went 9-2 and advanced to the GHSAAAAAA Playoffs.
- One of seven siblings and has a twin sister.
- For the last two years, he has hosted a "Day of 1ove" Community Festival and a free youth football camp in Valdosta.
- In 2019, he pledged \$12,500 to Reach Georgia, which is a needs-based scholarship and mentoring program that serves 134 school systems around the state.
- His mantra is 1ove which means inclusion for all and coming together in love.
- Has participated in events at Second Helpings, Wheeler Mission and the Marion County Juvenile Detention Center.
- Partakes in Colts Community Ticket Block and provides game tickets to various charitable organizations, including A Kid Again, Indy Police Athletic League and Dream Alive.
- A native of Valdosta, Ga.

### ADDITIONAL TRANSACTIONS

- Waived by the New England Patriots on September 2, 2017.
- Signed by the Patriots as an undrafted free agent on May 5, 2017.





### KENNY MOORE II'S - NFL REGULAR SEASON STATISTICS

DATE	TEAM	GP	GS	TACKLES							INTERCEPTIONS					FUMBLES			ST			MISC				
				TK	S	A	TFL	YDS	SK	YDS	QBH	NO	YDS	LG	TD	PD	FF	FR	YDS	TK	S	A	FF	FR	S	A
2017	Colts	16	5	33	28	5	1	3	0.0	0.0	0	1	25	25	0	5	1	0	0	5	4	1	0	0	0	0
2018	Colts	15	15	76	63	13	4	10	1.5	13.0	2	3	52	32	0	11	1	0	0	1	0	1	0	0	0	
2019	Colts	11	11	61	50	11	4	16	2.5	15.0	4	2	36	35	0	3	0	1	1	0	0	0	0	0	0	
<b>TOTALS</b>		<b>42</b>	<b>31</b>	<b>170</b>	<b>141</b>	<b>29</b>	<b>9</b>	<b>29</b>	<b>4.0</b>	<b>28.0</b>	<b>6</b>	<b>6</b>	<b>113</b>	<b>35</b>	<b>0</b>	<b>19</b>	<b>2</b>	<b>1</b>	<b>1</b>	<b>6</b>	<b>4</b>	<b>2</b>	<b>0</b>	<b>0</b>	<b>0</b>	

### KENNY MOORE II'S - NFL POSTSEASON STATISTICS

DATE	TEAM	GP	GS	TACKLES							INTERCEPTIONS					FUMBLES			ST			MISC			
				TK	S	A	TFL	YDS	SK	YDS	QBH	NO	YDS	LG	TD	PD	FF	FR	YDS	TK	S	A	FF	FR	S
2018	Colts	2	2	19	13	6	3	22	3.0	22.0	4	1	10	10	0	3	0	0	0	0	0	0	0	0	0
<b>TOTALS</b>		<b>2</b>	<b>2</b>	<b>19</b>	<b>13</b>	<b>6</b>	<b>3</b>	<b>22</b>	<b>3.0</b>	<b>22.0</b>	<b>4</b>	<b>1</b>	<b>10</b>	<b>10</b>	<b>0</b>	<b>3</b>	<b>0</b>	<b>0</b>	<b>0</b>	<b>0</b>	<b>0</b>	<b>0</b>	<b>0</b>	<b>0</b>	<b>0</b>

### SINGLE-GAME HIGHS: DEFENSIVE

- Total Tackles** 10 vs. Tennessee Titans, Nov 18, 2018  
9 at Washington Redskins, Sep 16, 2018  
8 at Houston Texans, Nov 21, 2019  
...3 more at 8.
- Sacks** 1.0 vs. Jacksonville Jaguars, Nov 17, 2019  
...2 more at 1.0.
- Passes Defensed** 3 vs. Jacksonville Jaguars, Nov 11, 2018  
2 at Tennessee Titans, Dec 30, 2018  
...2 more at 2.
- Forced Fumbles** 1 vs. Jacksonville Jaguars, Nov 11, 2018  
...1 more at 1.
- Fumble Recoveries** 1 vs. Miami Dolphins, Nov 10, 2019
- Tackles For Loss** 1 vs. Tennessee Titans, Dec 01, 2019  
...8 more at 1.
- Interceptions** 1 at Houston Texans, Nov 21, 2019  
...5 more at 1.
- Interception Return Yards** 35 at Pittsburgh Steelers, Nov 03, 2019  
32 vs. Cincinnati Bengals, Sep 09, 2018  
25 vs. Denver Broncos, Dec 14, 2017
- Special Teams Tackles** 1 vs. Cincinnati Bengals, Sep 09, 2018  
...5 more at 1.

### SINGLE-GAME HIGHS - POSTSEASON: DEFENSIVE

- Total Tackles** 12 at Kansas City Chiefs, Jan 12, 2019  
6 at Houston Texans, Jan 05, 2019
- Sacks** 2.0 at Kansas City Chiefs, Jan 12, 2019  
1.0 at Houston Texans, Jan 05, 2019
- Passes Defensed** 2 at Houston Texans, Jan 05, 2019  
1 at Kansas City Chiefs, Jan 12, 2019
- Tackles For Loss** 2 at Kansas City Chiefs, Jan 12, 2019  
1 at Houston Texans, Jan 05, 2019
- Interceptions** 1 at Houston Texans, Jan 05, 2019
- Interception Return Yards** 10 at Houston Texans, Jan 05, 2019

### 2017 GAME-BY-GAME REGULAR SEASON STATISTICS (COLTS)

DATE	OPPONENT	P/S	TACKLES							INTERCEPTIONS					FUMBLES			ST			MISC					
			TK	S	A	SK	YDS	TFL	YDS	QBH	NO	YDS	LG	TD	PD	FF	FR	YDS	TK	S	A	FF	FR	S	A	W/L
09/10	at Rams	P	0	0	0	0.0	0.0	0	0	0	0	0	0	0	0	0	0	0	1	1	0	0	0	0	L	9-46
09/17	Cardinals	P	0	0	0	0.0	0.0	0	0	0	0	0	0	0	0	0	0	0	1	1	0	0	0	0	L	13-16+
09/24	Browns	P	0	0	0	0.0	0.0	0	0	0	0	0	0	0	0	0	0	0	0	0	0	0	0	0	W	31-28
10/01	at Seahawks	P	0	0	0	0.0	0.0	0	0	0	0	0	0	0	0	0	0	0	0	0	0	0	0	0	L	18-46
10/08	49ers	P	0	0	0	0.0	0.0	0	0	0	0	0	0	0	0	0	0	0	1	1	0	0	0	0	W	26-23+
10/16	at Titans	P	0	0	0	0.0	0.0	0	0	0	0	0	0	0	0	0	0	0	1	1	0	0	0	0	L	22-36
10/22	Jaguars	P	1	1	0	0.0	0.0	0	0	0	0	0	0	0	0	0	0	0	0	0	0	0	0	0	L	0-27
10/29	at Bengals	P	0	0	0	0.0	0.0	0	0	0	0	0	0	0	0	0	0	0	0	0	0	0	0	0	L	23-24
11/05	at Texans	P	0	0	0	0.0	0.0	0	0	0	0	0	0	0	0	0	0	0	0	0	0	0	0	0	W	20-14
11/12	Steelers	P	0	0	0	0.0	0.0	0	0	0	0	0	0	0	0	0	0	0	0	0	0	0	0	0	L	17-20
11/26	Titans	P	3	3	0	0.0	0.0	0	0	0	0	0	0	0	0	0	0	0	1	1	0	0	0	0	L	16-20
12/03	at Jaguars	S	5	4	1	0.0	0.0	0	0	0	0	0	0	0	0	0	0	0	0	0	0	0	0	0	L	10-30
12/10	at Bills	S	6	6	0	0.0	0.0	0	0	0	0	0	0	1	0	0	0	0	0	0	0	0	0	0	L	7-13+
12/14	Broncos	S	6	3	3	0.0	0.0	0	0	0	1	25	25	0	2	0	0	0	0	0	0	0	0	0	L	13-25
12/23	at Ravens	S	8	8	0	0.0	0.0	1	3	0	0	0	0	0	1	1	0	0	0	0	0	0	0	0	L	16-23
12/31	Texans	S	4	3	1	0.0	0.0	0	0	0	0	0	0	1	0	0	0	0	0	0	0	0	0	0	W	22-13
<b>2017 TOTALS</b>		<b>16-5</b>	<b>33</b>	<b>28</b>	<b>5</b>	<b>0.0</b>	<b>0.0</b>	<b>1</b>	<b>3</b>	<b>0</b>	<b>1</b>	<b>25</b>	<b>25</b>	<b>0</b>	<b>5</b>	<b>1</b>	<b>0</b>	<b>0</b>	<b>5</b>	<b>4</b>	<b>1</b>	<b>0</b>	<b>0</b>	<b>0</b>	<b>4-12</b>	

+ - Overtime





### 2018 GAME-BY-GAME REGULAR SEASON STATISTICS (COLTS)

DATE	OPPONENT	P/S	TACKLES							INTERCEPTIONS				FUMBLES			ST				MISC		W/L	SCORE				
			TK	S	A	SK	YDS	TFL	YDS	QBH	NO	YDS	LG	TD	PD	FF	FR	YDS	TK	S	A	FF			FR	S	A	
09/09	Bengals	S	2	2	0	0	0	0	0	0	1	32	32	0	1	0	0	0	1	0	1	0	0	0	0	L	23-34	
09/16	at Washington	S	9	7	2	0	0	1	0	0	0	0	0	0	0	0	0	0	0	0	0	0	0	0	0	W	21-9	
09/23	at Eagles	S	3	2	1	0	0	0	0	0	0	0	0	0	0	0	0	0	0	0	0	0	0	0	0	L	16-20	
09/30	Texans	S	3	3	0	0	0	0	0	0	0	0	0	0	0	0	0	0	0	0	0	0	0	0	0	L	34-37+	
10/04	at Patriots		INACTIVE																								L	24-38
10/14	at Jets	S	5	5	0	0	0	0	0	0	0	0	0	0	0	0	0	0	0	0	0	0	0	0	0	L	34-42	
10/21	Bills	S	7	5	2	0	0	0	0	0	1	4	4	0	2	0	0	0	0	0	0	0	0	0	0	0	W	37-5
10/28	at Raiders	S	3	2	1	0	0	0	0	0	0	0	0	0	1	0	0	0	0	0	0	0	0	0	0	0	W	42-28
11/11	Jaguars	S	6	6	0	0	0	1	1	0	0	0	0	0	3	1	0	0	0	0	0	0	0	0	0	0	W	29-26
11/18	Titans	S	10	9	1	0.5	4.0	1	0	1	0	0	0	0	0	0	0	0	0	0	0	0	0	0	0	0	W	38-10
11/25	Dolphins	S	2	1	1	0	0	0	0	0	0	0	0	0	1	0	0	0	0	0	0	0	0	0	0	0	W	27-24
12/02	at Jaguars	S	6	4	2	0	0	0	0	0	0	0	0	0	1	0	0	0	0	0	0	0	0	0	0	0	L	0-6
12/09	at Texans	S	7	6	1	1.0	9.0	1	9	1	0	0	0	0	0	0	0	0	0	0	0	0	0	0	0	0	W	24-21
12/16	Cowboys	S	4	4	0	0	0	0	0	0	0	0	0	0	0	0	0	0	0	0	0	0	0	0	0	0	W	23-0
12/23	Giants	S	5	4	1	0	0	0	0	0	0	0	0	0	0	0	0	0	0	0	0	0	0	0	0	0	W	28-27
12/30	at Titans	S	4	3	1	0	0	0	0	0	1	16	16	0	2	0	0	0	0	0	0	0	0	0	0	0	W	33-17
<b>2018 TOTALS</b>		<b>15-15</b>	<b>76</b>	<b>63</b>	<b>13</b>	<b>1.5</b>	<b>13.0</b>	<b>4</b>	<b>10</b>	<b>2</b>	<b>3</b>	<b>52</b>	<b>32</b>	<b>0</b>	<b>11</b>	<b>1</b>	<b>0</b>	<b>0</b>	<b>1</b>	<b>0</b>	<b>1</b>	<b>0</b>	<b>1</b>	<b>0</b>	<b>0</b>	<b>0</b>	<b>0</b>	<b>10-6</b>

+ - Overtime

### 2019 GAME-BY-GAME REGULAR SEASON STATISTICS (COLTS)

DATE	OPPONENT	P/S	TACKLES							INTERCEPTIONS				FUMBLES			ST				MISC		W/L	SCORE				
			TK	S	A	SK	YDS	TFL	YDS	QBH	NO	YDS	LG	TD	PD	FF	FR	YDS	TK	S	A	FF			FR	S	A	
09/08	at Chargers	S	4	3	1	0	0	0	0	0	0	0	0	0	0	0	0	0	0	0	0	0	0	0	0	0	L	24-30+
09/15	at Titans	S	3	2	1	0	0	0	0	0	0	0	0	0	0	0	0	0	0	0	0	0	0	0	0	0	W	19-17
09/22	Falcons	S	7	7	0	0	0	0	0	0	0	0	0	0	0	0	0	0	0	0	0	0	0	0	0	0	W	27-24
09/29	Raiders	S	4	3	1	0	0	0	0	0	0	0	0	0	0	0	0	0	0	0	0	0	0	0	0	0	L	24-31
10/06	at Chiefs	S	4	3	1	1.0	5.0	1	5	1	0	0	0	0	0	0	0	0	0	0	0	0	0	0	0	0	W	19-13
10/20	Texans		INACTIVE																								W	30-23
10/27	Broncos	S	6	4	2	0	0	0	0	0	0	0	0	0	0	0	0	0	0	0	0	0	0	0	0	0	W	15-13
11/03	at Steelers	S	8	7	1	0	0	0	0	0	1	35	35	0	1	0	0	0	0	0	0	0	0	0	0	0	L	24-26
11/10	Dolphins	S	5	5	0	0	0	1	2	0	0	0	0	0	0	1	1	0	0	0	0	0	0	0	0	0	L	12-16
11/17	Jaguars	S	8	8	0	1.0	9.0	1	9	1	0	0	0	0	1	0	0	0	0	0	0	0	0	0	0	0	W	33-13
11/21	at Texans	S	8	5	3	0	0	0	0	1	1	1	1	0	1	0	0	0	0	0	0	0	0	0	0	0	L	17-20
12/01	Titans	S	4	3	1	0.5	1.0	1	0	1	0	0	0	0	0	0	0	0	0	0	0	0	0	0	0	0	L	17-31
12/08	at Buccaneers		INACTIVE																								L	35-38
12/16	at Saints		INACTIVE																								L	7-34
12/22	Panthers		INACTIVE																								W	38-6
12/29	at Jaguars		ON INACTIVE LIST																								L	20-38
<b>2019 TOTALS</b>		<b>11-11</b>	<b>61</b>	<b>50</b>	<b>11</b>	<b>2.5</b>	<b>15.0</b>	<b>4</b>	<b>16</b>	<b>4</b>	<b>2</b>	<b>36</b>	<b>35</b>	<b>0</b>	<b>3</b>	<b>0</b>	<b>1</b>	<b>1</b>	<b>0</b>	<b>0</b>	<b>0</b>	<b>0</b>	<b>0</b>	<b>0</b>	<b>0</b>	<b>0</b>	<b>0</b>	<b>7-9</b>

+ - Overtime

### 2018 GAME-BY-GAME POSTSEASON STATISTICS (COLTS)

DATE	OPPONENT	P/S	TACKLES							INTERCEPTIONS				FUMBLES			ST				MISC		W/L	SCORE					
			TK	S	A	SK	YDS	TFL	YDS	QBH	NO	YDS	LG	TD	PD	FF	FR	YDS	TK	S	A	FF			FR	S	A		
01/05	at Texans	S	6	5	1	1.0	9.0	1	9	2	1	10	10	0	2	0	0	0	0	0	0	0	0	0	0	0	0	W	21-7
01/12	at Chiefs	S	13	8	5	2.0	13.0	2	13	2	0	0	0	0	1	0	0	0	0	0	0	0	0	0	0	0	L	13-31	
<b>2018 TOTALS</b>		<b>2-2</b>	<b>19</b>	<b>13</b>	<b>6</b>	<b>3.0</b>	<b>22.0</b>	<b>3</b>	<b>22</b>	<b>4</b>	<b>1</b>	<b>10</b>	<b>10</b>	<b>0</b>	<b>3</b>	<b>0</b>	<b>0</b>	<b>0</b>	<b>0</b>	<b>0</b>	<b>0</b>	<b>0</b>	<b>0</b>	<b>0</b>	<b>0</b>	<b>0</b>	<b>0</b>	<b>1-1</b>	



# 97 AL-QUADIN MUHAMMAD

DEFENSIVE END

(al-KWUH-deen)



6-4 • 250

NFL EXP: 4 (3rd Year with Colts)

BORN: 3/28/95



Muhammad was originally claimed by the Colts off waivers from New Orleans on September 2, 2018.

## DOWN THE STRETCH

**Pregame ritual:** I pray about three times. I usually pray when I get to the locker room, one with the team and one when I get on the field.

**Bucket list:** I want to take my whole entire family outside of the country.

**Pet peeve:** Crying

**Nickname:** Quan

**Hidden talents:** Basketball

**Hobbies off the field:** Spending time with my son

**Time you overcame adversity:** I transferred to a new school and everything was crazy. The conditioning and the workouts were unbelievable. I wanted to transfer. I wanted to quit. I fought through it and it made me the person I am today.

**Favorite movie:** "Paid in Full."

**Favorite artist:** Jay-Z

**One place you want to travel:** Mecca

**Strangest thing you have eaten:** Raw sushi

### *DON BOSCO PREP*

Being from New Jersey, Muhammad decided to transfer to Don Bosco Prep in Ramsey, N.J. Don Bosco Prep is known for their athletics and have helped many other former and current NFL players make it to an elite level. Some of the other alumni include Giants safety Jabrill Peppers, former Packers and Washington running back Ryan Grant and former Giants and Vikings defensive end Justin Trattou.





### NFL HIGHLIGHTS

- Has appeared in 35 games (seven starts) with the Colts and Saints and has totaled 56 tackles (36 solo), 13.0 tackles for loss, 3.0 sacks, one pass defended, one forced fumble and one fumble recovery.
- Played in all 16 games (three starts) in 2019 and totaled 27 tackles (20 solo), 8.0 tackles for loss, 3.0 sacks and one forced fumble. In Week 2 at Tennessee, he finished with four solo tackles, 1.0 tackle for loss and his first career forced fumble. In Week 16 vs. Carolina, he had three solo tackles, 2.0 tackles for loss and a career-high 2.0 sacks.
- In 2018, he played in 15 games (four starts) and had 28 tackles (16 solo), 5.0 tackles for loss, one pass defended and one fumble recovery. Started two postseason games and had five tackles (four solo), 1.0 tackle for loss and 1.0 sack. Also spent one week on the Colts' practice squad.
- Appeared in four games during his rookie season with the Saints and finished with one tackle.

### COLLEGE HIGHLIGHTS

- Played in 25 games (seven starts) in two seasons at Miami (FL) and totaled 62 tackles (41 solo), 10.5 tackles for loss, 7.0 sacks, one forced fumble and one pass defended.
- Did not play football in 2016.
- In 2015, he appeared in 12 games (seven starts) and accumulated 54 tackles (34 solo), 8.5 tackles for loss, 5.0 sacks, one forced fumble and one pass defended. He led the team in tackles for loss and sacks.
- Did not play football in 2014.
- In 2013, he played in 13 games and had eight tackles (seven solo), 2.0 tackles for loss and 2.0 sacks.

### PERSONAL

- Attended Don Bosco Prep in Ramsey, N.J. and was the third-ranked defensive end in the country by *Rivals.com*.
- Played in the U.S. Army All-American game in 2013.
- As a senior, he helped lead the team to the state semifinals with more than 10.0 sacks.
- Earned all-state first-team honors as a senior.
- Participated in the Colts Team Smile event and the D-Line Christmas in 2019.
- A native of Irvington, N.J.

### ADDITIONAL TRANSACTIONS

- Signed to the Indianapolis active roster from the practice squad on October 13, 2018.
- Signed to the Colts practice squad on October 8, 2018.
- Waived by Indianapolis on October 4, 2018.
- Claimed by the Colts off waivers from New Orleans on September 2, 2018.
- Waived by the Saints on September 1, 2018.
- Selected by New Orleans in the sixth round (196th overall) of the 2017 NFL Draft.

### AL-QUADIN MUHAMMAD'S - NFL REGULAR SEASON STATISTICS

DATE	TEAM	GP	GS	TACKLES							QBH	INTERCEPTIONS					FUMBLES			ST				MISC			
				TK	S	A	TFL	YDS	SK	YDS		NO	YDS	LG	TD	PD	FF	FR	YDS	TK	S	A	FF	FR	S	A	
2017	Saints	4	0	1	0	1	0	0	0.0	0.0	0	0	0	0	0	0	0	0	0	0	0	0	0	0	0	0	0
2018	Colts	15	4	28	16	12	5	10	0.0	0.0	2	0	0	0	0	1	0	1	0	0	0	0	0	0	0	0	0
2019	Colts	16	4	27	20	7	8	44	3.0	24.0	9	0	0	0	0	1	0	0	1	1	0	0	0	0	0	0	0
<b>TOTALS</b>		<b>35</b>	<b>8</b>	<b>56</b>	<b>36</b>	<b>20</b>	<b>13</b>	<b>54</b>	<b>3.0</b>	<b>24.0</b>	<b>11</b>	<b>0</b>	<b>0</b>	<b>0</b>	<b>0</b>	<b>1</b>	<b>1</b>	<b>1</b>	<b>0</b>	<b>1</b>	<b>1</b>	<b>0</b>	<b>0</b>	<b>0</b>	<b>0</b>	<b>0</b>	<b>0</b>

### AL-QUADIN MUHAMMAD'S - NFL POSTSEASON STATISTICS

DATE	TEAM	GP	GS	TACKLES							QBH	INTERCEPTIONS					FUMBLES			ST				MISC			
				TK	S	A	TFL	YDS	SK	YDS		NO	YDS	LG	TD	PD	FF	FR	YDS	TK	S	A	FF	FR	S	A	
2017	Saints	0	0	0	0	0	0	0	0.0	0.0	0	0	0	0	0	0	0	0	0	0	0	0	0	0	0	0	0
2018	Colts	2	2	5	4	1	1	9	1.0	9.0	1	0	0	0	0	0	0	0	0	0	0	0	0	0	0	0	0
<b>TOTALS</b>		<b>2</b>	<b>2</b>	<b>5</b>	<b>4</b>	<b>1</b>	<b>1</b>	<b>9</b>	<b>1.0</b>	<b>9.0</b>	<b>1</b>	<b>0</b>	<b>0</b>	<b>0</b>	<b>0</b>	<b>0</b>	<b>0</b>	<b>0</b>	<b>0</b>	<b>0</b>	<b>0</b>	<b>0</b>	<b>0</b>	<b>0</b>	<b>0</b>	<b>0</b>	<b>0</b>





### SINGLE-GAME HIGHS: DEFENSIVE

<b>Total Tackles</b>	5 vs. Tennessee Titans, Nov 18, 2018 4 at Tennessee Titans, Sep 15, 2019 3 vs. Carolina Panthers, Dec 22, 2019 ...5 more at 3.	<b>Fumble Recoveries</b>	1 at New York Jets, Oct 14, 2018
<b>Sacks</b>	2.0 vs. Carolina Panthers, Dec 22, 2019 1.0 at Los Angeles Chargers, Sep 08, 2019	<b>Tackles For Loss</b>	2 vs. Carolina Panthers, Dec 22, 2019 1 at Houston Texans, Nov 21, 2019 ...10 more at 1.
<b>Passes Defensed</b>	1 vs. Jacksonville Jaguars, Nov 11, 2018	<b>Special Teams Tackles</b>	1 at Pittsburgh Steelers, Nov 03, 2019
<b>Forced Fumbles</b>	1 at Tennessee Titans, Sep 15, 2019		

### SINGLE-GAME HIGHS - POSTSEASON: DEFENSIVE

<b>Total Tackles</b>	2 at Houston Texans, Jan 05, 2019	<b>Tackles For Loss</b>	1 at Houston Texans, Jan 05, 2019
<b>Sacks</b>	1.0 at Houston Texans, Jan 05, 2019		

### 2017 GAME-BY-GAME REGULAR SEASON STATISTICS (SAINTS)

DATE	OPPONENT	P/S	TACKLES							INTERCEPTIONS				FUMBLES			ST			MISC		W/L	SCORE			
			TK	S	A	SK	YDS	TFL	YDS	QBH	NO	YDS	LG	TD	PD	FF	FR	YDS	TK	S	A			FF	FR	S
09/11	at Vikings	P	0	0	0	0	0	0	0	0	0	0	0	0	0	0	0	0	0	0	0	0	0	0	L	19-29
09/17	Patriots																								L	20-36
09/24	at Panthers																								W	34-13
10/01	at Dolphins																								W	20-0
10/15	Lions																								W	52-38
10/22	at Packers	P	0	0	0	0	0	0	0	0	0	0	0	0	0	0	0	0	0	0	0	0	0	0	W	26-17
10/29	Bears																								W	20-12
11/05	Buccaneers																								W	30-10
11/12	at Bills																								W	47-10
11/19	Washington																								W	34-31+
11/26	at Rams																								L	20-26
12/03	Panthers																								W	31-21
12/07	at Falcons																								L	17-20
12/17	Jets	P	1	0	1	0	0	0	0	0	0	0	0	0	0	0	0	0	0	0	0	0	0	0	W	31-19
12/24	Falcons																								W	23-13
12/31	at Buccaneers	P	0	0	0	0	0	0	0	0	0	0	0	0	0	0	0	0	0	0	0	0	0	0	L	24-31
<b>2017 TOTALS</b>		<b>4-0</b>	<b>1</b>	<b>0</b>	<b>1</b>	<b>0</b>	<b>0</b>	<b>0</b>	<b>0</b>	<b>0</b>	<b>0</b>	<b>0</b>	<b>0</b>	<b>0</b>	<b>0</b>	<b>0</b>	<b>0</b>	<b>0</b>	<b>0</b>	<b>0</b>	<b>0</b>	<b>0</b>	<b>0</b>	<b>0</b>	<b>11-5</b>	

+ - Overtime

### 2018 GAME-BY-GAME REGULAR SEASON STATISTICS (COLTS)

DATE	OPPONENT	P/S	TACKLES							INTERCEPTIONS				FUMBLES			ST			MISC		W/L	SCORE			
			TK	S	A	SK	YDS	TFL	YDS	QBH	NO	YDS	LG	TD	PD	FF	FR	YDS	TK	S	A			FF	FR	S
09/09	Bengals	P	1	1	0	0	0	0	1	0	0	0	0	0	0	0	0	0	0	0	0	0	0	0	L	23-34
09/16	at Washington	S	3	1	2	0	0	0	0	0	0	0	0	0	0	0	0	0	0	0	0	0	0	0	W	21-9
09/23	at Eagles	S	2	2	0	0	0	0	0	1	0	0	0	0	0	0	0	0	0	0	0	0	0	0	L	16-20
09/30	Texans	P	2	2	0	0	0	0	0	0	0	0	0	0	0	0	0	0	0	0	0	0	0	0	L	34-37+
10/04	at Patriots																								L	24-38
10/14	at Jets	P	2	1	1	0	0	0	1	2	0	0	0	0	0	0	1	0	0	0	0	0	0	0	L	34-42
10/21	Bills	P	1	1	0	0	0	0	0	0	0	0	0	0	0	0	0	0	0	0	0	0	0	0	W	37-5
10/28	at Raiders	P	0	0	0	0	0	0	0	0	0	0	0	0	0	0	0	0	0	0	0	0	0	0	W	42-28
11/11	Jaguars	P	2	2	0	0	0	0	1	4	0	0	0	0	1	0	0	0	0	0	0	0	0	0	W	29-26
11/18	Titans	P	5	0	5	0	0	0	0	0	0	0	0	0	0	0	0	0	0	0	0	0	0	0	W	38-10
11/25	Dolphins	P	1	1	0	0	0	0	0	0	0	0	0	0	0	0	0	0	0	0	0	0	0	0	W	27-24
12/02	at Jaguars	P	2	2	0	0	0	0	0	0	0	0	0	0	0	0	0	0	0	0	0	0	0	0	L	0-6
12/09	at Texans	S	1	1	0	0	0	0	1	4	1	0	0	0	0	0	0	0	0	0	0	0	0	0	W	24-21
12/16	Cowboys	S	0	0	0	0	0	0	0	0	0	0	0	0	0	0	0	0	0	0	0	0	0	0	W	23-0
12/23	Giants	P	3	1	2	0	0	0	1	0	0	0	0	0	0	0	0	0	0	0	0	0	0	0	W	28-27
12/30	at Titans	P	3	1	2	0	0	0	0	0	0	0	0	0	0	0	0	0	0	0	0	0	0	0	W	33-17
<b>2018 TOTALS</b>		<b>15-4</b>	<b>28</b>	<b>16</b>	<b>12</b>	<b>0</b>	<b>0</b>	<b>0</b>	<b>5</b>	<b>10</b>	<b>2</b>	<b>0</b>	<b>0</b>	<b>0</b>	<b>0</b>	<b>1</b>	<b>0</b>	<b>1</b>	<b>0</b>	<b>0</b>	<b>0</b>	<b>0</b>	<b>0</b>	<b>0</b>	<b>10-6</b>	

+ - Overtime



### 2019 GAME-BY-GAME REGULAR SEASON STATISTICS (COLTS)

DATE	OPPONENT	P/S	TACKLES							INTERCEPTIONS				FUMBLES			ST				MISC		W/L	SCORE						
			TK	S	A	SK	YDS	TFL	YDS	QBH	NO	YDS	LG	TD	PD	FF	FR	YDS	TK	S	A	FF			FR	S	A			
09/08	at Chargers	S	2	2	0	1.0	7.0	1	7	2	0	0	0	0	0	0	0	0	0	0	0	0	0	0	L	24-30+				
09/15	at Titans	S	4	4	0	0.0	0.0	1	13	0	0	0	0	0	0	1	0	0	0	0	0	0	0	0	W	19-17				
09/22	Falcons	S	1	1	0	0.0	0.0	1	5	1	0	0	0	0	0	0	0	0	0	0	0	0	0	0	W	27-24				
09/29	Raiders	S	1	1	0	0.0	0.0	1	2	0	0	0	0	0	0	0	0	0	0	0	0	0	0	0	L	24-31				
10/06	at Chiefs	P	0	0	0	0.0	0.0	0	0	0	0	0	0	0	0	0	0	0	0	0	0	0	0	0	W	19-13				
10/20	Texans	P	1	1	0	0.0	0.0	0	0	0	0	0	0	0	0	0	0	0	0	0	0	0	0	0	W	30-23				
10/27	Broncos	P	3	3	0	0.0	0.0	1	0	0	0	0	0	0	0	0	0	0	0	0	0	0	0	0	W	15-13				
11/03	at Steelers	P	1	0	1	0.0	0.0	0	0	0	0	0	0	0	0	0	0	1	1	0	0	0	0	0	L	24-26				
11/10	Dolphins	P	1	1	0	0.0	0.0	0	0	1	0	0	0	0	0	0	0	0	0	0	0	0	0	0	L	12-16				
11/17	Jaguars	P	2	1	1	0.0	0.0	0	0	1	0	0	0	0	0	0	0	0	0	0	0	0	0	0	W	33-13				
11/21	at Texans	P	2	1	1	0.0	0.0	1	0	0	0	0	0	0	0	0	0	0	0	0	0	0	0	0	L	17-20				
12/01	Titans	P	3	1	2	0.0	0.0	0	0	0	0	0	0	0	0	0	0	0	0	0	0	0	0	0	L	17-31				
12/08	at Buccaneers	P	0	0	0	0.0	0.0	0	0	2	0	0	0	0	0	0	0	0	0	0	0	0	0	0	L	35-38				
12/16	at Saints	P	1	0	1	0.0	0.0	0	0	0	0	0	0	0	0	0	0	0	0	0	0	0	0	0	L	7-34				
12/22	Panthers	P	3	3	0	2.0	17.0	2	17	2	0	0	0	0	0	0	0	0	0	0	0	0	0	0	W	38-6				
12/29	at Jaguars	P	2	1	1	0.0	0.0	0	0	0	0	0	0	0	0	0	0	0	0	0	0	0	0	0	L	20-38				
<b>2019 TOTALS</b>		<b>16-4</b>	<b>27</b>	<b>20</b>	<b>7</b>	<b>3.0</b>	<b>24.0</b>	<b>8</b>	<b>44</b>	<b>9</b>	<b>0</b>	<b>0</b>	<b>0</b>	<b>0</b>	<b>0</b>	<b>1</b>	<b>0</b>	<b>0</b>	<b>1</b>	<b>1</b>	<b>0</b>	<b>0</b>	<b>0</b>	<b>0</b>	<b>0</b>	<b>0</b>	<b>0</b>	<b>0</b>	<b>0</b>	<b>7-9</b>

+ - Overtime

### 2017 GAME-BY-GAME POSTSEASON STATISTICS (SAINTS)

DATE	OPPONENT	P/S	TACKLES							INTERCEPTIONS				FUMBLES			ST				MISC		W/L	SCORE						
			TK	S	A	SK	YDS	TFL	YDS	QBH	NO	YDS	LG	TD	PD	FF	FR	YDS	TK	S	A	FF			FR	S	A			
01/07	Panthers																								W	31-26				
01/14	at Vikings																								L	24-29				
<b>2017 TOTALS</b>			<b>0</b>	<b>0</b>	<b>0</b>	<b>0.0</b>	<b>0.0</b>	<b>0</b>	<b>0</b>	<b>0</b>	<b>0</b>	<b>0</b>	<b>0</b>	<b>0</b>	<b>0</b>	<b>0</b>	<b>0</b>	<b>0</b>	<b>0</b>	<b>0</b>	<b>0</b>	<b>0</b>	<b>0</b>	<b>0</b>	<b>0</b>	<b>0</b>	<b>0</b>	<b>0</b>	<b>0</b>	<b>1-1</b>

### 2018 GAME-BY-GAME POSTSEASON STATISTICS (COLTS)

DATE	OPPONENT	P/S	TACKLES							INTERCEPTIONS				FUMBLES			ST				MISC		W/L	SCORE						
			TK	S	A	SK	YDS	TFL	YDS	QBH	NO	YDS	LG	TD	PD	FF	FR	YDS	TK	S	A	FF			FR	S	A			
01/05	at Texans	S	2	2	0	1.0	9.0	1	9	1	0	0	0	0	0	0	0	0	0	0	0	0	0	0	W	21-7				
01/12	at Chiefs	S	3	2	1	0.0	0.0	0	0	0	0	0	0	0	0	0	0	0	0	0	0	0	0	0	L	13-31				
<b>2018 TOTALS</b>		<b>2-2</b>	<b>5</b>	<b>4</b>	<b>1</b>	<b>1.0</b>	<b>9.0</b>	<b>1</b>	<b>9</b>	<b>1</b>	<b>0</b>	<b>0</b>	<b>0</b>	<b>0</b>	<b>0</b>	<b>0</b>	<b>0</b>	<b>0</b>	<b>0</b>	<b>0</b>	<b>0</b>	<b>0</b>	<b>0</b>	<b>0</b>	<b>0</b>	<b>0</b>	<b>0</b>	<b>0</b>	<b>0</b>	<b>1-1</b>



# 56 QUENTON NELSON

GUARD/CENTER



6-5 • 330

NFL EXP: 3 (3rd Year with Colts)

BORN: 3/19/96



NOTRE DAME



Nelson was selected by the Colts in the first round (sixth overall) of the 2018 NFL Draft.

## DOWN THE STRETCH

**Favorite football memory:** Playing in the LSU game. That was our last game at Notre Dame and we capped it off by winning. It was a great game.

**Who is someone you look up to:** My father and my brother.

**What did you want to be growing up:** I think I wanted to be a basketball player at first. Then, as I got older, I realized football was my true calling.

**What is a superpower you'd like to have:** Probably laser vision.

**Favorite food:** Steak, medium rare

**Favorite TV show:** "Game of Thrones"

**What is your guilty pleasure:** Eating

**Hobbies outside of football:** Fishing and hanging out with friends.

**What's the one thing you couldn't live without:** My family

**Pregame ritual:** I usually just go out on the field and stretch, warmup and walk through some plays. I walk through my foot work and do some pass sets. Then I am game ready.

**Bucket list:** I want to go see Europe.

**Mentors:** My position coach at Notre Dame, Coach Hiestand, Nick Martin and Ronnie Stanley. They were all big mentors and teachers for me that taught me a lot.

**Nicknames:** Q

**When did you face adversity:** I would say my freshman year in college dealing with the academics at Notre Dame and with going to another level of football. It was a hard transition, but one that was awesome for me.



### 2X FIRST TEAM ALL-PRO

Nelson was named First Team All-Pro for the second consecutive season in 2019. Nelson became the first player in franchise history to be selected Associated Press First Team All-Pro in his first two seasons. He also became the first offensive lineman and the seventh player since the 1970 NFL/AFL merger to be named Associated Press First Team All-Pro in his first two seasons, joining Devin Hester, Barry Sanders, Keith Jackson, Eric Dickerson, Lawrence Taylor and Earl Campbell. He is the first Colt to earn Associated Press First Team All-Pro honors in back-to-back seasons since Peyton Manning (2008-09) and the 14th Colt all-time to accomplish the feat.



QUENTON NELSON

- 7TH PLAYER TO BE FIRST-TEAM ALL-PRO IN FIRST TWO SEASONS SINCE NFL/AFL MERGER IN 1970
- FIRST WEL IN 71 YEARS TO BECOME CENTER WITH BACK-TO-BACK FIRST-TEAM ALL-PRO SELECTIONS
- ONLY PLAYER IN FRANCHISE HISTORY TO BE FIRST-TEAM ALL-PRO IN FIRST TWO SEASONS

### FIRST TIME SINCE 1965

Nelson and teammate Darius Leonard were both named First Team All-Pro in 2018. Nelson and Leonard joined Pro Football Hall of Famers Dick Butkus and Gale Sayers (Chicago, 1965) as the second pair of rookie teammates to be selected First Team All-Pro since the Associated Press started selecting All-Pro teams in 1940. Nelson started all 16 games at left guard and played all 1,136 of the Colts' offensive snaps in 2018. He was part of an offensive line that allowed the fewest sacks in the NFL (18) and had the lowest sacks allowed per pass attempt rate (2.7 percent). Nelson assisted with an offense that ranked in the top-10 in points per games (27.1, fifth), yards per game (386.2, seventh) and passing yards per game (278.8, sixth). From Weeks 5-12, quarterback Andrew Luck attempted 239 passes without being sacked, which was the third-longest streak in NFL history. Nelson also helped pave the way for running back Marlon Mack to register four 100-yard rushing games in 2018.




DARIUS LEONARD

QUENTON NELSON

FIRST TEAM ALL-PRO

### ROOKIE OF THE MONTH

In 2018, Nelson was named NFL Offensive Rookie of the Month for the month of October. He became the first guard in NFL history and the seventh offensive lineman overall to win Rookie of the Month honors. In Weeks 5-8, Indianapolis scored 30 or more points in three straight games for the first time since 2010. Nelson provided protection for Andrew Luck, who was sacked only one time in October. In Weeks 7 and 8, the Colts rushed for over 200 yards in two straight games for the first time in the same season since 1985.



### BORN FOR THE BIG STAGE

Nelson has always been big. He was born at 10 pounds and 10 ounces and continued growing from there. He was so big that when he played Pop Warner football, he played with kids two years older than him and was forced to lose 20 pounds before each season. Nelson was referenced by his Notre Dame teammates as a refrigerator.



### NFL HIGHLIGHTS

- Has started all 32 games he has played in during his two seasons with the Colts.
- Started all 16 games at left guard in 2019 and helped Marlon Mack become the first Colts 1,000-yard single-season rusher since 2016. In Week 1, he helped Marlon Mack rush for a career-high 174 yards. It was the most by a Colts running back since Dominic Rhodes rushed for 177 yards against Atlanta in 2001. In Week 11 vs. Jacksonville, he helped the Colts rush for 264 yards, which is the 12th highest total in team history and the most for the Colts since 11/21/04 against Chicago (275).
- In 2019, was named First Team All-Pro by both the Associated Press and *Sporting News* for the second consecutive season. Nelson became the first player in franchise history to be selected Associated Press First Team All-Pro in his first two seasons. He also became the first offensive lineman and the seventh player since the 1970 NFL/AFL merger to be named Associated Press First Team All-Pro in his first two seasons, joining Devin Hester, Barry Sanders, Keith Jackson, Eric Dickerson, Lawrence Taylor and Earl Campbell.

**NFL HIGHLIGHTS CONT...**

- He was also selected to the Pro Bowl for the second consecutive season. Nelson became just the fifth Colt in team history to earn Pro Bowl honors in his first two seasons, joining Andrew Luck, Edgerrin James, Marshall Faulk and Alan Ameche. He also became the first offensive lineman in the NFL to do it in his first two seasons since Zack Martin and is the first Colts player to be selected to back-to-back Pro Bowls since T.Y. Hilton following the 2016 and 2017 seasons.
- Named to the 2019 PFWA All-NFL and All-AFC teams.
- Started all 16 games in 2018 at left guard. Was part of an offensive line that ranked first in the NFL for the fewest sacks allowed. He was one of five rookies to start Week 1 for the Colts. Also helped protect Andrew Luck during a 464-yard, four touchdown performance in Week 4. In Weeks 7 and 8, he started both games and helped the Colts rush for over 200 yards in back-to-back games, which was the first time in the same season since 1985. Was part of an offensive line that didn't allow a sack in five straight games, which tied the New York Giants (2010) and Tennessee Titans (2008) for the third-longest streak since 1982. He was named to his first Pro Bowl and was the first rookie Colts offensive lineman to make the Pro Bowl since 1983 when Chris Hinton did it. Started two postseason games and helped the Colts rush for a postseason franchise-record 200 yards during the AFC Wild Card weekend.
- Nelson was named AP First-Team All-Pro. Nelson and Darius Leonard joined Alan Ameche (1955), Milt Davis (1957) and Edgerrin James (1999) as the only Colts rookies to be selected AP First Team All-Pro. Leonard and Nelson became the first rookie tandem to be named AP First Team All-Pro since Dick Butkus and Gale Sayers (Chicago) did it in 1965.
- Nelson was named to the *Sporting News* All-Pro Team as well as the PFWA All-NFL, All-AFC and All-Rookie Teams.

**COLLEGE HIGHLIGHTS**

- Started 36-of-37 career games at Notre Dame at left guard.
- As a senior in 2017, named a unanimous All-America selection.
- Earned Second Team All-America honors from The Associated Press and *Sports Illustrated* in 2016.
- Surrendered just 3.0 sacks, none in the last two years, and four quarterback hits, two in the last two years, in 2,474 career snaps.
- As a team captain in 2017, started all 13 games at left guard and helped win the program's first Citrus Bowl appearance by defeating LSU, 21-17.
- Became the 34th unanimous All-American in Notre Dame history, the first Irish offensive lineman to earn such an honor since tackle Aaron Taylor in 1993 and Notre Dame's sixth-ever unanimous All-American offensive lineman.

**COLLEGE HIGHLIGHTS CONT...**

- Named First Team All-America by the Football Writers Association of America, *The Sporting News*, The Walter Camp Football Foundation, The Associated Press and the American Football Coaches Association (AFCA).
- Was one of three finalists for the Outland Trophy, an award given to the nation's top interior lineman.
- Named Notre Dame's 2017 Monogram Club Most Valuable Player after spearheading an offensive line that won the Joe Moore Award as college football's most outstanding offensive line.
- Surrendered zero sacks, one quarterback hit and three quarterback hurries in 883 offensive snaps.
- Started all 12 games at left guard and was named Notre Dame Offensive Lineman of the Year.
- Was part of an offensive line that paved the way for 417.6 total yards per game.
- Started 11-of-12 games at left guard on an offensive line which was a finalist for the inaugural Joe Moore Award.
- Assisted the Irish to a 10-3 record and an appearance in the Fiesta Bowl vs. Ohio State.
- Part of an offensive line that helped the Irish average 5.63 rushing yards per carry (eighth-best in the FBS) — a modern (post WWII) school record.
- The Irish ranked 27th nationally in total offense, averaging 466.4 yards per game, its third-best mark since setting a school record in 1970 by averaging 510.5 yards per game.

**PERSONAL**

- Attended Red Bank Catholic (N.J.) High School and garnered Second Team All-America honors from *USA Today* and *MaxPreps* in 2013. Also named an Honorable Mention All-America selection by *Parade Prep*.
- Named to *USA Today* American Family Insurance All-USA New Jersey team for 2013.
- Selected to MSG Varsity all-New Jersey squad.
- Played in the U.S. Army All-American Bowl in San Antonio.
- In 2013, his team finished 9-1 and averaged 279.0 rushing yards and 43.5 points per game.
- Registered 61 tackles and 3.0 sacks on defense.
- Named to *MaxPreps* Junior All-America 2012 second team.
- Helped Red Bank earn a New Jersey state title in 2012 after registering 42 tackles and 7.0 sacks en route to earning second-team all-state honors from the *Newark Star-Ledger*.
- Also assisted with an offense that averaged 38 points and 341.0 yards per game on offense in 2012.
- Volunteered at numerous community events with the Colts in 2019, including the Colts Youth Football Camp, Uniform Blitz, annual Playground Build, Team Smile, a visit to Simon Cancer Center and Caroling at Riley Hospital for Children.
- A native of Red Bank, N.J.


**QUENTON NELSON'S - NFL REGULAR SEASON STATISTICS**

DATE	TEAM	GP	GS
2018	Colts	16	16
2019	Colts	16	16
<b>TOTALS</b>		<b>32</b>	<b>32</b>

**QUENTON NELSON'S - NFL POSTSEASON STATISTICS**

DATE	TEAM	GP	GS
2018	Colts	2	2
<b>TOTALS</b>		<b>2</b>	<b>2</b>

**2018 GAME-BY-GAME REGULAR SEASON STATISTICS (COLTS)**

DATE	OPPONENT	P/S	W/L	SCORE
09/09	Bengals	S	L	23-34
09/16	at Washington	S	W	21-9
09/23	at Eagles	S	L	16-20
09/30	Texans	S	L	34-37+
10/04	at Patriots	S	L	24-38
10/14	at Jets	S	L	34-42
10/21	Bills	S	W	37-5
10/28	at Raiders	S	W	42-28
11/11	Jaguars	S	W	29-26
11/18	Titans	S	W	38-10
11/25	Dolphins	S	W	27-24
12/02	at Jaguars	S	L	0-6
12/09	at Texans	S	W	24-21
12/16	Cowboys	S	W	23-0
12/23	Giants	S	W	28-27
12/30	at Titans	S	W	33-17
<b>2018 TOTALS</b>		<b>16-16</b>	<b>10-6</b>	

+- Overtime

**2019 GAME-BY-GAME REGULAR SEASON STATISTICS (COLTS)**

DATE	OPPONENT	P/S	W/L	SCORE
09/08	at Chargers	S	L	24-30+
09/15	at Titans	S	W	19-17
09/22	Falcons	S	W	27-24
09/29	Raiders	S	L	24-31
10/06	at Chiefs	S	W	19-13
10/20	Texans	S	W	30-23
10/27	Broncos	S	W	15-13
11/03	at Steelers	S	L	24-26
11/10	Dolphins	S	L	12-16
11/17	Jaguars	S	W	33-13
11/21	at Texans	S	L	17-20
12/01	Titans	S	L	17-31
12/08	at Buccaneers	S	L	35-38
12/16	at Saints	S	L	7-34
12/22	Panthers	S	W	38-6
12/29	at Jaguars	S	L	20-38
<b>2019 TOTALS</b>		<b>16-16</b>	<b>7-9</b>	

+- Overtime

**2018 GAME-BY-GAME POSTSEASON STATISTICS (COLTS)**

DATE	OPPONENT	P/S	W/L	SCORE
01/05	at Texans	S	W	21-7
01/12	at Chiefs	S	L	13-31
<b>2018 TOTALS</b>		<b>2-2</b>	<b>1-1</b>	





# 5-11 • 248

NFL EXP: 6 (1st Year with Colts)

BORN: 3/30/92




## KENT STATE



Nix was signed by the Colts as a free agent on April 11, 2020.

### A WORTHWHILE JOURNEY

Nix's journey to the NFL was not a straight shot. He went undrafted in 2014, signing shortly after with the Atlanta Falcons. After being cut by the Falcons, Nix worked as a substitute teacher and a security guard at a nightclub to pay bills and allow himself to continue to work out and train to play football once again. From there he bounced from the AFL and back to the NFL, landing with the Steelers in 2015. His hard work paid off in 2017 when he participated in his first Pro Bowl as a substitute.



### NFL HIGHLIGHTS

- Has played in 60 career games (nine starts) in five seasons (2015-19) with the Pittsburgh Steelers and compiled four carries for four yards and one touchdown. He also registered 34 special teams tackles and caught 12 passes for 69 yards and one touchdown. Nix appeared in four postseason contests and tallied one special teams tackle.
- In 2019, he appeared in three games and tallied two receptions for four yards.
- Played in all 16 games in 2018 and had one rushing attempt for four yards and four receptions for 38 yards. Added seven special teams tackles (six solo), one forced fumble, one fumble recovery and one blocked punt.
- In 2017, he was named to his first Pro Bowl after he appeared in all 16 games (four starts) and had three carries and one touchdown as well as two receptions for six yards and one touchdown. Also added 10 tackles (six solo) on special teams.
- Played in 10 games (two starts) in 2016 and tallied two receptions for five yards. Contributed on special teams with eight tackles (five solo). Appeared in three postseason contests and tallied one solo special teams stop.
- In 2015, he appeared in 15 games (three starts) and accumulated two receptions for 16 yards. Also tallied nine special teams tackles (seven solo) and one forced fumble.
- Spent the 2014 offseason program with Atlanta before being waived on August 3.





## COLLEGE HIGHLIGHTS

- Appeared in 49 games at Kent State as a defensive lineman and tallied 182 tackles (102 solo), a school record 65.0 tackles for loss, 24.0 sacks, 12 passes defended, 12 forced fumbles and one fumble recovery returned for a touchdown. He was the first player in Kent State history and the fifth player in MAC history to earn First Team All-MAC honors in four seasons (2010-13).
- As a senior, he was named to the *Sports Illustrated* All-America Team and First Team All-MAC after he appeared in 11 games and tallied 41 tackles (22 solo), a team-high 13.0 tackles for loss, 4.0 sacks, five passes defended, 12 forced fumbles and two fumble recoveries.
- In 2012, he was named First Team All-MAC after he played in 14 games and recorded 59 tackles (36 solo), 15.0 tackles for loss, 6.0 sacks, two passes defended, three forced fumbles and one fumble recovery.
- As a sophomore, he was selected First Team All-MAC after he appeared in 12 games and tallied 39 tackles (25 solo), a team-high 17.0 tackles for loss, 4.5 sacks, three passes defended, three forced fumbles and one fumble recovery.
- As a true freshman, he played in 12 games and was named MAC Defensive Player of the Year and First Team All-MAC after totaling 43 tackles (19 solo), a MAC-high 20.0 tackles for loss, a single-season freshman school record 10.0 sacks, two passes defended and four forced fumbles. He was the first freshman to win MAC Defensive Player of the Year in the 45-year history of the award. He was also named MAC Freshman of the Year.

## PERSONAL

- Attended Reynoldsburg (Ohio) High School and was named OCC Player of the Year, Second Team All-State and First Team All-District.
- Selected to play in the Ohio North-South All-Star game and in the Big 33 game.
- As a junior, he was named Second Team All-State and First Team All-District after he tallied 84 tackles, 34.0 tackles for loss and 8.0 sacks.
- Also lettered in wrestling.
- Started his own foundation, the Rosie Nix Foundation, which works hard to help people reach their dreams first hand by encouraging the use of their own will power.
- A native of Reynoldsburg, Ohio.

## ADDITIONAL TRANSACTIONS

- Released by the Steelers on March 18, 2020.
- Signed by Pittsburgh to a reserve/future contract on January 9, 2015.
- Waived by the Falcons on August 3, 2014.
- Signed by the Falcons as an undrafted free agent on May 12, 2014.

## ROOSEVELT NIX'S - NFL REGULAR SEASON STATISTICS

DATE	TEAM	GP		NO.	RUSHING				NO.	RECEIVING			LG	TD
		GS	GS		YDS.	AVG.	LG	TD		YDS	AVG	LG		
2015	Steelers	15	4	0	0	0.0	0	0	2	16	8.0	10	0	0
2016	Steelers	10	2	0	0	0.0	0	0	2	5	2.5	3	0	0
2017	Steelers	16	4	3	0	0.0	1t	1	2	6	3.0	5	1	1
2018	Steelers	16	0	1	4	4.0	4	0	4	38	9.5	19	0	0
2019	Steelers	3	0	0	0	0.0	0	0	2	4	2.0	4	0	0
<b>TOTALS</b>		<b>60</b>	<b>10</b>	<b>4</b>	<b>4</b>	<b>1.0</b>	<b>4</b>	<b>1</b>	<b>12</b>	<b>69</b>	<b>5.8</b>	<b>19</b>	<b>1</b>	<b>1</b>

## ROOSEVELT NIX'S - NFL POSTSEASON STATISTICS

DATE	TEAM	GP		NO.	RUSHING				NO.	RECEIVING			LG	TD
		GS	GS		YDS.	AVG.	LG	TD		YDS	AVG	LG		
2016	Steelers	3	0	0	0	0.0	0	0	0	0	0.0	0	0	0
2017	Steelers	1	0	0	0	0.0	0	0	0	0	0.0	0	0	0
<b>TOTALS</b>		<b>4</b>	<b>0</b>	<b>0</b>	<b>0</b>	<b>0.0</b>	<b>0</b>	<b>0</b>	<b>0</b>	<b>0</b>	<b>0.0</b>	<b>0</b>	<b>0</b>	<b>0</b>



## ROOSEVELT NIX'S - NFL REGULAR SEASON STATISTICS

DATE	TEAM	RET.	KICKOFF RETURNS				PUNT RETURNS					
			YDS.	AVG.	LG	TD	NO.	FC	YDS	AVG	LG	TD
2015	Steelers	0	0	0.0	0	0	0	0	0	0.0	0	0
2016	Steelers	0	0	0.0	0	0	0	0	0	0.0	0	0
2017	Steelers	0	0	0.0	0	0	0	0	0	0.0	0	0
2018	Steelers	1	12	12.0	12	0	0	0	0	0.0	0	0
2019	Steelers	0	0	0.0	0	0	0	0	0	0.0	0	0
<b>TOTALS</b>		<b>1</b>	<b>12</b>	<b>12.0</b>	<b>12</b>	<b>0</b>	<b>0</b>	<b>0</b>	<b>0</b>	<b>0.0</b>	<b>0</b>	<b>0</b>

## ROOSEVELT NIX'S - NFL POSTSEASON STATISTICS

DATE	TEAM	RET.	KICKOFF RETURNS				PUNT RETURNS					
			YDS.	AVG.	LG	TD	NO.	FC	YDS	AVG	LG	TD
2016	Steelers	0	0	0.0	0	0	0	0	0	0.0	0	0
2017	Steelers	0	0	0.0	0	0	0	0	0	0.0	0	0
<b>TOTALS</b>		<b>0</b>	<b>0</b>	<b>0.0</b>	<b>0</b>	<b>0</b>	<b>0</b>	<b>0</b>	<b>0</b>	<b>0.0</b>	<b>0</b>	<b>0</b>

## SINGLE-GAME HIGHS: RUSHING/RECEIVING

<b>Rush Attempts</b>	2 vs. Cleveland Browns, Dec 31, 2017 1 at New Orleans Saints, Dec 23, 2018 ...1 more at 1.	<b>All-purpose yards</b>	19 vs. Kansas City Chiefs, Sep 16, 2018 17 vs. Carolina Panthers, Nov 08, 2018 12 vs. Baltimore Ravens, Sep 30, 2018
<b>Rushing Yards</b>	4 at New Orleans Saints, Dec 23, 2018 1 at Houston Texans, Dec 25, 2017 4 at New Orleans Saints, Dec 23, 2018	<b>Kickoff Returns</b>	1 vs. Baltimore Ravens, Sep 30, 2018
<b>Longest Runs</b>	4 at New Orleans Saints, Dec 23, 2018 1t at Houston Texans, Dec 25, 2017	<b>Kickoff Return Yards</b>	12 vs. Baltimore Ravens, Sep 30, 2018
<b>Rushing TDs</b>	1 at Houston Texans, Dec 25, 2017	<b>Longest Kickoff Return</b>	12 vs. Baltimore Ravens, Sep 30, 2018
<b>Receptions</b>	2 vs. Miami Dolphins, Oct 28, 2019 ...2 more at 2.	<b>Special Teams Tackles</b>	3 vs. New England Patriots, Dec 17, 2017 2 vs. Cleveland Browns, Jan 01, 2017 ...2 more at 2.
<b>Receiving Yards</b>	19 vs. Kansas City Chiefs, Sep 16, 2018 17 vs. Carolina Panthers, Nov 08, 2018 10 vs. Cleveland Browns, Nov 15, 2015	<b>Miscellaneous Tackles</b>	1 at Oakland Raiders, Dec 09, 2018 ...1 more at 1.
<b>Longest Receptions</b>	19 vs. Kansas City Chiefs, Sep 16, 2018 11 vs. Carolina Panthers, Nov 08, 2018 10 vs. Cleveland Browns, Nov 15, 2015	<b>Most TDs</b>	1 at Houston Texans, Dec 25, 2017 ...1 more at 1.
<b>Receiving TDs</b>	1 vs. Baltimore Ravens, Dec 10, 2017		

## SINGLE-GAME HIGHS - POSTSEASON: RUSHING/RECEIVING

<b>Special Teams Tackles</b>	1 at New England Patriots, Jan 22, 2017
------------------------------	---

## 2015 GAME-BY-GAME REGULAR SEASON STATISTICS (STEELERS)

DATE	OPPONENT	P/S	RUSHING					RECEIVING					TD	W/L	SCORE
			NO	YDS	AVG	LG	TD	NO	YDS	AVG	LG	TD			
09/10	at Patriots	P	0	0	0.0	0	0	0	0.0	0	0	0	L	21-28	
09/20	49ers	P	0	0	0.0	0	0	0	0.0	0	0	W	43-18		
09/27	at Rams	P	0	0	0.0	0	0	0	0.0	0	0	W	12-6		
10/01	Ravens	P	0	0	0.0	0	0	0	0.0	0	0	L	20-23+		
10/12	at Chargers	P	0	0	0.0	0	0	0	0.0	0	0	W	24-20		
10/18	Cardinals	S	0	0	0.0	0	0	0	0.0	0	0	W	25-13		
10/25	at Chiefs	P	0	0	0.0	0	0	0	0.0	0	0	L	13-23		
11/01	Bengals	S	0	0	0.0	0	0	0	0.0	0	0	L	10-16		
11/08	Raiders	P	0	0	0.0	0	0	0	0.0	0	0	W	38-35		
11/15	Browns	S	0	0	0.0	0	1	10	10.0	10	0	W	30-9		
11/29	at Seahawks	P	0	0	0.0	0	1	6	6.0	6	0	L	30-39		
12/06	Colts	S	0	0	0.0	0	0	0	0.0	0	0	W	45-10		
12/13	at Bengals	P	0	0	0.0	0	0	0	0.0	0	0	W	33-20		
12/20	Broncos	P	0	0	0.0	0	0	0	0.0	0	0	W	34-27		
12/27	at Ravens	P	0	0	0.0	0	0	0	0.0	0	0	L	17-20		
<b>2015 TOTALS</b>		<b>15-4</b>	<b>0</b>	<b>0</b>	<b>0.0</b>	<b>0</b>	<b>0</b>	<b>2</b>	<b>16</b>	<b>8.0</b>	<b>10</b>	<b>0</b>	<b>9-6</b>		

+ - Overtime



## 2016 GAME-BY-GAME REGULAR SEASON STATISTICS (STEELERS)

DATE	OPPONENT	P/S	RUSHING				RECEIVING					W/L	SCORE	
			NO	YDS	AVG	LG	TD	NO	YDS	AVG	LG			TD
09/12	at Washington											W	38-16	
09/18	Bengals											W	24-16	
09/25	at Eagles											L	3-34	
10/02	Chiefs											W	43-14	
10/09	Jets											W	31-13	
10/16	at Dolphins	P	0	0	0.0	0	0	0	0.0	0	0	L	15-30	
10/23	Patriots	P	0	0	0.0	0	0	0	0.0	0	0	L	16-27	
11/06	at Ravens											L	14-21	
11/13	Cowboys	P	0	0	0.0	0	0	0	0.0	0	0	L	30-35	
11/20	at Browns	S	0	0	0.0	0	0	0	0.0	0	0	W	24-9	
11/24	at Colts	P	0	0	0.0	0	0	0	0.0	0	0	W	28-7	
12/04	Giants	P	0	0	0.0	0	0	0	0.0	0	0	W	24-14	
12/11	at Bills	P	0	0	0.0	0	0	0	0.0	0	0	W	27-20	
12/18	at Bengals	P	0	0	0.0	0	0	0	0.0	0	0	W	24-20	
12/25	Ravens	P	0	0	0.0	0	0	0	0.0	0	0	W	31-27	
01/01	Browns	S	0	0	0.0	0	0	2	5	2.5	3	0	W	27-24+
<b>2016 TOTALS</b>	<b>10-2</b>		<b>0</b>	<b>0</b>	<b>0.0</b>	<b>0</b>	<b>0</b>	<b>2</b>	<b>5</b>	<b>2.5</b>	<b>3</b>	<b>0</b>	<b>11-5</b>	

+ - Overtime

## 2017 GAME-BY-GAME REGULAR SEASON STATISTICS (STEELERS)

DATE	OPPONENT	P/S	RUSHING				RECEIVING					W/L	SCORE	
			NO	YDS	AVG	LG	TD	NO	YDS	AVG	LG			TD
09/10	at Browns	P	0	0	0.0	0	0	0	0.0	0	0	W	21-18	
09/17	Vikings	S	0	0	0.0	0	0	0	0.0	0	0	W	26-9	
09/24	at Bears	P	0	0	0.0	0	0	0	0.0	0	0	L	17-23+	
10/01	at Ravens	S	0	0	0.0	0	0	0	0.0	0	0	W	26-9	
10/08	Jaguars	P	0	0	0.0	0	0	0	0.0	0	0	L	9-30	
10/15	at Chiefs	P	0	0	0.0	0	0	0	0.0	0	0	W	19-13	
10/22	Bengals	P	0	0	0.0	0	0	0	0.0	0	0	W	29-14	
10/29	at Lions	P	0	0	0.0	0	0	0	0.0	0	0	W	20-15	
11/12	at Colts	P	0	0	0.0	0	0	0	0.0	0	0	W	20-17	
11/16	Titans	P	0	0	0.0	0	0	0	0.0	0	0	W	40-17	
11/26	Packers	S	0	0	0.0	0	0	0	0.0	0	0	W	31-28	
12/04	at Bengals	S	0	0	0.0	0	0	0	0.0	0	0	W	23-20	
12/10	Ravens	P	0	0	0.0	0	0	1	1	1.0	1t	1	W	39-38
12/17	Patriots	P	0	0	0.0	0	0	0	0.0	0	0	L	24-27	
12/25	at Texans	P	1	1	1.0	1t	1	0	0.0	0	0	W	34-6	
12/31	Browns	P	2	-1	-0.5	0	0	1	5	5.0	5	0	W	28-24
<b>2017 TOTALS</b>	<b>16-4</b>		<b>3</b>	<b>0</b>	<b>0.0</b>	<b>1t</b>	<b>1</b>	<b>2</b>	<b>6</b>	<b>3.0</b>	<b>5</b>	<b>1</b>	<b>13-3</b>	

+ - Overtime

## 2018 GAME-BY-GAME REGULAR SEASON STATISTICS (STEELERS)

DATE	OPPONENT	P/S	RUSHING				RECEIVING					W/L	SCORE	
			NO	YDS	AVG	LG	TD	NO	YDS	AVG	LG			TD
09/09	at Browns	P	0	0	0.0	0	0	0	0.0	0	0	L	21-21	
09/16	Chiefs	P	0	0	0.0	0	0	1	19	19.0	19	0	L	37-42
09/24	at Buccaneers	P	0	0	0.0	0	0	0	0.0	0	0	W	30-27	
09/30	Ravens	P	0	0	0.0	0	0	0	0.0	0	0	L	14-26	
10/07	Falcons	P	0	0	0.0	0	0	0	0.0	0	0	W	41-17	
10/14	at Bengals	P	0	0	0.0	0	0	0	0.0	0	0	W	28-21	
10/28	Browns	P	0	0	0.0	0	0	0	0.0	0	0	W	33-18	
11/04	at Ravens	P	0	0	0.0	0	0	0	0.0	0	0	W	23-16	
11/08	Panthers	P	0	0	0.0	0	0	2	17	8.5	11	0	W	52-21
11/18	at Jaguars	P	0	0	0.0	0	0	0	0.0	0	0	W	20-16	
11/25	at Broncos	P	0	0	0.0	0	0	0	0.0	0	0	L	17-24	
12/02	Chargers	P	0	0	0.0	0	0	0	0.0	0	0	L	30-33	
12/09	at Raiders	P	0	0	0.0	0	0	0	0.0	0	0	L	21-24	
12/16	Patriots	P	0	0	0.0	0	0	0	0.0	0	0	W	17-10	
12/23	at Saints	P	1	4	4.0	4	0	0	0.0	0	0	L	28-31	
12/30	Bengals	P	0	0	0.0	0	0	1	2	2.0	2	0	W	16-13
<b>2018 TOTALS</b>	<b>16-0</b>		<b>1</b>	<b>4</b>	<b>4.0</b>	<b>4</b>	<b>0</b>	<b>4</b>	<b>38</b>	<b>9.5</b>	<b>19</b>	<b>0</b>	<b>9-7</b>	



### 2019 GAME-BY-GAME REGULAR SEASON STATISTICS (STEELERS)

DATE	OPPONENT	P/S	RUSHING				RECEIVING				W/L	SCORE		
			NO	YDS	AVG	LG	TD	NO	YDS	AVG			LG	TD
09/08	at Patriots	P	0	0	0.0	0	0	0	0	0.0	0	0	L	3-33
09/15	Seahawks												L	26-28
09/22	at 49ers												L	20-24
09/30	Bengals												W	27-3
10/06	Ravens												L	23-26+
10/13	at Chargers												W	24-17
10/28	Dolphins	P	0	0	0.0	0	0	2	4	2.0	4	0	W	27-14
11/03	Colts	P	0	0	0.0	0	0	0	0	0.0	0	0	W	26-24
11/10	Rams												W	17-12
11/14	at Browns												L	7-21
11/24	at Bengals												W	16-10
12/01	Browns												W	20-13
12/08	at Cardinals												W	23-17
12/15	Bills												L	10-17
12/22	at Jets												L	10-16
12/29	at Ravens												L	10-28
<b>2019 TOTALS</b>		<b>3-0</b>	<b>0</b>	<b>0</b>	<b>0.0</b>	<b>0</b>	<b>0</b>	<b>2</b>	<b>4</b>	<b>2.0</b>	<b>4</b>	<b>0</b>	<b>8-8</b>	

+ - Overtime

### 2016 GAME-BY-GAME POSTSEASON STATISTICS (STEELERS)

DATE	OPPONENT	P/S	RUSHING				RECEIVING				W/L	SCORE		
			NO	YDS	AVG	LG	TD	NO	YDS	AVG			LG	TD
01/08	Dolphins	P	0	0	0.0	0	0	0	0	0.0	0	0	W	30-12
01/15	at Chiefs	P	0	0	0.0	0	0	0	0	0.0	0	0	W	18-16
01/22	at Patriots	P	0	0	0.0	0	0	0	0	0.0	0	0	L	17-36
<b>2016 TOTALS</b>		<b>3-0</b>	<b>0</b>	<b>0</b>	<b>0.0</b>	<b>0</b>	<b>0</b>	<b>0</b>	<b>0</b>	<b>0.0</b>	<b>0</b>	<b>0</b>	<b>2-1</b>	

### 2017 GAME-BY-GAME POSTSEASON STATISTICS (STEELERS)

DATE	OPPONENT	P/S	RUSHING				RECEIVING				W/L	SCORE		
			NO	YDS	AVG	LG	TD	NO	YDS	AVG			LG	TD
01/14	Jaguars	P	0	0	0.0	0	0	0	0	0.0	0	0	L	42-45
<b>2017 TOTALS</b>		<b>1-0</b>	<b>0</b>	<b>0</b>	<b>0.0</b>	<b>0</b>	<b>0</b>	<b>0</b>	<b>0</b>	<b>0.0</b>	<b>0</b>	<b>0</b>	<b>0-1</b>	



6-1 • 202

NFL EXP: 3 (3rd Year with Colts)

BORN: 11/3/93



CENTRAL  
ARKANSAS



Odum was signed by the Colts as an undrafted free agent on May 1, 2018.

## DOWN THE STRETCH

**Hobbies off the field:** Well I like trying to find new things to do. Over this last break I was looking at an old house I could buy and fix up. Normally what I do is buy and sell cars. I go fishing a lot. I really like to hoop but I am not going to do that in season.

**Pregame ritual:** Every day before the game I go walk around the town to get a feel of it and how it is going to feel outside. Right before that game I take two to three minutes to pray before I go out. When we go out I go out to the end zone and give thanks to God because you never know how long you are going to be able to play.

**Bucket list:** I want to say I took care of my own kids and I want to be the best possible role model I can be.

**Favorite TV network:** Cartoon Network

**Favorite Movie:** "8-Mile" or "Lord of the Rings"

**Favorite artist:** Migos

**When you overcame adversity:** I would say making the 53-man roster with all these big names in front of me. You never know if you are going to make it. I went through so much in my head, counting the numbers and it didn't look like I was going to make it at all. But I am here now.

## JERSEY RETIRED

Odum was honored in 2018 at his high school, Millington Central, when they retired the No. 5 jersey he wore during his time there. He became the fifth football player to have his jersey retired. While at Millington Central, Odum played safety, wide receiver and even returned kicks.





## NFL HIGHLIGHTS

- In two seasons with the Colts, has played in 32 games (three starts) and compiled 59 tackles (45 solo), 1.0 tackle for loss, one interception, two passes defended, two forced fumbles, one fumble recovery and 15 special teams stops.
- In 2019, he appeared in all 16 games (one start) and tallied 31 tackles (26 solo), two forced fumbles, six special teams tackles and one fumble recovery on a muffed punt. In Week 5 at Kansas City, he had a career-high six solo tackles and his first career forced fumble. In Week 13 vs. Tennessee, he had three tackles (two solo), half a sack and one special teams tackle. In Week 14 at Tampa Bay, he recorded five solo tackles and one forced fumble.
- Appeared in all 16 games (two starts) in 2018 and collected 28 tackles (19 solo), 1.0 tackle for loss, one interception, two passes defended and nine special teams stops. In Week 11 vs. Tennessee, he made his first career start and had six tackles (four solo) and 1.0 tackle for loss. In Week 15 vs. Dallas, he recorded his first career interception and added five solo tackles and one pass defended. In Week 16 vs. the New York Giants, he tied for the team high in tackles with nine. Appeared in one postseason game and totaled one solo tackle and one special teams stop.

## COLLEGE HIGHLIGHTS

- Played in 48 games (39 starts) at Central Arkansas from 2013-17 at outside linebacker and defensive back.
- Totaled 350 tackles (223 solo), 29.0 tackles for loss, 6.5 sacks, 13 passes defended, two interceptions (one returned for a touchdown), six forced fumbles, four fumble recoveries and three blocked kicks. Also registered three career punt returns for 69 yards and one touchdown.
- Named the Southland Conference Defensive Player of the Week four times in his career and led the team in tackles in his final two seasons (2016-17).
- In 2017, named SLC Defensive Player of the Year and was a First Team All-SLC selection after compiling 120 tackles (78 solo), 8.0 tackles for loss, 4.0 sacks, two passes defended, one forced fumble and one fumble recovery. Also named to the 2017 STATS FCS All-America team.

## COLLEGE HIGHLIGHTS CONT...

- Started all 13 games in 2016 at outside linebacker and was named a First Team All-SLC choice after tallying 86 tackles (58 solo), 7.5 tackles for loss, 2.5 sacks, four passes defended, one interception (returned for a touchdown), four forced fumbles, two fumble recoveries and two blocked kicks.
- In 2015, started all 11 games and compiled 67 tackles (41 solo), 5.5 tackles for loss, three passes defended and one fumble recovery.
- Appeared in 12 games (three starts) at defensive back in 2014 and finished with 77 tackles (46 solo), 8.0 tackles for loss, four passes defended, one interception, one forced fumble and one blocked kick. Also returned a punt for a touchdown.
- Redshirted in 2013 as a true freshman.

## PERSONAL

- Attended Millington (Tenn.) Central High School, where he was a two-time AAA-6A All-Region selection.
- Selected to play in the 2012 Tennessee vs. Kentucky National Guard All-Star Game and the 2012 AutoZone Liberty Bowl All-Star Game.
- Also participated in track & field where he was a two-time sectional qualifier in sprints and the triple jump.
- Participated in the annual Colts Playground Build in 2019.
- A native of Millington, Tenn.

## GEORGE ODUM'S - NFL REGULAR SEASON STATISTICS

DATE	TEAM	GP	GS	TACKLES							INTERCEPTIONS					FUMBLES			ST			MISC				
				TK	S	A	TFL	YDS	SK	YDS	QBH	NO	YDS	LG	TD	PD	FF	FR	YDS	TK	S		A	FF	FR	S
2018	Colts	16	2	28	19	9	1	1	0.0	0.0	0	1	14	14	0	2	0	0	0	9	3	6	0	0	0	0
2019	Colts	16	1	31	26	5	0	0	0.0	0.0	1	0	0	0	0	2	0	0	6	4	2	0	1	0	0	
<b>TOTALS</b>		<b>32</b>	<b>3</b>	<b>59</b>	<b>45</b>	<b>14</b>	<b>1</b>	<b>1</b>	<b>0.0</b>	<b>0.0</b>	<b>1</b>	<b>1</b>	<b>14</b>	<b>14</b>	<b>0</b>	<b>2</b>	<b>2</b>	<b>0</b>	<b>15</b>	<b>7</b>	<b>8</b>	<b>0</b>	<b>1</b>	<b>0</b>	<b>0</b>	





## GEORGE ODUM'S - NFL POSTSEASON STATISTICS

DATE	TEAM	GP	GS	TACKLES								INTERCEPTIONS						FUMBLES			ST				MISC									
				TK	S	A	TFL	YDS	SK	YDS	QBH	NO	YDS	LG	TD	PD	FF	FR	YDS	TK	S	A	FF	FR	S	A								
2018	Colts	2	0	2	2	0	1	2	0.0	0.0	0	0	0	0	0	0	0	0	0	0	0	0	0	0	0	0	0	0	0	0	0	0	0	0
<b>TOTALS</b>		<b>2</b>	<b>0</b>	<b>2</b>	<b>2</b>	<b>0</b>	<b>1</b>	<b>2</b>	<b>0.0</b>	<b>0.0</b>	<b>0</b>	<b>0</b>	<b>0</b>	<b>0</b>	<b>0</b>	<b>0</b>	<b>0</b>	<b>0</b>	<b>0</b>	<b>0</b>	<b>0</b>	<b>0</b>	<b>0</b>	<b>0</b>	<b>0</b>	<b>0</b>	<b>1</b>	<b>0</b>	<b>1</b>	<b>0</b>	<b>0</b>	<b>0</b>	<b>0</b>	

### SINGLE-GAME HIGHS: DEFENSIVE

<b>Total Tackles</b>	9 vs. New York Giants, Dec 23, 2018 6 at Kansas City Chiefs, Oct 06, 2019 ...1 more at 6.	<b>Interceptions</b>	1 vs. Dallas Cowboys, Dec 16, 2018
<b>Passes Defensed</b>	1 at Tennessee Titans, Dec 30, 2018 ...1 more at 1.	<b>Interception Return Yards</b>	14 vs. Dallas Cowboys, Dec 16, 2018
<b>Forced Fumbles</b>	1 at Tampa Bay Buccaneers, Dec 08, 2019 ...1 more at 1.	<b>Special Teams Tackles</b>	3 at New York Jets, Oct 14, 2018 2 at Tennessee Titans, Dec 30, 2018 ...1 more at 2.
<b>Tackles For Loss</b>	1 vs. Tennessee Titans, Nov 18, 2018	<b>Special Teams Fumble Recoveries</b>	1 at Los Angeles Chargers, Sep 08, 2019

### SINGLE-GAME HIGHS - POSTSEASON: DEFENSIVE

<b>Total Tackles</b>	1 at Houston Texans, Jan 05, 2019	<b>Special Teams Tackles</b>	1 at Houston Texans, Jan 05, 2019
<b>Tackles For Loss</b>	1 at Kansas City Chiefs, Jan 12, 2019		

### 2018 GAME-BY-GAME REGULAR SEASON STATISTICS (COLTS)

DATE	OPPONENT	P/S	TACKLES								INTERCEPTIONS						FUMBLES			ST				MISC		W/L	SCORE				
			TK	S	A	SK	YDS	TFL	YDS	QBH	NO	YDS	LG	TD	PD	FF	FR	YDS	TK	S	A	FF	FR	S	A						
09/09	Bengals	P	0	0	0	0.0	0.0	0	0	0	0	0	0	0	0	0	0	0	0	0	0	0	0	0	L	23-34					
09/16	at Washington	P	0	0	0	0.0	0.0	0	0	0	0	0	0	0	0	0	0	0	0	0	0	0	0	0	W	21-9					
09/23	at Eagles	P	0	0	0	0.0	0.0	0	0	0	0	0	0	0	0	0	0	0	0	0	0	0	0	0	L	16-20					
09/30	Texans	P	0	0	0	0.0	0.0	0	0	0	0	0	0	0	0	0	0	2	1	1	0	0	0	0	L	34-37+					
10/04	at Patriots	P	0	0	0	0.0	0.0	0	0	0	0	0	0	0	0	0	0	0	0	0	0	0	0	0	L	24-38					
10/14	at Jets	P	0	0	0	0.0	0.0	0	0	0	0	0	0	0	0	0	0	3	2	1	0	0	0	0	L	34-42					
10/21	Bills	P	0	0	0	0.0	0.0	0	0	0	0	0	0	0	0	0	0	0	0	0	0	0	0	0	W	37-5					
10/28	at Raiders	P	0	0	0	0.0	0.0	0	0	0	0	0	0	0	0	0	0	1	0	1	0	0	0	0	W	42-28					
11/11	Jaguars	P	1	1	0	0.0	0.0	0	0	0	0	0	0	0	0	0	0	1	0	1	0	0	0	0	W	29-26					
11/18	Titans	S	6	4	2	0.0	0.0	1	1	1	0	0	0	0	0	0	0	0	0	0	0	0	0	0	W	38-10					
11/25	Dolphins	P	0	0	0	0.0	0.0	0	0	0	0	0	0	0	0	0	0	0	0	0	0	0	0	0	W	27-24					
12/02	at Jaguars	P	0	0	0	0.0	0.0	0	0	0	0	0	0	0	0	0	0	0	0	0	0	0	0	0	L	0-6					
12/09	at Texans	P	2	2	0	0.0	0.0	0	0	0	0	0	0	0	0	0	0	0	0	0	0	0	0	0	W	24-21					
12/16	Cowboys	P	5	5	0	0.0	0.0	0	0	0	1	14	14	0	1	0	0	0	0	0	0	0	0	0	W	23-0					
12/23	Giants	P	9	4	5	0.0	0.0	0	0	0	0	0	0	0	0	0	0	0	0	0	0	0	0	0	W	28-27					
12/30	at Titans	S	5	3	2	0.0	0.0	0	0	0	0	0	0	0	1	0	0	0	2	0	2	0	0	0	W	33-17					
<b>2018 TOTALS</b>		<b>16-2</b>	<b>28</b>	<b>19</b>	<b>9</b>	<b>0.0</b>	<b>0.0</b>	<b>1</b>	<b>1</b>	<b>0</b>	<b>1</b>	<b>14</b>	<b>14</b>	<b>0</b>	<b>2</b>	<b>0</b>	<b>0</b>	<b>0</b>	<b>9</b>	<b>3</b>	<b>6</b>	<b>0</b>	<b>0</b>	<b>0</b>	<b>0</b>	<b>0</b>	<b>0</b>	<b>0</b>	<b>0</b>	<b>0</b>	<b>10-6</b>

+ - Overtime

### 2019 GAME-BY-GAME REGULAR SEASON STATISTICS (COLTS)

DATE	OPPONENT	P/S	TACKLES								INTERCEPTIONS						FUMBLES			ST				MISC		W/L	SCORE			
			TK	S	A	SK	YDS	TFL	YDS	QBH	NO	YDS	LG	TD	PD	FF	FR	YDS	TK	S	A	FF	FR	S	A					
09/08	at Chargers	P	0	0	0	0.0	0.0	0	0	0	0	0	0	0	0	0	0	0	0	0	0	1	0	0	L	24-30+				
09/15	at Titans	P	0	0	0	0.0	0.0	0	0	0	0	0	0	0	0	0	0	0	0	0	0	0	0	0	W	19-17				
09/22	Falcons	P	0	0	0	0.0	0.0	0	0	0	0	0	0	0	0	0	0	1	1	0	0	0	0	0	W	27-24				
09/29	Raiders	P	0	0	0	0.0	0.0	0	0	0	0	0	0	0	0	0	0	0	0	0	0	0	0	0	L	24-31				
10/06	at Chiefs	S	6	6	0	0.0	0.0	0	0	0	0	0	0	0	1	0	0	1	0	1	0	0	0	0	W	19-13				
10/20	Texans	P	5	4	1	0.0	0.0	0	0	0	0	0	0	0	0	0	0	1	1	0	0	0	0	0	W	30-23				
10/27	Broncos	P	1	0	1	0.0	0.0	0	0	0	0	0	0	0	0	0	0	0	0	0	0	0	0	0	W	15-13				
11/03	at Steelers	P	2	2	0	0.0	0.0	0	0	0	0	0	0	0	0	0	0	1	0	1	0	0	0	0	L	24-26				
11/10	Dolphins	P	4	1	3	0.0	0.0	0	0	1	0	0	0	0	0	0	0	0	0	0	0	0	0	0	L	12-16				
11/17	Jaguars	P	0	0	0	0.0	0.0	0	0	0	0	0	0	0	0	0	0	1	1	0	0	0	0	0	W	33-13				
11/21	at Texans	P	1	1	0	0.0	0.0	0	0	0	0	0	0	0	0	0	0	0	0	0	0	0	0	0	L	17-20				
12/01	Titans	P	2	2	0	0.0	0.0	0	0	0	0	0	0	0	0	0	0	1	1	0	0	0	0	0	L	17-31				
12/08	at Buccaneers	P	5	5	0	0.0	0.0	0	0	0	0	0	0	0	1	0	0	0	0	0	0	0	0	0	L	35-38				
12/16	at Saints	P	1	1	0	0.0	0.0	0	0	0	0	0	0	0	0	0	0	0	0	0	0	0	0	0	L	7-34				
12/22	Panthers	P	2	2	0	0.0	0.0	0	0	0	0	0	0	0	0	0	0	0	0	0	0	0	0	0	W	38-6				
12/29	at Jaguars	P	2	2	0	0.0	0.0	0	0	0	0	0	0	0	0	0	0	0	0	0	0	0	0	0	L	20-38				
<b>2019 TOTALS</b>		<b>16-1</b>	<b>31</b>	<b>26</b>	<b>5</b>	<b>0.0</b>	<b>0.0</b>	<b>0</b>	<b>0</b>	<b>1</b>	<b>0</b>	<b>0</b>	<b>0</b>	<b>0</b>	<b>0</b>	<b>2</b>	<b>0</b>	<b>0</b>	<b>6</b>	<b>4</b>	<b>2</b>	<b>0</b>	<b>1</b>	<b>0</b>	<b>0</b>	<b>0</b>	<b>0</b>	<b>0</b>	<b>0</b>	<b>7-9</b>

+ - Overtime



## 2018 GAME-BY-GAME POSTSEASON STATISTICS (COLTS)

DATE	OPPONENT	P/S	TACKLES							INTERCEPTIONS				FUMBLES			ST				MISC		SCORE			
			TK	S	A	SK	YDS	TFL	YDS	QBH	NO	YDS	LG	TD	PD	FF	FR	YDS	TK	S	A	FF		FR	S	A
01/05	at Texans	P	1	1	0	0.0	0.0	0	0	0	0	0	0	0	0	0	0	1	0	1	0	0	0	0	W	21-7
01/12	at Chiefs	P	1	1	0	0.0	0.0	1	2	0	0	0	0	0	0	0	0	0	0	0	0	0	0	0	L	13-31
<b>2018 TOTALS</b>		<b>2-0</b>	<b>2</b>	<b>2</b>	<b>0</b>	<b>0.0</b>	<b>0.0</b>	<b>1</b>	<b>2</b>	<b>0</b>	<b>0</b>	<b>0</b>	<b>0</b>	<b>0</b>	<b>0</b>	<b>0</b>	<b>1</b>	<b>0</b>	<b>1</b>	<b>0</b>	<b>0</b>	<b>0</b>	<b>0</b>	<b>0</b>	<b>1-1</b>	





# 58 BOBBY OKEREKE

LINEBACKER

(oh-kuh-REE-kee)



6-1 • 235

NFL EXP: 2 (2nd Year with Colts)

BORN: 7/29/96



STANFORD



Okereke was selected by the Colts in the third round (89th overall) of the 2019 NFL Draft.

## DOWN THE STRETCH

**Bucket list:** I want to go skydiving and bungee jumping.

**Pregame ritual:** I like to listen to music to get in the zone. Usually it is either hip hop or rap.

**Nicknames:** Bob, Robert and back home and in college people call me Wap. It originated from Fetty Wap when he was real popular.

**Favorite artist:** Juice Wrld and Chance the Rapper

**Favorite food:** Sushi

**What is one place you want to go:** I want to go to Vegas, Miami and Hawaii.

**Favorite movie:** "I am Legend"

**Mentor:** My dad and Coach Turley throughout my years of college.

**What is one thing you can't live without:** Headphones

**Hobbies outside of football:** I like music. I like being outdoors. I like camping, hiking and stuff like that.

**Who was your favorite player growing up:** LeBron James

**Favorite team growing up:** Phillies

**Hidden talents:** I am a great bass singer. I sang in my high school choir and I have a deep voice to sing that base. We sang a lot of ensembles.



@BOBBYOKEREKE



@BOBBYOKEREKE



(oh-kuh-REE-kee)

**A SCOUT'S HONOR**

When Okereke was growing up in San Mateo, Calif. his mom wanted to get him involved in the community. "My mom put me in scouting around first grade because she probably wanted some structure in my life," Okereke said. Okereke started as a Cub Scout and started climbing the ranks and eventually spending eight years in the program to reach his current level as an Eagle Scout. "You have to fulfill the time allotment and there are all these different qualifications that you have to check off and get certain merit badges.

**NFL HIGHLIGHTS**

- In 2019, appeared in all 16 games (eight starts) and tallied 58 tackles (43 solo), 2.0 tackles for loss, 1.0 sack, two passes defended, two forced fumbles, one fumble recovery, five special teams tackles and one interception returned for a defensive two-point conversion. Started his first career game in Week 3 vs. Atlanta and totaled eight tackles (six solo). In Week 11 vs. Jacksonville, he had two tackles (one solo) and one interception returned for a defensive two-point conversion. In Week 13 vs. Tennessee, he totaled three tackles (two solo), 1.0 sack and one forced fumble. In Week 16 vs. Carolina, he had a career-high nine solo tackles and one special teams stop.

**COLLEGE HIGHLIGHTS**

- Played in 51 career games and totaled 240 career tackles (114 solo), 19.0 tackles for loss, 10.5 sacks, nine passes defended, three forced fumbles, one interception (returned for a touchdown), one fumble recovery and one safety.
- Was named an All-PAC-12 Honorable Mention choice and a Lott IMPACT Trophy quarterfinalist in 2018 after recording 96 tackles (52 solo), 7.5 tackles for loss, 4.5 sacks, five passes defended, two forced fumbles, one fumble recovery and one safety. Also served as a team captain.
- In 2017, he was named an All-PAC-12 Honorable Mention choice and appeared in all 14 games, making 96 tackles (48 solo), 7.5 tackles for loss, 4.0 sacks, one forced fumble and one interception (returned for a touchdown).
- Started all 13 games in 2016 and tallied 41 tackles (12 solo), 4.0 tackles for loss, 3.0 sacks and one pass defended.
- In 2015, he appeared in 11 games, making seven tackles (two solo) and had one pass defended.
- Redshirted the 2014 season as a true freshman.

**PERSONAL**

- Attended Foothill (Calif.) High School and played under Head Coach Doug Case.
- A four-time varsity letterwinner.
- A four-star recruit by *Scout.com*, *Rivals.com*, ESPN and *247Sports*. Ranked as the 14th best recruit in California by *Scout.com*, 16th by *Rivals.com* and 17th by *247Sports*

**AN OPPORTUNITY UNLIKE ANY OTHER**

While Okereke was at Stanford making plays on the field and majoring in management, science and engineering, he heard about quite the opportunity. Matt Doyle, Stanford's Director of Football Operations, talked to him about an internship so he decided to apply. The opportunity was to intern with former United States Secretary of State Condoleezza Rice. "Once I got it I was just ecstatic to be working in her office," Okereke said. He assisted her in a variety of roles, but was able to contribute to the KPMG project. "We brought in kids in the lower-socioeconomic area and brought them in to tour Stanford. We brought them to the golf course and there was a scholarship attached with it." They still keep in touch to this day and Okereke is incredibly grateful for the opportunity. "It was amazing."

**PERSONAL CONT...**

and the nation's 10th best outside linebacker by *Rivals.com* and *247Sports*.

- *PrepStar* All-America and National Football Foundation Scholar-Athlete Award winner (Orange County Chapter).
- 2014 Watkins Award winner and named 2014 Orange County Metro "40 under 40."
- 2013 *Orange County Register* All-West Coast "Fab 15" second-team, *Los Angeles Times* All-Area first-team, *MaxPreps* All-State Division II first team, Century League Player of the Year, All-Century League first team, All-CIF Southwest Division, All-County first-team and Foothill Knight of the Year.
- 2012 All-Century League first-team, All CIF-Southwest Division, Foothill Coaches' Award winner and Junior Scholar Athlete of the Year.
- 2011 Sophomore Varsity Rookie of the Year.
- 2010 Foothill Coaches' Award.
- Won the 2013 Century League Title.
- Recorded 162 career tackles, 9.0 sacks, four interceptions (two returned for touchdowns) and seven passes defended.
- 2014 Semper Fidelis All-America Game West team's defensive MVP.
- His cousin, Amobi Okugo, played soccer at UCLA and plays as a midfielder and defender for the Austin Bold FC in the USL Championships league.
- Majored in management, science and engineering.
- Working on master's degree in media studies.
- Performed in Carnegie Hall with high school choir.
- Volunteered at many community events with the Colts in 2019, including Colts Youth Football Camp, Uniform Blitz, annual Playground Build, Team Smile event and Lids for Kids event.
- First generation American.
- Full name is Robert Nnanna Okereke and he was born in San Mateo, Calif.



@BOBBYOKEREKE



@BOBBYOKEREKE



### BOBBY OKEREKE'S - NFL REGULAR SEASON STATISTICS

DATE	TEAM	GP	GS	TACKLES							INTERCEPTIONS					FUMBLES			ST				MISC			
				TK	S	A	TFL	YDS	SK	YDS	QBH	NO	YDS	LG	TD	PD	FF	FR	YDS	TK	S	A	FF	FR	S	A
2019	Colts	16	8	58	43	15	2	5	1.0	12.0	1	0	0	0	0	2	1	1	0	7	5	2	1	0	0	0
<b>TOTALS</b>		<b>16</b>	<b>8</b>	<b>58</b>	<b>43</b>	<b>15</b>	<b>2</b>	<b>5</b>	<b>1.0</b>	<b>12.0</b>	<b>1</b>	<b>0</b>	<b>0</b>	<b>0</b>	<b>0</b>	<b>2</b>	<b>1</b>	<b>1</b>	<b>0</b>	<b>7</b>	<b>5</b>	<b>2</b>	<b>1</b>	<b>0</b>	<b>0</b>	<b>0</b>

### SINGLE-GAME HIGHS: DEFENSIVE

- Total Tackles** 9 vs. Carolina Panthers, Dec 22, 2019  
8 vs. Atlanta Falcons, Sep 22, 2019  
7 vs. Oakland Raiders, Sep 29, 2019
- Sacks** 1.0 vs. Tennessee Titans, Dec 01, 2019
- Passes Defensed** 1 at Houston Texans, Nov 21, 2019  
...1 more at 1.
- Forced Fumbles** 1 vs. Tennessee Titans, Dec 01, 2019
- Fumble Recoveries** 1 at Kansas City Chiefs, Oct 06, 2019
- Tackles For Loss** 1 vs. Oakland Raiders, Sep 29, 2019  
...1 more at 1.
- Special Teams Tackles** 1 vs. Carolina Panthers, Dec 22, 2019  
...6 more at 1.
- Special Teams Forced Fumbles** 1 at Houston Texans, Nov 21, 2019

### 2019 GAME-BY-GAME REGULAR SEASON STATISTICS (COLTS)

DATE	OPPONENT	P/S	TACKLES							INTERCEPTIONS					FUMBLES			ST				MISC			SCORE		
			TK	S	A	SK	YDS	TFL	YDS	QBH	NO	YDS	LG	TD	PD	FF	FR	YDS	TK	S	A	FF	FR	S		A	W/L
09/08	at Chargers	P	1	1	0	0.0	0.0	1	1	0	0	0	0	0	0	0	0	0	0	0	0	0	0	0	0	L	24-30+
09/15	at Titans	P	0	0	0	0.0	0.0	0	0	0	0	0	0	0	1	0	0	0	1	0	1	0	0	0	0	W	19-17
09/22	Falcons	S	8	6	2	0.0	0.0	0	0	0	0	0	0	0	0	0	0	0	0	0	0	0	0	0	0	W	27-24
09/29	Raiders	S	7	6	1	0.0	0.0	1	4	0	0	0	0	0	0	0	0	0	0	0	0	0	0	0	0	L	24-31
10/06	at Chiefs	S	3	3	0	0.0	0.0	0	0	0	0	0	0	0	0	0	1	0	0	0	0	0	0	0	0	W	19-13
10/20	Texans	P	0	0	0	0.0	0.0	0	0	0	0	0	0	0	0	0	0	0	0	0	0	0	0	0	0	W	30-23
10/27	Broncos	S	3	1	2	0.0	0.0	0	0	0	0	0	0	0	0	0	0	0	0	0	1	1	0	0	0	W	15-13
11/03	at Steelers	S	4	2	2	0.0	0.0	0	0	0	0	0	0	0	0	0	0	0	0	0	1	1	0	0	0	L	24-26
11/10	Dolphins	S	4	3	1	0.0	0.0	0	0	0	0	0	0	0	0	0	0	0	0	0	0	0	0	0	0	L	12-16
11/17	Jaguars	P	3	2	1	0.0	0.0	0	0	0	0	0	0	0	0	0	0	0	0	0	0	0	0	0	0	W	33-13
11/21	at Texans	S	3	2	1	0.0	0.0	0	0	0	0	0	0	0	1	0	0	0	0	1	0	1	0	0	0	L	17-20
12/01	Titans	P	4	3	1	1.0	12.0	0	0	1	0	0	0	0	0	1	0	0	0	0	0	0	0	0	0	L	17-31
12/08	at Buccaneers	S	2	2	0	0.0	0.0	0	0	0	0	0	0	0	0	0	0	0	0	0	1	1	0	0	0	L	35-38
12/16	at Saints	P	6	3	3	0.0	0.0	0	0	0	0	0	0	0	0	0	0	0	0	1	1	0	0	0	0	L	7-34
12/22	Panthers	P	9	9	0	0.0	0.0	0	0	0	0	0	0	0	0	0	0	0	0	1	1	0	0	0	0	W	38-6
12/29	at Jaguars	P	1	0	1	0.0	0.0	0	0	0	0	0	0	0	0	0	0	0	0	0	0	0	0	0	0	L	20-38
<b>2019 TOTALS</b>		<b>16-8</b>	<b>58</b>	<b>43</b>	<b>15</b>	<b>1.0</b>	<b>12.0</b>	<b>2</b>	<b>5</b>	<b>1</b>	<b>0</b>	<b>0</b>	<b>0</b>	<b>0</b>	<b>2</b>	<b>1</b>	<b>1</b>	<b>0</b>	<b>7</b>	<b>5</b>	<b>2</b>	<b>1</b>	<b>0</b>	<b>0</b>	<b>0</b>	<b>7-9</b>	

+- Overtime



# 14 ZACH PASCAL

WIDE RECEIVER



6-2 • 214

NFL EXP: 3 (3rd Year with Colts)

BORN: 12/18/94



OLD DOMINION



Pascal was claimed by the Colts off waivers from Tennessee on June 15, 2018.

## DOWN THE STRETCH

**Pregame ritual:** I always pray in the end zone and I have to hit a couple dance moves.

**Bucket list:** I want to have a game-winning touchdown in the Super Bowl.

**Pets:** I have three dogs.

**Nicknames:** Six

**Favorite food:** Chipotle

**Favorite artist:** Lightshow

**Favorite vacation spot:** Cancun, Mexico

**Favorite TV show:** "The Fresh Prince of Bel-Air"

**Favorite movie:** "2 Fast 2 Furious"

**What is the best advice you've ever gotten:** Control what you can control.

**Who is your inspiration/mentor:** My godbrother, Kareem.

**Pet peeves:** Ignorance

**What are some of your hobbies outside of football:** I like to watch Netflix and videos on YouTube. I also play Fortnite as well.

**Do you have any hidden talents:** I can play the drums, sing and I can dance too.

**Favorite athlete growing up:** LeBron James

# 14 ZACH PASCAL

WIDE RECEIVER



## OLD DOMINION, NEW ERA

Pascal starred as a cornerback and receiver at Wise High School in Upper Marlboro, Md. Mostly recruited to play on the defensive side of the ball, Pascal chose to attend Old Dominion to keep his dream of playing receiver alive. Once given the opportunity to play his favored position, Pascal responded with a school-record 233 career receptions, while his 3,184 receiving yards and 30 receiving touchdowns are both the second-highest marks in school history. Pascal was rewarded for his stellar college career by becoming the first Monarch to be invited to the NFL Combine in 2017.



## PASSES WITH PASCAL

During the 2019 season, Pascal decided he wanted to engage more with fans prior to games. He started grabbing a football and playing catch with fans on the sidelines, suites and seats. #PassesWithPascal began and he looks to continue it in the future.



## NFL HIGHLIGHTS

- Has appeared in 32 games (17 starts) with the Colts and has accumulated 68 receptions for 875 yards and seven touchdowns as well as four carries for 26 yards. He also has 24 kickoff returns for 560 yards and six special teams tackles.
- In 2019, played in all 16 games (13 starts) and had 41 receptions for a team-high 607 yards and five touchdowns. Also had four special teams tackles and 10 kickoff returns for 263 yards. In Week 3 vs. Atlanta, he totaled two receptions for 53 yards and one touchdown. In Week 4 vs. Oakland, he had four receptions for a 72 yards. In Week 7 vs. Houston, Pascal tied a single-game career-best with six receptions for 106 yards and set a single-game career high in touchdowns (two). In Week 9 at Pittsburgh, he had a team-high 76 yards on five receptions and one touchdown. In Week 13 vs. Tennessee, he led the team in receiving with seven receptions for a career-high 109 yards. In Week 14 at Tampa Bay, he led the team in receptions (five) and had 74 yards and one touchdown. He also caught a pass from Jacoby Brissett for a two-point conversion.
- Appeared in all 16 games (four starts) in 2018 and totaled 27 receptions for 268 yards and two touchdowns as well as two carries for 10 yards. He also had 14 kickoff returns for 297 yards and two special teams tackles. In Week 4 vs. Houston, he scored his first career touchdown. In Week 6 at the New York Jets, he made his first career start and led the team in receptions (five). In Week 14 at Houston, he set a then single-game career-high with 68 yards on five receptions. Appeared in two postseason games (one start) and had two receptions for 13 yards and one carry for 14 yards. In the AFC Divisional Round, he recovered a blocked punt in the end zone for a touchdown.
- Spent a portion of his 2017 rookie season on the Tennessee Titans practice squad.

## COLLEGE HIGHLIGHTS

- Played in 49 games (41 starts) at Old Dominion and totaled 233 receptions for 3,184 yards and 30 touchdowns. His 233 receptions are a school record.
- In 2016, he started all 13 games and accumulated 65 receptions for 946 yards and nine touchdowns. He also rushed 23 times for 145 yards and returned 12 kicks for 315 yards. He was a Second Team All-Conference USA selection.
- In 2015, he appeared in 12 games (11 starts) and had 68 receptions for 970 yards. His 68 receptions in a season are tied for the second most in school history. He also had 165 rushing yards with one touchdown and 414 return yards.
- His 1,549 all-purpose yards are a single-season school record. He was a Second Team All-Conference USA selection.
- Started all 12 games as a redshirt sophomore and finished with 59 receptions for 743 yards and seven touchdowns.
- In 2013, he appeared in 12 games (five starts) and caught 41 passes for 534 yards and six touchdowns.
- Redshirted as a true freshman in 2012.

## PERSONAL

- Attended Wise High School in Upper Marlboro, Md. and accumulated 21 catches for over 500 yards and eight touchdowns as a senior.
- Named a first-team all-county and third-team all-state selection as a senior.
- Played in the 2012 All-State Chick-fil-A Challenge football game.
- Majored in sports management.
- A native of Upper Marlboro, Md.



### ADDITIONAL TRANSACTIONS

- Waived by the Tennessee Titans on June 14, 2018.
- Signed by the Titans to a reserve/future contract on January 15, 2018.
- Signed to the Tennessee practice squad on September 26, 2017.
- Waived by the Titans on September 23, 2017.
- Signed to the Tennessee active roster from the practice squad on September 20, 2017.
- Signed to the Titans practice squad on September 4, 2017.
- Waived by Washington on September 2, 2017.
- Signed by Washington as an undrafted free agent on May 4, 2017.

### ZACH PASCAL'S - NFL REGULAR SEASON STATISTICS

DATE	TEAM	RECEIVING							RUSHING				
		GP	GS	NO.	YDS	AVG	LG	TD	NO.	YDS.	AVG.	LG	TD
2017	Titans	0	0	0	0	0.0	0	0	0	0	0.0	0	0
2018	Colts	16	4	27	268	9.9	28	2	2	10	5.0	8	0
2019	Colts	16	13	41	607	14.8	37	5	2	16	8.0	12	0
<b>TOTALS</b>		<b>32</b>	<b>17</b>	<b>68</b>	<b>875</b>	<b>12.9</b>	<b>37</b>	<b>7</b>	<b>4</b>	<b>26</b>	<b>6.5</b>	<b>12</b>	<b>0</b>

### ZACH PASCAL'S - NFL POSTSEASON STATISTICS

DATE	TEAM	RECEIVING							RUSHING				
		GP	GS	NO.	YDS	AVG	LG	TD	NO.	YDS.	AVG.	LG	TD
2017	Titans	0	0	0	0	0.0	0	0	0	0	0.0	0	0
2018	Colts	2	1	2	13	6.5	7	0	1	14	14.0	14	0
<b>TOTALS</b>		<b>2</b>	<b>1</b>	<b>2</b>	<b>13</b>	<b>6.5</b>	<b>7</b>	<b>0</b>	<b>1</b>	<b>14</b>	<b>14.0</b>	<b>14</b>	<b>0</b>





### SINGLE-GAME HIGHS: RUSHING/RECEIVING

<b>Rush Attempts</b>	1 at Jacksonville Jaguars, Dec 29, 2019 ...3 more at 1.	<b>All-purpose yards</b>	172 vs. Houston Texans, Oct 20, 2019 131 at Pittsburgh Steelers, Nov 03, 2019 109 vs. Tennessee Titans, Dec 01, 2019
<b>Rushing Yards</b>	12 at Kansas City Chiefs, Oct 06, 2019 8 at New York Jets, Oct 14, 2018	<b>Kickoff Returns</b>	3 vs. Houston Texans, Oct 20, 2019 2 at Pittsburgh Steelers, Nov 03, 2019 ...6 more at 2.
<b>Longest Runs</b>	4 at Jacksonville Jaguars, Dec 29, 2019 12 at Kansas City Chiefs, Oct 06, 2019 8 at New York Jets, Oct 14, 2018	<b>Kickoff Return Yards</b>	76 vs. Denver Broncos, Oct 27, 2019 66 vs. Houston Texans, Oct 20, 2019 55 at Pittsburgh Steelers, Nov 03, 2019 ...1 more at 55.
<b>Receptions</b>	4 at Jacksonville Jaguars, Dec 29, 2019 7 vs. Tennessee Titans, Oct 01, 2019 6 vs. Houston Texans, Oct 20, 2019 ...1 more at 6.	<b>Longest Kickoff Return</b>	47 vs. Denver Broncos, Oct 27, 2019 31 at Pittsburgh Steelers, Nov 03, 2019 30 at Kansas City Chiefs, Oct 06, 2019
<b>Receiving Yards</b>	109 vs. Tennessee Titans, Dec 01, 2019 106 vs. Houston Texans, Oct 20, 2019 76 at Pittsburgh Steelers, Nov 03, 2019	<b>Special Teams Tackles</b>	2 vs. Buffalo Bills, Oct 21, 2018 1 at Pittsburgh Steelers, Nov 03, 2019 ...3 more at 1.
<b>Longest Receptions</b>	37 at Tampa Bay Buccaneers, Dec 08, 2019 35 vs. Atlanta Falcons, Sep 22, 2019 34 vs. Houston Texans, Oct 20, 2019	<b>Miscellaneous Tackles</b>	1 vs. Miami Dolphins, Nov 10, 2019 ...1 more at 1.
<b>Receiving TDs</b>	2 vs. Houston Texans, Oct 20, 2019 1 at Tampa Bay Buccaneers, Dec 08, 2019 ...4 more at 1.	<b>Most TDs</b>	2 vs. Houston Texans, Oct 20, 2019 1 at Tampa Bay Buccaneers, Dec 08, 2019 ...4 more at 1.

### SINGLE-GAME HIGHS - POSTSEASON: RUSHING/RECEIVING

<b>Rush Attempts</b>	1 at Houston Texans, Jan 05, 2019	<b>All-purpose yards</b>	76 at Kansas City Chiefs, Jan 12, 2019 20 at Houston Texans, Jan 05, 2019
<b>Rushing Yards</b>	14 at Houston Texans, Jan 05, 2019	<b>Kickoff Returns</b>	3 at Kansas City Chiefs, Jan 12, 2019
<b>Longest Runs</b>	14 at Houston Texans, Jan 05, 2019	<b>Kickoff Return Yards</b>	69 at Kansas City Chiefs, Jan 12, 2019 27 at Kansas City Chiefs, Jan 12, 2019
<b>Receptions</b>	1 at Kansas City Chiefs, Jan 12, 2019 ...1 more at 1.	<b>Longest Kickoff Return</b>	23 at Kansas City Chiefs, Jan 12, 2019 19 at Kansas City Chiefs, Jan 12, 2019 1 at Kansas City Chiefs, Jan 12, 2019
<b>Receiving Yards</b>	7 at Kansas City Chiefs, Jan 12, 2019 6 at Houston Texans, Jan 05, 2019	<b>Most TDs</b>	
<b>Longest Receptions</b>	7 at Kansas City Chiefs, Jan 12, 2019 6 at Houston Texans, Jan 05, 2019		

### 100-YARD RECEIVING GAMES (2): REGULAR SEASON

DATE	TEAM	NO.	YDS.	AVG.	LG	TD
10/20/19	TEXANS	6	106	17.7	34	2
12/01/19	TITANS	7	109	15.6	26	0

### 2017 GAME-BY-GAME REGULAR SEASON STATISTICS (TITANS)

DATE	OPPONENT	P/S	RECEIVING				RUSHING				TD	W/L	SCORE
			NO	YDS	AVG	LG	TD	NO	YDS	AVG			
09/10	Raiders											L	16-26
09/17	at Jaguars											W	37-16
09/24	Seahawks											W	33-27
10/01	at Texans											L	14-57
10/08	at Dolphins											L	10-16
10/16	Colts											W	36-22
10/22	at Browns											W	12-9+
11/05	Ravens											W	23-20
11/12	Bengals											W	24-20
11/16	at Steelers											L	17-40
11/26	at Colts											W	20-16
12/03	Texans											W	24-13
12/10	at Cardinals											L	7-12
12/17	at 49ers											L	23-25
12/24	Rams											L	23-27
12/31	Jaguars											W	15-10
<b>2017 TOTALS</b>		<b>0-0</b>	<b>0</b>	<b>0</b>	<b>0.0</b>	<b>0</b>	<b>0</b>	<b>0</b>	<b>0</b>	<b>0.0</b>	<b>0</b>	<b>0</b>	<b>9-7</b>

+ - Overtime



14

ZACH PASCAL

WIDE RECEIVER



## 2018 GAME-BY-GAME REGULAR SEASON STATISTICS (COLTS)

DATE	OPPONENT	P/S	RECEIVING				RUSHING				TD	W/L	SCORE	
			NO	YDS	AVG	LG	NO	YDS	AVG	LG				
09/09	Bengals	P	1	18	18.0	18	0	0	0	0.0	0	0	L	23-34
09/16	at Washington	P	0	0	0.0	0	0	0	0	0.0	0	0	W	21-9
09/23	at Eagles	P	1	3	3.0	3	0	0	0	0.0	0	0	L	16-20
09/30	Texans	P	6	56	9.3	18	1	0	0	0.0	0	0	L	34-37+
10/04	at Patriots	S	1	12	12.0	12	0	0	0	0.0	0	0	L	24-38
10/14	at Jets	S	5	35	7.0	15	0	1	8	8.0	8	0	L	34-42
10/21	Bills	P	0	0	0.0	0	0	0	0	0.0	0	0	W	37-5
10/28	at Raiders	P	1	-4	-4.0	-4	0	0	0	0.0	0	0	W	42-28
11/11	Jaguars	P	0	0	0.0	0	0	0	0	0.0	0	0	W	29-26
11/18	Titans	P	1	11	11.0	11	0	0	0	0.0	0	0	W	38-10
11/25	Dolphins	P	0	0	0.0	0	0	0	0	0.0	0	0	W	27-24
12/02	at Jaguars	P	1	16	16.0	16	0	1	2	2.0	2	0	L	0-6
12/09	at Texans	P	5	68	13.6	28	1	0	0	0.0	0	0	W	24-21
12/16	Cowboys	P	1	12	12.0	12	0	0	0	0.0	0	0	W	23-0
12/23	Giants	S	4	41	10.3	15	0	0	0	0.0	0	0	W	28-27
12/30	at Titans	S	0	0	0.0	0	0	0	0	0.0	0	0	W	33-17
<b>2018 TOTALS</b>	<b>16-4</b>		<b>27</b>	<b>268</b>	<b>9.9</b>	<b>28</b>	<b>2</b>	<b>2</b>	<b>10</b>	<b>5.0</b>	<b>8</b>	<b>0</b>	<b>10-6</b>	

+ - Overtime

## 2019 GAME-BY-GAME REGULAR SEASON STATISTICS (COLTS)

DATE	OPPONENT	P/S	RECEIVING				RUSHING				TD	W/L	SCORE	
			NO	YDS	AVG	LG	NO	YDS	AVG	LG				
09/08	at Chargers	S	0	0	0.0	0	0	0	0	0.0	0	0	L	24-30+
09/15	at Titans	S	0	0	0.0	0	0	0	0	0.0	0	0	W	19-17
09/22	Falcons	S	2	53	26.5	35	1	0	0	0.0	0	0	W	27-24
09/29	Raiders	P	4	72	18.0	28	0	0	0	0.0	0	0	L	24-31
10/06	at Chiefs	S	1	8	8.0	8	0	1	12	12.0	12	0	W	19-13
10/20	Texans	P	6	106	17.7	34	2	0	0	0.0	0	0	W	30-23
10/27	Broncos	S	1	6	6.0	6	0	0	0	0.0	0	0	W	15-13
11/03	at Steelers	S	5	76	15.2	19	1	0	0	0.0	0	0	L	24-26
11/10	Dolphins	S	2	26	13.0	23	0	0	0	0.0	0	0	L	12-16
11/17	Jaguars	S	2	17	8.5	14	0	0	0	0.0	0	0	W	33-13
11/21	at Texans	S	0	0	0.0	0	0	0	0	0.0	0	0	L	17-20
12/01	Titans	S	7	109	15.6	26	0	0	0	0.0	0	0	L	17-31
12/08	at Buccaneers	S	5	74	14.8	37	1	0	0	0.0	0	0	L	35-38
12/16	at Saints	P	4	44	11.0	24	0	0	0	0.0	0	0	L	7-34
12/22	Panthers	S	1	6	6.0	6	0	0	0	0.0	0	0	W	38-6
12/29	at Jaguars	S	1	10	10.0	10	0	1	4	4.0	4	0	L	20-38
<b>2019 TOTALS</b>	<b>16-13</b>		<b>41</b>	<b>607</b>	<b>14.8</b>	<b>37</b>	<b>5</b>	<b>2</b>	<b>16</b>	<b>8.0</b>	<b>12</b>	<b>0</b>	<b>7-9</b>	

+ - Overtime

## 2017 GAME-BY-GAME POSTSEASON STATISTICS (TITANS)

DATE	OPPONENT	P/S	RECEIVING				RUSHING				TD	W/L	SCORE	
			NO	YDS	AVG	LG	NO	YDS	AVG	LG				
01/06	at Chiefs												W	22-21
01/13	at Patriots												L	14-35
<b>2017 TOTALS</b>	<b>0-0</b>		<b>0</b>	<b>0</b>	<b>0.0</b>	<b>0</b>	<b>0</b>	<b>0</b>	<b>0</b>	<b>0.0</b>	<b>0</b>	<b>0</b>	<b>1-1</b>	

## 2018 GAME-BY-GAME POSTSEASON STATISTICS (COLTS)

DATE	OPPONENT	P/S	RECEIVING				RUSHING				TD	W/L	SCORE	
			NO	YDS	AVG	LG	NO	YDS	AVG	LG				
01/05	at Texans	P	1	6	6.0	6	0	1	14	14.0	14	0	W	21-7
01/12	at Chiefs	S	1	7	7.0	7	0	0	0	0.0	0	0	L	13-31
<b>2018 TOTALS</b>	<b>2-1</b>		<b>2</b>	<b>13</b>	<b>6.5</b>	<b>7</b>	<b>0</b>	<b>1</b>	<b>14</b>	<b>14.0</b>	<b>14</b>	<b>0</b>	<b>1-1</b>	



@ZACHPASCAL6



@OKAYSIX\_



# 65 JAVON PATTERSON

CENTER



6-3 • 307

NFL EXP: 2 (2nd Year with Colts)

BORN: 7/8/97

*Ole Miss* MISSISSIPPI



Patterson was selected by the Colts in the seventh round (246th overall) of the 2019 NFL Draft.

## DOWN THE STRETCH

**Pregame ritual:** I listen to a few songs in a particular order. I probably have them picked out a week before that. It's probably something that I am really vibing to that week.

**Bucket list:** I want to go on an extravagant vacation like Bora Bora or something like that.

**Pets:** I have a Weimaraner named Beau.

**Nicknames:** They just call me JP.

**Favorite food:** Shrimp

**Favorite artist:** Drake

**Favorite vacation spot:** The beach, preferably around Destin, Fla.

**Favorite TV show:** "Martin"

**What is the best advice you've ever gotten:** That your mind can exceed you beyond your limits.

**Who is your inspiration/mentor:** My brother, Brandon

**Pet peeves:** When someone says, "I can't."

**What are some of your hobbies outside of football:** I enjoy fishing, hunting and riding four-wheelers.

## HELPING THE NCAA

Patterson was part of the NCAA Division I Football Ad Hoc Recruiting Working Group that makes recommendations on recruiting legislation and the recruiting calendar. Patterson was one-of-four student-athletes in the group, with the rest being athletic directors, head coaches or higher administration.



# 65 JAVON PATTERSON

CENTER



## NFL HIGHLIGHTS

- Spent the 2019 season on the Colts' Injured Reserve list.

## COLLEGE HIGHLIGHTS

- Played in 48 games (42 starts) and finished with 36 straight starts. Over the course of his career he registered starts at left guard (37), center (three) and right guard (two).
- In 2018, he started all 12 games at left guard and was on the 2018 Wuerffel Trophy Watch List. He helped block for Scottie Phillip's 200-yard rushing game vs. Texas Tech, which was just the 10th such performance in school history. He started at left guard when the team set school records for total offense (826) and passing yards (517) against ULM. The 826 yards were the second-most ever by an SEC team.
- Started all 12 games in 2017 and helped Ole Miss finish as the SEC leader in passing. He was a member of the SEC Football Student-Athlete Leadership Council and the SEC Community Service Team.
- In 2016, he was the only Ole Miss offensive lineman to start all 12 games (nine at left guard, three at center). Aided in pass protection as the Rebels finished 13th in the nation in passing yards (314.9 per game) and the fewest tackles for loss allowed (4.67 per game). Also helped block for Ole Miss as they scored 43 points and 522 total yards as they defeated No. 1 ranked Alabama.
- As a true freshman, he played in 12 games (six starts) and helped the Ole Miss offense set single-season school records in total yards, points, touchdowns and passing yards. He started at left guard when the Rebels scored 76 points against UT Martin, the most points by the Rebels since 1935.

## PERSONAL

- Attended Petal (Miss.) High School and was coached by Marcus Boyles.
- Selected to play in the U.S. Army All-American Bowl.
- A five-star prospect, the 32nd overall and No. 1 offensive guard prospect by *247Sports*.
- Ranked as the third offensive guard by ESPN and sixth by *Scout.com*.
- Played on the offensive line for four years and went 39-15 and 6-4 in the playoffs during his tenure.
- Won the 2011 Class 6A South State Championship and was the South State runner-up in 2012.
- A 2014 Class 6A All-State First-Team selection.
- Member of *The Clarion-Ledger's* Dandy Dozen and listed by the outlet as the top prospect.
- Participated in The Opening, Nike's elite recruiting combine and the Alabama-Mississippi All-Star Game.
- Graduated high school early and enrolled at Ole Miss in January of 2015.
- Started Patterson's Footlocker, which gathers and donates socks to homeless shelters.
- Participated in multiple community events with the Colts in 2019, including the Haunted Runway show for kids battling cancer and the Lids for Kids event.
- Was a member of the NCAA Division I Football Recruiting Ad Hoc Working Group.
- Graduated with a degree in business marketing and was a National Football Foundation Freshman Scholar-Athlete.

## JAVON PATTERSON'S - NFL REGULAR SEASON STATISTICS

DATE	TEAM	GP	GS
2019	Colts	0	0
<b>TOTALS</b>		<b>0</b>	<b>0</b>



@JPATTERSON\_8



@JPATTERSON\_79

# 65

# JAVON PATTERSON

## CENTER



### 2019 GAME-BY-GAME REGULAR SEASON STATISTICS (COLTS)

DATE	OPPONENT	P/S		W/L	SCORE
09/08	at Chargers		DID NOT PLAY	L	24-30+
09/15	at Titans		INJURED RESERVE	W	19-17
09/22	Falcons		INJURED RESERVE	W	27-24
09/29	Raiders		INJURED RESERVE	L	24-31
10/06	at Chiefs		INJURED RESERVE	W	19-13
10/20	Texans		INJURED RESERVE	W	30-23
10/27	Broncos		INJURED RESERVE	W	15-13
11/03	at Steelers		INJURED RESERVE	L	24-26
11/10	Dolphins		INJURED RESERVE	L	12-16
11/17	Jaguars		INJURED RESERVE	W	33-13
11/21	at Texans		INJURED RESERVE	L	17-20
12/01	Titans		INJURED RESERVE	L	17-31
12/08	at Buccaneers		INJURED RESERVE	L	35-38
12/16	at Saints		INJURED RESERVE	L	7-34
12/22	Panthers		INJURED RESERVE	W	38-6
12/29	at Jaguars		INJURED RESERVE	L	20-38
<b>2019 TOTALS</b>		<b>0-0</b>		<b>7-9</b>	

+ - Overtime



@JPATTERSON\_8



@JPATTERSON\_79



5-11 • 195  
NFL EXP: 3 (1st Year with Colts)  
BORN: 9/24/92



PITTSBURGH



Pitts was signed by the Colts to a reserve/future contract on December 30, 2019.

### DOWN THE STRETCH

**Do you have any pets:** I have a dog named Oreo.

**Do you have a pregame ritual:** I have to listen to music.

**Do you have any nicknames:** Worm

**What is the best advice you've been given:** Control what you can control and everything is out of your hands.

**Who is your mentor:** My uncle, Von, and Lousaka Polite

**Who is your favorite artist:** Lil Wayne

**What is your favorite food:** Fried chicken

**What is your favorite TV show:** "Snowfall," "The Blacklist," "Money Heist"

**What is your favorite movie:** All of the "Fast and Furious" movies

**What are your pet peeves:** People who complain

**Do you have any hidden talents:** I can cook

**What is one thing you can't live without:** My family

**Who was your favorite athlete growing up:** Adrian Peterson

**What are your hobbies off the field:** Coaching, watching TV and going on vacations.



### A BASKETBALL COACH

Pitts is giving back to his community in more ways than one. He went back to his hometown in the 2019 offseason to help coach his former high school, Woodland Hills High School, women's varsity basketball team. The team went 19-7 for the 2019-20 season and won their conference. They went on to place fourth in the WPIAL Class 5A Girls Basketball Playoffs, losing in the semi-final round. In addition, Pitts partnered with "This Generation Connect" over the holidays to give six families within his Pittsburgh community \$500 to help pay bills and buy Christmas presents.



### NFL HIGHLIGHTS

- Has appeared in 40 games with the Bills (2017-18), Jaguars (2017) and Dolphins (2016) and has totaled four tackles (three solo) and 17 special teams stops.
- Was not on a team for the 2019 season.
- In 2018, appeared in 16 games with the Bills and tallied two solo tackles and seven special teams stops.
- Appeared in 16 games between the Jaguars (six games) and Bills (10 games) in 2017 and totaled two tackles (one solo) as well as seven special teams stops.
- In 2016, he played in eight games with the Dolphins and accumulated three special teams stops.

### COLLEGE HIGHLIGHTS

- Appeared in 52 games (51 starts) at Pittsburgh and totaled 152 tackles (118 solo), 6.0 tackles for loss, 1.0 sack, 29 passes defended, four interceptions, two forced fumbles and three fumble recoveries. As a kick returner, he recorded 52 returns for 1,196 yards.
- As a senior, he was named a team captain and started 13 games. He tallied 34 tackles (29 solo), 2.0 tackles for loss, 1.0 sack, seven passes defended, one interception, one forced fumble and one fumble recovery.
- In 2014, he started 13 games and recorded 39 tackles (32 solo), 1.0 tackle for loss, eight passes defended and a tied for a team-high with two interceptions.
- As a sophomore, he appeared in 13 games (12 starts) and finished with 44 tackles (33 solo), 3.0 tackles for loss, four passes defended and one fumble recovery. He also had a team-high 439 kickoff return yards on 19 attempts.
- In 2012, he started 13 games and accumulated 35 tackles (24 solo), one interception, one forced fumble and one fumble recovery. Also added 30 kickoff returns for 729 yards (24.3 avg.).

### PERSONAL

- Attended Woodland Hills High School in Pittsburgh and competed at both running back and cornerback. Finished his prep career with 218 carries for 1,758 yards and 28 touchdowns.
- Was a First Team All-State Class AAA choice.
- Majored in administration of justice.
- A native of Duquesne, Pa.

### ADDITIONAL TRANSACTIONS

- Waived by the Buffalo Bills on August 31, 2019.
- Claimed by Buffalo off waivers from Jacksonville on October 25, 2017.
- Waived by the Jaguars on October 24, 2017.
- Claimed by Jacksonville off waivers from Miami on September 3, 2017.
- Waived by the Dolphins on September 2, 2017.
- Signed to the Miami active roster from the practice squad on November 7, 2016.
- Signed to the Dolphins practice squad on September 5, 2016.
- Waived by Miami on September 3, 2016.
- Signed by the Dolphins as an undrafted free agent on May 6, 2016.



@worm15110



@worm\_6pitts



## LAFAYETTE PITTS' - NFL REGULAR SEASON STATISTICS

DATE	TEAM	GP	GS	TACKLES							INTERCEPTIONS				FUMBLES			ST				MISC								
				TK	S	A	TFL	YDS	SK	YDS	QBH	NO	YDS	LG	TD	PD	FF	FR	YDS	TK	S	A	FF	FR	S	A				
2016	Dolphins	8	0	0	0	0	0	0	0.0	0.0	0	0	0	0	0	0	0	0	0	0	0	0	0	0	0					
2017	Jaguars	6	0	0	0	0	0	0	0.0	0.0	0	0	0	0	0	0	0	0	0	0	0	0	0	0	0					
Went from Jacksonville to Buffalo.																														
2017	Bills	10	0	2	1	1	0	0	0.0	0.0	0	0	0	0	0	0	0	0	0	0	0	0	0	6	6	0	0	0	0	0
2017	TOTAL	16	0	2	1	1	0	0	0.0	0.0	0	0	0	0	0	0	0	0	0	0	0	0	0	7	7	0	0	0	0	0
2018	Bills	16	0	2	2	0	0	0	0.0	0.0	0	0	0	0	0	0	0	0	0	0	0	0	0	7	6	1	0	0	0	0
2019	Colts	0	0	0	0	0	0	0	0.0	0.0	0	0	0	0	0	0	0	0	0	0	0	0	0	0	0	0	0	0	0	0
<b>TOTALS</b>		<b>40</b>	<b>0</b>	<b>4</b>	<b>3</b>	<b>1</b>	<b>0</b>	<b>0</b>	<b>0.0</b>	<b>0.0</b>	<b>0</b>	<b>0</b>	<b>0</b>	<b>0</b>	<b>0</b>	<b>0</b>	<b>0</b>	<b>0</b>	<b>0</b>	<b>0</b>	<b>0</b>	<b>0</b>	<b>0</b>	<b>17</b>	<b>14</b>	<b>3</b>	<b>0</b>	<b>0</b>	<b>0</b>	<b>0</b>

## LAFAYETTE PITTS' - NFL POSTSEASON STATISTICS

DATE	TEAM	GP	GS	TACKLES							INTERCEPTIONS				FUMBLES			ST				MISC				
				TK	S	A	TFL	YDS	SK	YDS	QBH	NO	YDS	LG	TD	PD	FF	FR	YDS	TK	S	A	FF	FR	S	A
2016	Dolphins	1	0	0	0	0	0	0	0.0	0.0	0	0	0	0	0	0	0	0	0	0	0	0	0	0	0	0
2017	Bills	1	0	0	0	0	0	0	0.0	0.0	0	0	0	0	0	0	0	0	0	0	0	0	0	0	0	
<b>TOTALS</b>		<b>2</b>	<b>0</b>	<b>0</b>	<b>0</b>	<b>0</b>	<b>0</b>	<b>0</b>	<b>0.0</b>	<b>0.0</b>	<b>0</b>	<b>0</b>	<b>0</b>	<b>0</b>	<b>0</b>	<b>0</b>	<b>0</b>	<b>0</b>	<b>0</b>	<b>0</b>	<b>0</b>	<b>0</b>	<b>0</b>	<b>0</b>	<b>0</b>	

### SINGLE-GAME HIGHS: DEFENSIVE

**Total Tackles** 2 vs. New England Patriots, Dec 03, 2017  
 1 at Green Bay Packers, Sep 30, 2018  
 ...1 more at 1.

**Special Teams Tackles** 2 at Houston Texans, Oct 14, 2018  
 ...2 more at 2.

### 2016 GAME-BY-GAME REGULAR SEASON STATISTICS (DOLPHINS)

DATE	OPPONENT	P/S	TACKLES							INTERCEPTIONS				FUMBLES			ST				MISC		W/L	SCORE				
			TK	S	A	SK	YDS	TFL	YDS	QBH	NO	YDS	LG	TD	PD	FF	FR	YDS	TK	S	A	FF			FR	S	A	
09/11	at Seahawks																									L	10-12	
09/18	at Patriots																									L	24-31	
09/25	Browns																									W	30-24+	
09/29	at Bengals																									L	7-22	
10/09	Titans																									L	17-30	
11/06	Jets																									W	27-23	
11/13	at Chargers	P	0	0	0	0.0	0.0	0	0	0	0	0	0	0	0	0	0	0	0	0	0	0	0	0	0	0	W	31-24
11/20	at Rams	P	0	0	0	0.0	0.0	0	0	0	0	0	0	0	0	0	0	0	0	0	0	0	0	0	0	0	W	14-10
11/27	49ers	P	0	0	0	0.0	0.0	0	0	0	0	0	0	0	0	0	0	0	0	0	0	0	0	0	0	0	W	31-24
12/04	at Ravens	P	0	0	0	0.0	0.0	0	0	0	0	0	0	0	0	0	0	0	0	0	0	0	0	0	0	0	L	6-38
12/11	Cardinals	P	0	0	0	0.0	0.0	0	0	0	0	0	0	0	0	0	0	0	0	0	0	0	0	0	0	0	W	26-23
12/17	at Jets	P	0	0	0	0.0	0.0	0	0	0	0	0	0	0	0	0	0	0	0	0	0	0	0	0	0	0	W	34-13
12/24	at Bills	P	0	0	0	0.0	0.0	0	0	0	0	0	0	0	0	0	0	0	0	0	0	0	0	0	0	0	W	34-31+
01/01	Patriots	P	0	0	0	0.0	0.0	0	0	0	0	0	0	0	0	0	0	0	0	0	0	0	0	0	0	0	L	14-35
<b>2016 TOTALS</b>		<b>8-0</b>	<b>0</b>	<b>0</b>	<b>0</b>	<b>0.0</b>	<b>0.0</b>	<b>0</b>	<b>0</b>	<b>0</b>	<b>0</b>	<b>0</b>	<b>0</b>	<b>0</b>	<b>0</b>	<b>0</b>	<b>0</b>	<b>0</b>	<b>0</b>	<b>0</b>	<b>0</b>	<b>0</b>	<b>0</b>	<b>0</b>	<b>0</b>	<b>0</b>	<b>8-6</b>	

+ - Overtime





### 2017 GAME-BY-GAME REGULAR SEASON STATISTICS (JAGUARS/BILLS)

DATE	OPPONENT	P/S	TACKLES						INTERCEPTIONS				FUMBLES			ST			MISC		W/L	SCORE					
			TK	S	A	SK	YDS	TFL	YDS	QBH	NO	YDS	LG	TD	PD	FF	FR	YDS	TK	S			A	FF	FR	S	A
09/10	at Texans	P	0	0	0	0.0	0.0	0	0	0	0	0	0	0	0	0	0	0	0	0	0	0	0	0	0	W	29-7
09/17	Titans	P	0	0	0	0.0	0.0	0	0	0	0	0	0	0	0	0	0	0	0	0	0	0	0	0	0	L	16-37
09/24	Ravens	P	0	0	0	0.0	0.0	0	0	0	0	0	0	0	0	0	0	0	0	0	0	0	0	0	0	W	44-7
10/01	at Jets	P	0	0	0	0.0	0.0	0	0	0	0	0	0	0	0	0	0	0	0	0	0	0	0	0	0	L	20-23+
10/08	at Steelers	P	0	0	0	0.0	0.0	0	0	0	0	0	0	0	0	0	0	0	0	0	0	0	0	0	0	W	30-9
10/15	Rams	P	0	0	0	0.0	0.0	0	0	0	0	0	0	0	0	0	0	1	1	0	0	0	0	0	0	L	17-27
10/22	at Colts																									W	27-0
INACTIVE																											
Went from <b>Jaguars</b> to <b>Bills</b> .																											
10/29	Raiders	P	0	0	0	0.0	0.0	0	0	0	0	0	0	0	0	0	0	0	0	0	0	0	0	0	0	W	34-14
11/02	at Jets	P	0	0	0	0.0	0.0	0	0	0	0	0	0	0	0	0	0	0	0	0	0	0	0	0	0	L	21-34
11/12	Saints	P	0	0	0	0.0	0.0	0	0	0	0	0	0	0	0	0	0	0	0	0	0	0	0	0	0	L	10-47
11/19	at Chargers	P	0	0	0	0.0	0.0	0	0	0	0	0	0	0	0	0	0	1	1	0	0	0	0	0	0	L	24-54
11/26	at Chiefs	P	0	0	0	0.0	0.0	0	0	0	0	0	0	0	0	0	0	0	0	0	0	0	0	0	0	W	16-10
12/03	Patriots	P	2	1	1	0.0	0.0	0	0	0	0	0	0	0	0	0	0	1	1	0	0	0	0	0	0	L	3-23
12/10	Colts	P	0	0	0	0.0	0.0	0	0	0	0	0	0	0	0	0	0	2	2	0	0	0	0	0	0	W	13-7+
12/17	Dolphins	P	0	0	0	0.0	0.0	0	0	0	0	0	0	0	0	0	0	0	0	0	0	0	0	0	0	W	24-16
12/24	at Patriots	P	0	0	0	0.0	0.0	0	0	0	0	0	0	0	0	0	0	1	1	0	0	0	0	0	0	L	16-37
12/31	at Dolphins	P	0	0	0	0.0	0.0	0	0	0	0	0	0	0	0	0	0	1	1	0	0	0	0	0	0	W	22-16
<b>2017 TOTALS</b>		<b>16-0</b>	<b>2</b>	<b>1</b>	<b>1</b>	<b>0.0</b>	<b>0.0</b>	<b>0</b>	<b>0</b>	<b>0</b>	<b>0</b>	<b>0</b>	<b>0</b>	<b>0</b>	<b>0</b>	<b>0</b>	<b>0</b>	<b>7</b>	<b>7</b>	<b>0</b>	<b>0</b>	<b>0</b>	<b>0</b>	<b>0</b>	<b>0</b>	<b>9-8</b>	

+ - Overtime

### 2018 GAME-BY-GAME REGULAR SEASON STATISTICS (BILLS)

DATE	OPPONENT	P/S	TACKLES						INTERCEPTIONS				FUMBLES			ST			MISC		W/L	SCORE					
			TK	S	A	SK	YDS	TFL	YDS	QBH	NO	YDS	LG	TD	PD	FF	FR	YDS	TK	S			A	FF	FR	S	A
09/09	at Ravens	P	0	0	0	0.0	0.0	0	0	0	0	0	0	0	0	0	0	1	1	0	0	0	0	0	0	L	3-47
09/16	Chargers	P	1	1	0	0.0	0.0	0	0	0	0	0	0	0	0	0	0	0	0	0	0	0	0	0	0	L	20-31
09/23	at Vikings	P	0	0	0	0.0	0.0	0	0	0	0	0	0	0	0	0	0	0	0	0	0	0	0	0	0	W	27-6
09/30	at Packers	P	1	1	0	0.0	0.0	0	0	0	0	0	0	0	0	0	0	2	1	1	0	0	0	0	0	L	0-22
10/07	Titans	P	0	0	0	0.0	0.0	0	0	0	0	0	0	0	0	0	0	1	1	0	0	0	0	0	0	W	13-12
10/14	at Texans	P	0	0	0	0.0	0.0	0	0	0	0	0	0	0	0	0	0	2	2	0	0	0	0	0	0	L	13-20
10/21	at Colts	P	0	0	0	0.0	0.0	0	0	0	0	0	0	0	0	0	0	0	0	0	0	0	0	0	0	L	5-37
10/29	Patriots	P	0	0	0	0.0	0.0	0	0	0	0	0	0	0	0	0	0	0	0	0	0	0	0	0	0	L	6-25
11/04	Bears	P	0	0	0	0.0	0.0	0	0	0	0	0	0	0	0	0	0	0	0	0	0	0	0	0	0	L	9-41
11/11	at Jets	P	0	0	0	0.0	0.0	0	0	0	0	0	0	0	0	0	0	0	0	0	0	0	0	0	0	W	41-10
11/25	Jaguars	P	0	0	0	0.0	0.0	0	0	0	0	0	0	0	0	0	0	0	0	0	0	0	0	0	0	W	24-21
12/02	at Dolphins	P	0	0	0	0.0	0.0	0	0	0	0	0	0	0	0	0	0	1	1	0	0	0	0	0	0	L	17-21
12/09	Jets	P	0	0	0	0.0	0.0	0	0	0	0	0	0	0	0	0	0	0	0	0	0	0	0	0	0	L	23-27
12/16	Lions	P	0	0	0	0.0	0.0	0	0	0	0	0	0	0	0	0	0	0	0	0	0	0	0	0	0	W	14-13
12/23	at Patriots	P	0	0	0	0.0	0.0	0	0	0	0	0	0	0	0	0	0	0	0	0	0	0	0	0	0	L	12-24
12/30	Dolphins	P	0	0	0	0.0	0.0	0	0	0	0	0	0	0	0	0	0	0	0	0	0	0	0	0	0	W	42-17
<b>2018 TOTALS</b>		<b>16-0</b>	<b>2</b>	<b>2</b>	<b>0</b>	<b>0.0</b>	<b>0.0</b>	<b>0</b>	<b>0</b>	<b>0</b>	<b>0</b>	<b>0</b>	<b>0</b>	<b>0</b>	<b>0</b>	<b>0</b>	<b>0</b>	<b>7</b>	<b>6</b>	<b>1</b>	<b>0</b>	<b>0</b>	<b>0</b>	<b>0</b>	<b>0</b>	<b>6-10</b>	

### 2019 GAME-BY-GAME REGULAR SEASON STATISTICS (COLTS)

DATE	OPPONENT	P/S	TACKLES						INTERCEPTIONS				FUMBLES			ST			MISC		W/L	SCORE						
			TK	S	A	SK	YDS	TFL	YDS	QBH	NO	YDS	LG	TD	PD	FF	FR	YDS	TK	S			A	FF	FR	S	A	
09/08	at Chargers																									L	24-30+	
DID NOT PLAY																												
<b>2019 TOTALS</b>			<b>0</b>	<b>0</b>	<b>0</b>	<b>0.0</b>	<b>0.0</b>	<b>0</b>	<b>0</b>	<b>0</b>	<b>0</b>	<b>0</b>	<b>0</b>	<b>0</b>	<b>0</b>	<b>0</b>	<b>0</b>	<b>0</b>	<b>0</b>	<b>0</b>	<b>0</b>	<b>0</b>	<b>0</b>	<b>0</b>	<b>0</b>	<b>0</b>	<b>0-1</b>	

+ - Overtime

### 2016 GAME-BY-GAME POSTSEASON STATISTICS (DOLPHINS)

DATE	OPPONENT	P/S	TACKLES						INTERCEPTIONS				FUMBLES			ST			MISC		W/L	SCORE					
			TK	S	A	SK	YDS	TFL	YDS	QBH	NO	YDS	LG	TD	PD	FF	FR	YDS	TK	S			A	FF	FR	S	A
01/08	at Steelers	P	0	0	0	0.0	0.0	0	0	0	0	0	0	0	0	0	0	0	0	0	0	0	0	0	0	L	12-30
<b>2016 TOTALS</b>		<b>1-0</b>	<b>0</b>	<b>0</b>	<b>0</b>	<b>0.0</b>	<b>0.0</b>	<b>0</b>	<b>0</b>	<b>0</b>	<b>0</b>	<b>0</b>	<b>0</b>	<b>0</b>	<b>0</b>	<b>0</b>	<b>0</b>	<b>0</b>	<b>0</b>	<b>0</b>	<b>0</b>	<b>0</b>	<b>0</b>	<b>0</b>	<b>0</b>	<b>0-1</b>	

### 2017 GAME-BY-GAME POSTSEASON STATISTICS (BILLS)

DATE	OPPONENT	P/S	TACKLES						INTERCEPTIONS				FUMBLES			ST			MISC		W/L	SCORE					
			TK	S	A	SK	YDS	TFL	YDS	QBH	NO	YDS	LG	TD	PD	FF	FR	YDS	TK	S			A	FF	FR	S	A
01/07	at Jaguars	P	0	0	0	0.0	0.0	0	0	0	0	0	0	0	0	0	0	0	0	0	0	0	0	0	0	L	3-10
<b>2017 TOTALS</b>		<b>1-0</b>	<b>0</b>	<b>0</b>	<b>0</b>	<b>0.0</b>	<b>0.0</b>	<b>0</b>	<b>0</b>	<b>0</b>	<b>0</b>	<b>0</b>	<b>0</b>	<b>0</b>	<b>0</b>	<b>0</b>	<b>0</b>	<b>0</b>	<b>0</b>	<b>0</b>	<b>0</b>	<b>0</b>	<b>0</b>	<b>0</b>	<b>0</b>	<b>0-1</b>	



# 46 LUKE RHODES

LONG SNAPPER



6-2 • 238

NFL EXP: 4 (5th Year with Colts)

BORN: 12/2/92

**Tribe** WILLIAM & MARY



Rhodes was originally signed to the Colts practice squad on October 5, 2016.

## DOWN THE STRETCH

**Favorite team and/or athlete outside of football:** Pittsburgh Penguins

**Favorite musician and/or song:** Eminem or Chainsmokers

**Hobbies outside of football:** Skiing

**What is something interesting about you that most people may not know:** I was adopted

**Favorite food:** Pizza

**Favorite vacation spot:** Bethany Beach, Del.

**If you could have lunch with three people, living or dead, who would they be:** Dwayne "The Rock" Johnson, Donald Trump and Pat McAfee

**Favorite movie:** "The Day After Tomorrow"

**What's the one thing you couldn't live without:** Family

**Do you have any pets:** I have a pit bull named Harper.

**What is your pregame ritual:** I wouldn't say a ritual, but more of just relaxing, listening to music and joking around. Try to stay calm and not get too tight.

**What is on your bucket list:** As of recently it was being a starter in the NFL. It was always one of my dreams being a kid and now, having accomplished that, I want to be the best snapper in the league and go to a Pro Bowl.

**Who is your inspiration:** I would say my dad. He played college football as a guard at Navy and was in the military for a long time and he got sick and fought through it and is still living today so he is definitely most of my inspiration.

**What was your "welcome to the NFL" moment:** Probably the first time I snapped. It was really the first time I started in a real game other than preseason. The play was awful. It was a horrible snap. They were full rush and I had never snapped really in my life until preseason camp in 2017. But I threw it a little low and wide on a punt. I settled in after that.

@L\_RHODES50


@L\_RHODES50





## FAMILY INSPIRATION

Rhodes has been inspired by his father, Doug Rhodes, who battled brain cancer. "They gave my dad six weeks to live, and we're over a decade now. Pretty powerful." Rhodes helped raise awareness for the disease by participating in the My Cause My Cleats during both the 2017 and 2018 seasons. He wore green and orange cleats to support the National Brain Tumor Society.



## CONVERTING TO LONG SNAPPER

In 2016, Rhodes competed as a linebacker, mainly on special teams. The following season, the Colts moved Rhodes to long snapper. Transitioning to a new position can be challenging and he was certainly welcomed to the position during the team's first preseason game where Indianapolis was punting out of its own end zone. Rhodes successfully made the adjustment and assisted kicker Adam Vinatieri and punter Rigoberto Sanchez to impactful campaigns in 2017. He snapped for Vinatieri to convert 29-of-34 field goals (85.3) and 22-of-24 extra points for 109 points on the season. Sanchez totaled 84 punts for 3,764 yards, a 44.8 average, a 42.6 net average and 28 kicks pinned inside the 20-yard line. He was named to the 2017 PFWA All-Rookie team, set franchise rookie records for total punts and punt yards and set the NFL record for net punting average (42.6) by a rookie punter.

## NFL HIGHLIGHTS

- In four seasons with the Colts, has competed in 52 career games as both a linebacker and a long snapper and has recorded five special teams tackles.
- Appeared in 16 games in 2019 and had one special teams tackle.
- In 2018, he appeared on special teams in 16 games and had four special teams stops. Appeared in two postseason games on special teams. He snapped for Adam Vinatieri in Week 8 at Oakland when Vinatieri broke the record for most points scored in NFL history.
- Made the switch from linebacker to long snapper in 2017 and competed in all 16 games.
- Played in four games in 2016 at linebacker.

## COLLEGE HIGHLIGHTS

- Started 45-of-47 games played at William & Mary, finishing with 341 tackles, 20.0 tackles for loss, 5.5 sacks, 19 passes defended, six forced fumbles, two fumble recoveries and one interception.
- Was a three-time First Team All-Colonial Athletic Association selection, while earning Virginia Sports Information Directors All-State honors all three seasons.
- Started all 12 games played as a senior in 2015, totaling 78 tackles, 5.5 tackles for loss, four passes defended, two forced fumbles and one fumble recovery.
- Selected as the only Football Championship Series player named to the Butkus Award Watch list and was invited to participate in the NFLPA Collegiate Bowl.
- As a junior in 2014, started all 12 games played, compiling 93 tackles, 7.5 tackles for loss, a career-high 4.0 sacks, five passes defended, one forced fumble and one fumble recovery.
- Earned the team's John A. Stewart Winter Warrior Award for his work on the field and in the offseason training program.
- Started all 12 games played as a sophomore in 2013, registering a career-high 98 tackles, 3.0 tackles for loss, 1.5 sacks, seven passes defended, two forced fumbles and one interception.



## COLLEGE HIGHLIGHTS CONT...

- Appeared in 11 games (nine starts) as a redshirt freshman in 2012, posting 72 tackles, 4.0 tackles for loss, three passes defended and one forced fumble.
- Named to the Jerry Rice Award Watch List, awarded to the most outstanding freshman player in the FCS.
- Selected as the William & Mary Quarterback Club Rookie of the Year.

## PERSONAL

- Attended Hollidaysburg (Pa.) Area High School where he was a four-year letterman and graduated holding school records for touchdowns and points scored.
- Was selected to the Pennsylvania Sports Writers Class 3A All-State second-team in 2009 and 2010.
- Earned All-Keystone Conference honors as a linebacker in 2010 and was an All-Mountain Athletic Conference selection as a junior and sophomore.
- Was a four-year letterman on the basketball team.
- Spent time at a local high school and veteran's hospital as part of the team's Salute to Service initiative in 2016.
- Fitted students for new shoes and hats as part of the team's 2016 Cold Feet Warm Shoes event.
- Visited Riley Hospital during the holidays in 2016 and sang carols and distributed gifts to patients.
- Was a member of Sigma Mu Sigma and majored in kinesiology with a minor in public health.
- A native of Hollidaysburg, Pa.



@L\_RHODES50



@L\_RHODES50



## ADDITIONAL TRANSACTIONS

- Signed to the Colts active roster from the practice squad on December 7, 2016.
- Signed to the Indianapolis practice squad on October 5, 2016.
- Waived by the Tampa Bay Buccaneers on September 3, 2016.
- Signed by Tampa Bay as an undrafted free agent on May 2, 2016.

## LUKE RHODES' - NFL REGULAR SEASON STATISTICS

DATE	TEAM	GP	GS	TACKLES							INTERCEPTIONS					FUMBLES			ST				MISC														
				TK	S	A	TFL	YDS	SK	YDS	QBH	NO	YDS	LG	TD	PD	FF	FR	YDS	TK	S	A	FF	FR	S	A											
2016	Colts	4	0	0	0	0	0	0	0	0.0	0.0	0	0	0	0	0	0	0	0	0	0	0	0	0	0	0	0	0	0	0	0	0	0	0	0	0	0
2017	Colts	16	0	0	0	0	0	0	0	0.0	0.0	0	0	0	0	0	0	0	0	0	0	0	0	0	0	0	0	0	0	0	0	0	0	0	0	0	0
2018	Colts	16	0	0	0	0	0	0	0	0.0	0.0	0	0	0	0	0	0	0	0	0	0	0	0	0	4	4	0	0	0	0	0	0	0	0	0	0	0
2019	Colts	16	0	0	0	0	0	0	0	0.0	0.0	0	0	0	0	0	0	0	0	0	0	0	0	0	1	1	0	0	0	0	0	0	0	0	0	0	0
<b>TOTALS</b>		<b>52</b>	<b>0</b>	<b>0</b>	<b>0</b>	<b>0</b>	<b>0</b>	<b>0</b>	<b>0</b>	<b>0.0</b>	<b>0.0</b>	<b>0</b>	<b>0</b>	<b>0</b>	<b>0</b>	<b>0</b>	<b>0</b>	<b>0</b>	<b>0</b>	<b>0</b>	<b>0</b>	<b>0</b>	<b>0</b>	<b>0</b>	<b>5</b>	<b>5</b>	<b>0</b>	<b>0</b>	<b>0</b>	<b>0</b>	<b>0</b>	<b>0</b>	<b>0</b>	<b>0</b>	<b>0</b>	<b>0</b>	<b>0</b>

## LUKE RHODES' - NFL POSTSEASON STATISTICS

DATE	TEAM	GP	GS	TACKLES							INTERCEPTIONS					FUMBLES			ST				MISC															
				TK	S	A	TFL	YDS	SK	YDS	QBH	NO	YDS	LG	TD	PD	FF	FR	YDS	TK	S	A	FF	FR	S	A												
2018	Colts	2	0	0	0	0	0	0	0	0.0	0.0	0	0	0	0	0	0	0	0	0	0	0	0	0	0	0	0	0	0	0	0	0	0	0	0	0	0	0
<b>TOTALS</b>		<b>2</b>	<b>0</b>	<b>0</b>	<b>0</b>	<b>0</b>	<b>0</b>	<b>0</b>	<b>0</b>	<b>0.0</b>	<b>0.0</b>	<b>0</b>	<b>0</b>	<b>0</b>	<b>0</b>	<b>0</b>	<b>0</b>	<b>0</b>	<b>0</b>	<b>0</b>	<b>0</b>	<b>0</b>	<b>0</b>	<b>0</b>	<b>0</b>	<b>0</b>	<b>0</b>	<b>0</b>	<b>0</b>	<b>0</b>	<b>0</b>	<b>0</b>	<b>0</b>	<b>0</b>	<b>0</b>	<b>0</b>	<b>0</b>	<b>0</b>

## SINGLE-GAME HIGHS: DEFENSIVE

### Special Teams Tackles

1 at Houston Texans, Dec 09, 2018  
...3 more at 1.

## 2016 GAME-BY-GAME REGULAR SEASON STATISTICS (COLTS)

DATE	OPPONENT	W/L	SCORE
09/11	Lions	L	35-39
09/18	at Broncos	L	20-34
09/25	Chargers	W	26-22
10/09	Bears	W	29-23
10/16	at Texans	L	23-26+
10/23	at Titans	W	34-26
10/30	Chiefs	L	14-30
11/06	at Packers	W	31-26
11/20	Titans	W	24-17
11/24	Steelers	L	7-28
12/05	at Jets	W	41-10
12/11	Texans	L	17-22
12/18	at Vikings	W	34-6
12/24	at Raiders	L	25-33
01/01	Jaguars	W	24-20
<b>2016 TOTALS</b>	<b>4</b>	<b>8-7</b>	

+ - Overtime



## 2017 GAME-BY-GAME REGULAR SEASON STATISTICS (COLTS)

DATE	OPPONENT		W/L	SCORE
09/10	at Rams	P	L	9-46
09/17	Cardinals	P	L	13-16+
09/24	Browns	P	W	31-28
10/01	at Seahawks	P	L	18-46
10/08	49ers	P	W	26-23+
10/16	at Titans	P	L	22-36
10/22	Jaguars	P	L	0-27
10/29	at Bengals	P	L	23-24
11/05	at Texans	P	W	20-14
11/12	Steelers	P	L	17-20
11/26	Titans	P	L	16-20
12/03	at Jaguars	P	L	10-30
12/10	at Bills	P	L	7-13+
12/14	Broncos	P	L	13-25
12/23	at Ravens	P	L	16-23
12/31	Texans	P	W	22-13
<b>2017 TOTALS</b>	<b>16</b>		<b>4-12</b>	

+ - Overtime

## 2018 GAME-BY-GAME REGULAR SEASON STATISTICS (COLTS)

DATE	OPPONENT		W/L	SCORE
09/09	Bengals	P	L	23-34
09/16	at Washington	P	W	21-9
09/23	at Eagles	P	L	16-20
09/30	Texans	P	L	34-37+
10/04	at Patriots	P	L	24-38
10/14	at Jets	P	L	34-42
10/21	Bills	P	W	37-5
10/28	at Raiders	P	W	42-28
11/11	Jaguars	P	W	29-26
11/18	Titans	P	W	38-10
11/25	Dolphins	P	W	27-24
12/02	at Jaguars	P	L	0-6
12/09	at Texans	P	W	24-21
12/16	Cowboys	P	W	23-0
12/23	Giants	P	W	28-27
12/30	at Titans	P	W	33-17
<b>2018 TOTALS</b>	<b>16</b>		<b>10-6</b>	

+ - Overtime

## 2019 GAME-BY-GAME REGULAR SEASON STATISTICS (COLTS)

DATE	OPPONENT		W/L	SCORE
09/08	at Chargers	P	L	24-30+
09/15	at Titans	P	W	19-17
09/22	Falcons	P	W	27-24
09/29	Raiders	P	L	24-31
10/06	at Chiefs	P	W	19-13
10/20	Texans	P	W	30-23
10/27	Broncos	P	W	15-13
11/03	at Steelers	P	L	24-26
11/10	Dolphins	P	L	12-16
11/17	Jaguars	P	W	33-13
11/21	at Texans	P	L	17-20
12/01	Titans	P	L	17-31
12/08	at Buccaneers	P	L	35-38
12/16	at Saints	P	L	7-34
12/22	Panthers	P	W	38-6
12/29	at Jaguars	P	L	20-38
<b>2019 TOTALS</b>	<b>16</b>		<b>7-9</b>	

+ - Overtime





## 2018 GAME-BY-GAME POSTSEASON STATISTICS (COLTS)

DATE	OPPONENT		W/L	SCORE
01/05	at Texans	P	W	21-7
01/12	at Chiefs	P	L	13-31
<b>2018 TOTALS</b>	<b>2</b>		<b>1-1</b>	

## 2016 GAME-BY-GAME REGULAR SEASON STATISTICS (COLTS)

DATE	OPPONENT	P/S	TACKLES							INTERCEPTIONS				FUMBLES			ST				MISC		W/L	SCORE			
			TK	S	A	SK	YDS	TFL	YDS	QBH	NO	YDS	LG	TD	PD	FF	FR	YDS	TK	S	A	FF			FR	S	A
09/11	Lions																									L	35-39
09/18	at Broncos																									L	20-34
09/25	Chargers																									W	26-22
10/09	Bears																									W	29-23
10/16	at Texans																									L	23-26+
10/23	at Titans																									W	34-26
10/30	Chiefs																									L	14-30
11/06	at Packers																									W	31-26
11/20	Titans																									W	24-17
11/24	Steelers																									L	7-28
12/05	at Jets																									W	41-10
12/11	Texans	P	0	0	0	0.0	0.0	0	0	0	0	0	0	0	0	0	0	0	0	0	0	0	0	0	0	L	17-22
12/18	at Vikings	P	0	0	0	0.0	0.0	0	0	0	0	0	0	0	0	0	0	0	0	0	0	0	0	0	0	W	34-6
12/24	at Raiders	P	0	0	0	0.0	0.0	0	0	0	0	0	0	0	0	0	0	0	0	0	0	0	0	0	0	L	25-33
01/01	Jaguars	P	0	0	0	0.0	0.0	0	0	0	0	0	0	0	0	0	0	0	0	0	0	0	0	0	0	W	24-20
<b>2016 TOTALS</b>	<b>4-0</b>		<b>0</b>	<b>0</b>	<b>0</b>	<b>0.0</b>	<b>0.0</b>	<b>0</b>	<b>0</b>	<b>0</b>	<b>0</b>	<b>0</b>	<b>0</b>	<b>0</b>	<b>0</b>	<b>0</b>	<b>0</b>	<b>0</b>	<b>0</b>	<b>0</b>	<b>0</b>	<b>0</b>	<b>0</b>	<b>0</b>	<b>0</b>	<b>8-7</b>	

+ - Overtime

## 2017 GAME-BY-GAME REGULAR SEASON STATISTICS (COLTS)

DATE	OPPONENT	P/S	TACKLES							INTERCEPTIONS				FUMBLES			ST				MISC		W/L	SCORE			
			TK	S	A	SK	YDS	TFL	YDS	QBH	NO	YDS	LG	TD	PD	FF	FR	YDS	TK	S	A	FF			FR	S	A
09/10	at Rams	P	0	0	0	0.0	0.0	0	0	0	0	0	0	0	0	0	0	0	0	0	0	0	0	0	0	L	9-46
09/17	Cardinals	P	0	0	0	0.0	0.0	0	0	0	0	0	0	0	0	0	0	0	0	0	0	0	0	0	0	L	13-16+
09/24	Browns	P	0	0	0	0.0	0.0	0	0	0	0	0	0	0	0	0	0	0	0	0	0	0	0	0	0	W	31-28
10/01	at Seahawks	P	0	0	0	0.0	0.0	0	0	0	0	0	0	0	0	0	0	0	0	0	0	0	0	0	0	L	18-46
10/08	49ers	P	0	0	0	0.0	0.0	0	0	0	0	0	0	0	0	0	0	0	0	0	0	0	0	0	0	W	26-23+
10/16	at Titans	P	0	0	0	0.0	0.0	0	0	0	0	0	0	0	0	0	0	0	0	0	0	0	0	0	0	L	22-36
10/22	Jaguars	P	0	0	0	0.0	0.0	0	0	0	0	0	0	0	0	0	0	0	0	0	0	0	0	0	0	L	0-27
10/29	at Bengals	P	0	0	0	0.0	0.0	0	0	0	0	0	0	0	0	0	0	0	0	0	0	0	0	0	0	L	23-24
11/05	at Texans	P	0	0	0	0.0	0.0	0	0	0	0	0	0	0	0	0	0	0	0	0	0	0	0	0	0	W	20-14
11/12	Steelers	P	0	0	0	0.0	0.0	0	0	0	0	0	0	0	0	0	0	0	0	0	0	0	0	0	0	L	17-20
11/26	Titans	P	0	0	0	0.0	0.0	0	0	0	0	0	0	0	0	0	0	0	0	0	0	0	0	0	0	L	16-20
12/03	at Jaguars	P	0	0	0	0.0	0.0	0	0	0	0	0	0	0	0	0	0	0	0	0	0	0	0	0	0	L	10-30
12/10	at Bills	P	0	0	0	0.0	0.0	0	0	0	0	0	0	0	0	0	0	0	0	0	0	0	0	0	0	L	7-13+
12/14	Broncos	P	0	0	0	0.0	0.0	0	0	0	0	0	0	0	0	0	0	0	0	0	0	0	0	0	0	L	13-25
12/23	at Ravens	P	0	0	0	0.0	0.0	0	0	0	0	0	0	0	0	0	0	0	0	0	0	0	0	0	0	L	16-23
12/31	Texans	P	0	0	0	0.0	0.0	0	0	0	0	0	0	0	0	0	0	0	0	0	0	0	0	0	0	W	22-13
<b>2017 TOTALS</b>	<b>16-0</b>		<b>0</b>	<b>0</b>	<b>0</b>	<b>0.0</b>	<b>0.0</b>	<b>0</b>	<b>0</b>	<b>0</b>	<b>0</b>	<b>0</b>	<b>0</b>	<b>0</b>	<b>0</b>	<b>0</b>	<b>0</b>	<b>0</b>	<b>0</b>	<b>0</b>	<b>0</b>	<b>0</b>	<b>0</b>	<b>0</b>	<b>4-12</b>		

+ - Overtime





## 2018 GAME-BY-GAME REGULAR SEASON STATISTICS (COLTS)

DATE	OPPONENT	P/S	TACKLES					INTERCEPTIONS				FUMBLES			ST				MISC		W/L	SCORE				
			TK	S	A	SK	YDS	TFL	YDS	QBH	NO	YDS	LG	TD	PD	FF	FR	YDS	TK	S			A	FF	FR	S
09/09	Bengals	P	0	0	0	0.0	0.0	0	0	0	0	0	0	0	0	0	0	0	0	0	0	0	0	0	L	23-34
09/16	at Washington	P	0	0	0	0.0	0.0	0	0	0	0	0	0	0	0	0	0	0	0	0	0	0	0	0	W	21-9
09/23	at Eagles	P	0	0	0	0.0	0.0	0	0	0	0	0	0	0	0	0	0	0	0	0	0	0	0	0	L	16-20
09/30	Texans	P	0	0	0	0.0	0.0	0	0	0	0	0	0	0	0	0	0	1	1	0	0	0	0	0	L	34-37+
10/04	at Patriots	P	0	0	0	0.0	0.0	0	0	0	0	0	0	0	0	0	0	0	0	0	0	0	0	0	L	24-38
10/14	at Jets	P	0	0	0	0.0	0.0	0	0	0	0	0	0	0	0	0	0	0	0	0	0	0	0	0	L	34-42
10/21	Bills	P	0	0	0	0.0	0.0	0	0	0	0	0	0	0	0	0	0	0	0	0	0	0	0	0	W	37-5
10/28	at Raiders	P	0	0	0	0.0	0.0	0	0	0	0	0	0	0	0	0	0	1	1	0	0	0	0	0	W	42-28
11/11	Jaguars	P	0	0	0	0.0	0.0	0	0	0	0	0	0	0	0	0	0	0	0	0	0	0	0	0	W	29-26
11/18	Titans	P	0	0	0	0.0	0.0	0	0	0	0	0	0	0	0	0	0	0	0	0	0	0	0	0	W	38-10
11/25	Dolphins	P	0	0	0	0.0	0.0	0	0	0	0	0	0	0	0	0	0	1	1	0	0	0	0	0	W	27-24
12/02	at Jaguars	P	0	0	0	0.0	0.0	0	0	0	0	0	0	0	0	0	0	0	0	0	0	0	0	0	L	0-6
12/09	at Texans	P	0	0	0	0.0	0.0	0	0	0	0	0	0	0	0	0	0	1	1	0	0	0	0	0	W	24-21
12/16	Cowboys	P	0	0	0	0.0	0.0	0	0	0	0	0	0	0	0	0	0	0	0	0	0	0	0	0	W	23-0
12/23	Giants	P	0	0	0	0.0	0.0	0	0	0	0	0	0	0	0	0	0	0	0	0	0	0	0	0	W	28-27
12/30	at Titans	P	0	0	0	0.0	0.0	0	0	0	0	0	0	0	0	0	0	0	0	0	0	0	0	0	W	33-17
<b>2018 TOTALS</b>		<b>16-0</b>	<b>0</b>	<b>0</b>	<b>0</b>	<b>0.0</b>	<b>0.0</b>	<b>0</b>	<b>0</b>	<b>0</b>	<b>0</b>	<b>0</b>	<b>0</b>	<b>0</b>	<b>0</b>	<b>0</b>	<b>0</b>	<b>4</b>	<b>4</b>	<b>0</b>	<b>0</b>	<b>0</b>	<b>0</b>	<b>0</b>	<b>10-6</b>	

+ - Overtime

## 2019 GAME-BY-GAME REGULAR SEASON STATISTICS (COLTS)

DATE	OPPONENT	P/S	TACKLES					INTERCEPTIONS				FUMBLES			ST				MISC		W/L	SCORE				
			TK	S	A	SK	YDS	TFL	YDS	QBH	NO	YDS	LG	TD	PD	FF	FR	YDS	TK	S			A	FF	FR	S
09/08	at Chargers	P	0	0	0	0.0	0.0	0	0	0	0	0	0	0	0	0	0	0	0	0	0	0	0	0	L	24-30+
09/15	at Titans	P	0	0	0	0.0	0.0	0	0	0	0	0	0	0	0	0	0	0	0	0	0	0	0	0	W	19-17
09/22	Falcons	P	0	0	0	0.0	0.0	0	0	0	0	0	0	0	0	0	0	0	0	0	0	0	0	0	W	27-24
09/29	Raiders	P	0	0	0	0.0	0.0	0	0	0	0	0	0	0	0	0	0	0	0	0	0	0	0	0	L	24-31
10/06	at Chiefs	P	0	0	0	0.0	0.0	0	0	0	0	0	0	0	0	0	0	0	0	0	0	0	0	0	W	19-13
10/20	Texans	P	0	0	0	0.0	0.0	0	0	0	0	0	0	0	0	0	0	0	0	0	0	0	0	0	W	30-23
10/27	Broncos	P	0	0	0	0.0	0.0	0	0	0	0	0	0	0	0	0	0	1	1	0	0	0	0	0	W	15-13
11/03	at Steelers	P	0	0	0	0.0	0.0	0	0	0	0	0	0	0	0	0	0	0	0	0	0	0	0	0	L	24-26
11/10	Dolphins	P	0	0	0	0.0	0.0	0	0	0	0	0	0	0	0	0	0	0	0	0	0	0	0	0	L	12-16
11/17	Jaguars	P	0	0	0	0.0	0.0	0	0	0	0	0	0	0	0	0	0	0	0	0	0	0	0	0	W	33-13
11/21	at Texans	P	0	0	0	0.0	0.0	0	0	0	0	0	0	0	0	0	0	0	0	0	0	0	0	0	L	17-20
12/01	Titans	P	0	0	0	0.0	0.0	0	0	0	0	0	0	0	0	0	0	0	0	0	0	0	0	0	L	17-31
12/08	at Buccaneers	P	0	0	0	0.0	0.0	0	0	0	0	0	0	0	0	0	0	0	0	0	0	0	0	0	L	35-38
12/16	at Saints	P	0	0	0	0.0	0.0	0	0	0	0	0	0	0	0	0	0	0	0	0	0	0	0	0	L	7-34
12/22	Panthers	P	0	0	0	0.0	0.0	0	0	0	0	0	0	0	0	0	0	0	0	0	0	0	0	0	W	38-6
12/29	at Jaguars	P	0	0	0	0.0	0.0	0	0	0	0	0	0	0	0	0	0	0	0	0	0	0	0	0	L	20-38
<b>2019 TOTALS</b>		<b>16-0</b>	<b>0</b>	<b>0</b>	<b>0</b>	<b>0.0</b>	<b>0.0</b>	<b>0</b>	<b>0</b>	<b>0</b>	<b>0</b>	<b>0</b>	<b>0</b>	<b>0</b>	<b>0</b>	<b>0</b>	<b>1</b>	<b>1</b>	<b>0</b>	<b>0</b>	<b>0</b>	<b>0</b>	<b>0</b>	<b>0</b>	<b>7-9</b>	

+ - Overtime

## 2018 GAME-BY-GAME POSTSEASON STATISTICS (COLTS)

DATE	OPPONENT	P/S	TACKLES					INTERCEPTIONS				FUMBLES			ST				MISC		W/L	SCORE				
			TK	S	A	SK	YDS	TFL	YDS	QBH	NO	YDS	LG	TD	PD	FF	FR	YDS	TK	S			A	FF	FR	S
01/05	at Texans	P	0	0	0	0.0	0.0	0	0	0	0	0	0	0	0	0	0	0	0	0	0	0	0	0	W	21-7
01/12	at Chiefs	P	0	0	0	0.0	0.0	0	0	0	0	0	0	0	0	0	0	0	0	0	0	0	0	0	L	13-31
<b>2018 TOTALS</b>		<b>2-0</b>	<b>0</b>	<b>0</b>	<b>0</b>	<b>0.0</b>	<b>0.0</b>	<b>0</b>	<b>0</b>	<b>0</b>	<b>0</b>	<b>0</b>	<b>0</b>	<b>0</b>	<b>0</b>	<b>0</b>	<b>0</b>	<b>0</b>	<b>0</b>	<b>0</b>	<b>0</b>	<b>0</b>	<b>0</b>	<b>0</b>	<b>1-1</b>	





**6-1 • 218**  
NFL EXP: 8 (1st Year with Colts)  
BORN: 6/19/90



**FLORIDA  
STATE**



Rhodes was signed by the Colts as a free agent on March 27, 2020.

### DOWN THE STRETCH

**What is on your bucket list:** I want to skydive.

**Do you have any nicknames:** Zay

**What is the best advice you've been given:** Never give up because you never know how close you are to achieving your goals.

**Who is your mentor:** Terrell Buckley

**Who is your favorite artist:** Jay Z

**What is your favorite food:** Steak

**What is your favorite vacation spot:** Anguilla

**What is your favorite TV show:** "Billions"

**What is your favorite movie:** "Lion King"

**What are your pet peeves:** Someone using my personal items

**Do you have any hidden talents:** Bowling

**Who was your favorite athlete growing up:** Stone Cold Steve Austin

**What are your hobbies off the field:** Hanging with family and watching movies.

### FATHER CHRISTMAS

Rhodes not only strives for success on the field, but also in the community. While he was with the Vikings, he sponsored a holiday shopping spree at the Mall of America for eight Boys and Girls Clubs within the Twin Cities. Rhodes delivered speakers, Xbox consoles and games for the clubs. While delivering the gifts to a Boys and Girls Club location in 2018, Rhodes addressed the group saying, "I'm thankful because I was here once upon a time and this is my way of showing you guys nothing is impossible, nothing can hold you back as long as you believe and you fight through whatever you're going through." To spread more holiday cheer, Rhodes sponsored toy drives for patients at UofM Masonic Children's Hospital.





## NFL HIGHLIGHTS

- Appeared in 104 games (97 starts) in seven seasons with the Vikings and tallied 372 tackles (318 solo), 15.0 tackles for loss, 73 passes defended, 10 interceptions (one returned for a touchdown) and three forced fumbles.
- Selected to the Pro Bowl in 2019 after he started 15 games and tallied 63 tackles (54 solo), 5.0 tackles for loss, six passes defended and one forced fumble. Started two postseason contests and recorded 10 tackles (seven solo) and two passes defended. In Week 13 at Seattle, he tied a career high with eight solo tackles, had a career-high 2.0 tackles for loss and also forced a fumble.
- In 2018, started 14 games and recorded 47 tackles (41 solo), seven passes defended and one interception. In a Week 1 win vs. San Francisco, he recorded two solo tackles and one interception.
- Selected as an Associated Press First Team All-Pro and to the Pro Bowl in 2017 after he started all 16 games and totaled 56 tackles (44 solo), 1.0 tackle for loss, 10 passes defended and two interceptions. Also earned All-NFL honors by the PFWA and *Sporting News*. In the postseason, started two games and tallied four solo tackles and two passes defended.
- Named to his first-career Pro Bowl in 2016 after he started 14 games and accumulated 52 tackles (44 solo), 2.0 tackles for loss, 11 passes defended, a single-season career-high five interceptions (one returned for a touchdown) and one forced fumble. In a Week 11 win at Arizona, he had three tackles (two solo) and a career-high two interceptions (one returned for a touchdown).
- In 2015, started all 16 games and tallied 58 tackles (55 solo), 1.0 tackle for loss, 11 passes defended and one interception. He helped the Vikings defense rank fifth in the NFL in points allowed per game. Started one postseason contest and recorded four solo tackles and two passes defended.
- Started all 16 games in 2014 and recorded 48 tackles (39 solo), 5.0 tackles for loss, a career-high 18 passes defended and one interception. His 18 passes defended tied for third in the NFL. In a Week 4 win at Atlanta, he tallied five tackles (three solo), 1.0 tackle for loss and tied his career-high in passes defended (four). In Week 11 at Chicago, he recorded four tackles (three solo) and his first-career interception.
- In 2013, appeared in 13 games (six starts) as a rookie and totaled 48 tackles (41 solo), 1.0 tackle for loss, 10 passes defended and one forced fumble. In Week 12 at Green Bay, he recorded four solo tackles and set a career high in passes defended (four).

## COLLEGE HIGHLIGHTS

- Appeared in 43 games (38 starts) at Florida State and totaled 140 tackles (112 solo), 2.0 sacks, 23 passes defended, eight interceptions and one forced fumble.
- In 2012, he started 14 games and recorded 39 tackles (27 solo), seven passes defended, three interceptions and one forced fumble. He was named a semifinalist for the Thorpe Award and was First Team All-ACC choice.
- As a redshirt sophomore, he appeared in 13 games (10 starts) and tallied 43 tackles (36 solo), four passes defended and one interception. Selected as the Mr. Dependable Skill Award winner by the team.
- In 2010, he started all 14 games and accumulated 58 tackles (49 solo), 2.0 sacks, had team highs in passes defended (12) and interceptions (four) and also tallied two fumble recoveries. He was selected as the ACC Defensive Rookie of the Year and was a consensus Freshman All-American choice.
- Appeared in two games as a true freshman on special teams before suffering a season-ending injury.

## PERSONAL

- Attended Miami (Fla.) Norland High School and earned All-Dade honors on offense and defense.
- As a senior, he was the team's leading rusher and leading receiver.
- As a junior, he tallied more than 1,000 all-purpose yards.
- Participated in an annual holiday shopping spree for the Masonic Children's Hospital in Minnesota.
- Supported the Boys and Girls Club for the 2018 My Cause My Cleats Campaign.
- Active in Jimbo Fisher's charity, Kidz1stFund, where he attends fundraisers and donates to the cause.
- Majored in social science.
- Has two children, Journey and Justin.
- A native of Miami.

## ADDITIONAL TRANSACTIONS

- Released by the Minnesota Vikings on March 13, 2020.
- Selected by the Vikings in the first round (25th overall) of the 2013 NFL Draft.



## XAVIER RHODES' - NFL REGULAR SEASON STATISTICS

DATE	TEAM	GP	GS	TACKLES							INTERCEPTIONS				FUMBLES			ST			MISC				
				TK	S	A	TFL	YDS	SK	YDS	QBH	NO	YDS	LG	TD	PD	FF	FR	YDS	TK	S	A	FF	FR	S
2013	Vikings	13	6	48	41	7	1	3	0.0	0.0	0	0	0	0	10	1	0	0	0	0	0	0	0	0	0
2014	Vikings	16	16	48	39	9	5	11	0.0	0.0	0	1	0	0	18	0	0	0	0	0	0	0	0	0	
2015	Vikings	16	16	58	55	3	1	8	0.0	0.0	0	1	0	0	11	0	0	0	0	0	0	0	0	0	
2016	Vikings	14	14	52	44	8	2	8	0.0	0.0	0	5	133	100t	1	11	1	0	0	0	0	0	0	0	
2017	Vikings	16	16	56	44	12	1	1	0.0	0.0	0	2	23	21	0	10	0	0	0	0	0	0	0	0	
2018	Vikings	14	14	47	41	6	0	0	0.0	0.0	0	1	3	3	0	7	0	0	0	0	0	0	0	0	
2019	Vikings	15	15	63	54	9	5	5	0.0	0.0	0	0	0	0	6	1	0	0	0	0	0	0	0	0	
<b>TOTALS</b>		<b>104</b>	<b>97</b>	<b>372</b>	<b>318</b>	<b>54</b>	<b>15</b>	<b>36</b>	<b>0.0</b>	<b>0.0</b>	<b>0</b>	<b>10</b>	<b>159</b>	<b>100t</b>	<b>1</b>	<b>73</b>	<b>3</b>	<b>0</b>	<b>0</b>	<b>0</b>	<b>0</b>	<b>0</b>	<b>0</b>	<b>0</b>	

## XAVIER RHODES' - NFL POSTSEASON STATISTICS

DATE	TEAM	GP	GS	TACKLES							INTERCEPTIONS				FUMBLES			ST			MISC			
				TK	S	A	TFL	YDS	SK	YDS	QBH	NO	YDS	LG	TD	PD	FF	FR	YDS	TK	S	A	FF	FR
2015	Vikings	1	1	4	4	0	0	0	0.0	0.0	0	0	0	0	2	0	0	0	0	0	0	0	0	0
2017	Vikings	2	2	4	4	0	0	0	0.0	0.0	0	0	0	0	2	0	0	0	0	0	0	0	0	0
2019	Vikings	2	2	10	7	3	0	0	0.0	0.0	0	0	0	0	2	0	0	0	0	0	0	0	0	0
<b>TOTALS</b>		<b>5</b>	<b>5</b>	<b>18</b>	<b>15</b>	<b>3</b>	<b>0</b>	<b>0</b>	<b>0.0</b>	<b>0.0</b>	<b>0</b>	<b>0</b>	<b>0</b>	<b>0</b>	<b>6</b>	<b>0</b>	<b>0</b>	<b>0</b>	<b>0</b>	<b>0</b>	<b>0</b>	<b>0</b>	<b>0</b>	<b>0</b>

### SINGLE-GAME HIGHS: DEFENSIVE

- Total Tackles** 8 at Seattle Seahawks, Dec 02, 2019  
...2 more at 8.
- Passes Defensed** 4 vs. Atlanta Falcons, Sep 28, 2014  
...1 more at 4.
- Forced Fumbles** 1 at Seattle Seahawks, Dec 02, 2019  
...2 more at 1.
- Tackles For Loss** 2 at Seattle Seahawks, Dec 02, 2019  
1 vs. Green Bay Packers, Dec 23, 2019  
...12 more at 1.
- Interceptions** 2 vs. Arizona Cardinals, Nov 20, 2016  
1 vs. San Francisco 49ers, Sep 09, 2018  
...7 more at 1.
- Interception Return Yards** 100 vs. Arizona Cardinals, Nov 20, 2016  
29 vs. New York Giants, Oct 03, 2016  
21 at Detroit Lions, Nov 23, 2017

### SINGLE-GAME HIGHS - POSTSEASON: DEFENSIVE

- Total Tackles** 6 at San Francisco 49ers, Jan 11, 2020  
4 at New Orleans Saints, Jan 05, 2020  
...1 more at 4.
- Passes Defensed** 2 vs. New Orleans Saints, Jan 14, 2018  
...1 more at 2.

## 2013 GAME-BY-GAME REGULAR SEASON STATISTICS (VIKINGS)

DATE	OPPONENT	P/S	TACKLES							INTERCEPTIONS				FUMBLES			ST			MISC		SCORE				
			TK	S	A	SK	YDS	TFL	YDS	QBH	NO	YDS	LG	TD	PD	FF	FR	YDS	TK	S	A		FF	FR	S	A
09/08	at Lions	S	3	3	0	0	0	0	0	0	0	0	0	0	0	0	0	0	0	0	0	0	0	0	L	24-34
09/15	at Bears	P	1	0	1	0	0	0	0	0	0	0	0	0	0	0	0	0	0	0	0	0	0	0	L	30-31
09/22	Browns	P	2	2	0	0	0	0	0	0	0	0	0	0	0	0	0	0	0	0	0	0	0	0	L	27-31
09/29	Steelers	P	3	3	0	0	0	0	0	0	0	0	0	1	0	0	0	0	0	0	0	0	0	0	W	34-27
10/13	Panthers	P	2	1	1	0	0	0	0	0	0	0	0	0	0	0	0	0	0	0	0	0	0	0	L	10-35
10/21	at Giants	P	4	4	0	0	0	0	0	0	0	0	0	1	0	0	0	0	0	0	0	0	0	0	L	7-23
10/27	Packers	P	7	7	0	0	0	0	0	0	0	0	0	0	0	0	0	0	0	0	0	0	0	0	L	31-44
11/03	at Cowboys	S	6	6	0	0	0	0	0	0	0	0	0	0	0	0	0	0	0	0	0	0	0	0	L	23-27
11/07	Washington	S	5	3	2	0	0	0	0	0	0	0	0	0	0	0	0	0	0	0	0	0	0	0	W	34-27
11/17	at Seahawks	P	2	1	1	0	0	0	0	0	0	0	0	0	0	0	0	0	0	0	0	0	0	0	L	20-41
11/24	at Packers	S	4	4	0	0	0	0	0	0	0	0	0	4	0	0	0	0	0	0	0	0	0	0	L	26-26+
12/01	Bears	S	6	4	2	0	0	1	3	0	0	0	0	1	0	0	0	0	0	0	0	0	0	0	W	23-20+
12/08	at Ravens	S	3	3	0	0	0	0	0	0	0	0	0	3	1	0	0	0	0	0	0	0	0	0	L	26-29
12/15	Eagles																								W	48-30
12/22	at Bengals																								L	14-42
12/29	Lions																								W	14-13
<b>2013 TOTALS</b>		<b>13-6</b>	<b>48</b>	<b>41</b>	<b>7</b>	<b>0</b>	<b>0</b>	<b>1</b>	<b>3</b>	<b>0</b>	<b>0</b>	<b>0</b>	<b>0</b>	<b>0</b>	<b>10</b>	<b>1</b>	<b>0</b>	<b>0</b>	<b>0</b>	<b>0</b>	<b>0</b>	<b>0</b>	<b>0</b>	<b>0</b>	<b>5-11</b>	

+ - Overtime





## 2014 GAME-BY-GAME REGULAR SEASON STATISTICS (VIKINGS)

DATE	OPPONENT	P/S	TACKLES							INTERCEPTIONS				FUMBLES			ST			MISC		W/L	SCORE				
			TK	S	A	SK	YDS	TFL	YDS	QBH	NO	YDS	LG	TD	PD	FF	FR	YDS	TK	S	A			FF	FR	S	A
09/07	at Rams	S	1	1	0	0.0	0.0	0	0	0	0	0	0	0	0	0	0	0	0	0	0	0	0	0	W	34-6	
09/14	Patriots	S	5	4	1	0.0	0.0	1	2	0	0	0	0	0	0	0	0	0	0	0	0	0	0	0	L	7-30	
09/21	at Saints	S	4	2	2	0.0	0.0	0	0	0	0	0	0	0	0	0	0	0	0	0	0	0	0	0	L	9-20	
09/28	Falcons	S	5	3	2	0.0	0.0	1	2	0	0	0	0	0	4	0	0	0	0	0	0	0	0	0	W	41-28	
10/02	at Packers	S	4	2	2	0.0	0.0	0	0	0	0	0	0	0	1	0	0	0	0	0	0	0	0	0	L	10-42	
10/12	Lions	S	2	2	0	0.0	0.0	0	0	0	0	0	0	0	1	0	0	0	0	0	0	0	0	0	L	3-17	
10/19	at Bills	S	3	3	0	0.0	0.0	1	4	0	0	0	0	0	1	0	0	0	0	0	0	0	0	0	L	16-17	
10/26	at Buccaneers	S	1	1	0	0.0	0.0	0	0	0	0	0	0	0	0	0	0	0	0	0	0	0	0	0	W	19-13+	
11/02	Washington	S	2	2	0	0.0	0.0	0	0	0	0	0	0	1	0	0	0	0	0	0	0	0	0	0	W	29-26	
11/16	at Bears	S	4	3	1	0.0	0.0	0	0	0	1	0	0	0	1	0	0	0	0	0	0	0	0	0	L	13-21	
11/23	Packers	S	3	3	0	0.0	0.0	0	0	0	0	0	0	0	2	0	0	0	0	0	0	0	0	0	L	21-24	
11/30	Panthers	S	0	0	0	0.0	0.0	0	0	0	0	0	0	0	3	0	0	0	0	0	0	0	0	0	W	31-13	
12/07	Jets	S	4	4	0	0.0	0.0	0	0	0	0	0	0	3	3	0	0	0	0	0	0	0	0	0	W	30-24+	
12/14	Lions	S	3	2	1	0.0	0.0	1	1	0	0	0	0	0	0	0	0	0	0	0	0	0	0	0	L	14-16	
12/21	at Dolphins	S	5	5	0	0.0	0.0	1	2	0	0	0	0	0	0	0	0	0	0	0	0	0	0	0	L	35-37	
12/28	Bears	S	2	2	0	0.0	0.0	0	0	0	0	0	0	0	1	0	0	0	0	0	0	0	0	0	W	13-9	
<b>2014 TOTALS</b>			<b>16-16</b>	<b>48</b>	<b>39</b>	<b>9</b>	<b>0.0</b>	<b>0.0</b>	<b>5</b>	<b>11</b>	<b>0</b>	<b>1</b>	<b>0</b>	<b>0</b>	<b>0</b>	<b>18</b>	<b>0</b>	<b>0</b>	<b>0</b>	<b>0</b>	<b>0</b>	<b>0</b>	<b>0</b>	<b>0</b>	<b>0</b>	<b>0</b>	<b>7-9</b>

+ - Overtime

## 2015 GAME-BY-GAME REGULAR SEASON STATISTICS (VIKINGS)

DATE	OPPONENT	P/S	TACKLES							INTERCEPTIONS				FUMBLES			ST			MISC		W/L	SCORE				
			TK	S	A	SK	YDS	TFL	YDS	QBH	NO	YDS	LG	TD	PD	FF	FR	YDS	TK	S	A			FF	FR	S	A
09/14	at 49ers	S	7	7	0	0.0	0.0	0	0	0	0	0	0	0	0	0	0	0	0	0	0	0	0	0	L	3-20	
09/20	Lions	S	6	4	2	0.0	0.0	0	0	0	0	0	0	0	1	0	0	0	0	0	0	0	0	0	0	W	26-16
09/27	Chargers	S	3	3	0	0.0	0.0	0	0	0	0	0	0	0	1	0	0	0	0	0	0	0	0	0	W	31-14	
10/04	at Broncos	S	4	4	0	0.0	0.0	0	0	0	0	0	0	0	1	0	0	0	0	0	0	0	0	0	L	20-23	
10/18	Chiefs	S	2	2	0	0.0	0.0	0	0	0	0	0	0	0	0	0	0	0	0	0	0	0	0	0	0	W	16-10
10/25	at Lions	S	2	2	0	0.0	0.0	0	0	0	0	0	0	0	0	0	0	0	0	0	0	0	0	0	0	W	28-19
11/01	at Bears	S	5	5	0	0.0	0.0	0	0	0	0	0	0	0	0	0	0	0	0	0	0	0	0	0	0	W	23-20
11/08	Rams	S	2	2	0	0.0	0.0	0	0	0	0	0	0	0	1	0	0	0	0	0	0	0	0	0	0	W	21-18+
11/15	at Raiders	S	3	3	0	0.0	0.0	0	0	0	0	0	0	0	0	0	0	0	0	0	0	0	0	0	0	W	30-14
11/22	Packers	S	2	2	0	0.0	0.0	0	0	0	0	0	0	0	0	0	0	0	0	0	0	0	0	0	0	L	13-30
11/29	at Falcons	S	2	2	0	0.0	0.0	0	0	0	0	0	0	0	1	0	0	0	0	0	0	0	0	0	0	W	20-10
12/06	Seahawks	S	5	5	0	0.0	0.0	0	0	0	0	0	0	0	0	0	0	0	0	0	0	0	0	0	0	L	7-38
12/10	at Cardinals	S	5	5	0	0.0	0.0	1	8	0	0	0	0	0	3	0	0	0	0	0	0	0	0	0	0	L	20-23
12/20	Bears	S	5	5	0	0.0	0.0	0	0	0	0	0	0	0	1	0	0	0	0	0	0	0	0	0	0	W	38-17
12/27	Giants	S	2	1	1	0.0	0.0	0	0	0	0	0	0	1	0	0	0	0	0	0	0	0	0	0	0	W	49-17
01/03	at Packers	S	3	3	0	0.0	0.0	0	0	0	0	1	0	0	0	1	0	0	0	0	0	0	0	0	0	W	20-13
<b>2015 TOTALS</b>			<b>16-16</b>	<b>58</b>	<b>55</b>	<b>3</b>	<b>0.0</b>	<b>0.0</b>	<b>1</b>	<b>8</b>	<b>0</b>	<b>1</b>	<b>0</b>	<b>0</b>	<b>0</b>	<b>11</b>	<b>0</b>	<b>0</b>	<b>0</b>	<b>0</b>	<b>0</b>	<b>0</b>	<b>0</b>	<b>0</b>	<b>0</b>	<b>0</b>	<b>11-5</b>

+ - Overtime

## 2016 GAME-BY-GAME REGULAR SEASON STATISTICS (VIKINGS)

DATE	OPPONENT	P/S	TACKLES							INTERCEPTIONS				FUMBLES			ST			MISC		W/L	SCORE				
			TK	S	A	SK	YDS	TFL	YDS	QBH	NO	YDS	LG	TD	PD	FF	FR	YDS	TK	S	A			FF	FR	S	A
09/11	at Titans																								W	25-16	
09/18	Packers																								W	17-14	
09/25	at Panthers	S	0	0	0	0.0	0.0	0	0	0	0	0	0	0	1	0	0	0	0	0	0	0	0	0	0	W	22-10
10/03	Giants	S	2	2	0	0.0	0.0	0	0	0	1	29	29	0	2	0	0	0	0	0	0	0	0	0	0	W	24-10
10/09	Texans	S	2	2	0	0.0	0.0	0	0	0	0	0	0	0	0	0	0	0	0	0	0	0	0	0	0	W	31-13
10/23	at Eagles	S	4	4	0	0.0	0.0	1	3	0	1	0	0	0	1	1	0	0	0	0	0	0	0	0	0	L	10-21
10/31	at Bears	S	5	4	1	0.0	0.0	0	0	0	0	0	0	0	3	0	0	0	0	0	0	0	0	0	0	L	10-20
11/06	Lions	S	7	5	2	0.0	0.0	0	0	0	0	0	0	0	0	0	0	0	0	0	0	0	0	0	0	L	16-22+
11/13	at Washington	S	5	2	3	0.0	0.0	0	0	0	0	0	0	0	0	0	0	0	0	0	0	0	0	0	0	L	20-26
11/20	Cardinals	S	3	2	1	0.0	0.0	0	0	0	2	100	100	1	2	0	0	0	0	0	0	0	0	0	0	W	30-24
11/24	at Lions	S	3	3	0	0.0	0.0	0	0	0	0	0	0	0	0	0	0	0	0	0	0	0	0	0	0	L	13-16
12/01	Cowboys	S	2	2	0	0.0	0.0	1	5	0	0	0	0	0	0	0	0	0	0	0	0	0	0	0	0	L	15-17
12/11	at Jaguars	S	2	2	0	0.0	0.0	0	0	0	0	0	0	0	1	0	0	0	0	0	0	0	0	0	0	W	25-16
12/18	Colts	S	6	6	0	0.0	0.0	0	0	0	0	0	0	0	0	0	0	0	0	0	0	0	0	0	0	L	6-34
12/24	at Packers	S	7	6	1	0.0	0.0	0	0	0	0	0	0	0	0	0	0	0	0	0	0	0	0	0	0	L	25-38
01/01	Bears	S	4	4	0	0.0	0.0	0	0	0	1	4	4	0	1	0	0	0	0	0	0	0	0	0	0	W	38-10
<b>2016 TOTALS</b>			<b>14-14</b>	<b>52</b>	<b>44</b>	<b>8</b>	<b>0.0</b>	<b>0.0</b>	<b>2</b>	<b>8</b>	<b>0</b>	<b>5</b>	<b>133</b>	<b>100</b>	<b>1</b>	<b>11</b>	<b>1</b>	<b>0</b>	<b>0</b>	<b>0</b>	<b>0</b>	<b>0</b>	<b>0</b>	<b>0</b>	<b>0</b>	<b>0</b>	<b>8-8</b>

+ - Overtime





### 2015 GAME-BY-GAME POSTSEASON STATISTICS (VIKINGS)

DATE	OPPONENT	P/S	TACKLES							INTERCEPTIONS				FUMBLES			ST				MISC		W/L	SCORE			
			TK	S	A	SK	YDS	TFL	YDS	QBH	NO	YDS	LG	TD	PD	FF	FR	YDS	TK	S	A	FF			FR	S	A
01/10	Seahawks	S	4	4	0	0.0	0.0	0	0	0	0	0	0	0	2	0	0	0	0	0	0	0	0	0	0	L	9-10
<b>2015 TOTALS</b>		<b>1-1</b>	<b>4</b>	<b>4</b>	<b>0</b>	<b>0.0</b>	<b>0.0</b>	<b>0</b>	<b>0</b>	<b>0</b>	<b>0</b>	<b>0</b>	<b>0</b>	<b>0</b>	<b>2</b>	<b>0</b>	<b>0</b>	<b>0</b>	<b>0</b>	<b>0</b>	<b>0</b>	<b>0</b>	<b>0</b>	<b>0</b>	<b>0</b>	<b>0-1</b>	

### 2017 GAME-BY-GAME POSTSEASON STATISTICS (VIKINGS)

DATE	OPPONENT	P/S	TACKLES							INTERCEPTIONS				FUMBLES			ST				MISC		W/L	SCORE			
			TK	S	A	SK	YDS	TFL	YDS	QBH	NO	YDS	LG	TD	PD	FF	FR	YDS	TK	S	A	FF			FR	S	A
01/14	Saints	S	2	2	0	0.0	0.0	0	0	0	0	0	0	2	0	0	0	0	0	0	0	0	0	0	0	W	29-24
01/21	at Eagles	S	2	2	0	0.0	0.0	0	0	0	0	0	0	0	0	0	0	0	0	0	0	0	0	0	0	L	7-38
<b>2017 TOTALS</b>		<b>2-2</b>	<b>4</b>	<b>4</b>	<b>0</b>	<b>0.0</b>	<b>0.0</b>	<b>0</b>	<b>0</b>	<b>0</b>	<b>0</b>	<b>0</b>	<b>0</b>	<b>2</b>	<b>0</b>	<b>0</b>	<b>0</b>	<b>0</b>	<b>0</b>	<b>0</b>	<b>0</b>	<b>0</b>	<b>0</b>	<b>0</b>	<b>0</b>	<b>1-1</b>	

### 2019 GAME-BY-GAME POSTSEASON STATISTICS (VIKINGS)

DATE	OPPONENT	P/S	TACKLES							INTERCEPTIONS				FUMBLES			ST				MISC		W/L	SCORE			
			TK	S	A	SK	YDS	TFL	YDS	QBH	NO	YDS	LG	TD	PD	FF	FR	YDS	TK	S	A	FF			FR	S	A
01/05	at Saints	S	4	3	1	0.0	0.0	0	0	0	0	0	0	1	0	0	0	0	0	0	0	0	0	0	0	W	26-20+
01/11	at 49ers	S	6	4	2	0.0	0.0	0	0	0	0	0	0	1	0	0	0	0	0	0	0	0	0	0	0	L	10-27
<b>2019 TOTALS</b>		<b>2-2</b>	<b>10</b>	<b>7</b>	<b>3</b>	<b>0.0</b>	<b>0.0</b>	<b>0</b>	<b>0</b>	<b>0</b>	<b>0</b>	<b>0</b>	<b>0</b>	<b>2</b>	<b>0</b>	<b>0</b>	<b>0</b>	<b>0</b>	<b>0</b>	<b>0</b>	<b>0</b>	<b>0</b>	<b>0</b>	<b>0</b>	<b>0</b>	<b>1-1</b>	

+ - Overtime

# 17 PHILIP RIVERS

QUARTERBACK



**6-5 • 228**  
NFL EXP: 17 (1st Year with Colts)  
BORN: 12/8/81



**NORTH  
CAROLINA  
STATE**



Rivers was signed by the Colts as an unrestricted free agent on March 18, 2020.

### **BRINGING THE WHOLE CREW**

Rivers and his wife, Tiffany, have the full family coming to Indianapolis. Tiffany and Philip got married back in 2001 when Rivers was at NC State. Since then, they have expanded their family with nine kids including: Halle, Caroline, Grace, Gunner, Sarah, Peter, Rebecca, Clare and Anna. "The last time we made a big cross-country move, it was just my wife and I and my oldest which she was two years old. Quite a different move with 11 of us, but the transition has been smooth."

### **MR. RELIABLE**

During his NFL career, Rivers' coaches and teammates have always been able to rely on him to be under center on gameday. On Sept. 22, 2019, Rivers passed Eli Manning (210) for the second-most consecutive starts by a quarterback in NFL history. He now only trails Brett Favre, who owns the record with 297. Rivers knows that it has taken a combination of a lot of things to be able to stay out on the gridiron every Sunday. "There is an element of toughness to it," Rivers said. "Also, it means your guys are protecting you. There are so many things involved that allow you to be able to suit up each and every week, but that's always been important to me to be available and to be out there every Sunday that I could be."



# 17 PHILIP RIVERS

QUARTERBACK



## NFL HIGHLIGHTS

- In 16 seasons with the Chargers, he appeared in 228 games (224 starts) and completed 4,908-of-7,591 passes for 59,271 yards and 397 touchdowns with 198 interceptions for a 95.1 passer rating.
- In 2019, started all 16 games and completed 390-of-591 passes for 4,615 yards and 23 touchdowns with 20 interceptions. He ranked fourth in the NFL in passing yards (4,615). Also contributed with 12 rushes for 29 yards. He passed Peyton Manning and Eli Manning for sole possession of the second-most consecutive starts by a quarterback in NFL history with 224. He is the current leader in consecutive starts among active players. He tallied eight 300-yard passing games, which put him at 70 for his career and ranks fourth-most in NFL history. Passed Ben Roethlisberger (4,651) for No. 7 on the all-time completions list. Also passed Roethlisberger (56,545) and Eli Manning (56,537) for No. 6 on the all-time passing yards list. He became the ninth quarterback in NFL history to reach 120 career regular season wins and extended his streak of seasons with 3,000 passing yards to 14 years, which is the fourth-longest active streak in the NFL. He also extended his streak of 3,500-yard seasons to 12, which is the third-longest streak in league history.
- Was selected to his eighth-career Pro Bowl in 2018 after he started all 16 games and completed 347-of-508 passes for 4,308 yards and 32 touchdowns with 12 interceptions for a passer rating of 105.5, which tied his single-season career high. In the postseason, he completed 47-of-83 passes for 491 yards and three touchdowns with one interception. Registered his tenth 4,000-yard passing season and became the fourth player in NFL history to have 10 or more, joining Peyton Manning, Drew Brees and Tom Brady. Rivers earned AFC Offensive Player of the Week honors in Week 12 vs. Arizona after he completed 28-of-29 passes (96.6 percent) for 259 yards and three touchdowns. He completed his first 25 pass attempts, which was a then single-game all-time record. He finished the game with a completion percentage of 96.6, which ranks second in NFL history with a least 20 pass attempts.
- In 2017, he led the Chargers to a 12-4 record and was named to the Pro Bowl after he started all 16 games and completed 360-of-575 passes for 4,515 yards, 28 touchdowns and 10 interceptions. He registered a career-low interception percentage (1.7) and ranked second in the NFL among quarterbacks who started all 16 games. He ranked second in the NFL in passing yards (4,515) and tied for fifth in passing touchdowns (28). Received AFC Offensive Player of the Week honors in Week 12 at Dallas when he completed 27-of-33 passes for 434 yards and three touchdowns. Earned AFC Offensive Player of the Week honors in Week 17 vs. Oakland after he completed 28-of-37 passes for 387 yards and three touchdowns with a 135.8 passer rating. He was one of only two players to win AFC Offensive Player of the Week multiple times in 2017. In a Week 2 win vs. Denver, he recorded his 100th career victory and

## NFL HIGHLIGHTS CONT...

- became just the 15th player in NFL history and the fifth active player to reach that mark. He posted six 300-plus yard games and four three-plus touchdown games.
- Started all 16 games in 2016 and completed 349-of-578 passes for 4,386 yards, 33 touchdowns and 21 interceptions. He ranked fourth the NFL in passing touchdowns (33) and fifth in passing yards (4,386). He was named to his sixth Pro Bowl. Totaled six games of 300-plus passing yards and three games with three-plus touchdown passes. On game-opening drives he completed 43-of-54 passes for 629 yards and six touchdowns for a passer rating of 152.2.
  - In 2015, started all 16 games and completed 437-of-661 passes for 4,792 yards and 29 touchdowns as well as 13 interceptions. He set career highs in completions (437), attempts (661) and passing yards (4,792). He ranked first in the NFL in completions and attempts and second in passing yards. Earned AFC Player of the Week honors in Week 6 vs. Green Bay when he set single-game team records in pass attempts (65), completions (43) and passing yards (503), which marked the first 500-yard performance in franchise history.
  - Started all 16 games in 2014 and completed 379-of-570 passes for 4,286 yards and 31 touchdowns with 18 interceptions. His completion percentage (66.5) ranked fourth in the NFL. Also had a career-high 102 rushing yards on 37 carries. He became the first player in NFL history to tally five consecutive games with a passer rating of at least 120.0 in the same season. Named AFC Offensive Player of the Month in September for the fourth time in his career after he completed 96-of-137 passes for 1,155 yards and nine touchdowns with only one interception for a passer rating of 114.5. Received AFC Offensive Player of the Week honors in a Week 16 comeback win at San Francisco after he completed 33-of-54 passes for 356 yards and four touchdowns.
  - In 2013, started all 16 games and was named Comeback Player of the Year by the Associated Press and PFWA after he completed 378-of-544 passes for 4,478 yards, 32 touchdowns and 11 interceptions. He set a career high in completion percentage (69.5). He ranked fourth in the NFL in passing touchdowns (32) and fifth in completions (378) and passing yards (4,478). Also added 28 carries for 72 yards. In postseason play, he started two games and completed 30-of-43 passes for 345 yards and three touchdowns. He recorded a postseason career-high 69.8 completion percentage. He topped 300 yards five times and eclipsed 400 yards three times. Was named to his fifth-career Pro Bowl. Earned AFC Offensive Player of the Week honors in Week 2 at Philadelphia when he completed 36-of-47 passes for 419 yards and three touchdowns. Also received AFC Offensive Player of the Week honors in Week 4 vs. Dallas after he completed 35-of-42 passes for 401 yards and three touchdowns.
  - Started all 16 games in 2012 and completed 338-of-527 passes for 3,606 yards and 26 touchdowns with 15



## NFL HIGHLIGHTS CONT...

- interceptions. Also contributed 27 carries for 40 yards. He became the seventh-fastest player in history to surpass 25,000 career passing yards in Week 4 at Kansas City.
- In 2011, started all 16 games and was selected to the Pro Bowl after he completed 366-of-582 passes for 4,624 yards, 27 touchdowns and 20 interceptions. Rivers was named the Chargers Walter Payton Man of the Year nominee and was one of the NFL's finalists. Also tallied 26 carries for 36 yards and one touchdown. He eclipsed 20,000 career passing yards in Week 2 at New England.
  - Started all 16 games and was selected to the Pro Bowl in 2010 after he completed 357-of-541 passes for a career-high 4,710 yards and 30 touchdowns with 13 interceptions. Contributed 52 rushing yards on 29 carries. His 4,710 passing yards led the NFL and were the 10th-most passing yards in a single season in NFL history at the time. Named AFC Offensive Player of the Month in October for the third time in his career after he completed 125-of-185 passes for 1,562 yards and eight touchdowns for a 101.2 passer rating. His 1,562 passing yards in October ranked fifth all-time in the NFL for the month in a single season.
  - In 2009, he was named to his second-career Pro Bowl after he started all 16 games and completed 317-of-486 passes for 4,254 yards, 28 touchdowns and nine interceptions. Also added 26 carries for 50 yards and one touchdown. Made the postseason for the fourth consecutive year and started one game and completed 27-of-40 passes for 298 yards and one touchdown with two interceptions. Selected AFC Offensive Player of the Month in December after he completed 93-of-137 passes for 1,316 yards and nine touchdowns with three interceptions.
  - Started all 16 games in 2008 and completed 312-of-478 passes for 4,009 yards and a career-high 34 touchdowns with 11 interceptions. His 34 passing touchdowns were tied for first in the NFL. Also contributed with 84 rushing yards on 31 carries. Started two postseason contests and completed 41-of-71 passes for 525 yards, three touchdowns and two interceptions. Named AFC Offensive Player of the Month in December after he posted 1,054 passing yards and 11 touchdowns with only one interception. Earned AFC Offensive Player of the Week honors in Week 15 at Kansas City when he completed 34-of-48 passes for 346 yards and two touchdowns.
  - In 2007, he started all 16 games and completed 277-of-460 passes for 3,152 yards, 21 touchdowns and 15 interceptions. In the postseason, he started three games and completed 52-of-86 passes for 767 yards and four touchdowns with four interceptions. Was named AFC Offensive Player of the Week in Week 5 at Denver after he completed 13-of-18 passes for 270 yards and two touchdowns.
  - Started all 16 games in 2006 for the first time in his career and completed 284-of-460 passes for 3,388 yards and 22 touchdowns with nine interceptions. In

## NFL HIGHLIGHTS CONT...

- the postseason, he started one game and completed 14-of-32 passes for 230 yards with one interception. He was selected to his first-career Pro Bowl and was named AFC Offensive Player of the Week honors in Week 6 at San Francisco after he completed 29-of-39 passes for 334 yards and two touchdowns. It was his first 300-yard passing game of his career.
- In 2005, appeared in two games and completed 12-of-22 passes for 115 yards and one interception.
  - Appeared in two games in 2004 and completed 5-of-8 passes for 33 yards and one touchdown.

## COLLEGE HIGHLIGHTS

- Started 51 games at North Carolina State and set school records in completions (1,087), pass attempts (1,710), passing yards (13,484), touchdowns (95), completion percentage (63.6), 300-yard passing games (19) and 400-yard passing games (seven). At the time, his 13,484 career passing yards ranked second in Division I FBS history.
- In 2003, he started 13 games and completed 348-of-483 passes for 4,491 yards and 34 touchdowns with seven interceptions. Also rushed 78 times for 251 yards and three touchdowns. He was selected First Team All-ACC and as ACC Player of the Year. Named MVP of the Tangerine Bowl after a career-high 475 passing yards and tying a school record with five touchdown passes.
- As a junior, he was named Second Team All-ACC after he started 14 games and completed 262-of-418 passes for 3,353 yards, 20 touchdowns and 10 interceptions. Contributed 162 rushing yards on 57 carries with 10 touchdowns. Selected as the MVP of the Gator Bowl.
- In 2001, he started 11 games and completed 240-of-368 passes for 2,586 yards and 16 touchdowns with seven interceptions. Added 44 carries for 84 yards and two touchdowns. He was named MVP of the Citrus Bowl.
- As a freshman, he was named the ACC Rookie of the Year after he started 11 games and completed 237-of-441 passes for 3,054 yards, 25 touchdowns and 10 interceptions. Also contributed 143 rushing yards on 73 carries with two touchdowns. He was chosen as the MVP of the Micron PC Bowl.

# 17 PHILIP RIVERS

QUARTERBACK



## PERSONAL

- Attended Athens (Ala.) High School and was named Alabama Player of the Year as a senior.
- He played linebacker as a sophomore before switching to quarterback his junior year.
- Recognized by the Los Angeles Sports Council as the Co-Sportsmen of the Year in 2018 with Los Angeles Rams defensive tackle Aaron Donald.
- Earned Professional Star of the Year honors from the San Diego Sports Association in 2018.
- Launched the Rivers of Hope Foundation with his wife and raised \$1 million for the foundation that supports at-risk youth.
- His father, Steve, played at Mississippi State and his brother, Stephen, played at LSU, Vanderbilt and Northwestern State.
- His dad was the head football coach for Decatur (Ala.) High School and Athens (Ala.) High School.
- Helped raise more than \$112,000 for San Diego's Ronald McDonald House.
- Gave commencement speeches at Catholic University in 2014 and at North Carolina State in 2012.
- Is in the North Carolina State Hall of Fame and his No. 17 jersey is retired.
- Majored in business.
- Has seven girls and two boys with his wife, Tiffany.
- A native of Decatur, Ala.

## ADDITIONAL TRANSACTIONS

- Acquired by the San Diego Chargers from the New York Giants in exchange for Eli Manning on April 24, 2004.
- Selected by the Giants in the first round (fourth overall) of the 2004 NFL Draft.

### RIVERS' FOURTH QUARTER COMEBACKS (28)

Date	Opponent	Deficit	Final Score
11/12/06	at Cincinnati	28-38	49-41
11/19/06	at Denver	21-27	35-27
11/26/06	vs. Oakland	7-14	21-14
12/24/06	at Seattle	13-14	20-17
12/09/07	at Tennessee	3-17	23-17 (OT)
09/28/08	at Oakland	3-15	28-18
12/14/08	at Kansas City	10-21	22-21
12/21/08	at Tampa Bay	20-24	41-24
01/03/09	vs. Indianapolis*	14-17	23-17 (OT)
09/14/09	at Oakland	17-20	24-20
11/08/09	at N.Y. Giants	14-20	21-20
11/07/10	at Houston	21-23	29-23
09/11/11	vs. Minnesota	14-17	24-17
09/15/13	at Philadelphia	23-27	33-30
09/29/13	vs. Dallas	20-21	30-21
11/24/13	at Kansas City	24-28	41-38
12/29/13	vs. Kansas City	14-24	27-24 (OT)
10/12/14	at Oakland	21-28	31-28
11/30/14	at Baltimore	13-23	34-33
12/20/14	at San Francisco	21-35	38-35 (OT)
09/13/15	vs. Detroit	20-21	33-28
10/23/16	at Atlanta	20-27	33-30 (OT)
10/08/17	at N.Y. Giants	17-22	27-22
10/15/17	at Oakland	14-16	17-16
09/30/18	vs. San Francisco	24-26	29-27
12/02/18	at Pittsburgh	15-23	33-30
12/13/18	at Kansas City	14-28	29-28
10/27/19	at Chicago	10-16	17-16

\*AFC Wild Card Playoffs



## RIVERS' REGULAR SEASON RANKINGS

Category	Regular Season No.	All-Time Ranking	Active Ranking
Starting QB Wins	123	9th	4th
Pass Attempts	7,591	7th	4th
Completions	4,908	6th	3rd
Completion Percentage*	64.7	9th	5th
Passing Yards	59,271	6th	3rd
Touchdown Passes	397	6th	3rd
Passer Rating*	95.1	10th	6th
Yards/Pass Attempt*	7.81	11th	3rd
Consecutive 3,000-Yard Seasons**	14	T-4th	T-2nd
Consecutive 3,500-Yard Seasons**	12	3rd	2nd
4,000-Yard Seasons	11	T-3rd	T-2nd
4,500-Yard Seasons	5	T-4th	T-3rd
Consecutive 25-TD Seasons	11	T-2nd	T-1st
30-TD Seasons	6	T-5th	T-3rd
300-Yard Games	70	4th	3rd
400-Yard Games	11	5th	3rd
500-Yard Games	1	T-3rd	T-3rd
Three-TD Games	58	7th	4th
Four-TD Games	9	T-24th	10th
100.0-Passer Rating Games	103	5th	3rd
110.0-Passer Rating Games	72	4th	3rd
120.0-Passer Rating Games	50	4th	3rd
130.0-Passer Rating Games	30	4th	3rd
140.0-Passer Rating Games	13	T-4th	T-3rd

\*Min. 1,500 Pass Attempts

\*\*Active Streak

## RIVERS' REGULAR SEASON RECORD AS A STARTER

Category	Games Started	Wins	Losses	Ties	Win Pct.
Overall	224	123	101	0	.549
Home	112	68	44	0	.607
Road	112	55	57	0	.491
In December/January	68	44	24	0	.647
After October	121	73	48	0	.608
300-Plus Passing Yards	70	37	33	0	.529
400-Plus Passing Yards	11	4	7	0	.364
Three-Plus TD Passes	58	43	15	0	.741
Four-Plus TD Passes	9	6	3	0	.667
100-Plus Passer Rating	103	83	20	0	.806
110-Plus Passer Rating	72	62	10	0	.861
120-Plus Passer Rating	50	45	5	0	.900
130-Plus Passer Rating	30	30	0	0	1.000





## RIVERS' REGULAR SEASON STATS AGAINST OPPONENTS

Team	GP	GS	Att	Cmp	Pct.	Yds.	TD	INT	Lg	Sk	Rating	Record as Starter
Arizona Cardinals	4	4	109	83	76.2	969	8	2	34	7	119.4	3-1
Atlanta Falcons	3	3	112	65	58.0	693	1	3	49	8	68.0	1-2
Baltimore Ravens	8	8	280	188	67.1	2,193	14	6	81t	16	98.4	3-5
Buffalo Bills	7	6	175	124	70.9	1,371	13	1	49	12	116.2	5-1
Carolina Panthers	3	3	89	54	60.7	574	6	3	46	12	87.9	0-3
Chicago Bears	4	4	133	88	66.2	951	4	4	47	6	84.5	2-2
Cincinnati Bengals	7	7	255	164	64.3	1,895	11	6	46t	18	91.2	3-4
Cleveland Browns	7	7	234	143	61.1	1,969	10	2	68	9	98.8	5-2
Dallas Cowboys	3	3	107	83	77.6	1,107	7	2	56t	2	123.8	3-0
Denver Broncos	29	28	909	564	62.0	6,732	46	30	80t	67	87.8	13-16
Detroit Lions	4	4	151	97	64.2	1,137	4	5	47	3	82.0	2-2
Green Bay Packers	4	4	175	117	66.9	1,488	9	4	56	9	100.8	1-3
Houston Texans	5	5	139	91	65.5	1,180	16	3	55t	10	121.4	3-2
Indianapolis Colts	6	6	184	129	70.1	1,473	6	3	55t	14	97.9	4-2
Jacksonville Jaguars	9	9	288	200	69.4	2,668	24	5	84t	10	119.1	7-2
Kansas City Chiefs	29	28	1,011	630	62.3	7,504	41	39	60t	66	82.4	14-15
Las Vegas Raiders	28	28	906	584	64.5	7,103	47	22	66t	49	95.6	18-10
Los Angeles Rams	4	4	125	84	67.2	972	5	2	42t	12	97.2	2-2
Miami Dolphins	9	9	298	190	63.8	2,483	12	10	55t	18	89.4	4-5
Minnesota Vikings	4	4	163	101	62.0	1,085	4	7	39	10	71.7	1-3
New England Patriots	6	6	210	137	65.2	1,600	10	7	59	12	90.2	1-5
New Orleans Saints	4	3	125	80	64.0	1,016	7	3	57t	8	98.0	0-3
New York Giants	3	3	108	66	61.1	716	9	3	43t	4	96.8	3-0
New York Jets	5	5	147	88	59.9	1,172	10	4	60	8	96.5	4-1
Philadelphia Eagles	3	3	110	78	70.9	997	7	0	75t	5	120.2	2-1
Pittsburgh Steelers	7	7	268	168	62.7	1,844	14	6	46t	15	91.1	3-4
San Francisco 49ers	4	4	157	106	67.5	1,213	12	4	58t	4	105.4	4-0
Seattle Seahawks	4	4	146	80	54.8	1,148	9	2	54	8	95.3	3-1
Tampa Bay Buccaneers	3	3	94	65	69.2	849	9	4	80t	5	111.5	1-2
Tennessee Titans	9	9	291	205	70.4	2,410	17	4	75t	16	109.0	7-2
Washington	3	3	92	56	60.9	759	5	2	75t	3	96.2	2-1



## PHILIP RIVERS' - NFL REGULAR SEASON STATISTICS

DATE	TEAM	GP	GS	ATT.	CMP.	PCT.	YDS	AVG.	TD	INT.	LG	SK	LST	RATE
2004	Chargers	2	0	8	5	62.5	33	4.1	1	0	13t	1	10	110.9
2005	Chargers	2	0	22	12	54.5	115	5.2	0	1	22	3	16	50.4
2006	Chargers	16	16	460	284	61.7	3,388	7.4	22	9	57t	27	144	92.0
2007	Chargers	16	16	460	277	60.2	3,152	6.9	21	15	49t	22	163	82.4
2008	Chargers	16	16	478	312	65.3	4,009	8.4	34	11	67	25	151	105.5
2009	Chargers	16	16	486	317	65.2	4,254	8.8	28	9	81t	25	167	104.4
2010	Chargers	16	16	541	357	66.0	4,710	8.7	30	13	59t	38	227	101.8
2011	Chargers	16	16	582	366	62.9	4,624	7.9	27	20	58	30	198	88.7
2012	Chargers	16	16	527	338	64.1	3,606	6.8	26	15	80t	49	311	88.6
2013	Chargers	16	16	544	378	69.5	4,478	8.2	32	11	60t	30	150	105.5
2014	Chargers	16	16	570	379	66.5	4,286	7.5	31	18	59	36	189	93.8
2015	Chargers	16	16	661	437	66.1	4,792	7.2	29	13	80t	40	264	93.8
2016	Chargers	16	16	578	349	60.4	4,386	7.6	33	21	59	36	188	87.9
2017	Chargers	16	16	575	360	62.6	4,515	7.9	28	10	75t	18	120	96.0
2018	Chargers	16	16	508	347	68.3	4,308	8.5	32	12	75t	32	204	105.5
2019	Chargers	16	16	591	390	66.0	4,615	7.8	23	20	84t	34	222	88.5
<b>TOTALS</b>		<b>228</b>	<b>224</b>	<b>7,591</b>	<b>4,908</b>	<b>64.7</b>	<b>59,271</b>	<b>7.8</b>	<b>397</b>	<b>198</b>	<b>84t</b>	<b>446</b>	<b>2,724</b>	<b>95.1</b>

## PHILIP RIVERS' - NFL POSTSEASON STATISTICS

DATE	TEAM	GP	GS	ATT.	CMP.	PCT.	YDS	AVG.	TD	INT.	LG	SK	LST	RATE
2004	Chargers	0	0	0	0	0.0	0	0.0	0	0	0	0	0	0.0
2006	Chargers	1	1	32	14	43.8	230	7.2	0	1	58	3	26	55.5
2007	Chargers	3	3	86	52	60.5	767	8.9	4	4	56t	2	14	85.8
2008	Chargers	2	2	71	41	57.7	525	7.4	3	2	62t	8	60	83.4
2009	Chargers	1	1	40	27	67.5	298	7.5	1	2	37	2	15	76.9
2013	Chargers	2	2	43	30	69.8	345	8.0	3	0	49	5	29	116.9
2018	Chargers	2	2	83	47	56.6	491	5.9	3	1	43t	3	21	80.9
<b>TOTALS</b>		<b>11</b>	<b>11</b>	<b>355</b>	<b>211</b>	<b>59.4</b>	<b>2,656</b>	<b>7.5</b>	<b>14</b>	<b>10</b>	<b>62t</b>	<b>23</b>	<b>165</b>	<b>84.2</b>

## PHILIP RIVERS' - NFL REGULAR SEASON STATISTICS

DATE	TEAM	NO.	YDS.	AVG.	LG	TD
2004	Chargers	4	-5	-1.3	0	0
2005	Chargers	1	-1	-1.0	0	0
2006	Chargers	48	49	1.0	15	0
2007	Chargers	29	33	1.1	10	1
2008	Chargers	31	84	2.7	11	0
2009	Chargers	26	50	1.9	15	1
2010	Chargers	29	52	1.8	14	0
2011	Chargers	26	36	1.4	15	1
2012	Chargers	27	40	1.5	11	0
2013	Chargers	28	72	2.6	18	0
2014	Chargers	37	102	2.8	17	0
2015	Chargers	17	28	1.6	8	0
2016	Chargers	14	35	2.5	10	0
2017	Chargers	18	-2	-0.1	8	0
2018	Chargers	18	7	0.4	7	0
2019	Chargers	12	29	2.4	12	0
<b>TOTALS</b>		<b>365</b>	<b>609</b>	<b>1.7</b>	<b>18</b>	<b>3</b>



## PHILIP RIVERS' - NFL POSTSEASON STATISTICS

DATE	TEAM	NO.	YDS.	AVG.	LG	TD
2004	Chargers	0	0	0.0	0	0
2006	Chargers	3	3	1.0	2	0
2007	Chargers	4	-2	-0.5	1	0
2008	Chargers	2	13	6.5	12	0
2009	Chargers	3	4	1.3	3	1
2013	Chargers	5	14	2.8	6	0
2018	Chargers	3	15	5.0	9	0
<b>TOTALS</b>		<b>20</b>	<b>47</b>	<b>2.4</b>	<b>12</b>	<b>1</b>

## PHILIP RIVERS' - NFL REGULAR SEASON STATISTICS

DATE	TEAM	GP	GS	PASSING											RUSHING				
				ATT.	CMP.	PCT.	YDS	AVG.	TD	INT.	LG	SK	LST	RATE	NO.	YDS.	AVG.	LG	TD
2004	Chargers	2	0	8	5	62.5	33	4.1	1	0	13t	1	10	110.9	4	-5	-1.3	0	0
2005	Chargers	2	0	22	12	54.5	115	5.2	0	1	22	3	16	50.4	1	-1	-1.0	0	0
2006	Chargers	16	16	460	284	61.7	3,388	7.4	22	9	57t	27	144	92.0	48	49	1.0	15	0
2007	Chargers	16	16	460	277	60.2	3,152	6.9	21	15	49t	22	163	82.4	29	33	1.1	10	1
2008	Chargers	16	16	478	312	65.3	4,009	8.4	34	11	67	25	151	105.5	31	84	2.7	11	0
2009	Chargers	16	16	486	317	65.2	4,254	8.8	28	9	81t	25	167	104.4	26	50	1.9	15	1
2010	Chargers	16	16	541	357	66.0	4,710	8.7	30	13	59t	38	227	101.8	29	52	1.8	14	0
2011	Chargers	16	16	582	366	62.9	4,624	7.9	27	20	58	30	198	88.7	26	36	1.4	15	1
2012	Chargers	16	16	527	338	64.1	3,606	6.8	26	15	80t	49	311	88.6	27	40	1.5	11	0
2013	Chargers	16	16	544	378	69.5	4,478	8.2	32	11	60t	30	150	105.5	28	72	2.6	18	0
2014	Chargers	16	16	570	379	66.5	4,286	7.5	31	18	59	36	189	93.8	37	102	2.8	17	0
2015	Chargers	16	16	661	437	66.1	4,792	7.2	29	13	80t	40	264	93.8	17	28	1.6	8	0
2016	Chargers	16	16	578	349	60.4	4,386	7.6	33	21	59	36	188	87.9	14	35	2.5	10	0
2017	Chargers	16	16	575	360	62.6	4,515	7.9	28	10	75t	18	120	96.0	18	-2	-0.1	8	0
2018	Chargers	16	16	508	347	68.3	4,308	8.5	32	12	75t	32	204	105.5	18	7	0.4	7	0
2019	Chargers	16	16	591	390	66.0	4,615	7.8	23	20	84t	34	222	88.5	12	29	2.4	12	0
<b>TOTALS</b>		<b>228</b>	<b>224</b>	<b>7,591</b>	<b>4,908</b>	<b>64.7</b>	<b>59,271</b>	<b>7.8</b>	<b>397</b>	<b>198</b>	<b>84t</b>	<b>446</b>	<b>2,724</b>	<b>95.1</b>	<b>365</b>	<b>609</b>	<b>1.7</b>	<b>18</b>	<b>3</b>

## PHILIP RIVERS' - NFL POSTSEASON STATISTICS

DATE	TEAM	GP	GS	PASSING											RUSHING				
				ATT.	CMP.	PCT.	YDS	AVG.	TD	INT.	LG	SK	LST	RATE	NO.	YDS.	AVG.	LG	TD
2004	Chargers	0	0	0	0	0.0	0	0.0	0	0	0	0	0	0.0	0	0	0.0	0	0
2006	Chargers	1	1	32	14	43.8	230	7.2	0	1	58	3	26	55.5	3	3	1.0	2	0
2007	Chargers	3	3	86	52	60.5	767	8.9	4	4	56t	2	14	85.8	4	-2	-0.5	1	0
2008	Chargers	2	2	71	41	57.7	525	7.4	3	2	62t	8	60	83.4	2	13	6.5	12	0
2009	Chargers	1	1	40	27	67.5	298	7.5	1	2	37	2	15	76.9	3	4	1.3	3	1
2013	Chargers	2	2	43	30	69.8	345	8.0	3	0	49	5	29	116.9	5	14	2.8	6	0
2018	Chargers	2	2	83	47	56.6	491	5.9	3	1	43t	3	21	80.9	3	15	5.0	9	0
<b>TOTALS</b>		<b>11</b>	<b>11</b>	<b>355</b>	<b>211</b>	<b>59.4</b>	<b>2,656</b>	<b>7.5</b>	<b>14</b>	<b>10</b>	<b>62t</b>	<b>23</b>	<b>165</b>	<b>84.2</b>	<b>20</b>	<b>47</b>	<b>2.4</b>	<b>12</b>	<b>1</b>



## SINGLE-GAME HIGHS: QUARTERBACK

<b>Pass Attempts</b>	65 at Green Bay Packers, Oct 18, 2015 58 vs. Oakland Raiders, Oct 25, 2015 54 at San Francisco 49ers, Dec 20, 2014	<b>Passer Rating</b>	154.4 at Jacksonville Jaguars, Dec 08, 2019 151.4 at Denver Broncos, Oct 07, 2007 150.5 vs. San Francisco 49ers, Dec 16, 2010
<b>Pass Completions</b>	43 at Green Bay Packers, Oct 18, 2015 38 vs. Oakland Raiders, Oct 25, 2015 36 at Philadelphia Eagles, Sep 15, 2013	<b>Rush Attempts</b>	11 vs. Seattle Seahawks, Sep 14, 2014 6 vs. New England Patriots, Oct 24, 2010 ...1 more at 6.
<b>Yards Passing</b>	503 at Green Bay Packers, Oct 18, 2015 455 at Seattle Seahawks, Sep 26, 2010 436 vs. Baltimore Ravens, Sep 20, 2009	<b>Rushing Yards</b>	24 vs. Pittsburgh Steelers, Oct 08, 2006 20 vs. Cincinnati Bengals, Dec 02, 2012 19 at Baltimore Ravens, Nov 30, 2014 ...1 more at 19.
<b>TD Passes</b>	4 at Oakland Raiders, Oct 09, 2016 ...8 more at 4.	<b>Longest Runs</b>	18 vs. Houston Texans, Sep 09, 2013 17 at Denver Broncos, Oct 23, 2014 15 vs. Miami Dolphins, Oct 02, 2011 ...2 more at 15.
<b>Long Passes</b>	84t at Jacksonville Jaguars, Dec 08, 2019 81t vs. Baltimore Ravens, Sep 20, 2009 80t at Denver Broncos, Jan 03, 2016 ...1 more at 80.	<b>Rushing TDs</b>	1 at Denver Broncos, Oct 09, 2011 ...2 more at 1.
<b>Completion Percentage</b>	96.6 vs. Arizona Cardinals, Nov 25, 2018 90.0 vs. Kansas City Chiefs, Nov 01, 2012 85.2 at Buffalo Bills, Sep 16, 2018		

## SINGLE-GAME HIGHS - POSTSEASON: QUARTERBACK

<b>Pass Attempts</b>	51 at New England Patriots, Jan 13, 2019 40 vs. New York Jets, Jan 17, 2010 37 at New England Patriots, Jan 20, 2008	<b>Passer Rating</b>	115.8 at Denver Broncos, Jan 12, 2014 105.4 at Pittsburgh Steelers, Jan 11, 2009 92.6 vs. Tennessee Titans, Jan 06, 2008
<b>Pass Completions</b>	27 vs. New York Jets, Jan 17, 2010 25 at New England Patriots, Jan 13, 2019 22 at Baltimore Ravens, Jan 06, 2019	<b>Rush Attempts</b>	3 at Baltimore Ravens, Jan 06, 2019 ...3 more at 3.
<b>Yards Passing</b>	331 at New England Patriots, Jan 13, 2019 308 at Pittsburgh Steelers, Jan 11, 2009 298 vs. New York Jets, Jan 17, 2010	<b>Rushing Yards</b>	15 at Baltimore Ravens, Jan 06, 2019 13 vs. Indianapolis Colts, Jan 03, 2009 10 at Denver Broncos, Jan 12, 2014
<b>TD Passes</b>	3 at New England Patriots, Jan 13, 2019 ...2 more at 3.	<b>Longest Runs</b>	12 vs. Indianapolis Colts, Jan 03, 2009 9 at Baltimore Ravens, Jan 06, 2019 7 at Baltimore Ravens, Jan 06, 2019
<b>Long Passes</b>	62t at Pittsburgh Steelers, Jan 11, 2009 58 vs. New England Patriots, Jan 14, 2007 56t at Indianapolis Colts, Jan 13, 2008	<b>Rushing TDs</b>	1 vs. New York Jets, Jan 17, 2010
<b>Completion Percentage</b>	68.8 at Baltimore Ravens, Jan 06, 2019 67.5 vs. New York Jets, Jan 17, 2010 66.7 at Denver Broncos, Jan 12, 2014		



## 300-YARD PASSING GAMES (70): REGULAR SEASON

DATE	TEAM	NO.	YDS.	AVG.	LG	TD
10/15/06	at 49ers	29	334	11.5	57t	2
11/12/06	at Bengals	24	338	14.1	46t	3
09/23/07	at Packers	27	306	11.3	27t	3
11/18/07	at Jaguars	22	309	14.0	44	1
09/14/08	at Broncos	21	377	18.0	67	3
10/12/08	PATRIOTS	18	306	17.0	59	3
10/26/08	at Saints	25	341	13.6	32	3
11/09/08	CHIEFS	27	316	11.7	31	2
12/14/08	at Chiefs	34	346	10.2	42	2
09/20/09	RAVENS	25	436	17.4	81t	2
09/27/09	DOLPHINS	18	303	16.8	55	0
11/29/09	CHIEFS	21	317	15.1	53	2
12/06/09	at Browns	18	373	20.7	66t	2
12/20/09	BENGALS	24	308	12.8	36	3
09/19/10	JAGUARS	22	334	15.2	54t	3
09/26/10	at Seahawks	29	455	15.7	49	2
10/10/10	at Raiders	27	431	16.0	55	2
10/24/10	PATRIOTS	34	336	9.9	26	1
10/31/10	TITANS	27	305	11.3	48t	2
01/02/11	at Broncos	21	313	14.9	41	0
09/11/11	VIKINGS	33	335	10.2	37	2
09/18/11	at Patriots	29	378	13.0	36	2
10/02/11	DOLPHINS	21	307	14.6	55t	1
10/31/11	at Chiefs	26	369	14.2	39	0
11/06/11	PACKERS	26	385	14.8	38	4
01/01/12	at Raiders	19	310	16.3	43t	3
10/07/12	at Saints	27	354	13.1	44t	2
11/11/12	at Buccaneers	29	337	11.6	80t	3
09/15/13	at Eagles	36	419	11.6	31	3
09/29/13	COWBOYS	35	401	11.5	56t	3
10/06/13	at Raiders	35	411	11.7	51	2
11/03/13	at Washington	29	341	11.8	22	2
11/24/13	at Chiefs	27	392	14.5	60t	3
09/28/14	JAGUARS	29	377	13.0	47t	3
10/12/14	at Raiders	22	313	14.2	44	3
11/30/14	at Ravens	34	383	11.3	59	3
12/20/14	at 49ers	33	356	10.8	28	4
09/13/15	LIONS	34	403	11.9	34	2
10/04/15	BROWNS	23	358	15.6	68	3
10/12/15	STEELERS	35	365	10.4	32	2
10/18/15	at Packers	43	503	11.7	50	2
10/25/15	RAIDERS	38	336	8.8	31t	3
11/01/15	at Ravens	28	301	10.8	70t	3
11/29/15	at Jaguars	29	300	10.3	27	4
12/20/15	DOLPHINS	26	311	12.0	31	3
09/25/16	at Colts	26	326	12.5	43	0
10/02/16	SAINTS	28	321	11.5	57t	2
10/09/16	at Raiders	21	359	17.1	59	4
10/23/16	at Falcons	27	371	13.7	49	1
11/13/16	DOLPHINS	23	326	14.2	51t	3
12/24/16	at Browns	23	322	14.0	50	2
09/17/17	DOLPHINS	31	331	10.7	24	1
10/01/17	EAGLES	27	347	15.8	75t	2
11/23/17	at Cowboys	22	434	16.1	46	3
12/03/17	BROWNS	31	344	11.1	39	1
12/10/17	WASHINGTON	18	319	17.7	75t	2
12/31/17	RAIDERS	28	387	13.8	62t	3
09/09/18	CHIEFS	34	424	12.5	30	3
10/07/18	RAIDERS	22	339	15.4	48	2
10/21/18	TITANS	19	306	16.1	75t	2
11/18/18	BRONCOS	28	401	14.3	32	2
12/13/18	at Chiefs	26	313	12.0	38	2
09/08/19	COLTS	25	333	13.3	55t	3
09/22/19	TEXANS	31	318	10.3	34	2
09/29/19	at Dolphins	24	310	12.9	25	2
10/13/19	STEELERS	26	320	12.3	32	2

# 17

# PHILIP RIVERS

QUARTERBACK



10/20/19	at Titans	24	329	13.7	41t	2
11/18/19	CHIEFS	28	353	12.6	50	1
12/08/19	at Jaguars	16	314	19.6	84t	3
12/15/19	VIKINGS	28	307	11.0	39	1

### 300-YARD PASSING GAMES (2): POSTSEASON

DATE	TEAM	NO.	YDS.	AVG.	LG	TD
01/11/09	at Steelers	21	308	14.7	62t	3
01/13/19	at Patriots	25	331	13.2	43t	3

### 2004 GAME-BY-GAME REGULAR SEASON STATISTICS (CHARGERS)

DATE	OPPONENT	P/S	PASSING											RUSHING				W/L	SCORE				
			ATT	CMP	YDS	PCT	Y/A	Y/C	TD	INT	LG	SK/YD	RATE	ATT	YDS	LG	TD						
09/12	at Texans																					W	27-20
09/19	Jets																					L	28-34
09/26	at Broncos																					L	13-23
10/03	Titans																					W	38-17
10/10	Jaguars																					W	34-21
10/17	at Falcons																					L	20-21
10/24	at Panthers																					W	17-6
10/31	Raiders																					W	42-14
11/07	Saints	P	0	0	0	0.0	0.0	0.0	0	0	0	0/0	0.0		3	-4	-1	0				W	43-17
11/21	at Raiders																					W	23-17
11/28	at Chiefs																					W	34-31
12/05	Broncos																					W	20-17
12/12	Buccaneers																					W	31-24
12/19	at Browns																					W	21-0
12/26	at Colts																					L	31-34+
01/02	Chiefs	P	8	5	33	62.5	4.1	6.6	1	0	13t	1/10	110.9		1	-1	-1	0			W	24-17	
<b>2004 TOTALS</b>		<b>2-0</b>	<b>8</b>	<b>5</b>	<b>33</b>	<b>62.5</b>	<b>4.1</b>	<b>6.6</b>	<b>1</b>	<b>0</b>	<b>13t</b>	<b>1/10</b>	<b>110.9</b>		<b>4</b>	<b>-5</b>	<b>-1</b>	<b>0</b>			<b>12-4</b>		

+- Overtime

### 2005 GAME-BY-GAME REGULAR SEASON STATISTICS (CHARGERS)

DATE	OPPONENT	P/S	PASSING											RUSHING				W/L	SCORE				
			ATT	CMP	YDS	PCT	Y/A	Y/C	TD	INT	LG	SK/YD	RATE	ATT	YDS	LG	TD						
09/11	Cowboys																					L	24-28
09/18	at Broncos																					L	17-20
09/25	Giants																					W	45-23
10/02	at Patriots																					W	41-17
10/10	Steelers																					L	22-24
10/16	at Raiders																					W	27-14
10/23	at Eagles																					L	17-20
10/30	Chiefs																					W	28-20
11/06	at Jets																					W	31-26
11/20	Bills	P	0	0	0	0.0	0.0	0.0	0	0	0	0/0	0.0		1	-1	-1	0				W	48-10
11/27	at Washington																					W	23-17+
12/04	Raiders																					W	34-10
12/11	Dolphins																					L	21-23
12/18	at Colts																					W	26-17
12/24	at Chiefs																					L	7-20
12/31	Broncos	P	22	12	115	54.5	5.2	9.6	0	1	22	3/16	50.4		0	0	0	0			L	7-23	
<b>2005 TOTALS</b>		<b>2-0</b>	<b>22</b>	<b>12</b>	<b>115</b>	<b>54.5</b>	<b>5.2</b>	<b>9.6</b>	<b>0</b>	<b>1</b>	<b>22</b>	<b>3/16</b>	<b>50.4</b>		<b>1</b>	<b>-1</b>	<b>-1</b>	<b>0</b>			<b>9-7</b>		

+- Overtime



## 2006 GAME-BY-GAME REGULAR SEASON STATISTICS (CHARGERS)

DATE	OPPONENT	P/S	PASSING											RUSHING				W/L	SCORE
			ATT	CMP	YDS	PCT	Y/A	Y/C	TD	INT	LG	SK/YD	RATE	ATT	YDS	LG	TD		
09/11	at Raiders	S	11	8	108	72.7	9.8	13.5	1	0	38	0/0	133.9	3	2	3	0	W	27-0
09/17	Titans	S	35	25	235	71.4	6.7	9.4	1	0	28	0/0	99.1	3	10	6	0	W	40-7
10/01	at Ravens	S	22	13	145	59.1	6.6	11.2	1	1	31t	1/11	75.0	1	0	0	0	L	13-16
10/08	Steelers	S	37	24	242	64.9	6.5	10.1	2	1	25	4/20	90.1	6	24	15	0	W	23-13
10/15	at 49ers	S	39	29	334	74.4	8.6	11.5	2	0	57t	0/0	116.8	2	2	1	0	W	48-19
10/22	at Chiefs	S	43	25	266	58.1	6.2	10.6	2	1	37t	4/15	82.1	2	2	2	0	L	27-30
10/29	Rams	S	23	15	206	65.2	9.0	13.7	1	0	27	1/3	108.2	4	4	7	0	W	38-24
11/05	Browns	S	28	19	211	67.9	7.5	11.1	0	0	28	3/20	90.0	3	-3	0	0	W	32-25
11/12	at Bengals	S	36	24	338	66.7	9.4	14.1	3	0	46t	3/14	124.5	3	2	4	0	W	49-41
11/19	at Broncos	S	26	19	222	73.1	8.5	11.7	2	2	51t	1/5	92.1	2	1	1	0	W	35-27
11/26	Raiders	S	31	14	133	45.2	4.3	9.5	0	1	27	1/2	44.2	5	-1	5	0	W	21-14
12/03	at Bills	S	29	17	160	58.6	5.5	9.4	1	0	26	3/22	85.4	2	-1	0	0	W	24-21
12/10	Broncos	S	23	15	279	65.2	12.1	18.6	2	0	55	1/3	136.0	3	1	4	0	W	48-20
12/17	Chiefs	S	23	8	97	34.8	4.2	12.1	0	2	46	2/9	12.4	4	-2	0	0	W	20-9
12/24	at Seahawks	S	30	10	181	33.3	6.0	18.1	2	0	38	1/9	77.2	4	6	4	0	W	20-17
12/31	Cardinals	S	24	19	231	79.2	9.6	12.2	2	1	33t	2/11	117.2	1	2	2	0	W	27-20
<b>2006 TOTALS</b>		<b>16-16</b>	<b>460</b>	<b>284</b>	<b>3,388</b>	<b>61.7</b>	<b>7.4</b>	<b>11.9</b>	<b>22</b>	<b>9</b>	<b>57t</b>	<b>27/144</b>	<b>92.0</b>	<b>48</b>	<b>49</b>	<b>15</b>	<b>0</b>	<b>14-2</b>	

## 2007 GAME-BY-GAME REGULAR SEASON STATISTICS (CHARGERS)

DATE	OPPONENT	P/S	PASSING											RUSHING				W/L	SCORE
			ATT	CMP	YDS	PCT	Y/A	Y/C	TD	INT	LG	SK/YD	RATE	ATT	YDS	LG	TD		
09/09	Bears	S	31	22	190	71.0	6.1	8.6	0	1	20	3/21	73.3	5	-1	3	0	W	14-3
09/16	at Patriots	S	30	19	179	63.3	6.0	9.4	2	2	22	3/30	74.2	1	6	6	0	L	14-38
09/23	at Packers	S	36	27	306	75.0	8.5	11.3	3	1	27t	2/15	116.2	1	-1	-1	0	L	24-31
09/30	Chiefs	S	42	21	211	50.0	5.0	10.0	0	2	39	1/11	44.8	0	0	0	0	L	16-30
10/07	at Broncos	S	18	13	270	72.2	15.0	20.8	2	0	45	0/0	151.4	2	-3	2t	1	W	41-3
10/14	Raiders	S	21	14	156	66.7	7.4	11.1	0	1	28	0/0	68.8	2	1	2	0	W	28-14
10/28	Texans	S	11	7	130	63.6	11.8	18.6	3	0	49t	1/2	143.9	4	5	8	0	W	35-10
11/04	at Vikings	S	42	19	197	45.2	4.7	10.4	0	1	22	1/10	49.4	3	5	5	0	L	17-35
11/11	Colts	S	24	13	104	54.2	4.3	8.0	0	2	19	2/18	30.6	1	0	0	0	W	23-21
11/18	at Jaguars	S	40	22	309	55.0	7.7	14.0	1	2	44	0/0	67.6	2	16	10	0	L	17-24
11/25	Ravens	S	35	25	249	71.4	7.1	10.0	3	0	35t	0/0	119.8	2	3	2	0	W	32-14
12/02	at Chiefs	S	21	10	157	47.6	7.5	15.7	1	1	40	3/18	68.9	2	-2	-1	0	W	24-10
12/09	at Titans	S	40	21	228	52.5	5.7	10.9	2	2	29	4/28	65.9	1	2	2	0	W	23-17+
12/16	Lions	S	21	14	142	66.7	6.8	10.1	1	0	28	0/0	101.7	0	0	0	0	W	51-14
12/24	Broncos	S	25	17	189	68.0	7.6	11.1	1	0	30	1/3	103.6	0	0	0	0	W	23-3
12/30	at Raiders	S	23	13	135	56.5	5.9	10.4	2	0	21	1/7	102.6	3	2	5	0	W	30-17
<b>2007 TOTALS</b>		<b>16-16</b>	<b>460</b>	<b>277</b>	<b>3,152</b>	<b>60.2</b>	<b>6.9</b>	<b>11.4</b>	<b>21</b>	<b>15</b>	<b>49t</b>	<b>22/163</b>	<b>82.4</b>	<b>29</b>	<b>33</b>	<b>10</b>	<b>1</b>	<b>11-5</b>	

+ - Overtime

## 2008 GAME-BY-GAME REGULAR SEASON STATISTICS (CHARGERS)

DATE	OPPONENT	P/S	PASSING											RUSHING				W/L	SCORE
			ATT	CMP	YDS	PCT	Y/A	Y/C	TD	INT	LG	SK/YD	RATE	ATT	YDS	LG	TD		
09/07	Panthers	S	27	17	217	63.0	8.0	12.8	3	0	44t	1/6	125.1	1	-1	-1	0	L	24-26
09/14	at Broncos	S	33	21	377	63.6	11.4	18.0	3	1	67	1/1	120.4	0	0	0	0	L	38-39
09/22	Jets	S	25	19	250	76.0	10.0	13.2	3	1	60	0/0	130.0	3	-1	1	0	W	48-29
09/28	at Raiders	S	25	14	180	56.0	7.2	12.9	1	2	26	4/26	58.8	3	12	9	0	W	28-18
10/05	at Dolphins	S	28	13	159	46.4	5.7	12.2	1	0	42	2/17	76.3	0	0	0	0	L	10-17
10/12	Patriots	S	27	18	306	66.7	11.3	17.0	3	0	59	0/0	141.9	0	0	0	0	W	30-10
10/19	at Bills	S	29	22	208	75.9	7.2	9.5	2	1	23	2/17	103.8	1	-1	-1	0	L	14-23
10/26	at Saints	S	40	25	341	62.5	8.5	13.6	3	1	32	0/0	104.3	1	-1	-1	0	L	32-37
11/09	Chiefs	S	36	27	316	75.0	8.8	11.7	2	2	31	2/8	96.5	1	-1	-1	0	W	20-19
11/16	at Steelers	S	26	15	164	57.7	6.3	10.9	0	2	26	2/12	44.4	1	5	5	0	L	10-11
11/23	Colts	S	31	24	288	77.4	9.3	12.0	2	0	39t	2/14	126.8	2	15	9	0	L	20-23
11/30	Falcons	S	30	17	149	56.7	5.0	8.8	0	0	18	3/18	70.0	4	18	10	0	L	16-22
12/04	Raiders	S	22	10	214	45.5	9.7	21.4	3	0	59t	0/0	120.1	5	19	11	0	W	34-7
12/14	at Chiefs	S	48	34	346	70.8	7.2	10.2	2	1	42	3/20	96.4	2	12	9	0	W	22-21
12/21	at Buccaneers	S	31	21	287	67.7	9.3	13.7	4	0	32t	1/7	136.7	3	-3	-1	0	W	41-24
12/28	Broncos	S	20	15	207	75.0	10.4	13.8	2	0	37	2/5	141.0	4	11	4	0	W	52-21
<b>2008 TOTALS</b>		<b>16-16</b>	<b>478</b>	<b>312</b>	<b>4,009</b>	<b>65.3</b>	<b>8.4</b>	<b>12.8</b>	<b>34</b>	<b>11</b>	<b>67</b>	<b>25/151</b>	<b>105.5</b>	<b>31</b>	<b>84</b>	<b>11</b>	<b>0</b>	<b>8-8</b>	



## 2009 GAME-BY-GAME REGULAR SEASON STATISTICS (CHARGERS)

DATE	OPPONENT	P/S	PASSING											RUSHING				W/L	SCORE
			ATT	CMP	YDS	PCT	Y/A	Y/C	TD	INT	LG	SK/YD	RATE	ATT	YDS	LG	TD		
09/14	at Raiders	S	36	24	252	66.7	7.0	10.5	1	1	25	3/12	84.5	1	-1	-1	0	W	24-20
09/20	Ravens	S	45	25	436	55.6	9.7	17.4	2	2	81t	2/15	85.0	4	10	4	0	L	26-31
09/27	Dolphins	S	33	18	303	54.5	9.2	16.8	0	0	55	2/17	85.0	1	5	5t	1	W	23-13
10/04	at Steelers	S	36	21	254	58.3	7.1	12.1	3	0	30t	3/19	107.9	1	1	1	0	L	28-38
10/19	Broncos	S	33	20	274	60.6	8.3	13.7	1	0	25	5/36	97.3	1	1	1	0	L	23-34
10/25	at Chiefs	S	30	18	268	60.0	8.9	14.9	3	0	58t	0/0	122.6	2	18	11	0	W	37-7
11/01	Raiders	S	25	16	249	64.0	10.0	15.6	1	1	53	1/3	93.6	4	-2	1	0	W	24-16
11/08	at Giants	S	36	24	209	66.7	5.8	8.7	3	2	29	2/17	86.5	1	15	15	0	W	21-20
11/15	Eagles	S	25	20	231	80.0	9.2	11.6	2	0	22	2/19	131.8	1	-1	-1	0	W	31-23
11/22	at Broncos	S	22	17	145	77.3	6.6	8.5	1	0	24	0/0	109.1	0	0	0	0	W	32-3
11/29	Chiefs	S	28	21	317	75.0	11.3	15.1	2	0	53	0/0	135.6	1	4	4	0	W	43-14
12/06	at Browns	S	25	18	373	72.0	14.9	20.7	2	0	66t	1/8	140.8	4	0	3	0	W	30-23
12/13	at Cowboys	S	32	21	272	65.6	8.5	13.0	1	1	39	1/4	89.6	3	1	1	0	W	20-17
12/20	Bengals	S	38	24	308	63.2	8.1	12.8	3	2	36	2/12	92.9	1	0	0	0	W	27-24
12/25	at Titans	S	27	21	264	77.8	9.8	12.6	2	0	36t	1/5	132.1	1	-1	-1	0	W	42-17
01/03	Washington	S	15	9	99	60.0	6.6	11.0	1	0	25	0/0	101.8	0	0	0	0	W	23-20
<b>2009 TOTALS</b>		<b>16-16</b>	<b>486</b>	<b>317</b>	<b>4,254</b>	<b>65.2</b>	<b>8.8</b>	<b>13.4</b>	<b>28</b>	<b>9</b>	<b>81t</b>	<b>25/167</b>	<b>104.4</b>	<b>26</b>	<b>50</b>	<b>15</b>	<b>1</b>	<b>13-3</b>	

## 2010 GAME-BY-GAME REGULAR SEASON STATISTICS (CHARGERS)

DATE	OPPONENT	P/S	PASSING											RUSHING				W/L	SCORE
			ATT	CMP	YDS	PCT	Y/A	Y/C	TD	INT	LG	SK/YD	RATE	ATT	YDS	LG	TD		
09/13	at Chiefs	S	39	22	298	56.4	7.6	13.5	2	0	59t	2/18	98.0	3	5	6	0	L	14-21
09/19	Jaguars	S	29	22	334	75.9	11.5	15.2	3	2	54t	1/8	119.0	0	0	0	0	W	38-13
09/26	at Seahawks	S	53	29	455	54.7	8.6	15.7	2	2	49	4/26	80.3	1	2	2	0	L	20-27
10/03	Cardinals	S	20	15	241	75.0	12.1	16.1	2	0	33t	1/10	140.1	0	0	0	0	W	41-10
10/10	at Raiders	S	42	27	431	64.3	10.3	16.0	2	0	55	3/16	114.3	1	14	14	0	L	27-35
10/17	at Rams	S	37	22	249	59.5	6.7	11.3	1	1	29	7/41	77.4	0	0	0	0	L	17-20
10/24	Patriots	S	50	34	336	68.0	6.7	9.9	1	1	26	2/11	85.1	6	9	5	0	L	20-23
10/31	Titans	S	36	27	305	75.0	8.5	11.3	2	1	48t	1/5	106.8	2	3	4	0	W	33-25
11/07	at Texans	S	23	17	295	73.9	12.8	17.4	4	1	55t	1/5	137.2	4	-7	-1	0	W	29-23
11/22	Broncos	S	24	15	233	62.5	9.7	15.5	4	1	57t	1/8	116.8	4	6	9	0	W	35-14
11/28	at Colts	S	23	19	185	82.6	8.0	9.7	0	0	20	2/13	100.2	3	7	9	0	W	36-14
12/05	Raiders	S	39	23	280	59.0	7.2	12.2	1	1	25	4/15	79.0	1	5	5	0	L	13-28
12/12	Chiefs	S	24	18	226	75.0	9.4	12.6	2	1	20	2/7	114.2	2	5	4	0	W	31-0
12/16	49ers	S	25	19	273	76.0	10.9	14.4	3	0	58t	1/7	150.0	0	0	0	0	W	34-7
12/26	at Bengals	S	40	27	256	67.5	6.4	9.5	1	1	19	1/7	82.9	1	2	2	0	L	20-34
01/02	at Broncos	S	37	21	313	56.8	8.5	14.9	0	1	41	5/30	73.4	1	1	1	0	W	33-28
<b>2010 TOTALS</b>		<b>16-16</b>	<b>541</b>	<b>357</b>	<b>4,710</b>	<b>66.0</b>	<b>8.7</b>	<b>13.2</b>	<b>30</b>	<b>13</b>	<b>59t</b>	<b>38/227</b>	<b>101.8</b>	<b>29</b>	<b>52</b>	<b>14</b>	<b>0</b>	<b>9-7</b>	

## 2011 GAME-BY-GAME REGULAR SEASON STATISTICS (CHARGERS)

DATE	OPPONENT	P/S	PASSING											RUSHING				W/L	SCORE
			ATT	CMP	YDS	PCT	Y/A	Y/C	TD	INT	LG	SK/YD	RATE	ATT	YDS	LG	TD		
09/11	Vikings	S	48	33	335	68.8	7.0	10.2	2	2	37	2/5	85.0	3	-3	-1	0	W	24-17
09/18	at Patriots	S	40	29	378	72.5	9.5	13.0	2	2	36	2/6	97.7	2	12	11	0	L	21-35
09/25	Chiefs	S	38	24	266	63.2	7.0	11.1	0	2	26	2/8	62.0	3	-2	0	0	W	20-17
10/02	Dolphins	S	31	21	307	67.7	9.9	14.6	1	0	55t	2/12	110.6	5	18	15	0	W	26-16
10/09	at Broncos	S	29	18	250	62.1	8.6	13.9	1	1	42t	5/38	86.9	3	10	6	1	W	29-24
10/23	at Jets	S	32	16	179	50.0	5.6	11.2	1	2	30	1/7	51.4	1	-1	-1	0	L	21-27
10/31	at Chiefs	S	41	26	369	63.4	9.0	14.2	0	2	39	3/24	72.1	3	1	2	0	L	20-23+
11/06	Packers	S	46	26	385	56.5	8.4	14.8	4	3	38	2/10	85.9	1	-1	-1	0	L	38-45
11/10	Raiders	S	47	23	274	48.9	5.8	11.9	2	1	30t	6/35	75.1	1	4	4	0	L	17-24
11/20	at Bears	S	31	21	280	67.7	9.0	13.3	2	2	47	0/0	90.8	0	0	0	0	L	20-31
11/27	Broncos	S	36	19	188	52.8	5.2	9.9	1	0	30	3/29	77.1	1	1	1	0	L	13-16+
12/05	at Jaguars	S	28	22	294	78.6	10.5	13.4	3	0	52t	0/0	146.1	0	0	0	0	W	38-14
12/11	Bills	S	33	24	240	72.7	7.3	10.0	3	0	26t	2/24	123.3	0	0	0	0	W	37-10
12/18	Ravens	S	23	17	270	73.9	11.7	15.9	1	0	58	0/0	127.1	0	0	0	0	W	34-14
12/24	at Lions	S	53	28	299	52.8	5.6	10.7	1	2	30	0/0	60.2	0	0	0	0	L	10-38
01/01	at Raiders	S	26	19	310	73.1	11.9	16.3	3	1	43t	0/0	135.1	3	-3	-1	0	W	38-26
<b>2011 TOTALS</b>		<b>16-16</b>	<b>582</b>	<b>366</b>	<b>4,624</b>	<b>62.9</b>	<b>7.9</b>	<b>12.6</b>	<b>27</b>	<b>20</b>	<b>58</b>	<b>30/198</b>	<b>88.7</b>	<b>26</b>	<b>36</b>	<b>15</b>	<b>1</b>	<b>8-8</b>	

+ - Overtime





## 2012 GAME-BY-GAME REGULAR SEASON STATISTICS (CHARGERS)

DATE	OPPONENT	P/S	PASSING													RUSHING				SCORE
			ATT	CMP	YDS	PCT	Y/A	Y/C	TD	INT	LG	SK/YD	RATE	ATT	YDS	LG	TD	W/L		
09/10	at Raiders	S	33	24	231	72.7	7.0	9.6	1	0	46	1/5	102.0	1	-2	-2	0	W	22-14	
09/16	Titans	S	32	24	284	75.0	8.9	11.8	3	1	31	4/16	119.8	1	9	9	0	W	38-10	
09/23	Falcons	S	38	21	173	55.3	4.6	8.2	0	2	28	1/9	45.2	2	2	3	0	L	3-27	
09/30	at Chiefs	S	23	18	209	78.3	9.1	11.6	2	1	33	3/20	115.4	3	0	1	0	W	37-20	
10/07	at Saints	S	42	27	354	64.3	8.4	13.1	2	1	44t	5/44	96.7	0	0	0	0	L	24-31	
10/15	Broncos	S	41	25	241	61.0	5.9	9.6	2	4	25	4/24	54.1	0	0	0	0	L	24-35	
10/28	at Browns	S	34	18	154	52.9	4.5	8.6	0	0	25	1/6	65.1	0	0	0	0	L	6-7	
11/01	Chiefs	S	20	18	220	90.0	11.0	12.2	2	1	30	1/4	125.0	2	-2	-1	0	W	31-13	
11/11	at Buccaneers	S	37	29	337	78.4	9.1	11.6	3	2	80t	2/14	109.1	2	5	4	0	L	24-34	
11/18	at Broncos	S	40	24	258	60.0	6.5	10.8	2	2	38	4/34	74.8	0	0	0	0	L	23-30	
11/25	Ravens	S	36	23	228	63.9	6.3	9.9	1	0	26	6/39	91.0	0	0	0	0	L	13-16+	
12/02	Bengals	S	48	26	280	54.2	5.8	10.8	0	1	28	4/29	62.8	2	20	11	0	L	13-20	
12/09	at Steelers	S	41	21	200	51.2	4.9	9.5	3	0	39t	1/0	89.5	3	3	5	0	W	34-24	
12/16	Panthers	S	23	16	121	69.6	5.3	7.6	1	0	30	6/27	96.5	3	4	3	0	L	7-31	
12/23	at Jets	S	22	11	165	50.0	7.5	15.0	2	0	37t	4/29	105.3	5	4	8	0	W	27-17	
12/30	Raiders	S	17	13	151	76.5	8.9	11.6	2	0	34t	2/11	142.0	3	-3	-1	0	W	24-21	
<b>2012 TOTALS</b>	<b>16-16</b>		<b>527</b>	<b>338</b>	<b>3,606</b>	<b>64.1</b>	<b>6.8</b>	<b>10.7</b>	<b>26</b>	<b>15</b>	<b>80t</b>	<b>49/311</b>	<b>88.6</b>	<b>27</b>	<b>40</b>	<b>11</b>	<b>0</b>	<b>7-9</b>		

+ - Overtime

## 2013 GAME-BY-GAME REGULAR SEASON STATISTICS (CHARGERS)

DATE	OPPONENT	P/S	PASSING													RUSHING				SCORE
			ATT	CMP	YDS	PCT	Y/A	Y/C	TD	INT	LG	SK/YD	RATE	ATT	YDS	LG	TD	W/L		
09/09	Texans	S	29	14	195	48.3	6.7	13.9	4	1	47	2/12	95.5	1	18	18	0	L	28-31	
09/15	at Eagles	S	47	36	419	76.6	8.9	11.6	3	0	31	1/6	124.3	3	11	12	0	W	33-30	
09/22	at Titans	S	24	20	184	83.3	7.7	9.2	1	0	34	2/9	112.5	0	0	0	0	L	17-20	
09/29	Cowboys	S	42	35	401	83.3	9.5	11.5	3	1	56t	1/7	120.3	0	0	0	0	W	30-21	
10/06	at Raiders	S	48	35	411	72.9	8.6	11.7	2	3	51	2/20	86.4	0	0	0	0	L	17-27	
10/14	Colts	S	33	22	237	66.7	7.2	10.8	1	0	25	2/10	97.7	1	-1	-1	0	W	19-9	
10/20	at Jaguars	S	26	22	285	84.6	11.0	13.0	1	0	36	1/9	125.2	2	4	4	0	W	24-6	
11/03	at Washington	S	46	29	341	63.0	7.4	11.8	2	2	22	1/0	81.9	2	14	9	0	L	24-30+	
11/10	Broncos	S	29	19	218	65.5	7.5	11.5	1	0	30	4/20	99.5	5	7	3	0	L	20-28	
11/17	at Dolphins	S	34	22	298	64.7	8.8	13.5	1	1	35	3/17	90.1	2	6	5	0	L	16-20	
11/24	at Chiefs	S	39	27	392	69.2	10.1	14.5	3	0	60t	1/5	127.3	1	1	1	0	W	41-38	
12/01	Bengals	S	37	23	252	62.2	6.8	11.0	1	1	30t	2/9	80.0	1	4	4	0	L	10-17	
12/08	Giants	S	28	21	249	75.0	8.9	11.9	3	0	43t	2/5	137.4	0	0	0	0	W	37-14	
12/12	at Broncos	S	20	12	166	60.0	8.3	13.8	2	0	32	2/6	120.0	3	9	11	0	W	27-20	
12/22	Raiders	S	29	19	201	65.5	6.9	10.6	1	1	24	1/5	82.7	4	-3	0	0	W	26-13	
12/29	Chiefs	S	33	22	229	66.7	6.9	10.4	3	1	38	3/10	104.2	3	2	2	0	W	27-24+	
<b>2013 TOTALS</b>	<b>16-16</b>		<b>544</b>	<b>378</b>	<b>4,478</b>	<b>69.5</b>	<b>8.2</b>	<b>11.8</b>	<b>32</b>	<b>11</b>	<b>60t</b>	<b>30/150</b>	<b>105.5</b>	<b>28</b>	<b>72</b>	<b>18</b>	<b>0</b>	<b>9-7</b>		

+ - Overtime

## 2014 GAME-BY-GAME REGULAR SEASON STATISTICS (CHARGERS)

DATE	OPPONENT	P/S	PASSING													RUSHING				SCORE
			ATT	CMP	YDS	PCT	Y/A	Y/C	TD	INT	LG	SK/YD	RATE	ATT	YDS	LG	TD	W/L		
09/08	at Cardinals	S	36	21	238	58.3	6.6	11.3	1	1	34	0/0	75.9	2	10	10	0	L	17-18	
09/14	Seahawks	S	37	28	284	75.7	7.7	10.1	3	0	21t	1/8	124.2	11	17	12	0	W	30-21	
09/21	at Bills	S	25	18	256	72.0	10.2	14.2	2	0	49	2/6	131.4	1	9	9	0	W	22-10	
09/28	Jaguars	S	39	29	377	74.4	9.7	13.0	3	0	47t	2/12	130.0	1	0	0	0	W	33-14	
10/05	Jets	S	28	20	288	71.4	10.3	14.4	3	1	50	3/11	125.3	2	3	4	0	W	31-0	
10/12	at Raiders	S	34	22	313	64.7	9.2	14.2	3	0	44	1/6	123.8	5	13	9	0	W	31-28	
10/19	Chiefs	S	31	17	205	54.8	6.6	12.1	2	1	27t	2/23	83.4	0	0	0	0	L	20-23	
10/23	at Broncos	S	41	30	252	73.2	6.1	8.4	3	2	31	2/7	92.7	1	17	17	0	L	21-35	
11/02	at Dolphins	S	23	12	138	52.2	6.0	11.5	0	3	18	3/11	11.0	1	3	3	0	L	0-37	
11/16	Raiders	S	34	22	193	64.7	5.7	8.8	1	0	22t	2/13	89.5	1	-1	-1	0	W	13-6	
11/23	Rams	S	35	29	291	82.9	8.3	10.0	1	1	35	3/9	98.9	3	-1	0	0	W	27-24	
11/30	at Ravens	S	45	34	383	75.6	8.5	11.3	3	1	59	2/7	113.5	4	19	9	0	W	34-33	
12/07	Patriots	S	33	20	189	60.6	5.7	9.5	1	1	28	4/26	73.9	3	8	7	0	L	14-23	
12/14	Broncos	S	41	24	232	58.5	5.7	9.7	1	2	20	0/0	62.2	1	3	3	0	L	10-22	
12/20	at 49ers	S	54	33	356	61.1	6.6	10.8	4	3	28	2/8	82.0	0	0	0	0	W	38-35+	
12/28	at Chiefs	S	34	20	291	58.8	8.6	14.6	0	2	44	7/42	62.3	1	2	2	0	L	7-19	
<b>2014 TOTALS</b>	<b>16-16</b>		<b>570</b>	<b>379</b>	<b>4,286</b>	<b>66.5</b>	<b>7.5</b>	<b>11.3</b>	<b>31</b>	<b>18</b>	<b>59</b>	<b>36/189</b>	<b>93.8</b>	<b>37</b>	<b>102</b>	<b>17</b>	<b>0</b>	<b>9-7</b>		

+ - Overtime



### 2015 GAME-BY-GAME REGULAR SEASON STATISTICS (CHARGERS)

DATE	OPPONENT	P/S	PASSING											RUSHING				W/L	SCORE
			ATT	CMP	YDS	PCT	Y/A	Y/C	TD	INT	LG	SK/YD	RATE	ATT	YDS	LG	TD		
09/13	Lions	S	41	34	403	82.9	9.8	11.9	2	2	34	2/16	103.6	2	-2	-1	0	W	33-28
09/20	at Bengals	S	27	21	241	77.8	8.9	11.5	2	1	40t	4/18	113.1	1	5	5	0	L	19-24
09/27	at Vikings	S	34	21	246	61.8	7.2	11.7	1	1	39	4/30	81.2	0	0	0	0	L	14-31
10/04	Browns	S	38	23	358	60.5	9.4	15.6	3	0	68	2/11	118.1	1	-1	-1	0	W	30-27
10/12	Steelers	S	48	35	365	72.9	7.6	10.4	2	1	32	2/11	99.7	0	0	0	0	L	20-24
10/18	at Packers	S	65	43	503	66.2	7.7	11.7	2	0	50	3/15	99.7	0	0	0	0	L	20-27
10/25	Raiders	S	58	38	336	65.5	5.8	8.8	3	2	31t	1/9	99.7	0	0	0	0	L	29-37
11/01	at Ravens	S	37	28	301	75.7	8.1	10.8	3	0	70t	1/11	126.1	1	0	0	0	L	26-29
11/09	Bears	S	42	26	280	61.9	6.7	10.8	1	0	40	2/18	89.4	0	0	0	0	L	19-22
11/22	Chiefs	S	30	19	178	63.3	5.9	9.4	0	1	27	3/29	65.7	4	8	5	0	L	3-33
11/29	at Jaguars	S	43	29	300	67.4	7.0	10.3	4	0	27	2/10	118.4	5	9	8	0	W	31-25
12/06	Broncos	S	35	18	202	51.4	5.8	11.2	0	1	31	4/23	51.1	0	0	0	0	L	3-17
12/13	at Chiefs	S	43	24	263	55.8	6.1	11.0	0	1	41	5/27	64.4	1	4	4	0	L	3-10
12/20	Dolphins	S	36	26	311	72.2	8.6	12.0	3	2	31	1/9	102.9	0	0	0	0	W	30-14
12/24	at Raiders	S	49	31	277	63.3	5.7	8.9	1	0	23	1/6	85.2	0	0	0	0	L	20-23+
01/03	at Broncos	S	35	21	228	60.0	6.5	10.9	2	1	80t	3/21	86.4	2	5	5	0	L	20-27
<b>2015 TOTALS</b>	<b>16-16</b>		<b>661</b>	<b>437</b>	<b>4,792</b>	<b>66.1</b>	<b>7.2</b>	<b>11.0</b>	<b>29</b>	<b>13</b>	<b>80t</b>	<b>40/264</b>	<b>93.8</b>	<b>17</b>	<b>28</b>	<b>8</b>	<b>0</b>	<b>4-12</b>	

+ - Overtime

### 2016 GAME-BY-GAME REGULAR SEASON STATISTICS (CHARGERS)

DATE	OPPONENT	P/S	PASSING											RUSHING				W/L	SCORE
			ATT	CMP	YDS	PCT	Y/A	Y/C	TD	INT	LG	SK/YD	RATE	ATT	YDS	LG	TD		
09/11	at Chiefs	S	36	25	243	69.4	6.8	9.7	1	0	38	1/10	97.3	2	9	10	0	L	27-33+
09/18	Jaguars	S	24	17	220	70.8	9.2	12.9	4	0	45t	3/13	138.9	1	10	10	0	W	38-14
09/25	at Colts	S	39	26	326	66.7	8.4	12.5	0	0	43	2/11	92.5	1	2	2	0	L	22-26
10/02	Saints	S	43	28	321	65.1	7.5	11.5	2	1	57t	3/13	93.3	1	0	0	0	L	34-35
10/09	at Raiders	S	30	21	359	70.0	12.0	17.1	4	2	59	2/8	122.1	0	0	0	0	L	31-34
10/13	Broncos	S	29	18	178	62.1	6.1	9.9	1	0	27	2/12	90.9	0	0	0	0	W	21-13
10/23	at Falcons	S	44	27	371	61.4	8.4	13.7	1	1	49	4/23	86.5	1	-2	-2	0	W	33-30+
10/30	at Broncos	S	47	20	267	42.6	5.7	13.4	2	3	53	4/21	48.8	0	0	0	0	L	19-27
11/06	Titans	S	33	24	275	72.7	8.3	11.5	2	0	35	1/7	117.6	3	-3	0	0	W	43-35
11/13	Dolphins	S	44	23	326	52.3	7.4	14.2	3	4	51t	3/17	61.4	0	0	0	0	L	24-31
11/27	at Texans	S	30	22	242	73.3	8.1	11.0	3	1	52t	1/7	116.3	0	0	0	0	W	21-13
12/04	Buccaneers	S	26	15	225	57.7	8.7	15.0	2	2	40t	2/14	79.8	3	18	9	0	L	21-28
12/11	at Panthers	S	39	21	236	53.8	6.1	11.2	2	3	46	5/16	57.2	0	0	0	0	L	16-28
12/18	Raiders	S	30	17	206	56.7	6.9	12.1	2	1	47t	3/16	86.3	0	0	0	0	L	16-19
12/24	at Browns	S	46	23	322	50.0	7.0	14.0	2	1	50	0/0	78.4	1	0	0	0	L	17-20
01/01	Chiefs	S	38	22	269	57.9	7.1	12.2	2	2	23	0/0	75.4	1	1	1	0	L	27-37
<b>2016 TOTALS</b>	<b>16-16</b>		<b>578</b>	<b>349</b>	<b>4,386</b>	<b>60.4</b>	<b>7.6</b>	<b>12.6</b>	<b>33</b>	<b>21</b>	<b>59</b>	<b>36/188</b>	<b>87.9</b>	<b>14</b>	<b>35</b>	<b>10</b>	<b>0</b>	<b>5-11</b>	

+ - Overtime

### 2017 GAME-BY-GAME REGULAR SEASON STATISTICS (CHARGERS)

DATE	OPPONENT	P/S	PASSING											RUSHING				W/L	SCORE
			ATT	CMP	YDS	PCT	Y/A	Y/C	TD	INT	LG	SK/YD	RATE	ATT	YDS	LG	TD		
09/11	at Broncos	S	33	22	192	66.7	5.8	8.7	3	1	38t	1/7	99.6	0	0	0	0	L	21-24
09/17	Dolphins	S	39	31	331	79.5	8.5	10.7	1	0	24	1/8	110.6	1	0	0	0	L	17-19
09/24	Chiefs	S	40	20	237	50.0	5.9	11.9	0	3	44	2/11	37.2	0	0	0	0	L	10-24
10/01	Eagles	S	38	22	347	57.9	9.1	15.8	2	0	75t	2/5	105.9	0	0	0	0	L	24-26
10/08	at Giants	S	44	21	258	47.7	5.9	12.3	3	1	25t	0/0	79.5	4	5	8	0	W	27-22
10/15	at Raiders	S	36	25	268	69.4	7.4	10.7	1	0	34	1/5	100.2	2	-4	-2	0	W	17-16
10/22	Broncos	S	26	15	183	57.7	7.0	12.2	2	0	42t	3/21	105.1	0	0	0	0	W	21-0
10/29	at Patriots	S	30	17	212	56.7	7.1	12.5	1	1	24t	1/20	76.0	0	0	0	0	L	13-21
11/12	at Jaguars	S	37	21	235	56.8	6.4	11.2	2	1	30	0/0	82.6	2	-1	0	0	L	17-20+
11/19	Bills	S	32	20	251	62.5	7.8	12.6	2	0	29	1/1	107.7	0	0	0	0	W	54-24
11/23	at Cowboys	S	33	27	434	81.8	13.2	16.1	3	0	46	0/0	149.1	5	-5	0	0	W	28-6
12/03	Browns	S	43	31	344	72.1	8.0	11.1	1	0	39	1/9	103.2	2	-2	-1	0	W	19-10
12/10	Washington	S	31	18	319	58.1	10.3	17.7	2	0	75t	2/8	114.9	0	0	0	0	W	30-13
12/16	at Chiefs	S	36	20	227	55.6	6.3	11.4	1	3	49	2/18	49.2	0	0	0	0	L	13-30
12/24	at Jets	S	40	22	290	55.0	7.3	13.2	1	0	39	0/0	86.5	1	0	0	0	W	14-7
12/31	Raiders	S	37	28	387	75.7	10.5	13.8	3	0	62t	1/7	135.8	1	5	5	0	W	30-10
<b>2017 TOTALS</b>	<b>16-16</b>		<b>575</b>	<b>360</b>	<b>4,515</b>	<b>62.6</b>	<b>7.9</b>	<b>12.5</b>	<b>28</b>	<b>10</b>	<b>75t</b>	<b>18/120</b>	<b>96.0</b>	<b>18</b>	<b>-2</b>	<b>8</b>	<b>0</b>	<b>9-7</b>	

+ - Overtime



## 2018 GAME-BY-GAME REGULAR SEASON STATISTICS (CHARGERS)

DATE	OPPONENT	P/S	PASSING													RUSHING				W/L	SCORE
			ATT	CMP	YDS	PCT	Y/A	Y/C	TD	INT	LG	SK/YD	RATE	ATT	YDS	LG	TD				
09/09	Chiefs	S	51	34	424	66.7	8.3	12.5	3	1	30	1/6	103.7	0	0	0	0	L	28-38		
09/16	at Bills	S	27	23	256	85.2	9.5	11.1	3	0	25	2/16	143.2	3	5	7	0	W	31-20		
09/23	at Rams	S	30	18	226	60.0	7.5	12.6	2	0	42t	1/4	105.7	0	0	0	0	L	23-35		
09/30	49ers	S	39	25	250	64.1	6.4	10.0	3	1	24	1/8	97.2	4	-3	1	0	W	29-27		
10/07	Raiders	S	27	22	339	81.5	12.6	15.4	2	0	48	1/6	143.4	3	-2	0	0	W	26-10		
10/14	at Browns	S	20	11	207	55.0	10.4	18.8	2	1	45t	1/12	103.5	0	0	0	0	W	38-14		
10/21	Titans	S	26	19	306	73.1	11.8	16.1	2	0	75t	2/9	137.7	1	-1	-1	0	W	20-19		
11/04	at Seahawks	S	26	13	228	50.0	8.8	17.5	2	0	54	2/13	105.9	0	0	0	0	W	25-17		
11/11	at Raiders	S	26	18	223	69.2	8.6	12.4	2	1	66t	1/1	105.1	1	1	1	0	W	20-6		
11/18	Broncos	S	43	28	401	65.1	9.3	14.3	2	2	32	3/17	91.3	1	-4	-4	0	L	22-23		
11/25	Cardinals	S	29	28	259	96.6	8.9	9.3	3	0	27	4/23	138.4	1	3	3	0	W	45-10		
12/02	at Steelers	S	36	26	299	72.2	8.3	11.5	2	0	46t	2/13	115.4	0	0	0	0	W	33-30		
12/09	Bengals	S	29	19	220	65.5	7.6	11.6	1	0	37	2/17	99.8	2	7	5	0	W	26-21		
12/13	at Chiefs	S	38	26	313	68.4	8.2	12.0	2	2	38	5/25	89.0	0	0	0	0	W	29-28		
12/22	Ravens	S	37	23	181	62.2	4.9	7.9	0	2	17	4/34	51.7	1	1	1	0	L	10-22		
12/30	at Broncos	S	24	14	176	58.3	7.3	12.6	1	2	21	0/0	60.4	1	0	0	0	W	23-9		
<b>2018 TOTALS</b>		<b>16-16</b>	<b>508</b>	<b>347</b>	<b>4,308</b>	<b>68.3</b>	<b>8.5</b>	<b>12.4</b>	<b>32</b>	<b>12</b>	<b>75t</b>	<b>32/204</b>	<b>105.5</b>	<b>18</b>	<b>7</b>	<b>7</b>	<b>0</b>	<b>12-4</b>			

## 2019 GAME-BY-GAME REGULAR SEASON STATISTICS (CHARGERS)

DATE	OPPONENT	P/S	PASSING													RUSHING				W/L	SCORE
			ATT	CMP	YDS	PCT	Y/A	Y/C	TD	INT	LG	SK/YD	RATE	ATT	YDS	LG	TD				
09/08	Colts	S	34	25	333	73.5	9.8	13.3	3	1	55t	4/23	121.3	1	6	6	0	W	30-24+		
09/15	at Lions	S	36	21	293	58.3	8.1	14.0	0	1	47	1/6	73.0	1	12	12	0	L	10-13		
09/22	Texans	S	46	31	318	67.4	6.9	10.3	2	0	34	5/25	101.5	2	9	8	0	L	20-27		
09/29	at Dolphins	S	30	24	310	80.0	10.3	12.9	2	0	25	1/6	131.9	1	0	0	0	W	30-10		
10/06	Broncos	S	48	32	211	66.7	4.4	6.6	0	2	20	0/0	58.6	1	-3	-3	0	L	13-20		
10/13	Steelers	S	44	26	320	59.1	7.3	12.3	2	2	32	1/4	77.8	1	0	0	0	L	17-24		
10/20	at Titans	S	38	24	329	63.2	8.7	13.7	2	0	41t	1/3	108.3	0	0	0	0	L	20-23		
10/27	at Bears	S	29	19	201	65.5	6.9	10.6	1	1	43	1/6	82.7	0	0	0	0	W	17-16		
11/03	Packers	S	28	21	294	75.0	10.5	14.0	0	0	56	2/11	108.3	3	0	1	0	W	26-11		
11/07	at Raiders	S	31	17	207	54.8	6.7	12.2	2	3	45	5/38	57.5	0	0	0	0	L	24-26		
11/18	Chiefs	S	52	28	353	53.8	6.8	12.6	1	4	50	2/8	49.6	0	0	0	0	L	17-24		
12/01	at Broncos	S	29	20	265	69.0	9.1	13.3	2	1	52	3/21	106.2	0	0	0	0	L	20-23		
12/08	at Jaguars	S	22	16	314	72.7	14.3	19.6	3	0	84t	1/10	154.4	1	0	0	0	W	45-10		
12/15	Vikings	S	39	28	307	71.8	7.9	11.0	1	3	39	3/24	71.2	0	0	0	0	L	10-39		
12/22	Raiders	S	39	27	279	69.2	7.2	10.3	0	0	23	1/14	89.6	0	0	0	0	L	17-24		
12/29	at Chiefs	S	46	31	281	67.4	6.1	9.1	2	2	23	3/23	80.1	1	5	5	0	L	21-31		
<b>2019 TOTALS</b>		<b>16-16</b>	<b>591</b>	<b>390</b>	<b>4,615</b>	<b>66.0</b>	<b>7.8</b>	<b>11.8</b>	<b>23</b>	<b>20</b>	<b>84t</b>	<b>34/222</b>	<b>88.5</b>	<b>12</b>	<b>29</b>	<b>12</b>	<b>0</b>	<b>5-11</b>			

+ - Overtime

## 2004 GAME-BY-GAME POSTSEASON STATISTICS (CHARGERS)

DATE	OPPONENT	P/S	PASSING													RUSHING				W/L	SCORE
			ATT	CMP	YDS	PCT	Y/A	Y/C	TD	INT	LG	SK/YD	RATE	ATT	YDS	LG	TD				
01/08	Jets		INACTIVE																	L	17-20+
<b>2004 TOTALS</b>		<b>0-0</b>	<b>0</b>	<b>0</b>	<b>0</b>	<b>0.0</b>	<b>0.0</b>	<b>0.0</b>	<b>0</b>	<b>0</b>	<b>0</b>	<b>0/0</b>	<b>0.0</b>	<b>0</b>	<b>0</b>	<b>0</b>	<b>0</b>	<b>0</b>	<b>0-1</b>		

+ - Overtime

## 2006 GAME-BY-GAME POSTSEASON STATISTICS (CHARGERS)

DATE	OPPONENT	P/S	PASSING													RUSHING				W/L	SCORE
			ATT	CMP	YDS	PCT	Y/A	Y/C	TD	INT	LG	SK/YD	RATE	ATT	YDS	LG	TD				
01/14	Patriots	S	32	14	230	43.8	7.2	16.4	0	1	58	3/26	55.5	3	3	2	0	L	21-24		
<b>2006 TOTALS</b>		<b>1-1</b>	<b>32</b>	<b>14</b>	<b>230</b>	<b>43.8</b>	<b>7.2</b>	<b>16.4</b>	<b>0</b>	<b>1</b>	<b>58</b>	<b>3/26</b>	<b>55.5</b>	<b>3</b>	<b>3</b>	<b>2</b>	<b>0</b>	<b>0-1</b>			



### 2007 GAME-BY-GAME POSTSEASON STATISTICS (CHARGERS)

DATE	OPPONENT	P/S	PASSING											RUSHING				W/L	SCORE
			ATT	CMP	YDS	PCT	Y/A	Y/C	TD	INT	LG	SK/YD	RATE	ATT	YDS	LG	TD		
01/06	Titans	S	30	19	292	63.3	9.7	15.4	1	1	39	1/10	92.6	2	-2	-1	0	W	17-6
01/13	at Colts	S	19	14	264	73.7	13.9	18.9	3	1	56t	0/0	133.2	2	0	1	0	W	28-24
01/20	at Patriots	S	37	19	211	51.4	5.7	11.1	0	2	21	1/4	46.1	0	0	0	0	L	12-21
<b>2007 TOTALS</b>		<b>3-3</b>	<b>86</b>	<b>52</b>	<b>767</b>	<b>60.5</b>	<b>8.9</b>	<b>14.8</b>	<b>4</b>	<b>4</b>	<b>56t</b>	<b>2/14</b>	<b>85.8</b>	<b>4</b>	<b>-2</b>	<b>1</b>	<b>0</b>	<b>2-1</b>	

### 2008 GAME-BY-GAME POSTSEASON STATISTICS (CHARGERS)

DATE	OPPONENT	P/S	PASSING											RUSHING				W/L	SCORE
			ATT	CMP	YDS	PCT	Y/A	Y/C	TD	INT	LG	SK/YD	RATE	ATT	YDS	LG	TD		
01/03	Colts	S	36	20	217	55.6	6.0	10.9	0	1	30	4/27	61.9	2	13	12	0	W	23-17+
01/11	at Steelers	S	35	21	308	60.0	8.8	14.7	3	1	62t	4/33	105.4	0	0	0	0	L	24-35
<b>2008 TOTALS</b>		<b>2-2</b>	<b>71</b>	<b>41</b>	<b>525</b>	<b>57.7</b>	<b>7.4</b>	<b>12.8</b>	<b>3</b>	<b>2</b>	<b>62t</b>	<b>8/60</b>	<b>83.4</b>	<b>2</b>	<b>13</b>	<b>12</b>	<b>0</b>	<b>1-1</b>	

+ - Overtime

### 2009 GAME-BY-GAME POSTSEASON STATISTICS (CHARGERS)

DATE	OPPONENT	P/S	PASSING											RUSHING				W/L	SCORE
			ATT	CMP	YDS	PCT	Y/A	Y/C	TD	INT	LG	SK/YD	RATE	ATT	YDS	LG	TD		
01/17	Jets	S	40	27	298	67.5	7.5	11.0	1	2	37	2/15	76.9	3	4	3	1	L	14-17
<b>2009 TOTALS</b>		<b>1-1</b>	<b>40</b>	<b>27</b>	<b>298</b>	<b>67.5</b>	<b>7.5</b>	<b>11.0</b>	<b>1</b>	<b>2</b>	<b>37</b>	<b>2/15</b>	<b>76.9</b>	<b>3</b>	<b>4</b>	<b>3</b>	<b>1</b>	<b>0-1</b>	

### 2013 GAME-BY-GAME POSTSEASON STATISTICS (CHARGERS)

DATE	OPPONENT	P/S	PASSING											RUSHING				W/L	SCORE
			ATT	CMP	YDS	PCT	Y/A	Y/C	TD	INT	LG	SK/YD	RATE	ATT	YDS	LG	TD		
01/05	at Bengals	S	16	12	128	75.0	8.0	10.7	1	0	33	1/6	118.8	2	4	2	0	W	27-10
01/12	at Broncos	S	27	18	217	66.7	8.0	12.1	2	0	49	4/23	115.8	3	10	6	0	L	17-24
<b>2013 TOTALS</b>		<b>2-2</b>	<b>43</b>	<b>30</b>	<b>345</b>	<b>69.8</b>	<b>8.0</b>	<b>11.5</b>	<b>3</b>	<b>0</b>	<b>49</b>	<b>5/29</b>	<b>116.9</b>	<b>5</b>	<b>14</b>	<b>6</b>	<b>0</b>	<b>1-1</b>	

### 2018 GAME-BY-GAME POSTSEASON STATISTICS (CHARGERS)

DATE	OPPONENT	P/S	PASSING											RUSHING				W/L	SCORE
			ATT	CMP	YDS	PCT	Y/A	Y/C	TD	INT	LG	SK/YD	RATE	ATT	YDS	LG	TD		
01/06	at Ravens	S	32	22	160	68.8	5.0	7.3	0	0	28	1/6	80.2	3	15	9	0	W	23-17
01/13	at Patriots	S	51	25	331	49.0	6.5	13.2	3	1	43t	2/15	81.4	0	0	0	0	L	28-41
<b>2018 TOTALS</b>		<b>2-2</b>	<b>83</b>	<b>47</b>	<b>491</b>	<b>56.6</b>	<b>5.9</b>	<b>10.4</b>	<b>3</b>	<b>1</b>	<b>43t</b>	<b>3/21</b>	<b>80.9</b>	<b>3</b>	<b>15</b>	<b>9</b>	<b>0</b>	<b>1-1</b>	



6-0 • 195

NFL EXP: 4 (4th Year with Colts)

BORN: 9/8/94



HAWAII



Sanchez was signed by the Colts as an undrafted free agent on May 4, 2017.

## DOWN THE STRETCH

### **Favorite team and/or athlete outside of football:**

Lionel Messi

**Who was your childhood sports idol:** Ronaldinho, for sure. Just the way he danced with the ball and scored his free kicks. I'd love to meet him some day.

**Favorite musician and/or song:** Future

**Hobbies outside of football:** Playing pool, fishing and playing/watching soccer.

**What is something interesting about you that people may not know:** I grew up a soccer player.

**Favorite food:** Mexican food

**What is the weirdest food you've ever tried:** Musubi. It is super popular in Hawaii — kind of what hot dogs and corn dogs are to the mainland. It's a little block that's half rice and half sausage. I tried it, but it was a one-time thing for me.

**Favorite vacation spot:** Hawaii

**Favorite TV show:** "That '70s Show"

**Favorite movie:** "The Sandlot"

**If you could have lunch with three people, living or dead, who would they be:** Ronaldinho, Adam Vinatieri and Lionel Messi

**What's the one thing you couldn't live without:** My family

**What is your pregame ritual:** I say a prayer of thanks.

**What is your proudest moment outside of football:** Graduating from the University of Hawaii in the spring of 2018. I had to take online classes to get it done.

**What is your most memorable game played:** Playing in the Buffalo snow as a rookie and having a punt stick at the one-yard line.



@RIGOJIO88



@RJSANCHEZ



### FORK IN THE ROAD

While soccer was Sanchez's first love, he obliged to a friend's request to give football a try. After converting a 30-yard field goal attempt on his first ever kick in practice as a high school sophomore, Sanchez propelled a football career that left him with a major decision to make prior to entering college. With opportunities to play either soccer or football at the junior college level, Sanchez passed on pursuing his first love and pursued a football career that has since seen him excel at the NCAA FBS and NFL levels.

As a high school student, Sanchez set numerous goals to push him and drive him to excellence, both in the classroom and in athletics. When Sanchez, a captain at Hamilton (Calif.) High School, was progressing as a promising soccer player, he set a goal to represent the U.S. in the 2018 FIFA

World Cup in Russia. He specifically targeted the 2018 FIFA World Cup in Russia because he felt it would give him enough time to develop and make an impression to the United States Men's National Team, but his soccer dreams shifted to football ambitions by the end of his high school career.



### HISPANIC HERITAGE

Sanchez grew up in his household speaking Spanish with his mom and dad and is still fluent in the language today. He still tries to speak it today, and communicates in Spanish with his wife here and there. He tries to keep up with it because he wants to teach it to his kids one day. Both of his parents are from Mexico and when they were around the age of 15, they came to the United States. His mom is from Guanajuato and his dad is from Michoacán. Being one of a few players with a hispanic heritage, he says it motivates him and he is proud to represent for them. At the Colts Hispanic Heritage Month Youth Football Camp in 2018, he was excited to engage with the kids. "I was talking to them in English and then started talking to them in Spanish and asked who spoke Spanish. They all raised their hands and it was a pretty cool thing to watch. They were all excited to talk with me in Spanish."




### FROM BUTTE TO THE BIG LEAGUES

Sanchez is not the only Chico, Calif., native to go through Butte College en route to launching a professional sports career. Sanchez attended Hamilton (Calif.) High School and his graduation class was only 73 students. The only other professional athlete to ever come out of Hamilton is Kyle Lohse, who split 16 Major League Baseball seasons with Minnesota, Cincinnati, Philadelphia, St. Louis, Milwaukee and Texas. Like Sanchez, Lohse went from Hamilton to Butte College, a junior college that participates in the California Community College Athletic Association. Roughly 12 miles from Hamilton lays Pleasant Valley High School, which produced Packers quarterback Aaron Rodgers. Rodgers also attended Butte College to keep his professional sports ambitions alive. Following their tenures at Butte, Sanchez transferred to the University of Hawaii, Rodgers transferred to the University of California and Lohse entered the MLB.

### SURPASSING ELAM

At Hawaii, Sanchez served as the team's punter, placekicker and kickoff specialist. In the 2016 season, he went a perfect 13-of-13 on his field goal attempts (100.0 percent), breaking the school's single-season mark set by Jason Elam in 1989 (90.9 percent). Sanchez's career mark of 87.5 percent on field goals topped Elam's former record of 79.0 percent and Sanchez's career 44.8 punting average leapfrogged Elam's former record of 43.5 yards per punt.

Before starting an NFL career that spanned 15 seasons and included three Associated Press First Team All-Pro



honors and two Super Bowl championships, Elam scored the third-most points in NCAA history (397) and tied for the second-most field goals made (79). In the NFL, Elam notched a then-record 63-yard field goal and owns nearly every career kicking record in Denver Broncos history.

### NFL HIGHLIGHTS

- In three seasons with the Colts, he has competed in all 48 games and has totaled 200 punts for 9,012 yards, (45.1 avg./42.3 net avg.) and 74 kicks pinned inside the 20-yard line. Also contributed with 165 kickoff touchbacks.
- In 2019, appeared in all 16 games and had 59 punts for 2,619 yards (44.4 avg./41.2 net avg.) and 22 pinned inside the 20. Also added 60 kickoff touchbacks.
- In 16 games in 2018, he had 57 punts for 2,629 yards (46.1 avg./42.7 net avg.) and 24 punts downed inside the 20-yard line. Also totaled 59 kickoff touchbacks. He ranked third in the NFL (first in the AFC) in net punting average, ninth in punting average and fifth in kickoff touchbacks. In two postseason games, he punted 11 times for 486 yards (44.2 avg./41.8 net avg.) and



@RIGOJIO88



@RJSANCHEZ



## NFL HIGHLIGHTS CONT...

- downed four punts inside the 20 yard line. He also had four kickoff touchbacks.
- In his 2017 rookie season, competed in all 16 games and totaled 84 punts for 3,764 yards (44.8 avg./42.6 net avg.) and 28 kicks pinned inside the 20-yard line. Also contributed with 46 kickoff touchbacks.
- Was named to the 2017 PFWA All-Rookie team.
- Set franchise rookie records for total punts and punt yards.
- Set the NFL record for net punting average (42.6) by a rookie punter. His total ranked fourth in the NFL in 2017.

## COLLEGE HIGHLIGHTS

- Played in 26 games in two seasons (2015-16) at Hawaii. Over his career with the Warriors, served as the team's punter, kicker and kickoff specialist.
- Converted 21-of-24 field goal attempts (87.5 percent) with a long of 55 yards. Compiled 144 punts for 6,457 yards (44.8 avg.) with 49 punts inside the 20-yard line and 45 punts of 50-plus yards. Recorded 39 touchbacks on 93 kickoffs.
- Set Hawaii's career punting average record (44.8).
- Received All-Mountain West honorable mention recognition twice (2015 and 2016) and participated in the NFLPA Collegiate Bowl.
- In 2016, appeared in all 14 games and was a perfect 13-for-13 on field goals, breaking Jason Elam's single-season field goal percentage record. Selected to the team's leadership council and received the Coach Dick Tomey Special Teams MVP Award at the annual Na Koa football banquet.
- Named Mountain West Special Teams Player of the Week on Oct. 10, following his six-punt, two-field goal performance at San Jose State.
- Saw action in 12 games in 2015 and was one of only five athletes nationally who handled all four kicking duties for their program. Earned Hawaii's Special Teams Player of the Year award.
- In 2015, punted 74 times for 3,335 yards, the second-most season punt yards and fifth-most punts on record at Hawaii. Averaged 45.1 yards per punt, the fourth-best single-season average in school history. His punting average also ranked third in the Mountain West and 13th nationally.
- Tied the fifth-longest punt in Warriors history with a 73-yarder against Air Force, highlighting a 52.0 yards per punt performance which earned him Ray Guy Punter of the Week honors nationally.
- Prior to Hawaii, played two seasons at Butte College in California. Was named a First Team All-California Region I selection and set a school record for career field goals (22) and the longest converted field goal (54 yards).
- Was second in the California Community College Athletic Association (CCCCAA) in scoring in 2013 with 109 points, putting up school records of 76-for-77 on extra points and 11 field goals.
- Made 43-of-44 PATs with 11 field goals in 2012.

## PERSONAL

- Attended Hamilton High School in Hamilton City, Calif.
- Combined for 10 made field goals between his junior and senior campaigns, with 50-of-59 PATs. Made a long field goal of 57 yards.
- Named to the *MaxPreps* California Division IV All-State first-team as a 2012 senior and earned First Team All-Northern Section honors.
- Also lettered twice in soccer and earned all-league honors.
- Was a merit roll student.
- Helped with a Colts Hispanic Heritage Month Youth Football Camp in 2018 and 2019.
- Hosted his first annual Rigo Sanchez Football Camp at his alma mater, Hamilton High School, in the summer of 2019. The free football camp was provided to more than 200 kids.
- Participated in the Colts Horseshoe Helpings event in 2019.
- Studied sociology at Hawaii.
- A native of Chico, Calif.





## RIGOBERTO SANCHEZ'S - NFL REGULAR SEASON STATISTICS

DATE	TEAM	GP	NO.	YDS.	AVG.	OPP. RET.	YDS.	NET YDS.	AVG.	TB	IN20	LG	BK
2017	Colts	16	84	3,764	44.8	19	80	3,624	42.6	3	28	61	1
2018	Colts	16	57	2,629	46.1	21	93	2,436	42.7	5	24	63	0
2019	Colts	16	59	2,619	44.4	28	166	2,433	41.2	1	22	60	0
<b>TOTALS</b>		<b>48</b>	<b>200</b>	<b>9,012</b>	<b>45.1</b>	<b>68</b>	<b>339</b>	<b>8,493</b>	<b>42.3</b>	<b>9</b>	<b>74</b>	<b>63</b>	<b>1</b>

## RIGOBERTO SANCHEZ'S - NFL POSTSEASON STATISTICS

DATE	TEAM	GP	NO.	YDS.	AVG.	OPP. RET.	YDS.	NET YDS.	AVG.	TB	IN20	LG	BK
2018	Colts	2	11	486	44.2	5	6	460	41.8	1	4	57	0
<b>TOTALS</b>		<b>2</b>	<b>11</b>	<b>486</b>	<b>44.2</b>	<b>5</b>	<b>6</b>	<b>460</b>	<b>41.8</b>	<b>1</b>	<b>4</b>	<b>57</b>	<b>0</b>

## SINGLE-GAME HIGHS: PUNTER

<b>Punts</b>	7 at Buffalo Bills, Dec 10, 2017 ...4 more at 7.	<b>Net Punting Avg</b>	48.3 at Tennessee Titans, Oct 16, 2017 47.8 vs. San Francisco 49ers, Oct 08, 2017 ...1 more at 47.8.
<b>Gross Punting Yards</b>	328 vs. Pittsburgh Steelers, Nov 12, 2017 320 vs. Cleveland Browns, Sep 24, 2017 314 vs. Jacksonville Jaguars, Oct 22, 2017	<b>Longest Punts</b>	63 vs. New York Giants, Dec 23, 2018 61 vs. Buffalo Bills, Oct 21, 2018 ...1 more at 61.
<b>Gross Punting Avg</b>	53.3 at Tennessee Titans, Oct 16, 2017 50.3 at Los Angeles Rams, Sep 10, 2017 49.7 at Jacksonville Jaguars, Dec 02, 2018	<b>Inside the 20</b>	4 vs. Jacksonville Jaguars, Oct 22, 2017 ...1 more at 4.
<b>Net Punting Yards</b>	321 vs. Pittsburgh Steelers, Nov 12, 2017 314 vs. Jacksonville Jaguars, Oct 22, 2017 300 vs. Cleveland Browns, Sep 24, 2017	<b>Special Teams Tackles</b>	1 vs. Jacksonville Jaguars, Nov 11, 2018 ...2 more at 1.

## SINGLE-GAME HIGHS - POSTSEASON: PUNTER

<b>Punts</b>	7 at Kansas City Chiefs, Jan 12, 2019 4 at Houston Texans, Jan 05, 2019	<b>Net Punting Avg</b>	44.6 at Kansas City Chiefs, Jan 12, 2019 37.0 at Houston Texans, Jan 05, 2019
<b>Gross Punting Yards</b>	338 at Kansas City Chiefs, Jan 12, 2019 148 at Houston Texans, Jan 05, 2019	<b>Longest Punts</b>	57 at Kansas City Chiefs, Jan 12, 2019 44 at Houston Texans, Jan 05, 2019
<b>Gross Punting Avg</b>	48.3 at Kansas City Chiefs, Jan 12, 2019 37.0 at Houston Texans, Jan 05, 2019	<b>Inside the 20</b>	2 at Kansas City Chiefs, Jan 12, 2019 ...1 more at 2.
<b>Net Punting Yards</b>	312 at Kansas City Chiefs, Jan 12, 2019 148 at Houston Texans, Jan 05, 2019		

## 2017 GAME-BY-GAME REGULAR SEASON STATISTICS (COLTS)

DATE	OPPONENT		NO.	YDS.	AVG.	OPP. RET.	YDS.	NET YDS.	AVG	TB	IN20	LG	BK	W/L	SCORE
09/10	at Rams	P	6	302	50.3	3	15	287	47.8	0	2	53	0	L	9-46
09/17	Cardinals	P	7	303	43.3	1	6	297	42.4	0	3	53	0	L	13-16+
09/24	Browns	P	7	320	45.7	1	0	300	42.9	1	2	51	0	W	31-28
10/01	at Seahawks	P	6	250	41.7	0	0	250	41.7	0	2	51	0	L	18-46
10/08	49ers	P	4	191	47.8	1	0	191	47.8	0	4	66	0	W	26-23+
10/16	at Titans	P	3	160	53.3	2	15	145	48.3	0	0	58	0	L	22-36
10/22	Jaguars	P	7	314	44.9	0	0	314	44.9	0	4	58	0	L	0-27
10/29	at Bengals	P	4	183	45.8	3	29	154	30.8	0	0	51	1	L	23-24
11/05	at Texans	P	6	249	41.5	2	4	245	40.8	0	1	50	0	W	20-14
11/12	Steelers	P	7	328	46.9	1	7	321	45.9	0	2	59	0	L	17-20
11/26	Titans	P	5	235	47.0	2	7	228	45.6	0	1	54	0	L	16-20
12/03	at Jaguars	P	4	187	46.8	0	0	167	41.8	1	0	56	0	L	10-30
12/10	at Bills	P	7	269	38.4	0	0	249	35.6	1	2	47	0	L	7-13+
12/14	Broncos	P	4	164	41.0	1	0	164	41.0	0	2	47	0	L	13-25
12/23	at Ravens	P	2	74	37.0	1	0	74	37.0	0	0	38	0	L	16-23
12/31	Texans	P	5	235	47.0	1	-3	238	47.6	0	3	50	0	W	22-13
<b>2017 TOTALS</b>			<b>16</b>	<b>84</b>	<b>3,764</b>	<b>44.8</b>	<b>19</b>	<b>80</b>	<b>3,624</b>	<b>42.6</b>	<b>3</b>	<b>28</b>	<b>61</b>	<b>1</b>	<b>4-12</b>

+ - Overtime



@RIGOJIO88



@RJSANCHEZ





## 2018 GAME-BY-GAME REGULAR SEASON STATISTICS (COLTS)

DATE	OPPONENT		NO.	YDS.	AVG.	OPP. RET.	YDS.	NET YDS.	AVG	TB	IN20	LG	BK	W/L	SCORE
09/09	Bengals	P	2	95	47.5	1	-1	96	48.0	0	0	49	0	L	23-34
09/16	at Washington	P	5	235	47.0	1	6	209	41.8	1	1	59	0	W	21-9
09/23	at Eagles	P	5	222	44.4	4	4	218	43.6	0	2	53	0	L	16-20
09/30	Texans	P	5	220	44.0	2	20	200	40.0	0	2	57	0	L	34-37+
10/04	at Patriots	P	3	142	47.3	2	20	122	40.7	0	1	51	0	L	24-38
10/14	at Jets	P	2	93	46.5	1	6	87	43.5	0	0	48	0	L	34-42
10/21	Bills	P	4	188	47.0	0	0	188	47.0	0	2	61	0	W	37-5
10/28	at Raiders	P	1	46	46.0	1	-1	47	47.0	0	0	46	0	W	42-28
11/11	Jaguars	P	3	138	46.0	1	1	137	45.7	0	1	52	0	W	29-26
11/18	Titans	P	3	142	47.3	0	0	142	47.3	0	3	53	0	W	38-10
11/25	Dolphins	P	3	103	34.3	1	0	103	34.3	0	1	49	0	W	27-24
12/02	at Jaguars	P	6	298	49.7	1	8	250	41.7	2	3	57	0	L	0-6
12/09	at Texans	P	6	278	46.3	2	18	220	36.7	2	2	55	0	W	24-21
12/16	Cowboys	P	1	52	52.0	1	2	50	50.0	0	1	52	0	W	23-0
12/23	Panthers	P	4	186	46.5	1	0	186	46.5	0	3	63	0	W	28-27
12/30	at Titans	P	4	191	47.8	2	10	181	45.3	0	2	57	0	W	33-17
<b>2018 TOTALS</b>			<b>16</b>	<b>57</b>	<b>2,629</b>	<b>46.1</b>	<b>21</b>	<b>93</b>	<b>2,436</b>	<b>42.7</b>	<b>5</b>	<b>24</b>	<b>63</b>	<b>0</b>	<b>10-6</b>

+ - Overtime

## 2019 GAME-BY-GAME REGULAR SEASON STATISTICS (COLTS)

DATE	OPPONENT		NO.	YDS.	AVG.	OPP. RET.	YDS.	NET YDS.	AVG	TB	IN20	LG	BK	W/L	SCORE
09/08	at Chargers	P	3	108	36.0	1	0	108	36.0	0	0	49	0	L	24-30+
09/15	at Titans	P	5	248	49.6	2	26	202	40.4	1	1	60	0	W	19-17
09/22	Falcons	P	1	53	53.0	1	10	43	43.0	0	0	53	0	W	27-24
09/29	Raiders	P	4	186	46.5	2	4	182	45.5	0	2	55	0	L	24-31
10/06	at Chiefs	P	3	123	41.0	2	1	122	40.7	0	1	49	0	W	19-13
10/20	Texans	P	4	174	43.5	1	3	171	42.8	0	2	48	0	W	30-23
10/27	Broncos	P	5	232	46.4	3	22	210	42.0	0	2	58	0	W	15-13
11/03	at Steelers	P	3	135	45.0	1	0	135	45.0	0	1	48	0	L	24-26
11/10	Dolphins	P	4	172	43.0	2	16	156	39.0	0	1	54	0	L	12-16
11/17	Jaguars	P	3	129	43.0	1	0	129	43.0	0	0	44	0	W	33-13
11/21	at Texans	P	5	239	47.8	2	23	216	43.2	0	3	52	0	L	17-20
12/01	Titans	P	3	148	49.3	2	8	140	46.7	0	1	51	0	L	17-31
12/08	at Buccaneers	P	4	177	44.3	2	3	174	43.5	0	2	51	0	L	35-38
12/16	at Saints	P	6	222	37.0	3	29	193	32.2	0	2	50	0	L	7-34
12/22	Panthers	P	3	140	46.7	2	16	124	41.3	0	1	53	0	W	38-6
12/29	at Jaguars	P	3	133	44.3	1	5	128	42.7	0	3	54	0	L	20-38
<b>2019 TOTALS</b>			<b>16</b>	<b>59</b>	<b>2,619</b>	<b>44.4</b>	<b>28</b>	<b>166</b>	<b>2,433</b>	<b>41.2</b>	<b>1</b>	<b>22</b>	<b>60</b>	<b>0</b>	<b>7-9</b>

+ - Overtime

## 2018 GAME-BY-GAME POSTSEASON STATISTICS (COLTS)

DATE	OPPONENT		NO.	YDS.	AVG.	OPP. RET.	YDS.	NET YDS.	AVG	TB	IN20	LG	BK	W/L	SCORE
01/05	at Texans	P	4	148	37.0	0	0	148	37.0	0	2	44	0	W	21-7
01/12	at Chiefs	P	7	338	48.3	5	6	312	44.6	1	2	57	0	L	13-31
<b>2018 TOTALS</b>			<b>2</b>	<b>11</b>	<b>486</b>	<b>44.2</b>	<b>5</b>	<b>6</b>	<b>460</b>	<b>41.8</b>	<b>1</b>	<b>4</b>	<b>57</b>	<b>0</b>	<b>1-1</b>





5-11 • 195

NFL EXP: 2 (1st Year with Colts)

BORN: 12/12/94



CLEMSON



Scott was signed by the Colts to a reserve/future contract on January 10, 2020.

## DOWN THE STRETCH

**What is on your bucket list:** I want to go to Dubai.

**Do you have a pregame ritual:** Give the Lord thanks for the opportunity

**Do you have any nicknames:** Tay, DaGreat

**What is the best advice you've been given:** Make the most of every opportunity and don't live with regret.

**Who is your favorite artist:** Wiz Khalifa, Kevin Gates

**What is your favorite food:** Steak

**What is your favorite vacation spot:** Florida

**What is your favorite TV show:** "Martin"

**What is your favorite movie:** "Juice"

**What are your pet peeves:** When people drive really slow

**Do you have any hidden talents:** I love golf.

**Who was your favorite athlete growing up:** Walter Payton

**What are your hobbies off the field:** Bowling

## WE ARE THE CHAMPIONS

Scott was a part of the 2017 College Football Playoff National Championship team after Clemson defeated Alabama in a nail-biting 35-31 win. He played on the same side of the ball as Houston Texans quarterback Deshaun Watson and Los Angeles Chargers wide receiver Mike Williams, who he later reunited with after being signed by the Chargers as an undrafted free agent in 2017. Scott tallied three receptions for six yards and one rushing attempt in the game.





## NFL HIGHLIGHTS

- Has spent time on the Chargers practice squad, but has not seen game action.
- In 2019, he spent the first week of the regular season on the Chargers practice squad before being released.
- Spent the entire 2018 season on the Chargers' Injured Reserve list.
- In 2017, he was a member of the Chargers' practice squad for the entire season.

## COLLEGE HIGHLIGHTS

- Appeared in 43 games (36 starts) at Clemson and tallied 245 receptions for 2,458 yards and 19 touchdowns. His receptions (first) and touchdowns (fifth) each rank in the top-five in school history. He caught a pass in all but one of his 43 career games, and caught one pass in a Clemson-record 38 consecutive games.
- In 2016, he was named Second Team All-ACC by the media and Third Team All-ACC by the league's coaches after he started 15 games and totaled 76 receptions for 614 yards and five touchdowns. Recorded 23 kickoff returns for 535 yards as well as nine punt returns for 59 yards.
- As a sophomore in 2015, he was named First Team All-ACC after he started 15 games and led the team with 93 receptions for 901 yards and six touchdowns. Also added one rushing touchdown. His 93 receptions were the second-most in a single season in Clemson history. He also tallied 15 kickoff returns for 371 yards as well as 13 punt returns for 55 yards.
- In 2014, he was named a First Team Freshman All-America selection by *USA Today* after he played in 13 games (six starts) and recorded a team-high 76 receptions for 965 yards and a team-high eight touchdowns. Also added one kickoff return for 19 yards. He was also named Second Team All-ACC by the media.

## PERSONAL

- Attended East Lake High School in Tarpon Springs, Fla.
- He tallied 172 receptions for 3,035 yards and 32 touchdowns during his career at East Lake. He also totaled 108 rushes for 980 yards and 14 touchdowns.
- Played in the U.S. Army All-American Game.
- Rated as the No. 9 player in the state of Florida by ESPN.
- Also lettered in basketball and track and field.
- Majored in communications.
- Has one daughter, Kaylyn.
- A native of Tarpon Springs, Fla.

## ADDITIONAL TRANSACTIONS

- Released from the Los Angeles Chargers practice squad on September 11, 2019.
- Signed to the Chargers practice squad on September 1, 2019.
- Waived by the Los Angeles Chargers on August 31, 2019.
- Signed by the Chargers to a reserve/future contract on January 2, 2018.
- Signed to the Los Angeles Chargers practice squad on September 3, 2017.
- Waived by the Chargers on September 2, 2017.
- Signed by the Los Angeles Chargers as an undrafted free agent on May 1, 2017.

## ARTAVIS SCOTT'S - NFL REGULAR SEASON STATISTICS

DATE	TEAM	GP	GS	NO.	RECEIVING			NO.	YDS.	RUSHING		
					YDS	AVG	LG			TD	YDS.	AVG.
2017	Chargers	0	0	0	0	0.0	0	0	0	0.0	0	0
2018	Chargers	0	0	0	0	0.0	0	0	0	0.0	0	0
2019	Chargers	0	0	0	0	0.0	0	0	0	0.0	0	0
<b>TOTALS</b>		<b>0</b>	<b>0</b>	<b>0</b>	<b>0</b>	<b>0.0</b>	<b>0</b>	<b>0</b>	<b>0</b>	<b>0.0</b>	<b>0</b>	<b>0</b>





## ARTAVIS SCOTT'S - NFL POSTSEASON STATISTICS

DATE	TEAM	RECEIVING								RUSHING				
		GP	GS	NO.	YDS	AVG	LG	TD	NO.	YDS.	AVG.	LG	TD	
2018	Chargers	0	0	0	0	0.0	0	0	0	0	0	0.0	0	0
<b>TOTALS</b>		<b>0</b>	<b>0</b>	<b>0</b>	<b>0</b>	<b>0.0</b>	<b>0</b>	<b>0</b>	<b>0</b>	<b>0</b>	<b>0</b>	<b>0.0</b>	<b>0</b>	<b>0</b>

## ARTAVIS SCOTT'S - NFL REGULAR SEASON STATISTICS

DATE	TEAM	KICKOFF RETURNS					PUNT RETURNS						
		RET.	YDS.	AVG.	LG	TD	NO.	FC	YDS	AVG	LG	TD	
2017	Chargers	0	0	0.0	0	0	0	0	0	0.0	0	0	0
2018	Chargers	0	0	0.0	0	0	0	0	0	0.0	0	0	0
2019	Chargers	0	0	0.0	0	0	0	0	0	0.0	0	0	0
<b>TOTALS</b>		<b>0</b>	<b>0</b>	<b>0.0</b>	<b>0</b>	<b>0</b>	<b>0</b>	<b>0</b>	<b>0</b>	<b>0.0</b>	<b>0</b>	<b>0</b>	<b>0</b>

## ARTAVIS SCOTT'S - NFL POSTSEASON STATISTICS

DATE	TEAM	KICKOFF RETURNS					PUNT RETURNS						
		RET.	YDS.	AVG.	LG	TD	NO.	FC	YDS	AVG	LG	TD	
2018	Chargers	0	0	0.0	0	0	0	0	0	0.0	0	0	0
<b>TOTALS</b>		<b>0</b>	<b>0</b>	<b>0.0</b>	<b>0</b>	<b>0</b>	<b>0</b>	<b>0</b>	<b>0</b>	<b>0.0</b>	<b>0</b>	<b>0</b>	<b>0</b>

## 2017 GAME-BY-GAME REGULAR SEASON STATISTICS (CHARGERS)

DATE	OPPONENT	P/S	RECEIVING					RUSHING					W/L	SCORE
			NO	YDS	AVG	LG	TD	NO	YDS	AVG	LG	TD		
09/24	Chiefs												L	10-24
10/08	at Giants												W	27-22
10/15	at Raiders												W	17-16
10/29	at Patriots												L	13-21
11/12	at Jaguars												L	17-20+
11/19	Bills												W	54-24
11/23	at Cowboys												W	28-6
12/03	Browns												W	19-10
12/10	Washington												W	30-13
12/24	at Jets												W	14-7
12/31	Raiders												W	30-10
<b>2017 TOTALS</b>		<b>0-0</b>	<b>0</b>	<b>0</b>	<b>0.0</b>	<b>0</b>	<b>0</b>	<b>0</b>	<b>0</b>	<b>0.0</b>	<b>0</b>	<b>0</b>	<b>0</b>	<b>8-3</b>

+ - Overtime

## 2018 GAME-BY-GAME REGULAR SEASON STATISTICS (CHARGERS)

DATE	OPPONENT	P/S	RECEIVING					RUSHING					W/L	SCORE
			NO	YDS	AVG	LG	TD	NO	YDS	AVG	LG	TD		
09/09	Chiefs												L	28-38
09/16	at Bills												W	31-20
09/23	at Rams												L	23-35
09/30	49ers												W	29-27
10/07	Raiders												W	26-10
10/14	at Browns												W	38-14
10/21	Titans												W	20-19
11/04	at Seahawks												W	25-17
11/11	at Raiders												W	20-6
11/18	Broncos												L	22-23
11/25	Cardinals												W	45-10
12/02	at Steelers												W	33-30
12/09	Bengals												W	26-21
12/13	at Chiefs												W	29-28
12/22	Ravens												L	10-22
12/30	at Broncos												W	23-9
<b>2018 TOTALS</b>		<b>0-0</b>	<b>0</b>	<b>0</b>	<b>0.0</b>	<b>0</b>	<b>0</b>	<b>0</b>	<b>0</b>	<b>0.0</b>	<b>0</b>	<b>0</b>	<b>0</b>	<b>12-4</b>





## 2019 GAME-BY-GAME REGULAR SEASON STATISTICS (CHARGERS)

DATE	OPPONENT	P/S	RECEIVING				RUSHING				W/L	SCORE		
			NO	YDS	AVG	LG	TD	NO	YDS	AVG			LG	TD
09/08	Colts											W	30-24+	
09/15	at Lions											L	10-13	
09/22	Texans											L	20-27	
09/29	at Dolphins											W	30-10	
10/06	Broncos											L	13-20	
10/13	Steelers											L	17-24	
10/20	at Titans											L	20-23	
10/27	at Bears											W	17-16	
11/03	Packers											W	26-11	
11/07	at Raiders											L	24-26	
11/18	Chiefs											L	17-24	
12/01	at Broncos											L	20-23	
12/08	at Jaguars											W	45-10	
12/15	Vikings											L	10-39	
12/22	Raiders											L	17-24	
12/29	at Chiefs											L	21-31	
<b>2019 TOTALS</b>		<b>0-0</b>	<b>0</b>	<b>0</b>	<b>0.0</b>	<b>0</b>	<b>0</b>	<b>0</b>	<b>0</b>	<b>0.0</b>	<b>0</b>	<b>0</b>	<b>5-11</b>	

+ - Overtime

## 2018 GAME-BY-GAME POSTSEASON STATISTICS (CHARGERS)

DATE	OPPONENT	P/S	RECEIVING				RUSHING				W/L	SCORE		
			NO	YDS	AVG	LG	TD	NO	YDS	AVG			LG	TD
01/06	at Ravens											W	23-17	
01/13	at Patriots											L	28-41	
<b>2018 TOTALS</b>		<b>0-0</b>	<b>0</b>	<b>0</b>	<b>0.0</b>	<b>0</b>	<b>0</b>	<b>0</b>	<b>0</b>	<b>0.0</b>	<b>0</b>	<b>0</b>	<b>1-1</b>	



# 72 BRADEN SMITH


TACKLE/GUARD



6-6 • 315

NFL EXP: 3 (3rd Year with Colts)

BORN: 3/25/96



Smith was selected by the Colts in the second round (37th overall) of the 2018 NFL Draft.

## DOWN THE STRETCH

**Do you have a pregame ritual:** It kind of varies. I have a few nuances and superstitions but it changes week to week. There are usually small things like last year before every game if I had Gatorade chews they would have to be red.

**What's on your bucket list:** I want to be able to see most of the world. I don't want to be constricted to one area. The first place I would want to go is Greece.

**Pets:** I have two dogs named Rocket and Groot. They are named after Guardians of the Galaxy characters. Groot is a German Shepherd and Rocket is a Cavalier King Charles Spaniard.

**Who is your inspiration:** My parents. My dad is one of my driving factors. He has always pushed me. He has guided me in the right direction and I would do anything for him.

**Who are some of your mentors:** Some of the guys in college took me under their wing. It was Alex Kozan and Shon Coleman. They brought me in and helped me a lot.

**Do you have a nickname:** I have had a lot. Gigantor, Hulk and Terminator.

**Favorite TV show:** "Stranger Things"

**What are your pet peeves:** People coughing on me and people that eat loud.

**Hobbies off the field:** I like to garden and fish.

## A GUARD-NER AT HEART

Growing up in Olathe, Kan., Smith found a hobby that has developed into a passion. "I am a really good gardener. That is one of the things that I like to pride myself on." Smith said he started helping his mom with a little planter in their backyard in the fourth grade and his interest grew from there. Even while playing at Auburn, Smith was able to continue gardening. "I had two areas in college – one was on campus and the other was about 30 minutes away – where I could have a little bit more space to do some stuff. I just did it to volunteer." He says it helps him relax and clear his head. "It is something that I like doing in my free time and kind of is a safe haven for me. It helps me get away from the chaos of everything."





## NFL HIGHLIGHTS

- Has appeared in 31 games (29 starts) in two seasons with the Colts.
- Started all 16 games in 2019 and helped Marlon Mack become the first Colts 1,000-yard single-season rusher since 2016. In Week 1, he helped Marlon Mack rush for a career-high 174 yards. It was the most by a Colts running back since Dominic Rhodes rushed for 177 yards against Atlanta in 2001. In Week 11 vs. Jacksonville, he helped the Colts rush for 264 yards, which is the 12th highest total in team history and the most for the Colts since 11/21/04 against Chicago (275).
- Appeared in 15 games (13 starts) in 2018. Was part of an offensive line that ranked first in the NFL for the fewest sacks allowed. He was one of five Colts rookies to start in Week 1. In Weeks 7 and 8, helped the Colts rush for over 200 yards in back-to-back games, which was the first time since 1985. Was part of an offensive line that didn't allow a sack in five straight games, which tied the New York Giants (2010) and Tennessee Titans (2008) for the third-longest streak since 1982. Started two postseason games and helped the Colts rush for a postseason franchise-record 200 yards during AFC Wild Card weekend.
- Named to the PFWA All-Rookie Team.

## COLLEGE HIGHLIGHTS

- Played in 53 games (41 starts) in four seasons (2014-17) as an offensive lineman at Auburn.
- Started in 41 consecutive games, beginning with the final game of his freshman year in 2014, to finish out his career.
- Earned All-America honors in both 2017 and 2016.
- Won the SEC Jacobs Blocking Trophy, given to the conference's best blocker in 2017.
- Named a team captain and started all 14 games at right guard for the Tigers in 2017.
- Earned First Team All-America honors from The Associated Press, *CBS Sports* and *SB Nation*.
- Selected to the All-SEC first-team.
- Started all 13 games at right guard for Auburn in 2016.
- Selected to the All-America second-team by *CBS Sports*.
- Garnered All-SEC first-team honors from the media and second-team recognition from the conference coaches.
- Started all 13 games on the offensive line, primarily at right guard in 2015.
- Named a Second Team All-SEC choice by The Associated Press.
- Appeared in all 13 games (one start) in 2014 and saw action on both the offensive line and as a tight end in jumbo sets.
- Named to the All-SEC Freshman Team.
- His first career start came in the Outback Bowl vs. Wisconsin.

## A NIGHT TO REMEMBER

Most draft picks have draft parties or go to the city where the draft is hosted. Smith had different plans. "I was at Texas A&M watching my fiancée play some softball." Smith's now wife, Courtney Shea, was playing catcher for Auburn on the night when he got drafted. Smith was watching from the stands and Shea's mom made sure to bring an iPad to check in on the draft. If she didn't know that he got drafted by the loud applause from the Auburn fan section, Shea's parents had it covered. "They brought a little poster board in case something happened so they could relay the message." Smith says it was an easy decision to support Shea on draft night. "I was definitely going to go to it. I mean, my fiancée wanted to be here with me when it happened. I mean, happy wife, happy life."



## PERSONAL

- Attended Olathe (Kan.) South High School, where he was a two-way player on the football team.
- Finished with 82 pancake blocks on offense and 59 tackles on defense in his senior season.
- Was a two-year Buck Buchanan Award finalist, an award given to the best lineman in the Kansas City metro area.
- Participated in track and field and was a Kansas state shot put and discus champion.
- Rated as the No.1 guard by *Scout.com* and No. 3 offensive lineman by *Rivals.com*.
- Volunteered at multiple community events with the Colts, including the Team Smile event, Horseshoe Helpings and Shop with a Colt.
- Married to his wife, Courtney.
- His father, David Smith, played football and ran track at Kansas and his sister, Megan, was a thrower at TCU.



## BRADEN SMITH'S - NFL REGULAR SEASON STATISTICS

DATE	TEAM	GP	GS
2018	Colts	15	13
2019	Colts	16	16
<b>TOTALS</b>		<b>31</b>	<b>29</b>

## BRADEN SMITH'S - NFL POSTSEASON STATISTICS

DATE	TEAM	GP	GS
2018	Colts	2	2
<b>TOTALS</b>		<b>2</b>	<b>2</b>

## 2018 GAME-BY-GAME REGULAR SEASON STATISTICS (COLTS)

DATE	OPPONENT	P/S	W/L	SCORE
09/09	Bengals	S	L	23-34
09/16	at Washington		W	21-9
09/23	at Eagles	P	L	16-20
09/30	Texans	P	L	34-37+
10/04	at Patriots	S	L	24-38
10/14	at Jets	S	L	34-42
10/21	Bills	S	W	37-5
10/28	at Raiders	S	W	42-28
11/11	Jaguars	S	W	29-26
11/18	Titans	S	W	38-10
11/25	Dolphins	S	W	27-24
12/02	at Jaguars	S	L	0-6
12/09	at Texans	S	W	24-21
12/16	Cowboys	S	W	23-0
12/23	Giants	S	W	28-27
12/30	at Titans	S	W	33-17
<b>2018 TOTALS</b>		<b>15-13</b>	<b>10-6</b>	

+ - Overtime

## 2019 GAME-BY-GAME REGULAR SEASON STATISTICS (COLTS)

DATE	OPPONENT	P/S	W/L	SCORE
09/08	at Chargers	S	L	24-30+
09/15	at Titans	S	W	19-17
09/22	Falcons	S	W	27-24
09/29	Raiders	S	L	24-31
10/06	at Chiefs	S	W	19-13
10/20	Texans	S	W	30-23
10/27	Broncos	S	W	15-13
11/03	at Steelers	S	L	24-26
11/10	Dolphins	S	L	12-16
11/17	Jaguars	S	W	33-13
11/21	at Texans	S	L	17-20
12/01	Titans	S	L	17-31
12/08	at Buccaneers	S	L	35-38
12/16	at Saints	S	L	7-34
12/22	Panthers	S	W	38-6
12/29	at Jaguars	S	L	20-38
<b>2019 TOTALS</b>		<b>16-16</b>	<b>7-9</b>	

+ - Overtime

## 2018 GAME-BY-GAME POSTSEASON STATISTICS (COLTS)

DATE	OPPONENT	P/S	W/L	SCORE
01/05	at Texans	S	W	21-7
01/12	at Chiefs	S	L	13-31
<b>2018 TOTALS</b>		<b>2-2</b>	<b>1-1</b>	





# 45 E.J. SPEED

LINEBACKER



6-3 • 224

NFL EXP: 2 (2nd Year with Colts)

BORN: 6/1/95



TARLETON STATE



Speed was selected by the Colts in the fifth round (164th overall) of the 2019 NFL Draft.

## DOWN THE STRETCH

**What is on your bucket list:** I want to go skydiving and snorkeling. I also want to start a shoe collection.

**Do you have any nicknames:** General, General-5, 5 and Speed. My last name is a nickname.

**Do you have a pregame ritual:** I eat pasta before each game. I pray and I also like to call family members before the game. I usually listen to Kodak and Kevin Gates.

**Who is your favorite artist:** Kevin Gates

**What is your favorite food:** Pasta

**What is your favorite movie:** "Get Rich or Die Trying"

**What is the best advice that you have ever gotten:** Hard work pays off.

**Who is your mentor:** My father is great at mentoring. Also, I really listen to anyone who has been through the situation I'm going through that is older. I tend to listen a lot to those people.

**What is one of your pet peeves:** I don't like people who talk a lot with no action.

**What are your hidden talents:** Cooking is definitely my hidden talent.

**What are your hobbies outside of football:** I am kind of a foodie. I like to restaurant hop.

**What is one thing you can't live without:** Prayer

**Who was your favorite athlete growing up:** Devin Hester



### STAYING CLOSE TO HOME

Like any high school football prospect, Speed had a tough decision to make. He was recruited by FBS schools, including Oklahoma State, Colorado and Colorado State. However, life for him changed his senior year. "My brother got diagnosed with cancer in December of my senior year in high school. So I decided to stay close to him with the chances that he would get over cancer and come and play with me at a closer school, about 45 minutes away from my house." Unfortunately, Speed's brother, Paul, passed in April of 2019. But Speed doesn't regret choosing a Division II school and thinks he is as prepared as any Division I athlete coming into the NFL. "I wouldn't say it was tough because we had a great strength and conditioning coach. We always lifted like DI athletes and trained like DI athletes."



### MAKING THE SWITCH

Speed has switched positions multiple times throughout his career. During his high school career at North Crowley (Texas) High School, he played quarterback and was named first-team all-district his senior year. When he arrived at Tarleton, he was converted to wide receiver and was redshirted. Then his sophomore year, he received a medical redshirt and finally ended up making the switch to linebacker in 2015. He credits his successful change in positions to his defensive coordinator at Tarleton State. "My defensive career started to blossom when Coach (Marcus) Patton got there. He did a great job of like teaching me the game – run fits, pass drops and tendencies."

### COLLEGE HIGHLIGHTS CONT...

13.0 tackles for loss, 6.0 sacks, three passes defended, one interception, five forced fumbles, two fumble recoveries and two blocked kicks. His five forced fumbles led the nation and he forced a career-high three forced fumbles at Eastern New Mexico.

- Played in seven games in 2015 and accumulated 16 tackles (four solo) and 2.0 tackles for loss.
- He received a medical redshirt in 2014 and missed the entire season. He converted from wide receiver to linebacker in the spring.
- Redshirted as a true freshman and converted to wide receiver after playing quarterback in high school.

### NFL HIGHLIGHTS

- Appeared in 12 games in 2019 and totaled six tackles (three solo), 1.0 tackle for loss and one special teams stop.

### COLLEGE HIGHLIGHTS

- Played in 35 games and totaled 231 tackles (118 solo), 36.0 tackles for loss, 11.5 sacks, 10 passes defended, three interceptions, eight forced fumbles, four fumble recoveries and three blocked kicks. He became the highest drafted player in Tarleton State history.
- In 2018, he earned Second Team All-LSC honors after he appeared in 12 games and recorded 106 tackles (55 solo), 12.5 tackles for loss, 5.0 sacks, five passes defended, one interception and two forced fumbles. He totaled 17 tackles (nine solo), half a tackle for loss and one interception at Minnesota State. Also finished with 15 tackles (11 solo), 2.0 tackles for loss, 1.0 sack and one forced fumble against Texas A&M-Commerce.
- Played in five games in 2017 after dealing with injuries and finished with 41 tackles (24 solo), 8.5 tackles for loss, half a sack, two passes defended, one interception, one forced fumble, two fumble recoveries and one blocked kick. He had a season-high 12 tackles against Delta State.
- In 2016, he was a Second Team All-LSC choice after appearing in 11 games and totaling 68 tackles (35 solo),

### PERSONAL

- Attended North Crowley High School in Fort Worth, Texas.
- Ranked a two-star prospect by *Rivals.com*.
- Named a Top-30 prospect in *Dave Campbell's Texas Football* magazine.
- As a senior, he was named First Team All-District after he passed for over 3,000 yards and rushed for 350 yards and one touchdown.
- Volunteered at numerous community events with the Colts in 2019, including the Colts Youth Football Camp, the Team Smile event, Lids for Kids and the Pros vs. GI Joes event.
- Majored in kinesiology.
- A native of Fort Worth, Texas.



### E.J. SPEED'S - NFL REGULAR SEASON STATISTICS

DATE	TEAM	GP	GS	TACKLES							INTERCEPTIONS					FUMBLES			ST				MISC						
				TK	S	A	TFL	YDS	SK	YDS	QBH	NO	YDS	LG	TD	PD	FF	FR	YDS	TK	S	A	FF	FR	S	A			
2019	Colts	12	0	6	3	3	1	1	0.0	0.0	0	0	0	0	0	0	0	0	0	0	0	0	1	1	0	0	0	0	0
<b>TOTALS</b>		<b>12</b>	<b>0</b>	<b>6</b>	<b>3</b>	<b>3</b>	<b>1</b>	<b>1</b>	<b>0.0</b>	<b>0.0</b>	<b>0</b>	<b>0</b>	<b>0</b>	<b>0</b>	<b>0</b>	<b>0</b>	<b>0</b>	<b>0</b>	<b>0</b>	<b>0</b>	<b>0</b>	<b>0</b>	<b>1</b>	<b>1</b>	<b>0</b>	<b>0</b>	<b>0</b>	<b>0</b>	<b>0</b>

### SINGLE-GAME HIGHS: DEFENSIVE

**Total Tackles** 6 vs. Oakland Raiders, Sep 29, 2019

**Tackles For Loss** 1 vs. Oakland Raiders, Sep 29, 2019

### 2019 GAME-BY-GAME REGULAR SEASON STATISTICS (COLTS)

DATE	OPPONENT	P/S	TACKLES							INTERCEPTIONS					FUMBLES			ST				MISC		W/L	SCORE							
			TK	S	A	SK	YDS	TFL	YDS	QBH	NO	YDS	LG	TD	PD	FF	FR	YDS	TK	S	A	FF	FR			S	A					
09/08	at Chargers		ON INACTIVE LIST																							L	24-30+					
09/15	at Titans	P	0	0	0	0.0	0.0	0	0	0	0	0	0	0	0	0	0	0	0	0	0	0	0	0	0	0	0	0	0	0	W	19-17
09/22	Falcons	P	0	0	0	0.0	0.0	0	0	0	0	0	0	0	0	0	0	0	0	0	0	0	0	0	0	0	0	0	0	0	W	27-24
09/29	Raiders	P	6	3	3	0.0	0.0	1	1	0	0	0	0	0	0	0	0	0	0	0	0	0	0	0	0	0	0	0	0	L	24-31	
10/06	at Chiefs	P	0	0	0	0.0	0.0	0	0	0	0	0	0	0	0	0	0	0	0	0	0	0	0	0	0	0	0	0	0	0	W	19-13
10/20	Texans	P	0	0	0	0.0	0.0	0	0	0	0	0	0	0	0	0	0	0	0	0	0	0	0	0	0	0	0	0	0	W	30-23	
10/27	Broncos	P	0	0	0	0.0	0.0	0	0	0	0	0	0	0	0	0	0	0	0	0	0	0	0	0	0	0	0	0	0	0	W	15-13
11/03	at Steelers	P	0	0	0	0.0	0.0	0	0	0	0	0	0	0	0	0	0	0	0	0	0	0	0	0	0	0	0	0	0	L	24-26	
11/10	Dolphins		INACTIVE																							L	12-16					
11/17	Jaguars	P	0	0	0	0.0	0.0	0	0	0	0	0	0	0	0	0	0	0	0	0	0	0	0	0	0	0	0	0	0	W	33-13	
11/21	at Texans	P	0	0	0	0.0	0.0	0	0	0	0	0	0	0	0	0	0	0	0	0	0	0	0	0	0	0	0	0	0	L	17-20	
12/01	Titans	P	0	0	0	0.0	0.0	0	0	0	0	0	0	0	0	0	0	0	0	0	0	0	0	0	0	0	0	0	0	L	17-31	
12/08	at Buccaneers		INACTIVE																							L	35-38					
12/16	at Saints		INACTIVE																							L	7-34					
12/22	Panthers	P	0	0	0	0.0	0.0	0	0	0	0	0	0	0	0	0	0	0	0	0	0	0	0	0	0	0	0	0	0	W	38-6	
12/29	at Jaguars	P	0	0	0	0.0	0.0	0	0	0	0	0	0	0	0	0	0	0	0	0	0	0	0	0	0	0	0	0	0	L	20-38	
<b>2019 TOTALS</b>		<b>12-0</b>	<b>6</b>	<b>3</b>	<b>3</b>	<b>0.0</b>	<b>0.0</b>	<b>1</b>	<b>1</b>	<b>0</b>	<b>0</b>	<b>0</b>	<b>0</b>	<b>0</b>	<b>0</b>	<b>0</b>	<b>0</b>	<b>0</b>	<b>0</b>	<b>0</b>	<b>0</b>	<b>0</b>	<b>0</b>	<b>0</b>	<b>0</b>	<b>0</b>	<b>0</b>	<b>0</b>	<b>0</b>	<b>7-9</b>		

+ - Overtime



# 90 GROVER STEWART

DEFENSIVE TACKLE



**6-4 • 315**

NFL EXP: 4 (4th Year with Colts)

BORN: 10/20/93



**ALBANY STATE**



Stewart was selected by the Colts in the fourth round (144th overall) of the 2017 NFL Draft.

## DOWN THE STRETCH

**Favorite team and/or athlete outside of football:** LeBron James

**Favorite musician and/or song:** Gucci Mane

**Hobbies outside of football:** Fishing, riding four wheelers and working on cars.

**What is something interesting about you that most people may not know:** In high school, I ran the 100 meters in track.

**Favorite food:** Wings and hamburgers

**Favorite vacation spot:** Pensacola, Fla.

**If you could have lunch with three people, living or dead, who would they be:** My grandma, my granddad and my son

**Favorite movie:** "Get Out"

**What is your pregame ritual:** I always look at my son's picture, because I know he's going to be my No. 1 fan and that pushes me.

**What is your main motivation as a player:** My son is my biggest motivation. I always know I didn't have much, so I want him to have it. That's pushing me.

**What's on your bucket list:** I want to go skydiving.

**What was your first job or your most unique job growing up:** I was a country guy so working in fields. I worked in a watermelon patch. In college my first real job was at a pecan mill pushing barrels.

**Did you have an important coach or mentor growing up:** My high school coach Dondrial Pinkins. He was the one that pushed me and made me open my eyes and realize everything.

**What's the one thing you couldn't live without:** My parents



### GROVER THE MECHANIC

When Stewart's not pushing around offensive linemen on the football field, he loves to be tinkering under the hood of an old car. "I love working on cars," Stewart said. "I used to always watch my dad work on cars, and I said, 'I need to figure out how to work on those just in case I have problems.'" But Stewart has taken his mechanical interest beyond just the ability to make a needed repair. These days he's looking to take old or damaged vehicles, fix them up and sell them for a profit. He worked on a Ford F-250 Lariat during the 2018 offseason.

### THREE-POINT STANCE SPRINTER

Believe it or not, Stewart dabbled in some sprinting in high school. He was a thrower on the track & field team but had surprising quickness for a big man. After sizing up the competition at one meet, Stewart decided he could take the field. "I was just checking out the guys and I was like, 'Yeah, I know I'm faster than them,'" he said. His coach gave him the go-ahead to give it a shot. "Everybody was looking at me on the start line. I didn't know how to use the blocks, so I got in a three-point stance. I want to say I was in first after the first 50 (meters), but towards the end they were passing by me. But I still came in third place."

### A KID FROM CAMILLA

Stewart is a self-proclaimed "country boy" from the small town of Camilla, Ga. (population 5,360). He's proud of his unlikely journey from a tiny community to the NFL and wants to help those that come after him. "It means a lot to me, because I'm opening doors to younger guys and the guys from back home," Stewart said. "They see me and I tell them, 'It doesn't matter where you're from. It's all about the hard work you put in and the decisions you make.' I want to say the biggest thing I did was make better decisions. Coming from there, I just tell the guys, 'Just keep your head up, stay focused on the goal.' I stayed focused and look what happened."



Camilla, Ga.

### NFL HIGHLIGHTS

- In three seasons with the Colts, has competed in 46 games (14 starts) and has totaled 70 tackles (34 solo), 8.0 tackles for loss, 3.0 sacks and one pass defended.
- In 2019, played in all 16 games (13 starts) and recorded 30 tackles (14 solo), 5.0 tackles for loss, 3.0 sacks and one pass defended. In Week 2 at Tennessee, he recorded four tackles (one solo), 1.0 tackle for loss and his first career sack. In Week 16 vs. Carolina, he tallied two solo tackles, 1.0 tackle for loss and 1.0 sack.
- Appeared in 15 games (one start) in 2018 and had 17 tackles (eight solo) and 2.0 tackles for loss. Made his first career start in Week 6 at the New York Jets. Played in two postseason contests and had two tackles (one solo) and half a sack.
- Competed in 15 games during his 2017 rookie season and totaled 23 tackles (12 solo) and 1.0 tackle for loss.

### COLLEGE HIGHLIGHTS

- Played in 39 games (19 starts) and totaled 141 tackles (90 solo), 35.5 tackles for loss, 27.0 sacks, five passes defended and two forced fumbles.
- Was a four-time First Team SIAC All-Conference honoree.
- Participated in the 2017 NFLPA Collegiate Bowl.
- Named the Most Valuable Player for football and the ASU Athlete of the Year at the 2016 Albany State sports banquet.
- Also was a member of the Albany State men's track and field team for three years, competing in the shot put and discus. Won the 2014 SIAC Championship as a member of the program.

### COLLEGE HIGHLIGHTS CONT...

- Started all nine games in 2016 and tallied 37 tackles (26 solo), 12.0 tackles for loss, 7.5 sacks, two passes defended and one forced fumble.
- Named the Most Valuable Player for football and the ASU Athlete of the Year at the Albany State sports banquet.
- Earned First Team SIAC All-Conference honors in 2016.
- Started all 10 games in 2015 and totaled 29 tackles (19 solo), 15.0 tackles for loss, 7.0 sacks and one pass defended.
- Earned First Team SIAC All-Conference honors in 2015.
- Saw action in all 10 games in 2014 and registered 39 tackles (24 solo) and 7.5 sacks.
- Earned First Team SIAC All-Conference honors in 2014.
- In 2013, participated in all 10 games and compiled 36 tackles (21 solo), 8.5 tackles for loss, 5.0 sacks, two passes defended and one forced fumble.
- Earned First Team SIAC All-Conference honors in 2013.

### PERSONAL

- Attended Mitchell County High School in Camilla, Ga. where he played football and participated in track.
- Earned his bachelor's degree in criminal justice from Albany State in December of 2016.
- A native of Camilla, Ga.



### GROVER STEWART'S - NFL REGULAR SEASON STATISTICS

DATE	TEAM	GP	GS	TACKLES								INTERCEPTIONS					FUMBLES			ST				MISC			
				TK	S	A	TFL	YDS	SK	YDS	QBH	NO	YDS	LG	TD	PD	FF	FR	YDS	TK	S	A	FF	FR	S	A	
2017	Colts	15	0	23	12	11	1	6	0.0	0.0	0	0	0	0	0	0	0	0	0	0	0	0	0	0	0	0	0
2018	Colts	15	1	17	8	9	2	5	0.0	0.0	0	0	0	0	0	0	0	0	0	0	0	0	0	0	0	0	0
2019	Colts	16	13	30	14	16	5	32	3.0	29.0	5	0	0	0	0	1	0	0	0	0	0	0	0	0	0	0	0
<b>TOTALS</b>		<b>46</b>	<b>14</b>	<b>70</b>	<b>34</b>	<b>36</b>	<b>8</b>	<b>43</b>	<b>3.0</b>	<b>29.0</b>	<b>5</b>	<b>0</b>	<b>0</b>	<b>0</b>	<b>0</b>	<b>1</b>	<b>0</b>	<b>0</b>	<b>0</b>	<b>0</b>	<b>0</b>	<b>0</b>	<b>0</b>	<b>0</b>	<b>0</b>	<b>0</b>	<b>0</b>

### GROVER STEWART'S - NFL POSTSEASON STATISTICS

DATE	TEAM	GP	GS	TACKLES								INTERCEPTIONS					FUMBLES			ST				MISC			
				TK	S	A	TFL	YDS	SK	YDS	QBH	NO	YDS	LG	TD	PD	FF	FR	YDS	TK	S	A	FF	FR	S	A	
2018	Colts	2	0	2	1	1	0	0	0.5	0.0	1	0	0	0	0	0	0	0	0	0	0	0	0	0	0	0	0
<b>TOTALS</b>		<b>2</b>	<b>0</b>	<b>2</b>	<b>1</b>	<b>1</b>	<b>0</b>	<b>0</b>	<b>0.5</b>	<b>0.0</b>	<b>1</b>	<b>0</b>	<b>0</b>	<b>0</b>	<b>0</b>	<b>0</b>	<b>0</b>	<b>0</b>	<b>0</b>	<b>0</b>	<b>0</b>	<b>0</b>	<b>0</b>	<b>0</b>	<b>0</b>	<b>0</b>	<b>0</b>

### SINGLE-GAME HIGHS: DEFENSIVE

**Total Tackles** 5 at Pittsburgh Steelers, Nov 03, 2019  
4 vs. Miami Dolphins, Nov 10, 2019  
...6 more at 4.

**Passes Defended** 1 vs. Jacksonville Jaguars, Nov 17, 2019  
**Tackles For Loss** 1 vs. Carolina Panthers, Dec 22, 2019  
...7 more at 1.

**Sacks** 1.0 vs. Carolina Panthers, Dec 22, 2019  
...2 more at 1.0.

### SINGLE-GAME HIGHS - POSTSEASON: DEFENSIVE

**Total Tackles** 1 at Houston Texans, Jan 05, 2019

**Sacks** 0.5 at Houston Texans, Jan 05, 2019

### 2017 GAME-BY-GAME REGULAR SEASON STATISTICS (COLTS)

DATE	OPPONENT	P/S	TACKLES								INTERCEPTIONS					FUMBLES			ST				MISC		W/L	SCORE		
			TK	S	A	SK	YDS	TFL	YDS	QBH	NO	YDS	LG	TD	PD	FF	FR	YDS	TK	S	A	FF	FR	S			A	
09/10	at Rams		INACTIVE																							L	9-46	
09/17	Cardinals	P	0	0	0	0	0	0	0	0	0	0	0	0	0	0	0	0	0	0	0	0	0	0	0	0	L	13-16+
09/24	Browns	P	0	0	0	0	0	0	0	0	0	0	0	0	0	0	0	0	0	0	0	0	0	0	0	0	W	31-28
10/01	at Seahawks	P	1	0	1	0	0	0	0	0	0	0	0	0	0	0	0	0	0	0	0	0	0	0	0	L	18-46	
10/08	49ers	P	0	0	0	0	0	0	0	0	0	0	0	0	0	0	0	0	0	0	0	0	0	0	0	W	26-23+	
10/16	at Titans	P	1	1	0	0	0	0	0	0	0	0	0	0	0	0	0	0	0	0	0	0	0	0	0	L	22-36	
10/22	Jaguars	P	4	2	2	0	0	1	6	0	0	0	0	0	0	0	0	0	0	0	0	0	0	0	0	L	0-27	
10/29	at Bengals	P	0	0	0	0	0	0	0	0	0	0	0	0	0	0	0	0	0	0	0	0	0	0	0	L	23-24	
11/05	at Texans	P	2	1	1	0	0	0	0	0	0	0	0	0	0	0	0	0	0	0	0	0	0	0	0	W	20-14	
11/12	Steelers	P	1	0	1	0	0	0	0	0	0	0	0	0	0	0	0	0	0	0	0	0	0	0	0	L	17-20	
11/26	Titans	P	2	1	1	0	0	0	0	0	0	0	0	0	0	0	0	0	0	0	0	0	0	0	0	L	16-20	
12/03	at Jaguars	P	0	0	0	0	0	0	0	0	0	0	0	0	0	0	0	0	0	0	0	0	0	0	0	L	10-30	
12/10	at Bills	P	4	4	0	0	0	0	0	0	0	0	0	0	0	0	0	0	0	0	0	0	0	0	0	L	7-13+	
12/14	Broncos	P	4	1	3	0	0	0	0	0	0	0	0	0	0	0	0	0	0	0	0	0	0	0	0	L	13-25	
12/23	at Ravens	P	1	1	0	0	0	0	0	0	0	0	0	0	0	0	0	0	0	0	0	0	0	0	0	L	16-23	
12/31	Texans	P	3	1	2	0	0	0	0	0	0	0	0	0	0	0	0	0	0	0	0	0	0	0	0	W	22-13	
<b>2017 TOTALS</b>		<b>15-0</b>	<b>23</b>	<b>12</b>	<b>11</b>	<b>0.0</b>	<b>0.0</b>	<b>1</b>	<b>6</b>	<b>0</b>	<b>0</b>	<b>0</b>	<b>0</b>	<b>0</b>	<b>0</b>	<b>0</b>	<b>0</b>	<b>0</b>	<b>0</b>	<b>0</b>	<b>0</b>	<b>0</b>	<b>0</b>	<b>0</b>	<b>0</b>	<b>0</b>	<b>4-12</b>	

+- Overtime





**6-2 • 195**  
NFL EXP: 2 (2nd Year with Colts)  
BORN: 8/2/96



USC



Tell III was selected by the Colts in the fifth round (144th overall) of the 2019 NFL Draft.

## DOWN THE STRETCH

**Bucket list:** I want to go to every country in the world.

**Pregame ritual:** I need my music in my headphones. The music I choose is just based on how I am feeling that day.

**Nicknames:** Vell

**Favorite food:** Fruit

**Strangest thing that you have eaten:** Boba

**What is the best advice you've ever gotten:** It is not a loss, it's a lesson.

**Mentor:** My dad

**Pet peeves:** I don't like getting lied to.

**Hidden talents:** I am a pretty good fisher.

**What is one thing you can't live without:** Music

**Karaoke song:** Probably something by 50 Cent.

**Favorite athlete growing up:** Mike Vick. He is why I wore seven.

**Hobbies outside of football:** I like going to the movies and just relaxing with friends.

### *FOLLOWING IN HIS FATHER'S FOOTSTEPS*

Tell obviously wants to have a successful NFL career, but he took the steps in college to help with his life after football. His father worked in the real estate business growing up and Tell took an interest in it as well. "I just love the idea of owning land," Tell said. Tell took that interest to the next step and did a summer internship with Westar Associates in Costa Mesa, Calif. "It was a great opportunity. I learned a lot from those guys." He also likes that the real estate business will always be around. "A lot of jobs are here one day and gone the next, but as long as we are alive and breathing there will be land."





### TELL THE WORLD FOUNDATION

Tell wants to encourage healthy eating and living for children. He has established the Tell the World Foundation with the mission to help professionals, families and communities take actions toward healthy eating choices and positive physical activity. The motto for the foundation is simple and to the point: healthy eating, healthy living.

### NFL HIGHLIGHTS

- Appeared in 13 games (one start) in 2019 and had 22 tackles (19 solo), five passes defended, one forced fumble and four special teams stops. In Week 9 at Pittsburgh, he totaled four solo tackles, one pass defended and one forced fumble. In Week 11 vs. Jacksonville, he had a career-high five solo tackles and a career-high three passes defended.

### COLLEGE HIGHLIGHTS

- Played in 37 career games (29 starts) at USC and recorded 221 tackles (127 solo), 5.5 tackles for loss, 1.0 sack, 18 passes defended, five interceptions (one returned for a touchdown), one forced fumble, one fumble recovery and one blocked kick.
- As a team captain his senior year, he appeared in 10 games and tallied 57 tackles (39 solo), 1.0 tackle for loss, six passes defended, one interception, one forced fumble and one blocked kick. He was an All-Pac-12 honorable mention selection. Earned Pac-12 Special Teams Player of the Week honors after totaling four tackles, 1.0 tackle for loss, one interception and a blocked field goal at Arizona.
- In 2017, he was named an All-Pac-12 first-team choice after he started all 14 games for the Trojans and finished third on the team in tackles with 85 (42 solo) and added 2.5 tackles for loss, 1.0 sack, five passes defended, three interceptions (one returned for a touchdown) and one fumble recovery.
- As a sophomore, he started all 13 games and recorded 43 tackles (27 solo), 2.0 tackles for loss, three passes defended and one interception.
- In 2015, he played in 10 games (two starts) and tallied 36 tackles (19 solo), 1.0 tackle for loss and four passes defended.

### PERSONAL

- Attended Crespi High School in Encino, Calif.
- Was named to the 2014 PrepStar All-American Dream Team, *USA Today* All-California, Cal-Hi Sports All-State second-team, *Orange County Register* Feb 15 first-team, *Tacoma News Tribune* Western 100, All-CIF Pac 5 Division and *Los Angeles Daily News* All-Area second-team in his senior year as he played both safety and wide receiver.
- Tallied 54 tackles, 5.0 tackles for loss, eight passes defended and one interception on defense and compiled 15 receptions for 251 yards and three touchdowns on offense his senior year.
- As a junior, he made 41 tackles, two interceptions and two passes defended on defense and 15 receptions for 253 yards and three touchdowns at receiver. He was named to the Cal-Hi Sports All-State Junior second-team.
- Recorded 52 tackles and one interception as a sophomore.
- Participated in the 2019 Lids for Kids event.
- Majored in real estate development at USC.
- A native of Pasadena, Calif.

### MARVELL TELL III'S - NFL REGULAR SEASON STATISTICS

DATE	TEAM	GP	GS	TACKLES							QBH	INTERCEPTIONS					FUMBLES			ST				MISC		
				TK	S	A	TFL	YDS	SK	YDS		NO	YDS	LG	TD	PD	FF	FR	YDS	TK	S	A	FF		FR	S
2019	Colts	13	1	22	19	3	0	0	0.0	0.0	0	0	0	0	0	5	1	0	0	4	4	0	0	0	0	0
<b>TOTALS</b>		<b>13</b>	<b>1</b>	<b>22</b>	<b>19</b>	<b>3</b>	<b>0</b>	<b>0</b>	<b>0.0</b>	<b>0.0</b>	<b>0</b>	<b>0</b>	<b>0</b>	<b>0</b>	<b>0</b>	<b>5</b>	<b>1</b>	<b>0</b>	<b>0</b>	<b>4</b>	<b>4</b>	<b>0</b>	<b>0</b>	<b>0</b>	<b>0</b>	<b>0</b>





### SINGLE-GAME HIGHS: DEFENSIVE

**Total Tackles** 5 vs. Jacksonville Jaguars, Nov 17, 2019  
4 at Houston Texans, Nov 21, 2019  
...1 more at 4.

**Forced Fumbles** 1 at Pittsburgh Steelers, Nov 03, 2019  
**Special Teams Tackles** 1 at Tampa Bay Buccaneers, Dec 08, 2019  
...1 more at 1.

**Passes Defensed** 3 vs. Jacksonville Jaguars, Nov 17, 2019  
1 vs. Miami Dolphins, Nov 10, 2019  
...1 more at 1.

### 2019 GAME-BY-GAME REGULAR SEASON STATISTICS (COLTS)

DATE	OPPONENT	P/S	TACKLES							INTERCEPTIONS				FUMBLES			ST				MISC		W/L	SCORE				
			TK	S	A	SK	YDS	TFL	YDS	QBH	NO	YDS	LG	TD	PD	FF	FR	YDS	TK	S	A	FF			FR	S	A	
09/08	at Chargers																									L	24-30+	
09/15	at Titans																										W	19-17
09/22	Falcons																										W	27-24
09/29	Raiders	P	0	0	0	0.0	0.0	0	0	0	0	0	0	0	0	0	0	0	0	0	0	0	0	0	0	0	L	24-31
10/06	at Chiefs	P	0	0	0	0.0	0.0	0	0	0	0	0	0	0	0	0	0	0	0	0	0	0	0	0	0	0	W	19-13
10/20	Texans	P	0	0	0	0.0	0.0	0	0	0	0	0	0	0	0	0	0	1	1	0	0	0	0	0	0	0	W	30-23
10/27	Broncos	P	3	2	1	0.0	0.0	0	0	0	0	0	0	0	0	0	0	0	0	0	0	0	0	0	0	0	W	15-13
11/03	at Steelers	P	4	4	0	0.0	0.0	0	0	0	0	0	0	0	1	1	0	0	0	0	0	0	0	0	0	0	L	24-26
11/10	Dolphins	P	3	2	1	0.0	0.0	0	0	0	0	0	0	0	0	1	0	0	0	0	0	0	0	0	0	0	L	12-16
11/17	Jaguars	S	5	5	0	0.0	0.0	0	0	0	0	0	0	0	0	3	0	0	0	0	0	0	0	0	0	0	W	33-13
11/21	at Texans	P	4	4	0	0.0	0.0	0	0	0	0	0	0	0	0	0	0	0	0	0	0	0	0	0	0	0	L	17-20
12/01	Titans	P	0	0	0	0.0	0.0	0	0	0	0	0	0	0	0	0	0	0	0	0	0	0	0	0	0	0	L	17-31
12/08	at Buccaneers	P	0	0	0	0.0	0.0	0	0	0	0	0	0	0	0	0	0	0	1	1	0	0	0	0	0	0	L	35-38
12/16	at Saints	P	2	1	1	0.0	0.0	0	0	0	0	0	0	0	0	0	0	0	0	0	0	0	0	0	0	0	L	7-34
12/22	Panthers	P	0	0	0	0.0	0.0	0	0	0	0	0	0	0	0	0	0	0	0	0	0	0	0	0	0	0	W	38-6
12/29	at Jaguars	P	1	1	0	0.0	0.0	0	0	0	0	0	0	0	0	0	0	0	2	2	0	0	0	0	0	0	L	20-38
<b>2019 TOTALS</b>		<b>13-1</b>	<b>22</b>	<b>19</b>	<b>3</b>	<b>0.0</b>	<b>0.0</b>	<b>0</b>	<b>0</b>	<b>0</b>	<b>0</b>	<b>0</b>	<b>0</b>	<b>5</b>	<b>1</b>	<b>0</b>	<b>0</b>	<b>4</b>	<b>4</b>	<b>0</b>	<b>0</b>	<b>0</b>	<b>0</b>	<b>0</b>	<b>0</b>	<b>7-9</b>		

+ - Overtime



# 57 KEMOKO TURAY

DEFENSIVE END



(Ka-mo-ko Tur-ay)

6-5 • 248

NFL EXP: 3 (3rd Year with Colts)

BORN: 7/11/95

**R** RUTGERS



Turay was selected by the Colts in the second round (52nd overall) of the 2018 NFL Draft.

## DOWN THE STRETCH

**Pregame rituals:** Before games I usually take the time to listen to music or motivational speakers, such as Eric Thomas and Muhammad Ali. I like to listen to anybody that had influence in the sports world and had a motivational impact on a lot of kids. I also pray everytime before a game.

**What is one of your best accomplishments:** I graduated with a major in information technology and informatics. I'm just trying to be the best player I can be on and off the field and learn from a player like Robert Mathis. I want to help kids and give back to my community and impact other people's lives. In addition to football, I want to keep getting better and looking for more jobs for myself.

**Favorite TV show:** I like watching "Flash," "Arrow," "Game of Thrones" and "Power."

**Favorite Movie:** "Happy Feet"

**Favorite Food:** Pizza and chicken

**Strange food you like:** An African food called Fufu. It's bashed up bananas and you create a soup with it and eat it with chicken or beef.

**Best advice you've ever been given:** God will help those who help themselves. Everybody has a different GPS and a different route in life, so you can't compare yourself to anybody else. Everybody is destined for different things.

**If you could have dinner with three people, who would you invite:** I'd bring my mom, Nelson Mandela and Muhammad Ali.

**Which players have you looked up to:** I looked up to Jason Pierre-Paul when I first came out. Then it went to DeMarcus Ware and Von Miller. From that, now I'm looking up to Robert Mathis and taking his advice and watching Dwight Freeney. I watch great pass rushers and critique their game and bring it out to myself.

**What do you want people to know about you:** I just want to learn a lot. I stick to my religion and treat everybody equally. Everybody is still human, no matter how successful they are. I follow my religion, and don't do anything that's detrimental to my health or performance.

@KTURAY\_58

@K\_TURAY58



(Ka-mo-ko Tur-ay)

### UNCONVENTIONAL PATH TO THE NFL

Turay was born in Guinea, a country located in West Africa, before immigrating to America with his parents at three years old. After injuring his ankle in his first season trying football as a freshman at East Orange Campus (N.J.) High School, Turay's parents transferred him to Newark Tech, a school that did not have football in fear of him playing the sport. Turay focused on basketball as a sophomore and junior but did not garner Division I scholarships for his ability. The head football coach from nearby Barringer High School noticed Turay play basketball and urged Turay to give football one more shot and another coach offered to pay Turay's college tuition if he transferred to Barringer and played football but did not receive a scholarship. Turay transferred to Barringer as a rising senior and participated in summer football camps at Temple and Rutgers. Despite not having any film or varsity experience, Rutgers offered him a scholarship on the spot because of his amazing athletic potential. In his only season playing varsity football, Turay tallied a state-leading 19.0 sacks and helped the school break a 26-year playoff drought before heading off to Rutgers.



### THE KOMODO DRAGON

One of the nicknames Turay acquired at Rutgers was, 'The Komodo Dragon.' According to "Smithsonian's National Zoo Conservation & Biology Institute," Komodo dragons are the largest, heaviest lizards in the world — and one of the few with a venomous bite. These stealthy, powerful hunters rely on their sense of smell to detect food, using their long, forked tongues to sample the air. They can spend hours waiting for a sizable meal to wander within range before launching a deadly attack with their large, curved and serrated teeth. "I see why they call me that," Turay said. "Komoko is a similar name to Komodo and I'm also long, bendy and can attack. I admire that dragons can do a lot of things and I like the nickname."



### NFL HIGHLIGHTS

- In two seasons with the Colts, has played in 18 games (three starts) and has totaled 20 tackles (13 solo), 1.0 tackle for loss, 5.5 sacks and two forced fumbles. Has appeared in two postseason contests and had two solo tackles and 1.0 tackle for loss.
- In 2019, he appeared in four games and tallied five tackles (two solo), 1.5 sacks and one forced fumble.
- Played in 14 games (three starts) in 2018, totaling 15 tackles (11 solo), 1.0 tackle for loss, 4.0 sacks and one forced fumble. In Week 3 at Philadelphia, he recorded his first career sack. In Week 6 at the New York Jets, he made his first career start. Had three solo tackles, 1.0 sack and a forced fumble in Week 7 vs. Buffalo. Appeared in two postseason contests and had two solo tackles and 1.0 tackle for loss.

### COLLEGE HIGHLIGHTS

- Played in 44 games (10 starts) in four seasons (2014-17) as a defensive lineman at Rutgers.
- Totaled 103 tackles (54 solo), 20.5 tackles for loss, 15.5 sacks, three blocked kicks, four passes defended, one forced fumble and three fumble recoveries (one returned for a touchdown).
- As a senior in 2017, played in all 12 games (nine starts) at defensive end for the Scarlet Knights. Registered a career-best 65 tackles (28 solo), a team-high 7.0 tackles for loss, 4.0 sacks, one pass defended, one forced fumble and two fumble recoveries.
- Earned an invitation to the 2018 Senior Bowl.
- Played in eight games on the defensive line in 2016 and tallied three solo tackles, 2.0 tackles for loss and 2.0 sacks.
- Appeared in 11 games (one start) at defensive end in 2015 and totaled nine tackles (eight solo), 3.0 tackles for loss, 2.0 sacks and two passes defended. Also recovered one fumble on an errant punt snap and returned the ball 26 yards for a touchdown in a comeback win at Indiana (10/17).
- As a redshirt freshman in 2014, played in all 13 games at defensive end. Led the team and ranked tied for seventh in the Big Ten with 7.5 sacks.
- Tied for the nation's lead with three blocked kicks.
- Redshirted and did not see game action in 2013.



@KTURAY\_58



@K\_TURAY58

# 57 KEMOKO TURAY

DEFENSIVE END



(Ka-mo-ko Tur-ay)

## PERSONAL

- Attended Barringer High School in Newark, N.J., where he helped guide the football team to the playoffs for the first time in 26 years.
- Named a Third Team All-State selection by the *Star-Ledger*.
- Led the state of New Jersey with 19.0 sacks as a senior.
- Also recorded 105 tackles, 28.0 tackles for loss and four forced fumbles.
- Did not play football as a sophomore or junior.
- NJSIAA North II, Group I spring track and field champion in the triple jump and long jump as a junior.
- Also played high school basketball.
- Graduated with a degree in information technology and informatics at Rutgers.
- Earned the Academic Excellence Award at the Rutgers team banquet for being the team's most elite scholar-athlete in 2017. Also was named to the Academic All-Big Ten list.

## KEMOKO TURAY'S - NFL REGULAR SEASON STATISTICS

DATE	TEAM	GP	GS	TACKLES							INTERCEPTIONS					FUMBLES			ST			MISC						
				TK	S	A	TFL	YDS	SK	YDS	QBH	NO	YDS	LG	TD	PD	FF	FR	YDS	TK	S	A	FF	FR	S	A		
2018	Colts	14	3	15	11	4	1	2	4.0	7.5	13	0	0	0	0	0	1	0	0	0	0	0	0	0	0	0	0	0
2019	Colts	4	0	5	2	3	0	0	1.5	12.0	5	0	0	0	0	0	1	0	0	0	0	0	0	0	0	0	0	0
<b>TOTALS</b>		<b>18</b>	<b>3</b>	<b>20</b>	<b>13</b>	<b>7</b>	<b>1</b>	<b>2</b>	<b>5.5</b>	<b>19.5</b>	<b>18</b>	<b>0</b>	<b>0</b>	<b>0</b>	<b>0</b>	<b>0</b>	<b>2</b>	<b>0</b>	<b>0</b>	<b>0</b>	<b>0</b>	<b>0</b>	<b>0</b>	<b>0</b>	<b>0</b>	<b>0</b>	<b>0</b>	<b>0</b>

## KEMOKO TURAY'S - NFL POSTSEASON STATISTICS

DATE	TEAM	GP	GS	TACKLES							INTERCEPTIONS					FUMBLES			ST			MISC						
				TK	S	A	TFL	YDS	SK	YDS	QBH	NO	YDS	LG	TD	PD	FF	FR	YDS	TK	S	A	FF	FR	S	A		
2018	Colts	2	0	2	2	0	1	2	0.0	0.0	0	0	0	0	0	0	0	0	0	0	0	0	0	0	0	0	0	0
<b>TOTALS</b>		<b>2</b>	<b>0</b>	<b>2</b>	<b>2</b>	<b>0</b>	<b>1</b>	<b>2</b>	<b>0.0</b>	<b>0.0</b>	<b>0</b>	<b>0</b>	<b>0</b>	<b>0</b>	<b>0</b>	<b>0</b>	<b>0</b>	<b>0</b>	<b>0</b>	<b>0</b>	<b>0</b>	<b>0</b>	<b>0</b>	<b>0</b>	<b>0</b>	<b>0</b>	<b>0</b>	<b>0</b>

## SINGLE-GAME HIGHS: DEFENSIVE

**Total Tackles** 3 vs. Buffalo Bills, Oct 21, 2018  
...1 more at 3.

**Sacks** 1.5 at Philadelphia Eagles, Sep 23, 2018  
1.0 at Los Angeles Chargers, Sep 08, 2019  
...2 more at 1.0.

**Forced Fumbles** 1 at Los Angeles Chargers, Sep 08, 2019  
...1 more at 1.

**Tackles For Loss** 1 vs. Tennessee Titans, Nov 18, 2018

## SINGLE-GAME HIGHS - POSTSEASON: DEFENSIVE

**Tackles For Loss** 1 at Houston Texans, Jan 05, 2019



@KTURAY\_58



@K\_TURAY58



### 2018 GAME-BY-GAME REGULAR SEASON STATISTICS (COLTS)

DATE	OPPONENT	P/S	TACKLES							INTERCEPTIONS				FUMBLES			ST			MISC		W/L	SCORE			
			TK	S	A	SK	YDS	TFL	YDS	QBH	NO	YDS	LG	TD	PD	FF	FR	YDS	TK	S	A			FF	FR	S
09/09	Bengals	P	0	0	0	0.0	0.0	0	0	0	0	0	0	0	0	0	0	0	0	0	0	0	0	0	L	23-34
09/16	at Washington	P	3	2	1	0.0	0.0	0	0	0	0	0	0	0	0	0	0	0	0	0	0	0	0	0	W	21-9
09/23	at Eagles	P	2	1	1	1.5	1.5	0	0	0	2	0	0	0	0	0	0	0	0	0	0	0	0	0	L	16-20
09/30	Texans	P	1	0	1	0.5	4.0	0	0	0	2	0	0	0	0	0	0	0	0	0	0	0	0	0	L	34-37+
10/04	at Patriots	P	0	0	0	0.0	0.0	0	0	0	1	0	0	0	0	0	0	0	0	0	0	0	0	0	L	24-38
10/14	at Jets	S	2	1	1	0.0	0.0	0	0	0	0	0	0	0	0	0	0	0	0	0	0	0	0	0	L	34-42
10/21	Bills	S	3	3	0	1.0	0.0	0	0	0	3	0	0	0	0	0	1	0	0	0	0	0	0	0	W	37-5
10/28	at Raiders	S	1	1	0	0.0	0.0	0	0	0	0	0	0	0	0	0	0	0	0	0	0	0	0	0	W	42-28
11/11	Jaguars																							W	29-26	
11/18	Titans	P	1	1	0	1.0	2.0	1	2	3	0	0	0	0	0	0	0	0	0	0	0	0	0	0	W	38-10
11/25	Dolphins	P	0	0	0	0.0	0.0	0	0	0	1	0	0	0	0	0	0	0	0	0	0	0	0	0	W	27-24
12/02	at Jaguars	P	1	1	0	0.0	0.0	0	0	0	0	0	0	0	0	0	0	0	0	0	0	0	0	0	L	0-6
12/09	at Texans	P	1	1	0	0.0	0.0	0	0	0	0	0	0	0	0	0	0	0	0	0	0	0	0	0	W	24-21
12/16	Cowboys																							W	23-0	
12/23	Giants	P	0	0	0	0.0	0.0	0	0	0	1	0	0	0	0	0	0	0	0	0	0	0	0	0	W	28-27
12/30	at Titans	P	0	0	0	0.0	0.0	0	0	0	0	0	0	0	0	0	0	0	0	0	0	0	0	0	W	33-17
<b>2018 TOTALS</b>		<b>14-3</b>	<b>15</b>	<b>11</b>	<b>4</b>	<b>4.0</b>	<b>7.5</b>	<b>1</b>	<b>2</b>	<b>13</b>	<b>0</b>	<b>0</b>	<b>0</b>	<b>0</b>	<b>0</b>	<b>1</b>	<b>0</b>	<b>0</b>	<b>0</b>	<b>0</b>	<b>0</b>	<b>0</b>	<b>0</b>	<b>10-6</b>		

+ - Overtime

### 2019 GAME-BY-GAME REGULAR SEASON STATISTICS (COLTS)

DATE	OPPONENT	P/S	TACKLES							INTERCEPTIONS				FUMBLES			ST			MISC		W/L	SCORE			
			TK	S	A	SK	YDS	TFL	YDS	QBH	NO	YDS	LG	TD	PD	FF	FR	YDS	TK	S	A			FF	FR	S
09/08	at Chargers	P	2	1	1	1.0	7.0	0	0	1	0	0	0	0	0	1	0	0	0	0	0	0	0	0	L	24-30+
09/15	at Titans																							W	19-17	
09/22	Falcons	P	0	0	0	0.0	0.0	0	0	0	1	0	0	0	0	0	0	0	0	0	0	0	0	0	W	27-24
09/29	Raiders	P	1	1	0	0.0	0.0	0	0	0	0	0	0	0	0	0	0	0	0	0	0	0	0	0	L	24-31
10/06	at Chiefs	P	2	0	2	0.5	5.0	0	0	3	0	0	0	0	0	0	0	0	0	0	0	0	0	0	W	19-13
10/20	Texans																							W	30-23	
10/27	Broncos																							W	15-13	
11/03	at Steelers																							L	24-26	
11/10	Dolphins																							L	12-16	
11/17	Jaguars																							W	33-13	
11/21	at Texans																							L	17-20	
12/01	Titans																							L	17-31	
12/08	at Buccaneers																							L	35-38	
12/16	at Saints																							L	7-34	
12/22	Panthers																							W	38-6	
12/29	at Jaguars																							L	20-38	
<b>2019 TOTALS</b>		<b>4-0</b>	<b>5</b>	<b>2</b>	<b>3</b>	<b>1.5</b>	<b>12.0</b>	<b>0</b>	<b>0</b>	<b>5</b>	<b>0</b>	<b>0</b>	<b>0</b>	<b>0</b>	<b>0</b>	<b>1</b>	<b>0</b>	<b>0</b>	<b>0</b>	<b>0</b>	<b>0</b>	<b>0</b>	<b>0</b>	<b>7-9</b>		

+ - Overtime

### 2018 GAME-BY-GAME POSTSEASON STATISTICS (COLTS)

DATE	OPPONENT	P/S	TACKLES							INTERCEPTIONS				FUMBLES			ST			MISC		W/L	SCORE			
			TK	S	A	SK	YDS	TFL	YDS	QBH	NO	YDS	LG	TD	PD	FF	FR	YDS	TK	S	A			FF	FR	S
01/05	at Texans	P	2	2	0	0.0	0.0	1	2	0	0	0	0	0	0	0	0	0	0	0	0	0	0	0	W	21-7
01/12	at Chiefs	P	0	0	0	0.0	0.0	0	0	0	0	0	0	0	0	0	0	0	0	0	0	0	0	0	L	13-31
<b>2018 TOTALS</b>		<b>2-0</b>	<b>2</b>	<b>2</b>	<b>0</b>	<b>0.0</b>	<b>0.0</b>	<b>1</b>	<b>2</b>	<b>0</b>	<b>0</b>	<b>0</b>	<b>0</b>	<b>0</b>	<b>0</b>	<b>0</b>	<b>0</b>	<b>0</b>	<b>0</b>	<b>0</b>	<b>0</b>	<b>0</b>	<b>0</b>	<b>1-1</b>		



# 54 ANTHONY WALKER

LINEBACKER



6-1 • 230

NFL EXP: 4 (4th Year with Colts)

BORN: 8/8/95



NORTHWESTERN



Walker was selected by the Colts in the fifth round (161st overall) of the 2017 NFL Draft.

## DOWN THE STRETCH

**Favorite team and/or athlete outside of football:** Dwyane Wade

**Favorite musician and/or song:** Phil Collins - "In The Air Tonight"

**Hobbies outside of football:** Video games and Netflix

**What is something interesting about you that most people may not know:** I ran track and made it to the Junior Olympics every year. I placed in the 400 meters as well.

**Favorite food:** Chicken

**Favorite vacation spot:** Cancun

**If you could have lunch with three people, living or dead, who would they be:** Dwyane Wade, Jay-Z and Malcolm X

**Favorite movie:** "Remember The Titans" or "Friday Night Lights"

**What's the one thing you couldn't live without:** My phone

**Pregame ritual:** I get to the stadium early, I do stuff as far as taking care of my body. I have to play "Go Crazy" by Young Jeezy when I take my lap around the field. I do my stretching routine and then come back and try to get my mind right.

**What's on your bucket list:** I want to take my family on a 50-day around the world expedition.

**Did you have a "welcome to the NFL" moment:** Yeah, I would say during camp in 2017 and I was in coverage when we had a joint practice with the Lions. Matt Stafford's center got pushed right into him and he was on one foot and side armed a dig route perfectly. I was like, "Did anybody see that?" Everybody said that was normal.

**Karaoke song:** John Legend - "So High"

**Pet peeve:** Getting woken up from my sleep.

# 54 ANTHONY WALKER

LINEBACKER




## HE'S HEATING UP

Following his rookie season with the Colts in 2017, Walker returned to his hometown of Miami, where he spent a month as an intern for the Miami Heat, learning about the business operations side of professional sports. "For me, it's about trying to get the other side of sports," Walker said. "Football's going to end for me at some point. I want to be able to use the networks I have now to help me in the future for when I do need to find something else to do with my life." Walker got connected with the team by contacting Heat assistant coach Chris Quinn. Quinn previously worked as director of player development at Northwestern, where Walker studied business management and played his college football.



## JERSEY RETIREMENT

Walker went back home to Monsignor Edward Pace High School in South Florida in March of 2019 to see his jersey get retired. He played at Pace from 2009-2012, before heading to Northwestern and eventually the NFL. Walker became the seventh player from Pace to have their jersey retired. He also ended up donating \$5,000 to the football program.



## BRINGING THE GAME TO LIFE

Walker is trying to take his game to another level any way he can. One way he works on the mental side of the game is playing Madden. "When I am playing I am playing like I am actually calling the defense out. My dad is an offensive coordinator so I learned a lot from him and playing offense. It helps me diversify my game and when we play I am coming for the kill." He says playing middle linebacker has enhanced his Madden skills.



MADDEN

## COLLEGE HIGHLIGHTS

- Started 33-of-38 career games in three seasons at Northwestern and totaled 278 tackles (155 solo), 39.5 tackles for loss, 7.5 sacks, six forced fumbles, six fumble recoveries, four interceptions (one returned for a touchdown) and 12 passes defended.
- In 2016, was named to the Walter Camp, Bednarik, Nagurski and Butkus award watch lists prior to the season.
- Started all 13 games and totaled 105 tackles (62 solo), the second most on the team in 2016. Recorded 10.0 tackles for loss, 2.0 sacks, four forced fumbles, two fumble recoveries, one interception and five passes defended.
- Earned Second Team All-Big Ten honors from the conference's coaches.
- In 2015, started all 13 games and finished with 122 tackles (64 solo), 20.5 tackles for loss, 4.0 sacks, one forced fumble, three fumble recoveries, one interception and four passes defended. Finished third in the Big Ten in tackles.
- Earned All-America honors from The Associated Press and *Sports Illustrated*.
- His 122 tackles ranked third in single-season Northwestern history and his 20.5 tackles for loss ranked as the fourth best in the nation.
- Was a consensus First Team All-Big Ten honoree.
- Played in all 12 games (seven starts) in 2014 as a redshirt freshman. Collected 51 tackles (29 solo), 9.0 tackles for loss, 1.5 sacks, one forced fumble, one fumble recovery, two interceptions (one returned for a touchdown) and three passes defended.
- Redshirted as a true freshman in 2013.

## NFL HIGHLIGHTS

- Has played in 41 games (32 starts) in three seasons and has registered 246 tackles (159 solo), 17.0 tackles for loss, 3.5 sacks, two interceptions, six passes defended, one forced fumble and one fumble recovery. Also has five special teams tackles and one blocked punt.
- In 2019, started all 16 games and had a team-high and career-high 123 tackles (83 solo), 6.0 tackles for loss, 2.5 sacks, two passes defended, one interception, one forced fumble and one special teams tackle. In Week 3 vs. Atlanta, he had 15 tackles (12 solo) and tied a career-high in tackles for loss (2.0). In Week 9 at Pittsburgh, he had a team-high 10 tackles (seven solo) and 1.0 tackle for loss. In Week 13 vs. Tennessee, he had a team-high 12 tackles (eight solo), half a sack and one forced fumble. In Week 16 vs. Carolina, he tallied 10 tackles (eight solo), 1.0 sack, one pass defended and one interception. In Week 17 at Jacksonville, he registered a game-high and career-high 17 tackles (12 solo).
- Appeared in 15 games (14 starts) in 2018 and totaled 104 tackles (68 solo), 10.0 tackles for loss, 1.0 sack, one interception, four passes defended, one fumble recovery and one special teams stop. In Week 13 at Jacksonville, he led the team in tackles (nine) and had his first career fumble recovery. Started two postseason games and had 13 tackles (eight solo) and 1.0 tackle for loss.
- Played in 10 games (two starts) in his 2017 rookie season and registered 19 tackles (eight solo) and 1.0 tackle for loss. Also finished with three special teams tackles and one blocked punt.



@\_AWALKJR



@\_AWALKERJR





## PERSONAL

- Attended Monsignor Edward Pace in Miami, where he played linebacker, wide receiver and defensive back in three years of varsity action.
- Was a two-time all-state honoree, earning first-team honors in 2012, and twice earned first-team all-conference distinction.
- Participated in the 2012 Nike Dade vs. Florida game.
- Finished with 200 tackles, eight interceptions, six fumble recoveries and five forced fumbles.
- Averaged 14.0 yards per catch as a wide receiver and had four touchdown receptions.
- Was a member of the National Honor Society.
- Has participated in numerous community events with the Colts, including the Colts Youth Football Camp, annual Playground Build, Team Smile event, the Haunted Runway show for kids battling cancer and Pros vs. GI Joes event.
- Hosted a Thanksgiving distribution with teammate Darius Leonard.
- Majored in learning and organizational change.

## ANTHONY WALKER'S - NFL REGULAR SEASON STATISTICS

DATE	TEAM	GP	GS	TACKLES							QBH	INTERCEPTIONS				FUMBLES			ST			MISC			
				TK	S	A	TFL	YDS	SK	YDS		NO	YDS	LG	TD	PD	FF	FR	YDS	TK	S	A	FF	FR	S
2017	Colts	10	2	19	8	11	1	4	0.0	0.0	0	0	0	0	0	0	0	0	3	3	0	0	0	0	0
2018	Colts	15	14	104	68	36	10	15	1.0	6.0	2	1	11	11	0	4	0	1	0	1	1	0	0	0	0
2019	Colts	16	16	123	83	40	6	17	2.5	3.0	3	1	0	0	0	2	1	0	0	1	1	0	0	0	0
<b>TOTALS</b>		<b>41</b>	<b>32</b>	<b>246</b>	<b>159</b>	<b>87</b>	<b>17</b>	<b>36</b>	<b>3.5</b>	<b>9.0</b>	<b>5</b>	<b>2</b>	<b>11</b>	<b>11</b>	<b>0</b>	<b>6</b>	<b>1</b>	<b>1</b>	<b>0</b>	<b>5</b>	<b>5</b>	<b>0</b>	<b>0</b>	<b>0</b>	<b>0</b>

## ANTHONY WALKER'S - NFL POSTSEASON STATISTICS

DATE	TEAM	GP	GS	TACKLES							QBH	INTERCEPTIONS				FUMBLES			ST			MISC			
				TK	S	A	TFL	YDS	SK	YDS		NO	YDS	LG	TD	PD	FF	FR	YDS	TK	S	A	FF	FR	S
2018	Colts	2	2	12	7	5	1	1	0.0	0.0	0	0	0	0	0	0	0	0	0	0	0	0	0	0	0
<b>TOTALS</b>		<b>2</b>	<b>2</b>	<b>12</b>	<b>7</b>	<b>5</b>	<b>1</b>	<b>1</b>	<b>0.0</b>	<b>0.0</b>	<b>0</b>	<b>0</b>	<b>0</b>	<b>0</b>	<b>0</b>	<b>0</b>	<b>0</b>	<b>0</b>	<b>0</b>	<b>0</b>	<b>0</b>	<b>0</b>	<b>0</b>	<b>0</b>	<b>0</b>

## SINGLE-GAME HIGHS: DEFENSIVE

**Total Tackles** 15 vs. Atlanta Falcons, Sep 22, 2019  
11 vs. Tennessee Titans, Dec 01, 2019  
...1 more at 11.

**Sacks** 1.0 vs. Carolina Panthers, Dec 22, 2019  
...2 more at 1.0.

**Passes Defensed** 1 vs. Carolina Panthers, Dec 22, 2019  
...5 more at 1.

**Forced Fumbles** 1 vs. Tennessee Titans, Dec 01, 2019

**Fumble Recoveries** 1 at Jacksonville Jaguars, Dec 02, 2018

**Tackles For Loss** 2 vs. Atlanta Falcons, Sep 22, 2019  
...2 more at 2.

**Interceptions** 1 vs. Carolina Panthers, Dec 22, 2019  
...1 more at 1.

**Interception Return Yards** 11 at Philadelphia Eagles, Sep 23, 2018

**Special Teams Tackles** 1 vs. Jacksonville Jaguars, Nov 17, 2019  
...4 more at 1.

## SINGLE-GAME HIGHS - POSTSEASON: DEFENSIVE

**Total Tackles** 7 at Kansas City Chiefs, Jan 12, 2019  
6 at Houston Texans, Jan 05, 2019

**Tackles For Loss** 1 at Kansas City Chiefs, Jan 12, 2019





2017 GAME-BY-GAME REGULAR SEASON STATISTICS (COLTS)

Table with columns: DATE, OPPONENT, P/S, TACKLES (TK, S, A, SK, YDS, TFL, YDS, QBH), INTERCEPTIONS (NO, YDS, LG, TD, PD), FUMBLES (FF, FR, YDS), ST (TK, S, A, FF, FR), MISC (S, A), W/L, SCORE. Includes 2017 TOTALS: 10-2, 19 8 11 0.0 0.0 1 4 0 0 0 0 0 0 0 0 0 3 3 0 0 0 0 0 0 4-12.

+ - Overtime

2018 GAME-BY-GAME REGULAR SEASON STATISTICS (COLTS)

Table with columns: DATE, OPPONENT, P/S, TACKLES (TK, S, A, SK, YDS, TFL, YDS, QBH), INTERCEPTIONS (NO, YDS, LG, TD, PD), FUMBLES (FF, FR, YDS), ST (TK, S, A, FF, FR), MISC (S, A), W/L, SCORE. Includes 2018 TOTALS: 15-14, 104 68 36 1.0 6.0 10 15 2 1 11 11 0 4 0 1 0 1 1 0 0 0 0 0 0 10-6.

+ - Overtime

2019 GAME-BY-GAME REGULAR SEASON STATISTICS (COLTS)

Table with columns: DATE, OPPONENT, P/S, TACKLES (TK, S, A, SK, YDS, TFL, YDS, QBH), INTERCEPTIONS (NO, YDS, LG, TD, PD), FUMBLES (FF, FR, YDS), ST (TK, S, A, FF, FR), MISC (S, A), W/L, SCORE. Includes 2019 TOTALS: 16-16, 123 83 40 2.5 3.0 6 17 3 1 0 0 0 2 1 0 0 1 1 0 0 0 0 0 0 7-9.

+ - Overtime



# 54

# ANTHONY WALKER

LINEBACKER



### 2018 GAME-BY-GAME POSTSEASON STATISTICS (COLTS)

DATE	OPPONENT	P/S	TACKLES							INTERCEPTIONS				FUMBLES			ST				MISC		SCORE				
			TK	S	A	SK	YDS	TFL	YDS	QBH	NO	YDS	LG	TD	PD	FF	FR	YDS	TK	S	A	FF		FR	S	A	W/L
01/05	at Texans	S	6	2	4	0.0	0.0	0	0	0	0	0	0	0	0	0	0	0	0	0	0	0	0	0	0	W	21-7
01/12	at Chiefs	S	6	5	1	0.0	0.0	1	1	0	0	0	0	0	0	0	0	0	0	0	0	0	0	0	0	L	13-31
<b>2018 TOTALS</b>		<b>2-2</b>	<b>12</b>	<b>7</b>	<b>5</b>	<b>0.0</b>	<b>0.0</b>	<b>1</b>	<b>1</b>	<b>0</b>	<b>0</b>	<b>0</b>	<b>0</b>	<b>0</b>	<b>0</b>	<b>0</b>	<b>0</b>	<b>0</b>	<b>0</b>	<b>0</b>	<b>0</b>	<b>0</b>	<b>0</b>	<b>0</b>	<b>0</b>	<b>1-1</b>	



@\_AWALKJR



@\_AWALKERJR

# 20 JORDAN WILKINS

RUNNING BACK



6-1 • 216

NFL EXP: 3 (3rd Year with Colts)

BORN: 7/18/94

*Ole Miss* MISSISSIPPI



Wilkins was selected by the Colts in the fifth round (169th overall) of the 2018 NFL Draft.

## DOWN THE STRETCH

**Hobbies outside of football:** Anything outside. I like taking my dog on walks and being active outdoors.

**Do you have any nicknames:** They called me Deuce Deuce in college.

**Do you have any mentors:** I had a high school coach named Chris Jordan who played at the University of Memphis and he knew I had talent and he took me under his wing. He always made me work and wouldn't let me take the easy way out.

**Who is your inspiration:** My family of course. My dad worked his tail off and went over and beyond. He is always taking care of us first and putting himself second. He would work long days and then still be in a good mood and would want to hang out with us. Other than that my favorite athlete who inspires me is LeBron James. I like the way he carries himself on and off the court. He is always prepared as well and is one of the greats.

**Favorite movie:** "300"

**Pets:** I have a dog named Deuce and he is a Rottweiler mixed with a German Shepherd.

**Pregame ritual:** I just pray when I wake up in the morning and go through a regular routine with treatment and stuff like that.

**What's on your bucket list:** I want to visit every continent. I want to go to Australia and do one of those jungle expeditions.

**Do you have a go to karaoke song:** Michael Jackson - "Thriller"

**Pet peeve:** People chomping their food.

# 20 JORDAN WILKINS

## RUNNING BACK



### A FOOTBALL FAMILY

The Wilkins family owns a fair share of the St. Benedict at Auburndale (Tenn.) High School football school records. Jordan's brother, Trey, was a receiver who holds the school's all-time record for receiving yards and receiving touchdowns. Trey is two years older than Jordan and played at Vanderbilt. Jordan on the other hand holds the school's all-time record for rushing yards and rushing touchdowns. He also holds the single-game rushing record with 298 yards. They had the opportunity to play against each other in college when Ole Miss visited Vanderbilt on Sept. 6, 2014. Jordan was a redshirt freshman and had five carries for 27 yards as well as one reception for six yards helping Ole Miss get the victory, 41-3.



### NFL HIGHLIGHTS


- Has appeared in 30 games (four starts) and has 111 carries for 643 yards and three touchdowns as well as 23 receptions for 128 yards. Also has registered one special teams tackle and two kickoff returns for 22 yards.
- Appeared in 14 games (one start) in 2019 and totaled 51 carries for 307 yards and two touchdowns as well as seven receptions for 43 yards. In Week 2 at Tennessee, he led the team in rushing with 82 yards on five carries. He had a career-long 55-yard rush in the fourth quarter, which led to a game-winning touchdown reception by T.Y. Hilton. In Week 16 vs. Carolina, he totaled nine carries for 84 yards and one touchdown.
- In 2018, he appeared in all 16 games (three starts) and had 60 carries for 336 yards and one touchdown as well as 16 receptions for 85 yards. Was one of five rookies to start Week 1. In Week 10 vs. Jacksonville, he had a then career-long 53-yard rush on his only carry of the game. Scored his first touchdown on a 18-yard rush in Week 11 vs. Tennessee.

### COLLEGE HIGHLIGHTS

- Played in 38 games (14 starts) from 2013-17 as a running back for Ole Miss.
- Totaled 279 rushing attempts for 1,751 yards (6.3 avg.) and 14 touchdowns and 32 receptions for 322 yards and one touchdown. Also completed 1-of-2 passes for a 31-yard touchdown.
- Earned Second Team All-SEC honors from Pro Football Focus in 2017.
- Became just the fifth Rebel runner to surpass the 1,000-yard mark with his 1,011 yards gained in 2017.
- As a senior in 2017, started all 12 games as the Rebels' primary running back. Registered 155 carries for 1,011 yards (6.5 avg.) and nine touchdowns and 26 receptions for 241 yards and one touchdown.
- Did not play in 2016.
- In 2015, played in all 13 games (two starts) at running

### SUPPORTING CROHN'S

Wilkins wants to show his support for his family and people fighting Crohn's and Colitis. He started his support by choosing the foundation for his My Cause My Cleats initiative in 2018. He ended up giving his cleats to his cousin, Micah, who is battling the disease. In the 2019 offseason, Wilkins participated in the Memphis Take Steps Walk to raise money for the cause. "I had a great experience getting to meet some amazing people and I'm beyond thankful for the opportunity to take part." Wilkins chose the Crohn's and Colitis Foundation for the My Cause My Cleats initiative in 2019 as well.



### COLLEGE HIGHLIGHTS CONT...

- back. Recorded 72 carries for 379 yards (5.3 avg.) and four touchdowns and five receptions for 75 yards.
- Helped the Rebels break a number of single-season school records, including most total yards, points, touchdowns and passing yards.
- Saw action in all 13 games at running back and on special teams in 2014. Finished second on the team with 361 rushing yards on 52 attempts (6.9 avg.) with one touchdown, while adding one six-yard reception and a 31-yard touchdown pass.
- Redshirted in 2013.

### PERSONAL

- Attended St. Benedict at Auburndale High School in Memphis, Tenn., where he became a consensus four-star prospect by all the major recruiting services.
- Rated as the No. 9 all-purpose back in the country by *247sports.com* and the nation's 20th-best back by *Rivals.com*.
- Became a three-time Division 2-AA All-State selection by the Tennessee Sports Writers Association.
- Rushed for 1,041 yards and 14 touchdowns in just seven games as a senior before suffering a season-ending knee injury.
- Rushed for 1,546 yards and 18 touchdowns as a junior and was one of three finalists for the Division 2-AA Back of the Year.
- Also played basketball.
- His father played football at UT Martin and his older brother, Trey, played wide receiver at Vanderbilt.
- Studied recreation administration at Ole Miss.



@JORDANWILKINS2



@JORDANWILKINS\_30

20

JORDAN WILKINS

RUNNING BACK



## JORDAN WILKINS' - NFL REGULAR SEASON STATISTICS

DATE	TEAM	RUSHING								RECEIVING				
		GP	GS	NO.	YDS.	AVG.	LG	TD	NO.	YDS	AVG	LG	TD	
2018	Colts	16	3	60	336	5.6	53	1	16	85	5.3	17	0	
2019	Colts	14	1	51	307	6.0	55	2	7	43	6.1	11	0	
<b>TOTALS</b>		<b>30</b>	<b>4</b>	<b>111</b>	<b>643</b>	<b>5.8</b>	<b>55</b>	<b>3</b>	<b>23</b>	<b>128</b>	<b>5.6</b>	<b>17</b>	<b>0</b>	

## JORDAN WILKINS' - NFL POSTSEASON STATISTICS

DATE	TEAM	RUSHING						RECEIVING					
		GP	GS	NO.	YDS.	AVG.	LG	TD	NO.	YDS	AVG	LG	TD
2018	Colts	2	0	2	9	4.5	6	0	0	0	0.0	0	0
<b>TOTALS</b>		<b>2</b>	<b>0</b>	<b>2</b>	<b>9</b>	<b>4.5</b>	<b>6</b>	<b>0</b>	<b>0</b>	<b>0</b>	<b>0.0</b>	<b>0</b>	<b>0</b>

## JORDAN WILKINS' - NFL REGULAR SEASON STATISTICS

DATE	TEAM	KICKOFF RETURNS						PUNT RETURNS					
		RET.	YDS.	AVG.	LG	TD	NO.	FC	YDS	AVG	LG	TD	
2018	Colts	1	7	7.0	7	0	0	0	0	0.0	0	0	
2019	Colts	1	15	15.0	15	0	0	0	0	0.0	0	0	
<b>TOTALS</b>		<b>2</b>	<b>22</b>	<b>11.0</b>	<b>15</b>	<b>0</b>	<b>0</b>	<b>0</b>	<b>0</b>	<b>0.0</b>	<b>0</b>	<b>0</b>	

## JORDAN WILKINS' - NFL POSTSEASON STATISTICS

DATE	TEAM	KICKOFF RETURNS						PUNT RETURNS					
		RET.	YDS.	AVG.	LG	TD	NO.	FC	YDS	AVG	LG	TD	
2018	Colts	1	11	11.0	11	0	0	0	0	0.0	0	0	
<b>TOTALS</b>		<b>1</b>	<b>11</b>	<b>11.0</b>	<b>11</b>	<b>0</b>	<b>0</b>	<b>0</b>	<b>0</b>	<b>0.0</b>	<b>0</b>	<b>0</b>	

## SINGLE-GAME HIGHS: RUSHING/RECEIVING

<b>Rush Attempts</b>	14 vs. Cincinnati Bengals, Sep 09, 2018 11 vs. Tennessee Titans, Dec 01, 2019 10 at Washington Redskins, Sep 16, 2018	<b>All-purpose yards</b>	86 at Tennessee Titans, Sep 15, 2019 84 vs. Carolina Panthers, Dec 22, 2019 71 vs. Tennessee Titans, Dec 01, 2019
<b>Rushing Yards</b>	84 vs. Carolina Panthers, Dec 22, 2019 82 at Tennessee Titans, Sep 15, 2019 61 at Washington Redskins, Sep 16, 2018 55 at Tennessee Titans, Sep 15, 2019 53 vs. Jacksonville Jaguars, Nov 11, 2018 38 vs. Carolina Panthers, Dec 22, 2019	<b>Kickoff Returns</b>	1 vs. Tennessee Titans, Dec 01, 2019 ...1 more at 1.
<b>Longest Runs</b>	55 at Tennessee Titans, Sep 15, 2019 53 vs. Jacksonville Jaguars, Nov 11, 2018 38 vs. Carolina Panthers, Dec 22, 2019	<b>Kickoff Return Yards</b>	15 vs. Tennessee Titans, Dec 01, 2019 7 vs. Jacksonville Jaguars, Nov 11, 2018
<b>Rushing TDs</b>	1 vs. Carolina Panthers, Dec 22, 2019 ...2 more at 1.	<b>Longest Kickoff Return</b>	15 vs. Tennessee Titans, Dec 01, 2019 7 vs. Jacksonville Jaguars, Nov 11, 2018
<b>Receptions</b>	3 vs. Miami Dolphins, Nov 25, 2018 ...1 more at 3.	<b>Special Teams Tackles</b>	1 at Tampa Bay Buccaneers, Dec 08, 2019 1 vs. Carolina Panthers, Dec 22, 2019 ...2 more at 1.
<b>Receiving Yards</b>	32 vs. Miami Dolphins, Nov 25, 2018 21 vs. Cincinnati Bengals, Sep 09, 2018 11 vs. Oakland Raiders, Sep 29, 2019	<b>Most TDs</b>	
<b>Longest Receptions</b>	17 vs. Miami Dolphins, Nov 25, 2018 11 vs. Oakland Raiders, Sep 29, 2019 8 vs. Miami Dolphins, Nov 25, 2018 ...2 more at 8.		



@JORDANWILKINS2



@JORDANWILKINS\_30

20

JORDAN WILKINS

RUNNING BACK



## SINGLE-GAME HIGHS - POSTSEASON: RUSHING/RECEIVING

**Rush Attempts** 2 at Houston Texans, Jan 05, 2019  
**Rushing Yards** 9 at Houston Texans, Jan 05, 2019  
**Longest Runs** 6 at Houston Texans, Jan 05, 2019  
 3 at Houston Texans, Jan 05, 2019  
**All-purpose yards** 11 at Kansas City Chiefs, Jan 12, 2019  
 9 at Houston Texans, Jan 05, 2019

**Kickoff Returns** 1 at Kansas City Chiefs, Jan 12, 2019  
**Kickoff Return Yards** 11 at Kansas City Chiefs, Jan 12, 2019  
**Longest Kickoff Return** 11 at Kansas City Chiefs, Jan 12, 2019

## 2018 GAME-BY-GAME REGULAR SEASON STATISTICS (COLTS)

DATE	OPPONENT	P/S	RUSHING					RECEIVING					TD	W/L	SCORE
			NO	YDS	AVG	LG	TD	NO	YDS	AVG	LG	TD			
09/09	Bengals	S	14	40	2.9	12	0	3	21	7.0	8	0	L	23-34	
09/16	at Washington	P	10	61	6.1	18	0	2	3	1.5	3	0	W	21-9	
09/23	at Eagles	S	6	19	3.2	5	0	2	1	0.5	1	0	L	16-20	
09/30	Texans	S	8	16	2.0	7	0	0	0	0.0	0	0	L	34-37+	
10/04	at Patriots	P	6	39	6.5	16	0	2	9	4.5	5	0	L	24-38	
10/14	at Jets	P	0	0	0.0	0	0	0	0	0.0	0	0	L	34-42	
10/21	Bills	P	6	46	7.7	18	0	1	8	8.0	8	0	W	37-5	
10/28	at Raiders	P	2	14	7.0	9	0	0	0	0.0	0	0	W	42-28	
11/11	Jaguars	P	1	53	53.0	53	0	0	0	0.0	0	0	W	29-26	
11/18	Titans	P	4	30	7.5	18t	1	0	0	0.0	0	0	W	38-10	
11/25	Dolphins	P	0	0	0.0	0	0	3	32	10.7	17	0	W	27-24	
12/02	at Jaguars	P	0	0	0.0	0	0	1	0	0.0	0	0	L	0-6	
12/09	at Texans	P	0	0	0.0	0	0	0	0	0.0	0	0	W	24-21	
12/16	Cowboys	P	0	0	0.0	0	0	1	6	6.0	6	0	W	23-0	
12/23	Giants	P	0	0	0.0	0	0	0	0	0.0	0	0	W	28-27	
12/30	at Titans	P	3	18	6.0	8	0	1	5	5.0	5	0	W	33-17	
<b>2018 TOTALS</b>		<b>16-3</b>	<b>60</b>	<b>336</b>	<b>5.6</b>	<b>53</b>	<b>1</b>	<b>16</b>	<b>85</b>	<b>5.3</b>	<b>17</b>	<b>0</b>	<b>10-6</b>		

+ - Overtime

## 2019 GAME-BY-GAME REGULAR SEASON STATISTICS (COLTS)

DATE	OPPONENT	P/S	RUSHING					RECEIVING					TD	W/L	SCORE
			NO	YDS	AVG	LG	TD	NO	YDS	AVG	LG	TD			
09/08	at Chargers	P	0	0	0.0	0	0	0	0	0.0	0	0	L	24-30+	
09/15	at Titans	P	5	82	16.4	55	0	1	4	4.0	4	0	W	19-17	
09/22	Falcons	P	3	-2	-0.7	0	0	0	0	0.0	0	0	W	27-24	
09/29	Raiders	P	4	17	4.3	6	0	1	11	11.0	11	0	L	24-31	
10/06	at Chiefs	P	7	28	4.0	10	0	0	0	0.0	0	0	W	19-13	
10/20	Texans	S	2	9	4.5	9	0	1	6	6.0	6	0	W	30-23	
10/27	Broncos	P	2	5	2.5	4	0	0	0	0.0	0	0	W	15-13	
11/03	at Steelers	P	1	6	6.0	6	0	1	6	6.0	6	0	L	24-26	
11/10	Dolphins	P	3	20	6.7	11	0	0	0	0.0	0	0	L	12-16	
11/17	Jaguars												W	33-13	
11/21	at Texans	P	0	0	0.0	0	0	0	0	0.0	0	0	L	17-20	
12/01	Titans	P	11	47	4.3	15	0	2	9	4.5	5	0	L	17-31	
12/08	at Buccaneers	P	1	1	1.0	1	0	0	0	0.0	0	0	L	35-38	
12/16	at Saints	P	3	10	3.3	5	1	1	7	7.0	7	0	L	7-34	
12/22	Panthers	P	9	84	9.3	38	1	0	0	0.0	0	0	W	38-6	
12/29	at Jaguars												L	20-38	
<b>2019 TOTALS</b>		<b>14-1</b>	<b>51</b>	<b>307</b>	<b>6.0</b>	<b>55</b>	<b>2</b>	<b>7</b>	<b>43</b>	<b>6.1</b>	<b>11</b>	<b>0</b>	<b>7-9</b>		

+ - Overtime

## 2018 GAME-BY-GAME POSTSEASON STATISTICS (COLTS)

DATE	OPPONENT	P/S	RUSHING					RECEIVING					TD	W/L	SCORE
			NO	YDS	AVG	LG	TD	NO	YDS	AVG	LG	TD			
01/05	at Texans	P	2	9	4.5	6	0	0	0	0.0	0	0	W	21-7	
01/12	at Chiefs	P	0	0	0.0	0	0	0	0	0.0	0	0	L	13-31	
<b>2018 TOTALS</b>		<b>2-0</b>	<b>2</b>	<b>9</b>	<b>4.5</b>	<b>6</b>	<b>0</b>	<b>0</b>	<b>0</b>	<b>0.0</b>	<b>0</b>	<b>0</b>	<b>1-1</b>		



@JORDANWILKINS2



@JORDANWILKINS\_30

# 11

# CHAD WILLIAMS

WIDE RECEIVER



## 6-2 • 204

NFL EXP: 3 (2nd Year with Colts)

BORN: 10/19/94



## GRAMBLING STATE



Williams was originally signed to the Colts practice squad on September 2, 2019.

### FROM REBOUNDS TO RECEPTIONS

There is never one right path that leads to the NFL. Such was the case for Chad Williams. Williams attended Madison Preparatory Academy in Baton Rouge, La. where he was a standout in more than just football. He played shooting guard for his school's varsity basketball team and helped lead the team to a state championship title in 2013. While still having football as his first love, Williams also played for Madison Preparatory Academy's football team as the quarterback. Receiving only one Division I scholarship offer, Williams went on to attend Grambling State and played wide receiver there until 2017. He was the first student-athlete from his high school to receive an athletic scholarship.

### NFL HIGHLIGHTS

- Has appeared in 17 games (eight starts) with the Colts (2019) and Cardinals (2017-18) and has recorded 20 receptions for 202 yards and one touchdown as well as three carries for 42 yards.
- In 2019, he appeared in one game with Indianapolis, but did not record any statistics. He spent Weeks 1-13 on the Colts practice squad before being signed to the active roster for the final four weeks of the season.
- Played in 10 games (seven starts) with Arizona in 2018 and tallied 17 receptions for 171 yards and one touchdown. Also had one carry for nine yards.
- As a rookie in 2017, he appeared in six games (one start) and recorded three receptions for 31 yards and two carries for 33 yards.

### COLLEGE HIGHLIGHTS

- Played in 47 games (31 starts) at Grambling State and totaled 210 receptions for 3,062 yards and 28 touchdowns.
- In 2016, earned FCS All-America honors with 90 receptions for 1,337 yards and 11 touchdowns in 12 games (11 starts).
- As a junior, played in 12 games (10 starts) and led the team with 64 receptions for 1,012 yards and 10 touchdowns. He earned All-SWAC honors.
- In 2014, started 10-of-12 games played and totaled 45 receptions for 572 yards and five touchdowns.
- As a freshman, played in seven games and had 11 receptions for 141 yards and two touchdowns.



@go\_10\_





## PERSONAL

- Attended Madison Preparatory Academy in Baton Rouge, La.
- As part of the school's first football team, he played both sides of the ball at quarterback and safety.
- He was Madison Preparatory's first student-athlete to receive an athletic scholarship.
- Played basketball and ran track. Was the Class B champion in the 400-meter and 800-meter relay.
- A native of Baton Rouge, La.

## ADDITIONAL TRANSACTIONS

- Signed to the Indianapolis active roster from the practice squad on December 3, 2019.
- Signed to the Colts practice squad on September 2, 2019.
- Waived by the Arizona Cardinals on August 31, 2019.
- Selected by the Cardinals in the third round (98th overall) of the 2017 NFL Draft.

## CHAD WILLIAMS' - NFL REGULAR SEASON STATISTICS

DATE	TEAM	GP	GS	RECEIVING					RUSHING				
				NO.	YDS	AVG	LG	TD	NO.	YDS	AVG	LG	TD
2017	Cardinals	6	1	3	31	10.3	15	0	2	33	16.5	33	0
2018	Cardinals	10	7	17	171	10.1	22t	1	1	9	9.0	9	0
2019	Colts	1	0	0	0	0.0	0	0	0	0	0.0	0	0
<b>TOTALS</b>		<b>17</b>	<b>8</b>	<b>20</b>	<b>202</b>	<b>10.1</b>	<b>22t</b>	<b>1</b>	<b>3</b>	<b>42</b>	<b>14.0</b>	<b>33</b>	<b>0</b>

## CHAD WILLIAMS' - NFL REGULAR SEASON STATISTICS

DATE	TEAM	RET.	KICKOFF RETURNS				PUNT RETURNS					
			YDS.	AVG.	LG	TD	NO.	FC	YDS	AVG	LG	TD
2017	Cardinals	0	0	0.0	0	0	0	0	0	0.0	0	0
2018	Cardinals	0	0	0.0	0	0	0	0	0	0.0	0	0
2019	Colts	0	0	0.0	0	0	0	0	0	0.0	0	0
<b>TOTALS</b>		<b>0</b>	<b>0</b>	<b>0.0</b>	<b>0</b>	<b>0</b>	<b>0</b>	<b>0</b>	<b>0</b>	<b>0.0</b>	<b>0</b>	<b>0</b>

## SINGLE-GAME HIGHS: RUSHING/RECEIVING

**Rush Attempts** 1 at Seattle Seahawks, Dec 30, 2018  
...2 more at 1.

**Rushing Yards** 33 vs. Tennessee Titans, Dec 10, 2017  
9 at Seattle Seahawks, Dec 30, 2018

**Longest Runs** 33 vs. Tennessee Titans, Dec 10, 2017  
9 at Seattle Seahawks, Dec 30, 2018

**Receptions** 5 at Seattle Seahawks, Dec 30, 2018  
4 vs. Denver Broncos, Oct 18, 2018  
2 vs. San Francisco 49ers, Oct 28, 2018  
...1 more at 2.

**Receiving Yards** 51 at Seattle Seahawks, Dec 30, 2018  
34 vs. Denver Broncos, Oct 18, 2018  
23 at San Francisco 49ers, Oct 07, 2018

**Longest Receptions** 22t vs. Seattle Seahawks, Sep 30, 2018  
16 vs. Denver Broncos, Oct 18, 2018  
15 at Seattle Seahawks, Dec 30, 2018  
...1 more at 15.

**Receiving TDs** 1 vs. Seattle Seahawks, Sep 30, 2018  
**All-purpose yards** 60 at Seattle Seahawks, Dec 30, 2018  
34 vs. Denver Broncos, Oct 18, 2018  
33 vs. Tennessee Titans, Dec 10, 2017

**Miscellaneous Tackles** 1 vs. Chicago Bears, Sep 23, 2018  
...1 more at 1.

**Most TDs** 1 vs. Seattle Seahawks, Sep 30, 2018





### 2017 GAME-BY-GAME REGULAR SEASON STATISTICS (CARDINALS)

DATE	OPPONENT	P/S	RECEIVING				RUSHING				W/L	SCORE		
			NO	YDS	AVG	LG	TD	NO	YDS	AVG			LG	TD
09/10	at Lions											L	23-35	
09/17	at Colts	P	1	15	15.0	15	0	0	0	0	0	0	W	16-13+
09/25	Cowboys	P	1	8	8.0	8	0	0	0	0	0	0	L	17-28
10/01	49ers												W	18-15+
10/08	at Eagles												L	7-34
10/15	Buccaneers												W	38-33
10/22	at Rams												L	0-33
11/05	at 49ers												W	20-10
11/09	Seahawks												L	16-22
11/19	at Texans												L	21-31
11/26	Jaguars	S	1	8	8.0	8	0	1	0	0.0	0	0	W	27-24
12/03	Rams	P	0	0	0.0	0	0	0	0	0.0	0	0	L	16-32
12/10	Titans	P	0	0	0.0	0	0	1	33	33.0	33	0	W	12-7
12/17	at Washington	P	0	0	0.0	0	0	0	0	0.0	0	0	L	15-20
12/24	Giants												W	23-0
12/31	at Seahawks												W	26-24
<b>2017 TOTALS</b>		<b>6-1</b>	<b>3</b>	<b>31</b>	<b>10.3</b>	<b>15</b>	<b>0</b>	<b>2</b>	<b>33</b>	<b>16.5</b>	<b>33</b>	<b>0</b>	<b>8-8</b>	

+ - Overtime

### 2018 GAME-BY-GAME REGULAR SEASON STATISTICS (CARDINALS)

DATE	OPPONENT	P/S	RECEIVING				RUSHING				W/L	SCORE		
			NO	YDS	AVG	LG	TD	NO	YDS	AVG			LG	TD
09/09	Washington	P	0	0	0.0	0	0	0	0	0.0	0	0	L	6-24
09/16	at Rams	S	0	0	0.0	0	0	0	0	0.0	0	0	L	0-34
09/23	Bears	S	1	8	8.0	8	0	0	0	0.0	0	0	L	14-16
09/30	Seahawks	S	1	22	22.0	22t	1	0	0	0.0	0	0	L	17-20
10/07	at 49ers	P	2	23	11.5	13	0	0	0	0.0	0	0	W	28-18
10/14	at Vikings	S	1	5	5.0	5	0	0	0	0.0	0	0	L	17-27
10/18	Broncos	P	4	34	8.5	16	0	0	0	0.0	0	0	L	10-45
10/28	49ers	S	2	21	10.5	14	0	0	0	0.0	0	0	W	18-15
11/11	at Chiefs												L	14-26
11/18	Raiders												L	21-23
11/25	at Chargers												L	10-45
12/02	at Packers												W	20-17
12/09	Lions												L	3-17
12/16	at Falcons												L	14-40
12/23	Rams	S	1	7	7.0	7	0	0	0	0.0	0	0	L	9-31
12/30	at Seahawks	S	5	51	10.2	15	0	1	9	9.0	9	0	L	24-27
<b>2018 TOTALS</b>		<b>10-7</b>	<b>17</b>	<b>171</b>	<b>10.1</b>	<b>22t</b>	<b>1</b>	<b>1</b>	<b>9</b>	<b>9.0</b>	<b>9</b>	<b>0</b>	<b>3-13</b>	

### 2019 GAME-BY-GAME REGULAR SEASON STATISTICS (COLTS)

DATE	OPPONENT	P/S	RECEIVING				RUSHING				W/L	SCORE		
			NO	YDS	AVG	LG	TD	NO	YDS	AVG			LG	TD
09/08	at Chargers												L	24-30+
09/15	at Titans												W	19-17
09/22	Falcons												W	27-24
09/29	Raiders												L	24-31
10/06	at Chiefs												W	19-13
10/20	Texans												W	30-23
10/27	Broncos												W	15-13
11/03	at Steelers												L	24-26
11/10	Dolphins												L	12-16
11/17	Jaguars												W	33-13
11/21	at Texans												L	17-20
12/01	Titans												L	17-31
12/08	at Buccaneers	P	0	0	0.0	0	0	0	0	0.0	0	0	L	35-38
12/16	at Saints												L	7-34
12/22	Panthers												W	38-6
12/29	at Jaguars												L	20-38
<b>2019 TOTALS</b>		<b>1-0</b>	<b>0</b>	<b>0</b>	<b>0.0</b>	<b>0</b>	<b>0</b>	<b>0</b>	<b>0</b>	<b>0.0</b>	<b>0</b>	<b>0</b>	<b>7-9</b>	

+ - Overtime



# 37 KHARI WILLIS

SAFETY



5-11 • 213

NFL EXP: 2 (2nd Year with Colts)

BORN: 5/7/96



MICHIGAN  
STATE



Willis was selected by the Colts in the fourth round (109th overall) of the 2019 NFL Draft.

## DOWN THE STRETCH

**Bucket list:** I want to travel the world and go overseas a little bit.

**Pregame ritual:** I pray before every game.

**Nicknames:** Big Guy because I was big when I was a baby.

**Favorite artist:** Jay-Z

**Favorite food:** Chicken

**Favorite vacation spot:** Cancun, Mexico

**Favorite TV show:** "All American"

**Favorite movie:** The John Wick series

**Best advice you've ever gotten:** Don't look around and worry about what other people have, just focus on what God gave you and make the most out of it.

**Inspiration/mentor:** My father because he kept me level headed and was always looking for ways for me to get better as a person, not just as a player.

**Pet peeves:** I am claustrophobic so I hate being in small spaces.

**Hidden talents:** I'm not bad at playing the piano and I write poetry.

**One thing you can't live without:** My family

**Favorite athlete growing up:** LeBron James

**Hobbies off the field:** I like to play 2K and Madden. I also like doing community service.




@KHARIWILLIS27



(CARR-ee)

### A SPEECH HEARD AROUND THE COUNTRY

Willis had the opportunity to speak at the Big Ten Media Luncheon in 2018 after he was nominated by the Michigan State Head Coach Mark Dantonio and selected by the media. He was the first MSU football player to speak at the event since Kirk Cousins did it in 2011. Willis delivered an eight-minute speech that touched on how Big Ten athletes have a platform to impact their communities. Willis spoke about his childhood and being inspired by the Big Ten athletes he watched while growing up in Jackson, Mich. He ended up just bringing a few bullet points to the podium and felt prepared. "I went up there and after 20-30 seconds I just sunk in and started being myself," Willis said. He received a standing ovation for the speech and it has been viewed more than 275,000 times on Twitter.



### NFL HIGHLIGHTS

- In 2019, appeared in 14 games (nine starts) and totaled 71 tackles (53 solo), 2.0 tackles for loss and one pass defended. Started his first career game in Week 4 vs. Oakland and tallied nine tackles (eight solo), 1.0 tackle for loss and one pass defended. In Week 14 at Tampa Bay, he had a team-high 11 tackles (nine solo).

### COLLEGE HIGHLIGHTS

- Played in 46 games (30 starts) at Michigan State and finished with 196 tackles (98 solo), 6.5 tackles for loss, 4.0 sacks, 20 passes defended, four interceptions and one forced fumble.
- In 2018, he was named a Third Team All-Big Ten selection by the media and All-Big Ten honorable mention by the coaches after he started all 13 games and finished with 84 tackles (41 solo), 1.0 tackle for loss, 10 passes defended and two interceptions. He gathered three awards at the team awards banquet, including the MSU Biggie Munn Award (most inspirational on defense), MSU Football Players Association Community Service Award and the MSU Captains Award.
- In 2017, he earned Honorable Mention All-Big Ten recognition after he started all 13 games and totaled 71 tackles (39 solo), 5.5 tackles for loss, 4.0 sacks, three passes defended, two interceptions and one forced fumble. He won the team's Jim Adams Award, which is awarded to the unsung hero on defense.
- Played in 11 games (one start) in 2016 and recorded 30 tackles (16 solo) and two passes defended. He earned Academic All-Big Ten honors. Also ranked second on the team with six tackles on special teams.

### BILL BROOKS COUSIN

Even before being drafted by the Colts, Willis already had a tie to Indianapolis. Willis' cousin is Colts Ring of Honor member, Bill Brooks. "Bill and I have always had a great relationship," Willis said. When Willis was younger and played AAU basketball, his team would travel to Indianapolis and stay with the Brooks family. In high school, Brooks would make the trip up to Jackson, Mich. to watch Willis play both football and basketball. He has been in contact with Brooks and now that he is in Indianapolis, he is excited to grow their relationship even more. "We have always stuck together and have a great relationship, and I am looking forward to continuing to build it while I'm here."



### COLLEGE HIGHLIGHTS CONT...

- In 2015, he appeared in nine games (three starts) and accumulated 11 tackles (two solo) and one pass defended.

### PERSONAL

- Attended Lumen Christi High School in Jackson, Mich. and played under Herb Brogan.
- Ranked the No. 50 best safety by *Scout.com*.
- Listed among the state's top seniors by *The Detroit News* (No. 4), *247Sports* (No. 9), *Lansing State Journal* (No. 10), *Detroit Free Press* (No. 14) and *ESPN.com* (No. 17).
- Named a finalist for the Michigan High School Player of the Year by *The Ann Arbor News*.
- Selected as the Division 5-6 Player of the Year by The Associated Press.
- Named to the *Detroit News* and *Detroit Free Press* Dream Team.
- Also played running back in high school, and as a senior he rushed 241 times for 2,800 yards and 31 touchdowns.
- He set the Lumen Christi single-game, single-season and career rushing yards records.
- Earned Associated Press Division 5-6 all-state honors as a junior after rushing for 1,262 yards and 22 touchdowns.
- Was one of Michigan State's recipients for the Big Ten Conference Medal of Honor, which recognizes academic and athletic excellence.
- Won the Chester Brewer Leadership Award from MSU, which is presented to a graduating senior in his last year of eligibility for distinguished performance in athletics and possessing a high degree of leadership qualities.
- In 2019, he participated in the Colts Youth Football Camp and the Lids for Kids event.
- His cousin is Bill Brooks, former Colts wide receiver and Colts Ring of Honor member who was with the team from 1986-92.





## KHARI WILLIS' - NFL REGULAR SEASON STATISTICS

DATE	TEAM	GP	GS	TACKLES							INTERCEPTIONS					FUMBLES			ST				MISC			
				TK	S	A	TFL	YDS	SK	YDS	QBH	NO	YDS	LG	TD	PD	FF	FR	YDS	TK	S	A	FF	FR	S	A
2019	Colts	14	9	71	53	18	2	5	0.0	0.0	1	0	0	0	0	1	0	0	0	0	0	0	0	0	0	0
<b>TOTALS</b>		<b>14</b>	<b>9</b>	<b>71</b>	<b>53</b>	<b>18</b>	<b>2</b>	<b>5</b>	<b>0.0</b>	<b>0.0</b>	<b>1</b>	<b>0</b>	<b>0</b>	<b>0</b>	<b>0</b>	<b>1</b>	<b>0</b>	<b>0</b>	<b>0</b>	<b>0</b>	<b>0</b>	<b>0</b>	<b>0</b>	<b>0</b>	<b>0</b>	<b>0</b>

### SINGLE-GAME HIGHS: DEFENSIVE

**Total Tackles** 11 at Tampa Bay Buccaneers, Dec 08, 2019      **Tackles For Loss** 1 vs. Miami Dolphins, Nov 10, 2019  
 10 at New Orleans Saints, Dec 16, 2019      ...1 more at 1.  
 9 vs. Oakland Raiders, Sep 29, 2019

**Passes Defensed** 1 vs. Oakland Raiders, Sep 29, 2019

### 2019 GAME-BY-GAME REGULAR SEASON STATISTICS (COLTS)

DATE	OPPONENT	P/S	TACKLES							INTERCEPTIONS					FUMBLES			ST				MISC		W/L	SCORE		
			TK	S	A	SK	YDS	TFL	YDS	QBH	NO	YDS	LG	TD	PD	FF	FR	YDS	TK	S	A	FF	FR			S	A
09/08	at Chargers	P	2	2	0	0.0	0.0	0	0	0	0	0	0	0	0	0	0	0	0	0	0	0	0	0	0	L	24-30+
09/15	at Titans	P	7	6	1	0.0	0.0	0	0	0	0	0	0	0	0	0	0	0	0	0	0	0	0	0	0	W	19-17
09/22	Falcons	P	3	2	1	0.0	0.0	0	0	0	0	0	0	0	0	0	0	0	0	0	0	0	0	0	0	W	27-24
09/29	Raiders	S	9	8	1	0.0	0.0	1	1	0	0	0	0	0	1	0	0	0	0	0	0	0	0	0	0	L	24-31
10/06	at Chiefs	S	3	3	0	0.0	0.0	0	0	0	0	0	0	0	0	0	0	0	0	0	0	0	0	0	0	W	19-13
10/20	Texans	S	5	3	2	0.0	0.0	0	0	0	0	0	0	0	0	0	0	0	0	0	0	0	0	0	0	W	30-23
10/27	Broncos	P	3	0	3	0.0	0.0	0	0	0	0	0	0	0	0	0	0	0	0	0	0	0	0	0	0	W	15-13
11/03	at Steelers	P	1	1	0	0.0	0.0	0	0	0	0	0	0	0	0	0	0	0	0	0	0	0	0	0	0	L	24-26
11/10	Dolphins	S	8	7	1	0.0	0.0	1	4	0	0	0	0	0	0	0	0	0	0	0	0	0	0	0	0	L	12-16
11/17	Jaguars	S	3	3	0	0.0	0.0	0	0	0	0	0	0	0	0	0	0	0	0	0	0	0	0	0	0	W	33-13
11/21	at Texans																									L	17-20
12/01	Titans	S	3	1	2	0.0	0.0	0	0	0	0	0	0	0	0	0	0	0	0	0	0	0	0	0	0	L	17-31
12/08	at Buccaneers	S	11	9	2	0.0	0.0	0	0	1	0	0	0	0	0	0	0	0	0	0	0	0	0	0	0	L	35-38
12/16	at Saints	S	10	6	4	0.0	0.0	0	0	0	0	0	0	0	0	0	0	0	0	0	0	0	0	0	0	L	7-34
12/22	Panthers	S	3	2	1	0.0	0.0	0	0	0	0	0	0	0	0	0	0	0	0	0	0	0	0	0	0	W	38-6
12/29	at Jaguars																									L	20-38
<b>2019 TOTALS</b>		<b>14-9</b>	<b>71</b>	<b>53</b>	<b>18</b>	<b>0.0</b>	<b>0.0</b>	<b>2</b>	<b>5</b>	<b>1</b>	<b>0</b>	<b>0</b>	<b>0</b>	<b>0</b>	<b>1</b>	<b>0</b>	<b>0</b>	<b>0</b>	<b>0</b>	<b>0</b>	<b>0</b>	<b>0</b>	<b>0</b>	<b>0</b>	<b>0</b>	<b>7-9</b>	

+ - Overtime



# 26 ROCK YA-SIN

CORNERBACK



(ya-SEEN)

**6-0 • 190**

NFL EXP: 2 (2nd Year with Colts)

BORN: 5/23/96



TEMPLE



Ya-Sin was selected by the Colts in the second round (34th overall) of the 2019 NFL Draft.

## DOWN THE STRETCH

**What is on your bucket list:** I want to have a successful NFL career. I want to get my bachelor's in psychology. I want to go to physical therapy school and get a master's degree. I also want to travel the world with my mom.

**What is your pregame ritual:** I like to go out and play catch before warmups with one of my teammates. Then come back in the locker room and listen to some Meek Mill.

**Do you have any nicknames:** Rock

**Favorite artist:** Meek Mill

**Favorite food:** Chicken wings

**Favorite movie:** "Bad Boys"

**Favorite TV show:** "Spartacus"

**Who is a mentor that you look up to:** Eric Berry

**What is one thing you can't live without:** My family

**Who was your favorite athlete growing up:** Troy Polamalu



(ya-SEEN)

### A TOUGH DECISION

Ya-Sin was a two-time wrestling state champion in high school in two different weight classes (145 lbs and 152 lbs). He didn't test out football until his junior year of high school and after the season his wrestling coach gave him some wise words in terms of his football potential. "You just started playing football. In one year you've seen how far you have come, imagine how far you can go." When Ya-Sin talked to Presbyterian College's Head Coach, Tommy Spangler, he felt even more comfortable with his decision to play football instead of wrestling in college. "I believed in him. I trusted him." He left wrestling scholarships on the table from Virginia Tech, Virginia and N.C. State. It all ended up paying off in the end when he eventually transferred to Temple and performed well enough to get invited to the NFL Combine and to be selected in the second round of the 2019 NFL Draft.



### THE NAME ROCK

Ya-Sin is known by Rock now, but that wasn't always the case. He was born Abdurrahman Ibn Ya-Sin and didn't start going by Rock until he was in high school. During his sophomore year of high school, his wrestling coach, Keith Johnson, couldn't pronounce his first name and started calling him Rock. "It just stuck," Ya-Sin said. It didn't end up being on sport guides until his football coach started calling him Rock in 11th grade and added the name to the official roster.

### NFL HIGHLIGHTS

- Played in 15 games (14 starts) in 2019 and accumulated 61 tackles (53 solo), 2.0 tackles for loss, five passes defended, one interception, one fumble recovery and one special teams stop. In Week 7 vs. Houston, he had a career-high seven tackles (six solo). In Week 11 vs. Jacksonville, he recorded six tackles (five solo), 1.0 tackle for loss, one pass defended and one interception.

### COLLEGE HIGHLIGHTS

- Played in 45 games (35 starts) between his time at Presbyterian College and Temple and recorded 142 tackles, 5.0 tackles for loss, seven interceptions, 31 passes defended and three fumble recoveries.

### HELP FROM A PRO BOWLER

Ya-Sin didn't start playing football until his junior year of high school after getting advice from his wrestling coach to try out the sport. Before his first season, Ya-Sin attended Eric Berry's summer football camp and had the opportunity to chat with Berry there. "He gave me some advice on working hard and putting my all into this." They still stay in touch to his day and Ya-Sin credits Berry's advice as the start of his preparation for the NFL. "It really stuck with me for a long time. "In the summer of 2019, Ya-Sin had the chance to be one of the coaches for Berry's camp.



### COLLEGE HIGHLIGHTS CONT...

- In his lone season at Temple, he started 12 games and was named a First Team American Athletic Conference choice after finishing with 47 tackles (36 solo), 2.0 tackles for loss and 12 passes defended. He was awarded a single-digit jersey, which are awarded to the nine toughest players on the team.
- In 2017 at Presbyterian College, he started 11 games and was named a First Team All-Big South selection after recording 49 tackles, a school-record five interceptions and two fumble recoveries.
- As a sophomore, he started 11 games and tallied 31 tackles, 2.0 tackles for loss, one fumble recovery, nine passes defended and one defensive touchdown.
- In 2015, he appeared in 11 games (two starts) and accumulated 15 tackles and two passes defended.

### PERSONAL

- Attended Southwest DeKalb (Ga.) High School.
- Was a two-time all-county and all-region selection and DeKalb's leader in interceptions.
- A three-time region champion, three-time county champion and two-time state champion wrestler.
- A member of both the honor roll and principal's list.
- In 2019, he participated in the Colts Youth Football Camp and the Lids for Kids event.
- Born Abdurrahman Ibn Ya-Sin.



(ya-SEEN)

## ROCK YA-SIN'S - NFL REGULAR SEASON STATISTICS

DATE	TEAM	GP	GS	TACKLES							INTERCEPTIONS					FUMBLES			ST				MISC		
				TK	S	A	TFL	YDS	SK	YDS	QBH	NO	YDS	LG	TD	PD	FF	FR	YDS	TK	S	A	FF	FR	S
2019	Colts	15	13	61	53	8	2	6	0.0	0.0	0	1	0	0	0	5	0	1	0	1	1	0	0	0	0
<b>TOTALS</b>		<b>15</b>	<b>13</b>	<b>61</b>	<b>53</b>	<b>8</b>	<b>2</b>	<b>6</b>	<b>0.0</b>	<b>0.0</b>	<b>0</b>	<b>1</b>	<b>0</b>	<b>0</b>	<b>0</b>	<b>5</b>	<b>0</b>	<b>1</b>	<b>0</b>	<b>1</b>	<b>1</b>	<b>0</b>	<b>0</b>	<b>0</b>	<b>0</b>

### SINGLE-GAME HIGHS: DEFENSIVE

- Total Tackles** 10 at New Orleans Saints, Dec 16, 2019  
7 vs. Houston Texans, Oct 20, 2019  
6 vs. Jacksonville Jaguars, Nov 17, 2019  
...1 more at 6.
- Passes Defensed** 1 vs. Carolina Panthers, Dec 22, 2019  
...4 more at 1.
- Fumble Recoveries** 1 at Tampa Bay Buccaneers, Dec 08, 2019
- Tackles For Loss** 1 at New Orleans Saints, Dec 16, 2019  
...1 more at 1.
- Interceptions** 1 vs. Jacksonville Jaguars, Nov 17, 2019
- Special Teams Tackles** 1 vs. Denver Broncos, Oct 27, 2019

### 2019 GAME-BY-GAME REGULAR SEASON STATISTICS (COLTS)

DATE	OPPONENT	P/S	TACKLES							INTERCEPTIONS					FUMBLES			ST				MISC		W/L	SCORE		
			TK	S	A	SK	YDS	TFL	YDS	QBH	NO	YDS	LG	TD	PD	FF	FR	YDS	TK	S	A	FF	FR			S	A
09/08	at Chargers	S	2	2	0	0.0	0.0	0	0	0	0	0	0	0	0	0	0	0	0	0	0	0	0	0	0	L	24-30+
09/15	at Titans	P	3	1	2	0.0	0.0	0	0	0	0	0	0	0	0	0	0	0	0	0	0	0	0	0	0	W	19-17
09/22	Falcons	P	2	1	1	0.0	0.0	0	0	0	0	0	0	0	0	0	0	0	0	0	0	0	0	0	0	W	27-24
09/29	Raiders	S	4	4	0	0.0	0.0	0	0	0	0	0	0	1	0	0	0	0	0	0	0	0	0	0	0	L	24-31
10/06	at Chiefs	S	6	6	0	0.0	0.0	0	0	0	0	0	0	0	0	0	0	0	0	0	0	0	0	0	0	W	19-13
10/20	Texans	S	7	6	1	0.0	0.0	0	0	0	0	0	0	0	0	0	0	0	0	0	0	0	0	0	0	W	30-23
10/27	Broncos	S	4	4	0	0.0	0.0	0	0	0	0	0	0	0	0	0	0	1	1	0	0	0	0	0	0	W	15-13
11/03	at Steelers	S	2	2	0	0.0	0.0	0	0	0	0	0	0	0	0	0	0	0	0	0	0	0	0	0	0	L	24-26
11/10	Dolphins	S	4	4	0	0.0	0.0	0	0	0	0	0	0	1	0	0	0	0	0	0	0	0	0	0	0	L	12-16
11/17	Jaguars	S	6	5	1	0.0	0.0	1	2	0	1	0	0	0	1	0	0	0	0	0	0	0	0	0	0	W	33-13
11/21	at Texans		INACTIVE																							L	17-20
12/01	Titans	S	1	1	0	0.0	0.0	0	0	0	0	0	0	0	0	0	0	0	0	0	0	0	0	0	0	L	17-31
12/08	at Buccaneers	S	4	4	0	0.0	0.0	0	0	0	0	0	0	1	0	1	0	0	0	0	0	0	0	0	0	L	35-38
12/16	at Saints	S	10	8	2	0.0	0.0	1	4	0	0	0	0	0	0	0	0	0	0	0	0	0	0	0	0	L	7-34
12/22	Panthers	S	4	3	1	0.0	0.0	0	0	0	0	0	0	1	0	0	0	0	0	0	0	0	0	0	0	W	38-6
12/29	at Jaguars	S	2	2	0	0.0	0.0	0	0	0	0	0	0	0	0	0	0	0	0	0	0	0	0	0	0	L	20-38
<b>2019 TOTALS</b>		<b>15-13</b>	<b>61</b>	<b>53</b>	<b>8</b>	<b>0.0</b>	<b>0.0</b>	<b>2</b>	<b>6</b>	<b>0</b>	<b>1</b>	<b>0</b>	<b>0</b>	<b>0</b>	<b>5</b>	<b>0</b>	<b>1</b>	<b>0</b>	<b>1</b>	<b>1</b>	<b>0</b>	<b>0</b>	<b>0</b>	<b>0</b>	<b>0</b>	<b>7-9</b>	

+ - Overtime



# 32

# JULIAN BLACKMON

SAFETY



**6-0 • 187**

NFL EXP: Rookie

BORN: 8/24/98



UTAH



Blackmon was selected by the Colts in the third round (85th overall) of the 2020 NFL Draft.

## DOWN THE STRETCH

**What is on your bucket list:** I'm trying to skydive.

**Do you have any pets:** I have a Siberian Husky named Achilles.

**Do you have any nicknames:** Juice, JumpManJu

**What is the best advice you've been given:** Many are called, few are chosen. Be thankful for everything. Regret nothing.

**Who was your favorite athlete growing up:** Michael Jordan

**Who is your favorite artist:** Young Thug, J. Cole and Roddy Ricch

**What is your favorite food:** Steak

**What is your favorite TV show:** "Stranger Things"

**What is your favorite movie:** "Major Payne"

**What are your pet peeves:** Disrespectful people

**Do you have any hidden talents:** I can sing, I've got pipes.

**What is one thing you can't live without:** Socks

**What are your hobbies off the field:** Making music, playing basketball and fishing

@JumpManJu32

@jumpmanjuice



### MAKING THE SWITCH

After excelling at cornerback and earning Second Team All-Pac-12 honors in back-to-back seasons, Blackmon switched to safety for his senior year. He wanted to help the team wherever he could and made the decision to bring it up to the coaches. "I felt like playing safety was one of my better fits," Blackmon said. "So I came to the coaches and I asked them if I could move just because I felt like we had a lot of guys that could play corner." He ended up starting 12 games and totaled 60 tackles (41 solo), eight passes defended, a team-high four interceptions and tied for a team-high with two forced fumbles on his way to Second Team All-America recognition and First Team All-Pac-12 honors. Even with success at both positions, he is open to do whatever is asked of him in the NFL. "I mean, I'll play any position. It doesn't really matter. I think that I just came off a good year playing safety so I don't see why I couldn't play it. But whatever happens is whatever I will be playing."

### COLLEGE HIGHLIGHTS

- Appeared in 48 games (39 starts) at Utah (2016-19) and totaled 158 tackles (118 solo), 8.5 tackles for loss, 1.5 sacks, 29 passes defended, nine interceptions and two forced fumbles.
- In 2019, he earned Second Team All-America recognition and First Team All-Pac 12 honors as well as First Team All-America honors from *Sports Illustrated*, *The Athletic* and *Pro Football Focus* after he started 12 games and tallied 60 tackles (41 solo), 4.0 tackles for loss, 1.5 sacks, eight passes defended, a team-high four interceptions and tied for a team-high with two forced fumbles. In his first season at strong safety, he tied for the Pac-12 lead in interceptions (four). He was a finalist for the Polynesian Player of the Year. Named Pac-12 Defensive Player of the Week after recording a career-high 12 tackles (nine solo), 1.5 tackles for loss, 1.5 sacks, one interception and one forced fumble vs. UCLA.
- As a junior, he received Second Team All-Pac-12 honors after he started all 14 games at cornerback and totaled 48 tackles (38 solo), 4.0 tackles for loss, a team-high 11 passes defended and one interception. His 11 passes defended ranked fifth in the Pac-12. Recorded a season-high seven tackles (four solo) and a pass defended against Washington in the Pac-12 Championship.
- In 2017, he earned Second Team All-Pac-12 honors after he started all 14 games and totaled 48 tackles (38 solo), half a tackle for loss and had team highs in passes defended (10) and interceptions (four). In the Pac-12, his passes defended ranked tied for third and his interceptions ranked ninth. Named the MVP of the Heart of Dallas Bowl after he recorded two solo tackles and two interceptions. He was selected to The Associated Press and ESPN All-Bowl teams and also received Pac-12 All-Academic honorable mention honors.
- As a true freshman, he saw action in nine games on special teams and defense and tallied two tackles. He also contributed two kickoff returns for 26 yards.

### PERSONAL

- Attended Layton (Utah) High School and was a two-time Second Team All-Region selection after recording 52 tackles, six interceptions and 51 receptions for 940 yards and nine touchdowns for his career.
- He played both wide receiver and cornerback.
- Rated a three-star wide receiver by *Rivals.com*.
- Also played basketball and helped his team win the 2015 5A Utah State Championship and earned first-team All-State honors as a senior.
- Also ran track.
- He gave up Division I offers to play point guard to play football.
- Majored in sociology.
- A native of Layton, Utah.



# 9

# JACOB EASON

QUARTERBACK



## 6-6 • 231

NFL EXP: Rookie

BORN: 11/17/97

# W WASHINGTON



Eason was selected by the Colts in the fourth round (122nd overall) of the 2020 NFL Draft.

### DOWN THE STRETCH

**What is on your bucket list:** I want to travel.

**Do you have any pets:** I have a wiener dog named Ruby.

**Do you have a pregame ritual:** I pray.

**Do you have any nicknames:** Skinny

**What is the best advice you've been given:** Nothing in the world is free.

**Who is your mentor:** My dad

**Who is your favorite artist:** Luke Combs

**What is your favorite food:** Teriyaki

**What is your favorite vacation spot:** Hawaii

**What is your favorite TV show:** "The Office"

**What is your favorite movie:** "The Wolf of Wall Street"

**What are your pet peeves:** Being rushed

**Do you have any hidden talents:** Spikeball

**What is one thing you can't live without:** My mama

**Who was your favorite athlete growing up:** Peyton Manning

**What are your hobbies off the field:** Beach and lake surfing, playing Spikeball.

@skinnyqb10

@skinnyqb10



## A HIGH SCHOOL STANDOUT

Eason had quite a high school career at Lake Stevens (Wash.) High School about 40 miles outside of Seattle. He was a three-year starter at quarterback and committed to Georgia after his sophomore year. Eason tallied more than 9,000 passing yards throughout his high school career while also increasing the team's total wins each year. As a senior, one of their games was aired on ESPN because of his popularity and he capped off the season by being named Gatorade National Football Player of the Year and *USA Today's* Offensive Player of the Year. Eason was rated the No. 2 quarterback prospect in the 2016 class and No. 5 overall.



## SKINNY

Growing up in Lake Stevens, Wash., Eason was a standout athlete with an odd nickname. He earned it as young as three years old. His hair had grown long and curly and his dad decided to give him a hair cut. With Tony Eason not being a barber, he kept cutting the hair trying to make it perfect before there was no more to cut. He started calling him Skinny and his teachers, friends and coaches all followed suit throughout his life.

## COLLEGE HIGHLIGHTS

- Appeared in 32 games (26 starts) during his collegiate career at Washington (2019) and Georgia (2016-17) and completed 468-of-782 passes (59.8 percent) for 5,590 yards and 39 touchdowns with 16 interceptions.
- As a redshirt junior, he started 13 games at quarterback for Washington and completed 260-of-405 passes (64.2 percent) for 3,132 yards and 23 touchdowns with eight interceptions. His passing yards were the fourth-highest total in a single season in school history and his touchdowns also ranked sixth in Washington single-season history. In the season opener vs. Eastern Washington, he completed 27-of-36 passes for 349 yards and four touchdowns. It was the most passing yards in school history by a player in his first start and his four touchdowns are tied for the seventh-most in Washington single-game history. In a win over Hawaii, he completed 18-of-25 passes for 262 yards and three touchdowns. He completed 24-of-28 passes for 290 yards and three touchdowns with one interception in a win against BYU. He completed 13-straight passes during one stretch of the game.

## COLLEGE HIGHLIGHTS CONT...

- Redshirted the 2018 season after transferring from Georgia to Washington. He won the Bob Jarvis Offensive Scout Squad MVP at Washington's postseason awards banquet.
- In 2017, he saw action in six games (one start) and completed 4-of-7 passes (57.1 percent) for 28 yards.
- As a true freshman at Georgia in 2016, he played in 13 games (12 starts) and completed 204-of-370 passes (55.1 percent) for 2,430 yards and 16 touchdowns with eight interceptions. His 2,430 passing yards were the fourth-most for a freshman in Georgia history. He led two game-winning drives in the fourth quarter against Missouri and Kentucky. Made his first career start at Nicholls and finished 11-of-20 for 204 yards and one touchdown. He became the sixth true freshman quarterback to start a game in school history. In a win at Missouri, he completed 29-of-55 passes (52.7 percent) for 308 yards and three touchdowns. It was the most attempts by a Georgia quarterback since 2000.

## PERSONAL

- Attended Lake Stevens (Wash.) High School and earned the 2015 Gatorade National Player of the Year after he completed 235-of-338 passes for 3,585 yards and 43 touchdowns with six interceptions.
- As a senior, he also earned first-team all-state honors and was named Offensive Player of the Year by the *USA Today* and the *Seattle Times* after leading his team to a 12-1 record.
- As a junior, he recorded 2,829 passing yard and 32 touchdowns with three interceptions.
- Also was the starter as a sophomore and tallied 2,941 passing yards and 23 touchdowns with eight interceptions.
- Before an injury ended his freshman season, he threw for 458 yards and four touchdowns through four games.
- Rated a five-star quarterback coming out of high school and was the No. 2 rated quarterback.
- His father, Tony, played wide receiver at Notre Dame from 1984-88.
- Also was a three-year starter on the baseball team.
- A native of Lake Stevens, Wash.



@skinnyqb10



@skinnyqb10

# 59 JORDAN GLASGOW

LINEBACKER



6-1 • 226

NFL EXP: Rookie

BORN: 6/28/96

**M** MICHIGAN



Glasgow was selected by the Colts in the sixth round (213th overall) of the 2020 NFL Draft.

## DOWN THE STRETCH

**What is on your bucket list:** I want to travel around the world.

**Do you have a pregame ritual:** I listen to a specific playlist, look up tip sheets and do visualization.

**Do you have any nicknames:** Glass

**Who is your mentor:** My mother, my father and Coach Don Brown

**What is your favorite food:** Pizza and burgers

**What is your favorite vacation spot:** Punta Mita

**What is your favorite TV show:** "The Office"

**What is your favorite movie:** "Whiplash"

**Do you have any hidden talents:** Video games

**What is one thing you can't live without:** My family

**Who was your favorite athlete growing up:** LeBron James

**What are your hobbies off the field:** Video games and cooking



### MICHIGAN BLOOD

It is in the Glasgow family's blood to battle through adversity to achieve their goals. The three Glasgow boys, Graham, Ryan and Jordan, had a similar football career path. They all played at Marmion (Ill.) High School before attending Michigan as preferred walk-ons. They all ended up standing out enough to be selected in the NFL Draft. Graham was drafted by the Lions (third round, 2016) as an offensive lineman and recently signed a free-agent deal with the Broncos. Ryan was drafted by the Bengals (fourth round, 2017) as a defensive tackle. Jordan looks to continue the family trend in the NFL and credits his parents and grandparents for everything they have done for the family. "My parents worked very hard at their jobs to put us into a good situation to go to a good high school, to go to a great college, to be able to take a walk-on spot at the University of Michigan and being able to help us pay for tuition and not be afraid to go to that type of school both athletically and academically to be able to chase our dreams," Jordan said.



### PERSONAL

- Attended Marmion Academy in Aurora, Ill.
- His brother, Ryan, is a defensive tackle for the Bengals.
- His other brother, Graham, is an offensive lineman for the Broncos.
- Majored in business administration.
- A native of Aurora, Ill.

### COLLEGE HIGHLIGHTS

- Saw action in 53 games (15 starts) at Michigan (2015-19) and totaled 140 tackles (78 solo), 10.0 tackles for loss, 7.0 sacks, three passes defended, one forced fumble and two fumble recoveries.
- In 2019, started 13 games and recorded 89 tackles (46 solo), 7.0 tackles for loss, 5.0 sacks, two passes defended, one fumble recovery and one blocked punt. He was a Butkus Award semifinalist and received the Roger Zatkoff Award and Blue Collar Award. Started against Army and set a new career high with 11 tackles. Recorded 10 tackles and 1.0 tackle for loss against Alabama in the Vrbo Citrus Bowl.
- As a redshirt junior, he appeared in 13 games (two starts) and totaled 28 tackles (17 solo), 3.0 tackles for loss, 2.0 sacks and one forced fumble. Tied for the team high in tackles (six) at Rutgers. In the Chick-Fil-A Peach Bowl, he contributed three tackles and 1.0 tackle for loss.
- In 2017, he was named the team's Special Teams Player of the Year after he played in 13 games and had 11 tackles (seven solo) and one pass defended.
- As a redshirt freshman, he appeared in 12 games contributing on special teams with a team-high 12 tackles and one fumble recovery. He was named a Big Ten Distinguished Scholar.



# 85 DEZMON PATMON

WIDE RECEIVER



6-4 • 225

NFL EXP: Rookie

BORN: 8/6/98



WASHINGTON  
STATE



Patmon was selected by the Colts in the sixth round (212th overall) of the 2020 NFL Draft.

## DOWN THE STRETCH

**What is on your bucket list:** I want to visit Paris.

**Do you have any pets:** I have four dogs and a turtle.

**Do you have a pregame ritual:** I listen to music.

**Do you have any nicknames:** Dez

**What is the best advice you've been given:** Have confidence in yourself.

**Who is your mentor:** My father

**Who is your favorite artist:** Chance

**What is your favorite food:** Taco salad

**What is your favorite vacation spot:** San Diego

**What is your favorite TV show:** "Psych"

**What is your favorite movie:** "Chronicle"

**What are your pet peeves:** When people don't wash their hands

**Do you have any hidden talents:** Being great at Words with Friends

**What is one thing you can't live without:** Chapstick

**Who was your favorite athlete growing up:** Calvin Johnson

**What are your hobbies off the field:** Golfing

@dadpat7

@dadpat7

# 85

# DEZMON PATMON

WIDE RECEIVER



## COLLEGE HIGHLIGHTS

- Appeared in 43 games (12 starts) at Washington State (2016-19) and totaled 156 receptions for 1,976 yards (12.7 avg.) and 13 touchdowns. He recorded at least one reception in 33 straight games.
- In 2019, he appeared in 13 games (three starts) and tallied 58 receptions for 762 yards and eight touchdowns. He was named to the Biletnikoff Award watch list and was a Preseason All-Pac-12 honorable mention selection. His eight receiving touchdowns ranked second on the team. In a season-opening win at New Mexico State, he recorded seven receptions for 103 yards and one touchdown. Against Oregon State, he caught five passes for 75 yards and two touchdowns, marking his first two-touchdown reception game.
- As a junior, he saw action in 13 games (eight starts) and accumulated 61 receptions for a team-high 816 yards and five touchdowns. His receiving yards ranked eighth in the Pac-12. He recorded three 100-yard receiving games. He tied for a team-high with 11 receptions of 20-plus yards. His 13.4 yards per reception average was the best on the team.
- In 2017, he played in 13 games (one start) and totaled 35 receptions for 379 yards and was named a Pac-12 All-Academic honorable mention selection. Made his first career start against Michigan State and had four receptions for 38 yards.
- As a freshman, appeared in four games and recorded two receptions for 19 yards.

## PERSONAL

- Attended Patrick Henry High School in San Diego, Calif. and tallied 53 receptions for 669 yards and five touchdowns while also leading the league with five interceptions as a senior.
- As a junior, he posted 43 receptions for 873 yards and 14 touchdowns. He also added 27 tackles and three interceptions as a defensive back.
- Rated a three-star prospect by *Rivals.com* and *Scout.com*.
- Also ran track in high school.
- He participated in the 2020 East-West Shrine Game.
- His uncle, DeWayne Patmon, played linebacker at Michigan and for the New York Giants (2000-01).
- A native of San Diego, Calif.





6-4 • 306

NFL EXP: Rookie

BORN: 6/19/96



## BALL STATE



Pinter was selected by the Colts in the fifth round (149th overall) of the 2020 NFL Draft.

### DOWN THE STRETCH

**What is on your bucket list:** Catch a marlin, visit every national park

**Do you have any pets:** I have one dog who is a lab/pit mix.

**Do you have a pregame ritual:** I stick to the same routine every time.

**What is the best advice you've been given:** You become what you think about.

**Who is your mentor:** My parents

**Who is your favorite artist:** Eric Church

**What is your favorite food:** Steak

**What is your favorite vacation spot:** Eagle River, Wisconsin

**What is your favorite TV show:** "River Monsters"

**What is your favorite movie:** "The Revenant"

**What are your pet peeves:** People who don't give full effort.

**What is one thing you can't live without:** A fishing rod

**Who was your favorite athlete growing up:** Brian Urlacher

**What are your hobbies off the field:** Fishing and hiking



## INDIANA THROUGH AND THROUGH

Pinter has spent his entire life in the great state of Indiana. He grew up in South Bend and attended John Adams High School before accepting his only Division I scholarship offer from Ball State in Muncie, Ind. After a successful career at Ball State and earning First Team All-MAC honors in 2019, Pinter became the first player from South Bend drafted since Charles Swann in 1992. He is ready to get started professionally in the only state he knows. "I mean this state means a lot to me. I've lived here my whole life, I have played football here my whole life. So to have the opportunity to stay here and stay around a bunch of people who helped me get to his point is – really, I can't put it into words. I mean I am so excited."

## COLLEGE HIGHLIGHTS

- Appeared in 43 games (35 starts) at Ball State (2015-19) while playing both right tackle and tight end and was an All-MAC Academic selection four times (2016-19).
- As a senior, he was named an All-MAC first-team selection after he started 12 games at right tackle and was one of two offensive linemen to start every game. Helped the offense rush for more than 200 yards in seven games, including a season-best 374 yards in a win over Toledo. He also earned Ball State's John Magnabosco Award, which is given to the most outstanding player, and the Ball State Dave McLain Leadership Award. He scored a five-yard touchdown on a lateral against Central Michigan.
- In 2018, he switched to offensive tackle and started all 12 games and was the only offensive lineman to start every game at the same position. Against Central Connecticut, he helped the offense rush for a season-high 316 yards. He helped block for a rushing attack that rushed 51 times in a win against Central Michigan.
- As a redshirt sophomore, he saw action in seven games (six starts) at tight end and recorded six receptions for 46 yards and one touchdown. Received the Ball State Ray Louthen Award, which is given to the most improved player. He suffered a season-ending injury against Central Michigan.
- In 2016, he appeared in 12 games (five starts) and tallied three receptions for 10 yards. Earned his first collegiate start at Indiana.
- Redshirted the 2015 season.

## MR. VERSATILE

Pinter came into his freshman year at Ball State expecting to play tight end all four years. In high school, he tallied 46 receptions for 792 yards at tight end. After redshirting his freshman year, he spent two seasons at tight end and totaled nine receptions for 56 yards and one touchdown. His coach came to him to see if he was willing to make the switch to tackle, and Pinter was all for it. He ended up starting all 24 games combined the next two seasons at right tackle while earning All-MAC first-team honors and Ball State's John Magnabosco award, which is given to the most outstanding player in 2019. He is happy with the switch and knows it helped him get to the NFL. "I mean I love offensive line, it fits me well and it definitely helped me get to this point."

## PERSONAL

- Attended John Adams High School in South Bend, Ind. and helped lead the team to an 18-14 record in his career, including the school's winningest season in more than 50 years his sophomore year.
- He was selected a team captain as a senior and was named an Indiana Football Coaches Association All-State selection after he totaled 27 receptions for 492 yards and two touchdowns as well as 66 tackles, 22.0 tackles for loss, 8.0 sacks and three blocked kicks. He also earned the team's MVP award.
- For his career, he totaled 46 receptions for 792 yards as well as 138 tackles, 40.0 tackles for loss and 12.0 sacks.
- Tallied four blocked kicks during his high school career.
- Lettered in basketball as well and helped the team to back-to-back sectional championships.
- As a junior, he earned the basketball team's Most Improved Player.
- Majored in business administration.
- A native of South Bend, Ind.



# 86 MICHAEL PITTMAN

WIDE RECEIVER



6-4 • 223

NFL EXP: Rookie

BORN: 10/5/97




USC



Pittman Jr. was selected by the Colts in the second round (34th overall) of the 2020 NFL Draft.

### *A FAMILY BUSINESS*

Pittman Jr. had a front-row seat to what it takes to make it to the NFL. His father, Michael Pittman Sr., played in the NFL for the Cardinals, Buccaneers and Broncos for a combined 11 seasons and accumulated 5,627 rushing yards and 3,512 receiving yards. He also won Super Bowl XXXVII with the Bucs. Pittman Jr. leaned on his dad for advice throughout his journey to the NFL. "It's just awesome to have him because he's pretty much coached me up my whole life about the NFL, dealing with coaches, locker-room life and basically teaching me to be a football player throughout my whole life," Pittman Jr. said. His dad also always knew he would be a wide receiver. "He predicted that I was going to be a receiver because when I was in high school I played linebacker, I played safety and I played running back. So not until my junior year of high school is when I really started playing wideout. Then my freshman year when I was struggling, he told me that one day that I was going to be one of the top wideouts and I ended up being a finalist for the Biletnikoff."



### *A YOUTUBE HOBBY*

Off the field, Pittman Jr. enjoys creating content for his YouTube channel. He and his girlfriend, Kianna, document everything from his path to the draft, pranks with his family as well as moves and endorsement signings. Their account, 'Michael and Kianna' has over 180,000 subscribers and over 40 videos posted.



@MikePitt\_Jr



@michael\_pittman\_jr



## COLLEGE HIGHLIGHTS

- Appeared in 48 games (30 starts) at USC (2016-19) and tallied 171 receptions for 2,519 yards (14.7 avg.) and 19 touchdowns. He had nine 100-yard receiving games in his career and his 171 career receptions rank 12th in school history.
- In 2019, he was a team captain and started all 13 games and totaled 101 receptions for 1,275 yards (12.6 avg.) and 11 touchdowns. He ranked near the top of the nation per game in receptions (fifth), receiving yards (15th) and receiving touchdowns (19th). Among Pac-12 receivers, he ranked in the top three in receptions (first), receiving yards (third) and receiving touchdowns (second). He made the 2019 Associated Press All-America second-team, Football Coaches All-America second-team, Walter Camp All-America second-team and Phil Steele All-America second-team. He was awarded the 2019 Pop Warner College Football Award, which is given to a senior who made an impact on the field, classroom and community. Was a finalist for the Biletnikoff Award and for the Witten Award. Named the team's MVP and also won USC's Community Service Award and Lifters Award. Against Utah, he tallied 10 receptions for a career-high 232 yards and one touchdown. It was the fifth-most receiving yards in a game by a Trojan in school history.
- As a junior, he earned All-Pac-12 honorable mention honors after he recorded 41 receptions for 758 yards (18.5 avg.) and six touchdowns. Also was named to the Phil Steele All-Pac-12 second-team. His yards per reception ranked first in the Pac-12 and ranked 19th nationally and he earned USC's Offensive Perimeter Player of the Year Award.
- In 2017, saw action in 11 games (six starts) and accumulated 23 receptions for 404 yards (17.6 avg.) and two touchdowns. He also added six tackles, one blocked punt and two punt returns for 89 yards and one touchdown. Named a First Team All-Pac-12 selection as a special teams player and was selected as USC's Co-Special Teams Player of the Year. Against UCLA, he returned a punt for a 72-yard touchdown and went on to win Pac-12 Special Teams Player of the Week.
- As a true freshman, he appeared in 13 games on offense and special teams and totaled six receptions for 82 yards (13.7). He also tallied two punt returns for 63 yards (31.5 avg.) and four kickoff returns for 31 yards (7.8 avg.). On special teams, he added seven tackles, one forced fumble and a blocked punt.

## PERSONAL

- Attended Oaks Christian High School in Westlake Village, Calif and was named a 2015 Parade First Team All-America and *USA Today's* All-California Offensive Player of the Year.
- As a senior, he played both wide receiver and safety and totaled 81 receptions for 1,990 yards and 24 touchdowns as well as 31 tackles and an interception. Also added 17 kickoff returns for 477 yards and one touchdown.
- As a junior, he was named a Cal-Hi Sports All-State Junior second-team choice, *Los Angeles Daily News* All-Area first-team selection and All-Marmonte League Co-Receiver of the Year after recording 47 receptions for 914 yards and 12 touchdowns.
- His father, Michael, played 11 seasons in the NFL with the Cardinals (1998-2001), Buccaneers (2002-07) and Broncos (2008). He won SB XXXVII with the Buccaneers.
- His brother, Mycah, is a wide receiver at the University of Oregon. The duo played each other on Nov. 2, 2019 when USC hosted Oregon. Michael (eight receptions for 37 yards) and Mycah (three receptions for 36 yards) each registered a receiving touchdown as the Ducks won, 56-24.
- Majored in sociology at USC.
- He was also recruited as a safety and linebacker.
- A native of Woodland Hills, Calif.



# 34 ISAIAH RODGERS

CORNERBACK



5-10 • 170

NFL EXP: Rookie

BORN: 1/7/98



MASSACHUSETTS



Rodgers was selected by the Colts in the sixth round (211th overall) of the 2020 NFL Draft.

## DOWN THE STRETCH

**What is on your bucket list:** Bora Bora

**Do you have any pets:** I have one dog.

**Do you have a pregame ritual:** I pray at the 40-yard line.

**Do you have any nicknames:** Fuzzy, Zay, Rodgers

**What is the best advice you've been given:** Never let your head down, unless you're praying.

**Who is your mentor:** Dominique Rodgers-Cromartie

**Who is your favorite artist:** Chris Brown

**What is your favorite food:** Chicken wings

**What is your favorite vacation spot:** Cayman Islands

**What is your favorite TV show:** "SportsCenter"

**What is your favorite movie:** "Spiderman"

**What are your pet peeves:** Dirty nails

**What is one thing you can't live without:** My family

**What are your hobbies off the field:** Bowling, movies and shopping

@rodgers\_isaiah

@isaiahrodgers

# 34 ISAIAH RODGERS

## CORNERBACK



### A GUIDING HAND

Rodgers has been able to see what it is like to be an NFL cornerback since a young age. His cousin, Dominique Rodgers-Cromartie, played 12 seasons in the NFL and earned two Pro Bowl appearances and one Second Team All-Pro selection. "I think he made me the person that I am today," Rodgers said. Even with the difference in age, they still train and push each other. "There are things that he can do that I can't, and there are a lot of things that I can do that he can't. So we just compete and just try to be the best that we can. It's just a family love."



### PERSONAL

- Attended Blake High School in Tampa, Fla. and was a three-time football and two-time track and field letterman.
- As a senior, he tallied 10 touchdowns and 17.2 yards per reception as a receiver. He also added 34 tackles, four interceptions and four blocked field goals.
- He was a two-time All-Conference selection.
- Played in the Hillsborough County All-Star Game.
- A native of Tampa, Fla.

### COLLEGE HIGHLIGHTS

- In four years at Massachusetts (2016-19), he defended 46 passes, which ranks third all-time in school history and is the most in the FBS-era for the program. He also owns school records for kickoff returns (99), kickoff return yards (2,338) and interceptions returned for a touchdowns (three).
- In 2019, he started 12 games at cornerback and recorded 42 tackles, 3.0 tackles for loss, 10 passes defended, four interceptions (three returned for touchdowns), one forced fumble and one fumble recovery. On special teams, he had 53 kickoff returns for 1,295 yards, which both ranked No. 1 among all FBS players. He also added 11 punt returns for 120 yards. He led the team in all-purpose yards per game (122.8). He earned All-ECAC honors as a defensive back and a return specialist. Also named a Phil Steele All-Independent second-team selection at both positions. Was one of just three active FBS players with three interceptions returned for touchdowns.
- As a junior, he started 10 games and tallied 56 tackles (41 solo), 3.0 tackles for loss, four passes defended and two interceptions. He was named a Phil Steele Preseason All-Independent first-team selection. Had a career-high 13 tackles, 2.0 tackles for loss, two passes defended and one interception returned for a touchdown at Ohio.
- In 2017, he tallied 50 tackles, 3.0 tackles for loss, a team-high 14 passes defended and three interceptions (one returned for a touchdown). He was a Phil Steele All-Independent first-team selection and an All-ECAC second-team choice. Recorded five games with six or more tackles. Against No. 21 Mississippi State, he had three tackles, 1.0 tackle for loss and two interceptions (one returned for a touchdown).
- As a freshman, he appeared in 11 games (eight starts) and accumulated 40 tackles (21 solo) and two interceptions. Against FIU, he totaled four tackles and three passes defended.



@rodgers\_isaiah



@isaiahrodgers

# 28

# JONATHAN TAYLOR

RUNNING BACK



**5-10 • 226**

**NFL EXP: Rookie**

**BORN: 1/19/99**



**WISCONSIN**



Taylor was selected by the Colts in the second round (41st overall) of the 2020 NFL Draft.

### ***TOPPING THE COMPETITION***

Before being selected in the 2020 NFL Draft, Taylor knew he wanted to invest in his future. He went over different opportunities with his marketing team and agent, and decided to invest in a brand he knew really well. Taylor enjoyed pizza at Toppers down the road from his residence during his three years at Wisconsin and decided that he wanted a piece of the pie. He now has a lifetime partnership with the brand and has co-ownership of four Madison, Wisconsin franchise locations.

### ***MAKING A TOUGH CALL***

After breaking the New Jersey high school single-season rushing record and being a standout in track and field, Taylor had the tough decision to make on his next step. He had interest from many schools including Wisconsin, Rutgers, Yale, Harvard and Army. He originally committed to Rutgers to stay closer to home, before decommitting and deciding on Wisconsin. However, the chance to go to an Ivy League school like Harvard or Yale was not lost on him. He even visited Yale three times in the process. "I enjoyed myself every time I went up there. That was tough. It was a tough decision to decide between Ivy League and the University of Wisconsin."



# 28 JONATHAN TAYLOR

RUNNING BACK



## A HISTORICAL COLLEGE CAREER

In just three years with the Badgers, Taylor made his mark on both the university as well as the NCAA. He tallied 926 carries for 6,174 yards and 50 touchdowns, while also adding 42 receptions for 407 yards and five touchdowns. His career rushing yards rank No. 6 all-time among FBS players and is No. 2 all-time among the Big Ten. Taylor is also only the seventh player in FBS history to rush for 6,000 yards and the first ever to do so in just three seasons, and is the only player in FBS history to rush for at least 1,900 yards in three consecutive seasons.

# JONATHAN TAYLOR

URB

**AT WISCONSIN...**

- NO. 6 ALL-TIME AMONG FBS PLAYERS IN RUSHING (6,174 YARDS) AND NO. 2 ALL-TIME AMONG BIG TEN PLAYERS
- TWO-TIME DOAK WALKER AWARD WINNER (2018, 2019)
- TWO-TIME UNANIMOUS FIRST-TEAM ALL-AMERICAN (2018, 2019)
- THIRD PLAYER IN FBS HISTORY WITH MULTIPLE 2,000-YARD RUSHING SEASONS



- ONLY PLAYER IN FBS HISTORY TO RUSH FOR AT LEAST 1,900 YARDS IN THREE CONSECUTIVE SEASONS
- BROKE FBS RECORD FOR MOST RUSHING YARDS BY A PLAYER IN ANY THREE-YEAR SPAN
- AVERAGE OF 6.87 YARDS PER CARRY RANKS NO. 2 IN SCHOOL HISTORY
- RUSHED FOR AT LEAST 100 YARDS IN 32 GAMES, THIRD-MOST IN FBS HISTORY
- HAD 12 GAMES OF 200-PLUS YARDS
- SCORED 50 RUSHING TOUCHDOWNS AND 95 TDs IN TOTAL
- FIRST PLAYER IN SCHOOL HISTORY TO RECORD THREE GAMES OF 200-PLUS RUSHING YARDS AGAINST A SINGLE OPPONENT

## COLLEGE HIGHLIGHTS

- Appeared in 41 games (40 starts) at Wisconsin (2017-19) and totaled 926 carries for 6,174 yards and 50 touchdowns. Also added 42 receptions for 407 yards and five touchdowns. Named the Doak Walker Award winner, a unanimous All-America choice, First Team All-Big Ten and Big Ten Running Back of the Year in both 2018 and 2019. He is the seventh player in FBS history to rush for 6,000 yards and the first ever to do so in just three seasons. His 6,174 career rushing yards rank No. 6 all-time among FBS players and is No. 2 all-time among the Big Ten. He is the third player in FBS history with multiple 2,000-yard rushing seasons and the only player in FBS history to rush for at least 1,900 yards in three consecutive seasons. Rushed for at least 100 yards in 32 games. Tallied 12 games of 200-plus yards.
- In 2019, as a team captain he was named the Doak Walker Award winner, a unanimous All-America choice, First Team All-Big Ten and Big Ten Running Back of the Year after starting 14 games and totaling 2,003 yards on 320 carries with 21 touchdowns. Also added 26 receptions for 252 yards and five touchdowns. He led the nation with 26 total touchdowns. He was a four-time Big Ten Offensive Player of the Week and accumulated four 200-yard rushing performances, including three straight in November in wins over Iowa, Nebraska and Purdue.

## COLLEGE HIGHLIGHTS CONT...

- As a sophomore, he was named the Doak Walker Award winner, a unanimous All-America choice, First Team All-Big Ten and Big Ten Running Back of the Year after he started 13 games and recorded 307 carries for a nation-high 2,194 yards and 16 touchdowns as well as eight receptions for 60 yards. He led the nation in rushing yards per game (168.8) and topped the 100-yard mark in 12-of-13 games, including seven games of 150-plus and five games of 200-plus. Was selected as a two-time Big Ten Offensive Player of the Week and named the New Era Pin Stripe Bowl MVP after rushing for 205 yards and one touchdown in a win over Miami.
- In 2017, he was named Big Ten Freshman of the Year, First Team All-Big Ten and Second Team All-America after he saw action in 14 games (13 starts) and accumulated 299 carries for 1,977 yards and 13 touchdowns. He also contributed eight receptions for 95 yards. He hit the 100-yard rushing mark in 10 games with five games of 150-plus rushing yards and three 200-rushing yard performances. He was selected as a two-time Big Ten Offensive Player of the Week and an eight-time Big Ten Freshman of the Week.



# 28 JONATHAN TAYLOR

RUNNING BACK



## PERSONAL

- Attended Salem (N.J.) High School and finished his career with 4,642 rushing yards and 51 total touchdowns.
- As a senior, he was named First Team All-State and South Jersey Times Offensive Player of the Year after he set a New Jersey single-season record with 2,510 rushing yards and also added 35 touchdowns.
- As a junior, he earned First Team All-Conference honors after he rushed for 1,383 yards and 15 touchdowns.
- He earned Second Team All-Conference honors as a sophomore after rushing for 500 yards and five touchdowns.
- Selected as a two-time team MVP and team captain.
- Won back-to-back New Jersey Meet of Champions titles in 100 meters as a junior and senior.
- Selected as the *South Jersey Times* Boys Track Athlete of the Year as a junior and senior.
- His father, Jonathan, played basketball at San Francisco State (1982-86).
- Volunteered with a community food drive, as a peer tutor and helped with a project to rebuild a classroom for students in India.
- Majored in philosophy at Wisconsin.
- A native of Salem, N.J.

# 93 ROBERT WINDSOR

DEFENSIVE TACKLE



6-4 • 290

NFL EXP: Rookie

BORN: 1/15/97



PENN STATE



Windsor was selected by the Colts in the sixth round (193rd overall) of the 2020 NFL Draft.

## DOWN THE STRETCH

**What is on your bucket list:** Travel to different countries to experience different cultures

**Do you have any pets:** Yes, I have a dog named Prince. He is a King Charles Cavalier who loves to cuddle.

**Do you have a pregame ritual:** Before a game I like to find a quiet place and visualize myself executing the game plan and making big plays in the backfield.

**Do you have any nicknames:** The Big Cheese

**What is the best advice you've been given:** Have a vision. You need to know where you want to go. That is the first step of getting there.

**Who is your mentor:** My football mentor is Chuck Smith. He helped me build a foundation to be the player I am today.

**What is your favorite food:** Chicken baked ziti

**What is your favorite vacation spot:** Elkhart Lake, Wisconsin

**What is your favorite TV show:** "Avatar: The Last Airbender"

**What is your favorite movie:** "The Patriot"

**What are your pet peeves:** Clutter in the house

**Do you have any hidden talents:** Sailing

**What is one thing you can't live without:** My fiancée

**Who was your favorite athlete growing up:** Shaquille O'Neal

**What are your hobbies off the field:** Hiking, fishing, camping, meditating and playing with my dog

# 93 ROBERT WINDSOR

DEFENSIVE TACKLE



## MAKING THE HOMETOWN PROUD

Growing up in the city of Fond du Lac, Wis., Windsor knew he wanted to make it to the NFL. After starring at Fond du Lac High School, he became the first recruit from Wisconsin in Penn State's prior 11 freshman classes. He earned All-Big-Ten third-team honors by the coaches and then became the first player drafted from the city since Cory Raymer in 1995, who played 10 seasons with Washington.



## COLLEGE HIGHLIGHTS

- Appeared in 52 games (26 starts) at Penn State (2015-19) and tallied 121 tackles (49 solo), 20.0 tackles for loss, 14.0 sacks, three forced fumbles and three fumble recoveries.
- In 2019, he was named an All-Big Ten third-team selection by the coaches and All-Big Ten honorable mention by the media and Pro Football Focus after he started 13 games and accumulated 40 tackles (28 solo), 5.0 tackles for loss and 3.5 sacks. He won the Lions Pride Outstanding Senior Player Award for the greatest career contribution to Penn State Football. Also was named to the preseason Outland Trophy watch list.
- As a redshirt junior, he was named an All-Big Ten second-team selection by The Associated Press and earned All-Big Ten honorable mention recognition after he started 12 games and recorded 39 tackles in addition to career highs in tackles for loss (11.0), sacks (7.5) and forced fumbles (two). Selected as Big Ten Defensive Player of the Week after he recorded six tackles (five solo), 2.0 tackles for loss and 2.0 sacks vs. Wisconsin. His 0.63 sacks per game ranked sixth in the Big Ten.
- In 2017, he saw action in 13 games and totaled 19 tackles (six solo), 2.5 tackles for loss, 2.0 sacks, one forced fumble and three fumble recoveries. He ranked first in the Big Ten and fourth nationally in fumble recoveries.
- As a redshirt freshman, he appeared in 14 games (one start) and tallied 23 tackles (nine solo), 1.5 tackles for loss and 1.0 sack. He earned All-Big Ten All-Freshman team honorable mention honors. Made his first career start at Purdue and totaled three tackles.
- Redshirted the 2015 season.

## PERSONAL

- Attended Fond Du Lac (Wis.) High School and was a three-time letterman on the football team.
- As a senior, he earned first-team all-state honors from the Wisconsin Football Coaches Association and The Associated Press after he recorded 56 tackles, 13.0 tackles for loss and 5.5 sacks.
- Selected as the *Action Reporter Media* 2014 Defensive Player of the Year.
- As a junior, he was a Valley Football Association South second-team selection after compiling 42 tackles, 22.0 tackles for loss and 4.0 sacks.
- Rated a three-star prospect.
- Also played two years of basketball.
- Majored in telecommunications.
- Engaged to his fiancée, Tedi.
- A native of Fond Du Lac, Wis.



**6-1 • 184**  
**GEORGIA**  
**NFL EXP: Rookie**  
**BORN: 1/29/97**

#### CAREER TRANSACTIONS:

- Signed by the Colts as an undrafted free agent on April 29, 2020.

#### COLLEGE:

- Appeared in 56 games at Georgia (2016-19) and converted 80-of-97 field goals (82.5 percent) and 200-of-200 extra points (100 percent) totaling 440 total points, which ranks second in SEC history. His career field goal percentage ranks first in Georgia history.
- In 2019, he was named the Lou Groza Award winner as the nation's top placekicker, First Team All-America by *USA Today*, *Sports Illustrated*, Walter Camp and Pro Football Focus and First Team All-SEC after appearing in 14 games and converting 27-of-33 field goals (81.8 percent) and 46-of-46 PATs for 127 total points. He also added 65 kickoff touchbacks. He earned SEC Special Teams Player of the Week six times.
- As a redshirt junior, he was named an All-SEC second-team selection after he saw action in 14 games and connected on 19-of-23 field goals (82.6 percent) and 65-of-65 PATs for 122 total points, which ranked third in the SEC and 10th in the nation. Was named a semifinalist for the Lou Groza Award. He also contributed 82 kickoff touchbacks. During the season, he had a streak of 14 straight field goal attempts without a miss.

- In 2017, he appeared in 15 games and converted 20-of-23 field goals (87.0 percent) and 63-of-63 PATs for 123 points, which ranks as the third-highest point total in Georgia history. He was named to ESPN's All-Bowl team after he converted a career-long 55-yard field goal against Oklahoma in the Rose Bowl.
- As a redshirt freshman, he was named to the SEC All-Freshman Team after he appeared in 13 games and converted 14-of-18 field goals (77.8 percent) and 26-of-26 PATs for 68 total points. Against Kentucky, he converted four field goal attempts, including the game-winner as time expired.
- Redshirted the 2015 season.

#### PERSONAL:

- Attended Sprayberry High School in Marietta, Ga.
- As a senior, he made 7-of-10 field goals (70 percent), including a 56-yarder and 51-yarder.
- Selected to play in the 2014 U.S. Army All-American Bowl.
- Majored in digital and broadcast journalism.
- His nickname is 'Hot Rod.'
- A native of Marietta, Ga.





**6-4 • 283**  
**SOUTH DAKOTA**  
**NFL EXP: Rookie**  
**BORN: 2/19/98**

**CAREER TRANSACTIONS:**

- Signed by the Colts as an undrafted free agent on April 29, 2020.

**COLLEGE:**

- Appeared in 43 games (28 starts) at South Dakota and had 121 tackles (67 solo), 22.0 tackles for loss, 7.0 sacks, one pass defended, two forced fumbles, two fumble recoveries and one blocked kick.
- Participated in 2020 Hula Bowl.
- In 2019, played in all 12 games (10 starts) and finished with 36 tackles (21 solo), 10.0 tackles for loss, 4.0 sacks, one pass defended, one forced fumble and one blocked kick.
- Started seven games in 2018 and tallied 22 tackles (15 solo), 7.5 tackles for loss, 1.0 sack, one forced fumble and one fumble recovery.
- In 2017, saw action in all 13 games (11 starts) and registered 40 tackles (20 solo), 1.5 tackles for loss and one fumble recovery.

- As a true freshman in 2016, played in all 11 games and recorded 23 tackles (11 solo), 3.0 tackles for loss and 2.0 sacks.

**PERSONAL:**

- Attended Patrick Henry High School in San Diego, Calif.
- Finished career with 105 tackles, 11.0 sacks, four forced fumbles, three blocked field goals, one blocked punt and one interception.
- Also saw action at tight end and caught 21 passes for 300 yards and four touchdowns.
- Named First Team All-League Defense for the City League.
- Selected to the San Diego Friday Night League all-star game.
- Played on the basketball team.
- Majored in sport marketing & media.
- A native of San Diego.



6-3 • 257  
**SYRACUSE**  
**NFL EXP: Rookie**  
**BORN: 4/9/98**

#### CAREER TRANSACTIONS:

- Signed by the Colts as an undrafted free agent on April 29, 2020.

#### COLLEGE:

- Appeared in 44 games (43 starts) at Syracuse (2016-19) and totaled 137 tackles (70 solo), 26.5 tackles for loss, 15.5 sacks, two passes defended and one blocked kick. He was a two-time First Team All-Eastern Collegiate Athletic Conference selection (2018-19).
- In 2019, he was a defensive team captain and a First Team All-ECAC selection after he started all 12 games and totaled 48 tackles (20 solo), 10.5 tackles for loss, 4.0 sacks and two passes defended. He received the 2019 Bill Horr Award as the team's MVP and finished second on the team in tackles for loss.
- As a junior, he was a First Team All-ECAC selection after he started all 12 games and compiled 32 tackles (23 solo), 12.0 tackle for loss and 10.0 sacks. He tied for first in the conference and ranked eighth nationally in sacks per game (0.83). He set the Camping World Bowl record with 3.0 sacks against West Virginia.
- In 2017, he started eight games and finished with 28 tackles (14 solo), 2.5 tackles for a loss and half a sack. He posted a career-best nine tackles, including half a sack, against Central Michigan. He was named to the 2018 Spring SU Athletic Director's Honor Roll.

- As a freshman, he played in all 12 games (11 starts) and recorded 29 tackles (13 solo), 1.5 tackles for loss, 1.0 sack and one blocked kick. He led all Syracuse true freshmen in tackles and became the first true freshman to start a season opener at defensive end for the Orange since 1996. He registered one tackle and blocked an extra point versus Virginia Tech. It marked the first blocked PAT for a Syracuse defender since 2012.

#### PERSONAL:

- Attended Cathedral High School in Indianapolis.
- Majored in human development and family science.
- Totaled four tackles, 1.0 sack and two quarterback hits as a member of the East roster in the 2020 East-West Shrine Bowl.
- His cousin, Jon Hill, played football at Butler University.
- A native of Indianapolis.





6-3 • 245  
**MISSISSIPPI STATE**  
**NFL EXP: Rookie**  
**BORN: 6/10/97**

#### CAREER TRANSACTIONS:

- Signed by the Colts as an undrafted free agent on April 29, 2020.

#### COLLEGE:

- Played in 51 career games (34 starts) at Mississippi State from 2015-19 and totaled 52 receptions for 633 yards and two touchdowns.
- In 2019, he started all 13 games and registered career highs in receptions (21) and receiving yards (257) while adding one touchdown reception.
- As a redshirt junior, he appeared in all 13 games and compiled 11 receptions for 81 yards. He caught passes in nine different games.
- In 2017, he started 13 games and tallied nine receptions for 174 yards. His 62-yard reception against Charleston Southern in the season opener was MSU's longest of the year.
- As a redshirt freshman, he played in 12 games (eight starts) and posted 11 receptions for 121 yards and one touchdown.
- Redshirted as a true freshman in 2015.

#### PERSONAL:

- Attended Wesson Attendance Center in Wesson, Miss.
- As a senior, caught 25 passes for 409 yards and eight touchdowns. Also registered 11 kickoff returns for a 29.6 average and rushed for 51 yards on 16 carries. On defense, registered 22 tackles, one interception and one fumble recovery.
- Named to the American Family Insurance All-USA Mississippi Football Team after his senior season.
- Selected to the 2014 *247Sports* All-State All-Prospect First-Team Offense.
- Considered a three-star tight end according to ESPN, *Scout*, *Rivals* and *247Sports*. Was fourth-ranked player at his position in the country according to *Scout.com*.
- Was a four-year standout on the basketball team.
- Earned degree in human development and family sciences.
- A native of Brookhaven, Miss.



5

## DEMICHAEL HARRIS

WIDE RECEIVER



5-8 • 178  
**SOUTHERN MISSISSIPPI**  
**NFL EXP: Rookie**  
**BORN: 7/12/98**

**CAREER TRANSACTIONS:**

- Signed by the Colts as an undrafted free agent on April 29, 2020.

**COLLEGE:**

- Appeared in 23 games (13 starts) at Southern Mississippi and compiled 61 receptions for 587 yards and five touchdowns. Also tallied 122 carries for 621 yards and five touchdowns. Totaled 23 kickoff returns for 594 yards and one touchdown.
- In 2019, garnered Conference USA honorable mention recognition after converting to running back from wide receiver. Started 12 games and registered 113 carries for 541 yards and five touchdowns. Also caught 34 passes for 346 yards and three touchdowns and posted 10 kickoff returns for 282 yards and one touchdown.
- Appeared in all 11 games (one start) in 2018 and finished with 27 receptions for 241 yards and two touchdowns. Had nine rushing attempts for 80 yards and 13 kickoff returns for 312 yards.
- Prior to Southern Mississippi, played two seasons (2016-17) at Hinds Community College (Miss.). Saw action in 18 games and finished with 40 carries for 96 yards and one touchdown, 47 receptions for 477 yards, five punt returns for 23 yards and 43 kickoff returns for 1,218 yards and two touchdowns.

**PERSONAL:**

- Attended St. Aloysius (Miss.) High School.
- Appeared in 46 games and carried the ball 362 times for 3,649 yards and 47 touchdowns. Also had 30 receptions for 377 yards and five touchdowns for 5,368 all-purpose yards.
- As a junior, named First Team All-State by the Mississippi Association of Coaches.
- Had accomplished track career and won the MAIS state title in the 100 (10.55), 200 (20.8) and 400-meter (47.96).
- Majored in exercise science and as a senior was voted a member of the 11-person C-USA All-American team with a 3.64 grade point average.
- A native of Vicksburg, Miss.



@only1demike



@only1demike



**61****CARTER O'DONNELL**

TACKLE

**6-5 • 313**  
**ALBERTA**  
**NFL EXP: Rookie**  
**BORN: 12/23/98****CAREER TRANSACTIONS:**

- Signed by the Colts as an undrafted free agent on April 29, 2020.

**COLLEGE:**

- Played four seasons at the University of Alberta in Canada and earned First Team All-Canadian honors in 2019 and Second Team All-Canadian honors in 2018.
- He was a Canada West All-Star in 2018 and 2019.
- In 2019, he helped the Alberta offense average 399 yards of total offense and 5.2 yards per rush.
- He was one of two U Sports players invited to the East-West Shrine Bowl.

**PERSONAL:**

- Attended Lindsay Thurber Comprehensive High School in Red Deer, Alberta.
- Heading into the 2020 CFL Draft, he was ranked the No. 3 prospect in Canada.
- He also played baseball and was a championship wrestler in high school.
- Was an education student with a major in chemistry and minor in physics.
- A native of Red Deer, Alberta.

**@carter\_od**



6-1 • 168  
**SOUTH ALABAMA**  
**NFL EXP: Rookie**  
**BORN: 2/14/97**

#### CAREER TRANSACTIONS:

- Signed by the Colts as an undrafted free agent on April 29, 2020.

#### COLLEGE:

- Appeared in 21 games at South Alabama (2018-19) after transferring from Jones County Junior College and totaled 56 tackles (39 solo), 3.0 tackles for loss, 15 passes defended and four interceptions.
- As a senior, he saw action in 12 games and was named a Third Team All-Sun Belt choice after totaling 41 tackles (29 solo), 3.0 tackles for loss, 13 passes defended and three interceptions.
- In 2018, he played in nine games and totaled 15 tackles (10 solo), two passes defended and one interception. He accumulated a South Alabama career-best four tackles against Louisiana Tech.
- Attended Jones County Junior College from 2016-17 and was an All-Mississippi Association of Community and Junior Colleges selection in 2017 after recording 18 tackles, one pass defended, one interception and one fumble recovery. He was part of a defense that was in the top 25 in the country in points allowed and passing yards allowed per game.

- As a freshman in 2016, he tallied 27 tackles, six passes defended, two interceptions, one forced fumble and one fumble recovery. Finished with a career-high six tackles, one pass defended, one interception and one forced fumble against MGCCC.

#### PERSONAL:

- Attended Meridian (Mass.) High School and lettered in football and baseball.
- As a senior, he helped the football team reach the state semifinals.
- Also played receiver and recorded 250 yards in his final regular season home game.
- Rated a two-star recruit coming out of junior college.
- Majored in interdisciplinary studies.
- A native of Meridian, Mass.



6-1 • 215  
**GEORGIA SOUTHERN**  
**NFL EXP: Rookie**  
**BORN: 5/22/97**

#### CAREER TRANSACTIONS:

- Signed by the Colts as an undrafted free agent on April 29, 2020.

#### COLLEGE:

- Appeared in 43 games (19 starts) during his time between Georgia Southern (2019) and Savannah State (2016-18) and recorded 214 tackles (110 solo), 2.0 tackles for loss, 24 passes defended, five interceptions (one returned for a touchdown), two forced fumbles and two fumble recoveries.
- In his only season at Georgia Southern, he appeared in 12 games (nine starts) and totaled 50 tackles (34 solo), 1.0 tackle for loss, six passes defended and one interception (returned for a touchdown). He had a career-high 10 tackles (eight solo), 1.0 tackle for loss and one pass defended vs. Louisiana.
- In 2018 at Savannah State, he started 10 games and tallied 53 tackles (31 solo), 1.0 tackle for loss, nine passes defended, two interceptions, one forced fumble and one fumble recovery.

- Saw action in 11 games in 2017 and had a team-high 81 tackles (45 solo), eight passes defended, two interceptions, one forced fumble and one fumble recovery.
- In 2016, he played in 10 games and totaled 30 tackles and one pass defended.
- Redshirted the 2015 season while attending The Citadel.

#### PERSONAL:

- Attended Crestwood High School in Sumter, S.C. and was a three-year contributor to the football team.
- As a senior, he earned All-Region and All-Area honors after totaling 73 tackles, 5.0 tackles for loss, three interceptions and one forced fumble.
- He was named an All-Region selection as a junior after recording 64 tackles, 2.0 tackles for loss, three interceptions and one forced fumble.
- Also lettered in track and weightlifting.
- Majored in civil engineering.
- A native of Sumter, S.C.



# 66 CHRIS WILLIAMS

DEFENSIVE TACKLE



6-2 • 302  
**WAGNER**  
NFL EXP: Rookie  
BORN: 6/16/98

#### CAREER TRANSACTIONS:

- Signed by the Colts as an undrafted free agent on April 29, 2020.

#### COLLEGE:

- Appeared in 42 games (27 starts) at Wagner (2016-19) and totaled 105 tackles (41 solo), 22.0 tackles for loss, 6.0 sacks, one pass defended, three forced fumbles, one fumble recovery and three blocked kicks.
- In 2019, he earned First Team All-NEC honors after starting 12 games and finishing with 62 tackles (21 solo), 11.5 tackles for loss, 4.0 sacks, one pass defended, three forced fumbles, one fumble recovery and one blocked kick. In a win over LIU, he totaled 2.0 sacks.
- Named a Second Team All-NEC choice in 2018 after he started 11 games and totaled 25 tackles (11 solo), 6.5 tackles for loss, 1.0 sack and two blocked kicks. He recorded three or more tackles in six games.


- In 2017, he saw action in 11 games (four starts) and tallied 13 tackles (six solo), 2.0 tackles for loss and 1.0 sack.
- As a freshman, he appeared in eight games and accumulated five tackles (three solo) and 2.0 tackles for loss.

#### PERSONAL:

- Attended Lafayette High School in Brooklyn, N.Y.
- Earned First Team All-Conference honors while in high school.
- Played in the 2020 East-West Shrine Bowl.
- A native of Brooklyn, N.Y.

# QUENTON NELSON

GUARD



2019 SEASON IN REVIEW

# 2019 TOTAL STATS



## 2019

RECORD: 7-9 COACH: FRANK REICH

THIRD – AFC SOUTH DIVISION

HOME: 5-3 ROAD: 2-6

DIV: 3-3 CONF: 5-7 NCONF: 2-2

\*Sellout ^Roof/Window Open #Roof Open/Window Closed @Roof Closed/Window Open

DATE	RESULTS	OPPONENT	ATTENDANCE
9/8	L 24 - 30	@ LA Chargers	25,363
9/15	W 19 - 17	@ Tennessee	62,849
9/22	W 27 - 24	ATLANTA	60,295
9/29	L 24 - 31	OAKLAND	62,259
10/6	W 19 - 13	@ Kansas City	73,352
10/20	W 30 - 23	HOUSTON	^59,977
10/27	W 15 - 13	DENVER	#61,653
11/3	L 24 - 26	@ Pittsburgh	61,115
11/10	L 12 - 16	MIAMI	60,510
11/17	W 33 - 13	JACKSONVILLE	61,986
11/21	L 17 - 20	@ Houston	71,727
12/1	L 17 - 31	TENNESSEE	60,361
12/8	L 35 - 38	@ Tampa Bay	50,232
12/16	L 7 - 34	@ New Orleans	73,053
12/22	W 38 - 6	CAROLINA	61,845
12/29	L 20 - 38	@ Jacksonville	58,472

TEAM STATISTICS	COLTS	OPP
TOTAL FIRST DOWNS	340	323
Rushing	131	93
Passing	165	207
Penalty	44	23
3rd Down: M/A/Pct.	86/207/41.5	85/199/42.7
4th Down: M/A/Pct.	14/24/58.3	8/19/42.1
TOTAL NET YARDS	5238	5549
Avg. Per Game	327.4	346.8
Total Plays	1016	986
Avg. Per Play	5.2	5.6
NET YARDS RUSHING	2130	1567
Avg. Per Game	133.1	97.9
Total Rushes	471	383
Net Yards Passing	3108	3982
Avg. Per Game	194.3	248.9
Sacked/Yards Lost	32/206	41/249
Gross Yards	4231	4231
Attempts/Completions	513/307	562/394
Completion Pct.	59.8	70.1
Had Intercepted	10	15
PUNTS/AVERAGE	59/44.4	55/46.3
NET PUNTING AVG.	41.2	38
PENALTIES/YARDS	79/670	111/1040
FUMBLES/BALL LOST	18/11	16/8
TOUCHDOWNS	42	41
Rushing	17	8
Passing	22	29
Returns	3	4
TIME OF POSSESSION	30:02	29:58

SCORE BY PERIODS	1	2	3	4	OT	TOTAL
COLTS	89	104	80	88	0	361
OPPONENTS	64	116	93	94	6	373

SCORING	TDR	TDP	TDR	PAT	FG	2P	3P	TP
Vinaterri	0	0	0	22/28	17/25	0	0	73
Mack	8	0	0	0/0	0/0	1	0	50
Pascal	0	5	0	0/0	0/0	1	1	34
Hilton	0	5	0	0/0	0/0	0	0	30
McLaughlin	0	0	0	11/11	5/6	0	0	26
Hines	2	0	2	0/0	0/0	0	0	24
Doyle	0	4	0	0/0	0/0	0	0	24
Brissett	4	0	0	0/0	0/0	0	0	24
Ebron	0	3	0	0/0	0/0	0	0	18
Rogers	0	2	0	0/0	0/0	0	0	12
Johnson	0	2	0	0/0	0/0	0	0	12
Wilkins	2	0	0	0/0	0/0	0	0	12
Leonard	0	0	1	0/0	0/0	0	0	6
Campbell	0	1	0	0/0	0/0	0	0	6
Williams	1	0	0	0/0	0/0	0	0	6
Houston	0	0	0	0/0	0/0	0	1	2
<b>COLTS</b>	<b>17</b>	<b>22</b>	<b>3</b>	<b>33/39</b>	<b>22/31</b>	<b>2</b>	<b>2</b>	<b>361</b>
<b>OPPONENTS</b>	<b>9</b>	<b>29</b>	<b>4</b>	<b>38/38</b>	<b>29/31</b>	<b>1</b>	<b>0</b>	<b>373</b>

2-Point Conversions: Team 2/3, Opponents: 1/2

FGS	1-19	20-29	30-39	40-49	50+	Tot.
Vinaterri	0/0	6/7	6/6	3/7	2/5	17/25
McLaughlin	0/1	1/1	1/1	0/1	2/2	5/6
<b>COLTS</b>	<b>1/1</b>	<b>7/8</b>	<b>7/7</b>	<b>3/8</b>	<b>4/7</b>	<b>22/31</b>
<b>OPPONENTS</b>	<b>0/0</b>	<b>10/10</b>	<b>8/8</b>	<b>7/9</b>	<b>4/4</b>	<b>29/31</b>

Vinaterri:	(46, 44, 29)	(49, 21)	(26, 57)	(32, 32, 31)	(29)	(45, 55, 45, 51)	(25, 43)	(25, 39)	(34)
	(36)	(55, 53, 28, 46)							

McLaughlin:	(50, 19, 47)	(35)	(20, 50)											
<b>OPP:</b>	(40, 49, 45)	(34)	(29, 36)	(47, 31, 26)	(21, 29)	(21, 51, 33, 26)	(47, 48, 48)	(46)	(35, 36)	(31)	(44)	(33, 26)	(27, 50)	(20, 53, 56)

RUSHING	NO.	YDS.	AVG.	LG	TD
Mack	247	1,091	4.4	63t	8
Wilkins	51	307	6.0	55	2
Williams	49	235	4.8	48	1
Brissett	56	228	4.1	24	4
Hines	52	199	3.8	18	2
Campbell	4	34	8.5	22	0
Rogers	1	18	18.0	18	0
Pascal	2	16	8.0	12	0
Hoyer	8	2	0.3	6	0
Nelson	1	0	0.0	0	0
<b>COLTS</b>	<b>471</b>	<b>2130</b>	<b>4.5</b>	<b>63t</b>	<b>17</b>
<b>OPPONENTS</b>	<b>383</b>	<b>1567</b>	<b>4.1</b>	<b>60T</b>	<b>8</b>

RECEIVING	NO.	YDS.	AVG.	LG	TD
Hilton	45	501	11.1	35	5
Hines	44	320	7.3	21	0
Doyle	43	448	10.4	23	4
Pascal	41	607	14.8	37	5
Ebron	31	375	12.1	48t	3
Campbell	18	127	7.1	27	1
Johnson	17	277	16.3	50	2
Rogers	16	179	11.2	27	2
Mack	14	82	5.9	14	0
Alie-Cox	8	93	11.6	21	0
Wilkins	7	43	6.1	11	0
Williams	5	59	11.8	31	0
Cain	4	52	13.0	25	0
Travis	4	51	12.8	25	0
Inman	4	49	12.3	22	0
Funchess	3	32	10.7	16	0
Dulin	2	17	8.5	13	0
Brissett	1	2	2.0	2	0
Williams	0	0	0.0	0	0
<b>COLTS</b>	<b>307</b>	<b>3314</b>	<b>10.8</b>	<b>50</b>	<b>22</b>
<b>OPPONENTS</b>	<b>394</b>	<b>4231</b>	<b>10.7</b>	<b>61t</b>	<b>29</b>

INTERCEPTIONS	NO.	YDS.	AVG.	LG	TD
Leonard	5	92	18.4	80t	1
Desir	3	0	0.0	0	0
Hooker	2	39	19.5	26	0
Moore	2	36	18.0	35	0
Walker	1	0	0.0	0	0
Geathers	1	0	0.0	0	0
Ya-Sin	1	0	0.0	0	0
<b>COLTS</b>	<b>15</b>	<b>167</b>	<b>11.1</b>	<b>80t</b>	<b>1</b>
<b>OPPONENTS</b>	<b>10</b>	<b>225</b>	<b>22.5</b>	<b>96t</b>	<b>2</b>

PUNTING	NO.	YDS.	AVG.	TB	IN20	LG	BLK.
R.Sanchez	59	2,619	44.4	1	22	60	0
<b>COLTS</b>	<b>59</b>	<b>2,619</b>	<b>44.4</b>	<b>1</b>	<b>22</b>	<b>60</b>	<b>0</b>
<b>OPPONENTS</b>	<b>55</b>	<b>2,546</b>	<b>46.3</b>	<b>2</b>	<b>27</b>	<b>65</b>	<b>0</b>

PUNT RETURNS	NO.	FC	YDS.	AVG.	LG	TD
Rogers	14	17	137	9.8	21	0
Hines	9	4	281	31.2	84t	2
Okereke	1	0	0	0.0	0	0
<b>COLTS</b>	<b>24</b>	<b>21</b>	<b>418</b>	<b>17.4</b>	<b>84t</b>	<b>2</b>
<b>OPPONENTS</b>	<b>28</b>	<b>15</b>	<b>166</b>	<b>5.9</b>	<b>17</b>	<b>0</b>

KICKOFF RETURNS	NO.	YDS.	AVG.	LG	TD
Pascal	10	263	26.3	47	0
Campbell	7	175	25.0	36	0
Hines	6	123	20.5	25	0
Dulin	3	90	30.0	46	0
Rogers	3	27	9.0	13	0
Wilkins	1	15	15.0	15	0
Johnson	1	14	14.0	14	0
<b>COLTS</b>	<b>31</b>	<b>707</b>	<b>22.8</b>	<b>47</b>	<b>0</b>
<b>OPPONENTS</b>	<b>19</b>	<b>400</b>	<b>24.7</b>	<b>59</b>	<b>0</b>

### USUAL STARTERS PRO BOWLERS IN BOLDFACE

OFFENSE		DEFENSE	
WR	Chester Rogers	DE	Jabaal Sheard
LT	Anthony Costanzo	NT	Grover Stewart
<b>LG</b>	<b>Quenton Nelson</b>	UT	Denico Autry
<b>C</b>	<b>Ryan Kelly</b>	DE	Justin Houston
RG	Mark Glowinski	<b>MIKE</b>	Anthony Walker
RT	Braden Smith	<b>WLB</b>	<b>Darius Leonard</b>
<b>TE</b>	<b>Jack Doyle</b>	SAM	Bobby Okereke
WR	T.Y. Hilton	CB	Kenny Moore II
QB	Jacoby Brissett	CB	Rock Ya-Sin
WR	Zach Pascal	SS	Clayton Geathers
RB	Marlon Mack	FS	Malik Hooker

PASSING	ATT.	COMP.	YDS.	PCT.	AVG./ATT.	TD	TD%	INT.	INT%	LG	SACKED	RATING
Brissett	447	272	2,942	60.9	6.6	18	4.0	6	1.3	50	27/159	88.0
Hoyer	65	35	372	53.8	5.7	4	6.2	4	6.2	23	5/47	65.7
Pascal	1	0	0	0.0	0.0	0	0.0	0	0.0	0	0/0	39.6
<b>COLTS</b>	<b>513</b>	<b>307</b>	<b>3,314</b>	<b>59.8</b>	<b>6.5</b>	<b>22</b>	<b>4.3</b>	<b>10</b>	<b>1.9</b>	<b>50</b>	<b>32/206</b>	<b>85.0</b>
<b>OPPONENTS</b>	<b>562</b>	<b>394</b>	<b>4,231</b>	<b>70.1</b>	<b>7.5</b>	<b>29</b>	<b>5.2</b>	<b>15</b>	<b>2.7</b>	<b>61t</b>	<b>41/249</b>	<b>87.9</b>

# 2019 DEFENSIVE STATS



## 2019 REGULAR SEASON INDIANAPOLIS COLTS DEFENSIVE STATS (THROUGH WEEK 17)

POS.	PLAYER	TKL.	AST.	COMB.	SACKS	SK./YDS.	TFL	QH	INT./YDS.	PD	FF	FR
MLB	A. Walker	83	40	123	2.5	2.5/3.0	6	3	1/0	2	1	0
WLB	D. Leonard	71	50	121	5.0	5.0/26.5	7	6	5/92	7	2	0
SS	K. Willis	53	18	71	0.0	0.0/0.0	2	1	0/0	1	0	0
CB	R. Ya-Sin	53	8	61	0.0	0.0/0.0	2	0	1/0	5	0	1
CB	K. Moore II	50	11	61	2.5	2.5/15.0	4	4	2/36	3	0	1
LB	B. Okereke	43	15	58	1.0	1.0/12.0	2	1	0/0	2	1	1
FS	M. Hooker	30	21	51	0.0	0.0/0.0	1	0	2/39	3	0	1
CB	P. Desir	38	12	50	0.0	0.0/0.0	1	0	3/0	11	0	0
SS	C. Geathers	36	12	48	0.0	0.0/0.0	1	0	1/0	1	0	0
DE	J. Houston	33	11	44	11.0	11.0/66.0	13	18	0/0	0	2	3
UT	D. Autry	20	12	32	3.5	3.5/28.5	4	11	0/0	4	1	0
FS	G. Odum	26	5	31	0.0	0.0/0.0	0	1	0/0	0	2	0
NT	G. Stewart	14	16	30	3.0	3.0/29.0	5	5	0/0	1	0	0
DE	A. Muhammad	20	7	27	3.0	3.0/24.0	8	9	0/0	0	1	0
DE	J. Sheard	20	5	25	4.5	4.5/26.0	5	9	0/0	2	0	0
CB	M. Tell III	19	3	22	0.0	0.0/0.0	0	0	0/0	5	1	0
NT	M. Hunt	14	3	17	0.0	0.0/0.0	0	0	0/0	0	0	0
CB	Q. Wilson	9	2	11	0.0	0.0/0.0	0	0	0/0	0	0	0
CB	B. Boddy-Calhoun	8	3	11	1.0	1.0/2.0	1	1	0/0	0	0	0
DE	B. Banogu	7	4	11	2.5	2.5/5.0	3	5	0/0	1	1	0
FS	R. Milligan	8	2	10	0.0	0.0/0.0	0	1	0/0	0	0	0
SAM	M. Adams	7	2	9	0.0	0.0/0.0	1	0	0/0	0	0	0
CB	S. Taylor	6	1	7	0.0	0.0/0.0	0	0	0/0	1	0	0
UT	T. Coley	3	3	6	0.0	0.0/0.0	0	0	0/0	0	0	0
WLB	E. Speed	3	3	6	0.0	0.0/0.0	1	0	0/0	0	0	0
UT	T. Lewis	3	2	5	0.0	0.0/0.0	1	1	0/0	0	0	0
DE	K. Turay	2	3	5	1.5	1.5/12.0	0	5	0/0	0	1	0
WR/K	Z. Pascal	1	0	1	0.0	0.0/0.0	1	0	0/0	0	0	0
R												
UT	J. Ward	0	0	0	0.0	0.0/0.0	0	1	0/0	1	0	0
<b>COLTS TOTALS</b>		<b>680</b>	<b>274</b>	<b>954</b>	<b>41.0</b>	<b>41.0/249.0</b>	<b>69</b>	<b>82</b>	<b>15/167</b>	<b>50</b>	<b>13</b>	<b>7</b>
<b>OPP. TOTALS</b>		<b>673</b>	<b>237</b>	<b>910</b>	<b>31.0</b>	<b>31.0/188.0</b>	<b>69</b>	<b>98</b>	<b>10/225</b>	<b>64</b>	<b>10</b>	<b>9</b>

Tkl=Tackle, Ast=Assist, Comb=Combined, Tfl=Tackle for a Loss, Qh=Quarterback Hits, Int=Interception, Pd=Pass Defense, Ff=Forced Fumble, Fr=Fumble Recovery Bl=Blocked

### 2019 COLTS SPECIAL TEAMS

POS.	PLAYER	TKIS	ASST	TOTAL	FF	FR	BL
WR	Dulin, Ashton	7	0	7	0	0	0
LB	Okereke, Bobby	5	2	7	1	0	0
SAM	Franklin, Zaire	4	2	6	0	0	0
SS	Geathers, Clayton	4	2	6	0	0	0
FS	Odum, George	4	2	6	0	1	0
FS	Milligan, Rolan	3	2	5	0	0	0
WR/KR	Pascal, Zach	4	0	4	0	1	0
CB	Tell III, Marvell	4	0	4	0	0	0
CB	Lewis, Ryan	1	2	3	0	0	0
SAM	Adams, Matthew	1	0	1	0	0	0
DE	Muhammad, Al-Quadin	1	0	1	0	0	0
LS	Rhodes, Luke	1	0	1	0	0	0
WLB	Speed, E.J.	1	0	1	0	0	0
MLB	Walker, Anthony	1	0	1	0	0	0
RB	Wilkins, Jordan	1	0	1	0	0	0
CB	Ya-Sin, Rock	1	0	1	0	0	0
RB/KR/PR	Hines, Nyheim	0	1	1	0	0	0
<b>TOTALS</b>		<b>43</b>	<b>13</b>	<b>56</b>	<b>1</b>	<b>2</b>	<b>0</b>

### DEFENSIVE STATS BY RANK

SACKS		INTERCEPTIONS		TACKLES FOR LOSS		PASSES DEFENSED		QUARTERBACK HITS	
PLAYER	NO.	PLAYER	NO.	PLAYER	NO.	PLAYER	NO.	PLAYER	NO.
J. Houston	11.0	D. Leonard	5	J. Houston	13	P. Desir	11	J. Houston	18
D. Leonard	5.0	P. Desir	3	A. Muhammad	8	D. Leonard	7	D. Autry	11
J. Sheard	4.5	M. Hooker	2	D. Leonard	7	M. Tell III	5	A. Muhammad	9
D. Autry	3.5	K. Moore II	2	A. Walker	6	R. Ya-Sin	5	J. Sheard	9
A. Muhammad	3.0	C. Geathers	1	J. Sheard	5	D. Autry	4	D. Leonard	6
G. Stewart	3.0	A. Walker	1	G. Stewart	5	M. Hooker	3	B. Banogu	5
B. Banogu	2.5	R. Ya-Sin	1	D. Autry	4	K. Moore II	3	G. Stewart	5
K. Moore II	2.5			K. Moore II	4	B. Okereke	2	K. Turay	5
A. Walker	2.5			B. Banogu	3	J. Sheard	2	K. Moore II	4
K. Turay	1.5			B. Okereke	2	A. Walker	2	A. Walker	3
B. Boddy-Calhoun	1.0			K. Willis	2	B. Banogu	1	B. Boddy-Calhoun	1
B. Okereke	1.0			R. Ya-Sin	2	C. Geathers	1	T. Lewis	1
				M. Adams	1	G. Stewart	1	R. Milligan	1
				B. Boddy-Calhoun	1	S. Taylor	1	G. Odum	1
				P. Desir	1	J. Ward	1	B. Okereke	1
				C. Geathers	1	K. Willis	1	J. Ward	1
				M. Hooker	1			K. Willis	1
				T. Lewis	1				
				Z. Pascal	1				
				E. Speed	1				

# 2019 GAME SUMMARIES



24

## WEEK 1

Indianapolis Colts 24, Los Angeles Chargers 30  
25,363 U Dignity Health Sports Park U Sep 8, 2019



30

Indianapolis Colts .....	0	6	10	8	0	—	24
Los Angeles Chargers .....	7	10	7	0	6	—	30

### SCORING DRIVES

TEAM	QTR	TIME	SCORING PLAY	IND	LAC
Chargers	1	02:55	A.Ekeler 1 yd. pass from P.Rivers (T.Long kick) (11-68, 6:15)	0	7
Colts	2	10:02	T.Hilton 4 yd. pass from J.Brissett (kick failed, wr) (14-75, 7:53)	6	7
Chargers	2	05:58	K.Allen 28 yd. pass from P.Rivers (T.Long kick) (6-75, 4:04)	6	14
Chargers	2	01:02	T.Long 40 yd. Field Goal (10-24, 3:17)	6	17
Colts	3	11:15	A.Vinatieri 44 yd. Field Goal (8-49, 3:45)	9	18
Chargers	3	08:27	A.Ekeler 55 yd. pass from P.Rivers (T.Long kick) (4-75, 2:48)	9	24
Colts	3	07:40	M.Mack 63 yd. run (A.Vinatieri kick) (2-75, 0:47)	16	24
Colts	4	00:38	T.Hilton 19 yd. pass from J.Brissett (M.Mack run) (16-80, 7:52)	24	24
Chargers	5	05:01	A.Ekeler 7 yd. run (8-75, 4:59) (8-75, 4:59)	24	30

### INDIANAPOLIS COLTS

PASSING	ATT	CP	YDS	SK/YD	TD	LG	INT	RTG
Jacoby Brissett	27	21	190	2/17	2	25	0	120.7
<b>TOTAL</b>	<b>27</b>	<b>21</b>	<b>190</b>	<b>2/17</b>	<b>2</b>	<b>25</b>	<b>0</b>	<b>120.7</b>

RUSHING	ATT	YDS	AVG	LG	TD
Marlon Mack	25	174	7.0	63t	1
Nyheim Hines	4	13	3.3	6	0
Jacoby Brissett	3	9	3.0	6	0
Parris Campbell	1	7	7.0	7	0
<b>TOTAL</b>	<b>33</b>	<b>203</b>	<b>6.2</b>	<b>63</b>	<b>1</b>

RECEIVING	NO	YDS	AVG	LG	TD
T.Y. Hilton	8	87	10.9	19t	2
Nyheim Hines	4	4	1.0	8	0
Devin Funchess	3	32	10.7	16	0
Deon Cain	2	35	17.5	25	0
Eric Ebron	1	8	8.0	8	0
Jack Doyle	1	20	20.0	20	0
Mo Alie-Cox	1	3	3.0	3	0
Parris Campbell	1	1	1.0	1	0
<b>TOTAL</b>	<b>21</b>	<b>190</b>	<b>9.0</b>	<b>25</b>	<b>2</b>

TOP DEFENSE	TOT	SOLO	AST	SCK	YDS	INT
Darius Leonard	8	4	4	0.0	0.0	0
Anthony Walker	7	4	3	0.0	0.0	0
Pierre Desir	6	4	2	0.0	0.0	0

FIELD GOALS	FGA/FGM	PERCENT	RESULTS
Adam Vinatieri	3-1	33.3	46WL (44) 29WL
<b>TOTAL</b>	<b>3-1</b>	<b>33.3</b>	

### LOS ANGELES CHARGERS

PASSING	ATT	CP	YDS	SK/YD	TD	LG	INT	RTG
Philip Rivers	34	25	333	4/23	3	55	1	121.3
<b>TOTAL</b>	<b>34</b>	<b>25</b>	<b>333</b>	<b>4/23</b>	<b>3</b>	<b>55</b>	<b>1</b>	<b>121.3</b>

RUSHING	ATT	YDS	AVG	LG	TD
Austin Ekeler	12	58	4.8	19	1
Justin Jackson	6	57	9.5	24	0
Philip Rivers	1	6	6.0	6	0
Derek Watt	2	4	2.0	2	0
<b>TOTAL</b>	<b>21</b>	<b>125</b>	<b>6.0</b>	<b>24</b>	<b>1</b>

RECEIVING	NO	YDS	AVG	LG	TD
Keenan Allen	8	123	15.4	28t	1
Austin Ekeler	6	96	16.0	55t	2
Hunter Henry	4	60	15.0	22	0
Mike Williams	2	29	14.5	17	0
Travis Benjamin	2	12	6.0	10	0
Dontrelle Inman	1	5	5.0	5	0
Justin Jackson	1	4	4.0	4	0
Virgil Green	1	4	4.0	4	0
<b>TOTAL</b>	<b>25</b>	<b>333</b>	<b>13.3</b>	<b>55</b>	<b>3</b>

TOP DEFENSE	TOT	SOLO	AST	SCK	YDS	INT
Thomas Davis Sr.	14	7	7	0.0	0.0	0
Brandon Facyson	9	7	2	0.0	0.0	0
Kyzir White	9	8	1	0.0	0.0	0

FIELD GOALS	FGA/FGM	PERCENT	RESULTS
Ty Long	1-1	100.0	(40)
<b>TOTAL</b>	<b>1-1</b>	<b>100.0</b>	

The Indianapolis Colts lost its season opener after being defeated by the Los Angeles Chargers, 30-24, in overtime. Following a punt on their first drive of the game, the Chargers scored three touchdowns and one field goal on their next four possessions to take a 24-9 lead in the third quarter. Austin Ekeler was the one on the receiving end of two touchdowns while Keenan Allen contributed with a 28-yard touchdown reception. The Colts mounted a comeback sparked by a 63-yard touchdown run by Marlon Mack on the 7:40 mark of the third quarter. T.Y. Hilton then added his second touchdown of the game with 38 seconds remaining in the game. Mack converted the ensuing two-point conversion to take the contest into overtime. Los Angeles won the overtime coin toss and drove eight plays, capped by Ekeler's game-winning seven-yard touchdown run. Jacoby Brissett completed 21-of-27 passes for 190 yards and two touchdowns for a 120.7 passer rating. Mack established a career-high in rushing with 174 yards while Hilton led the team with eight receptions for 87 yards and two touchdowns. Defensively, Indianapolis contributed with 4.0 sacks, including the first for Justin Houston as a member of the Colts. Malik Hooker added the team's lone interception in the fourth quarter, which led to the game-tying drive.

### TEAM STATISTICS COLTS CHARGERS

First Downs	22	25
Total Net Yards	376	435
Rushes/Net Yards	33/203	21/125
Net Passing	173	310
Pass Attempts/Completions	27/21	34/25
Had Intercepted	0	1
Sacked/Yards Lost	2/17	4/23
Punts/Average	3/36.0	2/49.0
Penalties/Yards	3/10	3/20
Fumbles/Lost	1/0	2/1
Possession Time	32:09	32:50



# 2019 GAME SUMMARIES



19

## WEEK 2

Indianapolis Colts 19, Tennessee Titans 17  
62,849 U Nissan Stadium U Sep 15, 2019



17

Indianapolis Colts .....	7	6	0	6	—	19
Tennessee Titans .....	0	7	10	0	—	17

### SCORING DRIVES

TEAM	QTR	TIME	SCORING PLAY	IND	TEN
Colts	1	08:53	E.Ebron 3 yd. pass from J.Brissett (A.Vinatieri kick) (7-78, 4:19)	7	0
Titans	2	14:55	D.Quessenberry 1 yd. pass from M.Mariota (C.Santos kick) (10-72, 5:31)	7	7
Colts	2	08:00	P.Campbell 12 yd. pass from J.Brissett (kick failed, wl) (12-73, 6:55)	13	7
Titans	3	11:31	D.Henry 1 yd. run (C.Santos kick) (4-40, 1:38)	13	14
Titans	3	04:35	C.Santos 49 yd. Field Goal (5-14, 2:39)	13	17
Colts	4	04:38	T.Hilton 4 yd. pass from J.Brissett (kick failed, hru) (4-69, 2:03)	19	17

### INDIANAPOLIS COLTS

PASSING	ATT	CP	YDS	SK/YD	TD	LG	INT	RTG
Jacoby Brissett	28	17	146	3/25	3	19	1	95.2
<b>TOTAL</b>	<b>28</b>	<b>17</b>	<b>146</b>	<b>3/25</b>	<b>3</b>	<b>19</b>	<b>1</b>	<b>95.2</b>

RUSHING	ATT	YDS	AVG	LG	TD
Jordan Wilkins	5	82	16.4	55	0
Marlon Mack	20	51	2.6	10	0
Jacoby Brissett	7	25	3.6	7	0
Nyheim Hines	2	9	4.5	5	0
<b>TOTAL</b>	<b>34</b>	<b>167</b>	<b>4.9</b>	<b>55</b>	<b>0</b>

RECEIVING	NO	YDS	AVG	LG	TD
T.Y. Hilton	4	43	10.8	19	1
Chester Rogers	3	24	8.0	15	0
Eric Ebron	3	25	8.3	13	1
Jack Doyle	2	21	10.5	13	0
Marlon Mack	2	12	6.0	9	0
Jordan Wilkins	1	4	4.0	4	0
Nyheim Hines	1	5	5.0	5	0
Parris Campbell	1	12	12.0	12t	1
<b>TOTAL</b>	<b>17</b>	<b>146</b>	<b>8.6</b>	<b>19</b>	<b>3</b>

TOP DEFENSE	TOT	SOLO	AST	SCK	YDS	INT
Darius Leonard	10	6	4	1.0	7.0	0
Khari Willis	7	6	1	0.0	0.0	0
Al-Quadin Muhammad	4	4	0	0.0	0.0	0

FIELD GOALS	FGA/FGM	PERCENT	RESULTS
No Field Goals			

### TENNESSEE TITANS

PASSING	ATT	CP	YDS	SK/YD	TD	LG	INT	RTG
Marcus Mariota	28	19	154	4/35	1	25	0	93.5
<b>TOTAL</b>	<b>28</b>	<b>19</b>	<b>154</b>	<b>4/35</b>	<b>1</b>	<b>25</b>	<b>0</b>	<b>93.5</b>

RUSHING	ATT	YDS	AVG	LG	TD
Derrick Henry	15	82	5.5	18	1
Marcus Mariota	5	32	6.4	15	0
Dion Lewis	3	9	3.0	4	0
Adam Humphries	1	1	1.0	1	0
<b>TOTAL</b>	<b>24</b>	<b>124</b>	<b>5.2</b>	<b>18</b>	<b>1</b>

RECEIVING	NO	YDS	AVG	LG	TD
Delanie Walker	4	39	9.8	15	0
A.J. Brown	3	25	8.3	11	0
Corey Davis	3	38	12.7	25	0
Adam Humphries	2	-1	-0.5	0	0
Derrick Henry	2	12	6.0	9	0
Tajae Sharpe	2	24	12.0	15	0
Darius Jennings	1	11	11.0	11	0
David Quessenberry	1	1	1.0	1t	1
Dion Lewis	1	5	5.0	5	0
<b>TOTAL</b>	<b>19</b>	<b>154</b>	<b>8.1</b>	<b>25</b>	<b>1</b>

TOP DEFENSE	TOT	SOLO	AST	SCK	YDS	INT
Jayon Brown	9	7	2	0.0	0.0	0
Kenny Vaccaro	8	6	2	0.0	0.0	0
Rashaan Evans	7	4	3	0.0	0.0	0

FIELD GOALS	FGA/FGM	PERCENT	RESULTS
Cairo Santos	2-1	50.0	(49) 45WL
<b>TOTAL</b>	<b>2-1</b>	<b>50.0</b>	

The Colts improved to 1-1 after defeating the Tennessee Titans, 19-17, at Nissan Stadium. The Colts took a 13-7 lead at halftime following touchdown passes from Jacoby Brissett to Eric Ebron and Parris Campbell. Tennessee then scored 10 unanswered points in the third quarter following a Derrick Henry one-yard touchdown run and a Cairo Santos 49-yard field goal. With time winding down in the fourth quarter, running back Jordan Wilkins scampered for a career-long 55-yard run. The drive was capped with a four-yard touchdown reception by T.Y. Hilton, which was the eventual game-winning score. Brissett completed 17-of-28 passes for 146 yards and a single-game career-high three touchdown passes. Wilkins led the team with 82 rushing yards and Hilton paced the wide receivers with 43 yards and one score. Defensively, the Colts notched 4.0 sacks for the second consecutive week, 2.0 coming from Denico Autry.

### TEAM STATISTICS COLTS TITANS

First Downs	21	18
Total Net Yards	288	243
Rushes/Net Yards	34/167	24/124
Net Passing	121	119
Pass Attempts/Completions	28/17	28/19
Had Intercepted	1	0
Sacked/Yards Lost	3/25	4/35
Punts/Average	5/49.6	6/48.0
Penalties/Yards	8/65	5/75
Fumbles/Lost	1/1	2/0
Possession Time	31:54	28:06

# 2019 GAME SUMMARIES



24

## WEEK 3

Atlanta Falcons 24, Indianapolis Colts 27  
 60,295 U Lucas Oil Stadium U Sep 22, 2019



27

Atlanta Falcons .....	0	3	7	14	—	24
Indianapolis Colts .....	10	10	0	7	—	27

### SCORING DRIVES

TEAM	QTR	TIME	SCORING PLAY	ATL	IND
Colts	1	09:30	A.Vinatieri 49 yd. Field Goal (9-44, 5:30)	0	4
Colts	1	01:25	Z.Pascal 18 yd. pass from J.Brissett (A.Vinatieri kick) (7-93, 4:17)	0	10
Colts	2	05:51	A.Vinatieri 21 yd. Field Goal (15-94, 8:20)	0	13
Falcons	2	02:20	M.Bryant 34 yd. Field Goal (9-59, 3:31)	3	14
Colts	2	00:09	T.Hilton 4 yd. pass from J.Brissett (A.Vinatieri kick) (10-64, 2:11)	3	20
Falcons	3	10:30	A.Hooper 13 yd. pass from M.Ryan (M.Bryant kick) (8-75, 4:30)	10	20
Falcons	4	13:51	A.Hooper 2 yd. pass from M.Ryan (M.Bryant kick) (16-78, 9:56)	17	20
Colts	4	08:40	M.Mack 4 yd. run (A.Vinatieri kick) (11-75, 5:11)	17	27
Falcons	4	04:11	J.Jones 10 yd. pass from M.Ryan (M.Bryant kick) (10-71, 4:29)	24	27

### ATLANTA FALCONS

PASSING	ATT	CP	YDS	SK/YD	TD	LG	INT	RTG
Matt Ryan	34	29	304	0/0	3	34	1	121.1
<b>TOTAL</b>	<b>34</b>	<b>29</b>	<b>304</b>	<b>0/0</b>	<b>3</b>	<b>34</b>	<b>1</b>	<b>121.1</b>

RUSHING	ATT	YDS	AVG	LG	TD
Devonta Freeman	16	88	5.5	28	0
Matt Ryan	2	3	1.5	4	0
Mohamed Sanu	1	2	2.0	2	0
Ito Smith	1	0	0.0	0	0
<b>TOTAL</b>	<b>20</b>	<b>93</b>	<b>4.7</b>	<b>28</b>	<b>0</b>

RECEIVING	NO	YDS	AVG	LG	TD
Julio Jones	8	128	16.0	34	1
Austin Hooper	6	66	11.0	20	2
Mohamed Sanu	6	75	12.5	16	0
Devonta Freeman	3	7	2.3	7	0
Luke Stocker	3	12	4.0	5	0
Calvin Ridley	1	6	6.0	6	0
Justin Hardy	1	6	6.0	6	0
Kenjon Barner	1	4	4.0	4	0
<b>TOTAL</b>	<b>29</b>	<b>304</b>	<b>10.5</b>	<b>34</b>	<b>3</b>

TOP DEFENSE	TOT	SOLO	AST	SCK	YDS	INT
Deion Jones	9	7	2	0.0	0.0	0
Isaiah Oliver	7	6	1	0.0	0.0	0
Ricardo Allen	7	5	2	0.0	0.0	0

FIELD GOALS	FGA/FGM	PERCENT	RESULTS
Matt Bryant	1-1	100.0	(34)
<b>TOTAL</b>	<b>1-1</b>	<b>100.0</b>	

### INDIANAPOLIS COLTS

PASSING	ATT	CP	YDS	SK/YD	TD	LG	INT	RTG
Jacoby Brissett	37	28	310	1/10	2	35	0	118.1
<b>TOTAL</b>	<b>37</b>	<b>28</b>	<b>310</b>	<b>1/10</b>	<b>2</b>	<b>35</b>	<b>0</b>	<b>118.1</b>

RUSHING	ATT	YDS	AVG	LG	TD
Marlon Mack	16	74	4.6	26	1
Jacoby Brissett	3	4	1.3	6	0
Nyheim Hines	2	3	1.5	2	0
Jordan Wilkins	3	-2	-0.7	0	0
<b>TOTAL</b>	<b>24</b>	<b>79</b>	<b>3.3</b>	<b>26</b>	<b>1</b>

RECEIVING	NO	YDS	AVG	LG	TD
T.Y. Hilton	8	65	8.1	26	1
Jack Doyle	4	46	11.5	14	0
Eric Ebron	3	47	15.7	30	0
Nyheim Hines	3	26	8.7	17	0
Parris Campbell	3	24	8.0	11	0
Marlon Mack	2	14	7.0	9	0
Mo Alie-Cox	2	25	12.5	16	0
Zach Pascal	2	53	26.5	35	1
Deon Cain	1	10	10.0	10	0
<b>TOTAL</b>	<b>28</b>	<b>310</b>	<b>11.1</b>	<b>35</b>	<b>2</b>

TOP DEFENSE	TOT	SOLO	AST	SCK	YDS	INT
Anthony Walker	15	12	3	0.0	0.0	0
Bobby Okereke	8	6	2	0.0	0.0	0
Kenny Moore II	7	7	0	0.0	0.0	0

FIELD GOALS	FGA/FGM	PERCENT	RESULTS
Adam Vinatieri	2-2	100.0	(49, 21)
<b>TOTAL</b>	<b>2-2</b>	<b>100.0</b>	

The Indianapolis Colts improved to 2-1 and won its first home opener since 2013 after defeating the Atlanta Falcons, 27-24, at Lucas Oil Stadium. The Colts scored on all four of their first half possessions to take a 20-3 halftime lead. Zach Pascal and T.Y. Hilton both caught touchdown passes from Jacoby Brissett and Adam Vinatieri converted on two field goals. Atlanta found its rhythm in the second half and recorded touchdowns on all three of their possessions in the last two quarters. Austin Hooper was on the receiving end of two touchdowns and Julio Jones added a 10-yard touchdown catch all from Matt Ryan. With the score at 20-17, Brissett and the Colts mounted an 11-play, 75-yard drive which was capped by a Marlon Mack four-yard touchdown run. After Jones scored for the Falcons, the Colts retained the ball and did not relinquish it for the win. Brissett completed a career-high 28 passes for 310 yards and two touchdowns for a 118.1 passer rating. Hilton led the team in receiving 65 yards and one touchdown. Defensively, Anthony Walker posted a career-high 14 tackles and Clayton Geathers logged his first career interception.

### TEAM STATISTICS FALCONS COLTS

First Downs	25	29
Total Net Yards	397	379
Rushes/Net Yards	20/93	24/79
Net Passing	304	300
Pass Attempts/Completions	34/29	37/28
Had Intercepted	1	0
Sacked/Yards Lost	0/0	1/10
Punts/Average	1/39.0	1/53.0
Penalties/Yards	16/128	4/39
Fumbles/Lost	0/0	0/0
Possession Time	28:37	31:23

# 2019 GAME SUMMARIES



31

## WEEK 4

Las Vegas Raiders 31, Indianapolis Colts 24  
62,259 U Lucas Oil Stadium U Sep 29, 2019



24

Las Vegas Raiders .....	14	7	3	7	—	31
Indianapolis Colts .....	7	3	0	14	—	24

### SCORING DRIVES

TEAM	QTR	TIME	SCORING PLAY	OAK	IND
Raiders	1	09:09	F.Moreau 18 yd. pass from D.Carr (D.Carlson kick) (10-75, 5:51)	7	0
Raiders	1	08:03	T.Davis 60 yd. run (D.Carlson kick) (1-60, 0:10)	14	0
Colts	1	05:22	J.Doyle 5 yd. pass from J.Brissett (A.Vinatieri kick) (3-22, 1:14)	14	7
Raiders	2	14:13	T.Williams 19 yd. pass from D.Carr (D.Carlson kick) (11-76, 6:09)	21	7
Colts	2	07:33	A.Vinatieri 26 yd. Field Goal (12-67, 6:40)	21	10
Raiders	3	03:14	D.Carlson 26 yd. Field Goal (16-82, 9:12)	24	11
Colts	4	05:27	C.Rogers 4 yd. pass from J.Brissett (A.Vinatieri kick) (14-90, 4:54)	24	17
Raiders	4	02:09	E.Harris 30 yd. interception return (D.Carlson kick)	31	17
Colts	4	01:10	E.Ebron 48 yd. pass from J.Brissett (A.Vinatieri kick) (6-75, 0:59)	31	24

### LAS VEGAS RAIDERS

PASSING	ATT	CP	YDS	SK/YD	TD	LG	INT	RTG
Derek Carr	31	21	189	1/0	2	20	0	105.4
<b>TOTAL</b>	<b>31</b>	<b>21</b>	<b>189</b>	<b>1/0</b>	<b>2</b>	<b>20</b>	<b>0</b>	<b>105.4</b>

RUSHING	ATT	YDS	AVG	LG	TD
Josh Jacobs	17	79	4.6	16	0
Trevor Davis	2	74	37.0	60t	1
DeAndre Washington	6	18	3.0	7	0
Jalen Richard	4	17	4.3	13	0
Alec Ingold	1	1	1.0	1	0
Derek Carr	2	-1	-0.5	0	0
<b>TOTAL</b>	<b>32</b>	<b>188</b>	<b>5.9</b>	<b>60</b>	<b>1</b>

RECEIVING	NO	YDS	AVG	LG	TD
Darren Waller	7	53	7.6	17	0
Foster Moreau	3	30	10.0	18t	1
Tyrell Williams	3	36	12.0	19t	1
DeAndre Washington	2	8	4.0	7	0
Hunter Renfrow	2	18	9.0	10	0
Josh Jacobs	2	29	14.5	20	0
Jalen Richard	1	1	1.0	1	0
Keelan Doss	1	14	14.0	14	0
<b>TOTAL</b>	<b>21</b>	<b>189</b>	<b>9.0</b>	<b>20</b>	<b>2</b>

TOP DEFENSE	TOT	SOLO	AST	SCK	YDS	INT
Tahir Whitehead	9	7	2	0.0	0.0	0
Erik Harris	7	6	1	0.0	0.0	1
Lamarcus Joyner	7	7	0	0.0	0.0	0

FIELD GOALS	FGA/FGM	PERCENT	RESULTS
Daniel Carlson	1-1	100.0	(26)
<b>TOTAL</b>	<b>1-1</b>	<b>100.0</b>	

The Colts fell to 2-2 after a 31-24 loss to the Oakland Raiders at Lucas Oil Stadium. Oakland scored touchdowns on three of its first four possessions of the game and took a 21-10 lead at halftime. Indianapolis capitalized on a first quarter fumble recovery when Jacoby Brissett found Jack Doyle for a five-yard touchdown. Adam Vinatieri also converted a 26-yard field goal in the second quarter. The Raiders added another 10 points in the second half on a Daniel Carlson field goal and an Erik Harris 30-yard interception return for a touchdown. The Colts kept it close. Brissett found Chester Rogers for a four-yard touchdown reception and connected with Eric Ebron on a 48-yard touchdown with 1:10 remaining in the game, but they were unable to get the ball back. Brissett completed 24-of-46 passes for 265 yards, three touchdowns and one interception for an 82.2 passer rating. Zach Pascal led the team with 72 yards and Nyheim Hines caught six passes for 39 yards. Defensively, Anthony Walker led the team with 10 tackles (seven solo) and 1.0 sack.

### INDIANAPOLIS COLTS

PASSING	ATT	CP	YDS	SK/YD	TD	LG	INT	RTG
Jacoby Brissett	46	24	265	0/0	3	48	1	82.2
<b>TOTAL</b>	<b>46</b>	<b>24</b>	<b>265</b>	<b>0/0</b>	<b>3</b>	<b>48</b>	<b>1</b>	<b>82.2</b>

RUSHING	ATT	YDS	AVG	LG	TD
Marlon Mack	11	39	3.5	18	0
Jacoby Brissett	5	19	3.8	9	0
Jordan Wilkins	4	17	4.3	6	0
Nyheim Hines	3	6	2.0	4	0
<b>TOTAL</b>	<b>23</b>	<b>81</b>	<b>3.5</b>	<b>18</b>	<b>0</b>

RECEIVING	NO	YDS	AVG	LG	TD
Nyheim Hines	6	39	6.5	14	0
Parris Campbell	5	25	5.0	15	0
Jack Doyle	4	22	5.5	8	1
Zach Pascal	4	72	18.0	28	0
Chester Rogers	3	48	16.0	27	1
Eric Ebron	1	48	48.0	48t	1
Jordan Wilkins	1	11	11.0	11	0
<b>TOTAL</b>	<b>24</b>	<b>265</b>	<b>11.0</b>	<b>48</b>	<b>3</b>

TOP DEFENSE	TOT	SOLO	AST	SCK	YDS	INT
Anthony Walker	9	7	2	1.0	0.0	0
Clayton Geathers	9	6	3	0.0	0.0	0
Khari Willis	9	8	1	0.0	0.0	0

FIELD GOALS	FGA/FGM	PERCENT	RESULTS
Adam Vinatieri	2-1	50.0	(26) 57WL
<b>TOTAL</b>	<b>2-1</b>	<b>50.0</b>	

### TEAM STATISTICS RAIDERS COLTS

First Downs	21	22
Total Net Yards	377	346
Rushes/Net Yards	32/188	23/81
Net Passing	189	265
Pass Attempts/Completions	31/21	46/24
Had Intercepted	0	1
Sacked/Yards Lost	1/0	0/0
Punts/Average	5/50.6	4/46.5
Penalties/Yards	11/80	5/35
Fumbles/Lost	1/1	2/1
Possession Time	33:41	26:19

# 2019 GAME SUMMARIES



19

## WEEK 5

Indianapolis Colts 19, Kansas City Chiefs 13  
73,352 U Arrowhead Stadium U Oct 6, 2019



13

Indianapolis Colts .....	7	6	0	6	—	19
Kansas City Chiefs .....	3	7	0	3	—	13

### SCORING DRIVES

TEAM	QTR	TIME	SCORING PLAY	IND	KC
Chiefs	1	09:02	H.Butker 29 yd. Field Goal (12-64, 5:58)	1	3
Colts	1	03:44	J.Brissett 1 yd. run (A.Vinatieri kick) (11-70, 5:18)	7	3
Chiefs	2	14:08	B.Pringle 27 yd. pass from P.Mahomes (H.Butker kick) (11-75, 4:36)	7	10
Colts	2	11:12	A.Vinatieri 32 yd. Field Goal (7-61, 2:56)	10	10
Colts	2	00:10	A.Vinatieri 32 yd. Field Goal (11-74, 1:34)	13	10
Colts	4	07:40	A.Vinatieri 31 yd. Field Goal (14-35, 8:34)	16	10
Colts	4	02:27	A.Vinatieri 29 yd. Field Goal (7-21, 2:35)	19	10
Chiefs	4	01:16	H.Butker 36 yd. Field Goal (7-57, 1:11)	19	13

### INDIANAPOLIS COLTS

PASSING	ATT	CP	YDS	SK/YD	TD	LG	INT	RTG
Jacoby Brissett	29	18	151	0/0	0	18	1	61.1
<b>TOTAL</b>	<b>29</b>	<b>18</b>	<b>151</b>	<b>0/0</b>	<b>0</b>	<b>18</b>	<b>1</b>	<b>61.1</b>

RUSHING	ATT	YDS	AVG	LG	TD
Marlon Mack	29	132	4.6	30	0
Jordan Wilkins	7	28	4.0	10	0
Zach Pascal	1	12	12.0	12	0
Jacoby Brissett	6	9	1.5	7	1
Nyheim Hines	2	-1	-0.5	3	0
<b>TOTAL</b>	<b>45</b>	<b>180</b>	<b>4.0</b>	<b>30</b>	<b>1</b>

RECEIVING	NO	YDS	AVG	LG	TD
Nyheim Hines	4	46	11.5	18	0
T.Y. Hilton	4	37	9.3	14	0
Jack Doyle	3	19	6.3	9	0
Marlon Mack	3	16	5.3	11	0
Deon Cain	1	7	7.0	7	0
Eric Ebron	1	8	8.0	8	0
Mo Atie-Cox	1	10	10.0	10	0
Zach Pascal	1	8	8.0	8	0
<b>TOTAL</b>	<b>18</b>	<b>151</b>	<b>8.4</b>	<b>18</b>	<b>0</b>

TOP DEFENSE	TOT	SOLO	AST	SCK	YDS	INT
George Odum	6	6	0	0.0	0.0	0
Rock Ya-Sin	6	6	0	0.0	0.0	0
Anthony Walker	4	3	1	0.0	0.0	0

FIELD GOALS	FGA/FGM	PERCENT	RESULTS
Adam Vinatieri	4-4	100.0	(32, 32, 31, 29)
<b>TOTAL</b>	<b>4-4</b>	<b>100.0</b>	

The Indianapolis Colts improved to 3-2 after defeating the Kansas City Chiefs, 19-13, at Arrowhead Stadium. After a Chiefs field goal on their opening offensive possession, Jacoby Brissett gave the Colts a 7-3 lead on a one-yard rushing touchdown. Kansas City jumped ahead again in the second quarter when Patrick Mahomes hit Byron Pringle for a 27-yard touchdown. Indianapolis kicker Adam Vinatieri accounted for the next 12 points when he hit four field goals of 32, 32, 31, and 29 yards. Kansas City added a field goal with 1:16 remaining in the fourth quarter, but failed to recover the ensuing onside kick as the Colts clinched the victory. Brissett completed 18-of-29 passes for 151 yards while Marlon Mack recorded his sixth career 100-yard rushing performance (132). Defensively, the Colts contributed with 4.0 sacks as defensive end Justin Houston tallied four tackles (three solo), 1.0 sack, 2.0 tackles for loss and one quarterback hit.

### KANSAS CITY CHIEFS

PASSING	ATT	CP	YDS	SK/YD	TD	LG	INT	RTG
Patrick Mahomes	39	22	321	4/33	1	31	0	91.9
<b>TOTAL</b>	<b>39</b>	<b>22</b>	<b>321</b>	<b>4/33</b>	<b>1</b>	<b>31</b>	<b>0</b>	<b>91.9</b>

RUSHING	ATT	YDS	AVG	LG	TD
Damien Williams	9	23	2.6	6	0
Patrick Mahomes	3	17	5.7	14	0
Anthony Sherman	1	2	2.0	2	0
Mecole Hardman	1	-6	-6.0	-6	0
<b>TOTAL</b>	<b>14</b>	<b>36</b>	<b>2.6</b>	<b>14</b>	<b>0</b>

RECEIVING	NO	YDS	AVG	LG	TD
Byron Pringle	6	103	17.2	28	1
Mecole Hardman	4	79	19.8	31	0
Travis Kelce	4	70	17.5	24	0
Damien Williams	3	15	5.0	7	0
Demarcus Robinson	3	31	10.3	14	0
LeSean McCoy	2	23	11.5	21	0
<b>TOTAL</b>	<b>22</b>	<b>321</b>	<b>14.6</b>	<b>31</b>	<b>1</b>

TOP DEFENSE	TOT	SOLO	AST	SCK	YDS	INT
Damien Wilson	12	7	5	0.0	0.0	0
Ben Niemann	10	6	4	0.0	0.0	0
Charvarius Ward	6	4	2	0.0	0.0	0

FIELD GOALS	FGA/FGM	PERCENT	RESULTS
Harrison Butker	2-2	100.0	(29, 36)
<b>TOTAL</b>	<b>2-2</b>	<b>100.0</b>	

### TEAM STATISTICS COLTS CHIEFS

First Downs	25	18
Total Net Yards	331	324
Rushes/Net Yards	45/180	14/36
Net Passing	151	288
Pass Attempts/Completions	29/18	39/22
Had Intercepted	1	0
Sacked/Yards Lost	0/0	4/33
Punts/Average	3/41.0	4/38.8
Penalties/Yards	7/50	11/125
Fumbles/Lost	0/0	1/1
Possession Time	37:15	22:45

# 2019 GAME SUMMARIES



23

## WEEK 7

Houston Texans 23, Indianapolis Colts 30

59,977 Lucas Oil Stadium Indianapolis, Ind. Oct 20, 2019



30

Houston Texans	0	9	7	7	—	23
Indianapolis Colts	7	7	14	2	—	30

### SCORING DRIVES

TEAM	QTR	TIME	SCORING PLAY	HOU	IND
Colts	1	05:01	Z.Pascal 11 yd. pass from J.Brissett (A.Vinatieri kick) (12-94, 4:59)	0	7
Texans	2	08:59	K.Fairbairn 47 yd. Field Goal (7-16, 4:05)	3	7
Texans	2	06:25	K.Fairbairn 31 yd. Field Goal (4--9, 1:02)	6	8
Colts	2	01:49	T.Hilton 2 yd. pass from J.Brissett (A.Vinatieri kick) (9-75, 4:36)	6	14
Texans	2	00:23	K.Fairbairn 26 yd. Field Goal (8-67, 1:26)	9	15
Colts	3	10:29	E.Ebron 4 yd. pass from J.Brissett (A.Vinatieri kick) (8-74, 4:31)	9	21
Texans	3	08:43	K.Coutee 4 yd. run (K.Fairbairn kick) (5-75, 1:46)	16	21
Colts	3	01:14	Z.Pascal 3 yd. pass from J.Brissett (A.Vinatieri kick) (12-75, 7:29)	16	28
Texans	4	06:38	D.Hopkins 4 yd. pass from D.Watson (K.Fairbairn kick) (6-79, 2:03)	23	28
Colts	4	02:41	B.Anger OB in end zone, forced by Z.Pascal, for a Safety	23	30

### HOUSTON TEXANS

PASSING	ATT	CP	YDS	SK/YD	TD	LG	INT	RTG
Deshaun Watson	34	23	308	3/17	1	45	2	81.5
<b>TOTAL</b>	<b>34</b>	<b>23</b>	<b>308</b>	<b>3/17</b>	<b>1</b>	<b>45</b>	<b>2</b>	<b>81.5</b>

RUSHING	ATT	YDS	AVG	LG	TD
Carlos Hyde	12	35	2.9	10	0
Duke Johnson	7	34	4.9	11	0
Deshaun Watson	3	32	10.7	19	0
Keke Coutee	1	4	4.0	4t	1
Bryan Anger	1	-5	-5.0	-5	0
<b>TOTAL</b>	<b>24</b>	<b>100</b>	<b>4.2</b>	<b>19</b>	<b>1</b>

RECEIVING	NO	YDS	AVG	LG	TD
DeAndre Hopkins	9	106	11.8	21	1
Kenny Stills	4	105	26.3	45	0
Keke Coutee	3	25	8.3	13	0
Darren Fells	2	27	13.5	19	0
Duke Johnson	2	22	11.0	12	0
Jordan Akins	2	17	8.5	11	0
Will Fuller V	1	6	6.0	6	0
<b>TOTAL</b>	<b>23</b>	<b>308</b>	<b>13.4</b>	<b>45</b>	<b>1</b>

TOP DEFENSE	TOT	SOLO	AST	SCK	YDS	INT
Benardrick McKinney	7	7	0	0.0	0.0	0
Lonnnie Johnson Jr.	7	7	0	0.0	0.0	0
Phillip Gaines	7	6	1	0.0	0.0	0

FIELD GOALS	FGA/FGM	PERCENT	RESULTS
Ka'imi Fairbairn	3-3	100.0	(47, 31, 26)
<b>TOTAL</b>	<b>3-3</b>	<b>100.0</b>	

### INDIANAPOLIS COLTS

PASSING	ATT	CP	YDS	SK/YD	TD	LG	INT	RTG
Jacoby Brissett	39	26	326	1/5	4	34	0	126.7
Zach Pascal	1	0	0	0/0	0	0	0	39.6
<b>TOTAL</b>	<b>40</b>	<b>26</b>	<b>326</b>	<b>1/5</b>	<b>4</b>	<b>34</b>	<b>0</b>	<b>123.5</b>

RUSHING	ATT	YDS	AVG	LG	TD
Marlon Mack	18	44	2.4	7	0
Jordan Wilkins	2	9	4.5	9	0
Jacoby Brissett	5	6	1.2	5	0
Nyheim Hines	1	3	3.0	3	0
<b>TOTAL</b>	<b>26</b>	<b>62</b>	<b>2.4</b>	<b>9</b>	<b>0</b>

RECEIVING	NO	YDS	AVG	LG	TD
T.Y. Hilton	6	74	12.3	25	1
Zach Pascal	6	106	17.7	34	2
Eric Ebron	4	70	17.5	33	1
Jack Doyle	3	21	7.0	19	0
Marlon Mack	3	12	4.0	7	0
Chester Rogers	2	24	12.0	19	0
Jordan Wilkins	1	6	6.0	6	0
Nyheim Hines	1	13	13.0	13	0
<b>TOTAL</b>	<b>26</b>	<b>326</b>	<b>12.5</b>	<b>34</b>	<b>4</b>

TOP DEFENSE	TOT	SOLO	AST	SCK	YDS	INT
Darius Leonard	10	7	3	0.0	0.0	1
Pierre Desir	7	6	1	0.0	0.0	1
Rock Ya-Sin	7	6	1	0.0	0.0	0

FIELD GOALS	FGA/FGM	PERCENT	RESULTS
	No Field Goals		

The Colts improved to 4-2 on the season after defeating the Houston Texans, 30-23, at Lucas Oil Stadium. Indianapolis scored two first half touchdowns en route to a 14-9 halftime advantage. Jacoby Brissett found Zach Pascal for an 11-yard touchdown on the opening drive of the game and also threw a touchdown pass to T.Y. Hilton with 1:49 remaining in the second quarter. The teams combined for three touchdowns on all three possessions in the third quarter. Eric Ebron opened the second half with a one-handed touchdown pass from Brissett. Houston then scored its first touchdown on a Keke Coutee four-yard run. Pascal added his second touchdown reception of the game to close out the third quarter and give the Colts a 28-16 lead. The Texans made it close following a DeAndre Hopkins four-yard touchdown reception with 6:38 remaining in the game, but they were not able to make up the difference. Brissett threw a single-game career-high four touchdown passes in addition to 326 passing yards for a 126.7 passer rating. Pascal led the team in receiving with 106 yards and two touchdowns and Hilton added 74 yards and one score. Defensively, the Colts contributed with 3.0 sacks, an interception from Pierre Desir and a game-sealing interception from Darius Leonard.

### TEAM STATISTICS TEXANS COLTS

First Downs	21	23
Total Net Yards	391	383
Rushes/Net Yards	24/100	26/62
Net Passing	291	321
Pass Attempts/Completions	34/23	40/26
Had Intercepted	2	0
Sacked/Yards Lost	3/17	1/5
Punts/Average	2/44.5	4/43.5
Penalties/Yards	10/54	6/45
Fumbles/Lost	0/0	1/1
Possession Time	27:08	32:52

# 2019 GAME SUMMARIES



13

## WEEK 8

Denver Broncos 13, Indianapolis Colts 15  
61,653 Lucas Oil Stadium Oct 27, 2019



15

Denver Broncos .....	0	6	7	0	—	13
Indianapolis Colts .....	0	3	9	3	—	15

### SCORING DRIVES

TEAM	QTR	TIME	SCORING PLAY	DEN	IND
Broncos	2	12:56	B.McManus 21 yd. Field Goal (17-86, 7:45)	3	0
Broncos	2	05:33	B.McManus 29 yd. Field Goal (13-73, 5:38)	6	0
Colts	2	00:02	A.Vinatieri 55 yd. Field Goal (6-43, 0:55)	7	3
Broncos	3	11:38	R.Freeman 4 yd. run (B.McManus kick) (5-75, 3:22)	13	3
Colts	3	06:05	A.Vinatieri 45 yd. Field Goal (12-48, 5:33)	13	6
Colts	3	02:26	M.Mack 10 yd. run (kick failed, w/1) (6-68, 2:44)	13	12
Colts	4	00:22	A.Vinatieri 51 yd. Field Goal (7-56, 1:26)	13	15

### DENVER BRONCOS

PASSING	ATT	CP	YDS	SK/YD	TD	LG	INT	RTG
Joe Flacco	32	20	174	3/8	0	33	0	76.8
<b>TOTAL</b>	<b>32</b>	<b>20</b>	<b>174</b>	<b>3/8</b>	<b>0</b>	<b>33</b>	<b>0</b>	<b>76.8</b>

RUSHING	ATT	YDS	AVG	LG	TD
Phillip Lindsay	14	59	4.2	11	0
Royce Freeman	12	40	3.3	10	1
Joe Flacco	1	9	9.0	9	0
Diontae Spencer	1	5	5.0	5	0
<b>TOTAL</b>	<b>28</b>	<b>113</b>	<b>4.0</b>	<b>11</b>	<b>1</b>

RECEIVING	NO	YDS	AVG	LG	TD
Noah Fant	5	26	5.2	17	0
Phillip Lindsay	5	17	3.4	7	0
Courtland Sutton	3	72	24.0	33	0
Andy Janovich	2	9	4.5	7	0
Diontae Spencer	2	18	9.0	20	0
Fred Brown	1	16	16.0	16	0
Jeff Heurman	1	11	11.0	11	0
Royce Freeman	1	5	5.0	5	0
<b>TOTAL</b>	<b>20</b>	<b>174</b>	<b>8.7</b>	<b>33</b>	<b>0</b>

TOP DEFENSE	TOT	SOLO	AST	SCK	YDS	INT
Alexander Johnson	8	4	4	0.0	0.0	0
Justin Simmons	7	5	2	0.0	0.0	0
Kareem Jackson	6	5	1	0.0	0.0	0

FIELD GOALS	FGA/FGM	PERCENT	RESULTS
Brandon McManus	2-2	100.0	(21, 29)
<b>TOTAL</b>	<b>2-2</b>	<b>100.0</b>	

### INDIANAPOLIS COLTS

PASSING	ATT	CP	YDS	SK/YD	TD	LG	INT	RTG
Jacoby Brissett	25	15	202	4/11	0	35	0	85.8
<b>TOTAL</b>	<b>25</b>	<b>15</b>	<b>202</b>	<b>4/11</b>	<b>0</b>	<b>35</b>	<b>0</b>	<b>85.8</b>

RUSHING	ATT	YDS	AVG	LG	TD
Marlon Mack	19	76	4.0	16	1
Jacoby Brissett	6	34	5.7	8	0
Nyheim Hines	4	12	3.0	11	0
Jordan Wilkins	2	5	2.5	4	0
<b>TOTAL</b>	<b>31</b>	<b>127</b>	<b>4.1</b>	<b>16</b>	<b>1</b>

RECEIVING	NO	YDS	AVG	LG	TD
Jack Doyle	4	61	15.3	19	0
Eric Ebron	3	26	8.7	12	0
Nyheim Hines	3	34	11.3	20	0
T.Y. Hilton	2	54	27.0	35	0
Chester Rogers	1	7	7.0	7	0
Marlon Mack	1	14	14.0	14	0
Zach Pascal	1	6	6.0	6	0
<b>TOTAL</b>	<b>15</b>	<b>202</b>	<b>13.5</b>	<b>35</b>	<b>0</b>

TOP DEFENSE	TOT	SOLO	AST	SCK	YDS	INT
Darius Leonard	10	6	4	1.0	1.0	0
Clayton Geathers	8	7	1	0.0	0.0	0
Anthony Walker	7	5	2	0.0	0.0	0

FIELD GOALS	FGA/FGM	PERCENT	RESULTS
Adam Vinatieri	4-3	75.0	45WR (55, 45, 51)
<b>TOTAL</b>	<b>4-3</b>	<b>75.0</b>	

The Colts improved to 5-2 following a 15-13 victory against the Denver Broncos at Lucas Oil Stadium. Following a scoreless first quarter, the Broncos took a 6-0 lead on two field goals from Brandon McManus. Adam Vinatieri got Indianapolis on the scoreboard with his 55-yard field goal with two seconds remaining in the second quarter. Denver scored a touchdown on its opening possession of the third quarter on a four-yard run from Royce Freeman. Vinatieri then hit a 45-yard field goal and Indianapolis running back Marlon Mack contributed with a 10-yard rushing touchdown to cut the Broncos lead to 13-12. With 1:48 remaining in the game, quarterback Jacoby Brissett engineered a 56-yard drive which set up Adam Vinatieri for a game-winning 51-yard field goal. It was Vinatieri's 29th career game-winning kick in the final minute of the fourth quarter or overtime. Brissett completed 15-of-25 passes for 202 yards as tight end Jack Doyle led the team in receiving with four catches for 61 yards. Marlon Mack led Indianapolis in rushing with 19 carries for 76 yards and one touchdown. Defensively, Darius Leonard led the team with 10 tackles while adding 1.0 sack. The Colts also received sacks from Justin Houston (1.0) and Ben Banogu (1.0).

### TEAM STATISTICS BRONCOS COLTS

First Downs	21	19
Total Net Yards	279	318
Rushes/Net Yards	28/113	31/127
Net Passing	166	191
Pass Attempts/Completions	32/20	25/15
Had Intercepted	0	0
Sacked/Yards Lost	3/8	4/11
Punts/Average	7/39.4	5/46.4
Penalties/Yards	10/88	10/103
Fumbles/Lost	1/0	2/1
Possession Time	30:44	29:16

# 2019 GAME SUMMARIES



24

## WEEK 9

Indianapolis Colts 24, Pittsburgh Steelers 26  
61,115 U Heinz Field U Nov 3, 2019



26

Indianapolis Colts .....	3	13	2	6	—	24
Pittsburgh Steelers .....	3	10	7	6	—	26

### SCORING DRIVES

TEAM	QTR	TIME	SCORING PLAY	IND	PIT
Colts	1	07:09	A.Vinatieri 25 yd. Field Goal (8-28, 5:11)	3	0
Steelers	1	00:58	C.Boswell 21 yd. Field Goal (11-72, 6:11)	4	3
Colts	2	11:57	J.Doyle 11 yd. pass from B.Hoyer (A.Vinatieri kick) (8-63, 4:01)	10	3
Steelers	2	02:21	M.Fitzpatrick 96 yd. interception return (C.Boswell kick)	10	10
Colts	2	00:42	Z.Pascal 14 yd. pass from B.Hoyer (kick blocked) (6-75, 1:39)	16	10
Steelers	2	00:00	C.Boswell 51 yd. Field Goal (6-47, 0:42)	16	14
Steelers	3	05:25	V.McDonald 7 yd. pass from M.Rudolph (C.Boswell kick) (11-54, 5:15)	16	20
Colts	3	01:05	A.Villanueva tackled in end zone by J.Houston for a Safety	18	20
Steelers	4	14:57	C.Boswell 33 yd. Field Goal (4-2, 1:01)	18	23
Colts	4	08:43	C.Rogers 4 yd. pass from B.Hoyer (pass failed) (7-30, 3:12)	24	23
Steelers	4	06:36	C.Boswell 26 yd. Field Goal (6-67, 2:07)	24	26

### INDIANAPOLIS COLTS

PASSING	ATT	CP	YDS	SK/YD	TD	LG	INT	RTG
Brian Hoyer	26	17	168	4/34	3	21	1	105.9
Jacoby Brissett	5	4	59	1/4	0	27	0	115.8
<b>TOTAL</b>	<b>31</b>	<b>21</b>	<b>227</b>	<b>5/38</b>	<b>3</b>	<b>27</b>	<b>1</b>	<b>107.9</b>

RUSHING	ATT	YDS	AVG	LG	TD
Marlon Mack	21	89	4.2	24	0
Parris Campbell	3	27	9.0	22	0
Nyheim Hines	1	7	7.0	7	0
Brian Hoyer	1	6	6.0	6	0
Jordan Wilkins	1	6	6.0	6	0
Jacoby Brissett	2	4	2.0	7	0
<b>TOTAL</b>	<b>29</b>	<b>139</b>	<b>4.8</b>	<b>24</b>	<b>0</b>

RECEIVING	NO	YDS	AVG	LG	TD
Parris Campbell	5	53	10.6	27	0
Zach Pascal	5	76	15.2	19	1
Chester Rogers	3	22	7.3	14	1
Jack Doyle	3	22	7.3	11	1
Eric Ebron	2	16	8.0	9	0
Jordan Wilkins	1	6	6.0	6	0
Mo'Alie-Cox	1	11	11.0	11	0
Nyheim Hines	1	21	21.0	21	0
<b>TOTAL</b>	<b>21</b>	<b>227</b>	<b>10.8</b>	<b>27</b>	<b>3</b>

TOP DEFENSE	TOT	SOLO	AST	SCK	YDS	INT
Anthony Walker	10	7	3	0.0	0.0	0
Darius Leonard	9	8	1	0.0	0.0	0
Kenny Moore II	8	7	1	0.0	0.0	1

FIELD GOALS	FGA/FGM	PERCENT	RESULTS
Adam Vinatieri	2-1	50.0	(25) 43WL
<b>TOTAL</b>	<b>2-1</b>	<b>50.0</b>	

The Colts fell to 5-3 after losing to the Pittsburgh Steelers, 26-24, at Heinz Field. After the teams traded field goals in the first quarter, quarterback Brian Hoyer replaced an injured Jacoby Brissett and threw his first touchdown pass of the season to tight end Jack Doyle, giving Indianapolis a 10-3 advantage. The Steelers tied the game on an interception return for a touchdown, however the Colts responded when wide receiver Zach Pascal hauled in a 14-yard touchdown pass with 42 seconds remaining in the second quarter. Following 10 unanswered points from Pittsburgh, the Colts recorded a safety to make the score 20-18. The Steelers added a field goal before Indianapolis took a 24-23 lead with Hoyer's third touchdown pass of the day. On the ensuing possession, Pittsburgh added another field goal to take the lead. An Adam Vinatieri field goal miss with 1:14 remaining in the game sealed the Steelers victory. Hoyer tied a career-high with three touchdown passes while Pascal led the team in receiving with 76 yards.

### PITTSBURGH STEELERS

PASSING	ATT	CP	YDS	SK/YD	TD	LG	INT	RTG
Mason Rudolph	35	26	191	1/8	1	40	1	84.3
<b>TOTAL</b>	<b>35</b>	<b>26</b>	<b>191</b>	<b>1/8</b>	<b>1</b>	<b>40</b>	<b>1</b>	<b>84.3</b>

RUSHING	ATT	YDS	AVG	LG	TD
Trey Edmunds	12	73	6.1	45	0
Jaylen Samuels	8	10	1.3	6	0
Mason Rudolph	3	5	1.7	7	0
Diontae Johnson	1	2	2.0	2	0
Tony Brooks-James	1	0	0.0	0	0
<b>TOTAL</b>	<b>25</b>	<b>90</b>	<b>3.6</b>	<b>45</b>	<b>0</b>

RECEIVING	NO	YDS	AVG	LG	TD
Jaylen Samuels	13	73	5.6	17	0
Vance McDonald	5	30	6.0	13	1
James Washington	4	69	17.3	40	0
JuJu Smith-Schuster	3	16	5.3	12	0
Diontae Johnson	1	3	3.0	3	0
<b>TOTAL</b>	<b>26</b>	<b>191</b>	<b>7.3</b>	<b>40</b>	<b>1</b>

TOP DEFENSE	TOT	SOLO	AST	SCK	YDS	INT
Terrell Edmunds	8	4	4	0.0	0.0	0
Devin Bush	7	4	3	0.0	0.0	0
Minkah Fitzpatrick	7	4	3	0.0	0.0	1

FIELD GOALS	FGA/FGM	PERCENT	RESULTS
Chris Boswell	4-4	100.0	(21, 51, 33, 26)
<b>TOTAL</b>	<b>4-4</b>	<b>100.0</b>	

### TEAM STATISTICS COLTS STEELERS

First Downs	22	17
Total Net Yards	328	273
Rushes/Net Yards	29/139	25/90
Net Passing	189	183
Pass Attempts/Completions	31/21	35/26
Had Intercepted	1	1
Sacked/Yards Lost	5/38	1/8
Punts/Average	3/45.0	1/48.0
Penalties/Yards	7/89	5/70
Fumbles/Lost	4/2	2/1
Possession Time	30:32	29:28

# 2019 GAME SUMMARIES



16

**WEEK 10**  
**Miami Dolphins 16, Indianapolis Colts 12**  
 60,510 U Lucas Oil Stadium U Nov 10, 2019



12

Miami Dolphins	3	7	0	6	—	16
Indianapolis Colts	0	0	6	6	—	12

## SCORING DRIVES

TEAM	QTR	TIME	SCORING PLAY	MIA	IND
Dolphins	1	06:44	J.Sanders 47 yd. Field Goal (8-51, 3:45)	4	0
Dolphins	2	01:52	R.Fitzpatrick 11 yd. run (J.Sanders kick) (3-12, 1:34)	10	0
Colts	3	07:50	A.Vinatieri 25 yd. Field Goal (10-56, 4:24)	10	3
Colts	3	00:38	A.Vinatieri 39 yd. Field Goal (10-28, 5:03)	10	6
Colts	4	11:30	J.Doyle 1 yd. pass from B.Hoyer (kick failed, wl) (7-34, 3:24)	10	12
Dolphins	4	05:45	J.Sanders 48 yd. Field Goal (12-45, 5:45)	13	12
Dolphins	4	03:31	J.Sanders 48 yd. Field Goal (4-5, 2:06)	16	12

## MIAMI DOLPHINS

PASSING	ATT	CP	YDS	SK/YD	TD	LG	INT	RTG
Ryan Fitzpatrick	33	21	169	3/10	0	21	1	63.8
<b>TOTAL</b>	<b>33</b>	<b>21</b>	<b>169</b>	<b>3/10</b>	<b>0</b>	<b>21</b>	<b>1</b>	<b>63.8</b>

RUSHING	ATT	YDS	AVG	LG	TD
Kalen Ballage	20	43	2.2	7	0
Ryan Fitzpatrick	4	23	5.8	11t	1
Patrick Laird	2	4	2.0	3	0
<b>TOTAL</b>	<b>26</b>	<b>70</b>	<b>2.7</b>	<b>11</b>	<b>1</b>

RECEIVING	NO	YDS	AVG	LG	TD
DeVante Parker	5	69	13.8	21	0
Kalen Ballage	4	2	0.5	3	0
Mike Gesicki	3	28	9.3	12	0
Allen Hurns	2	32	16.0	18	0
Jakeem Grant	2	15	7.5	12	0
Patrick Laird	2	15	7.5	9	0
Albert Wilson	1	0	0.0	0	0
Clive Walford	1	8	8.0	8	0
Myles Gaskin	1	0	0.0	0	0
<b>TOTAL</b>	<b>21</b>	<b>169</b>	<b>8.0</b>	<b>21</b>	<b>0</b>

TOP DEFENSE	TOT	SOLO	AST	SCK	YDS	INT
Jerome Baker	8	7	1	1.0	13.0	0
Eric Rowe	7	4	3	0.0	0.0	0
Nik Needham	6	5	1	0.0	0.0	1

FIELD GOALS	FGA/FGM	PERCENT	RESULTS
Jason Sanders	3-3	100.0	(47, 48, 48)
<b>TOTAL</b>	<b>3-3</b>	<b>100.0</b>	

The Colts fell to 5-4 on the season after being defeated by the Miami Dolphins, 16-12. The Dolphins scored 10 first half points on a Jason Sanders 47-yard field goal and a Ryan Fitzpatrick 11-yard touchdown run. The Colts notched their first points of the game in the third quarter with back-to-back Adam Vinatieri field goals from 25 and 39 yards. Tight end Jack Doyle then contributed with a one-yard touchdown reception at the start of the fourth quarter to give Indianapolis a 12-10 lead. The Dolphins mounted a comeback with two field goals of 48 yards and kept the Colts out of the end zone of their final drive to seal the win. Quarterback Brian Hoyer threw for 204 yards, one touchdown and three interceptions while Darius Leonard led the defense with 13 tackles, 1.0 sack, one interception and one forced fumble.

## INDIANAPOLIS COLTS

PASSING	ATT	CP	YDS	SK/YD	TD	LG	INT	RTG
Brian Hoyer	39	18	204	1/13	1	23	3	38.8
<b>TOTAL</b>	<b>39</b>	<b>18</b>	<b>204</b>	<b>1/13</b>	<b>1</b>	<b>23</b>	<b>3</b>	<b>38.8</b>

RUSHING	ATT	YDS	AVG	LG	TD
Marlon Mack	19	74	3.9	20	0
Jordan Wilkins	3	20	6.7	11	0
Nyheim Hines	3	14	4.7	7	0
Jonathan Williams	2	1	0.5	4	0
Brian Hoyer	2	0	0.0	1	0
<b>TOTAL</b>	<b>29</b>	<b>109</b>	<b>3.8</b>	<b>20</b>	<b>0</b>

RECEIVING	NO	YDS	AVG	LG	TD
Eric Ebron	5	56	11.2	23	0
Nyheim Hines	4	30	7.5	12	0
Jack Doyle	3	44	14.7	23	1
Chester Rogers	2	31	15.5	20	0
Zach Pascal	2	26	13.0	23	0
Marcus Johnson	1	9	9.0	9	0
Marlon Mack	1	8	8.0	8	0
<b>TOTAL</b>	<b>18</b>	<b>204</b>	<b>11.3</b>	<b>23</b>	<b>1</b>

TOP DEFENSE	TOT	SOLO	AST	SCK	YDS	INT
Darius Leonard	13	11	2	1.0	4.0	1
Khari Willis	8	7	1	0.0	0.0	0
Kenny Moore II	5	5	0	0.0	0.0	0

FIELD GOALS	FGA/FGM	PERCENT	RESULTS
Adam Vinatieri	2-2	100.0	(25, 39)
<b>TOTAL</b>	<b>2-2</b>	<b>100.0</b>	

## TEAM STATISTICS DOLPHINS COLTS

First Downs	13	19
Total Net Yards	229	300
Rushes/Net Yards	26/70	29/109
Net Passing	159	191
Pass Attempts/Completions	33/21	39/18
Had Intercepted	1	3
Sacked/Yards Lost	3/10	1/13
Punts/Average	5/45.4	4/43.0
Penalties/Yards	4/30	3/25
Fumbles/Lost	1/1	1/0
Possession Time	31:28	28:32



# 2019 GAME SUMMARIES



13

## WEEK 11

Jacksonville Jaguars 13, Indianapolis Colts 33  
61,986 U Lucas Oil Stadium U Nov 17, 2019



33

Jacksonville Jaguars	7	0	0	6	—	13
Indianapolis Colts	7	3	14	9	—	33

### SCORING DRIVES

TEAM	QTR	TIME	SCORING PLAY	JAX	IND
Jaguars	1	06:53	D.Chark Jr. 34 yd. pass from N.Foles (J.Lambo kick) (5-60, 3:02)	7	0
Colts	1	00:35	M.Mack 13 yd. run (A.Vinatieri kick) (11-76, 6:18)	7	7
Colts	2	08:26	A.Vinatieri 34 yd. Field Goal (9-54, 4:11)	7	11
Colts	3	08:46	M.Johnson 1 yd. pass from J.Brissett (A.Vinatieri kick) (10-77, 6:14)	7	17
Colts	3	00:58	J.Brissett 5 yd. run (A.Vinatieri kick) (5-56, 2:55)	7	24
Colts	4	12:42	N.Hines 7 yd. run (A.Vinatieri kick) (4-64, 2:10)	7	31
Jaguars	4	00:59	D.Chark Jr. 20 yd. pass from N.Foles (11-90, 3:29)	13	31

### JACKSONVILLE JAGUARS

PASSING	ATT	CP	YDS	SK/YD	TD	LG	INT	RTG
Nick Foles	47	33	296	2/17	2	34	1	92.2
<b>TOTAL</b>	<b>47</b>	<b>33</b>	<b>296</b>	<b>2/17</b>	<b>2</b>	<b>34</b>	<b>1</b>	<b>92.2</b>

RUSHING	ATT	YDS	AVG	LG	TD
Leonard Fournette	8	23	2.9	10	0
Ryquell Armstead	1	6	6.0	6	0
<b>TOTAL</b>	<b>9</b>	<b>29</b>	<b>3.2</b>	<b>10</b>	<b>0</b>

RECEIVING	NO	YDS	AVG	LG	TD
DJ Chark Jr.	8	104	13.0	34t	2
Leonard Fournette	7	34	4.9	8	0
Chris Conley	6	58	9.7	24	0
Dede Westbrook	4	32	8.0	15	0
Keelan Cole	4	41	10.3	14	0
Ryquell Armstead	2	13	6.5	9	0
Ben Koyack	1	9	9.0	9	0
Josh Oliver	1	5	5.0	5	0
<b>TOTAL</b>	<b>33</b>	<b>296</b>	<b>9.0</b>	<b>34</b>	<b>2</b>

TOP DEFENSE	TOT	SOLO	AST	SCK	YDS	INT
Myles Jack	9	7	2	0.0	0.0	0
A.J. Bouye	6	6	0	0.0	0.0	0
D.J. Hayden	6	6	0	1.0	9.0	0

FIELD GOALS	FGA/FGM	PERCENT	RESULTS
Josh Lambo	1-0	0.0	46WR
<b>TOTAL</b>	<b>1-0</b>	<b>0</b>	

The Colts improved to 6-4 on the season following a 33-13 victory against the Jacksonville Jaguars at Lucas Oil Stadium. Jacksonville took a 7-0 lead on its second possession of the game on a 60-yard drive. Indianapolis then scored 31 unanswered points. Running back Marlon Mack contributed with a 13-yard touchdown run and kicker Adam Vinatieri added a field goal to give the Colts a 10-7 halftime lead. Indianapolis then notched touchdowns on its next three possessions in the second half. Wide receiver Marcus Johnson caught a one-yard touchdown pass from quarterback Jacoby Brissett. Brissett contributed with a five-yard touchdown run, and Nyheim Hines added a seven-yard touchdown run. The Jaguars scored a touchdown late in the fourth quarter, but couldn't make up the difference. Running backs Jonathan Williams (116) and Marlon Mack (109) became the fourth duo in team history to each record 100-plus rushing yards in the same game and the first to do so since 1985. Defensively, cornerback Kenny Moore led the team with eight solo tackles and 1.0 sack, while defensive end Justin Houston logged 1.0 sack increasing his streak of at least 1.0 sack in a game to six consecutive contests.

### INDIANAPOLIS COLTS

PASSING	ATT	CP	YDS	SK/YD	TD	LG	INT	RTG
Jacoby Brissett	24	15	148	3/23	1	31	1	76.4
<b>TOTAL</b>	<b>24</b>	<b>15</b>	<b>148</b>	<b>3/23</b>	<b>1</b>	<b>31</b>	<b>1</b>	<b>76.4</b>

RUSHING	ATT	YDS	AVG	LG	TD
Jonathan Williams	13	116	8.9	48	0
Marlon Mack	14	109	7.8	20	1
Chester Rogers	1	18	18.0	18	0
Jacoby Brissett	2	12	6.0	7	1
Nyheim Hines	3	11	3.7	7t	1
Quenton Nelson	1	0	0.0	0	0
Brian Hoyer	2	-2	-1.0	-1	0
<b>TOTAL</b>	<b>36</b>	<b>264</b>	<b>7.3</b>	<b>48</b>	<b>3</b>

RECEIVING	NO	YDS	AVG	LG	TD
Eric Ebron	4	27	6.8	14	0
Marcus Johnson	4	38	9.5	17	1
Nyheim Hines	3	24	8.0	19	0
Zach Pascal	2	17	8.5	14	0
Chester Rogers	1	11	11.0	11	0
Jonathan Williams	1	31	31.0	31	0
<b>TOTAL</b>	<b>15</b>	<b>148</b>	<b>9.9</b>	<b>31</b>	<b>1</b>

TOP DEFENSE	TOT	SOLO	AST	SCK	YDS	INT
Kenny Moore II	8	8	0	1.0	9.0	0
Rock Ya-Sin	6	5	1	0.0	0.0	1
Darius Leonard	5	3	2	0.0	0.0	0

FIELD GOALS	FGA/FGM	PERCENT	RESULTS
Adam Vinatieri	1-1	100.0	(34)
<b>TOTAL</b>	<b>1-1</b>	<b>100.0</b>	

### TEAM STATISTICS JAGUARS COLTS

First Downs	15	23
Total Net Yards	308	389
Rushes/Net Yards	9/29	36/264
Net Passing	279	125
Pass Attempts/Completions	47/33	24/15
Had Intercepted	1	1
Sacked/Yards Lost	2/17	3/23
Punts/Average	6/46.7	3/43.0
Penalties/Yards	8/81	3/20
Fumbles/Lost	0/0	2/1
Possession Time	26:08	33:52

# 2019 GAME SUMMARIES



17

## WEEK 12

Indianapolis Colts 17, Houston Texans 20

71,727 U NRG Stadium U Houston, Texas U Nov 21, 2019



20

Indianapolis Colts .....	0	10	7	0	—	17
Houston Texans .....	0	10	3	7	—	20

### SCORING DRIVES

TEAM	QTR	TIME	SCORING PLAY	IND	HOU
Texans	2	13:42	K.Fairbairn 35 yd. Field Goal (10-37, 4:30)	1	3
Colts	2	04:28	J.Brissett 5 yd. run (A.Vinatieri kick) (7-42, 3:27)	7	3
Texans	2	01:53	D.Hopkins 35 yd. pass from D.Watson (K.Fairbairn kick) (7-75, 2:35)	7	10
Colts	2	00:00	A.Vinatieri 36 yd. Field Goal (10-58, 1:53)	10	10
Colts	3	05:36	J.Williams 13 yd. run (A.Vinatieri kick) (11-66, 6:09)	17	10
Texans	3	02:43	K.Fairbairn 36 yd. Field Goal (5-57, 2:53)	17	14
Texans	4	12:34	D.Hopkins 30 yd. pass from D.Watson (K.Fairbairn kick) (8-86, 3:37)	17	20

### INDIANAPOLIS COLTS

PASSING	ATT	CP	YDS	SK/YD	TD	LG	INT	RTG
Jacoby Brissett	25	16	129	1/8	0	14	0	76.9
<b>TOTAL</b>	<b>25</b>	<b>16</b>	<b>129</b>	<b>1/8</b>	<b>0</b>	<b>14</b>	<b>0</b>	<b>76.9</b>

RUSHING	ATT	YDS	AVG	LG	TD
Jonathan Williams	26	104	4.0	13t	1
Nyheim Hines	9	51	5.7	18	0
Jacoby Brissett	4	20	5.0	8	1
<b>TOTAL</b>	<b>39</b>	<b>175</b>	<b>4.5</b>	<b>18</b>	<b>2</b>

RECEIVING	NO	YDS	AVG	LG	TD
Eric Ebron	4	44	11.0	14	0
Jack Doyle	3	28	9.3	12	0
Jonathan Williams	3	17	5.7	8	0
T.Y. Hilton	3	18	6.0	8	0
Nyheim Hines	2	10	5.0	5	0
Chester Rogers	1	12	12.0	12	0
<b>TOTAL</b>	<b>16</b>	<b>129</b>	<b>8.1</b>	<b>14</b>	<b>0</b>

TOP DEFENSE	TOT	SOLO	AST	SCK	YDS	INT
Anthony Walker	8	5	3	0.0	0.0	0
Kenny Moore II	8	5	3	0.0	0.0	1
Malik Hooker	7	2	5	0.0	0.0	0

FIELD GOALS	FGA/FGM	PERCENT	RESULTS
Adam Vinatieri	1-1	100.0	(36)
<b>TOTAL</b>	<b>1-1</b>	<b>100.0</b>	

### HOUSTON TEXANS

PASSING	ATT	CP	YDS	SK/YD	TD	LG	INT	RTG
Deshaua Watson	30	19	298	1/1	2	51	1	104.6
<b>TOTAL</b>	<b>30</b>	<b>19</b>	<b>298</b>	<b>1/1</b>	<b>2</b>	<b>51</b>	<b>1</b>	<b>104.6</b>

RUSHING	ATT	YDS	AVG	LG	TD
Carlos Hyde	16	67	4.2	33	0
Duke Johnson	5	22	4.4	19	0
Deshaua Watson	3	10	3.3	6	0
<b>TOTAL</b>	<b>24</b>	<b>99</b>	<b>4.1</b>	<b>33</b>	<b>0</b>

RECEIVING	NO	YDS	AVG	LG	TD
Will Fuller V	7	140	20.0	51	0
DeAndre Hopkins	6	94	15.7	35t	2
Jordan Akins	3	26	8.7	13	0
Darren Fells	1	24	24.0	24	0
Duke Johnson	1	8	8.0	8	0
Kenny Stills	1	6	6.0	6	0
<b>TOTAL</b>	<b>19</b>	<b>298</b>	<b>15.7</b>	<b>51</b>	<b>2</b>

TOP DEFENSE	TOT	SOLO	AST	SCK	YDS	INT
Zach Cunningham	16	13	3	0.0	0.0	0
Benardrick McKinney	11	6	5	0.0	0.0	0
Jahleel Addae	8	6	2	0.0	0.0	0

FIELD GOALS	FGA/FGM	PERCENT	RESULTS
Ka'imi Fairbairn	2-2	100.0	(35, 36)
<b>TOTAL</b>	<b>2-2</b>	<b>100.0</b>	

The Colts fell to 6-5 after being defeated by the Houston Texans, 20-17, at NRG Stadium. Following a scoreless first quarter, Houston got on the board first with a 35-yard field goal. Quarterback Jacoby Brissett gave Indianapolis a 7-3 lead after he ran for a five-yard touchdown in the second quarter. Texans wide receiver DeAndre Hopkins tallied a 35-yard touchdown catch and Colts kicker Adam Vinatieri split the uprights on a 36-yard field goal to tie the game at halftime, 10-10. Indianapolis running back Jonathan Williams opened the second half with a 13-yard touchdown run. It was the last score the Colts would log however as the Texans scored 10 unanswered points to secure a 20-17 win. Williams recorded his second consecutive 100-yard rushing contest (104 yards) while Brissett completed 16-of-25 passes for 129 yards. Defensively, Indianapolis cornerback Kenny Moore tied for the team lead with eight tackles (five solo) while intercepting his second pass of the season.

### TEAM STATISTICS COLTS TEXANS

First Downs	19	16
Total Net Yards	296	396
Rushes/Net Yards	39/175	24/99
Net Passing	121	297
Pass Attempts/Completions	25/16	30/19
Had Intercepted	0	1
Sacked/Yards Lost	1/8	1/1
Punts/Average	5/47.8	2/47.0
Penalties/Yards	3/29	4/27
Fumbles/Lost	0/0	2/0
Possession Time	33:17	26:43

# 2019 GAME SUMMARIES



**WEEK 13**  
**Tennessee Titans 31, Indianapolis Colts 17**  
**60,361 U Lucas Oil Stadium U Dec 1, 2019**



<b>Tennessee Titans</b> .....	<b>7</b>	<b>0</b>	<b>10</b>	<b>14</b>	<b>—</b>	<b>31</b>
<b>Indianapolis Colts</b> .....	<b>7</b>	<b>3</b>	<b>7</b>	<b>0</b>	<b>—</b>	<b>17</b>

## SCORING DRIVES

TEAM	QTR	TIME	SCORING PLAY	TEN	IND
Colts	1	11:03	J.Doyle 21 yd. pass from J.Brissett (A.Vinatieri kick) (6-39, 3:48)	0	7
Titans	1	05:05	A.Humphries 13 yd. pass from R.Tannehill (R.Succop kick) (11-75, 5:58)	7	7
Colts	2	06:07	A.Vinatieri 28 yd. Field Goal (11-80, 6:20)	7	11
Colts	3	10:23	N.Hines 1 yd. run (A.Vinatieri kick) (11-75, 4:37)	7	17
Titans	3	05:52	D.Henry 13 yd. run (R.Succop kick) (8-75, 4:31)	14	17
Titans	3	04:26	R.Succop 31 yd. Field Goal (4-2, 1:14)	18	17
Titans	4	05:02	T.Smith 63 yd. return of blocked field goal (R.Succop kick)	24	17
Titans	4	03:02	K.Raymond 40 yd. pass from R.Tannehill (R.Succop kick) (3-44, 1:39)	31	17

## TENNESSEE TITANS

PASSING	ATT	CP	YDS	SK/YD	TD	LG	INT	RTG
Ryan Tannehill	22	17	182	6/44	2	40	0	131.2
<b>TOTAL</b>	<b>22</b>	<b>17</b>	<b>182</b>	<b>6/44</b>	<b>2</b>	<b>40</b>	<b>0</b>	<b>131.3</b>

RUSHING	ATT	YDS	AVG	LG	TD
Derrick Henry	26	149	5.7	34	1
Ryan Tannehill	4	5	1.3	8	0
<b>TOTAL</b>	<b>30</b>	<b>154</b>	<b>5.1</b>	<b>34</b>	<b>1</b>

RECEIVING	NO	YDS	AVG	LG	TD
A.J. Brown	3	45	15.0	16	0
Anthony Firkser	3	22	7.3	13	0
Derrick Henry	3	17	5.7	9	0
Cody Hollister	2	13	6.5	11	0
Jonnu Smith	2	0	0.0	2	0
Adam Humphries	1	13	13.0	13t	1
Corey Davis	1	23	23.0	23	0
Dion Lewis	1	9	9.0	9	0
Kalif Raymond	1	40	40.0	40t	1
<b>TOTAL</b>	<b>17</b>	<b>182</b>	<b>10.7</b>	<b>40</b>	<b>2</b>

TOP DEFENSE	TOT	SOLO	AST	SCK	YDS	INT
Jayon Brown	9	5	4	0.0	0.0	0
Kareem Orr	8	8	0	0.0	0.0	0
Logan Ryan	7	5	2	0.0	0.0	1

FIELD GOALS	FGA/FGM	PERCENT	RESULTS
Ryan Succop	1-1	100.0	(31)
<b>TOTAL</b>	<b>1-1</b>	<b>100.0</b>	

The Colts fell to 6-6 after being defeated by the Tennessee Titans, 31-17, at Lucas Oil Stadium. Tight end Jack Doyle gave Indianapolis a 7-0 lead in the first quarter following his 21-yard touchdown reception. The Titans tied the score on their following possession, but a 28-yard Adam Vinatieri field goal gave the Colts a 10-7 halftime lead. Nyheim Hines opened the third quarter with a one-yard touchdown run to put Indianapolis ahead 17-7. Tennessee went on to score 24 unanswered points, including a touchdown from a blocked field goal to seal the victory. Colts quarterback Jacoby Brissett threw for 319 yards and one touchdown, while wide receiver Zach Pascal recorded a career-high 109 receiving yards. Defensively, the Colts posted 6.0 sacks, including 2.0 from linebacker Darius Leonard. The unit also recovered two fumbles.

## INDIANAPOLIS COLTS

PASSING	ATT	CP	YDS	SK/YD	TD	LG	INT	RTG
Jacoby Brissett	40	25	319	3/10	1	26	2	74.9
<b>TOTAL</b>	<b>40</b>	<b>25</b>	<b>319</b>	<b>3/10</b>	<b>1</b>	<b>26</b>	<b>2</b>	<b>74.9</b>

RUSHING	ATT	YDS	AVG	LG	TD
Jordan Wilkins	11	47	4.3	15	0
Nyheim Hines	4	22	5.5	14	1
Jonathan Williams	8	14	1.8	10	0
Jacoby Brissett	1	-1	-1.0	-1	0
<b>TOTAL</b>	<b>24</b>	<b>82</b>	<b>3.4</b>	<b>15</b>	<b>1</b>

RECEIVING	NO	YDS	AVG	LG	TD
Zach Pascal	7	109	15.6	26	0
Jack Doyle	6	73	12.2	21t	1
Marcus Johnson	4	55	13.8	19	0
Jordan Wilkins	2	9	4.5	5	0
Nyheim Hines	2	18	9.0	11	0
Ross Travis	2	31	15.5	25	0
Ashton Dulin	1	13	13.0	13	0
Jonathan Williams	1	11	11.0	11	0
<b>TOTAL</b>	<b>25</b>	<b>319</b>	<b>12.8</b>	<b>26</b>	<b>1</b>

TOP DEFENSE	TOT	SOLO	AST	SCK	YDS	INT
Darius Leonard	12	5	7	2.0	14.5	0
Anthony Walker	11	8	3	0.5	3.0	0
Denico Autry	6	4	2	1.0	5.5	0

FIELD GOALS	FGA/FGM	PERCENT	RESULTS
Adam Vinatieri	4-1	25.0	55WR, 53B (28) 46B
<b>TOTAL</b>	<b>4-1</b>	<b>25.0</b>	

## TEAM STATISTICS

	TITANS	COLTS
First Downs	15	22
Total Net Yards	292	391
Rushes/Net Yards	30/154	24/82
Net Passing	138	309
Pass Attempts/Completions	22/17	40/25
Had Intercepted	0	2
Sacked/Yards Lost	6/44	3/10
Punts/Average	5/48.8	3/49.3
Penalties/Yards	3/33	6/40
Fumbles/Lost	2/2	1/1
Possession Time	27:29	32:31

# 2019 GAME SUMMARIES



35

## WEEK 14

Indianapolis Colts 35, Tampa Bay Buccaneers 38  
50,232 U Raymond James Stadium U Dec 8, 2019



38

Indianapolis Colts .....	10	17	8	0	—	35
Tampa Bay Buccaneers .....	14	7	7	10	—	38

### SCORING DRIVES

TEAM	QTR	TIME	SCORING PLAY	IND	TB
Colts	1	12:45	M.Johnson 46 yd. pass from J.Brissett (C.McLaughlin kick) (3-50, 1:33)	7	0
Colts	1	06:53	C.McLaughlin 50 yd. Field Goal (7-16, 2:41)	10	1
Buccaneers	1	01:41	J.Winston 1 yd. run (M.Gay kick) (10-75, 5:12)	10	7
Buccaneers	1	01:06	M.Evans 61 yd. pass from J.Winston (M.Gay kick) (1-61, 0:09)	10	14
Colts	2	07:42	M.Mack 2 yd. run (C.McLaughlin kick) (10-47, 4:52)	17	14
Colts	2	02:32	D.Leonard 80 yd. interception return (C.McLaughlin kick)	24	14
Buccaneers	2	00:38	C.Brake 3 yd. pass from J.Winston (M.Gay kick) (11-75, 1:54)	24	21
Colts	2	00:00	C.McLaughlin 19 yd. Field Goal (6-74, 0:38)	29	21
Colts	3	05:59	Z.Pascal 12 yd. pass from J.Brissett (J.Brissett-Z.Pascal pass) (7-76, 3:34)	35	21
Buccaneers	3	03:18	J.Watson 17 yd. pass from J.Winston (M.Gay kick) (5-75, 2:41)	35	28
Buccaneers	4	13:00	M.Gay 44 yd. Field Goal (10-55, 3:43)	35	32
Buccaneers	4	03:51	B.Perriman 12 yd. pass from J.Winston (M.Gay kick) (8-63, 4:22)	35	38

### INDIANAPOLIS COLTS

PASSING	ATT	CP	YDS	SK/YD	TD	LG	INT	RTG
Jacoby Brissett	36	19	251	1/8	2	50	0	93.6
<b>TOTAL</b>	<b>36</b>	<b>19</b>	<b>251</b>	<b>1/8</b>	<b>2</b>	<b>50</b>	<b>0</b>	<b>93.6</b>

RUSHING	ATT	YDS	AVG	LG	TD
Marlon Mack	13	38	2.9	13	1
Jacoby Brissett	4	26	6.5	9	0
Jordan Wilkins	1	1	1.0	1	0
Nyheim Hines	4	1	0.3	5	0
<b>TOTAL</b>	<b>22</b>	<b>66</b>	<b>3.0</b>	<b>13</b>	<b>1</b>

RECEIVING	NO	YDS	AVG	LG	TD
Zach Pascal	5	74	14.8	37	1
Nyheim Hines	4	24	6.0	8	0
Marcus Johnson	3	105	35.0	50	1
Parris Campbell	3	12	4.0	9	0
Jack Doyle	2	27	13.5	18	0
Mo'Atie-Cox	1	8	8.0	8	0
Ross Travis	1	1	1.0	1	0
<b>TOTAL</b>	<b>19</b>	<b>251</b>	<b>13.2</b>	<b>50</b>	<b>2</b>

TOP DEFENSE	TOT	SOLO	AST	SCK	YDS	INT
Khari Willis	11	9	2	0.0	0.0	0
Malik Hooker	10	9	1	0.0	0.0	1
Darius Leonard	9	3	6	0.0	0.0	2

FIELD GOALS	FGA/FGM	PERCENT	RESULTS
Chase McLaughlin	3-2	66.7	(50, 19) 47/0
<b>TOTAL</b>	<b>3-2</b>	<b>66.7</b>	

The Colts fell to 6-7 after being defeated by the Tampa Bay Buccaneers, 38-35, at Raymond James Stadium. Indianapolis took a 10-0 lead in the first quarter following two takeaways from the defense. The Buccaneers scored back-to-back touchdowns to regain the lead before a Marlon Mack touchdown and a Darius Leonard 80-yard interception return for a touchdown gave the Colts a 24-14 advantage. Tampa Bay notched a touchdown with 38 seconds remaining in the second quarter, but Indianapolis drove 74 yards on their ensuing possession and converted a field goal to bring the halftime score to 27-21. Colts wide receiver Zach Pascal posted a 12-yard touchdown and two-point conversion, but that was the last scoring from Indianapolis as the Buccaneers tallied 17 unanswered points to claim the win. Colts quarterback Jacoby Brissett threw for 251 yards and two touchdowns while Marcus Johnson logged his first career 100-yard game (105). Defensively, Darius Leonard contributed with nine tackles, two interceptions and one pick-six.

### TAMPA BAY BUCCANEERS

PASSING	ATT	CP	YDS	SK/YD	TD	LG	INT	RTG
Jameis Winston	45	33	456	1/7	4	61	3	107.3
Ryan Griffin	4	2	18	0/0	0	13	0	62.5
<b>TOTAL</b>	<b>49</b>	<b>35</b>	<b>474</b>	<b>1/7</b>	<b>4</b>	<b>61</b>	<b>3</b>	<b>103.6</b>

RUSHING	ATT	YDS	AVG	LG	TD
Ronald Jones II	11	36	3.3	10	0
Peyton Barber	11	34	3.1	11	0
Jameis Winston	6	5	0.8	5	1
<b>TOTAL</b>	<b>28</b>	<b>75</b>	<b>2.7</b>	<b>11</b>	<b>1</b>

RECEIVING	NO	YDS	AVG	LG	TD
Chris Godwin	7	91	13.0	28	0
Dare Ogunbowale	5	48	9.6	17	0
Justin Watson	5	59	11.8	17	1
Cameron Brate	4	30	7.5	13	1
O.J. Howard	4	73	18.3	33	0
Ronald Jones II	4	23	5.8	9	0
Breshad Perriman	3	70	23.3	31	1
Peyton Barber	2	19	9.5	16	0
Mike Evans	1	61	61.0	61	1
<b>TOTAL</b>	<b>35</b>	<b>474</b>	<b>13.5</b>	<b>61</b>	<b>4</b>

TOP DEFENSE	TOT	SOLO	AST	SCK	YDS	INT
Jordan Whitehead	9	6	3	0.0	0.0	0
Shaquil Barrett	7	6	1	1.0	8.0	0
Devin White	6	3	3	0.0	0.0	0

FIELD GOALS	FGA/FGM	PERCENT	RESULTS
Matt Gay	1-1	100.0	(44)
<b>TOTAL</b>	<b>1-1</b>	<b>100.0</b>	

### TEAM STATISTICS COLTS BUCCANEERS

First Downs	16	29
Total Net Yards	309	542
Rushes/Net Yards	22/66	28/75
Net Passing	243	467
Pass Attempts/Completions	36/19	49/35
Had Intercepted	0	3
Sacked/Yards Lost	1/8	1/7
Punts/Average	4/44.3	2/45.5
Penalties/Yards	3/35	6/104
Fumbles/Lost	1/1	1/1
Possession Time	25:45	34:15

# 2019 GAME SUMMARIES



**WEEK 15**  
**Indianapolis Colts 7, New Orleans Saints 34**  
 73,053 🐎 Mercedes-Benz Superdome 🐎 Dec 16, 2019



<b>Indianapolis Colts</b> .....	<b>0</b>	<b>0</b>	<b>0</b>	<b>7</b>	<b>—</b>	<b>7</b>
<b>New Orleans Saints</b> .....	<b>3</b>	<b>17</b>	<b>14</b>	<b>0</b>	<b>—</b>	<b>34</b>

## SCORING DRIVES

TEAM	QTR	TIME	SCORING PLAY	IND	NO
Saints	1	07:28	W.Lutz 33 yd. Field Goal (6-18, 3:35)	0	4
Saints	2	12:37	M.Thomas 15 yd. pass from D.Brees (W.Lutz kick) (12-90, 6:17)	0	10
Saints	2	06:11	T.Smith 21 yd. pass from D.Brees (W.Lutz kick) (10-85, 6:09)	0	17
Saints	2	00:00	W.Lutz 26 yd. Field Goal (10-80, 3:02)	0	21
Saints	3	07:08	J.Hill 5 yd. pass from D.Brees (W.Lutz kick) (12-75, 7:52)	0	27
Saints	3	00:35	T.Hill 28 yd. pass from D.Brees (W.Lutz kick) (3-51, 1:23)	0	34
Colts	4	03:56	J.Wilkins 1 yd. run (C.McLaughlin kick) (11-80, 3:21)	7	34

## INDIANAPOLIS COLTS

PASSING	ATT	CP	YDS	SK/YD	TD	LG	INT	RTG
Jacoby Brissett	34	18	165	1/6	0	24	0	66.4
<b>TOTAL</b>	<b>34</b>	<b>18</b>	<b>165</b>	<b>1/6</b>	<b>0</b>	<b>24</b>	<b>0</b>	<b>66.4</b>

RUSHING	ATT	YDS	AVG	LG	TD
Marlon Mack	11	19	1.7	7	0
Jordan Wilkins	3	10	3.3	5	1
Nyheim Hines	2	10	5.0	5	0
Jacoby Brissett	1	7	7.0	7	0
<b>TOTAL</b>	<b>17</b>	<b>46</b>	<b>2.7</b>	<b>7</b>	<b>1</b>

RECEIVING	NO	YDS	AVG	LG	TD
T.Y. Hilton	4	25	6.3	11	0
Zach Pascal	4	44	11.0	24	0
Dontrelle Inman	2	25	12.5	22	0
Jack Doyle	2	21	10.5	11	0
Marcus Johnson	2	37	18.5	20	0
Nyheim Hines	2	2	1.0	1	0
Ashton Dulin	1	4	4.0	4	0
Jordan Wilkins	1	7	7.0	7	0
<b>TOTAL</b>	<b>18</b>	<b>165</b>	<b>9.2</b>	<b>24</b>	<b>0</b>

TOP DEFENSE	TOT	SOLO	AST	SCK	YDS	INT
Darius Leonard	12	6	6	0.0	0.0	0
Anthony Walker	10	5	5	0.0	0.0	0
Khari Willis	10	6	4	0.0	0.0	0

FIELD GOALS	FGA/FGM	PERCENT	RESULTS
	No Field Goals		

## NEW ORLEANS SAINTS

PASSING	ATT	CP	YDS	SK/YD	TD	LG	INT	RTG
Drew Brees	30	29	307	0/0	4	28	0	148.9
<b>TOTAL</b>	<b>30</b>	<b>29</b>	<b>307</b>	<b>0/0</b>	<b>4</b>	<b>28</b>	<b>0</b>	<b>148.9</b>

RUSHING	ATT	YDS	AVG	LG	TD
Alvin Kamara	14	66	4.7	15	0
Latavius Murray	9	29	3.2	8	0
Dwayne Washington	3	20	6.7	12	0
Zach Line	2	4	2.0	3	0
Taysom Hill	2	1	0.5	5	0
Teddy Bridgewater	3	-3	-1.0	-1	0
<b>TOTAL</b>	<b>33</b>	<b>117</b>	<b>3.5</b>	<b>15</b>	<b>0</b>

RECEIVING	NO	YDS	AVG	LG	TD
Michael Thomas	12	128	10.7	24	1
Alvin Kamara	5	23	4.6	7	0
Jared Cook	4	54	13.5	20	0
Latavius Murray	2	20	10.0	10	0
Taysom Hill	2	42	21.0	28	1
Deonte Harris	1	1	1.0	1	0
Josh Hill	1	5	5.0	5	1
Ted Ginn Jr.	1	13	13.0	13	0
Tre'Quan Smith	1	21	21.0	21	1
<b>TOTAL</b>	<b>29</b>	<b>307</b>	<b>10.6</b>	<b>28</b>	<b>4</b>

TOP DEFENSE	TOT	SOLO	AST	SCK	YDS	INT
C.J. Gardner-Johnson	8	6	2	0.0	0.0	0
A.J. Klein	6	1	5	0.5	3.0	0
Eli Apple	6	5	1	0.0	0.0	0

FIELD GOALS	FGA/FGM	PERCENT	RESULTS
Wil Lutz	2-2	100.0	(33, 26)
<b>TOTAL</b>	<b>2-2</b>	<b>100.0</b>	

The Colts fell to 6-8 after being defeated by the New Orleans Saints, 34-7, at Mercedes-Benz Superdome. New Orleans scored on its first six possessions of the game to take a 34-0 lead into the fourth quarter. Drew Brees broke Peyton Manning's NFL record for career touchdown passes and finished with game having completed 29-of-30 passes for 307 yards and four touchdowns. The Colts earned their lone score of the game when Jordan Wilkins contributed with a one-yard rushing touchdown with 3:56 remaining in the fourth quarter. Indianapolis quarterback Jacoby Brissett completed 18-of-34 passes for 165 yards and wide receiver Zach Pascal led the team with four receptions for 44 yards. Defensively, Darius Leonard led the team with 12 tackles (six solo).

## TEAM STATISTICS COLTS SAINTS

First Downs	16	27
Total Net Yards	205	424
Rushes/Net Yards	17/46	33/117
Net Passing	159	307
Pass Attempts/Completions	34/18	30/29
Had Intercepted	0	0
Sacked/Yards Lost	1/6	0/0
Punts/Average	6/37.0	2/43.5
Penalties/Yards	7/49	6/52
Fumbles/Lost	0/0	0/0
Possession Time	23:38	36:22

# 2019 GAME SUMMARIES



6

## WEEK 16

Carolina Panthers 6, Indianapolis Colts 38  
61,845 U Lucas Oil Stadium U Dec 22, 2019



38

Carolina Panthers	0	3	3	0	—	6
Indianapolis Colts	14	7	3	14	—	38

### SCORING DRIVES

TEAM	QTR	TIME	SCORING PLAY	CAR	IND
Colts	1	09:28	J.Brissett 1 yd. run (C.McLaughlin kick) (9-36, 4:19)	0	7
Colts	1	07:41	N.Hines 84 yd. punt return (C.McLaughlin kick)	0	14
Panthers	2	10:18	J.Slye 27 yd. Field Goal (12-61, 5:12)	3	15
Colts	2	05:14	M.Mack 2 yd. run (C.McLaughlin kick) (9-75, 5:04)	3	21
Colts	3	10:59	C.McLaughlin 35 yd. Field Goal (10-58, 4:01)	3	24
Panthers	3	04:16	J.Slye 50 yd. Field Goal (12-43, 6:43)	6	25
Colts	4	07:16	N.Hines 71 yd. punt return (C.McLaughlin kick)	6	31
Colts	4	03:10	J.Wilkins 1 yd. run (C.McLaughlin kick) (8-76, 3:34)	6	38

### CAROLINA PANTHERS

PASSING	ATT	CP	YDS	SK/YD	TD	LG	INT	RTG
Will Grier	44	27	224	5/37	0	28	3	46.0
Michael Palardy	1	1	12	0/0	0	12	0	116.7
<b>TOTAL</b>	<b>45</b>	<b>28</b>	<b>236</b>	<b>5/37</b>	<b>0</b>	<b>28</b>	<b>3</b>	<b>48.0</b>

RUSHING	ATT	YDS	AVG	LG	TD
Christian McCaffrey	13	54	4.2	14	0
Will Grier	4	17	4.3	11	0
Reggie Bonafon	2	12	6.0	7	0
Curtis Samuel	2	4	2.0	3	0
<b>TOTAL</b>	<b>21</b>	<b>87</b>	<b>4.1</b>	<b>14</b>	<b>0</b>

RECEIVING	NO	YDS	AVG	LG	TD
Christian McCaffrey	15	119	7.9	13	0
Ian Thomas	3	16	5.3	7	0
Chris Hogan	2	16	8.0	9	0
Curtis Samuel	2	17	8.5	12	0
Greg Olsen	2	33	16.5	28	0
Brandon Zylstra	1	3	3.0	3	0
DJ Moore	1	1	1.0	1	0
DeAndrew White	1	12	12.0	12	0
Jarius Wright	1	19	19.0	19	0
<b>TOTAL</b>	<b>28</b>	<b>236</b>	<b>8.4</b>	<b>28</b>	<b>0</b>

TOP DEFENSE	TOT	SOLO	AST	SCK	YDS	INT
Ross Cockrell	10	10	0	0.0	0.0	0
Luke Kuechly	7	6	1	0.0	0.0	0
Eric Reid	6	5	1	0.0	0.0	0

FIELD GOALS	FGA/FGM	PERCENT	RESULTS
Joey Slye	2-2	100.0	(27, 50)
<b>TOTAL</b>	<b>2-2</b>	<b>100.0</b>	

The Colts improved to 7-8 on the season following a 38-6 win against the Carolina Panthers at Lucas Oil Stadium. Indianapolis jumped out to a 14-0 lead in the first quarter on Jacoby Brissett's one-yard touchdown run and Nyheim Hines's 84-yard punt return for a touchdown. Following a Panthers field goal, the Colts took a 21-3 halftime lead after Marlon Mack's two-yard touchdown run. Indianapolis outscored Carolina in the second half 17-3. Chase McLaughlin booted a 35-yard field goal while Nyheim Hines added his second punt return for a touchdown and Jordan Wilkins scored on a one-yard carry. Hines set franchise records with two punt return touchdowns and 195 punt return yards. Marlon Mack also became the first Colts running back to top 1,000 yards in a season dating back to 2016. Defensively, Indianapolis posted 5.0 sacks and two interceptions. Al-Quadin Muhammad (2.0 sacks) and Pierre Desir (two interceptions) each set single-game career highs.

### INDIANAPOLIS COLTS

PASSING	ATT	CP	YDS	SK/YD	TD	LG	INT	RTG
Jacoby Brissett	27	14	119	3/13	0	21	0	63.7
<b>TOTAL</b>	<b>27</b>	<b>14</b>	<b>119</b>	<b>3/13</b>	<b>0</b>	<b>21</b>	<b>0</b>	<b>63.7</b>

RUSHING	ATT	YDS	AVG	LG	TD
Marlon Mack	16	95	5.9	30	1
Jordan Wilkins	9	84	9.3	38	1
Jacoby Brissett	3	37	12.3	24	1
Nyheim Hines	1	4	4.0	4	0
Brian Hoyer	3	-2	-0.7	0	0
<b>TOTAL</b>	<b>32</b>	<b>218</b>	<b>6.8</b>	<b>38</b>	<b>3</b>

RECEIVING	NO	YDS	AVG	LG	TD
T.Y. Hilton	3	26	8.7	11	0
Jack Doyle	2	17	8.5	11	0
Marlon Mack	2	6	3.0	3	0
Dontrelle Inman	1	18	18.0	18	0
Jacoby Brissett	1	2	2.0	2	0
Marcus Johnson	1	2	2.0	2	0
Mo Alie-Cox	1	21	21.0	21	0
Nyheim Hines	1	2	2.0	2	0
Ross Pascal	1	19	19.0	19	0
Zach Pascal	1	6	6.0	6	0
<b>TOTAL</b>	<b>14</b>	<b>119</b>	<b>8.5</b>	<b>21</b>	<b>0</b>

TOP DEFENSE	TOT	SOLO	AST	SCK	YDS	INT
Darius Leonard	11	5	6	0.0	0.0	0
Anthony Walker	10	8	2	1.0	0.0	1
Bobby Okereke	9	9	0	0.0	0.0	0

FIELD GOALS	FGA/FGM	PERCENT	RESULTS
Chase McLaughlin	1-1	100.0	(35)
<b>TOTAL</b>	<b>1-1</b>	<b>100.0</b>	

### TEAM STATISTICS PANTHERS COLTS

First Downs	19	25
Total Net Yards	286	324
Rushes/Net Yards	21/87	32/218
Net Passing	199	106
Pass Attempts/Completions	45/28	27/14
Had Intercepted	3	0
Sacked/Yards Lost	5/37	3/13
Punts/Average	3/53.0	3/46.7
Penalties/Yards	6/46	0/0
Fumbles/Lost	0/0	0/0
Possession Time	32:21	27:39

# 2019 GAME SUMMARIES



20

## WEEK 17

Indianapolis Colts 20, Jacksonville Jaguars 38  
58,472 U TIAA Bank Field U Dec 29, 2019



38

Indianapolis Colts	10	10	0	0	—	20
Jacksonville Jaguars	3	13	8	14	—	38

### SCORING DRIVES

TEAM	QTR	TIME	SCORING PLAY	IND	JAX
Colts	1	09:06	C.McLaughlin 20 yd. Field Goal (11-73, 5:54)	3	0
Jaguars	1	06:21	J.Lambo 20 yd. Field Goal (7-42, 2:47)	4	3
Colts	1	00:41	M.Mack 5 yd. run (C.McLaughlin kick) (12-79, 5:38)	10	3
Jaguars	2	12:00	J.Lambo 53 yd. Field Goal (9-40, 3:41)	10	7
Jaguars	2	05:42	K.Cole 14 yd. pass from G.Minshew II (J.Lambo kick) (7-90, 3:59)	10	13
Colts	2	02:11	M.Mack 8 yd. run (C.McLaughlin kick) (6-55, 3:31)	17	13
Colts	2	00:39	C.McLaughlin 50 yd. Field Goal (4-5, 0:47)	20	13
Jaguars	2	00:00	J.Lambo 56 yd. Field Goal (7-35, 0:39)	20	18
Jaguars	3	08:33	R.Armstead 3 yd. pass from G.Minshew II (G.Minshew II-D.Westbrook pass) (11-80, 6:33)	20	24
Jaguars	4	09:28	C.Campbell 8 yd. fumble return (J.Lambo kick)	20	31
Jaguars	4	04:42	D.Westbrook 18 yd. pass from G.Minshew II (J.Lambo kick) (6-34, 3:03)	20	38

### INDIANAPOLIS COLTS

PASSING	ATT	CP	YDS	SK/YD	TD	LG	INT	RTG
Jacoby Brissett	25	12	162	3/19	0	33	0	69.1
<b>TOTAL</b>	<b>25</b>	<b>12</b>	<b>162</b>	<b>3/19</b>	<b>0</b>	<b>33</b>	<b>0</b>	<b>69.1</b>

RUSHING	ATT	YDS	AVG	LG	TD
Marlon Mack	15	77	5.1	20	2
Nyheim Hines	7	34	4.9	15	0
Jacoby Brissett	4	17	4.3	9	0
Zach Pascal	1	4	4.0	4	0
<b>TOTAL</b>	<b>27</b>	<b>132</b>	<b>4.9</b>	<b>20</b>	<b>2</b>

RECEIVING	NO	YDS	AVG	LG	TD
Nyheim Hines	3	22	7.3	9	0
T.Y. Hilton	3	72	24.0	33	0
Marcus Johnson	2	31	15.5	16	0
Dontrelle Inman	1	6	6.0	6	0
Jack Doyle	1	6	6.0	6	0
Mo'Alie-Cox	1	15	15.0	15	0
Zach Pascal	1	10	10.0	10	0
<b>TOTAL</b>	<b>12</b>	<b>162</b>	<b>13.5</b>	<b>33</b>	<b>0</b>

TOP DEFENSE	TOT	SOLO	AST	SCK	YDS	INT
Anthony Walker	17	12	5	0.0	0.0	0
Pierre Desir	8	6	2	0.0	0.0	0
Brian Boddy-Calhoun	6	4	2	1.0	2.0	0

FIELD GOALS	FGA/FGM	PERCENT	RESULTS
Chase McLaughlin	2-2	100.0	(20, 50)
<b>TOTAL</b>	<b>2-2</b>	<b>100.0</b>	

### JACKSONVILLE JAGUARS

PASSING	ATT	CP	YDS	SK/YD	TD	LG	INT	RTG
Gardner Minshew II	39	27	295	3/9	3	45	1	106.2
<b>TOTAL</b>	<b>39</b>	<b>27</b>	<b>295</b>	<b>3/9</b>	<b>3</b>	<b>45</b>	<b>1</b>	<b>106.2</b>

RUSHING	ATT	YDS	AVG	LG	TD
Ryquell Armstead	10	33	3.3	9	0
Devine Ozigbo	9	27	3.0	9	0
Gardner Minshew II	5	7	1.4	7	0
<b>TOTAL</b>	<b>24</b>	<b>67</b>	<b>2.8</b>	<b>9</b>	<b>0</b>

RECEIVING	NO	YDS	AVG	LG	TD
Dede Westbrook	7	72	10.3	18t	1
Ryquell Armstead	5	52	10.4	24	1
DJ Chark Jr.	4	34	8.5	19	0
Chris Conley	3	38	12.7	17	0
Devine Ozigbo	3	23	7.7	12	0
Keelan Cole	3	67	22.3	45	1
Charles Jones	1	5	5.0	5	0
Seth DeValve	1	4	4.0	4	0
<b>TOTAL</b>	<b>27</b>	<b>295</b>	<b>10.9</b>	<b>45</b>	<b>3</b>

TOP DEFENSE	TOT	SOLO	AST	SCK	YDS	INT
Jarrod Wilson	6	5	1	0.0	0.0	0
Austin Calitro	5	3	2	0.0	0.0	0
D.J. Hayden	4	3	1	0.0	0.0	0

FIELD GOALS	FGA/FGM	PERCENT	RESULTS
Josh Lambo	3-3	100.0	(20, 53, 56)
<b>TOTAL</b>	<b>3-3</b>	<b>100.0</b>	

The Colts finished the season with a 7-9 record after being defeated by the Jacksonville Jaguars, 38-20, at TIAA Bank Field. Indianapolis jumped out to a 10-3 first quarter lead following a 20-yard field goal from Chase McLaughlin and a five-yard touchdown run from Marlon Mack.

Jacksonville responded with 10 points before Mack added his second score and McLaughlin contributed with his second field goal. Jaguars kicker Josh Lambo posted a 56-yard field goal as time expired in the second quarter to cut the Colts lead to 20-16. Indianapolis was shutout in the second half as Jacksonville scored three unanswered touchdowns, including an eight-yard fumble recovery for a score by Calais Campbell. Colts quarterback Jacoby Brissett completed 12-of-25 passes for 162 yards while T.Y. Hilton led the team with three catches for 72 yards. Defensively, Anthony Walker led the team with 16 tackles while Darius Leonard added six tackles and one interception.

### TEAM STATISTICS COLTS JAGUARS

First Downs	17	23
Total Net Yards	275	353
Rushes/Net Yards	27/132	24/67
Net Passing	143	286
Pass Attempts/Completions	25/12	39/27
Had Intercepted	0	1
Sacked/Yards Lost	3/19	3/9
Punts/Average	3/44.3	2/59.0
Penalties/Yards	4/36	3/27
Fumbles/Lost	2/2	1/0
Possession Time	26:07	33:53

# PLAYER PARTICIPATION



## 2019 REGULAR SEASON INDIANAPOLIS COLTS PLAYER PARTICIPATION

PLAYERS	@ LAC	@ TEN	ATL	OAK	@ KC	HOU	DEN	@ PIT	MIA	JAX	@ HOU	TEN	@ TB	@ NO	CAR	@ JAX					
	9/8	9/15	9/22	9/29	10/6	10/20	10/27	11/3	11/10	11/17	11/21	12/1	12/8	12/16	12/22	12/29	GP	SP	DN	PN	
Adams, Matthew	P	SAM	SAM	SAM	P	SAM	P	P	P	P	P	P	P	P	P	P	16	4	0	0	
Adams, Rodney	Active	^	^	^	^	^	^	^	^	^	^	^	^	^	^	^	0	0	0	0	
Alie-Cox, Mo	P	P	P	TE	P	P	P	P	P	P	P	P	P	TE	P	P	16	2	0	0	
Anderson III, Bruce	^	PS	PS	PS	PS	PS	PS	PS	PS	^	^	^	^	^	^	^	0	0	0	0	
Andrews, Josh	X	X	X	X	P	P	X	P	X	P	P	X	X	X	P	X	6	0	10	0	
Autry, Denico	UT	UT	UT	UT	UT	UT	UT	UT	UT	UT	UT	UT	UT	UT	N	N	14	14	0	2	
Banogu, Ben	P	P	P	P	P	P	P	P	P	P	P	P	P	P	P	P	16	0	0	0	
Barton, Jackson	PS	PS	PS	PS	PS	PS	PS	PS	PS	^	^	^	^	^	^	^	0	0	0	0	
Boddy-Calhoun, Brieann	Active	^	^	^	^	^	^	^	^	^	^	^	^	^	^	P	CB	2	1	0	0
Brissett, Jacoby	QB	QB	QB	QB	QB	QB	QB	QB	N	QB	QB	QB	QB	QB	QB	QB	15	15	0	1	
Brown, Billy	Active	IR	IR	IR	IR	IR	IR	IR	IR	IR	IR	IR	IR	IR	IR	IR	0	0	0	0	
Bunting, Ian	^	^	^	^	^	PS	PS	PS	PS	PS	PS	PS	PS	PS	PS	PS	0	0	0	0	
Burton, Deante	^	^	^	PS	PS	PS	PS	PS	PS	^	^	^	^	^	^	^	0	0	0	0	
Cain, Deon	P	WR	P	WR	P	WR	N	P	Active	PS	^	^	^	^	^	^	7	3	0	1	
Campbell, Parris	P	P	P	WR	N	N	P	WR	N	N	N	N	WR	IR	IR	IR	7	3	0	6	
Castonzo, Anthony	LT	LT	LT	LT	LT	LT	LT	LT	LT	LT	LT	LT	LT	LT	LT	LT	16	16	0	0	
Clark, Le'Raven	N	N	N	N	N	N	N	N	X	N	X	N	N	N	N	X	0	0	3	13	
Coley, Trevon	^	^	^	^	X	N	P	P	P	P	N	N	N	P	P	P	7	0	1	4	
Collins, Jalen	PS	PS	PS	PS	PS	^	^	^	^	^	^	^	^	^	^	^	0	0	0	0	
Davis, Carl	^	^	^	^	^	P	N	N	^	^	^	^	^	^	^	^	1	0	0	2	
Davis II, Jamal	PS	PS	PS	^	^	^	^	^	^	^	^	^	^	^	^	^	0	0	0	0	
de Beer, Gerhard	^	^	^	^	^	^	^	^	^	PS	^	^	^	^	^	^	0	0	0	0	
Desir, Pierre	CB	CB	CB	P	CB	CB	N	N	N	N	CB	CB	CB	CB	CB	CB	12	11	0	4	
Donnal, Andrew	Active	^	^	^	^	^	^	^	^	^	^	^	^	^	^	^	0	0	0	0	
Doyle, Jack	TE	TE	TE	TE	TE	TE	TE	TE	TE	TE	TE	TE	TE	TE	TE	TE	16	16	0	0	
Dulin, Ashton	Active	PS	PS	P	P	P	P	P	P	P	P	P	P	P	P	P	13	0	0	0	
Ebron, Eric	P	P	P	P	P	TE	P	P	TE	P	P	IR	IR	IR	IR	IR	11	2	0	0	
Eldrenkamp, Jake	Active	PS	PS	PS	PS	PS	PS	PS	PS	PS	PS	PS	PS	N	N	X	0	0	1	2	
Flowers, Quinton	PS	^	^	^	^	^	^	^	^	^	^	^	^	^	^	^	0	0	0	0	
Fountain, Daurice	Active	IR	IR	IR	IR	IR	IR	IR	IR	IR	IR	IR	IR	IR	IR	IR	0	0	0	0	
Franklin, Zaire	P	P	P	P	P	P	P	P	P	P	P	P	P	P	P	P	16	0	0	0	
Funchess, Devin	WR	IR	IR	IR	IR	IR	IR	IR	IR	IR	IR	IR	IR	IR	IR	IR	1	1	0	0	
Geathers, Clayton	SS	SS	SS	SS	N	SS	SS	SS	P	SS	P	P	P	P	SS	SS	15	10	0	1	
Glowinski, Mark	RG	RG	RG	RG	RG	RG	RG	RG	RG	RG	RG	RG	RG	RG	RG	RG	16	16	0	0	
Green, Gerri	Active	^	^	PS	PS	PS	PS	PS	PS	PS	PS	PS	PS	PS	PS	PS	0	0	0	0	
Haeg, Joe	P	P	P	P	P	P	P	P	P	P	P	P	P	P	P	P	16	0	0	0	
Hart, Penny	IR	^	^	^	^	^	^	^	^	^	^	^	^	^	^	^	0	0	0	0	
Henry, Malik	^	^	^	^	^	^	^	^	^	^	^	^	PS	PS	PS	PS	0	0	0	0	
Hentges, Hale	N	N	N	N	Active	^	^	^	^	^	^	^	^	^	^	^	0	0	0	4	
Hilton, T.Y.	WR	WR	WR	N	WR	WR	WR	N	N	N	WR	N	N	WR	WR	WR	10	10	0	6	
Hines, Nyheim	PR	P	P	P	P	P	P	P	P	P	P	PR	P	P	P	P	16	2	0	0	
Hooker, Malik	FS	FS	FS	N	N	N	FS	FS	FS	FS	FS	FS	FS	FS	FS	FS	13	13	0	3	
Houston, Justin	DE	DE	DE	DE	DE	DE	DE	DE	DE	DE	DE	DE	DE	DE	DE	DE	16	16	0	0	
Hoyer, Brian	X	X	X	X	X	X	X	P	QB	P	X	X	X	X	P	X	4	1	12	0	
Hunt, Margus	NT	NT	NT	P	P	P	P	P	P	P	P	P	P	P	NT	NT	16	5	0	0	
Inman, Dontrelle	^	^	^	^	^	^	^	^	^	^	^	^	^	P	P	^	2	0	0	0	
Ishmael, Steve	Active	IR	IR	IR	IR	IR	IR	IR	IR	IR	IR	IR	IR	IR	IR	IR	0	0	0	0	
Jegede, Jevgs	Active	IR	IR	IR	IR	IR	IR	IR	IR	IR	IR	IR	IR	IR	IR	IR	0	0	0	0	
Johnson, Isaiah	Active	IR	IR	IR	IR	IR	IR	IR	IR	IR	IR	IR	IR	IR	IR	IR	0	0	0	0	
Johnson, Marcus	Active	^	^	^	PS	PS	PS	PS	P	WR	WR	P	WR	WR	WR	WR	8	6	0	0	
Kelly, Chad	Active	R/SUS	PS	PS	PS	PS	PS	PS	X	N	N	N	N	N	N	N	0	0	1	7	
Kelly, Ryan	C	C	C	C	C	C	C	C	C	C	C	C	C	C	C	C	16	16	0	0	
Lang, Cedrick	^	^	^	^	^	^	^	^	^	^	PS	PS	PS	PS	PS	PS	0	0	0	0	



# PLAYER PARTICIPATION



Lengel, Matt	Active	^	^	^	^	^	^	^	^	^	^	^	^	TE	Active	^	^	^	^	1	1	0	0
Leonard, Darius	WLB	WLB	N	N	N	WLB	WLB	WLB	WLB	WLB	WLB	WLB	WLB	WLB	WLB	WLB	WLB	WLB	WLB	13	13	0	3
Lewis, Ryan	P	P	P	Active	^	^	^	^	^	^	^	^	^	^	^	^	^	^	^	3	0	0	0
Lewis, Tyquan	N	P	P	N	N	N	N	N	N	P	P	P	P	P	P	P	P	P	P	9	0	0	7
Mack, Marlon	P	RB	RB	RB	RB	P	RB	RB	RB	RB	N	N	RB	RB	RB	RB	RB	RB	RB	14	12	0	2
McLaughlin, Chase	Active	^	^	^	^	^	^	^	^	^	^	^	^	^	^	^	^	^	^	2	0	0	0
Milligan, Rolan	Active	N	P	P	N	P	P	P	P	P	P	P	P	P	FS	IR	IR	IR	IR	11	1	0	2
Moore II, Kenny	CB	CB	CB	CB	CB	N	CB	CB	CB	CB	CB	CB	N	N	N	N	N	N	N	11	11	0	5
Moore, Skai	Active	PS	PS	PS	PS	PS	PS	PS	PS	PS	PS	PS	PS	PS	PS	PS	PS	PS	P	1	0	0	0
Muhammad, Al-Quadin	DE	DE	DE	DE	P	P	P	P	P	P	P	P	P	P	P	P	P	P	P	16	4	0	0
Nacua, Kai	Active	IR	IR	IR	IR	IR	IR	IR	IR	IR	IR	IR	IR	IR	IR	IR	IR	IR	IR	0	0	0	0
Nelson Jr., Picasso	Active	^	^	^	^	^	^	^	^	^	^	^	^	^	^	^	^	^	^	0	0	0	0
Nelson, Quenton	LG	LG	LG	LG	LG	LG	LG	LG	LG	LG	LG	LG	LG	LG	LG	LG	LG	LG	LG	16	16	0	0
Odum, George	P	P	P	P	FS	P	P	P	P	P	P	P	P	P	P	P	P	P	P	16	1	0	0
Okereke, Bobby	P	P	MLB	MLB	MLB	P	MLB	MLB	MLB	P	MLB	P	MLB	P	P	P	P	P	P	16	8	0	0
Pascal, Zach	KR	WR	WR	P	WR	P	WR	WR	WR	WR	KR	KR	KR	P	WR	WR	WR	WR	WR	16	13	0	0
Patterson, Javon	Active	IR	IR	IR	IR	IR	IR	IR	IR	IR	IR	IR	IR	IR	IR	IR	IR	IR	IR	0	0	0	0
Peko, Kyle	^	^	^	^	^	^	^	^	^	Active	PS	PS	PS	PS	^	^	^	^	^	0	0	0	0
Pitts, Lafayette	Active	^	^	^	^	^	^	^	^	^	^	^	^	^	^	^	^	^	^	0	0	0	0
Porter, Jackson	^	^	^	^	^	^	^	^	^	^	^	PS	PS	PS	PS	PS	PS	PS	PS	0	0	0	0
Price, Brian	PS	PS	PS	PS	PS	^	^	^	^	^	^	^	^	^	^	^	^	^	^	0	0	0	0
Rhodes, Luke	P	P	P	P	P	P	P	P	P	P	P	P	P	P	P	P	P	P	P	16	0	0	0
Rogers, Chester	P	P	PR	P	PR	P	PR	PR	PR	WR	P	P	IR	IR	IR	IR	IR	IR	IR	12	6	0	0
Sanchez, Rigoberto	P	P	P	P	P	P	P	P	P	P	P	P	P	P	P	P	P	P	P	16	0	0	0
Sheard, Jabaal	N	N	N	P	DE	DE	DE	DE	DE	DE	DE	DE	DE	DE	DE	DE	DE	DE	DE	13	12	0	3
Smith, Braden	RT	RT	RT	RT	RT	RT	RT	RT	RT	RT	RT	RT	RT	RT	RT	RT	RT	RT	RT	16	16	0	0
Speed, E.J.	N	P	P	P	P	P	P	P	P	N	P	N	N	P	P	P	P	P	P	12	0	0	4
Stewart, Grover	P	P	P	NT	NT	NT	NT	NT	NT	NT	NT	NT	NT	NT	NT	NT	NT	NT	NT	16	13	0	0
St. Louis, Tyree	Active	PS	PS	^	^	^	^	^	^	^	^	^	^	^	^	^	^	^	^	0	0	0	0
Taylor, Shakail	IR	^	^	^	P	P	X	P	P	P	P	N	Active	^	^	^	^	^	^	5	0	1	1
Tell III, Marvell	N	N	N	P	P	P	P	P	P	P	CB	P	P	P	P	P	P	P	P	13	1	0	3
Thomas, Ahmad	IR	^	IR	^	IR	IR	IR	^	^	^	IR	IR	^	^	^	^	^	^	^	0	0	0	0
Travis, Ross	^	^	^	^	^	^	^	^	^	^	^	TE	P	N	P	Active	^	^	3	1	0	1	
Turay, Kemoko	P	N	P	P	P	IR	IR	IR	IR	IR	IR	IR	IR	IR	IR	IR	IR	IR	IR	4	0	0	1
Vinatieri, Adam	P	P	P	P	P	P	P	P	P	P	P	P	N	IR	IR	IR	IR	IR	IR	12	0	0	1
Vornkahl, Travis	^	^	^	^	^	^	^	^	^	^	^	^	^	^	PS	PS	PS	PS	PS	0	0	0	0
Walker, Anthony	MLB	MLB	MLB	MLB	MLB	MLB	MLB	MLB	MLB	MLB	MLB	MLB	MLB	MLB	MLB	MLB	MLB	MLB	MLB	16	16	0	0
Walker, Phillip	PS	^	^	^	^	^	^	^	^	^	^	^	^	^	^	^	^	^	^	0	0	0	0
Ward, Jihad	P	P	N	P	Active	^	^	^	^	^	^	^	^	^	^	^	^	^	^	3	0	0	1
Ware, Spencer	R/PUP	R/PUP	NOT	NOT	NOT	NOT	NOT	NOT	NOT	NOT	NOT	NOT	^	^	^	^	^	^	^	0	0	0	0
Wilkins, Jordan	P	P	P	P	P	RB	P	P	P	N	P	P	P	P	P	P	P	P	N	14	1	0	2
Williams, Chad	Active	PS	PS	PS	PS	PS	PS	PS	PS	PS	PS	PS	P	N	N	N	N	N	N	1	0	0	3
Williams, David	^	^	PS	^	^	^	^	^	^	^	^	^	^	^	^	^	^	^	^	0	0	0	0
Williams, Jonathan	N	N	N	N	P	N	N	N	P	P	RB	P	P	P	P	P	P	P	P	9	1	0	7
Willis, Khari	P	P	P	SS	SS	SS	P	P	SS	SS	N	SS	SS	SS	SS	SS	SS	SS	N	14	9	0	2
Wilson, Quincy	P	P	P	P	P	P	N	N	N	N	P	N	P	N	P	N	N	N	N	9	0	0	7
Ya-Sin, Rock	CB	P	P	CB	CB	CB	CB	CB	CB	CB	N	CB	P	CB	CB	CB	CB	CB	CB	15	13	0	1
Young, Roderick	^	^	^	^	^	^	^	^	^	^	^	^	^	^	PS	PS	PS	PS	PS	0	0	0	0

## LEGEND:

CAPS=Starter, X=Did Not Play (Non-injury), P=Player was a substitution, N=On Inactive List, IR=Injured Reserve, PS=Practice Squad, R/SUS=Reserve/League Susp., NOT=Not on Roster, R/PUP=Reserved/PUP, ^=With Other Team

# 2019 GAME-BY-GAME STARTERS



## 2019 REGULAR SEASON OFFENSE

### OFFENSE

DATE	OPPONENT	LT	LG	C	RG	RT	TE	WR	QB	RB	OT
9/8	at L.A. Chargers	A. Castonzo	Q. Nelson	R. Kelly	M. Glowinski	B. Smith	J. Doyle	T. Hilton/ Z. Pascal/ D. Funchess	J. Brissett	N. Hines	--
9/15	at Tennessee	A. Castonzo	Q. Nelson	R. Kelly	M. Glowinski	B. Smith	J. Doyle	T. Hilton/ Z. Pascal/ D. Cain	J. Brissett	M. Mack	--
9/22	Atlanta	A. Castonzo	Q. Nelson	R. Kelly	M. Glowinski	B. Smith	J. Doyle	T. Hilton/ Z. Pascal/ C. Rogers	J. Brissett	M. Mack	--
9/29	Oakland	A. Castonzo	Q. Nelson	R. Kelly	M. Glowinski	B. Smith	J. Doyle/ M. Alie-Cox	D. Cain/ P. Campbell	J. Brissett	M. Mack	--
10/6	at Kansas City	A. Castonzo	Q. Nelson	R. Kelly	M. Glowinski	B. Smith	J. Doyle	T. Hilton/ Z. Pascal/ C. Rogers	J. Brissett	M. Mack	--
10/20	Houston	A. Castonzo	Q. Nelson	R. Kelly	M. Glowinski	B. Smith	J. Doyle/ E. Ebron	T. Hilton/ D. Cain	J. Brissett	J. Wilkins	--
10/27	Denver	A. Castonzo	Q. Nelson	R. Kelly	M. Glowinski	B. Smith	J. Doyle	T. Hilton/ Z. Pascal/ C. Rogers	J. Brissett	M. Mack	--
11/3	at Pittsburgh	A. Castonzo	Q. Nelson	R. Kelly	M. Glowinski	B. Smith	J. Doyle	P. Campbell/ Z. Pascal/ C. Rogers	J. Brissett	M. Mack	--
11/10	Miami	A. Castonzo	Q. Nelson	R. Kelly	M. Glowinski	B. Smith	J. Doyle/ E. Ebron	Z. Pascal/ C. Rogers	B. Hoyer	M. Mack	--
11/17	Jacksonville	A. Castonzo	Q. Nelson	R. Kelly	M. Glowinski	B. Smith	J. Doyle	M. Johnson/ Z. Pascal/ C. Rogers	J. Brissett	M. Mack	--
11/21	at Houston	A. Castonzo	Q. Nelson	R. Kelly	M. Glowinski	B. Smith	J. Doyle	T. Hilton/ Z. Pascal/ M. Johnson	J. Brissett	J. Williams	--
12/1	Tennessee	A. Castonzo	Q. Nelson	R. Kelly	M. Glowinski	B. Smith	J. Doyle/ R. Travis/ M. Lengel	Z. Pascal	J. Brissett	N. Hines	--
12/8	at Tampa Bay	A. Castonzo	Q. Nelson	R. Kelly	M. Glowinski	B. Smith	J. Doyle	P. Campbell/ M. Johnson/ Z. Pascal	J. Brissett	M. Mack	--
12/16	at New Orleans	A. Castonzo	Q. Nelson	R. Kelly	M. Glowinski	B. Smith	M. Alie-Cox/ J. Doyle	T. Hilton/ M. Johnson	J. Brissett	M. Mack	--
12/22	Carolina	A. Castonzo	Q. Nelson	R. Kelly	M. Glowinski	B. Smith	J. Doyle	T. Hilton/ M. Johnson/ Z. Pascal	J. Brissett	M. Mack	--
12/29	at Jacksonville	A. Castonzo	Q. Nelson	R. Kelly	M. Glowinski	B. Smith	J. Doyle	T. Hilton/ M. Johnson/ Z. Pascal	J. Brissett	M. Mack	--

## 2019 REGULAR SEASON DEFENSE

### DEFENSE

DATE	OPPONENT	DE	NT	UT	DE	WLB	MLB	FS	SS	CB	SAM
9/8	at L.A. Chargers	J. Houston	M. Hunt	D. Autry	A. Muhammad	D. Leonard	A. Walker	M. Hooker	C. Geathers	R. Ya-Sin/ K. Moore II/ P. Desir	--
9/15	at Tennessee	J. Houston	M. Hunt	D. Autry	A. Muhammad	D. Leonard	A. Walker	M. Hooker	C. Geathers	K. Moore II/ P. Desir	M. Adams
9/22	Atlanta	J. Houston	M. Hunt	D. Autry	A. Muhammad	B. Okereke	A. Walker	M. Hooker	C. Geathers	K. Moore II/ P. Desir	M. Adams
9/29	Oakland	J. Houston	G. Stewart	D. Autry	A. Muhammad	B. Okereke	A. Walker	K. Willis	C. Geathers	K. Moore II/ R. Ya-Sin	M. Adams
10/6	at Kansas City	J. Houston	G. Stewart	D. Autry	J. Sheard	B. Okereke	A. Walker	G. Odum	K. Willis	R. Ya-Sin/ K. Moore II/ P. Desir	--
10/20	Houston	J. Houston	G. Stewart	D. Autry	J. Sheard	D. Leonard	A. Walker	K. Willis	C. Geathers	R. Ya-Sin/ P. Desir	M. Adams
10/27	Denver	J. Houston	G. Stewart	D. Autry	J. Sheard	D. Leonard	A. Walker	M. Hooker	C. Geathers	K. Moore II/ R. Ya-Sin	B. Okereke
11/3	at Pittsburgh	J. Houston	G. Stewart	D. Autry	J. Sheard	D. Leonard	A. Walker	M. Hooker	C. Geathers	K. Moore II/ R. Ya-Sin	B. Okereke
11/10	Miami	J. Houston	G. Stewart	D. Autry	J. Sheard	D. Leonard	A. Walker	M. Hooker	K. Willis	K. Moore II/ R. Ya-Sin	B. Okereke
11/17	Jacksonville	J. Houston	G. Stewart	D. Autry	J. Sheard	D. Leonard	A. Walker	M. Hooker	K. Willis	K. Moore II/ M. Tell III/ R. Ya-Sin	--
11/21	at Houston	J. Houston	G. Stewart	D. Autry	J. Sheard	D. Leonard	A. Walker	M. Hooker	C. Geathers	K. Moore II/ P. Desir	B. Okereke
12/1	Tennessee	J. Houston	G. Stewart	D. Autry	J. Sheard	D. Leonard	A. Walker	M. Hooker	K. Willis	K. Moore II/ R. Ya-Sin/ P. Desir	--
12/8	at Tampa Bay	J. Houston	G. Stewart	D. Autry	J. Sheard	D. Leonard	A. Walker	M. Hooker	K. Willis	P. Desir/ R. Ya-Sin	B. Okereke
12/16	at New Orleans	J. Houston	G. Stewart	D. Autry	J. Sheard	D. Leonard	A. Walker	M. Hooker	K. Willis	P. Desir/ R. Ya-Sin/ R. Milligan	--
12/22	Carolina	J. Houston	G. Stewart	M. Hunt	J. Sheard	D. Leonard	A. Walker	M. Hooker	C. Geathers	P. Desir/ R. Ya-Sin/ K. Willis	--
12/29	at Jacksonville	J. Houston	G. Stewart	M. Hunt	J. Sheard	D. Leonard	A. Walker	M. Hooker	C. Geathers	B. Boddy-Calhoun/ P. Desir/ R. Ya-Sin	--

# TEAM OFFENSE GAME-BY-GAME STATS



2019 REGULAR SEASON COLTS GAME-BY-GAME OFFENSE

	09/08	09/15	09/22	09/29	10/06	10/20	10/27	11/03	11/10	11/17	11/21	12/01	12/08	12/16	12/22	12/29	
	@	@	ATL	OAK	@	HOU	DEN	@	MIA	JAX	HOU	TEN	@	@	CAR	JAX	Totals
<b>FIRST DOWNS</b>																	
Total	22	21	29	22	25	23	19	22	19	23	19	22	16	16	25	17	<b>340</b>
Rushing	13	11	7	4	12	0	7	8	7	12	10	6	6	5	14	9	<b>131</b>
Passing	9	8	15	14	7	18	9	12	12	9	9	15	7	8	6	7	<b>165</b>
Penalty	0	2	7	4	6	5	3	2	0	2	0	1	3	3	5	1	<b>44</b>
<b>THIRD DOWNS</b>																	
Attempts	13	14	8	16	14	16	12	12	13	11	15	12	16	12	11	12	<b>207</b>
Converted	7	7	5	6	5	8	4	4	5	4	9	5	6	3	4	4	<b>86</b>
Percentage	53.8%	50.0%	62.5%	37.5%	35.7%	50.0%	33.3%	33.3%	38.5%	36.4%	60.0%	41.7%	37.5%	25.0%	36.4%	33.3%	<b>41.5%</b>
<b>FOURTH DOWNS</b>																	
Attempts	1	1	0	3	2	1	0	3	2	2	1	0	3	2	2	1	<b>24</b>
Converted	1	1	0	3	2	0	0	2	0	1	0	0	2	1	1	0	<b>14</b>
Percentage	100.0%	100.0%	0	100.0%	100.0%	0.0%	0	66.7%	0.0%	50.0%	0.0%	0	66.7%	50.0%	50.0%	0.0%	<b>58.3%</b>
<b>TOT. OFFENSE</b>																	
Net Yards	376	288	379	346	331	383	318	328	300	389	296	391	309	205	324	275	<b>5,238</b>
Plays	62	65	62	69	74	67	60	65	69	63	65	67	59	52	62	55	<b>1,016</b>
Avg./Play	6.1	4.4	6.1	5.0	4.5	5.7	5.3	5.0	4.3	6.2	4.6	5.8	5.2	3.9	5.2	5.0	<b>5.2</b>
<b>RUSHING</b>																	
Net Yards	203	167	79	81	180	62	127	139	109	264	175	82	66	46	218	132	<b>2,130</b>
Rush. Att.	33	34	24	23	45	26	31	29	29	36	39	24	22	17	32	27	<b>471</b>
Avg./Att.	6.2	4.9	3.3	3.5	4.0	2.4	4.1	4.8	3.8	7.3	4.5	3.4	3.0	2.7	6.8	4.9	<b>4.5</b>
<b>PASSING</b>																	
Net Yards	173	121	300	265	151	321	191	189	191	125	121	309	243	159	106	143	<b>3,108</b>
Attempts	27	28	37	46	29	40	25	31	39	24	25	40	36	34	27	25	<b>513</b>
Completions	21	17	28	24	18	26	15	21	18	15	16	25	19	18	14	12	<b>307</b>
Intercepted	0	1	0	1	1	0	0	1	3	1	0	2	0	0	0	0	<b>10</b>
Gross Yards	190	146	310	265	151	326	202	227	204	148	129	319	251	165	119	162	<b>3,314</b>
Sacked	2.0	3.0	1.0	0.0	0.0	1.0	4.0	5.0	1.0	3.0	1.0	3.0	1.0	1.0	3.0	3.0	<b>32.0</b>
Yards Lost	17	25	10	0	0	5	11	38	13	23	8	10	8	6	13	19	<b>206</b>
<b>ADVANCES</b>																	
Rushes	33	34	24	23	45	26	31	29	29	36	39	24	22	17	32	27	<b>471</b>
Completions	21	17	28	24	18	26	15	21	18	15	16	25	19	18	14	12	<b>307</b>
Totals	54	51	52	47	63	52	46	50	47	51	55	49	41	35	46	39	<b>778</b>
Total Drives	9	12	7	12	10	12	11	11	13	11	9	13	12	8	9	10	<b>169</b>
<b>PENALTIES</b>																	
Number	3	8	4	5	7	6	10	7	3	3	3	6	3	7	0	4	<b>79</b>
Yards	10	65	39	35	50	45	103	89	25	20	29	40	35	49	0	36	<b>670</b>
<b>FUMBLES</b>																	
Number	1	1	0	2	0	1	2	4	1	2	0	1	1	0	0	2	<b>18</b>
Lost	0	1	0	1	0	1	1	2	0	1	0	1	1	0	0	2	<b>11</b>
<b>PUNTING</b>																	
Net Yards	108	248	53	186	123	174	232	135	172	129	239	148	177	222	140	133	<b>2,619</b>
Punts	3	5	1	4	3	4	5	3	4	3	5	3	4	6	3	3	<b>59</b>
Net Avg.	36.0	40.4	43.0	45.5	40.7	42.8	42.0	45.0	39.0	43.0	43.2	46.7	43.5	32.2	41.3	42.7	<b>37.0</b>
Gross Avg.	36.0	49.6	53.0	46.5	41.0	43.5	46.4	45.0	43.0	43.0	47.8	49.3	44.3	37.0	46.7	44.3	<b>44.4</b>
<b>SCORING</b>																	
Points	24	19	27	24	19	30	15	24	12	33	17	17	35	7	38	20	<b>361</b>
Q1	0	7	10	7	7	7	0	3	0	7	0	7	10	0	14	10	<b>89</b>
Q2	6	6	10	3	6	7	3	13	0	3	10	3	17	0	7	10	<b>104</b>
Q3	10	0	0	0	0	14	9	2	6	14	7	7	8	0	3	0	<b>80</b>
Q4	8	6	7	14	6	2	3	6	6	9	0	0	0	7	14	0	<b>88</b>
OT	0	0	0	0	0	0	0	0	0	0	0	0	0	0	0	0	<b>0</b>
TD Rushing	1	0	1	0	1	0	1	0	0	3	2	1	1	1	3	2	<b>17</b>
TD Passing	2	3	2	3	0	4	0	3	1	1	0	1	2	0	0	0	<b>22</b>
TD KO Returns	0	0	0	0	0	0	0	0	0	0	0	0	0	0	0	0	<b>0</b>
TD Punt Returns	0	0	0	0	0	0	0	0	0	0	0	0	0	0	2	0	<b>2</b>
TD Sp. Teams	0	0	0	0	0	0	0	0	0	0	0	0	0	0	0	0	<b>0</b>
TD Def. Returns	0	0	0	0	0	0	0	0	0	0	0	0	1	0	0	0	<b>1</b>
FG Attempts	3	0	2	2	4	0	4	2	2	1	1	4	3	0	1	2	<b>31</b>
FG Made	1	0	2	1	4	0	3	1	2	1	1	1	2	0	1	2	<b>22</b>
Safety	0	0	0	0	0	1	0	1	0	0	0	0	0	0	0	0	<b>2</b>
2-Pt Attempts	1	0	0	0	0	0	0	1	0	0	0	0	1	0	0	0	<b>3</b>
2-Pt Made	1	0	0	0	0	0	0	0	0	0	0	0	1	0	0	0	<b>2</b>
Time of Possession	32:09	31:54	31:23	26:19	37:15	32:52	29:16	30:32	28:32	33:52	33:17	32:31	25:45	23:38	27:39	26:07	<b>490:56</b>

# TEAM DEFENSE GAME-BY-GAME STATS



2019 REGULAR SEASON COLTS GAME-BY-GAME DEFENSE

	09/08 @	09/15 @	09/22 ATL	09/29 OAK	10/06 @	10/20 HOU	10/27 DEN	11/03 @	11/10 MIA	11/17 JAX	11/21 @ HOU	12/01 TEN	12/08 @ TB	12/16 @ NO	12/22 CAR	12/29 @ JAX	Totals
<b>FIRST DOWNS</b>																	
Total	25	18	25	21	18	21	21	17	13	15	16	15	29	27	19	23	<b>323</b>
Rushing	9	9	6	10	3	6	7	3	1	2	5	7	5	7	6	7	<b>93</b>
Passing	14	7	17	11	12	15	8	11	11	13	11	7	24	18	13	15	<b>207</b>
Penalty	2	2	2	0	3	0	6	3	1	0	0	1	0	2	0	1	<b>23</b>
<b>THIRD DOWNS</b>																	
Attempts	11	10	10	12	12	12	12	13	16	14	12	13	15	9	14	14	<b>199</b>
Converted	7	1	8	5	4	4	2	5	6	6	6	5	8	5	4	9	<b>85</b>
Percentage	63.6%	10.0%	80.0%	41.7%	33.3%	33.3%	16.7%	38.5%	37.5%	42.9%	50.0%	38.5%	53.3%	55.6%	28.6%	64.3%	<b>42.7%</b>
<b>FOURTH DOWNS</b>																	
Attempts	0	1	0	1	2	3	0	1	2	1	2	1	1	0	4	0	<b>19</b>
Converted	0	0	0	1	1	1	0	0	1	0	0	1	1	0	2	0	<b>8</b>
Percentage	0	0.0%	0	100.0%	50.0%	33.3%	0	0.0%	50.0%	0.0%	0.0%	100.0%	100.0%	0	50.0%	0	<b>42.1%</b>
<b>TOT. OFFENSE</b>																	
Net Yards	435	243	397	377	324	391	279	273	229	308	396	292	542	424	286	353	<b>5,549</b>
Plays	59	56	54	64	57	61	63	61	62	58	55	58	78	63	71	66	<b>986</b>
Avg./Play	7.4	4.3	7.4	5.9	5.7	6.4	4.4	4.5	3.7	5.3	7.2	5.0	6.9	6.7	4.0	5.3	<b>5.6</b>
<b>RUSHING</b>																	
Net Yards	125	124	93	188	36	100	113	90	70	29	99	154	75	117	87	67	<b>1,567</b>
Rush. Att.	21	24	20	32	14	24	28	25	26	9	24	30	28	33	21	24	<b>383</b>
Avg./Att.	6.0	5.2	4.7	5.9	2.6	4.2	4.0	3.6	2.7	3.2	4.1	5.1	2.7	3.5	4.1	2.8	<b>4.1</b>
<b>PASSING</b>																	
Net Yards	310	119	304	189	288	291	166	183	159	279	297	138	467	307	199	286	<b>3,982</b>
Attempts	34	28	34	31	39	34	32	35	33	47	30	22	49	30	45	39	<b>562</b>
Completions	25	19	29	21	22	23	20	26	21	33	19	17	35	29	28	27	<b>394</b>
Intercepted	1	0	1	0	0	2	0	1	1	1	1	0	3	0	3	1	<b>15</b>
Gross Yards	333	154	304	189	321	308	174	191	169	296	298	182	474	307	236	295	<b>4,231</b>
Sacked	4.0	4.0	0.0	1.0	4.0	3.0	3.0	1.0	3.0	2.0	1.0	6.0	1.0	0.0	5.0	3.0	<b>41.0</b>
Yards Lost	23	35	0	0	33	17	8	8	10	17	1	44	7	0	37	9	<b>249</b>
<b>ADVANCES</b>																	
Rushes	21	24	20	32	14	24	28	25	26	9	24	30	28	33	21	24	<b>383</b>
Completions	25	19	29	21	22	23	20	26	21	33	19	17	35	29	28	27	<b>394</b>
Totals	46	43	49	53	36	47	48	51	47	42	43	47	63	62	49	51	<b>777</b>
Total Drives	9	11	7	11	10	11	12	11	13	12	9	12	13	9	11	10	<b>171</b>
<b>PENALTIES</b>																	
Number	3	5	16	11	11	10	10	5	4	8	4	3	6	6	6	3	<b>111</b>
Yards	20	75	128	80	125	54	88	70	30	81	27	33	104	52	46	27	<b>1,040</b>
<b>FUMBLES</b>																	
Number	2	2	0	1	1	0	1	2	1	0	2	2	1	0	0	1	<b>16</b>
Lost	1	0	0	1	1	0	0	1	1	0	0	2	1	0	0	0	<b>8</b>
<b>PUNTING</b>																	
Net Yards	98	288	39	253	155	89	276	48	227	280	94	244	91	87	159	118	<b>2,546</b>
Punts	2	6	1	5	4	2	7	1	5	6	2	5	2	2	3	2	<b>55</b>
Net Avg.	46.5	41.0	39.0	43.6	38.8	34.5	38.3	48.0	33.8	45.2	47.0	42.4	28.5	43.5	-12.0	49.0	<b>42.5</b>
Gross Avg.	49.0	48.0	39.0	50.6	38.8	44.5	39.4	48.0	45.4	46.7	47.0	48.8	45.5	43.5	53.0	59.0	<b>46.3</b>
<b>SCORING</b>																	
Points	30	17	24	31	13	23	13	26	16	13	20	31	38	34	6	38	<b>373</b>
Q1	7	0	0	14	3	0	0	3	3	7	0	7	14	3	0	3	<b>64</b>
Q2	10	7	3	7	7	9	6	10	7	0	10	0	7	17	3	13	<b>116</b>
Q3	7	10	7	3	0	7	7	7	0	0	3	10	7	14	3	8	<b>93</b>
Q4	0	0	14	7	3	7	0	6	6	6	7	14	10	0	0	14	<b>94</b>
OT	6	0	0	0	0	0	0	0	0	0	0	0	0	0	0	0	<b>6</b>
TD Rushing	1	1	0	1	0	1	1	0	1	0	0	1	1	0	0	0	<b>8</b>
TD Passing	3	1	3	2	1	1	0	1	0	2	2	2	4	4	0	3	<b>29</b>
TD KO Returns	0	0	0	0	0	0	0	0	0	0	0	0	0	0	0	0	<b>0</b>
TD Punt Returns	0	0	0	0	0	0	0	0	0	0	0	0	0	0	0	0	<b>0</b>
TD Sp. Teams	0	0	0	0	0	0	0	0	0	0	0	1	0	0	0	0	<b>1</b>
TD Def. Returns	0	0	0	1	0	0	0	1	0	0	0	0	0	0	0	1	<b>3</b>
FG Attempts	1	2	1	1	2	3	2	4	3	1	2	1	1	2	2	3	<b>31</b>
FG Made	1	1	1	1	2	3	2	4	3	0	2	1	1	2	2	3	<b>29</b>
Safety	0	0	0	0	0	0	0	0	0	0	0	0	0	0	0	0	<b>0</b>
2-Pt Attempts	0	0	0	0	0	0	0	0	1	0	0	0	0	0	0	1	<b>2</b>
2-Pt Made	0	0	0	0	0	0	0	0	0	0	0	0	0	0	0	1	<b>1</b>
Time of Possession	32:50	28:06	28:37	33:41	22:45	27:08	30:44	29:28	31:28	26:08	26:43	27:29	34:15	36:22	32:21	33:53	<b>489:52</b>

# INDIVIDUAL PASSING GAME-BY-GAME



## 2019 REGULAR SEASON INDIVIDUAL GAME-BY-GAME STATS

PASSING:		JACOBY BRISSETT												
DATE	OPP.	ATT	CMP	YDS	CMP%	Y/A	Y/C	TD	TD%	INT	INT%	LG	SK/YD	RATE
09/08	at L.A. Chargers	27	21	190	77.8%	7.0	9.0	2	7.4%	0	0.0%	25	2/17	120.7
09/15	at Tennessee	28	17	146	60.7%	5.2	8.6	3	10.7%	1	3.6%	19	3/25	95.2
09/22	Atlanta	37	28	310	75.7%	8.4	11.1	2	5.4%	0	0.0%	35	1/10	118.1
09/29	Oakland	46	24	265	52.2%	5.8	11.0	3	6.5%	1	2.2%	48t	0/0	82.2
10/06	at Kansas City	29	18	151	62.1%	5.2	8.4	0	0.0%	1	3.4%	18	0/0	61.1
10/20	Houston	39	26	326	66.7%	8.4	12.5	4	10.3%	0	0.0%	34	1/5	126.7
10/27	Denver	25	15	202	60.0%	8.1	13.5	0	0.0%	0	0.0%	35	4/11	85.8
11/03	at Pittsburgh	5	4	59	80.0%	11.8	14.8	0	0.0%	0	0.0%	27	1/4	115.8
11/10	Miami	INACTIVE												
11/17	Jacksonville	24	15	148	62.5%	6.2	9.9	1	4.2%	1	4.2%	31	3/23	76.4
11/21	at Houston	25	16	129	64.0%	5.2	8.1	0	0.0%	0	0.0%	14	1/8	76.9
12/01	Tennessee	40	25	319	62.5%	8.0	12.8	1	2.5%	2	5.0%	26	3/10	74.9
12/08	at Tampa Bay	36	19	251	52.8%	7.0	13.2	2	5.6%	0	0.0%	50	1/8	93.6
12/16	at New Orleans	34	18	165	52.9%	4.9	9.2	0	0.0%	0	0.0%	24	1/6	66.4
12/22	Carolina	27	14	119	51.9%	4.4	8.5	0	0.0%	0	0.0%	21	3/13	63.7
12/29	at Jacksonville	25	12	162	48.0%	6.5	13.5	0	0.0%	0	0.0%	33	3/19	69.1
<b>TOTALS</b>		<b>447</b>	<b>272</b>	<b>2,942</b>	<b>60.9%</b>	<b>6.6</b>	<b>10.8</b>	<b>18</b>	<b>4.0%</b>	<b>6</b>	<b>1.3%</b>	<b>50</b>	<b>27/159</b>	<b>88.0</b>

PASSING:		BRIAN HOYER												
DATE	OPP.	ATT	CMP	YDS	CMP%	Y/A	Y/C	TD	TD%	INT	INT%	LG	SK/YD	RATE
09/08	at L.A. Chargers	DID NOT PLAY (NON-INJURY)												
09/15	at Tennessee	DID NOT PLAY (NON-INJURY)												
09/22	Atlanta	DID NOT PLAY (NON-INJURY)												
09/29	Oakland	DID NOT PLAY (NON-INJURY)												
10/06	at Kansas City	DID NOT PLAY (NON-INJURY)												
10/20	Houston	DID NOT PLAY (NON-INJURY)												
10/27	Denver	DID NOT PLAY (NON-INJURY)												
11/03	at Pittsburgh	26	17	168	65.4%	6.5	9.9	3	11.5%	1	3.8%	21	4/34	105.9
11/10	Miami	39	18	204	46.2%	5.2	11.3	1	2.6%	3	7.7%	23	1/13	38.8
11/17	Jacksonville	0	0	0	0.0%	0.0	0.0	0	0.0%	0	0.0%	--	0/0	0.0
11/21	at Houston	DID NOT PLAY (NON-INJURY)												
12/01	Tennessee	DID NOT PLAY (NON-INJURY)												
12/08	at Tampa Bay	DID NOT PLAY (NON-INJURY)												
12/16	at New Orleans	DID NOT PLAY (NON-INJURY)												
12/22	Carolina	0	0	0	0.0%	0.0	0.0	0	0.0%	0	0.0%	--	0/0	0.0
12/29	at Jacksonville	DID NOT PLAY (NON-INJURY)												
<b>TOTALS</b>		<b>65</b>	<b>35</b>	<b>372</b>	<b>53.8%</b>	<b>5.7</b>	<b>10.6</b>	<b>4</b>	<b>6.2%</b>	<b>4</b>	<b>6.2%</b>	<b>23</b>	<b>5/47</b>	<b>65.7</b>

PASSING:		ZACH PASCAL												
DATE	OPP.	ATT	CMP	YDS	CMP%	Y/A	Y/C	TD	TD%	INT	INT%	LG	SK/YD	RATE
09/08	at L.A. Chargers	0	0	0	0.0%	0.0	0.0	0	0.0%	0	0.0%	--	0/0	0.0
09/15	at Tennessee	0	0	0	0.0%	0.0	0.0	0	0.0%	0	0.0%	--	0/0	0.0
09/22	Atlanta	0	0	0	0.0%	0.0	0.0	0	0.0%	0	0.0%	--	0/0	0.0
09/29	Oakland	0	0	0	0.0%	0.0	0.0	0	0.0%	0	0.0%	--	0/0	0.0
10/06	at Kansas City	0	0	0	0.0%	0.0	0.0	0	0.0%	0	0.0%	--	0/0	0.0
10/20	Houston	1	0	0	0.0%	0.0	0.0	0	0.0%	0	0.0%	--	0/0	39.6
10/27	Denver	0	0	0	0.0%	0.0	0.0	0	0.0%	0	0.0%	--	0/0	0.0
11/03	at Pittsburgh	0	0	0	0.0%	0.0	0.0	0	0.0%	0	0.0%	--	0/0	0.0
11/10	Miami	0	0	0	0.0%	0.0	0.0	0	0.0%	0	0.0%	--	0/0	0.0
11/17	Jacksonville	0	0	0	0.0%	0.0	0.0	0	0.0%	0	0.0%	--	0/0	0.0
11/21	at Houston	0	0	0	0.0%	0.0	0.0	0	0.0%	0	0.0%	--	0/0	0.0
12/01	Tennessee	0	0	0	0.0%	0.0	0.0	0	0.0%	0	0.0%	--	0/0	0.0
12/08	at Tampa Bay	0	0	0	0.0%	0.0	0.0	0	0.0%	0	0.0%	--	0/0	0.0
12/16	at New Orleans	0	0	0	0.0%	0.0	0.0	0	0.0%	0	0.0%	--	0/0	0.0
12/22	Carolina	0	0	0	0.0%	0.0	0.0	0	0.0%	0	0.0%	--	0/0	0.0
12/29	at Jacksonville	0	0	0	0.0%	0.0	0.0	0	0.0%	0	0.0%	--	0/0	0.0
<b>TOTALS</b>		<b>1</b>	<b>0</b>	<b>0</b>	<b>0.0%</b>	<b>0.0</b>	<b>0.0</b>	<b>0</b>	<b>0.0%</b>	<b>0</b>	<b>0.0%</b>	<b>0</b>	<b>0/0</b>	<b>39.6</b>

# INDIVIDUAL PASSING GAME-BY-GAME



PASSING:		CHAD KELLY												
DATE	OPP.	ATT	CMP	YDS	CMP%	Y/A	Y/C	TD	TD%	INT	INT%	LG	SK/YD	RATE
09/08	at L.A. Chargers	DID NOT PLAY												
09/15	at Tennessee	RESERVE/LEAGUE SUSP.												
09/22	Atlanta	PRACTICE SQUAD												
09/29	Oakland	PRACTICE SQUAD												
10/06	at Kansas City	PRACTICE SQUAD												
10/20	Houston	PRACTICE SQUAD												
10/27	Denver	PRACTICE SQUAD												
11/03	at Pittsburgh	PRACTICE SQUAD												
11/10	Miami	DID NOT PLAY (NON-INJURY)												
11/17	Jacksonville	INACTIVE												
11/21	at Houston	INACTIVE												
12/01	Tennessee	INACTIVE												
12/08	at Tampa Bay	INACTIVE												
12/16	at New Orleans	INACTIVE												
12/22	Carolina	INACTIVE												
12/29	at Jacksonville	ON INACTIVE LIST												
<b>TOTALS</b>		<b>0</b>	<b>0</b>	<b>0</b>	<b>0.0%</b>	<b>0.0</b>	<b>0.0</b>	<b>0</b>	<b>0.0%</b>	<b>0</b>	<b>0.0%</b>	<b>--</b>	<b>0/0</b>	<b>0.0</b>

# INDIVIDUAL RUSHING GAME-BY-GAME



## 2019 REGULAR SEASON INDIVIDUAL GAME-BY-GAME STATS

RUSHING:		MARLON MACK					JORDAN WILKINS					JONATHAN WILLIAMS				
DATE	OPP.	NO.	YDS	AVG	LG	TD	NO.	YDS	AVG	LG	TD	NO.	YDS	AVG	LG	TD
09/08	at L.A. Chargers	25	174	7.0	63t	1	0	0	0.0	--	0	ON INACTIVE LIST				
09/15	at Tennessee	20	51	2.6	10	0	5	82	16.4	55	0	INACTIVE				
09/22	Atlanta	16	74	4.6	26	1	3	-2	-0.7	--	0	INACTIVE				
09/29	Oakland	11	39	3.5	18	0	4	17	4.3	6	0	INACTIVE				
10/06	at Kansas City	29	132	4.6	30	0	7	28	4.0	10	0	0	0	0.0	--	0
10/20	Houston	18	44	2.4	7	0	2	9	4.5	9	0	INACTIVE				
10/27	Denver	19	76	4.0	16	1	2	5	2.5	4	0	INACTIVE				
11/03	at Pittsburgh	21	89	4.2	24	0	1	6	6.0	6	0	INACTIVE				
11/10	Miami	19	74	3.9	20	0	3	20	6.7	11	0	2	1	0.5	4	0
11/17	Jacksonville	14	109	7.8	20	1	INACTIVE					13	116	8.9	48	0
11/21	at Houston	INACTIVE					0	0	0.0	--	0	26	104	4.0	13t	1
12/01	Tennessee	INACTIVE					11	47	4.3	15	0	8	14	1.8	10	0
12/08	at Tampa Bay	13	38	2.9	13	1	1	1	1.0	1	0	0	0	0.0	--	0
12/16	at New Orleans	11	19	1.7	7	0	3	10	3.3	5	1	0	0	0.0	--	0
12/22	Carolina	16	95	5.9	30	1	9	84	9.3	38	1	0	0	0.0	--	0
12/29	at Jacksonville	15	77	5.1	20	2	ON INACTIVE LIST					0	0	0.0	--	0
<b>TOTALS</b>		<b>247</b>	<b>1,091</b>	<b>4.4</b>	<b>63t</b>	<b>8</b>	<b>51</b>	<b>307</b>	<b>6.0</b>	<b>55</b>	<b>2</b>	<b>49</b>	<b>235</b>	<b>4.8</b>	<b>48</b>	<b>1</b>

RUSHING:		JACOBY BRISSETT					NYHEIM HINES					PARRIS CAMPBELL				
DATE	OPP.	NO.	YDS	AVG	LG	TD	NO.	YDS	AVG	LG	TD	NO.	YDS	AVG	LG	TD
09/08	at L.A. Chargers	3	9	3.0	6	0	4	13	3.3	6	0	1	7	7.0	7	0
09/15	at Tennessee	7	25	3.6	7	0	2	9	4.5	5	0	0	0	0.0	--	0
09/22	Atlanta	3	4	1.3	6	0	2	3	1.5	2	0	0	0	0.0	--	0
09/29	Oakland	5	19	3.8	9	0	3	6	2.0	4	0	0	0	0.0	--	0
10/06	at Kansas City	6	9	1.5	7	1	2	-1	-0.5	3	0	INACTIVE				
10/20	Houston	5	6	1.2	5	0	1	3	3.0	3	0	INACTIVE				
10/27	Denver	6	34	5.7	8	0	4	12	3.0	11	0	0	0	0.0	--	0
11/03	at Pittsburgh	2	4	2.0	7	0	1	7	7.0	7	0	3	27	9.0	22	0
11/10	Miami	INACTIVE					3	14	4.7	7	0	INACTIVE				
11/17	Jacksonville	2	12	6.0	7	1	3	11	3.7	7t	1	INACTIVE				
11/21	at Houston	4	20	5.0	8	1	9	51	5.7	18	0	INACTIVE				
12/01	Tennessee	1	-1	-1.0	-1	0	4	22	5.5	14	1	INACTIVE				
12/08	at Tampa Bay	4	26	6.5	9	0	4	1	0.3	5	0	0	0	0.0	--	0
12/16	at New Orleans	1	7	7.0	7	0	2	10	5.0	5	0	INJURED RESERVE				
12/22	Carolina	3	37	12.3	24	1	1	4	4.0	4	0	INJURED RESERVE				
12/29	at Jacksonville	4	17	4.3	9	0	7	34	4.9	15	0	INJURED RESERVE				
<b>TOTALS</b>		<b>56</b>	<b>228</b>	<b>4.1</b>	<b>24</b>	<b>4</b>	<b>52</b>	<b>199</b>	<b>3.8</b>	<b>18</b>	<b>2</b>	<b>4</b>	<b>34</b>	<b>8.5</b>	<b>22</b>	<b>0</b>

RUSHING:		CHESTER ROGERS					ZACH PASCAL					BRIAN HOVER				
DATE	OPP.	NO.	YDS	AVG	LG	TD	NO.	YDS	AVG	LG	TD	NO.	YDS	AVG	LG	TD
09/08	at L.A. Chargers	0	0	0.0	--	0	0	0	0.0	--	0	DID NOT PLAY (NON-INJURY)				
09/15	at Tennessee	0	0	0.0	--	0	0	0	0.0	--	0	DID NOT PLAY (NON-INJURY)				
09/22	Atlanta	0	0	0.0	--	0	0	0	0.0	--	0	DID NOT PLAY (NON-INJURY)				
09/29	Oakland	0	0	0.0	--	0	0	0	0.0	--	0	DID NOT PLAY (NON-INJURY)				
10/06	at Kansas City	0	0	0.0	--	0	1	12	12.0	12	0	DID NOT PLAY (NON-INJURY)				
10/20	Houston	0	0	0.0	--	0	0	0	0.0	--	0	DID NOT PLAY (NON-INJURY)				
10/27	Denver	0	0	0.0	--	0	0	0	0.0	--	0	DID NOT PLAY (NON-INJURY)				
11/03	at Pittsburgh	0	0	0.0	--	0	0	0	0.0	--	0	1	6	6.0	6	0
11/10	Miami	0	0	0.0	--	0	0	0	0.0	--	0	2	0	0.0	1	0
11/17	Jacksonville	1	18	18.0	18	0	0	0	0.0	--	0	2	-2	-1.0	-1	0
11/21	at Houston	0	0	0.0	--	0	0	0	0.0	--	0	DID NOT PLAY (NON-INJURY)				
12/01	Tennessee	0	0	0.0	--	0	0	0	0.0	--	0	DID NOT PLAY (NON-INJURY)				
12/08	at Tampa Bay	INJURED RESERVE					0	0	0.0	--	0	DID NOT PLAY (NON-INJURY)				
12/16	at New Orleans	INJURED RESERVE					0	0	0.0	--	0	DID NOT PLAY (NON-INJURY)				
12/22	Carolina	INJURED RESERVE					0	0	0.0	--	0	3	-2	-0.7	--	0
12/29	at Jacksonville	INJURED RESERVE					1	4	4.0	4	0	DID NOT PLAY (NON-INJURY)				
<b>TOTALS</b>		<b>1</b>	<b>18</b>	<b>18.0</b>	<b>18</b>	<b>0</b>	<b>2</b>	<b>16</b>	<b>8.0</b>	<b>12</b>	<b>0</b>	<b>8</b>	<b>2</b>	<b>0.3</b>	<b>6</b>	<b>0</b>

# INDIVIDUAL RECEIVING GAME-BY-GAME



## 2019 REGULAR SEASON INDIVIDUAL GAME-BY-GAME STATS

RECEIVING:		ZACH PASCAL					T.Y. HILTON					JACK DOYLE				
DATE	OPP.	NO.	YDS	AVG	LG	TD	NO.	YDS	AVG	LG	TD	NO.	YDS	AVG	LG	TD
09/08	at L.A. Chargers	0	0	0.0	--	0	8	87	10.9	19t	2	1	20	20.0	20	0
09/15	at Tennessee	0	0	0.0	--	0	4	43	10.8	19	1	2	21	10.5	13	0
09/22	Atlanta	2	53	26.5	35	1	8	65	8.1	26	1	4	46	11.5	14	0
09/29	Oakland	4	72	18.0	28	0	INACTIVE					4	22	5.5	8	1
10/06	at Kansas City	1	8	8.0	8	0	4	37	9.3	14	0	3	19	6.3	9	0
10/20	Houston	6	106	17.7	34	2	6	74	12.3	25	1	3	21	7.0	19	0
10/27	Denver	1	6	6.0	6	0	2	54	27.0	35	0	4	61	15.3	19	0
11/03	at Pittsburgh	5	76	15.2	19	1	INACTIVE					3	22	7.3	11t	1
11/10	Miami	2	26	13.0	23	0	INACTIVE					3	44	14.7	23	1
11/17	Jacksonville	2	17	8.5	14	0	INACTIVE					0	0	0.0	--	0
11/21	at Houston	0	0	0.0	--	0	3	18	6.0	8	0	3	28	9.3	12	0
12/01	Tennessee	7	109	15.6	26	0	INACTIVE					6	73	12.2	21t	1
12/08	at Tampa Bay	5	74	14.8	37	1	INACTIVE					2	27	13.5	18	0
12/16	at New Orleans	4	44	11.0	24	0	4	25	6.3	11	0	2	21	10.5	11	0
12/22	Carolina	1	6	6.0	6	0	3	26	8.7	11	0	2	17	8.5	11	0
12/29	at Jacksonville	1	10	10.0	10	0	3	72	24.0	33	0	1	6	6.0	6	0
<b>TOTALS</b>		<b>41</b>	<b>607</b>	<b>14.8</b>	<b>37</b>	<b>5</b>	<b>45</b>	<b>501</b>	<b>11.1</b>	<b>35</b>	<b>5</b>	<b>43</b>	<b>448</b>	<b>10.4</b>	<b>23</b>	<b>4</b>

RECEIVING:		ERIC EBRON					NYHEIM HINES					MARCUS JOHNSON				
DATE	OPP.	NO.	YDS	AVG	LG	TD	NO.	YDS	AVG	LG	TD	NO.	YDS	AVG	LG	TD
09/08	at L.A. Chargers	1	8	8.0	8	0	4	4	1.0	8	0	DID NOT PLAY				
09/15	at Tennessee	3	25	8.3	13	1	1	5	5.0	5	0					
09/22	Atlanta	3	47	15.7	30	0	3	26	8.7	17	0					
09/29	Oakland	1	48	48.0	48t	1	6	39	6.5	14	0					
10/06	at Kansas City	1	8	8.0	8	0	4	46	11.5	18	0	PRACTICE SQUAD				
10/20	Houston	4	70	17.5	33	1	1	13	13.0	13	0	PRACTICE SQUAD				
10/27	Denver	3	26	8.7	12	0	3	34	11.3	20	0	PRACTICE SQUAD				
11/03	at Pittsburgh	2	16	8.0	9	0	1	21	21.0	21	0	PRACTICE SQUAD				
11/10	Miami	5	56	11.2	23	0	4	30	7.5	12	0	1	9	9.0	9	0
11/17	Jacksonville	4	27	6.8	14	0	3	24	8.0	19	0	4	38	9.5	17	1
11/21	at Houston	4	44	11.0	14	0	2	10	5.0	5	0	0	0	0.0	--	0
12/01	Tennessee	INJURED RESERVE					2	18	9.0	11	0	4	55	13.8	19	0
12/08	at Tampa Bay	INJURED RESERVE					4	24	6.0	8	0	3	105	35.0	50	1
12/16	at New Orleans	INJURED RESERVE					2	2	1.0	1	0	2	37	18.5	20	0
12/22	Carolina	INJURED RESERVE					1	2	2.0	2	0	1	2	2.0	2	0
12/29	at Jacksonville	INJURED RESERVE					3	22	7.3	9	0	2	31	15.5	16	0
<b>TOTALS</b>		<b>31</b>	<b>375</b>	<b>12.1</b>	<b>48t</b>	<b>3</b>	<b>44</b>	<b>320</b>	<b>7.3</b>	<b>21</b>	<b>0</b>	<b>17</b>	<b>277</b>	<b>16.3</b>	<b>50</b>	<b>2</b>

RECEIVING:		CHESTER ROGERS					PARRIS CAMPBELL					MO ALIE-COX				
DATE	OPP.	NO.	YDS	AVG	LG	TD	NO.	YDS	AVG	LG	TD	NO.	YDS	AVG	LG	TD
09/08	at L.A. Chargers	0	0	0.0	--	0	1	1	1.0	1	0	1	3	3.0	3	0
09/15	at Tennessee	3	24	8.0	15	0	1	12	12.0	12t	1	0	0	0.0	--	0
09/22	Atlanta	0	0	0.0	--	0	3	24	8.0	11	0	2	25	12.5	16	0
09/29	Oakland	3	48	16.0	27	1	5	25	5.0	15	0	0	0	0.0	--	0
10/06	at Kansas City	0	0	0.0	--	0	INACTIVE					1	10	10.0	10	0
10/20	Houston	2	24	12.0	19	0	INACTIVE					0	0	0.0	--	0
10/27	Denver	1	7	7.0	7	0	0	0	0.0	--	0	0	0	0.0	--	0
11/03	at Pittsburgh	3	22	7.3	14	1	5	53	10.6	27	0	1	11	11.0	11	0
11/10	Miami	2	31	15.5	20	0	INACTIVE					0	0	0.0	--	0
11/17	Jacksonville	1	11	11.0	11	0	INACTIVE					0	0	0.0	--	0
11/21	at Houston	1	12	12.0	12	0	INACTIVE					0	0	0.0	--	0
12/01	Tennessee	0	0	0.0	--	0	INACTIVE					0	0	0.0	--	0
12/08	at Tampa Bay	INJURED RESERVE					3	12	4.0	9	0	1	8	8.0	8	0
12/16	at New Orleans	INJURED RESERVE					INJURED RESERVE					0	0	0.0	--	0
12/22	Carolina	INJURED RESERVE					INJURED RESERVE					1	21	21.0	21	0
12/29	at Jacksonville	INJURED RESERVE					INJURED RESERVE					1	15	15.0	15	0
<b>TOTALS</b>		<b>16</b>	<b>179</b>	<b>11.2</b>	<b>27</b>	<b>2</b>	<b>18</b>	<b>127</b>	<b>7.1</b>	<b>27</b>	<b>1</b>	<b>8</b>	<b>93</b>	<b>11.6</b>	<b>21</b>	<b>0</b>



# INDIVIDUAL RECEIVING GAME-BY-GAME



RECEIVING:		MARLON MACK					JONATHAN WILLIAMS					DEON CAIN				
DATE	OPP.	NO.	YDS	AVG	LG	TD	NO.	YDS	AVG	LG	TD	NO.	YDS	AVG	LG	TD
09/08	at L.A. Chargers	0	0	0.0	--	0	ON INACTIVE LIST					2	35	17.5	25	0
09/15	at Tennessee	2	12	6.0	9	0	INACTIVE					0	0	0.0	--	0
09/22	Atlanta	2	14	7.0	9	0	INACTIVE					1	10	10.0	10	0
09/29	Oakland	0	0	0.0	--	0	INACTIVE					0	0	0.0	--	0
10/06	at Kansas City	3	16	5.3	11	0	0	0	0.0	--	0	1	7	7.0	7	0
10/20	Houston	3	12	4.0	7	0	INACTIVE					0	0	0.0	--	0
10/27	Denver	1	14	14.0	14	0	INACTIVE					INACTIVE				
11/03	at Pittsburgh	0	0	0.0	--	0	INACTIVE					0	0	0.0	--	0
11/10	Miami	1	8	8.0	8	0	0	0	0.0	--	0	DID NOT PLAY				
11/17	Jacksonville	0	0	0.0	--	0	1	31	31.0	31	0	PRACTICE SQUAD				
11/21	at Houston	INACTIVE					3	17	5.7	8	0	Steelers				
12/01	Tennessee	INACTIVE					1	11	11.0	11	0	Steelers				
12/08	at Tampa Bay	0	0	0.0	--	0	0	0	0.0	--	0	Steelers				
12/16	at New Orleans	0	0	0.0	--	0	0	0	0.0	--	0	Steelers				
12/22	Carolina	2	6	3.0	3	0	0	0	0.0	--	0	Steelers				
12/29	at Jacksonville	0	0	0.0	--	0	0	0	0.0	--	0	Steelers				
<b>TOTALS</b>		<b>14</b>	<b>82</b>	<b>5.9</b>	<b>14</b>	<b>0</b>	<b>5</b>	<b>59</b>	<b>11.8</b>	<b>31</b>	<b>0</b>	<b>4</b>	<b>52</b>	<b>13.0</b>	<b>25</b>	<b>0</b>

RECEIVING:		ROSS TRAVIS					DONTRELLE INMAN					JORDAN WILKINS				
DATE	OPP.	NO.	YDS	AVG	LG	TD	NO.	YDS	AVG	LG	TD	NO.	YDS	AVG	LG	TD
09/08	at L.A. Chargers	Jets					Chargers					0	0	0.0	--	0
09/15	at Tennessee						Chargers					1	4	4.0	4	0
09/22	Atlanta						Chargers					0	0	0.0	--	0
09/29	Oakland	Jets					Chargers					1	11	11.0	11	0
10/06	at Kansas City						Chargers					0	0	0.0	--	0
10/20	Houston						Chargers					1	6	6.0	6	0
10/27	Denver						Chargers					0	0	0.0	--	0
11/03	at Pittsburgh						Chargers					1	6	6.0	6	0
11/10	Miami						Chargers					0	0	0.0	--	0
11/17	Jacksonville						Chargers					INACTIVE				
11/21	at Houston						Chargers					0	0	0.0	--	0
12/01	Tennessee	2	31	15.5	25	0	Chargers					2	9	4.5	5	0
12/08	at Tampa Bay	1	1	1.0	1	0	Chargers					0	0	0.0	--	0
12/16	at New Orleans	INACTIVE					2	25	12.5	22	0	1	7	7.0	7	0
12/22	Carolina	1	19	19.0	19	0	1	18	18.0	18	0	0	0	0.0	--	0
12/29	at Jacksonville	DID NOT PLAY					Chargers					ON INACTIVE LIST				
<b>TOTALS</b>		<b>4</b>	<b>51</b>	<b>12.8</b>	<b>25</b>	<b>0</b>	<b>4</b>	<b>48</b>	<b>12.0</b>	<b>28</b>	<b>0</b>	<b>7</b>	<b>43</b>	<b>6.1</b>	<b>11</b>	<b>0</b>

RECEIVING:		DEVIN FUNCHESS					ASHTON DULIN					JACOBY BRISSETT				
DATE	OPP.	NO.	YDS	AVG	LG	TD	NO.	YDS	AVG	LG	TD	NO.	YDS	AVG	LG	TD
09/08	at L.A. Chargers	3	32	10.7	16	0	DID NOT PLAY					0	0	0.0	--	0
09/15	at Tennessee	INJURED RESERVE					PRACTICE SQUAD					0	0	0.0	--	0
09/22	Atlanta	INJURED RESERVE					PRACTICE SQUAD					0	0	0.0	--	0
09/29	Oakland	INJURED RESERVE					0	0	0.0	--	0	0	0	0.0	--	0
10/06	at Kansas City	INJURED RESERVE					0	0	0.0	--	0	0	0	0.0	--	0
10/20	Houston	INJURED RESERVE					0	0	0.0	--	0	0	0	0.0	--	0
10/27	Denver	INJURED RESERVE					0	0	0.0	--	0	0	0	0.0	--	0
11/03	at Pittsburgh	INJURED RESERVE					0	0	0.0	--	0	0	0	0.0	--	0
11/10	Miami	INJURED RESERVE					0	0	0.0	--	0	INACTIVE				
11/17	Jacksonville	INJURED RESERVE					0	0	0.0	--	0	0	0	0.0	--	0
11/21	at Houston	INJURED RESERVE					0	0	0.0	--	0	0	0	0.0	--	0
12/01	Tennessee	INJURED RESERVE					1	13	13.0	13	0	0	0	0.0	--	0
12/08	at Tampa Bay	INJURED RESERVE					0	0	0.0	--	0	0	0	0.0	--	0
12/16	at New Orleans	INJURED RESERVE					1	4	4.0	4	0	0	0	0.0	--	0
12/22	Carolina	INJURED RESERVE					0	0	0.0	--	0	1	2	2.0	2	0
12/29	at Jacksonville	INJURED RESERVE					0	0	0.0	--	0	0	0	0.0	--	0
<b>TOTALS</b>		<b>3</b>	<b>32</b>	<b>10.7</b>	<b>16</b>	<b>0</b>	<b>2</b>	<b>17</b>	<b>8.5</b>	<b>13</b>	<b>0</b>	<b>1</b>	<b>2</b>	<b>2.0</b>	<b>2</b>	<b>0</b>







# 2019 REGULAR SEASON STANDINGS



## FINAL 2019 REGULAR SEASON STATISTICS

### AMERICAN FOOTBALL CONFERENCE

AFC EAST	W	L	T	PCT	PF	PA
z - New England	12	4	0	.750	420	225
x - Buffalo	10	6	0	.625	314	259
N.Y. Jets	7	9	0	.438	276	359
Miami	5	11	0	.313	306	494

AFC NORTH	W	L	T	PCT	PF	PA
* - Baltimore	14	2	0	.875	531	282
Pittsburgh	8	8	0	.500	289	303
Cleveland	6	10	0	.375	335	393
Cincinnati	2	14	0	.125	279	420

AFC SOUTH	W	L	T	PCT	PF	PA
z - Houston	10	6	0	.625	378	385
x - Tennessee	9	7	0	.563	402	331
Indianapolis	7	9	0	.438	361	373
Jacksonville	6	10	0	.375	300	397

AFC WEST	W	L	T	PCT	PF	PA
z - Kansas City	12	4	0	.750	451	308
Denver	7	9	0	.438	282	316
Oakland	7	9	0	.438	313	419
L.A. Chargers	5	11	0	.313	337	345

### NATIONAL FOOTBALL CONFERENCE

NFC EAST	W	L	T	PCT	PF	PA
z - Philadelphia	9	7	0	.563	385	354
Dallas	8	8	0	.500	434	321
N.Y. Giants	4	12	0	.250	341	451
Washington	3	13	0	.188	266	435

NFC NORTH	W	L	T	PCT	PF	PA
z - Green Bay	13	3	0	.813	376	313
x - Minnesota	10	6	0	.625	407	303
Chicago	8	8	0	.500	280	298
Detroit	3	12	1	.219	341	423

NFC SOUTH	W	L	T	PCT	PF	PA
z - New Orleans	13	3	0	.813	458	341
Atlanta	7	9	0	.438	381	399
Tampa Bay	7	9	0	.438	458	449
Carolina	5	11	0	.313	340	470

NFC WEST	W	L	T	PCT	PF	PA
* - San Francisco	13	3	0	.813	479	310
x - Seattle	11	5	0	.688	405	398
L.A. Rams	9	7	0	.563	394	364
Arizona	5	10	1	.344	361	442

x - Clinched Wild Card

z - Clinched Division

\* - Clinched Division and Homefield Advantage





COLTS HISTORY

**MARLON MACK**  
RUNNING BACK



## INDIANAPOLIS COLTS HISTORY

The roots of the franchise go back to December 28, 1946, when the bankrupt Miami Seahawks of the All-America Football Conference were purchased and relocated to Baltimore by a group headed by Bob Rodenberg. As the result of a contest in Baltimore, won by Charles Evans of Middle River, Md., the team was renamed the "Colts."

On September 7, 1947, wearing green and silver uniforms, the Colts, under Head Coach Cecil Isbell, won their initial AAFC game, 16-7, over the Brooklyn Dodgers. The team concluded its inaugural season before a record Baltimore crowd of 51,583 by losing to the New York Yankees, 21-7. The Colts finished with a 2-11-1 record, good for a fourth-place finish in the Eastern Division.

The Colts completed the 1948 season with a 7-8 record, tying the Buffalo Bills for the division title.

The Colts compiled a 1-11 mark in 1949.

The AAFC and NFL merged in 1950, and the Colts joined the NFL.

After posting a 1-11 record for the second consecutive year, the franchise was dissolved by the league on January 18, 1951, because of its failing financial condition.

After two seasons without professional football, NFL Commissioner Bert Bell challenged the franchise in December of 1952 to sell 15,000 season tickets within six weeks in order to re-enter the NFL. That 15,000-ticket quota was reached in four weeks and three days.

On January 23, 1953, under the principal ownership of Carroll Rosenbloom, the NFL's Dallas Texans franchise was moved to Baltimore where, keeping the "Colts" nickname, the Texans team colors of blue and white were inherited.

Before their first NFL season, the "new" Baltimore Colts engineered one of the biggest trades in sports history. In a deal with Cleveland involving 15 players, Baltimore received 10 Browns in exchange for five Colts. Among the players traded to Baltimore were Don Shula, Bert Rechichar, Carl Taseff and Art Spinney. These players helped the Colts open 1953 with a 13-9 upset of Chicago in a game where Rechichar booted a then-NFL record 56-yard field goal.

In 1954, the Colts hired Weeb Ewbank as head coach. Ewbank guided the Colts for nine seasons (the longest tenure of any Colts head coach) and won two conference and NFL championships.

On November 30, 1958, the Colts clinched their first Western Conference title with a 35-27 win over San Francisco before a record home sellout crowd of 57,557. Four weeks later, Baltimore won its first NFL title, downing the New York Giants, 23-17, in the fabled "sudden-death" overtime contest at Yankee Stadium.

The Colts repeated as champion in 1959, clinching their second conference crown after defeating the Giants, 31-16, in Baltimore for the NFL Championship.

In 1963, Shula replaced Ewbank as the team's third head coach since 1953. During 1963, QB-John Unitas led the Colts offense to eight team records and set a then-NFL seasonal mark of 237 completions.

The Colts won a then-club record 11 consecutive games in 1964, en route to clinching their third conference title. That season, WR-Raymond Berry caught his 506th career pass and RB-Lenny Moore scored 20 touchdowns, then both NFL records.



1963 - John Unitas

### 1950s



1953 - Baltimore Colts



1953 - Don Shula



1954 - Weeb Ewbank

# HISTORY



**1964** - Tom Matte

In 1965, Baltimore tied Green Bay for the conference title. With HB-Tom Matte quarterbacking the club because of injuries to Unita and Gary Cuozzo, the Colts lost a controversial 13-10 "sudden-death" playoff contest to the Packers.

Under Shula, Baltimore made its first Super Bowl appearance in 1968. The club won the Coastal Division with a 13-1 mark, then defeated Minnesota, 24-14, in the Western Conference Championship game and blanked Cleveland, 34-0, for the NFL Championship. The team faced the American Football League Champion New York Jets in Super Bowl III, losing a 16-7 upset.

In May of 1969, the NFL merged with the AFL and Baltimore, Pittsburgh and Cleveland joined the old AFL teams to form the American Football Conference of the NFL.

As members of the AFC Eastern Division, the Colts won their first AFC game, 16-14, over San Diego on September 20, 1970. After clinching the division title, the Colts topped Cincinnati, 17-0, and Oakland, 27-17, to win the AFC Championship. On January 17, 1971, the Colts defeated Dallas in Super Bowl V, 16-13, on K-Jim O'Brien's 32-yard field goal with five seconds remaining in the game.

In July of 1972, the Colts came under new ownership as Robert Irsay acquired the club from Rosenbloom in exchange for the Los Angeles Rams.

In 1974, two Colts set NFL records as RB-Lydeell Mitchell rushed 40 times at the New York Jets and QB-Bert Jones completed 17 consecutive passes versus the Jets. Mitchell led the NFL with 72 receptions. In 1975, Mitchell became the first Colts player with a 1,000-plus yard season, gaining 1,193 yards on 289 rushes.

After a 2-12 record in 1974, Baltimore's fortunes changed with the hiring of Ted Marchibroda as head coach in February of 1975. Marchibroda led the Colts to three consecutive division titles before posting consecutive 5-11 seasons in 1978 and 1979.

Mike McCormack replaced Marchibroda as head coach in January of 1980. The Colts improved to 7-9 in 1980 before recording a 2-14 mark in 1981.

On December 21, 1981, Frank Kush succeeded McCormack as head coach.

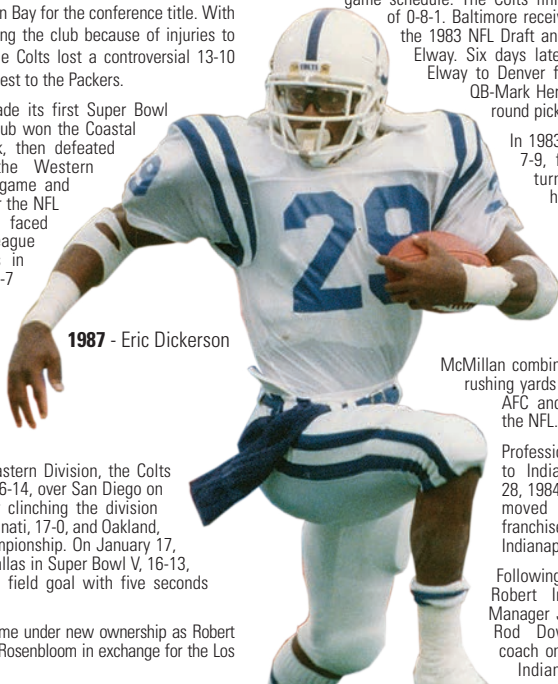
After two weeks of action in 1982, a players' strike resulted in the cancellation of seven games, and the NFL played a nine-game schedule. The Colts finished with a record of 0-8-1. Baltimore received the first pick of the 1983 NFL Draft and selected QB-John Elway. Six days later, the Colts traded Elway to Denver for OT-Chris Hinton, QB-Mark Herrmann and its first-round pick in 1984.

In 1983, the Colts finished 7-9, forging the biggest turnaround in NFL history for a team that had gone winless in the previous season.

Hinton started at right guard in the Pro Bowl. RBs-Curtis Dickey and Randy McMillan combined for nearly 2,000 rushing yards as the club led the AFC and ranked second in the NFL.

Professional football came to Indianapolis on March 28, 1984, when Robert Irsay moved the historic NFL franchise from Baltimore to Indianapolis.

Following the 1984 season, Robert Irsay and General Manager Jim Irsay appointed Rod Dowhower as head coach on January 28, 1985. Indianapolis earned a



**1987** - Eric Dickerson

## 1960s

## 1970s



**1964** - Lenny Moore



**1968** - Western Conference Championship Game



**1970** - Tom Nowatzke



**1972** - Robert Irsay



# HISTORY



5-11 mark with a club that rushed for a conference-leading 2,439 yards, fifth-best in the NFL. The team's 5.0 yards per carry rushing average marked the first time in a decade an AFC team achieved that feat.

On December 1, 1986, Ron Meyer succeeded Dowhower as head coach. Meyer led the club to the division title in 1987, before falling in the divisional round at Cleveland, 38-21.

RB-Eric Dickerson, acquired in a blockbuster trade on October 31, 1987, won the NFL rushing title in 1988 with 1,659 yards.

Indianapolis earned a 9-7 record in 1988 and an 8-8 mark in 1989, but lost playoff positions on the last weekend of each season.

The Colts were 7-9 in 1990. Meyer earned a 36-35 regular season record before being succeeded by Rick Venturi on October 1, 1991.

Marchibroda returned as head coach on January 28, 1992. He led the Colts to a 9-7 record in 1992, the second time he guided the team to a then NFL-best eight-game one-season turnaround.

The Colts posted a 4-12 record in 1993 and an 8-8 mark in 1994.

The 1995 Colts earned a 9-7 record and gained playoff wins at San Diego and Kansas City before falling, 20-16, at Pittsburgh in the AFC Championship Game.



**1995 - AFC Championship Game**

Marchibroda's tenure ended on February 9, 1996. His 73 career victories tied Shula for the most in Colts history. Lindy Infante became head coach on February 15, 1996. The Colts were 9-7 in 1996, reaching the playoffs in consecutive seasons for the first time since 1975-77.

Jim Irsay became Owner and Chief Executive Officer in 1997, and Bill Polian was named president on December 22, 1997, one day after the club finished a 3-13 season.

Jim Mora succeeded Infante as head coach on January 12, 1998. The Colts were 3-13 in 1998. RB-Marshall Faulk's 2,227 scrimmage yards set a club seasonal mark, while QB-Peyton Manning (326-of-575 passes for 3,739 yards and 26 touchdowns) set NFL rookie records in every passing category.



**1998 - Peyton Manning**

At 13-3 in 1999, the Colts produced a then-NFL record 10-game one-season turnaround. The club won 11 straight games, tying then the franchise record achieved in 1964 and 1975-76. Manning, RB-Edgerrin James and WR-Marvin Harrison earned Pro Bowl honors, while K-Mike Vanderjagt won the NFL scoring title. The club earned its first playoff game in Indianapolis, but fell to Tennessee, 19-16.

The Colts were 10-6 in 2000, but lost in overtime at Miami, 23-17, in the Wild Card round. The back-to-back 10-plus-victory seasons were a first for the club since 1976-77. Manning (4,413) and James (1,709, 2,303) won the NFL passing, rushing and scrimmage yards titles.

The Colts were 6-10 in 2001, but Manning (4,131) and Harrison (109) had outstanding yardage and reception seasons. Tony Dungy succeeded Mora as head coach on January 22, 2002.

In 2002, Dungy led the Colts to a 10-6 record before losing in the Wild Card round at the New York Jets, 41-0. Manning became the first NFL player with four consecutive 4,000-plus passing yard seasons, while Harrison set a then-NFL seasonal record with 143 receptions and became the only NFL player with 100-plus receptions in four consecutive seasons.

In 2003, the Colts were 12-4, won the AFC South and advanced to the AFC Championship Game, falling at New England, 24-14. K-Mike Vanderjagt set a then NFL record with 41 consecutive field goals made, including all 37 attempts in 2003.

Dungy led the Colts to a 12-4 mark and the AFC South title in

## 1980s



**1983 - Chris Hinton**



**1987 - Eric Dickerson & Jim Irsay**

## 1990s



**1994 - Jim Harbaugh**



**1994 - Marshall Faulk**

# HISTORY



2004. Manning set NFL seasonal records with 49 touchdown passes (since broken) and a 121.1 rating, while the club set seasonal-bests with 522 points and 6,475 net yards (since broken). The Colts topped Denver, 49-24, in the Wild Card Playoffs before losing at New England, 20-3.

In 2005, Dungy directed the Colts to a 14-2 record, which set the franchise record for seasonal wins. The club became then only the fourth in NFL history to earn a 13-0 start. The Colts fell in the Divisional Playoffs to Pittsburgh, 21-18. Dungy topped 100 career victories, while the Colts passed 400 wins in franchise history.

In 2006, the Colts were 12-4 and captured the fourth world championship in franchise history with a 29-17 win over Chicago in Super Bowl XLI in Miami Gardens, Fla. The club defeated Chicago after besting three prior playoffs foes, Kansas City (23-8), Baltimore (15-6) and New England (38-34).

In 2007, the Colts were 13-3, won a club-record fifth straight division title and became the first NFL team with five consecutive seasons with 12-plus victories. The club fell in the Divisional Playoffs to San Diego, 28-24.

In 2008, the Colts were 12-4, extending their league mark with six consecutive 12-plus-victory seasons. The club became the first in NFL history to win at least seven consecutive games in five consecutive seasons. Manning won his third AP NFL MVP award. Indianapolis fell in the Wild Card Playoffs in overtime at San Diego, 23-17.

Jim Caldwell succeeded Dungy as head coach on January 12, 2009. Dungy finished as the only coach in Colts history to post 10-plus wins and earn playoff appearances in seven straight seasons. In 2009, the club was 14-2 and became only the third team to start a season 14-0. The club extended its records to seven consecutive seasons with 12-plus victories and six years with a winning streak exceeding seven games. Caldwell tied the rookie mark for seasonal victories by an NFL head coach, and he earned the most consecutive wins to open a season and a career

by a first-year head coach. Manning won an unprecedented fourth AP NFL MVP honor. The club set league marks for most consecutive regular season wins (23, 2008-09) and most regular season decade wins (115, 2000-09). Indianapolis defeated Baltimore, 20-3, and the New York Jets, 30-17, before falling to New Orleans, 31-17, in Super Bowl XLIV in Miami Gardens, Fla.

The Colts were 10-6 in 2010, won the AFC South and tied the NFL mark with a ninth consecutive playoff appearance (Dallas, 1975-83). It was the club's ninth straight season with 10-plus victories. The club fell in the Wild Card Playoffs to the New York Jets, 17-16.

Following a 2-14 campaign in 2011, Vice Chairman Bill Polian, Vice President & General Manager Chris Polian and Head Coach Jim Caldwell were all relieved of their duties. Jim Irsay and the organization hired Ryan Grigson to serve as the team's new general manager and Chuck Pagano as the team's new head coach.

The 2012 Colts faced one of the most unique years in franchise history. The team quickly experienced adversity when their head coach, Chuck Pagano, was diagnosed with a curable form of leukemia four weeks into the season. The Colts rallied around their ailing head coach and the "CHUCKSTRONG" campaign en route to accomplishing one of their main goals – extending the season for Pagano's return. Offensive Coordinator/Interim Head Coach Bruce Arians guided the team to a 9-3 record in Pagano's absence and clinched a playoff berth with the team's 20-13 victory at Kansas City. In the regular season finale, Pagano returned for the first time since his absence and capitalized on the team's goal, defeating the Houston Texans.



2000 - Edgerrin James


## 2000s



2002 - Marvin Harrison



2006 - Super Bowl XLI Championship Ring



2006 - Tony Dungy

# HISTORY



Indianapolis fell short in an AFC Wild Card Playoff meeting at Baltimore, who won the ensuing Super Bowl. Although it was a difficult end to the season, the year was filled with highlights. The Colts finished with an 11-5 regular season record and tied the third-largest one-year turnaround in NFL history. Pagano and Arians earned dual Coach of the Year honors from several media outlets while Grigson was named the Executive of the Year from PFW/PFWA and *The Sporting News*. Three players represented the Colts in the Pro Bowl, including Luck, Mathis and Wayne. In his rookie season, Luck led the Colts to the most wins by a No. 1 overall draft pick in NFL history while setting records for the most passing yards (4,374), attempts (627) and 300-yard passing games (six) by a rookie in NFL history.

Indianapolis concluded the 2013 campaign with an 11-5 regular season record, while earning its first AFC South Division title since 2010. The team also won its first playoff game since 2009 after defeating the Kansas City Chiefs in an AFC Wild Card meeting, 45-44, which was the second-largest comeback in NFL postseason history. The Colts tallied a perfect 6-0 division record and became the first NFL team to finish a season with the least amount of turnovers (14) and penalties (66) since 2002. Three players including Mathis, Luck and LS-Matt Overton were named to the Pro Bowl. Mathis led the NFL and set a career-high with 19.5 sacks, earning the inaugural Deacon Jones Award. He also became the franchise all-time sack leader (111.0) en route to Associated Press First Team NFL All-Pro honors.



**2013** - Robert Mathis

The Colts finished the 2014 campaign with an 11-5 regular season record, while earning their second consecutive AFC South Division title. The team also won two postseason contests and made it back to the AFC Championship game for the first time since 2009. Indianapolis notched its third consecutive 11-win season in 2014, which made Pagano only the second head coach in NFL history to earn 11 wins in each

of his first three seasons with a team. The Colts recorded a perfect 6-0 division record for the second straight year, marking the first time in franchise history they've accomplished the feat in back-to-back seasons. They also claimed their ninth AFC South title since 2002, which is the second-most division titles of any NFL team during that span. Seven Colts players earned Pro Bowl honors in 2014, including S-Mike Adams, CB-Vontae Davis, Hilton, ILB-D'Qwell Jackson, Luck, P-Pat McAfee and Vinatieri. McAfee and Vinatieri also earned Associated Press First Team NFL All-Pro accolades.



**2014** - Andrew Luck

In 2015, the Colts finished with an 8-8 record and a winning record in the AFC South Division for the fourth consecutive year. Following a Week 5 victory against the Houston Texans, Indianapolis set an NFL record for the most consecutive wins against a division opponent with 16. QB-Matt Hasselbeck finished with a 5-3 record as a starter, filling in for an injured Andrew Luck. RB-Frank Gore logged the team's highest rushing total dating back to 2007 with 967 yards and Indianapolis' defense finished with five touchdowns, which tied the franchise record for the most in a season (1975 and 1994). The team featured three Pro Bowlers, including Adams, Davis and Hilton who all made their second consecutive appearances. The season was highlighted with a victory against the undefeated and eventual Super Bowl Champion Denver Broncos in a Week 9 contest at Lucas Oil Stadium. Indianapolis' defense compiled one of its most impressive offensive performances of the year with 365 net yards.

The Colts finished with an 8-8 record in 2016 and missed the playoffs in back-to-back years for the first time since 1997-98. Hilton led the NFL in receiving yards (1,448) and Gore recorded the team's first 1,000-yard rushing season dating back to 2007 (1,025). Gore also posted two 100-yard rushing contests, which

## 2010s



**2014** - AFC Championship Game



**2015** - T.Y. Hilton

# HISTORY



were the first for the Colts since 2012. OLB Erik Walden ranked tied for eighth in the league with a career-high 8.0 sacks. On special teams, Vinatieri set a new NFL record for consecutive field goals made with 44 dating back to the 2015 season and McAfee led the league in punting average (49.3). Mathis concluded his 14-year career for Indianapolis. He finished first in franchise history in sacks (123.0) and sacks in a season (19.5 in 2013) and holds the NFL record for career sack-forced fumbles (47). Hilton and McAfee were both selected to the Pro Bowl. Gore was the recipient of the 2016 Art Rooney Sportsmanship Award. Following the season, the Colts hired Chris Ballard as the team's new general manager.

In 2017, the Colts finished 4-12 and battled injuries throughout the season as 27 players were placed on the team's Injured Reserve List. With Andrew Luck missing the season due to injury, the team turned to second-year QB-Jacoby Brissett, who was acquired via trade with the New England Patriots. Brissett threw for 3,098 yards with 13 touchdowns and seven interceptions. Gore finished with 1,206 yards from scrimmage to extend his NFL record to 12 consecutive seasons with at least 1,200-plus scrimmage yards. Gore also became the fifth all-time leading rusher in NFL history. TE-Jack Doyle had a career year with 80 receptions for 690 yards and four touchdowns en route to his first career Pro Bowl. His reception total ranked as the second-most in franchise single-season history among tight ends. Hilton compiled 966 yards and four touchdowns as he was selected to his fourth consecutive Pro Bowl. Defensively, second-year ILB-Antonio Morrison led the team with 108 tackles while DLB-Jabaal Sheard paced the team with 5.5 sacks. On special teams, Vinatieri finished with 109 points. It marked the 20th time he eclipsed 100-plus points in a season which extended his league record. P-Rigoberto Sanchez ranked fourth in net punting average (42.6) and was named to



**2016** - Robert Mathis retires as the team's all-time leader in sacks with 123.0.

the PFWA All-Rookie Team. Following the season, the team parted ways with Pagano and hired Frank Reich to serve as the team's new head coach.

In 2018, the Colts became the third team in NFL history to start a season 1-5 and make the playoffs, finishing the year 10-6. Indianapolis defeated the Houston Texans in an AFC Wild Card Playoff contest before falling to the Kansas City Chiefs in an AFC Divisional Playoff matchup the following week. It was the team's first appearance in the playoffs dating back to 2014. Luck started all 16 games after missing the 2017 season and threw for 4,593 yards and 39 touchdowns. He was voted the NFL's Comeback Player of the Year and was named to the Pro Bowl. Hilton logged his fifth career 1,000-yard receiving season and TE-Eric Ebron caught 13 touchdowns which led all tight ends in the league. Ebron was named to his first career Pro Bowl. RB-Marlon Mack led the team in rushing with 908 yards while adding 10 total touchdowns. The Colts offensive line ranked first in the NFL with the fewest sacks allowed. The unit was led by rookie G/C-Quenton Nelson who was selected to the Pro Bowl and was named a First Team All-Pro. Defensively, rookie LB-Darius Leonard led the league in tackles with 163 while contributing with 7.0 sacks, 12.0 tackles for loss, four forced fumbles, two fumble recoveries, two interceptions and eight passes defended. He was named a First Team All-Pro and was voted as the NFL's Defensive Rookie of the Year. DT/DE-Denico Autry led the team with 9.0 sacks and CB-Kenny Moore II led the Colts with three interceptions. Vinatieri totaled 113 points and became the NFL's all-time leading point scorer. Reich was named the AFC Coach of the Year by the NFL 101 Committee and Ballard was named the Executive of the Year by the PFWA.

In 2019, the Colts finished with a 7-9 record. For the second consecutive year, G/C-Quenton Nelson (first team) and LB-Darius Leonard (second team) were selected to the Associated Press NFL All-Pro Team. Nelson, Leonard, TE-Jack Doyle and C-Ryan Kelly were all selected to the Pro Bowl as well. Following Andrew Luck's retirement in August, QB-Jacoby Brissett started 15 games and threw for 2,942 yards and 18 touchdowns for an 88.0 passer rating. RB-Marlon Mack contributed with his first 1,000-yard rushing season and WRs-T.Y. Hilton and Zach Pascal each recorded five touchdown receptions. Defensively, LB-Antony Walker led the team in tackles with 123 while free agent signee DE-Justin Houston paced the team in sacks with 11.0.

In 65 years of National Football League competition, the Colts have achieved a 546-492-7 record, including four world championships and 21 conference or division titles.

## 2010s



**2016** - Frank Gore



**2018** - Owner & CEO Jim Irsay, Head Coach Frank Reich and General Manager Chris Ballard



## *In Memoriam*



**Robert Irsay**

*March 5, 1923 – January 14, 1997*



**Harriet P. Irsay**

*June 9, 1921 – July 11, 2008*



## HALL OF FAME COLTS

THREE OR MORE SEASONS AS A MEMBER OF THE COLTS



**ART DONOVAN**  
**DT 6-3 265 Boston College**  
**Colts: 1953-1961, Inducted: 1968**

- First Colts Hall of Fame inductee who also played with Baltimore (1950), the New York Yanks (1951) and the Dallas Texans (1952).
- Was All-Pro from 1954-1957 and played in five Pro Bowls.
- Born on June 5, 1925, in the Bronx, N.Y.
- Jersey No. 70 retired.
- Passed away August 4, 2013.



**RAYMOND BERRY**  
**WR 6-2 187 Southern Methodist**  
**Colts: 1955-1967, Inducted: 1973**

- Caught 631 passes for 9,275 yards and 68 touchdowns for his career and retired as NFL's all-time receptions leader.
- Was an All-Pro selection, led the NFL in receptions from 1958-1960 and was selected to six Pro Bowls.
- Caught 12 passes for 178 yards in 1958 NFL Championship win over the New York Giants.
- Member of NFL's 75th Anniversary Team.
- Born on February 27, 1933, in Corpus Christi, Texas.
- Jersey No. 82 retired.



**GINO MARCHETTI**  
**DE 6-4 245 San Francisco**  
**Colts: 1953-1964, 1966, Inducted: 1972**

- Acclaimed as greatest defensive end in pro football history during induction to NFL's 50th Anniversary Team in 1969 and named to 75th Anniversary Team.
- Tabbed All-Pro from 1956-1964.
- Pro Bowl selection from 1954-1964, missing only the 1959 Pro Bowl following an ankle injury from the 1958 NFL Championship win over the New York Giants.
- Retired initially prior to 1965 season, but returned in 1966.
- Born on January 2, 1927, in Smithers, W. Va.
- Jersey No. 89 retired.
- Passed away April 29, 2019.



**JIM PARKER**  
**G/T 6-3 272 Ohio State**  
**Colts: 1957-1967, Inducted: 1973**

- Member of the Professional and National Football Foundation Hall of Fame.
- Named to modern all-time All-America collegiate team in 1969.
- Was All-Pro and played in the Pro Bowl from 1958-1965 (eight consecutive years).
- Played in 139 consecutive games into 1967 season before retiring.
- Named to NFL's 75th Anniversary Team.
- Born on April 3, 1934, in Macon, Ga.
- Jersey No. 77 retired.
- Passed away July 18, 2005.



## HALL OF FAME COLTS



### LENNY MOORE

**RB/FL 6-1 190 Penn State**

**Colts: 1956-1967, Inducted: 1975**

- Retired ninth all-time with 12,451 all-purpose yards.
- Was club's career leading rusher with 1,069 carries for 5,174 yards and 63 touchdowns rushing.
- Totaled 363 catches for 6,039 yards and 48 touchdowns receiving in 143 career games.
- Had 678 career points on 113 touchdowns.
- Set NFL records with touchdowns in 18 consecutive games and 11 consecutive games with a rushing touchdown.
- Was 1956 Rookie of the Year and 1964 Comeback Player of the Year (20 touchdowns).
- Was All-Pro from 1958-1961, 1964 and selected to seven Pro Bowls.
- Born on November 25, 1933, in Reading, Pa.
- Jersey No. 24 retired.



### WEEB EWANK

**Head Coach**

**Colts: 1954-1962, Inducted: 1978**

- Led the Colts to World Championships in 1958 and 1959.
- Had 59-52-1 mark in club-record nine seasons as head coach.
- Led New York Jets to Super Bowl III win over Colts to become the only coach to post NFL and AFL Championships.
- Career mark was 130-129-7 in 20 seasons.
- Born on May 6, 1907, in Richmond, Ind.
- Passed away November 17, 1998.



### JOHN UNITAS

**QB 6-1 196 Louisville**

**Colts: 1956-1972, Inducted: 1979**

- Ended 18-year career as NFL leader for passes attempted (5,186), completed (2,830), yards gained (40,239), most seasons with 3,000-plus yards (three), most games with 300-plus yards (26) and most touchdown passes (290).
- Had 62.9 postseason completion percentage and gained 1,177 yards in championship play.
- Only Colt to serve on 1958, 1959 and 1970 Championship teams.
- NFL records included most consecutive seasons leading NFL in touchdown passes (four) and most consecutive games with a scoring pass (47), one of sport's most remarkable feats.
- In 17 seasons with club, set 22 records.
- Was NFL MVP three times, played in 10 Pro Bowls (a Colts record) and was First Team All-Pro from 1958-1959, 1964, 1965, 1967.
- Member of NFL's 75th Anniversary Team.
- Born on May 7, 1933, in Pittsburgh.
- Jersey No. 19 retired.
- Passed away September 11, 2002.



### TED HENDRICKS

**LB 6-7 215 Miami (FL)**

**Colts: 1969-1973, Inducted: 1990**

- Retired in 1983 as NFL leader with 215 consecutive games played (70 as Colt).
- Was four-time First Team All-Pro pick who appeared in eight Pro Bowls.
- Was all-conference three times as Colt and eight times for career (1969-1983).
- Member of Colts' Super Bowl V squad.
- Member of NFL's 75th Anniversary Team.
- Had 25 career blocked kicks.
- Born on November 1, 1947, in Guatemala City, Guatemala.



## HALL OF FAME COLTS



**JOHN MACKEY**  
**TE 6-2 224 Syracuse**  
**Colts: 1963-1971, Inducted: 1992**

- Was the second Hall of Fame tight end inductee.
- Caught 331 passes for 5,236 yards and 38 touchdowns for Colts.
- Punishing blocker with speed.
- Was All-Pro from 1966-1968 and selected to five Pro Bowls, the first after his rookie season.
- Had 75-yard touchdown reception in Super Bowl V victory over Dallas.
- Member of NFL's 50th Anniversary Team.
- Born on September 24, 1941, in Queens borough of New York City.
- Passed away July 6, 2011.



**DON SHULA**  
**Colts: 1953-1956, Head Coach: 1963-1969,**  
**Inducted: 1997**

- NFL's winningest head coach (328-156-6, regular season; 347-173-6, overall, 1963-95) and one of the most successful coaches in Colts history (71-23-4 regular season; 73-26-4, overall, 1963-1969).
- Only Colts Hall of Fame inductee to play and be head coach with club.
- Led Colts to winning records throughout tenure and to Super Bowl III.
- Joined Colts from Browns in historic 15-player trade in 1953.
- Born on January 4, 1930, in Grand River, Ohio.



**ERIC DICKERSON**  
**RB 6-3 220 Southern Methodist**  
**Colts: 1987-1991, Inducted: 1999**

- Totaled 1,258 carries for 5,194 yards and 32 touchdowns with Colts.
- Won NFL rushing title in 1988 with 1,659 yards.
- Had three 1,000-plus rushing seasons with Colts.
- Set NFL record with 2,105 rushing yards in 1984.
- Had 64 career 100-plus rushing games.
- Retired with 2,996 career rushes for 13,259 yards and 90 touchdowns in 146 games.
- Rushing yards were second in NFL history upon retirement.
- Was All-Pro 1983-1984, 1986-1988 and played in six Pro Bowls.
- Born on September 2, 1960, in Sealy, Texas.



**MARSHALL FAULK**  
**RB 5-10 211 San Diego State**  
**Colts: 1994-1998, Inducted: 2011**

- Totaled 1,389 carries for 5,320 yards and 42 rushing touchdowns and 297 receptions for 2,804 yards and nine touchdowns receiving with the Colts.
- Had four 1,000-plus rushing seasons and one 2,000-plus scrimmage yards season with Colts.
- In his career, carried the ball 2,836 times for 12,279 yards and 100 touchdowns while adding 767 catches for 6,875 yards and 36 receiving touchdowns good for 19,154 scrimmage yards in 176 career games.
- Was a First Team All-Pro from 1999-2001 and played in seven Pro Bowls (was rookie MVP).
- Born on February 26, 1973, in New Orleans.





## HALL OF FAME COLTS



**BILL POLIAN**  
Colts: President (1998-2010), Vice Chairman (2011), Inducted: 2015

- Spent 32 seasons in the NFL, including 14 with the Colts.
- Won eight division championships, two conference championships and reached the Super Bowl twice with the Colts.
- With the Colts, earned the team's fourth world championship with a victory against Chicago in Super Bowl XLI.
- Along with his tenure in Buffalo, reached the Super Bowl on five occasions between the Bills and Colts.
- Was named *The Sporting News* Executive of the Year on six occasions, including two with the Colts (1999 and 2009).
- With the Colts, advanced to the postseason 11 times during a 12-year span and posted 10 or more wins in each of those playoff years.
- From 2000-09, the Colts produced 115 regular season wins, which at the time was the most in a decade by any NFL club.
- Born on December 8, 1942, in the Bronx, N.Y.



**TONY DUNGY**  
Colts: Head Coach (2002-08), Inducted: 2016

- Logged a career regular season coaching record of 139-69 (688) and an 85-27 mark (759) in his seven seasons with the Colts. He is the winningest head coach in Colts history.
- Became the first African American head coach to win the Super Bowl after leading the Colts to a 29-17 victory over the Chicago Bears in Super Bowl XLI.
- Became the third individual to win the Super Bowl as a player and head coach.
- Recorded 10 career 10-win seasons, including seven consecutive with the Colts.
- Made 11 career playoff appearances and set an NFL record for consecutive playoff appearances by a head coach with his 10th-straight in 2008.
- Led the Colts to become the first NFL team with six consecutive 12-win seasons (2003-08).
- Became the first head coach in NFL history to defeat all 32 NFL teams.
- Earned six division titles (five AFC South, one NFC Central).
- Assisted the club in earning a previous NFL record for the most regular season wins (115) in a decade by any NFL club (2000-09).
- Born on October 6, 1955, in Jackson, Mich.



**MARVIN HARRISON**  
WR 6-0 185 Syracuse  
Colts: 1996-2008, Inducted: 2016

- Finished his career with 1,102 receptions for 14,580 yards and 128 touchdowns.
- Upon retirement, ranked second in the NFL in receptions, fourth in receiving yards and fifth in receiving touchdowns.
- Holds Indianapolis career records in receptions, receiving yards, 100-yard games (59) and receiving touchdowns.
- Is Indianapolis' single season record holder for receptions (143 in 2002), receiving yards (1,722 in 2002) and receiving touchdowns (15 in 2001 and 2004).
- Held a previous NFL record for receptions in a season with 143 in 2002.
- Was an eight-time Pro Bowl and Associated Press All-Pro selection.
- A member of the NFL All-Decade Team (2000-09).
- Compiled eight straight years with 1,000-plus receiving yards.
- A member of the Colts Super Bowl XLI championship team.
- Born on August 25, 1972, in Philadelphia, Pa.



**GEORGE YOUNG**  
Colts: Scout (1968-69), Coach (1970-74)  
Inducted: 2020

- Inducted as a member of the Pro Football Hall of Fame's Centennial Class in conjunction with the NFL's celebration of its 100th season.
- Got his start in the league with the Colts in 1968 as a scout for then-head coach Don Shula.
- Was named the offensive line coach for the Colts in 1970 as the team defeated the Dallas Cowboys in Super Bowl V.
- Served as the Colts offensive coordinator in 1973 and was in the position for two seasons.
- Was the director of pro scouting for the Dolphins from 1975-79 and then served as the general manager of the New York Giants for 19 seasons from 1979-1997.
- Was named the NFL's Executive of the Year five times.
- Joined the NFL as its Senior Vice President of Football Operations in 1998.
- Born on September 22, 1930, in Baltimore, Md.
- Passed away December 9, 2001.



## HALL OF FAME COLTS



### EDGERRIN JAMES

**RB 6-0 219 Miami (FL)**

**Colts: 1999-2005, Inducted: 2021**

- Upon retirement, ranked 11th all-time in rushing yards (12,246). Also finished his career with 3,028 attempts, a 4.0 rushing average, 80 rushing touchdowns, 3,364 receiving yards and 11 receiving touchdowns.
- Eclipsed 1,500-plus rushing yards in four seasons and won back-to-back rushing titles his first two seasons in the NFL.
- Holds Colts career records in rushing attempts (2,188), rushing yards (9,226), 100-yard rushing games (49) and rushing touchdowns (64).
- Also set club records for rushing yards in a season (1,709 in 2000) and in a game (219 on 10/15/00 against Seattle).
- Named NFL Offensive Rookie of the Year in 1999 where he totaled 369 rushing attempts for 1,553 yards, 13 touchdowns and 10 100-yard rushing games (all Colts rookie records).
- Four-time Pro Bowl selection (1999-2000, 2004-2005) and three-time Associated Press All-Pro selection.
- Member of the NFL All-Decade Team (2000-2009).
- Named NFL Rookie of the Month twice, AFC Offensive Player of the Month three times and AFC Offensive Player of the Week six times.
- Born on August 3, 1978, in Immokalee, Fla.



## HALL OF FAME QUICK HIT

**1968** Art Donovan  
**1972** Gino Marchetti  
**1973** Raymond Berry  
**1973** Jim Parker  
**1975** Lenny Moore  
**1978** Weeb Ewbank  
**1979** John Unitas  
**1990** Ted Hendricks  
**1992** John Mackey

**1997** Don Shula  
**1999** Eric Dickerson  
**2011** Marshall Faulk  
**2015** Bill Polian  
**2016** Tony Dungy  
**2016** Marvin Harrison  
**2020** George Young  
**2020** Edgerrin James



## INDIANAPOLIS COLTS RING OF HONOR



### **ROBERT IRSAY**

#### **Owner**

**Colts: 1972-1997, Inducted: 1996**

- First inductee into the Colts Ring of Honor.
- Purchased the Los Angeles Rams in 1972 and traded the franchise to Carroll Rosenbloom for the Baltimore Colts in July of that year.
- Moved the Colts to Indianapolis on March 28, 1984.
- Under Irsay's ownership, the Colts reached the playoffs six times and claimed four division titles.
- Born on March 5, 1923, in Chicago.
- Passed away January 14, 1997.




### **BILL BROOKS**

**WR 6-0 188 Boston**

**Colts: 1986-1992, Inducted: 1998**

- First player inducted into the Colts Ring of Honor.
- Caught 411 passes for 5,818 yards and 28 touchdowns during his time with the Colts.
- Was the team's top receiver in five of his seven seasons with the Colts.
- Tallied six straight seasons (1986-1991) with 50-plus receptions.
- Totaled 65 receptions for a career-high 1,131 yards and eight touchdowns his rookie season, which all remain Colts rookie records.
- Recorded an 84-yard touchdown reception, which stands as the second-longest rookie reception in franchise history.
- Worked in the Colts front office following the completion of his playing career.
- Born on April 6, 1964, in Boston.



### **TED MARCHIBRODA**

#### **Head Coach**

**Colts: 1975-1979, 1992-1995, Inducted: 2000**

- First head coach inducted into the Colts Ring of Honor.
- Compiled a 71-67 (.514) record in nine years with the Colts.
- Clinched three AFC Eastern Division titles and four postseason appearances.
- Served as a radio color commentator for the Colts from 1999-2006.
- Born on March 15, 1931, in Franklin, Pa.
- Passed away January 16, 2016.



### **CHRIS HINTON**

**G/T 6-4 300 Northwestern**

**Colts: 1983-1989, Inducted: 2001**

- Second player inducted into the Colts Ring of Honor.
- Started 93-of-94 games during his seven seasons with the Colts.
- Earned six of his seven Pro Bowl selections as a member of the Colts.
- Helped block for four 1,000-yard Colts rushers.
- Born on July 31, 1961, in Chicago.



## INDIANAPOLIS COLTS RING OF HONOR



**JIM HARBAUGH**  
**QB 6-3 215 Michigan**  
**Colts: 1994-1997, Inducted: 2005**

- Third player inducted into the Colts Ring of Honor.
- In 53 games (46 starts), completed 746-of-1,230 passes (60.7%) for 8,705 yards, 49 touchdowns and 26 interceptions for an 86.6 passer rating.
- Completed 61-of-119 passes for 688 yards, five touchdowns and three interceptions in four postseason games.
- Achieved career highs in touchdown passes (17), completion percentage (63.7) and passer rating (100.7) in 1995, which earned him Pro Bowl, Comeback Player of the Year and AFC Player of the Year honors.
- Born on December 23, 1963, in Toledo, Ohio.



**COLTS NATION**  
**Fans**  
**Colts: 1953-Present, Inducted: 2007**

- The best and loudest fans in the NFL.



**TONY DUNGY**  
**Head Coach**  
**Colts: 2002-2008, Inducted: 2010**

- Second head coach inducted into the Colts Ring of Honor.
- Winningest coach in Colts history with an 85-27 (.759) record over his seven seasons with the team.
- Led the Colts to victory in Super Bowl XLII, the team's second Super Bowl win in franchise history.
- Finished with 10-or-more wins and made the playoffs every year with the team.
- Captured five AFC South Division titles.
- Inducted into the Pro Football Hall of Fame in 2016.
- Born on October 6, 1955, in Jackson, Mich.



**MARVIN HARRISON**  
**WR 6-0 185 Syracuse**  
**Colts: 1996-2008, Inducted: 2011**

- Fourth player inducted into the Colts Ring of Honor.
- Holds franchise career records for receptions (1,102), receiving yards (14,580), receiving touchdowns (128) and 100-yard receiving games (59).
- Also holds single-season club records for receptions (143 in 2002), receiving yards (1,722 in 2002), receiving touchdowns (15 in 2001 & 2004) and 100-yard receiving games (10 in 2002).
- Ranks fifth in NFL history in receptions, fifth in receiving touchdowns and ninth in receiving yards.
- Eight-time Pro Bowl and Associated Press All-Pro selection (1999-2006), two-time NFL receptions leader (2000, 2002) and receiving yards leader (1999, 2002).
- Member of the NFL All-Decade Team (2000-2009).
- Named AFC Offensive Player of the Month three times and AFC Offensive Player of the Week twice.
- Inducted into the Pro Football Hall of Fame in 2016.
- Born on August 25, 1972, in Philadelphia.



## INDIANAPOLIS COLTS RING OF HONOR



**EDGERRIN JAMES**  
**RB 6-0 219 Miami (FL)**

**Colts: 1999-2005, Inducted: 2012**

- Fifth player inducted into the Colts Ring of Honor.
- Holds franchise career records in rushing attempts (2,188), rushing yards (9,226), 100-yard rushing games (49) and rushing touchdowns (64).
- Also set club records for rushing yards in a season (1,709 in 2000) and in a game (219 on 10/15/00 against Seattle).
- Totaled 369 rushing attempts for 1,553 yards, 13 touchdowns and had 10 100-yard rushing games his rookie season, which all remain Colts rookie records.
- Four-time Pro Bowl selection (1999-2000, 2004-2005).
- Member of the NFL All-Decade Team (2000-2009).
- Named NFL Rookie of the Month twice, AFC Offensive Player of the Month three times and AFC Offensive Player of the Week six times.
- Born on August 3, 1978, in Immokalee, Fla.



**ERIC DICKERSON**  
**RB 6-3 220 Southern Methodist**  
**Colts: 1987-1991, Inducted: 2013**

- Sixth player inducted into the Colts Ring of Honor.
- Totaled 1,258 rushing attempts for 5,194 yards and 32 touchdowns while adding 138 receptions for 1,082 yards and three touchdowns during his career with the Colts.
- Posted three consecutive 1,000-yard rushing seasons in his first three years with the team.
- In 1988, won the NFL rushing title after recording 1,659 yards to go along with 14 touchdowns. Claimed four NFL rushing titles during his NFL career (1983-86, 1988).
- Set an NFL single-season record with 2,105 rushing yards in 1984.
- Earned three of his six career Pro Bowls (1987-89) and two of his five career All-Pro (1987-88) selections during his time with the Colts.
- Ranks second in Colts history in career 100-yard rushing games (24), fourth in rushing attempts and yards and eighth in rushing touchdowns.
- Is the NFL's seventh leading rusher all-time and was inducted into the Pro Football Hall of Fame in 1999.
- Born on September 2, 1960, in Sealy, Texas.



**MARSHALL FAULK**  
**RB 5-10 211 San Diego State**

**Colts: 1994-1998, Inducted: 2013**

- Seventh player inducted into the Colts Ring of Honor.
- During his five years with the Colts, compiled 1,389 carries for 5,320 yards and 42 touchdowns while adding 297 catches for 2,804 yards and nine touchdowns.
- Totaled 8,124 scrimmage yards and 51 total touchdowns with the Colts.
- Posted four 1,000-yard rushing seasons (1994-95, 1997-98) with the Colts, including one season (1998) with 2,000-plus scrimmage yards.
- Earned three of his seven career Pro Bowls (1994-95, 98), and three of his six career (1994-95, 98) All-Pro honors with the Colts.
- Was named the NFL Offensive Rookie of the Year in 1994, was a three-time NFL Offensive Player of the Year and was the NFL MVP in 2000.
- Ranks third in franchise history in career rushing attempts and yards and fourth in rushing touchdowns and 100-yard rushing performances (14).
- Is the first player in NFL history to gain 2,000 yards from scrimmage in four straight seasons (1998-2001) and the second to eclipse the 1,000-yard mark in both rushing and receiving in the same season (1999).
- Inducted into the Pro Football Hall of Fame in 2011.
- Born on February 26, 1973, in New Orleans.



**JEFF SATURDAY**  
**C 6-2 295 North Carolina**

**Colts: 1999-2011, Inducted: 2015**

- Eighth player inducted into the Colts Ring of Honor.
- Spent 13 seasons with the Colts and competed in 197 games with 132 wins.
- Named to six career Pro Bowls (five with the Colts), was a two-time First Team All Pro (2005 and 2007) and was a three-time PFWA All-Conference choice (2005-07).
- With the Colts, appeared in the playoffs 11 times, won eight division titles and appeared in two Super Bowls.
- Was part of the Colts' fourth world championship with a victory over Chicago in Super Bowl XLII.
- Was part of a team that produced 115 wins from 2000-09, a then-NFL record for wins by a team in a single decade.
- Started 170 games with Peyton Manning as a quarterback-center duo, which is the most in NFL history. The duo posted a 120-50 record.
- Born on June 18, 1975, in Atlanta.



## INDIANAPOLIS COLTS RING OF HONOR



### **BILL POLIAN**

**Colts: President (1998-2010), Vice Chairman (2011), Inducted: 2016**

- Spent 14 seasons with the Indianapolis Colts.
- Won eight division championships, two conference championships and reached the Super Bowl twice with the Colts.
- With the Colts, earned the team's fourth world championship with a victory against Chicago in Super Bowl XLI.
- Was named *The Sporting News* Executive of the Year on two occasions with the Colts (1999 and 2009).
- Advanced to the postseason 11 times during a 12-year span and posted 10 or more wins in each of those playoff years.
- From 2000-09, the Colts produced 115 regular season wins, which at the time was the most in a decade by any NFL club.
- Inducted into the Pro Football Hall of Fame in 2016.
- Born on December 8, 1942 in the Bronx, N.Y.



### **PEYTON MANNING**

**QB 6-5 230 Tennessee**

**Colts: 1998-2011, Inducted: 2017**

- Spent 13 seasons with the Indianapolis Colts.
- Guided the Colts to their second Super Bowl victory (Super Bowl XLI) in franchise history while reaching the AFC Championship game again following the 2009 regular season. Was named Super Bowl XLI MVP.
- Became the NFL's first four-time Associated Press Most Valuable Player (2003-04, 2008-09).
- Was selected to play in 11 Pro Bowls as a member of the Colts (1999-2000, 2002-2010), which is tied for a franchise-best.
- Holds club seasonal and career records in completions, attempts and touchdowns and also holds the team record in career games started with 208.
- From 2000-09, the Colts produced 115 regular season wins, which at the time was the most in a decade by any NFL club.
- Led the team to a franchise-record 14 victories in 2005 and 2009 and helped lead the club to become the first in NFL history to win 11-plus and 12-plus games in seven consecutive seasons.
- In his 18-year NFL career (with the Colts and Broncos), ranks in the top five in league history in every major passing statistic, including attempts, completions, yards and touchdowns.
- Was the 2005 Walter Payton NFL Man of the Year Award winner.
- Born on March 24, 1976 in New Orleans, La.
- Jersey No. 18 retired, the first in Indianapolis Colts history.

During the 2017 season, the Colts unveiled a statue honoring Peyton Manning on the north plaza outside of Lucas Oil Stadium. The statue was created by local sculptor and fireman Ryan Feeney.





## INDIANAPOLIS COLTS RING OF HONOR



### **REGGIE WAYNE**

**WR 6-0 203 Miami (FL)**

**Colts: 2001-2014, Inducted: 2018**

- Spent 14 seasons with the Indianapolis Colts.
- Played in 211 games (197 starts), the most games in franchise history.
- Totaled 1,070 receptions for 14,345 yards and 82 touchdowns.
- Upon retirement ranked in the top 10 in NFL history in receptions and receiving yards.
- Registered 43 100-yard receiving games.
- Was a member of the Colts Super Bowl XLI championship team following the 2006 season.
- Was a six-time Pro Bowl selection and was a First Team Associated Press NFL All-Pro in 2010.
- Born on November 17, 1978, in New Orleans.



### **DWIGHT FREENEV**

**DE 6-1 268 Syracuse**

**Colts: 2002-2012, Inducted: 2019**


- Spent 11 seasons with the Indianapolis Colts.
- A three-time Associated Press First Team All-Pro and seven-time Pro Bowl selection.
- Was a member of the Colts Super Bowl XLI championship team following the 2006 season.
- Over 16 NFL seasons (including time with San Diego, Arizona, Atlanta, Detroit and Seattle), played in 218 career games and totaled 341 tackles, 125.5 sacks, 63.0 tackles for loss, 47 forced fumbles, 16 passes defended and four fumble recoveries.
- Finished his career tied for 17th in NFL history in sacks and fifth in forced fumbles.
- As a rookie in 2002, set the Colts rookie sack record with 13.0.
- Born on February 19, 1980, in Hartford, Conn.



## RETIRED COLTS JERSEYS



**PEYTON MANNING**  
1998-2011




**JOHN UNITAS**  
1956-1972




**BUDDY YOUNG**  
1953-1955




**LENNY MOORE**  
1956-1967




**ART DONOVAN**  
1953-1961




**JIM PARKER**  
1957-1967



**RAYMOND BERRY**  
1955-1967



**GINO MARCHETTI**  
1953-1964, 1966







## COLTS POSTSEASON GAMES

### NFL CHAMPIONSHIP – DEC. 28, 1958 YANKEE STADIUM

**BALTIMORE 23, NEW YORK 17** – Attendance 64,185. Quarterback John Unitas took the Colts 80 yards in 13 plays, the last a one-yard carry by Alan Ameche through the right side of the Giant line at 8:15 of “sudden death” overtime. The regulation game ended 17-17 when Baltimore’s Steve Myhra booted a 20-yard field goal seconds from the gun. It has been called “The Greatest Game Ever Played” and the 64,185 who watched it at Yankee Stadium agree.

	1	2	3	4	OT	F
Baltimore	0	14	0	3	6	23
New York	3	0	7	7	0	17



The Colts and Giants battle in “The Greatest Game Ever Played.”

### NFL CHAMPIONSHIP – DEC. 27, 1959 BALTIMORE MEMORIAL STADIUM

**BALTIMORE 31, NEW YORK 16** – Attendance 57,545. The Giants led 9-7 after three periods by virtue of three field goals by Pat Summerall, but Baltimore’s defensive backfield took charge in the final quarter, three times making interceptions that resulted in scores. Colts quarterback John Unitas scored one touchdown and passed for two before a home crowd of 57,545 in Memorial Stadium.

	1	2	3	4	F
New York	3	3	3	7	16
Baltimore	7	0	0	24	31

### NFL CHAMPIONSHIP – DEC. 27, 1964 CLEVELAND STADIUM

**CLEVELAND 27, BALTIMORE 0** – Attendance 79,544. Both teams drew blanks in the first half, but the Browns nailed down the World Championship with a 17-point third quarter. Quarterback Frank Ryan and fullback Jim Brown made the Cleveland attack click, as it rolled up 20 first downs to Baltimore’s 11 and outgained the Colts 339 to 181 yards. Ryan completed 11-of-18 passes for 206 yards and three touchdowns – all to end Gary Collins from distances of 18, 42 and 51 yards, while the brilliant Brown bulled for 114 yards on 27 shots as Cleveland controlled the ball.

	1	2	3	4	F
Baltimore	0	0	0	0	0
Cleveland	0	0	17	10	27

### NFL WESTERN DIVISION PLAYOFF – DEC. 26, 1965 LAMBEAU FIELD

**GREEN BAY 13, BALTIMORE 10** – Attendance 50,484. A courageous effort by the undermanned Colts was doomed by a pair of Don Chandler field goals – one with 1:58 remaining from 22 yards to tie the score and a second of 25 yards to conclude 13:39 of “sudden death” action. The Colts had jumped ahead 7-0, after 21 seconds of play when Don Shinnick scooped up Bill Anderson’s fumble and trudged 25 yards to the end zone. They protected their edge tenaciously until the finish as Tom Matte went the route at quarterback, rushing for 57 yards and passing for 40. Zeke Bratkowski, subbing for the injured Bart Starr, completed 22-of-39 aeriels for 248 yards. The Packers ran 81 plays to the Colts’ 59 and led in first downs, 23-9.

	1	2	3	4	OT	F
Baltimore	7	3	0	0	0	10
Green Bay	0	0	7	3	3	13

### NFL PLAYOFF – DEC. 22, 1968 BALTIMORE MEMORIAL STADIUM

**BALTIMORE 24, MINNESOTA 14** – Attendance 60,238. It was a cold, rainy day when the Colts won the Western Conference Championship. The Vikings provided some uncomfortable moments after the Colts obtained a big lead. It was not until late in the first half that the Colts were able to nab a 7-0 lead on Earl Morrall’s pass to Tom Mitchell after Willie Richardson’s diving catch of a 33-yard aerial put the ball at the three. John Mackey’s touchdown reception and Mike Curtis’ 60-yard return of a fumble made it 21-0 after three quarters. Vikings quarterback Joe Kapp fired touchdown passes to Bill Martin and Bill Brown before time expired.

	1	2	3	4	F
Minnesota	0	0	0	14	14
Baltimore	0	7	14	3	24

### NFL CHAMPIONSHIP – DEC. 29, 1968 CLEVELAND STADIUM

**BALTIMORE 34, CLEVELAND 0** – Attendance 80,628. After a scoreless first period, Baltimore’s Tom Matte scored two of his record-tying three touchdowns in a 17-point Colts second quarter. Meanwhile, the capacity crowd of 80,628 saw the Browns held scoreless for only the second time in the club’s history as the Colts registered their fourth shutout of the season.

	1	2	3	4	F
Baltimore	0	17	7	10	34
Cleveland	0	0	0	0	0

### SUPER BOWL III – JAN. 12, 1969 MIAMI ORANGE BOWL

**NEW YORK JETS 16, BALTIMORE 7** – Attendance 75,337. Jets’ quarterback Joe Namath “guaranteed” victory before the game, then led the AFL to its first Super Bowl victory after defeating a Baltimore team that had lost one-of-16 games all season. Namath completed 17-of-28 passes for 206 yards and directed a steady attack that dominated the NFL champions after the Jets defense had intercepted Colts quarterback Earl Morrall three times in the first half. The Jets had 337 total yards, including 121 yards rushing by Matt Snell. John Unitas, who had missed most of the season with a sore elbow, came off the bench and led Baltimore to its only touchdown late in the fourth quarter after New York led, 16-0.

# HISTORY



	1	2	3	4	F
New York (AFL)	0	7	6	3	16
Baltimore (NFL)	0	0	0	7	7



Tom Matte

## AFC DIVISIONAL – DEC. 26, 1970 BALTIMORE MEMORIAL STADIUM

**BALTIMORE 17, CINCINNATI 0** – Attendance 51,127. John Unitas connected with touchdown passes to Roy Jefferson and Ed Hinton and led the Colts into the AFC title game by defeating Cincinnati. The Baltimore defense came through on a cold, windy day and limited Cincinnati to 63 yards rushing and 76 yards passing. Norm Bulaich picked up 116 yards on 25 carries. Jim O'Brien connected with a 44-yard field goal and missed one from the same distance. A 49-yard field goal try by Horst Muhlmann was blocked by Ray May. Mike Curtis made the game's only interception, picking off one of Virgil Carter's fourth quarter passes, to set up an eventual final Colts score.

	1	2	3	4	F
Cincinnati	0	0	0	0	0
Baltimore	7	3	0	7	17

## AFC CHAMPIONSHIP – JAN. 3, 1971 BALTIMORE MEMORIAL STADIUM

**BALTIMORE 27, OAKLAND 17** – Attendance 56,368. John Unitas' passing and play calling, and the running of rookie Norm Bulaich powered the Colts to the AFC Championship. Bulaich scored twice and Unitas picked up 245 yards on 11 completions, with his key one coming in the fourth quarter on a 68-yard touchdown reception by Ray Perkins out of a formation with four wide receivers. George Blanda threw touchdown passes to Fred Biletnikoff and Warren Wells but was intercepted three times. Ed Hinton caught five passes for 115 yards.

	1	2	3	4	F
Oakland	0	3	7	7	17
Baltimore	3	7	10	7	27

## SUPER BOWL V – JAN. 17, 1971 MIAMI ORANGE BOWL

**BALTIMORE 16, DALLAS 13** – Attendance 79,204. Colts rookie Jim O'Brien climaxed one of the zaniest professional football games ever played by lofting a 32-yard field goal through the uprights with five seconds left to give Baltimore a 16-13 Super Bowl win. The game totaled 11 turnovers, which prevented a fluid, artistic performance but contributed to the drama of the

contest. Dallas nearly put the game away early in the third period when, leading 13-6, the Cowboys recovered Jim Duncan's fumble on the second half kickoff and zipped to the Colts' two-yard line. Duane Thomas, however, fumbled on the next play. Rick Volk provided Baltimore with the opportunity to tie halfway through the fourth period when he intercepted Craig Morton on the Dallas 33 and returned it to the three-yard line. Tom Nowatzke scored and it was 13-13. Mike Curtis intercepted another Morton pass on the Dallas 41 in the final minute and ran it back to the 28-yard line. The Colts stopped the clock with nine seconds left and O'Brien made history. Morton's desperation pass on the final play of the game was intercepted by Jerry Logan.

	1	2	3	4	F
Baltimore (AFC)	0	6	0	10	16
Dallas (NFC)	3	10	0	0	13



Jim O'Brien splits the uprights with five seconds remaining to seal the Colts first Super Bowl victory.

## AFC DIVISIONAL – DEC. 26, 1971 CLEVELAND STADIUM

**BALTIMORE 20, CLEVELAND 3** – Attendance 74,082. Don Nottingham, playing for the injured Norm Bulaich, scored two touchdowns and rushed for 92 yards, while Baltimore's strong defense dominated play in a 20-3 victory over the Browns. Jim O'Brien added two field goals for the Colts and Don Cockroft, who had two kicks blocked by Bubba Smith, produced Cleveland's only points. Rick Volk intercepted two of Bill Nelsen's passes and Charlie Stukes picked off a third. John Unitas blended the strong running of Nottingham with passes to his favorite target, tight end Tom Mitchell, who caught five balls for 73 yards.

	1	2	3	4	F
Baltimore	0	14	3	3	20
Cleveland	0	0	3	0	3

## AFC CHAMPIONSHIP – JAN. 2, 1972 MIAMI ORANGE BOWL

**MIAMI 21, BALTIMORE 0** – Attendance 75,629. The Colts, despite playing without starting running backs Norm Bulaich and Tom Matte, compiled 302 yards to Miami's 286, but were damaged by the Dolphins' big plays – Bob Griese's 75-yard touchdown pass to Paul Warfield in the first period and Dick Anderson's 62-yard interception return for a touchdown in the third quarter. Larry Csonka carried five yards for a fourth quarter touchdown for Miami. John Unitas completed 20-of-36 passes for 224 yards, but the Colts were shutout for the first time since Dec. 5, 1965.

# HISTORY



	1	2	3	4	F
Baltimore	0	0	0	0	0
Miami	0	7	7	7	21

## AFC DIVISIONAL – DEC. 27, 1975 THREE RIVERS STADIUM

**PITTSBURGH 28, BALTIMORE 10** – Attendance 49,053. The Colts kept the game close with the defending Super Bowl champions until the final period, even without the services of starting quarterback Bert Jones. Jones sustained a severe bruise to his throwing arm on the first offensive series and was unable to return until the fourth quarter. Backup Marty Domres generated a second quarter score with a five-yard touchdown toss to Glenn Doughty. The Colts trailed 14-10 after three quarters before Pittsburgh's Terry Bradshaw scored on a two-yard run midway through the final period. Andy Russell iced the victory in the final two minutes when he returned a Jones fumble 93 yards.

	1	2	3	4	F
Baltimore	0	7	3	0	10
Pittsburgh	7	0	7	14	28

## AFC DIVISIONAL – DEC. 19, 1976 BALTIMORE MEMORIAL STADIUM

**PITTSBURGH 40, BALTIMORE 14** – Attendance 60,020. The Colts were playing "catch-up" ball all afternoon as the Steelers struck early and often. On the third play of the game, Pittsburgh stunned the Colts defense with a 76-yard touchdown bomb from Terry Bradshaw to Frank Lewis. Baltimore countered with a first quarter Bert Jones touchdown pass to Roger Carr covering 17 yards, but it would be the Colts' only score until the final period. A 60-yard kickoff return by Theo Bell and a 50-yard Franco Harris run were key plays in building the Steelers' 26-7 halftime lead. The Pittsburgh offense amassed 526 total yards as Bradshaw threw for 264 and Harris picked up 132 on the ground.

	1	2	3	4	F
Pittsburgh	9	17	0	14	40
Baltimore	7	0	0	7	14

## AFC DIVISIONAL – DEC. 24, 1977 BALTIMORE MEMORIAL STADIUM

**OAKLAND 37, BALTIMORE 31** – Attendance 60,763. In one of the longest football games ever played, the Colts and Raiders needed six quarters to decide their AFC playoff game. An Errol Mann 22-yard field goal with only 26 seconds left in regulation tied the game at 31. After a scoreless fifth quarter, Oakland ended the game when Ken Stabler hit Dave Casper for a 10-yard score. The lead changed hands nine times throughout the game. The Colts had some outstanding individual efforts in all facets of the game. Ron Lee came off the bench to rush for 46 yards and two touchdowns on 11 carries. Bruce Laird intercepted two passes and returned one 61 yards for a touchdown. Marshall Johnson raced 87 yards on a kickoff for a score.

	1	2	3	4	OT	OT	F
Oakland	7	0	14	10	0	6	37
Baltimore	0	10	7	14	0	0	31

## AFC PLAYOFF – JAN. 9, 1988 CLEVELAND STADIUM

**CLEVELAND 38, INDIANAPOLIS 21** – Attendance 79,838. In the team's first playoff game as a franchise in Indianapolis, the Colts and Browns traded first half touchdowns before Cleveland seized control with 17 unanswered second half points on the way to a 38-21 win. Cleveland held a slight edge (404-315) in net yards and held running back Eric Dickerson to 50 yards on 15 carries. Bernie Kosar was 20-of-31 for 229 yards and three scores, while Jack Trudeau hit 21-of-33 tosses for 251 yards and two touchdowns.

	1	2	3	4	F
Indianapolis	7	7	0	7	21
Cleveland	7	7	7	17	38

## AFC WILD CARD – DEC. 31, 1995 SAN DIEGO JACK MURPHY STADIUM

**INDIANAPOLIS 35, SAN DIEGO 20** – Attendance 61,182. The Colts posted their first playoff win since 1971 as Jim Harbaugh tossed two scoring passes and ran for a touchdown, while rookie Zack Crockett set a club playoff rushing mark with 147 yards on 13 carries. The Colts made the sixth lead change of the game stand when Harbaugh hit Sean Dawkins on a 42-yard touchdown pass late in the third quarter. Crockett, who tallied a 33-yard touchdown first half rush, burst for a 66-yard touchdown dash in the final quarter to decide the outcome. The Colts intercepted Stan Humphries four times. Crockett was one-of-12 Colts not born when the team last won a playoff game.

	1	2	3	4	F
Indianapolis	0	14	7	14	35
San Diego	3	7	7	3	20



Zack Crockett rushed for 147 yards against San Diego.

## AFC DIVISIONAL – JAN. 7, 1996 ARROWHEAD STADIUM

**INDIANAPOLIS 10, KANSAS CITY 7** – Attendance 77,594. The Colts topped the AFC top-seeded Chiefs, 10-7, when Lin Elliott's 42-yard field goal was wide left with 37 seconds remaining. Jim Harbaugh guided the club on a marathon 18-play, 77-yard second quarter march to tie the contest with a five-yard touchdown toss to Floyd Turner. The Colts pirated three Kansas City passes, one by Ashley Ambrose that set up a 30-yard Cary Blanchard third quarter field goal. Fourth quarter interceptions by Quentin Coryatt and Eugene Daniel helped spoil the Chiefs' 8-0 home mark. The game was played in 11 degree weather with a wind chill of -9 degrees. The win tied Ted Marchibroda with Don Shula as the then winningest head coach in club history.

	1	2	3	4	F
Indianapolis	0	7	3	0	10
Kansas City	7	0	0	0	7

# HISTORY



## AFC CHAMPIONSHIP – JAN. 14, 1996 THREE RIVERS STADIUM

**PITTSBURGH 20, INDIANAPOLIS 16** – Attendance 61,062. In one of the most compelling AFC Championship Games, the Colts title bid ended when a Jim Harbaugh desperation end zone pass at the gun eluded the grasp of Aaron Bailey. The game stood 13-9 in Pittsburgh's favor in the final quarter when Harbaugh hit Floyd Turner on a 47-yard touchdown strike with 8:46 to go. Unable to run out the clock, the Colts punted to Pittsburgh with 3:03 remaining. Neil O'Donnell teamed with Ernie Mills on a 37-yard pass to the Colts one-yard line, where Bam Morris eventually scored with 1:34 left. Harbaugh marched the Colts from their 15-yard line to the Steelers 29 with five seconds left before his final pass fell incomplete.

	1	2	3	4	F
Indianapolis	3	3	3	7	16
Pittsburgh	3	7	3	7	20

## AFC WILD CARD – DEC. 29, 1996 THREE RIVERS STADIUM

**PITTSBURGH 42, INDIANAPOLIS 14** – Attendance 58,078. Pittsburgh rushed for 231 yards and five touchdowns to eliminate the Colts from the playoffs, 42-14. Eugene Daniel's 59-yard interception return for a touchdown and Aaron Bailey's nine-yard touchdown reception from Jim Harbaugh (12-32-134, 1 TD/1 INT) gave the Colts a 14-13 halftime lead. Pittsburgh exploited Indianapolis on the ground, rolling to a 190-yard advantage. The game turned in the third quarter with a 91-yard touchdown drive by Pittsburgh. The Steelers tallied 21 points in the final quarter. It was the first time the Colts made the playoffs in consecutive seasons since 1975-77.

	1	2	3	4	F
Indianapolis	0	14	0	0	14
Pittsburgh	10	3	8	21	42

## AFC DIVISIONAL – JAN. 16, 2000 RCA DOME

**TENNESSEE 19, INDIANAPOLIS 16** – Attendance 57,097. A 9-6 field goal struggle through 30 minutes turned to Tennessee's advantage early in the third quarter on Eddie George's (26-162, 1 TD) 68-yard touchdown rush. The Titans pushed the count to 19-9 on four Al Del Greco field goals, while the Colts were held in check on offense. Peyton Manning (19-42-227) scored on a 15-yard touchdown rush with 1:51 left, but the Colts could threaten no further. The Colts were out-rushed 197-78, and Manning was under pass rush pressure throughout the game. This was the club's first playoff game as hosts since 1977.

	1	2	3	4	F
Tennessee	0	6	7	6	19
Indianapolis	3	6	0	7	16

## AFC WILD CARD – DEC. 30, 2000 PRO PLAYER STADIUM

**MIAMI 23, INDIANAPOLIS 17** – Attendance 73,193. Indianapolis surrendered a 14-0 lead in dropping a 23-17 overtime decision at Miami. Mike Vanderjagt hit field goals of 32, 26 and 50 yards, but missed from 49 yards 5:44 into overtime. Peyton Manning was 17-32-194, 1 TD and Edgerin James was 21-107 rushing, but the Colts defense yielded 258 rushing yards. Lamar Smith's (40-209, 2 TDs) 17-yard touchdown rush 11:26 into overtime decided the contest.

	1	2	3	4	OT	F
Indianapolis	3	11	0	3	0	17
Miami	0	0	7	10	6	23

## AFC WILD CARD – JAN. 4, 2003 GIANTS STADIUM

**NEW YORK JETS 41, INDIANAPOLIS 0** – Attendance 78,524. The Jets bolted to a 24-0 halftime lead and added 17 second half points to post a 41-0 win. Chad Pennington (19-25-222, 3 TDs) threw for three scoring passes, while LaMont Jordan was 20-102, 2 TDs. Peyton Manning was 14-31-137, 2 INTs, while the Colts rushed 14-52. Marvin Harrison was 4-47 receiving.

	1	2	3	4	F
Indianapolis	0	0	0	0	0
New York	7	17	10	7	41

## AFC WILD CARD – JAN. 4, 2004 RCA DOME

**INDIANAPOLIS 41, DENVER 10** – Attendance 56,586. The Colts scored on their first seven possessions behind Peyton Manning (22-26-377, 5 TDs) to post the franchise's first home playoff win since 1971. Manning set the club playoff record for touchdown passes. He teamed with Marvin Harrison (46T, 23T) and Brandon Stokley (31T, 87T) on scoring plays. The Colts scored 31 first half points to spur the win.

	1	2	3	4	F
Denver	3	0	0	7	10
Indianapolis	14	17	10	0	41



Peyton Manning set the team's single-game playoff record with five touchdown passes against Denver.

## AFC DIVISIONAL – JAN. 11, 2004 ARROWHEAD STADIUM

**INDIANAPOLIS 38, KANSAS CITY 31** – Attendance 79,159. Indianapolis scored on six-of-eight possessions to defeat Kansas City. Peyton Manning was 22-30-304, 3 TDs, while Edgerin James was 26-125, 2 TDs rushing (11T, 1T). The Colts led the entire contest, amassing 31 of their points in the first three quarters. Indianapolis netted 434 yards of offense and did not punt for the second consecutive playoff game. Marvin Harrison (6-98), Reggie Wayne (6-83, 1 TD; 19T) and Brandon Stokley (4-57, 1 TD; 29T) had big days. Priest Holmes rushed 24 times for 176 yards with two rushing touchdowns for the Chiefs.

	1	2	3	4	F
Indianapolis	14	7	10	7	38
Kansas City	3	7	14	7	31

# HISTORY



## AFC CHAMPIONSHIP – JAN. 18, 2004 GILLETTE STADIUM

**NEW ENGLAND 24, INDIANAPOLIS 14** – Attendance 68,436. New England opened up a 15-0 halftime lead in topping the Colts in the conference title bout. Adam Vinatieri booted field goals of 31, 25, 27, 21 and 34 yards to help provide the difference. Edgerrin James' two-yard touchdown run in the third quarter brought the Colts within eight points. Indianapolis scored on a seven-yard Marcus Pollard reception with 2:27 left, but one final Colts possession failed. New England sacked Peyton Manning four times and intercepted four passes in a contest played in snowy conditions and 32 degree weather.

	1	2	3	4	F
Indianapolis	0	0	7	7	14
New England	7	8	6	3	24

## AFC WILD CARD – JAN. 9, 2005 RCA DOME

**INDIANAPOLIS 49, DENVER 24** – Attendance 56,609. The Colts took a 35-3 halftime lead in beating Denver, 49-24. Peyton Manning (27-33-458, 4 TDs/1 INT), passed for 361 yards and three scores in the first half, while Reggie Wayne (10-221, 2 TDs; 35t, 43t) set the club's single-game playoff mark for reception yards. Indianapolis produced 396 of its 530 net yards in the opening half. Manning and Edgerrin James (18-63, 1 TD) had two of the club's three rushing touchdowns. The Colts 49 points established a club playoff record.

	1	2	3	4	F
Denver	0	3	14	7	24
Indianapolis	14	21	0	14	49

## AFC DIVISIONAL – JAN. 16, 2005 GILLETTE STADIUM

**NEW ENGLAND 20, INDIANAPOLIS 3** – Attendance 68,756. Controlling the ball for 37:43 of the contest, including 21 of the game's final 30 minutes, New England posted a 20-3 victory over the Colts. The Patriots gained a 6-3 halftime lead as Adam Vinatieri (24, 31) and Mike Vanderjagt (23) had second quarter field goals. Tom Brady (18-27-144, 1 TD) later guided 87- and 94-yard touchdown drives, aided by Corey Dillon (23-144). The Patriots defense forced three turnovers and limited the Colts to 46 rushing yards. Peyton Manning was 27-42-238, 1 INT, but New England amassed 210 rushing yards.

	1	2	3	4	F
Indianapolis	0	3	0	0	3
New England	0	6	7	7	20

## AFC DIVISIONAL – JAN. 15, 2006 RCA DOME

**PITTSBURGH 21, INDIANAPOLIS 18** – Attendance 57,449. Pittsburgh assumed a 7-0 lead on its first possession and grew the lead to 21-3 entering the fourth quarter, then withstood a late Colts charge to win 21-18. Indianapolis overcame a sluggish start to have a final chance to force overtime as Peyton Manning (22-38-290, 1 TD) marched the Colts back into contention. Manning hit Dallas Clark on a 50-yard touchdown pass early in the final period, then Edgerrin James tallied on a three-yard touchdown rush with 4:24 left to mount the charge. Nick Harper returned a late fumble 35 yards to give the Colts one final chance. The club moved to the Pittsburgh 28-yard line, but Mike Vanderjagt was wide right with a 46-yard field goal with 17 seconds remaining.

	1	2	3	4	F
Pittsburgh	14	0	7	0	21
Indianapolis	0	3	0	15	18

## AFC WILD CARD – JAN. 6, 2007 RCA DOME

**INDIANAPOLIS 23, KANSAS CITY 8** – Attendance 57,215. Indianapolis scored the initial 16 points and held Kansas City without a first down for the game's opening 42 minutes in posting a 23-8 win. Adam Vinatieri (48, 19, 50) hit three field goals and Joseph Addai (25-122, 1 TD) tallied on a six-yard touchdown burst before Peyton Manning (30-38-268, 1 TD/3 INTs) hit Reggie Wayne on a five-yard touchdown strike early in the fourth quarter. Indianapolis produced 4.0 sacks and three takeaways, while allowing 44 yards on 17 rushes. Indianapolis outgained Kansas City, 435-126, including 188-44 on the ground, marking the fewest net yards and rushing yards allowed in club playoff history.

	1	2	3	4	F
Kansas City	0	0	8	0	8
Indianapolis	6	3	7	7	23

## AFC DIVISIONAL – JAN. 13, 2007 M&T BANK STADIUM

**INDIANAPOLIS 15, BALTIMORE 6** – Attendance 71,162. Adam Vinatieri's five field goals (23, 42, 51, 38, 35) helped produce a 15-6 win at Baltimore. The Colts scored seven minutes into the game and moved to a 9-3 halftime lead in a contest they never trailed. Vinatieri's final field goal with 23 seconds remaining sealed the win, set a club playoff record and tied the league mark he already shared with six other kickers. Peyton Manning was 15-30-170, 2 INTs. Indianapolis had 100 rushing yards, while the Ravens amassed 83. A resilient Colts defense produced 2.0 sacks and four takeaways.

	1	2	3	4	F
Indianapolis	6	3	3	3	15
Baltimore	0	3	0	3	6

## AFC CHAMPIONSHIP – JAN. 21, 2007 RCA DOME

**INDIANAPOLIS 38, NEW ENGLAND 34** – Attendance 57,433. Erasing an 18-point deficit with a 32-point second half flurry, the Colts captured the AFC Championship, 38-34, over New England. Peyton Manning (27-47-349, 1 TD/INT) scored on a one-yard touchdown rush, tossed a one-yard touchdown pass and guided the club to 17 fourth quarter points. Indianapolis had 455 net yards, with second half scoring drives of 76, 76, 67, 59 and 80 yards. Joseph Addai's three-yard touchdown rush with 1:00 left was the winning score. Adam Vinatieri hit field goals of 42, 26 and 36 yards, while Jeff Saturday (fumble recovery) and Dan Klecko (one-yard touchdown reception) scored touchdowns. New England bolted to a 21-3 lead before the Colts produced the largest championship game comeback in NFL Super Bowl-era history. Indianapolis knotted the contest at 21-21, 28-28 and 31-31 during the comeback.

	1	2	3	4	F
New England	7	14	7	6	34
Indianapolis	3	3	15	17	38



The Colts produced the largest championship game comeback in NFL Super Bowl era history with a 38-34 win against New England.

## SUPER BOWL XLI – FEB. 4, 2007 DOLPHIN STADIUM

**INDIANAPOLIS 29, CHICAGO 17** – Attendance 74,512. The Colts earned a fourth World Championship in besting Chicago in Super Bowl XLI, 29-17. The Colts overcame a 14-6 second quarter deficit. Led by Peyton Manning (25-38-247, 1 TD/INT), a rushing attack that produced 191 yards and a defense that surrendered only 11 first downs and 265 net yards while producing five turnovers, the Colts outscored the Bears 23-3 over the game's final 41 minutes. Manning hit Reggie Wayne (2-61, 1 TD; 53t) for the club's first score. Dominic Rhodes tallied a one-yard touchdown rush in the second quarter, and Indianapolis did not relinquish the lead. Adam Vinatieri added field goals of 29, 24 and 20 yards, then Kelvin Hayden's 56-yard touchdown interception return early in the fourth quarter provided the final points. Manning earned Most Valuable Player honors, becoming the first Colts Super Bowl MVP. Addai (10-66) set a then Super Bowl reception mark for a running back.

	1	2	3	4	F
Indianapolis	6	10	6	7	29
Chicago	14	0	3	0	17



The Colts defeated Chicago in Super Bowl XLI for the team's fourth World Championship.

## AFC DIVISIONAL – JAN. 13, 2008 RCA DOME

**SAN DIEGO 28, INDIANAPOLIS 24** – Attendance 56,950. In a contest featuring six lead changes, San Diego took a 28-24 Divisional Playoff victory over Indianapolis. The Chargers were directed by Philip Rivers (14-19-264, 3 TDs/1 INT) for the first three quarters and by Billy Volek (3-4-48/3-(-1), 1 TD rushing) for the final quarter. Volek's score proved to be the decisive tally. Peyton Manning was 33-48-402, 3 TDs/2 INTs, teaming on scoring plays with Reggie Wayne (7-76, 1 TD; 9t), Anthony Gonzalez (4-79, 1 TD; 55t) and Dallas Clark (6-95, 1 TD; 25t). Indianapolis suffered turnovers at the San Diego 22-, 11- and two-yard lines, and failed to convert a possession inside the 10 in the final three minutes.

	1	2	3	4	F
San Diego	0	7	14	7	28
Indianapolis	7	3	7	7	24

## AFC WILD CARD – JAN. 3, 2009 QUALCOMM STADIUM

**SAN DIEGO 23, INDIANAPOLIS 17** – Attendance 68,082. San Diego tied the contest on a 26-yard field goal in the final minute of regulation, then scored on an overtime-opening possession to top Indianapolis, 23-17. Darren Sproles produced 328 total yards (23-105, 2 TDs rushing; 9t, 22t/5-45 receiving/4-106 KOR/3-72 PR), and his second rushing touchdown settled the outcome. Peyton Manning was 25-42-310, 1 TD, combining with Dallas Clark (7-33), Anthony Gonzalez (6-97) and Reggie Wayne (4-129, 1 TD; 72t) to help keep the Colts in the hunt. Mike Scifres was 6-52.7, (six inside the 20) for the Chargers. Two first half boots pinned the Colts deep and resulted in short touchdown drives. His final kick to the Colts one in the last three minutes set the stage for the tying score. Manning joined quarterbacks Brett Favre, Dan Marino, John Elway and Joe Montana as the only players with 40,000-plus regular-season and 4,000-plus playoff passing yards.

	1	2	3	4	OT	F
Indianapolis	7	3	7	0	0	17
San Diego	0	14	0	3	6	23

## AFC DIVISIONAL – JAN. 16, 2010 LUCAS OIL STADIUM

**INDIANAPOLIS 20, BALTIMORE 3** – Attendance 67,535. Breaking a 3-3 tie with 14 points in the final two minutes of the second quarter, Indianapolis produced a 20-3 victory over Baltimore. The Colts and Ravens traded field goals on their first possessions in a game where touchdowns were a premium. Peyton Manning was 30-44-246, 2 TDs/1 INT, teaming with Austin Collie (4-52, 1 TD; 10t) and Reggie Wayne (8-63, 1 TD; 3t) for the scores that gave the Colts a cushion. Collie's score broke the tie, while Wayne's scoring reception came with three seconds left in the first half as the Colts built a 17-3 lead. Matt Stover opened the game with a 44-yard field goal, and his 33-yard boot early in the fourth quarter provided the final points. Indianapolis forced four takeaways in the second half to earn the win. Reggie Wayne became the 11th player with 1,000-plus playoff receiving yards. Indianapolis limited the potent Baltimore rushing attack to 87 yards. The attendance of 67,535 set a franchise record.

	1	2	3	4	F
Baltimore	3	0	0	0	3
Indianapolis	3	14	0	3	20



## AFC CHAMPIONSHIP – JAN. 24, 2010 LUCAS OIL STADIUM

**INDIANAPOLIS 30, NEW YORK JETS 17** – Attendance 67,650. Erasing an 11-point second quarter deficit by scoring the game's final 24 points, Indianapolis earned a 30-17 victory over the New York Jets in the AFC Championship Game. The Jets bolted to a 17-6 lead, but the Colts cut it to 17-13 just prior to the half. Indianapolis then tallied 17 second half points to produce the victory. Peyton Manning was 26-39-377, 3 TDs, teaming with Pierre Garcon (11-151, 1 TD; 4t) and Austin Collie (7-123, 1 TD; 16t) on the majority of his completions. Dallas Clark (4-35, 1 TD) tallied a 15-yard touchdown reception midway through the fourth quarter to give the club a 10-point lead, and the final of three Matt Stover fields goals (25, 19, 21) with 2:29 to play marked the game's final points. Manning produced his seventh career 300-plus passing playoff game. This marked the fourth time the club had two 100-plus receivers in a playoff game. Jim Caldwell became the fifth rookie head coach to reach the Super Bowl. The attendance of 67,650 set a franchise record. The Colts qualified for their fourth Super Bowl (III, V, XLI, XLIV), with all four of those contests played in Miami.

	1	2	3	4	F
New York	0	17	0	0	17
Indianapolis	0	13	7	10	30

## SUPER BOWL XLIV – FEB. 7, 2010 SUN LIFE STADIUM

**NEW ORLEANS 31, INDIANAPOLIS 17** – Attendance 74,059. Scoring the first 10 points of the game and with a chance to tie matters in the waning minutes, Indianapolis fell to New Orleans in Super Bowl XLIV, 31-17, at Sun Life Stadium in Miami Gardens, Fla. The Colts bolted to a 10-0 first quarter advantage on 53- and 96-yard scoring drives, the second one ending on a 19-yard touchdown pass from Peyton Manning (31-45-333, 1 TD/INT) to Pierre Garcon (5-66, 1 TD). New Orleans cut the halftime deficit with two second quarter field goals by Garrett Hartley (46, 44, 47), with the 44-yarder coming at the gun. After recovering a second half-opening outside kick, Drew Brees (32-39-288, 2 TDs) hit Pierre Thomas on a 16-yard touchdown pass for a 13-10 Saints lead. Joseph Addai (13-77, 1 TD) tallied on a four-yard touchdown rush as the Colts took a 17-13 lead midway through the third quarter. Hartley's third boot later in the quarter cut the margin to 17-16. Brees hit Jeremy Shockey on a two-yard touchdown pass, and his two-point pass to Lance Moore with 5:42 left in the game gave New Orleans a 24-17 lead. A final Colts chance to square the title contest ended with Tracy Porter's 74-yard interception return for a touchdown with 3:12 left. Manning recorded his eighth career 300-plus passing postseason game. Super Bowl XLIV generated an average of 106.5 million viewers to become the most watched program in United States history. The contest was seen by an estimated 153.4 million viewers.

	1	2	3	4	F
New Orleans	0	6	10	15	31
Indianapolis	10	0	7	0	17

## AFC WILD CARD – JAN. 8, 2011 LUCAS OIL STADIUM

**NEW YORK JETS 17, INDIANAPOLIS 16** – Attendance 65,332. A low-scoring, seesaw battle was settled at the final gun as Nick Folk booted a 32-yard field goal as the New York Jets topped the Colts, 17-16. Indianapolis earned 7-0, 10-7 and 16-14 leads, with the final one coming with 53 seconds remaining on Adam Vinatieri's 50-yard field goal. Peyton Manning was 18-26-225 passing, finding Pierre Garcon (5-112, 1 TD; 57t) for the first score. LaDainian Tomlinson (16-82, 2 TDs) had two second half one-yard touchdown rushes, tying the contest, then giving New York a 14-10 lead with 9:59 left. Vinatieri hit two other field goals (47, 32) and cut the deficit to 14-13 with 4:37 to go. The Jets rushed 38-169, while the Colts were 27-93.

	1	2	3	4	F
New York	0	0	7	10	17
Indianapolis	0	7	3	6	16

## AFC WILD CARD – JAN. 6, 2013 M&T BANK STADIUM

**BALTIMORE 24, INDIANAPOLIS 9** – Attendance 71,379. The Colts fell to the Baltimore Ravens by a 24-9 margin in an AFC Wild Card Playoff meeting at M&T Bank Stadium. Andrew Luck completed 28-of-54 passes for 288 yards and became the first quarterback selected No. 1 overall to start a postseason game as a rookie. Luck compiled the second-most passing yards by a rookie quarterback in a playoff game and set an NFL record for passing attempts (54) by a rookie in a single postseason game. Reggie Wayne led the team in receiving with nine catches for 114 yards. With nine catches, he improved to second all-time in postseason career receptions (92) and fourth in postseason career receiving yards (1,242). The Colts kept the game close at halftime as two Adam Vinatieri field goals cut Baltimore's lead to 10-6. Big plays held the Ravens momentum in the second half, however, as Dennis Pitta and Anquan Boldin recorded touchdown receptions of 20 and 18 yards, respectively. Boldin led both teams in receiving with 145 yards while Bernard Pierce logged 103 rushing yards. Defensively for the Colts, Robert Mathis notched sack number 4.5 in his postseason career, while contributing with seven tackles.

	1	2	3	4	F
Indianapolis	0	6	3	0	9
Baltimore	0	10	7	7	24

## AFC WILD CARD – JAN. 4, 2014 LUCAS OIL STADIUM

**INDIANAPOLIS 45, KANSAS CITY 44** – Attendance 63,551. After falling behind by 28 points in the second half of play, the Colts recorded the second-largest comeback in NFL postseason history, completing a 45-44 victory against Kansas City in a Wild Card meeting. The two teams combined for 1,049 net yards, which set a new NFL postseason mark while the 536 net yards from the Colts set a franchise postseason record. Quarterback Andrew Luck threw for 443 yards and four touchdowns in the win. Down 28 points, Luck rallied Indianapolis to three touchdowns in a nine-minute span in the third quarter to bring the team within 10 points of the Chiefs lead. Luck then recovered a fumble for a five-yard touchdown prior to finding wide receiver T.Y. Hilton for the 64-yard game-winning touchdown with 4:21 remaining in the fourth quarter. Luck's passing yardage and touchdown total both rank as the second-highest marks in franchise postseason history. Wide receiver T.Y. Hilton tallied a

# HISTORY



career-day with 13 catches for 224 yards and two touchdowns. His 13 catches tied for the second-most in an NFL postseason game and his 224 yards ranked as the third-most in league postseason annals. Running back Donald Brown contributed with a rushing and receiving touchdown and became the first Colts player with a rushing and receiving score in a playoff game in the Super Bowl era. Defensively, Robert Mathis contributed with a sack-forced fumble to go along with three tackles.

	1	2	3	4	F
Kansas City	10	21	10	3	44
Indianapolis	7	3	21	14	45



Quarterback Andrew Luck led the Colts to the second-largest comeback in NFL postseason history with a Wild Card victory against Kansas City.

## AFC DIVISIONAL – JAN. 11, 2014 GILLETTE STADIUM

**NEW ENGLAND 43, INDIANAPOLIS 22** – Attendance 68,756. Indianapolis' 2013 season came to a close after the Colts fell to the New England Patriots in an AFC Divisional Playoff meeting, 43-22. The Patriots jumped out to an early 14-0 lead after LeGarrette Blount found the end zone on back-to-back drives. Blount led both teams in rushing with 166 yards and four touchdowns. The Colts found the scoreboard in the first quarter when wide receiver LaVon Brazill hauled in his first of two touchdowns from quarterback Andrew Luck. Following Blount's third score of the game in the second quarter, Indianapolis tallied eight unanswered points on two Adam Vinatieri field goals and a safety. The 21-15 deficit was as close as the Colts would get as Patriots running back Stevan Ridley tallied two rushing touchdowns and Blount added his fourth score of the contest in the second half en route to a 21-point victory. Luck completed 20-of-41 passes for 331 yards, two touchdowns and four interceptions for a 53.0 passer rating. Wide receiver T.Y. Hilton led the team in receiving with four catches for 103 yards and Brazill finished with two receptions for 73 yards and two touchdowns.

	1	2	3	4	F
Indianapolis	7	5	10	0	22
New England	14	7	8	14	43

## AFC WILD CARD – JAN. 4, 2015 LUCAS OIL STADIUM

**INDIANAPOLIS 26, CINCINNATI 10** – Attendance 63,385. The Colts advanced to the AFC Divisional Playoff round with a 26-10 victory over the Cincinnati Bengals at Lucas Oil Stadium. Following a 13-10 halftime advantage, Indianapolis notched 13 unanswered second half points and the defense held the Bengals to five consecutive three-and-outs. The Colts offense totaled their third-highest single-game postseason net yardage total (482 yards) as Andrew Luck completed 31-of-44 passes for 376 yards and one touchdown for a 104.0 passer rating. Luck gave Indianapolis a 20-10 lead when he found Donte Moncrief for a 36-yard touchdown in the third quarter. Adam Vinatieri contributed with 14 points, which is the third-most by a player in a single postseason game in Colts history. His four field goals made were the second-most by a kicker in Colts postseason history and he set the team record for the longest field goal in a postseason game with his 53-yard conversion in the fourth quarter. Daniel Herron tied the team record for receptions by a running back in a postseason contest (10) while T.Y. Hilton recorded his third career postseason game with 100-plus receiving yards (103). Defensively, Jerrell Freeman led the team in tackles while adding 1.5 sacks and one forced fumble.

	1	2	3	4	F
Cincinnati	7	3	0	0	10
Indianapolis	7	6	10	3	26



The Colts offense posted 482 yards in a win against Cincinnati.

## AFC DIVISIONAL – JAN. 11, 2015 SPORTS AUTHORITY FIELD AT MILE HIGH

**INDIANAPOLIS 24, DENVER 13** – Attendance 76,867. Indianapolis advanced to the AFC Championship Game following a 24-13 victory over the Denver Broncos at Sports Authority Field at Mile High. The win snapped a three-game playoff road losing streak, which dated back to 2006. Denver scored a touchdown on its opening offensive drive of the game, however the Colts defense countered by holding the Broncos to three punts and one fumble on their next four possessions. Indianapolis posted back-to-back touchdown drives in the second quarter en route to a 14-10 halftime lead. Daniel Herron found the end zone on a six-yard rush followed by Andrew Luck's first touchdown pass of the game to Dwayne Allen (three yards). Luck then opened the third quarter with a 15-yard touchdown pass to Hakeem Nicks, giving the Colts a 21-10 advantage. Indianapolis' defense only allowed one second half field goal and limited Denver to 288 net yards in the victory. Luck finished the game having completed



# HISTORY



27-of-43 passes for 265 yards, two touchdowns and two interceptions for a 76.2 passer rating. Herron led the team with 23 carries for 63 yards while adding eight receptions for 32 yards. Defensively, Vontae Davis contributed a postseason career-high five passes defended.

	1	2	3	4	F
Indianapolis	0	14	7	3	24
Denver	7	3	0	3	13

## AFC CHAMPIONSHIP – JAN. 18, 2015 GILLETTE STADIUM

**NEW ENGLAND 45, INDIANAPOLIS 7** – Attendance 68,756. Indianapolis' season came to an end in the AFC Championship Game following a 45-7 defeat against the New England Patriots at Gillette Stadium. The Patriots took a 14-0 lead in the first quarter scoring touchdowns on their second and third possessions of the game. Following a D'Qwell Jackson interception, the Colts drove 73 yards in 10 plays and cut the score to 14-7 after a Zurlon Tipton one-yard touchdown run. That's as close as Indianapolis would get as the defense surrendered four consecutive touchdown drives in the second half, two of which were capped by running back LeGarrette Blount. Blount finished the game with 148 rushing yards and three touchdowns. For the Colts, Andrew Luck completed 12-of-33 passes for 126 yards, no touchdowns and two interceptions. Daniel Herron led the team with 10 rushes for 51 yards (5.1 avg.) with a long rush of 17 yards. He added two receptions for 11 yards. In three postseason contests in 2015, he totaled 20 receptions which ranks as the fourth-most catches by a Colt in a single postseason in franchise history. Following his lone extra point of the game, Adam Vinatieri set a then NFL record with his 30th career postseason game played surpassing Jerry Rice's mark of 29 games.

	1	2	3	4	F
Indianapolis	0	7	0	0	7
New England	14	3	21	7	45

## AFC WILD CARD – JAN. 5, 2019 NRG STADIUM

**INDIANAPOLIS 21, HOUSTON 7** – Attendance 71,798. The Colts won their Wild Card Playoff meeting against the Houston Texans, 21-7, at NRG Stadium. Indianapolis scored touchdowns on three of its first four possessions of the game to take a 21-0 lead at halftime. Andrew Luck threw touchdown passes to Eric Ebron and Dontrelle Inman while Marlon Mack contributed with a two-yard rushing touchdown. Houston scored the only points of the second half when Keke Coutee found the end zone on a six-yard reception with 10:57 remaining in the fourth quarter. The Texans got the ball back after forcing a Colts punt, but turned the ball over on downs, which clinched the victory for Indianapolis. Luck threw for 222 yards and two touchdowns while Marlon Mack led both teams in rushing with 148 yards and one score on 24 carries. Defensively, Darius Leonard led the team with 13 tackles while Kenny Moore II contributed with one interception and 1.0 sack.

	1	2	3	4	F
Indianapolis	14	7	0	0	21
Houston	0	0	0	7	7

## AFC DIVISIONAL – JAN. 12, 2019 ARROWHEAD STADIUM

**KANSAS CITY 31, INDIANAPOLIS 13** – Attendance 76,765. The Colts season ended following an AFC Divisional Playoff loss to the Kansas City Chiefs, 31-13, at Arrowhead Stadium. The Chiefs took a 17-0 lead in the second quarter following touchdown runs from Damien Williams and Tyreek Hill and a Harrison Butker 39-yard field goal. Indianapolis got on the board in the second quarter with a blocked punt recovered by Zach Pascal for a touchdown. Chiefs quarterback Patrick Mahomes added a four-yard touchdown run with 1:40 remaining in the second quarter to give Kansas City a 24-7 halftime lead. The teams traded touchdowns in the fourth quarter as Kansas City clinched a 31-13 victory. Andrew Luck threw for 203 yards and one touchdown and T.Y. Hilton caught four passes for 60 yards and one score. Defensively, Darius Leonard led the team with 14 tackles while adding one forced fumble and one fumble recovery.

	1	2	3	4	F
Indianapolis	0	7	0	6	13
Kansas City	14	10	0	7	31



## ALL-TIME HONORS

### ALL-PRO AND ALL-NFL TEAMS

(**BOLD** designates first-team)

#### LEGEND:

AP-Associated Press      CPFN-College and Pro Football Newsweekly      FD-Football Digest      FN-Football News  
 HOF-Pro Football Hall of Fame      NEA-Newspaper Enterprise Association      NYN-New York (Daily) News      PFW-Pro Football Weekly  
 PFWA-Pro Football Writers of Amer.      SI-Sports Illustrated      SN-Sporting News      UPI-United Press International      USA-USA Today

1950		1959	
WR-Paul Salata	AP	RB-Alan Ameche	AP, NYN
HB-Billy Stone	AP	WR-Raymond Berry	<b>AP, UPI, NEA, NYN</b>
		DB-Milt Davis	<b>NEA, UPI, NYN</b>
		DT-Gene Lipscomb	<b>AP, UPI, NYN, NEA</b>
		DE-Gino Marchetti	<b>AP, NEA, UPI, NYN</b>
		RB-Lenny Moore	<b>AP, NEA, NYN, UPI</b>
		DB-Andy Nelson	<b>NYN, UPI</b>
		OT-Jim Parker	<b>AP, UPI, NEA, NYN</b>
		LB-Bill Pellington	NEA
		LB-Don Shinnick	UPI
		OG-Art Spinney	<b>UPI, NYN, AP, NEA</b>
		DB-Carl Taseff	UPI
		QB-John Unitas	<b>NEA, AP, UPI, NYN</b>
1953		1960	
LB-Alex Agase	AP, UPI	WR-Raymond Berry	<b>AP, UPI, NEA, NYN,</b>
OG-Dick Barwegan	AP	DE-Ordell Braase	NYN, UPI
C-Brad Ecklund	NYN	DT-Art Donovan	AP
HB-Tom Keane	<b>AP, UPI, NYN</b>	DT-Gene Lipscomb	<b>NEA, NYN, UPI</b>
OG-Bill Lange	NYN	DE-Gino Marchetti	<b>AP, NEA, UPI, NYN</b>
DB-Bert Rechichar	UPI, NYN, AP	RB-Lenny Moore	<b>AP, UPI, NEA, NYN</b>
RB-George Taliaferro	AP	DB-Andy Nelson	UPI, NEA
		C-Buzz Nutter	UPI
		OT-Jim Parker	<b>AP, UPI, NEA, NYN</b>
		LB-Bill Pellington	NEA, UPI
		DB-John Sample	NYN
		LB-Don Shinnick	UPI
		OG-Art Spinney	NEA, UPI
		QB-John Unitas	UPI, NYN, NEA
1954		1961	
DT-Art Donovan	<b>AP, UPI, NYN, SN</b>	WR-Raymond Berry	NEA, UPI
HB-Tom Keane	UPI	DE-Gino Marchetti	<b>AP, NEA, UPI, NYN</b>
DE-Gino Marchetti	AP, UPI	RB-Lenny Moore	<b>AP, UPI, NEA, NYN</b>
DB-Bert Rechichar	UPI	OT-Jim Parker	<b>AP, NEA, NYN, UPI</b>
		LB-Bill Pellington	NEA
1955		1962	
RB-Alan Ameche	<b>AP, UPI, SN, NYN, NEA</b>	DB-Bobby Boyd	UPI, NEA
LB-Joe Campanella	AP	DE-Gino Marchetti	<b>AP, NEA, UPI, FN</b>
DT-Art Donovan	<b>AP, UPI, NEA, SN, NYN</b>	DB-Andy Nelson	UPI
DT-Tom Finnin	AP	OT-Jim Parker	<b>AP, NEA, FN, UPI</b>
DE-Gino Marchetti	NEA, NYN, AP	LB-Bill Pellington	UPI, NEA
DB-Bert Rechichar	<b>NEA, NYN, UPI, AP</b>	LB-Don Shinnick	UPI
QB-George Shaw	AP		
C-Dick Szymanski	UPI, NYN, AP		
1956		1963	
RB-Alan Ameche	AP, NYN, NEA	WR-Raymond Berry	AP, UPI
DT-Art Donovan	<b>AP, NEA, NYN, UPI</b>	DB-Bobby Boyd	AP
DE-Gino Marchetti	<b>NEA, NYN, AP, UPI</b>	TE-John Mackey	UPI
RB-Lenny Moore	NYN	DE-Gino Marchetti	<b>NEA, NYN, AP, UPI</b>
		OT-Jim Parker	<b>AP, NEA, UPI, NYN</b>
		LB-Don Shinnick	AP
		C-Dick Szymanski	AP
		QB-John Unitas	AP, UPI, NYN, NEA
1957		1964	
WR-Raymond Berry	AP	WR-Raymond Berry	UPI
DB-Milt Davis	<b>AP, UPI, NYN</b>	DB-Bobby Boyd	<b>AP, UPI, NEA, NYN, FN</b>
DT-Art Donovan	<b>AP, UPI, NEA, NYN</b>		
DE-Gino Marchetti	<b>AP, NEA, UPI, NYN</b>		
RB-Lenny Moore	UPI, NEA		
TE-Jim Mutscheller	UPI, NEA, NYN		
OG-Art Spinney	NYN		
QB-John Unitas	<b>NEA, AP, UPI, NYN</b>		
1958			
RB-Alan Ameche	AP, UPI, NYN, NEA		
WR-Raymond Berry	<b>AP, UPI, NEA, NYN</b>		
DT-Art Donovan	<b>NYN, UPI, AP, NEA</b>		
DT-Gene Lipscomb	<b>AP, UPI, NEA, NYN</b>		
DE-Gino Marchetti	<b>AP, NEA, UPI, NYN</b>		
RB-Lenny Moore	<b>AP, UPI, NEA, NYN</b>		
DB-Andy Nelson	<b>NYN, AP, UPI, NEA</b>		
OT-Jim Parker	<b>AP, UPI, NEA, NYN</b>		
LB-Bill Pellington	NEA		
OG-Alex Sandusky	UPI		
OG-Art Spinney	AP, UPI, NEA		
DB-Carl Taseff	AP, UPI		
QB-John Unitas	<b>NEA, AP, UPI, NYN</b>		

# HISTORY



## 1964 (cont)

DE-Ordell Braase	UPI
DB-Jerry Logan	UPI
DE-Gino Marchetti	<b>AP, NEA, UPI, NYN, FN</b>
RB-Lenny Moore	<b>AP, UPI, NEA, NYN, FN</b>
OT-Jim Parker	<b>AP, UPI, NEA, NYN, FN</b>
LB-Bill Pellington	NEA, AP, UPI
OT-George Preas	AP, UPI, NEA
OG-Alex Sandusky	AP, UPI, NEA, NYN
LB-Steve Stonebreaker	UPI, NYN
C-Dick Szymanski	AP, UPI
QB-John Unitas	<b>NEA, AP, UPI, NYN, FN</b>
OT-Bob Vogel	<b>NEA, UPI</b>

## 1965

WR-Raymond Berry	<b>NEA, AP, NYN</b>
DB-Bobby Boyd	<b>AP, UPI, NEA, NYN, FN</b>
DE-Ordell Braase	<b>NEA, NYN, UPI</b>
LB-Dennis Gaubatz	<b>FN, UPI</b>
TE-John Mackey	AP, UPI
WR-Jimmy Orr	<b>AP, NEA, UPI, NYN</b>
OT-Jim Parker	<b>AP, UPI, NEA, NYN, FN</b>
OG-Alex Sandusky	UPI
LB-Steve Stonebreaker	<b>NYN, UPI, NEA</b>
C-Dick Szymanski	AP, UPI
QB-John Unitas	<b>NEA, AP, UPI, NYN</b>
OT-Bob Vogel	<b>NEA, NYN, AP, UPI</b>

## 1966

WR-Raymond Berry	UPI
DB-Bobby Boyd	<b>UPI, PFWA, AP, NYN</b>
DE-Ordell Braase	<b>NEA, AP, UPI</b>
TE-John Mackey	<b>AP, UPI, NEA, NYN, PFWA</b>
OT-Jim Parker	NYN, UPI
OT-Bob Vogel	UPI

## 1967

DB-Bobby Boyd	<b>FN, UPI</b>
DE-Ordell Braase	NYN, AP, UPI, NEA, FN
TE-John Mackey	<b>AP, NEA, NYN, UPI, FN</b>
DT-Fred Miller	NEA
WR-Willie Richardson	AP, UPI, NEA, NYN, NEA
C-Dick Szymanski	FN
QB-John Unitas	<b>NEA, AP, UPI, NYN, FN</b>
OT-Bob Vogel	<b>NEA</b>
DB-Rick Volk	FN

## 1968

DB-Bobby Boyd	<b>AP, UPI, NYN, FN, PFWA</b>
LB-Mike Curtis	<b>AP, UPI, NYN, FN, PFWA, PFW, NEA</b>
DB-Jerry Logan	PFWA
TE-John Mackey	<b>AP, UPI, NEA, NYN, PFWA, FN, PFW</b>
DT-Fred Miller	UPI, NYN, PFWA
QB-Earl Morrall	<b>AP, UPI, NEA, NYN, FN, PFWA</b>
OG-Glenn Ressler	NYN, FN
WR-Willie Richardson	PFWA
DT-Billy Ray Smith	AP
DE-Bubba Smith	AP, UPI, NYN, PFWA
OT-Bob Vogel	<b>NYN, UPI, FN, PFWA, AP, NEA</b>
DB-Rick Volk	<b>NEA, PFWA, UPI</b>

## 1969

C-Bill Curry	AP, UPI, PFW
LB-Mike Curtis	NEA, NYN
P-David Lee	<b>HOF, PFWA, NEA, PFW</b>
RB-Tom Matte	NEA, PFW
OT-Bob Vogel	UPI, NYN
DB-Rick Volk	NEA



Jim Parker

## 1970

P-David Lee	PFWA
DE-Bubba Smith	<b>FN, PFWA</b>

## 1971

C-Bill Curry	NEA, FN, PFWA
LB-Mike Curtis	FN
LB-Ted Hendricks	<b>AP, NEA, FN, PFWA, PFW</b>
DE-Bubba Smith	<b>FN, AP, NEA, PFWA, PFW</b>
DB-Rick Volk	<b>NEA, PFWA, AP</b>

## 1972

LB-Ted Hendricks	AP, NEA
------------------	---------

## 1973

LB-Ted Hendricks	NEA
------------------	-----

## 1974

LB-Mike Curtis	<b>FN</b>
----------------	-----------

## 1975

DE-Fred Cook	<b>NYN</b>
DE-John Dutton	AP, FN, PFWA
OT-George Kunz	<b>AP, FN, PFW, PFWA</b>
RB-Lydeell Mitchell	<b>CPFN</b>
LB-Stan White	<b>FN</b>

## 1976

WR-Roger Carr	<b>NYN, AP, PFWA, NEA</b>
DE-John Dutton	<b>AP, NYN, PFWA</b>
DT-Joe Ehrmann	PFWA
QB-Bert Jones	<b>AP, PFWA, NEA, FN, NYN</b>
OT-George Kunz	PFWA, AP, NEA
K-Toni Linhart	<b>NYN</b>
RB-Lydeell Mitchell	AP, NYN

## 1977

DT-Mike Barnes	<b>SN, NYN</b>
DB-Lyle Blackwood	AP
QB-Bert Jones	AP, NEA
OT-George Kunz	AP, NEA
RB-Lydeell Mitchell	AP
LB-Stan White	<b>NYN</b>

## 1983

K-Raul Allegre	FD, NEA
P-Rohn Stark	<b>AP, FD, NEA</b>

# HISTORY



<b>1984</b>	
LB-Vernon Maxwell P-Rohn Stark	CPFN NEA, CPFN

<b>1985</b>	
C-Ray Donaldson OT-Chris Hinton P-Rohn Stark	AP <b>NYN</b> , AP, NEA, FD <b>NEA</b> , AP

<b>1986</b>	
C-Ray Donaldson OT-Chris Hinton P-Rohn Stark	AP AP <b>NEA</b> , CPFN, AP

<b>1987</b>	
K-Dean Biasucci LB-Duane Bickett RB-Eric Dickerson	<b>USA</b> , AP, NEA, CPFN, FD <b>USA</b> , AP, NEA <b>AP</b> , <b>PFWA</b> , <b>NEA</b> , <b>SN</b> , <b>CPFN</b> , <b>USA</b> , <b>FD</b> , <b>PFW</b> <b>NYN</b> , AP, NEA, FD <b>SN</b> , <b>FD</b> , CPFN CPFN <b>NEA</b> , <b>CPFN</b> , <b>FD</b> , AP
<b>1988</b>	
K-Dean Biasucci LB-Duane Bickett RB-Eric Dickerson	<b>SN</b> , <b>NYN</b> , AP AP <b>AP</b> , <b>PFWA</b> , <b>NEA</b> , <b>SN</b> , <b>USA</b> , <b>FD</b> , <b>PFW</b> , <b>CPFN</b> <b>CPFN</b> , NEA, AP NEA, AP
<b>1989</b>	
C-Ray Donaldson OT-Chris Hinton	AP, NEA

<b>1990</b>	
LB-Jeff Herrod P-Rohn Stark PR-Clarence Verdin	AP NEA, AP <b>PFW</b> , CPFN, AP
<b>1992</b>	
LB-Jeff Herrod P-Rohn Stark PR-Clarence Verdin OT-Will Wolford	AP <b>NEA</b> , <b>CPFN</b> , <b>SN</b> , <b>FD</b> , AP AP AP
<b>1993</b>	
P-Rohn Stark	AP
<b>1994</b>	
DB-Ray Buchanan RB-Marshall Faulk	AP AP, CPFN, FD
<b>1995</b>	
RB-Marshall Faulk QB-Jim Harbaugh	AP FD
<b>1996</b>	
K-Cary Blanchard P-Chris Gardocki	<b>AP</b> , <b>PFW/PFWA</b> , <b>SN</b> , <b>FD</b> , <b>CPFN</b> <b>AP</b> , <b>PFW/PFWA</b> , <b>SN</b> , <b>FD</b>
<b>1998</b>	
RB-Marshall Faulk P-Chris Gardocki	AP, SI, CPFN, FD CPFN

<b>1999</b>	
TE-Ken Dilger OT-Tarik Glenn WR-Marvin Harrison RB-Edgerrin James QB-Peyton Manning ST-Ratcliff Thomas K-Mike Vanderjagt	FD <b>CPFN</b> <b>AP</b> , <b>CPFN</b> , <b>FD</b> , <b>PFW/PFWA</b> , <b>SI</b> , <b>SN</b> <b>AP</b> , <b>CPFN</b> , <b>FD</b> , <b>PFW/PFWA</b> , <b>SN</b> , <b>USA</b> AP, CPFN, FD <b>SI</b> <b>SI</b> , AP, CPFN, FD

<b>2000</b>	
WR-Marvin Harrison RB-Edgerrin James QB-Peyton Manning	<b>CPFN</b> , <b>FD</b> , <b>PFW/PFWA</b> , <b>SI</b> , AP <b>FD</b> , <b>SN</b> , AP, CPFN AP

<b>2001</b>	
WR-Marvin Harrison	<b>CPFN</b> , AP

<b>2002</b>	
WR-Marvin Harrison	<b>AP</b> , <b>CPFN</b> , <b>FD</b> , <b>PFW/PFWA</b> , <b>SI</b> , <b>SN</b>

<b>2003</b>	
DE-Dwight Freeny WR-Marvin Harrison QB-Peyton Manning C-Jeff Saturday K-Mike Vanderjagt	<b>FD</b> , AP <b>SI</b> , <b>SN</b> , AP, FD <b>AP</b> , <b>SN</b> , <b>PFW/PFWA</b> , <b>FD</b> <b>FD</b> <b>AP</b> , <b>PFW/PFWA</b> , <b>SN</b> , <b>FD</b> , <b>SI</b>

<b>2004</b>	
DE-Dwight Freeny WR-Marvin Harrison RB-Edgerrin James QB-Peyton Manning C-Jeff Saturday	<b>AP</b> , <b>PFW/PFWA</b> , <b>CPFN</b> , <b>SI</b> , <b>SN</b> , <b>FD</b> <b>FD</b> , <b>SN</b> , AP, CPFN <b>FD</b> , <b>SI</b> , <b>SN</b> , AP, CPFN <b>AP</b> , <b>SN</b> , <b>PFW/PFWA</b> , <b>FD</b> , <b>SI</b> , <b>CPFN</b> FD

<b>2005</b>	
DE-Dwight Freeny WR-Marvin Harrison LB-Cato June OG-Ryan Lilija QB-Peyton Manning DB-Bob Sanders C-Jeff Saturday	<b>AP</b> , <b>PFW/PFWA</b> , <b>SN</b> AP <b>PFW/PFWA</b> , AP <b>SI</b> <b>AP</b> , <b>SN</b> , <b>PFW/PFWA</b> <b>AP</b> <b>AP</b>

<b>2006</b>	
WR-Marvin Harrison QB-Peyton Manning C-Jeff Saturday WR-Reggie Wayne	<b>AP</b> , <b>PFW/PFWA</b> , <b>SI</b> , <b>SN</b> , <b>USA</b> <b>SI</b> , <b>USA</b> , AP <b>USA</b> , AP <b>USA</b>



Dwight Freeny

# HISTORY



## 2007

DB-Bob Sanders **AP, PFW/PFWA, SI, USA, SN**  
C-Jeff Saturday **AP, PFW/PFWA, SI, USA**  
WR-Reggie Wayne **SI, AP**

## 2008

TE-Dallas Clark **SI**  
QB-Peyton Manning **AP, PFW/PFWA, SI**

## 2009

TE-Dallas Clark **SI, AP, PFW PFWA, SN**  
DE-Dwight Freeney **AP, PFW/PFWA, SI, SN**  
QB-Peyton Manning **AP, SN, PFW PFWA, SI**  
WR-Reggie Wayne **AP**

## 2010

WR-Reggie Wayne **AP, PFW/PFWA**

## 2013

LB-Robert Mathis **AP, PFW/PFWA, SN**

## 2014

K-Adam Vinatieri **AP, PFW/PFWA, SN**  
P-Pat McAfee **AP, PFW/PFWA**

## 2016

P-Pat McAfee **SN**

## 2018

G-Quenton Nelson **AP, SN, PFW/PFWA**  
LB-Darius Leonard **AP**

## 2019

G-Quenton Nelson **AP, SN, PFW/PFWA**  
LB-Darius Leonard **AP**



In 2018, LB-Darius Leonard and G/C-Quenton Nelson were each selected as Associated Press First Team All-Pros. Leonard and Nelson join Pro Football Hall of Famers Dick Butkus and Gale Sayers (Chicago, 1965) as the second pair of rookie teammates to be selected First Team All-Pro since the Associated Press started selecting All-Pro teams in 1940.



## ALL-CONFERENCE SELECTIONS

**1956**

RB-Alan Ameche	SN
DT-Art Donovan	SN
DT-Gino Marchetti	SN

**1957**

WR-Raymond Berry	SN
DB-Milt Davis	SN
DT-Art Donovan	SN
DT-Gino Marchetti	SN
RB-Lenny Moore	SN
OT-Jim Parker	SN

**1958**

WR-Raymond Berry	SN
DT-Gene Lipscomb	SN
DT-Gino Marchetti	SN
RB-Lenny Moore	SN
LB-Andy Nelson	SN
LB-Bill Pellington	SN
OG-Art Spinney	SN
QB-John Unitas	SN

**1959**

WR-Raymond Berry	SN
DT-Gino Marchetti	SN
RB-Lenny Moore	SN
LB-Andy Nelson	SN
OT-Jim Parker	SN
QB-John Unitas	SN

**1960**

WR-Raymond Berry	SN
DT-Gene Lipscomb	SN
RB-Lenny Moore	SN
LB-Andy Nelson	SN
OT-Jim Parker	SN
QB-John Unitas	SN

**1961**

DT-Gino Marchetti	SN
RB-Lenny Moore	SN
LB-Andy Nelson	SN
OT-Jim Parker	SN

**1962**

DT-Gino Marchetti	SN
OT-Jim Parker	SN

**1963**

DT-Gino Marchetti	SN
-------------------	----

**1964**

DT-Gino Marchetti	SN
RB-Lenny Moore	SN
OT-Jim Parker	SN
LB-Bill Pellington	SN
QB-John Unitas	SN

**1965**

WR-Jimmy Orr	SN
OT-Jim Parker	SN
LB-Steve Stonebreaker	SN
OT-Bob Vogel	SN

**1966**

P-David Lee	SN
TE-John Mackey	SN
OT-Bob Vogel	SN

**1967**

DB-Bobby Boyd	SN
TE-John Mackey	SN
WR-Willie Richardson	SN
QB-John Unitas	SN
OT-Bob Vogel	SN

**1968**

DB-Bobby Boyd	SN
TE-John Mackey	SN
QB-Earl Morrall	SN
OG-Dan Sullivan	SN
OT-Bob Vogel	SN

**1969**

LB-Mike Curtis	SN
P-David Lee	SN
RB-Tom Matte	SN
OT-Bob Vogel	SN

**1970**

RB-Norm Bulaich	UPI-2
C-Bill Curry	UPI-HM
LB-Mike Curtis	UPI-2
LB-Ted Hendricks	UPI-HM
WR-Eddie Hinton	UPI-HM
DB-Jerry Logan	AP-1, UPI-1
TE-John Mackey	UPI-HM
DE-Bubba Smith	SN, UPI-1
QB-John Unitas	UPI-2
OT-Bob Vogel	UPI-2
DB-Rick Volk	SN, UPI-HM



Gino Marchetti

# HISTORY



---

## 1971

---

C-Bill Curry AP, UPI, PFW, SN  
LB-Mike Curtis UPI-2  
LB-Ted Hendricks AP-1, UPI-1, SN, PFW  
DB-Jerry Logan SN, UPI-2  
LB-Ray May UPI-HM  
DE-Bubba Smith SN, UPI-1, AP-1, PFW  
DB-Charlie Stukes UPI-HM  
OT-Bob Vogel UPI-2, PFW  
DB-Rick Volk AP-1, PFW, UPI-2  
OG-John Williams UPI-HM

---

## 1972

---

C-Bill Curry UPI-HM  
LB-Ted Hendricks AP-1, UPI-1

---

## 1973

---

LB-Ted Hendricks AP-1, UPI-2

---

## 1974

---

LB-Mike Curtis UPI-2

---

## 1975

---

TE-Raymond Chester UPI-HM  
DE-Fred Cook NYN  
DE-John Dutton AP-1, UPI-2, SN  
DT-Joe Ehrmann UPI-HM  
QB-Bert Jones UPI-2  
OT-George Kunz AP-1, UPI-1, SN, PFW, NYN  
RB-Lydell Mitchell UPI-2

---

## 1976

---

WR-Roger Carr AP-1, UPI-2, SN, PFW, NYN  
OG-Elmer Collett UPI-HM  
DE-Fred Cook UPI-2  
DE-John Dutton AP-1, SN, UPI-1, PFW, NYN  
DT-Joe Ehrmann UPI-1, NYN  
QB-Bert Jones AP-1, UPI-1, NYN  
OT-George Kunz AP-1, UPI-1, SN, PFW, NYN  
K-Toni Linhart UPI-1, SN, PFW, NYN  
RB-Lydell Mitchell AP-1, UPI-1, SN, NYN

---

## 1977

---

DT-Mike Barnes SN, UPI-2  
S-Lyle Blackwood UPI-HM  
DE-Fred Cook UPI-2, SN  
DE-John Dutton UPI-1, PFW  
DT-Joe Ehrmann UPI-HM  
OT-George Kunz UPI-1, SN, PFW  
K-Toni Linhart UPI-2  
RB-Lydell Mitchell UPI-1, SN, PFW  
LB-Stan White UPI-2

---

## 1980

---

DB-Bruce Laird UPI-HM, PFW, NYN

---

## 1982

---

P-Rohn Stark UPI-2, NYN

---

## 1983

---

K-Raul Allegre UPI-2  
OT-Chris Hinton UPI-2, PFW  
P-Rohn Stark UPI-2

---

## 1984

---

P-Rohn Stark UPI-2

---

## 1985

---

CB-Eugene Daniel FN  
OT-Chris Hinton UPI-1  
P-Rohn Stark UPI-1, FN

---

## 1986

---

C-Ray Donaldson UPI-2  
OT-Chris Hinton PFW, UPI-1, FN  
P-Rohn Stark UPI-1, FN, PFW

---

## 1987

---

K-Dean Biasucci UPI-1, PFW, FN  
LB-Duane Bickett UPI-1, PFW, FN  
RB-Eric Dickerson UPI-1, PFW, FN  
C-Ray Donaldson UPI-2  
OT-Chris Hinton UPI-2, PFW  
OG-Ron Solt UPI-1, PFW, FN

---

## 1988

---

LB-Duane Bickett UPI-2  
RB-Eric Dickerson UPI-1, PFW, FN  
C-Ray Donaldson UPI-2, PFW, FN  
OT-Chris Hinton UPI-2

---

## 1989

---

C-Ray Donaldson UPI-2, FN  
OT-Chris Hinton PFW, UPI-1  
P-Rohn Stark FN  
PR-Clarence Verdin PFW

---

## 1990

---

LB-Jeff Herrod UPI-2, FN  
P-Rohn Stark UPI-1, PFW  
PR-Clarence Verdin PFW, UPI-1, FN

---

## 1992

---

TE-Kerry Cash FN  
P-Rohn Stark FN, PFW  
PR-Clarence Verdin PFW, UPI-1, FN

---

## 1994

---

DB-Ray Buchanan UPI-2  
RB-Marshall Faulk UPI-1, PFW, FN

---

## 1995

---

RB-Marshall Faulk UPI-2  
QB-Jim Harbaugh UPI-1, PFW, FN

---

## 1996

---

K-Cary Blanchard UPI-1, FN  
P-Chris Gardocki UPI-1, FN

# HISTORY



Marshall Faulk

---

**1998**

RB-Marshall Faulk	PFW, FN
-------------------	---------

---

**1999**

OT-Tarik Glenn	FN
WR-Marvin Harrison	FN, PFW/PFWA
RB-Edgerrin James	FN, PFW/PFWA
QB-Peyton Manning	FN, PFW/PFWA
K-Mike Vanderjagt	FN

---

**2000**

WR-Marvin Harrison	FN, PFW/PFWA
RB-Edgerrin James	FN, PFW/PFWA

---

**2001**

WR-Marvin Harrison	FN, PFW/PFWA
--------------------	--------------

---

**2002**

WR-Marvin Harrison	PFW/PFWA
--------------------	----------

---

**2003**

DE-Dwight Freeney	PFW/PFWA
WR-Marvin Harrison	PFW/PFWA
QB-Peyton Manning	PFW/PFWA
K-Mike Vanderjagt	PFW/PFWA

---

**2004**

DE-Dwight Freeney	PFW/PFWA
WR-Marvin Harrison	PFW/PFWA
QB-Peyton Manning	PFW/PFWA

---

**2005**

DE-Dwight Freeney	PFW/PFWA
WR-Marvin Harrison	PFW/PFWA
RB-Edgerrin James	PFW/PFWA
LB-Cato June	PFW/PFWA
QB-Peyton Manning	PFW/PFWA
S-Bob Sanders	PFW/PFWA
C-Jeff Saturday	PFW/PFWA

---

**2006**

WR-Marvin Harrison	PFW/PFWA
QB-Peyton Manning	PFW/PFWA
C-Jeff Saturday	PFW/PFWA

---

**2007**

S-Bob Sanders	PFW/PFWA
C-Jeff Saturday	PFW/PFWA
WR-Reggie Wayne	PFW/PFWA

---

**2008**

QB-Peyton Manning	PFW/PFWA
DE-Robert Mathis	PFW/PFWA

---

**2009**

TE-Dallas Clark	PFW/PFWA
DE-Dwight Freeney	PFW/PFWA
QB-Peyton Manning	PFW/PFWA

---

**2010**

DE-Dwight Freeney	PFW/PFWA
DE-Robert Mathis	PFW/PFWA
WR-Reggie Wayne	PFW/PFWA

---

**2013**

LB-Robert Mathis	PFW/PFWA
------------------	----------

---

**2014**

K-Adam Vinatieri	PFW/PFWA
P-Pat McAfee	PFW/PFWA

---

**2016**

WR-T.Y. Hilton	PFW/PFWA
P-Pat McAfee	PFW/PFWA

---

**2018**

G-Quenton Nelson	PFW/PFWA
LB-Darius Leonard	PFW/PFWA

---

**2019**

G-Quenton Nelson	PFW/PFWA
LB-Darius Leonard	PFW/PFWA





## NFL ALL-ROOKIE TEAMS

- 1972 - OT-Tom Drougas (PFW)
- 1974 - DE-John Dutton (PFWA, UPI, PFW, FD)  
DE-Fred Cook (UPI, FD)
- 1976 - DT-Ken Novak (PFWA)
- 1979 - DB-Larry Braziel (PFWA)
- 1980 - WR-Ray Butler (PFWA, UPI, PFW, FD)
- 1981 - DT-Bubba Green (PFW)  
DE-Donnell Thompson (PFWA, UPI, PFW)
- 1982 - WR-Matt Bouza (FD)  
LB-Johnie Cooks (PFWA)  
DT-Leo Wisniewski (PFWA, PFW)  
P-Rohn Stark (PFWA, PFW, FD)  
DB-James Burroughs (FD)  
DE-Fletcher Jenkins (PFW)
- 1983 - OG-Chris Hinton (PFWA, UPI, FD)  
LB-Vernon Maxwell (PFWA, UPI, FD)  
OT-Jim Mills (UPI)
- 1984 - OG-Ron Solt (PFWA, UPI, PFW, FD)  
DE-Blaise Winter (PFWA, UPI, PFW, FD)
- 1985 - LB-Duane Bickett (PFWA, UPI, FD)  
DB-Anthony Young (UPI)
- 1986 - WR-Bill Brooks (PFWA, UPI, PFW, FD)  
DE-Jon Hand (PFW)
- 1987 - DB-Freddie Robinson (UPI, PFW, FD)
- 1988 - LB-O'Brien Alston (PFWA, UPI, PFW, FD)  
QB-Chris Chandler (PFWA, UPI, PFW, CPFN, FD)
- 1989 - WR-Andre Rison (PFWA, UPI, PFW, CPFN, FD)
- 1990 - QB-Jeff George (PFWA, UPI, PFW, CPFN, FD, FN)
- 1992 - LB-Quentin Coryatt (PFWA)  
DE-Steve Emtman (PFWA, FN)
- 1993 - DB-Ray Buchanan (FN)
- 1994 - RB-Marshall Faulk (PFWA, CPFN, FN)
- 1995 - TE-Ken Dilger (PFWA, FN)
- 1996 - WR-Marvin Harrison (FN)
- 1997 - OG-Tarik Glenn (CPFN, PFW/PFWA)
- 1998 - DL-Larry Chester (PFW/PFWA)  
QB-Peyton Manning (CPFN, PFW/PFWA, FN, FD)  
OG-Steve McKinney (PFW/PFWA)  
WR-Jerome Pathon (CPFN, PFW/PFWA, FN, FD)  
K-Mike Vanderjagt (CPFN, PFW/PFWA, FD)
- 1999 - RB-Edgerrin James (CPFN, FD, FN, PFW/PFWA)  
LB-Mike Peterson (FD, FN, PFW/PFWA)  
P-Hunter Smith (CPFN, PFW/PFWA)  
KR-Terrence Wilkins (FD, FN, PFW/PFWA)
- 2001 - DB-Idrees Bashir (PFW/PFWA)
- 2002 - DE-Dwight Freeney (PFW/PFWA)
- 2003 - TE-Dallas Clark (FD)  
DE-Robert Mathis (FD)  
OG-Steve Scullio (FD)
- 2004 - OG-Jake Scott (FD)
- 2007 - DT-Ed Johnson (PFW/PFWA)  
OT-Tony Ugoh (PFW/PFWA)
- 2008 - OG-Mike Pollak (PFW/PFWA)  
C-Jamey Richard (PFW/PFWA)
- 2009 - WR-Austin Collie (PFW/PFWA, SN)  
DB-Jacob Lacey (PFW/PFWA, SN)  
P-Pat McAfee (PFW/PFWA, SN)
- 2010 - LB-Pat Angerer (PFW/PFWA, SN)
- 2012 - TE-Dwayne Allen (PFW/PFWA)  
WR/PR-T.Y. Hilton (PFW/PFWA)
- 2017 - P-Rigoberto Sanchez (PFW/PFWA)
- 2018 - LB-Darius Leonard (PFW/PFWA)  
G-Quenton Nelson (PFW/PFWA)  
T-Braden Smith (PFW/PFWA)



## PRO BOWL COLTS

(Selections by season; \* MVP; # Did Not Play)

1953 - Dick Barwegan, Art Donovan, Tom Keane, George Taliaferro	1979 - Joe Washington
1954 - Art Donovan (2), Gino Marchetti, Buddy Young	1983 - Chris Hinton
1955 - Alan Ameche, Art Donovan (3), Gino Marchetti (2), Bert Rechichar, Dick Szymanski	1985 - Chris Hinton (2), Rohn Stark
1956 - Alan Ameche (2), Art Donovan (4), Gino Marchetti (3), Lenny Moore, Bert Rechichar (2)	1986 - Ray Donaldson, Chris Hinton (3), Rohn Stark (2)
1957 - Alan Ameche (3), Art Donovan (5), Gino Marchetti (4), Jim Mutscheller, Bert Rechichar (3*), John Unitas	1987 - Dean Biasucci, Duane Bickett, Eric Dickerson, Ray Donaldson (2), Chris Hinton (4), Ron Solt
1958 - Alan Ameche (4), Raymond Berry, Don Joyce, Gene Lipscomb, Gino Marchetti (5#), Lenny Moore (2), Jim Parker, John Unitas (2)	1988 - Eric Dickerson (2), Ray Donaldson (3), Chris Hinton (5)
1959 - Raymond Berry (2), Gene Lipscomb (2*), Gino Marchetti (6), Lenny Moore (3), Jim Parker (2), Art Spinney, John Unitas (3*)	1989 - Eric Dickerson (3), Ray Donaldson (4), Chris Hinton (6)
1960 - Raymond Berry (3#), Gino Marchetti (7), Lenny Moore (4), Andy Nelson, Jim Parker (3), Art Spinney (2), John Unitas (4*)	1990 - Rohn Stark (3), Clarence Verdin
1961 - Raymond Berry (4), Gino Marchetti (8), Lenny Moore (5), Jim Parker (4), John Unitas (5)	1992 - Rohn Stark (4), Clarence Verdin (2)
1962 - Gino Marchetti (9), Lenny Moore (6), Jim Parker (5), Dick Szymanski (2), John Unitas (6)	1994 - Marshall Faulk (*)
1963 - Raymond Berry (5), John Mackey, Gino Marchetti (10*), Jim Parker (6), John Unitas (7*)	1995 - Marshall Faulk (2), Jim Harbaugh, Will Wolford
1964 - Raymond Berry (6), Bobby Boyd, Gino Marchetti (11), Lenny Moore (7), Jim Parker (7), Dick Szymanski (3), Bob Vogel, John Unitas (8)	1996 - Cary Blanchard, Chris Gardocki
1965 - Jerry Logan, John Mackey (2), Jimmy Orr, Jim Parker (8), Bob Vogel (2)	1998 - Marshall Faulk (3)
1966 - Ordell Braase, Lenny Lyles, John Mackey (3), John Unitas (9)	1999 - Marvin Harrison, Edgerrin James, Peyton Manning
1967 - Ordell Braase (2), John Mackey (4), Fred Miller, Willie Richardson, John Unitas (10), Bob Vogel (3), Rick Volk	2000 - Marvin Harrison (2), Edgerrin James (2), Peyton Manning (2)
1968 - Bobby Boyd (2), Mike Curtis, John Mackey (5), Tom Matte, Fred Miller (2), Earl Morrall, Willie Richardson (2), Bob Vogel (4#)	2001 - Ken Dilger, Marvin Harrison (3)
1969 - Tom Matte (2), Fred Miller (3#), Rick Volk (2)	2002 - Marvin Harrison (4), Peyton Manning (3)
1970 - Mike Curtis (2), Jerry Logan (2), Bubba Smith	2003 - Dwight Freene, Marvin Harrison (5), Peyton Manning (4), Mike Vanderjagt
1971 - Norm Bulaich, Bill Curry, Mike Curtis (3), Ted Hendricks, Jerry Logan (3), Bubba Smith (2), Bob Vogel (5), Rick Volk (3)	2004 - Dwight Freene (2), Tarik Glenn, Marvin Harrison (6), Edgerrin James (3), Peyton Manning (5*)
1972 - Bill Curry (2), Ted Hendricks (2), Bruce Laird	2005 - Dwight Freene (3), Tarik Glenn (2), Marvin Harrison (7), Edgerrin James (4), Cato June, Peyton Manning (6), Bob Sanders, Jeff Saturday
1973 - Ted Hendricks (3)	2006 - Tarik Glenn (3), Marvin Harrison (8#), Peyton Manning (7), Jeff Saturday (2), Reggie Wayne
1974 - Mike Curtis (4)	2007 - Joseph Addai, Antoine Bethea, Peyton Manning (8), Bob Sanders (2), Jeff Saturday (3), Reggie Wayne (2)
1975 - John Dutton, George Kunz, Lydell Mitchell	2008 - Dwight Freene (4), Peyton Manning (9), Robert Mathis, Reggie Wayne (3)
1976 - Roger Carr, John Dutton (2), Bert Jones, George Kunz (2), Toni Linhart, Lydell Mitchell (2)	2009 - Antoine Bethea (2#), Dallas Clark (#), Dwight Freene (5#), Peyton Manning (10#), Robert Mathis (2#), Jeff Saturday (4#), Reggie Wayne (4#)
1977 - Mike Barnes, John Dutton (3), George Kunz (3), Toni Linhart (2), Lydell Mitchell (3)	2010 - Dwight Freene (6#), Peyton Manning (11), Robert Mathis (3), Jeff Saturday (5), Reggie Wayne (5)
	2011 - Dwight Freene (7)
	2012 - Reggie Wayne (6), Robert Mathis (5), Andrew Luck
	2013 - Robert Mathis (6), Andrew Luck (2), Matt Overton
	2014 - Mike Adams, Vontae Davis, T.Y. Hilton, D'Qwell Jackson, Andrew Luck (3), Pat McAfee, Adam Vinatieri (3)
	2015 - Mike Adams (2), Vontae Davis (2), T.Y. Hilton (2)
	2016 - T.Y. Hilton (3), Pat McAfee (2)
	2017 - Jack Doyle, T.Y. Hilton (4)
	2018 - Eric Ebron, Andrew Luck (4), Quenton Nelson
	2019 - Jack Doyle (2), Ryan Kelly, Darius Leonard, Quenton Nelson (2)

### NFL MOST VALUABLE PLAYER AWARDS

QB-John Unitas	NEA (1957,67), UPI (1959,64,67), SN (1959,64,67), AP (1964,67), FN (1964)
QB-Peyton Manning	AP (2003-04,08-09), PFW/PFWA (2004,08-09)
DE-Gino Marchetti	AP (1958)
RB-Lenny Moore	NEA (1964)
QB-Earl Morrall	AP, UPI, NEA, SN (1968)
QB-Bert Jones	AP, NEA, PFWA, NYN (1976)

### HOF SUPER BOWL 50 GOLDEN TEAM

K-Adam Vinatieri

### HOF NFL 50TH ANNIVERSARY TEAM

First - TE-John Mackey, DE-Gino Marchetti, QB-John Unitas  
 Second - WR-Raymond Berry, DT-Art Donovan  
 Third - RB-Lenny Moore

### HOF NFL 75TH ANNIVERSARY TEAM

WR-Raymond Berry, LB-Ted Hendricks, DE-Gino Marchetti, OG-Jim Parker, QB-John Unitas

### HOF NFL 1960-84 ALL-STAR TEAM

First-Team - WR-Raymond Berry, DE-Gino Marchetti, OG/T-Jim Parker, QB-John Unitas, HC-Don Shula (tie)  
 Second-Team - LB-Ted Hendricks, TE-John Mackey

# HISTORY



## HOFF NFL TEAMS OF THE DECADES

1950s - RB-Alan Ameche, G-Dick Barwegan, WR-Raymond Berry, DT-Art Donovan, DE-Gino Marchetti, RB-Lenny Moore, OG/T- Jim Parker  
1960s - DB-Bobby Boyd, TE-John Mackey, QB-John Unitas  
1970s - LB-Ted Hendricks  
1980s - RB-Eric Dickerson

## SUPER BOWL SILVER ANNIVERSARY TEAM

LB-Ted Hendricks

## NFL EXECUTIVE OF THE YEAR

Joe Thomas - SN (1975), Bill Polian - FD (1999), PFW/PFWA (1999, 2005, 09), SN (1999,09), Ryan Grigson - SN (2012), PFW/PFWA (2012), Chris Ballard - PFW/PFWA (2018)

## NFL COACH OF THE YEAR

Weeb Ewbank AP, UPI (1958)  
Don Shula UPI (1964), SN (1964, 68), AP (1964, 67-tied, 68), NYN (1964, 67, 68)  
Ted Marchbroda AP, PFW, SN, FD, NYN (1975)  
Ron Meyer PWFA (1987)  
Tony Dungy SN, SI (2005)  
Bruce Arians AP (2012)

## NFL OFFENSIVE PLAYER OF THE YEAR

QB-Earl Morrall PFW (1968), QB-Bert Jones AP (1976)  
QB-Peyton Manning AP (2004), PFW/PFWA (2004, 08-09)

## NFL DEFENSIVE PLAYER OF THE YEAR

DB-Bob Sanders AP, PFW/PFWA (2007)

## NFL ROOKIE OF THE YEAR

RB-Alan Ameche SN, UPI (1955)  
RB-Lenny Moore UPI (1956)  
WR-Jimmy Orr UPI (1958)  
RB-Marshall Faulk SN, PFWA, SI, FD, CPFN, NEA (1994)  
RB-Edgerrin James SN, SI (1999)

## NFL OFFENSIVE ROOKIE OF THE YEAR

RB-Marshall Faulk - AP, PFW, FD (1994)  
RB-Edgerrin James - AP, CPFN, FD, FN, PFW, USA (1999)

## NFL PLAYER OF THE YEAR

QB-Peyton Manning - SN (2003-04), FD (2003-04)

## NFL COMEBACK PLAYER OF THE YEAR

K-Jim Martin AP (1963)  
RB-Lenny Moore AP (1964)  
QB-Jim Harbaugh PFW/PFWA (1995)  
QB-Andrew Luck AP, SN, PFW/PFWA (2018)

## NFL DEFENSIVE ROOKIE OF THE YEAR

LB-Vernon Maxwell AP, PFW/PFWA (1983)  
LB-Duane Bickett AP (1985)  
LB-Darius Leonard AP, PFW/PFWA (2018)

## NATIONAL 100-YARD CLUB NFL OUTSTANDING BLOCKER

OG-Jim Parker - (1964)

## NFL LINEBACKER OF THE YEAR

LB-Mike Curtis - FD (1974)

## NFL MOST VALUABLE LINEMAN

DE-Gino Marchetti - AP (1958)

## NFL KICKER OF THE YEAR

K-Cary Blanchard - PFW (1996)

## NFL GOLDEN TOE AWARD

K-Toni Linhart - PFW (1976), K-Mike Vanderjagt - PFW/PFWA (2003)

## AFC COACH OF THE YEAR

Ron Meyer UPI, FN (1987)  
Ted Marchbroda PFWA, NYN (1975), CPFN (1992)

## AFC MOST VALUABLE PLAYER

QB-Bert Jones - NYN (1975, 76)

## AFC PLAYER OF THE YEAR

QB-Bert Jones UPI (1976)  
QB-Jim Harbaugh UPI (1995)  
QB-Peyton Manning FN (1999)

## AFC ROOKIE OF THE YEAR

RB-Marshall Faulk - UPI (1994)

## KANSAS CITY COMMITTEE OF 101 AWARDS

LB-Mike Curtis AFC Defensive MVP (1970)  
HC-Ted Marchbroda AFC Coach of the Year (1975)  
QB-Bert Jones AFC Offensive MVP (1976)  
HC-Ron Meyer AFC Coach of the Year (1987)  
QB-Jim Harbaugh AFC Offensive Player of the Year (1995)  
HC-Jim Mora AFC Coach of the Year (1999)  
QB-Peyton Manning AFC Offensive Player of the Year (1999, 2003-05, 08-09)  
HC-Tony Dungy AFC Coach of the Year (2005)  
DE-Dwight Freeney AFC Defensive Player of the Year (2005)  
DB-Bob Sanders AFC Defensive Player of the Year (2007)  
HC-Chuck Pagano & Bruce Arians AFC Coach of the Year (2012)  
LB-Robert Mathis AFC Defensive Player of the Year (2013)  
HC-Frank Reich AFC Coach of the Year (2018)

## WASHINGTON DC TOUCHDOWN CLUB

QB-John Unitas NFL MVP (1957, 58-tied, 67)  
HC-Weeb Ewbank NFL Coach of the Year (1958)  
RB-Lenny Moore NFL MVP (1964)  
NFL HC of the Year (1964, 68)  
HC-Ted Marchbroda NFL Coach of the Year (1975)  
QB-Bert Jones AFC Offensive MVP (1976)

## BYRON "WHIZZER" WHITE AWARD

QB-Peyton Manning (2004), OT-Tarik Glenn (2006)

## PHILADELPHIA MAXWELL CLUB

QB-John Unitas - NFL MVP (1959, 64, 67)  
QB-Peyton Manning - Professional Player of the Year (2003-04)  
HC-Tony Dungy - Outstanding Professional Coach of the Year (2005)  
HC-Chuck Pagano and Bruce Arians - Greasy Neale Award Coach of the Year (2012)

## GEORGE HALAS AWARD

QB-Bert Jones (1979), QB-Jim Harbaugh (1997), HC-Tony Dungy (2006), HC-Chuck Pagano (2013)

## SPORTS ILLUSTRATED NFL PLAYER OF THE YEAR

RB-Marshall Faulk (1998), QB-Peyton Manning (2004, 08-09)

## WALTER PAYTON NFL MAN OF THE YEAR AWARD

QB-Peyton Manning (2005)

## ART ROONEY SPORTSMANSHIP AWARD

RB-Frank Gore (2016)

## SUPER BOWL MOST VALUABLE PLAYER

QB-Peyton Manning (2006-Super Bowl XLI)

## DEACON JONES AWARD

LB-Robert Mathis (2013)



## NFL ALL-DECADE TEAMS (2000-09)

NFL Tony Dungy (Head Coach), DE-Dwight Freeney,  
WR-Marvin Harrison, RB-Edgerrin James,  
QB-Peyton Manning, K-Adam Vinatieri

Sporting News \* QB-Peyton Manning, C-Jeff Saturday,  
K-Adam Vinatieri

Sports Illustrated \* QB-Peyton Manning, Howard Mudd (Asst.  
Coach), \*Bill Polian (General Manager),  
K-Adam Vinatieri

\*Denotes Player-of-the-Decade

^Denotes General Manager of the Decade

## NFLPA MACKEY AWARDS

P-David Lee 1966, 69 NFL Punting  
QB-Earl Morrall 1968 NFL Passing  
KR-Preston Pearson 1968 NFL Kick Returns  
KR-Jim Duncan 1970 AFC Kick Returns  
KR-Bruce Laird 1972 AFC Kick Returns  
RB-Lydeell Mitchell 1974, 75 (tie), 77 AFC Receiving  
K-Toni Linhart 1976 AFC Kick-Scoring  
DB-Lyle Blackwood 1977 AFC Interceptions  
RB-Joe Washington 1979 AFC Receiving  
P-Rohn Stark 1983, 85, 86, 92 AFC Punting  
DB-Mike Prior 1987 AFC Interceptions  
RB-Eric Dickerson 1987, 88 Rushing; 1988 TDs (tied)  
KR-Clarence Verdin 1989, 90 AFC Punt Returns  
WR-Reggie Langhorne 1993 AFC Receptions  
RB-Marshall Faulk 1995 AFC TDs (tied)  
K-Cary Blanchard 1996 AFC Scoring  
P-Chris Gardocki 1996 NFL Net Punting Average

## AFC PLAYERS OF THE WEEK

1984 - QB-Mike Pagel (9/9 at Houston)  
1985 - WR-Wayne Capers (10/27 vs. Green Bay)  
DB-Eugene Daniel (10/27 vs. Green Bay)  
1986 - DB-Leonard Coleman (10/12 vs. New Orleans)  
DT-Harvey Armstrong (12/22 at LA Raiders)  
1987 - QB-Gary Hogeboom (10/4 at Buffalo)  
LB-Duane Bickett (11/1 at NY Jets)  
LB-Cliff Odom (11/15 at Miami)  
RB-Eric Dickerson (12/27 vs. Tampa Bay)  
1988 - RB-Eric Dickerson (10/23 at San Diego)  
LB-Duane Bickett (11/27 vs. New England)  
1989 - DB-Keith Taylor (10/22 at Cincinnati)  
DB-Mike Prior (12/10 vs. Cleveland)  
QB-Jack Trudeau (12/17 vs. Miami)  
1990 - QB-Jack Trudeau (9/30 at Philadelphia)  
1991 - QB-Jeff George (11/10 at NY Jets)  
1992 - LB-Chip Banks (9/6 vs. Cleveland)  
DE-Steve Emtman (10/25 at Miami)  
1993 - LB-Duane Bickett (9/26 vs. Cleveland)  
K-Dean Biasucci (10/31 vs. New England)  
K-Dean Biasucci (12/5 at NY Jets)  
1994 - DB-Ray Buchanan (12/4 at Seattle)  
1995 - RB-Marshall Faulk (10/1 vs. St. Louis Rams)  
QB-Jim Harbaugh (10/8 at Miami)  
K-Cary Blanchard (10/15 vs. San Francisco)  
LB-Tony Bennett (11/26 vs. Miami)  
1996 - PR-Marvin Harrison (9/8 at NY Jets)  
K-Cary Blanchard (9/15 at Dallas)  
K-Cary Blanchard (11/17 vs. NY Jets)  
DB-Jason Belsler (12/5 vs. Philadelphia)  
WR-Marvin Harrison (12/15 at Kansas City)  
1997 - QB-Paul Justin (11/16 vs. Green Bay)  
TE-Ken Dilger (12/14 vs. Miami)  
1998 - QB-Peyton Manning (11/15 vs. NY Jets)  
RB-Marshall Faulk (12/13 vs. Cincinnati)  
1999 - QB-Peyton Manning (9/26 at San Diego)  
RB-Edgerrin James (10/31 vs. Dallas)  
RB-Edgerrin James (11/21 at Philadelphia)  
K-Mike Vanderjagt (12/5 at Miami)

2000 - QB-Peyton Manning (9/25 vs. Jacksonville)  
K-Mike Vanderjagt (10/1 at Buffalo)  
RB-Edgerrin James (10/15 at Seattle)  
RB-Edgerrin James (12/11 vs. Buffalo)  
QB-Peyton Manning (12/24 vs. Minnesota)  
2001 - QB-Peyton Manning (9/23 at Buffalo)  
2002 - DE-Dwight Freeney (11/10 at Philadelphia)  
K-Mike Vanderjagt (11/24 at Denver)  
WR-Marvin Harrison (12/15 at Cleveland)  
2003 - QB-Peyton Manning (9/28 at New Orleans)  
WR-Marvin Harrison (10/6 at Tampa Bay)  
DE-Dwight Freeney (11/2 at Miami)  
K-Mike Vanderjagt (12/7 at Tennessee)  
QB-Peyton Manning (12/14 vs. Atlanta)  
2004 - RB-Edgerrin James (9/19 at Tennessee)  
QB-Peyton Manning (9/26 vs. Green Bay)  
QB-Peyton Manning (11/14 vs. Houston)  
RB-Edgerrin James (11/21 at Chicago)  
QB-Peyton Manning (11/25 at Detroit)  
QB-Peyton Manning (12/26 vs. San Diego)  
2005 - LB-Gary Brackett (9/11 at Baltimore)  
P-Hunter Smith (9/18 vs. Jacksonville)  
DE-Robert Mathis (10/23 at Houston)  
QB-Peyton Manning (11/7 at New England)  
2006 - K-Adam Vinatieri (9/10 at NY Giants)  
QB-Peyton Manning (9/17 vs. Houston)  
PR-Terrence Wilkins (9/24 vs. Jacksonville)  
QB-Peyton Manning (10/22 vs. Washington)  
K-Adam Vinatieri (10/29 at Denver)  
RB-Joseph Addai (11/26 vs. Philadelphia)  
DE-Dwight Freeney (12/18 vs. Cincinnati)  
QB-Peyton Manning (12/31 vs. Miami)  
2007 - DB-Bob Sanders (9/16 at Tennessee)  
DE-Dwight Freeney (10/22 at Jacksonville)  
RB-Joseph Addai (10/28 at Carolina)  
QB-Peyton Manning (12/2 vs. Jacksonville)  
PR-T.J. Rushing (12/16 at Oakland)  
ST-Darrell Reid (12/23 vs. Houston)  
2008 - LB-Gary Brackett (10/5 at Houston)  
QB-Peyton Manning (10/12 vs. Baltimore)  
K-Adam Vinatieri (11/2 vs. New England)  
QB-Peyton Manning (11/16 vs. Houston)  
DE-Robert Mathis (11/30 at Cleveland)  
QB-Peyton Manning (12/18 at Jacksonville)  
2009 - TE-Dallas Clark (11/8 vs. Houston)  
QB-Peyton Manning (11/15 vs. New England)  
2010 - DE-Dwight Freeney (11/1 vs. Houston)  
K-Adam Vinatieri (11/14 vs. Cincinnati)  
QB-Peyton Manning (12/9 at Tennessee)  
K-Adam Vinatieri (1/2 vs. Tennessee)  
2011 - DE-Robert Mathis (12/22 vs. Houston)  
2012 - WR-Reggie Wayne (10/7 vs. Green Bay)  
QB-Andrew Luck (11/4 vs. Miami)  
CB-Darius Butler (11/8 at Jacksonville)  
WR/PR-T.Y. Hilton (11/25 vs. Buffalo)  
CB-Cassius Vaughn (12/9 vs. Tennessee)  
CB-Vontae Davis (12/30 vs. Houston)  
2013 - QB-Andrew Luck (10/20 vs. Denver)  
K-Adam Vinatieri (11/14 at Tennessee)  
LB-Jerrell Freeman (12/22 at Kansas City)  
K-Adam Vinatieri (12/29 vs. Jacksonville)  
2014 - QB-Andrew Luck (9/21 at Jacksonville)  
P-Pat McAfee (10/9 at Houston)  
ILB-D'Qwell Jackson (11/30 vs. Washington)  
OLB-Jonathan Newsome (12/28 at Tennessee)  
2015 - P-Pat McAfee (9/27 at Tennessee)  
S-Mike Adams (10/8 at Houston)  
CB-Darius Butler (11/8 vs. Denver)  
OLB-Robert Mathis (12/27 at Miami)

# HISTORY



- 2016 - K-Adam Vinatieri (10/9 vs. Chicago)  
RB-Jordan Todman (11/6 at Green Bay)  
QB-Andrew Luck (12/5 at New York Jets)  
OLB-Robert Mathis (1/1 vs. Jacksonville)
- 2017 - K-Adam Vinatieri (10/8 vs. San Francisco)  
WR-T.Y. Hilton (11/5 at Houston)
- 2018 - LB-Darius Leonard (9/16 at Washington)  
S-Mike Mitchell (10/21 vs. Buffalo)  
K-Adam Vinatieri (10/28 at Oakland)  
QB-Andrew Luck (11/18 vs. Tennessee)  
DT/DE-Denico Autry (12/9 at Houston)  
LB-Darius Leonard (12/30 at Tennessee)
- 2018 - LB-Darius Leonard (9/16 at Washington)
- 2019 - QB-Jacoby Brissett (10/20 vs. Houston)  
DE-Justin Houston (10/6 at Kansas City)  
K-Adam Vinatieri (10/27 vs. Denver)  
RB-Nyheim Hines (12/22 vs. Carolina)

## NFL OFFENSIVE PLAYER OF THE WEEK (PLAYOFFS)

- 2003 - QB-Peyton Manning (1/4/04 vs. Denver)
- 2004 - WR-Reggie Wayne (1/9/05 vs. Denver)

## AFC PLAYERS OF THE MONTH

- 1988 - RB-Eric Dickerson (December)
- 1995 - QB-Jim Harbaugh (October)
- 1996 - K-Cary Blanchard (November)
- 1999 - WR-Marvin Harrison (September)  
RB-Edgerrin James (November)
- 2000 - P-Hunter Smith (September)  
RB-Edgerrin James (October)
- 2002 - WR-Marvin Harrison (November)
- 2003 - QB-Peyton Manning (September)  
K-Mike Vanderjagt (October)  
K-Mike Vanderjagt (November)

- K-Mike Vanderjagt (December)
- 2004 - QB-Peyton Manning (November)  
DE-Dwight Freeney (December/January)
- 2005 - DE-Dwight Freeney (September)  
RB-Edgerrin James (October)  
P-Hunter Smith (December/January)
- 2006 - QB-Peyton Manning (October)  
WR-Marvin Harrison (December)
- 2008 - DE-Dwight Freeney (November)
- 2009 - QB-Peyton Manning (September)  
DE-Robert Mathis (November)
- 2010 - DE-Robert Mathis (September)
- 2013 - LB-Robert Mathis (October)  
LB-Robert Mathis (December)
- 2014 - P-Pat McAfee (September)  
QB-Andrew Luck (November)
- 2015 - K-Adam Vinatieri (November)
- 2016 - K-Adam Vinatieri (October)
- 2018 - QB-Andrew Luck (November)  
LB-Darius Leonard (December)

## NFL ROOKIE OF THE MONTH

- 1999 - RB-Edgerrin James (September)  
RB-Edgerrin James (November)
- 2001 - RB-Dominic Rhodes (December)
- 2002 - DE-Dwight Freeney (November)  
DE-Dwight Freeney (December)
- 2006 - RB-Joseph Addai (November)
- 2018 - LB-Darius Leonard (September)  
G-Quenton Nelson (October)



Robert Mathis earned four AFC Player of the Month selections, tied with Peyton Manning for the most in team history.



## ALUMNI

The following compilation of Colts alumni includes every player who has ever appeared in a Colts uniform during a regular season National Football League game since 1953. Asterisk (\*) denotes players and coaches who were on Colts World Championship teams. The numbers following college listings are jersey numbers. The numbers at the end of the column are seasons played.

### COACHES

Adams, Clayton – Boise State.....	2019	*Frazier, Leslie – Alcorn State.....	2005-06
Ahrens, Dave – Wisconsin.....	1991	Frazier, Parks – Murray State.....	2018-19
Anderson, Roy – Howard.....	2012-15	Furness, Steve – Rhode Island.....	1991
Arians, Bruce – Virginia Tech.....	1998-00, 12	Gannon, Jonathan – Louisville.....	2018-19
Arnsperger, Bill – Miami (O).....	1964-69	Geis, Wayne – Lock Haven.....	1996-97
*Ball, Herman-Davis – Elkins.....	1956-62	Gibbs, Alex – Davidson.....	1992
Banks, Quadrian – Texas.....	2016	Gilbert, Joe – Hamilton College.....	2012-17
Batta, Tom – Kent State.....	1994-97	Gillhamer, Mike – Humboldt St.....	2012-15
Baughan, Maxie – Georgia Tech.....	1975-79	Giufre, Frank – Syracuse.....	2012-17
Becker, John – Cal State Northridge.....	1985-88	Goodwin, Harold – Michigan.....	2012
Berbenich, Tim – Hamilton.....	2013-17	Grantham, Todd – Va. Tech.....	1999-01
Bettcher, James – U of St. Francis.....	2012	Hamilton, Pep – Howard.....	2013-15
*Bielski, Dick – Maryland.....	1964-72, 77-81	Hawkins, Ralph – Maryland.....	1978
Blache, Greg – Notre Dame.....	1994-98	Herrmann, Jim – Michigan.....	2016-17
Blackledge, Ron – Bowling Green.....	1992-96	Hill, George – Denison.....	1985-88
Borgonzi, Dave – Amherst.....	2018-19	Hostler, Jim – Indiana Univ. (Pa.).....	2015-17
Boutsellis, George – North Carolina.....	1975-81	*Howell, Richard – Davidson.....	2000-19
Boyd, Bob – Oklahoma.....	1969-72, 81	Hull, Lee – Holy Cross.....	2016
Boyer, Brant – Arizona.....	2012-15	*Huey, Gene – Wyoming.....	1992-10
Brady, Marcus – Cal State Northridge.....	2018-19	Hufnagel, John – Penn State.....	2001
Bratkowski, Zeke – Georgia.....	1982-84	Hughes, Tom – Purdue.....	1955
Bresnahan, Chuck – Navy.....	1996-97	Hunter, Hal – Pittsburgh.....	1982-84
*Bridgers, John – Auburn.....	1957-58	Hunter, Hal – Northwestern.....	2013-14
Briner, Greg – Cal Western.....	1989	*Idzik, John – Maryland.....	1970-72, 80-81
Brune, Fred – Ohio State.....	1993-96	Infante, Lindy – Florida.....	1995-97
Bullough, Hank – Michigan State.....	1970-72	Jackson, Milt – Tulsa.....	1989-91
Burnett, Leon – SW Kansas.....	1987-91	Johnson, Bobby – Miami (O).....	2018
*Caldwell, Jim – Iowa.....	2002-11	Johnson, Jim – Missouri.....	1994-97
Callahan, Ray – Kentucky.....	1973	Jones, Rusty – Springfield College.....	2018-19
Carson, Bud – North Carolina.....	1982	Kennan, Larry – LaVerne.....	1989-90
Catavolos, George – Purdue.....	1984-93, 98-01	Khayat, Ed – Tulane.....	1977-81
*Christensen, Clyde – North Carolina.....	2002-15	Krein, Darren – Miami (Fla.).....	2016-17
Chudzinski, Rob – Miami (Fla.).....	2014-17	Kuhlmann, Hank – Missouri.....	1994-97
Cooter, Jim Bob – Tennessee.....	2009-11	Kush, Frank – Michigan State.....	1982-84
Coyer, Larry – Marshall.....	2009-10	Lal, Sanjay – Washington.....	2017
Croom, Sylvester – Alabama.....	1991	Lauterbur, Frank – Mt. Union.....	1955-56, 74-77
Cumiskey, Frank – Ohio State.....	1954-56	Lovat, Tom – Utah.....	1985-88
Cunningham, Gunther – Oregon.....	1982-84	Maalouf, Marwan – Baldwin Wallace.....	2012
Davis, Charles – UCLA.....	1996-97	Mann, Richard – Arizona S.....	1982-84
DeGuglielmo, Dave – Boston.....	2018	Manning, Tom – Mount Union.....	2018
Doll, Don – USC.....	1974	Manusky, Greg – Colgate.....	2012-15
Douglas, Otis – William & Mary.....	1953	Marandino, Roger – Kean University.....	2012-15
Dovell, Whitey – Maryland.....	1975-78	Marchetti, Gino – USF.....	1963
Dowhower, Rod – San Diego State.....	1985-86	Marciano, Tony – Indiana Univ. (Pa.).....	1998-01
Drayton, Maurice – The Citadel.....	2016-17	Marchibroda, Ted – St. Bona.....	1975-79, 92-95
*Dungy, Tony – Minnesota.....	2002-08	Marshall, John – Washington.....	1986-88
Eberflus, Matt – Toledo.....	2018-19	Mathis, Robert – Alabama A&M.....	2017-18
Emanuel, Gary – Plymouth State.....	2012-17	Matthews, Billie – Southern.....	1985-86
*Ewbank, Weeb – Miami (O).....	1954-62	*McCafferty, Don – Ohio State.....	1959-72
Fakes, Zane – Ball State.....	2019	McCormack, Mike – Kansas.....	1980-81
Fangio, Vic – E. Stroudsburg St.....	1999-01	McCulley, Pete – Louisiana Tech.....	1973-76
FitzGerald, Jeff – Oregon State.....	2012-15	McKenney, Doug – Springfield College/Mississippi St.....	2018-19
Fitzsimmons, Devin – Bucknell.....	2011	McMahon, Tom – Carroll College.....	2013-17
Foerster, Chris – Colorado State.....	2002-03	*Meeks, Ron – Arkansas State.....	2002-08
Franklin, Bobby – Mississippi.....	1973	*Metzelaars, Pete – Wabash.....	2004-11

# HISTORY



Meyer, Ron – Purdue.....	1986-91	Schnellenberger, Howard – Kentucky.....	1973-74
Michael, Jason – Western Kentucky.....	2019	Schottenheimer, Brian – Florida.....	2016-17
Miller, Red – Western Illinois.....	1971-72	Seely, Brad – South Dakota State.....	1989-93
Molesworth, Keith – Monmouth.....	1953	Sefcik, George – Notre Dame.....	1973
Monachino, Ted – Missouri.....	2016-17	Shaw, Bob – Ohio State.....	1957-58
Mora, Jim – Occidental.....	1998-01	Shula, Don – John Carroll.....	1963-69
*Moore, Tom – Iowa.....	1998-10	Sidwell, Steve – Colorado.....	1985
*Mudd, Howard – Hillsdale (Mich.) Col.....	1998-09	Singleton, Jemal – Air Force.....	2016-17
Muir, Bill – Susquehanna.....	1989-91	Sirianni, Nick – Mount Union.....	2018-19
*Murphy, Mike – Huron.....	1998-11	Smith, Jerry – Wisconsin.....	1974-76
Murphy, Russ – Davidson.....	1954	Spencer, Kevin – Springfield College.....	1998-01
Mutscheller, Jim – Notre Dame.....	1963	Strausser, Chris – Chico State.....	2019
Myers, Chip – NW Oklahoma.....	1985-88	Symank, John – Florida.....	1979-81
Nicolau, Nick – S. Connecticut.....	1992-94	Szymanski, Dick – Notre Dame.....	1974
Noll, Chuck – Dayton.....	1966-68	Teerlinck, Bill – Chadron State.....	2007-11
Norvell, Jay – Iowa.....	1998-01	*Teerlinck, John – Western Illinois.....	2002-11
Overstreet II, David – Missouri.....	2018-19	Terlecky, Shawn – Mercyhurst.....	2016-17
Pagano, Chuck – Wyoming.....	2012-17	Theeder, Roger – W. Michigan.....	1982-84
Pagano, John – Mesa State.....	1998-01	Thomas, Joe – Ohio Northern.....	1954, 74
Painter, Dwayne – Rutgers.....	1992-93	Thomas, Pat – Texas A&M.....	1994-97
Patullo, Kevin – South Florida.....	2018-19	Thomas, Ricky – Alabama.....	2002-11
Peay, Francis – Missouri.....	1992-93	Tillman, Rusty – Northern Arizona.....	1998
Pellington, Bill – Rutgers.....	1963	Tobin, Vince – Missouri.....	1994-95
Perry, Rod – Colorado.....	2007-11	*Torine, Jon – Springfield College.....	1998-11
Phair, Mike – Arizona State.....	2018-19	Turner, Ron – Pacific.....	2010-11
Philbin, Joe – Washington & Jefferson.....	2016-17	Twyner, Gunnard – Western Illinois.....	2018-19
Podell, Ryan – Ball State.....	2017-19	Valesente, Bob – Ithaca.....	1982-83
Popovich, Jeff – Miami.....	2017	Ventrone, Bubba – Villanova.....	2018-19
Popows, Clyde – Oklahoma.....	1980	Venturi, Rick – Northwestern.....	1982-93
Prince, Ron – Appalachian State.....	2010-11	Vitt, Joe – Towson State.....	1979-81
*Pumell, Russ – Whittier College.....	2002-08	Voris, Dick – San Jose State.....	1973
Rathman, Tom – Nebraska.....	2018-19	Walker, David – Syracuse.....	2011-14
Reich, Frank – Maryland.....	2008-11, 18-19	Wasyluk, Nick – Ohio State.....	1953
Richards, Ray – Nebraska.....	1953	Weber, Chuck – West Chester State.....	1980-81
*Reynolds, Diron – Wake Forest.....	2002-06	Westhoff, Mike – Wichita State.....	1982-84
Roberts, Alfredo – Miami.....	2012-15	White, Brad – Wake Forest.....	2012-17
Robertson, Jay – Northwestern.....	1992-93, 97	Wietecha, Ray – Northwestern.....	1980-81
Robinson, Jimmy – Georgia Tech.....	1994-97	*Williams, Alan – William & Mary.....	2002-11, 18-19
Ross, Frank – John Carroll.....	2018-19	Williams, Charlie – Colorado St.....	2012-15
Rowen, Keith – Stanford.....	1985-88	Williams, Greg – North Carolina.....	2016-17
Rychleski, Ray – Millersville State Coll.....	2009-11	*Winner, Charlie – Washington.....	1954-65
*Rymkus, Lou – Notre Dame.....	1970	Woods, Carlos – Delaware State.....	2007-08
Sandusky, John – Villanova.....	1959-72	Young, George – Bucknell.....	1970, 73
Scarnecchia, Dante – Cal Western.....	1989-90	Zupancic, Tom – Indiana Central.....	1984-98

## PLAYERS

Zwahlen, Ernie – Oregon St.....	1979	Alie-Cox, Mo (TE) Virginia Commonwealth..	81.....	18-19
Abramowitz, Sid (T) Tulsa.....	69/74.....	Allegre, Raul (K) Texas.....	2.....	83-85
Achica, George (NT) USC.....	62.....	Allen, Brian (RB) Stanford.....	43.....	02-03
Adams, Kris (WR) UTEP.....	81.....	Allen, Dwayne (TE) Clemson.....	83.....	12-16
Adams, Matthew (LB) Houston.....	49.....	Allen, Gerald (B) Omaha.....	44.....	66
Adams, Mike (S) Delaware.....	29.....	Alexander, Elijah (LB) Kansas St.....	50.....	96-98
*Addai, Joseph (RB) LSU.....	29.....	Alexander, Rufus (LB) Oklahoma.....	59.....	08
Addison, Mario (DE) Troy.....	97.....	Alley, Don (F) Adams St.....	29.....	67
Adongo, Daniel (OLB) Pretoria (South Africa)	56.....	Alston, Mack (TE) UMES.....	83.....	77-80
Afalava, Al (DB) Oregon State.....	23.....	Alston, O'Brien (LB) Maryland.....	97.....	88-89
Agase, Alex (G) Illinois.....	62.....	Ambrose, Ashley (DB) Ms. Val. St.....	33.....	92-95
Agee, Mel (DE) Illinois.....	90.....	*Ameche, Alan (B) Wisconsin.....	35.....	55-60
Ahrens, Dave (LB) Wisconsin.....	57.....	Amman Richard (DE) Florida St.....	73.....	72-73
Aiken, Kamar (WR) Central Florida.....	17.....	Anderson, Colt (S) Montana.....	32.....	14-15
Al-Jabbar, Abdul-Karim (RB) UCLA.....	33.....	Anderson, Don (DB) Purdue.....	36.....	85
Alberts, Trev (LB) Nebraska.....	51.....	Anderson, Henry (DT) Stanford.....	96.....	15-17
		Anderson, Jamaal (DE) Arkansas.....	90.....	11

# HISTORY



Anderson, Kim (DB) Arizona St.....	26	80-84	Benjamin, Bill (LB) San Jose St.....	54	87
Anderson, Larry (DB) La. Tech.....	30	82-84	Bennett, Cornelius (LB) Alabama.....	97	99-00
Anderson, Willie (WR) UCLA.....	84	95	Bennett, Tony (LB) Mississippi.....	56	94-97
Andrews, John (TE) Indiana.....	36/88	73-74	Benson, Mitchell (DL) TCU.....	95	89-90
Andrews, Josh (C) Oregon State.....	63	18-19	Bentley, Albert (RB) Miami (Fla.).....	20	85-91
Andrus, Shane (K) Murray State.....	8	09	Bentley, Kevin (LB) Northwestern.....	57	11
Angerer, Pat (LB) Iowa.....	51	10-13	Berra, Tim (WR) Massachusetts.....	84	74
Arbuckle, Charles (TE) UCLA.....	81	92-95	Berry, Bertrand (LB) Notre Dame.....	57	97-99
Archer, Brandon (LB) Kansas St.....	53	07	*Berry, Raymond (E) SMU.....	82	55-67
Armour, Phillip (C) N. Texas State.....	54	00	Bertuca, Tony (LB) Cal-St. Chico.....	51	74
Armstrong, Harvey (NT) SMU.....	79	86-90	*Bethae, Antoine (DB) Howard.....	41	06-13
Aromashodu, Devin (WR) Auburn.....	80	07	Beutler, Tom (LB) Toledo.....	53	71
Asante, Larry (DB) Nebraska.....	25	13	Biasucci, Dean (K) W. Carolina.....	4/5	84,86-94
Atkinson, Jess (K) Maryland.....	14	88	Bickett, Duane (LB) USC.....	50	85-93
Austin, Billy (DB) New Mexico.....	47	98-00	Bielski, Dick (E) Maryland.....	31	62-63
Austin, Occie (DB) Utah St.....	37	68-69	Bighaed, Jack (E) Pepperdine.....	80	54
Austin, Thomas (C) Clemson.....	65	13	Bird, Cory (DB) Va. Tech.....	41	01-04
Autry, Denico (DT) Mississippi State.....	96	18-19	Blackman, Jon (OL) Purdue.....	71	98
Auzenne, Troy (T) California.....	75	96	Blackmon, Robert (DB) Baylor.....	25	97-98
Averno, Sisto (G) Muhlenberg.....	60	53-54	Blackwood, Lyle (S) TSU.....	44	77-80
Avery, Donnie (WR) Houston.....	11	12	Blados, Brian (OL) N. Carolina.....	63	91
Ayers, Akeem (OLB) UCLA.....	56	16	Blanchard, Cary (K) Oklahoma St.....	14	95-97
Bacon, Wayne (DB) Alabama.....	26	04	Blandin, Ernie (T) Tulane.....	41	53
Bailey, Aaron (WR) Louisville.....	80	94-98	Bleick, Tom (B) Georgia Tech.....	25	66
Bailey, Don (C) Miami.....	61	84-85	Blevins, Tony (DB) Kansas.....	26	99-00
Bailey, Elmer (WR) Minnesota.....	87	82	Blue, Forrest (C) Auburn.....	50	75-78
Bailey, Jim (DT) Kansas.....	65/79	70-74	Blythe, Austin (C) Iowa.....	63	16
Baker, Jason (P) Iowa.....	9	04	Boddy-Calhoun, Brieen (CB) Minnesota.....	28	19
Baker, Ron (G) Oklahoma St.....	60	78-79	Boehm, Evan (C/G) Missouri.....	67	18
Baker, Shannon (WR) Florida St.....	84	93-94	Boggs, Mark (T) Ball State.....	60	87
Baldinger, Brian (T) Duke.....	62	88-91	*Boiman, Rocky (LB) Notre Dame.....	50	06-07
Baldinger, Gary (DL) Wake Forest.....	94	90	Bond, Deyshawyn (C) Cincinnati.....	69	17
Baldischwiler, Karl (T) Oklahoma.....	72	83, 85-86	Bonham, Shane (DT) Tennessee.....	72	99
Baldwin, Bob (B) Clemson.....	34	66-67	Bostic, Jon (ILB) Florida.....	57	17
Baldwin, Ervin (DE) Michigan St.....	94	09	Bouza, Matt (WR) California.....	85/87	82-89
Ball, Lance (RB) Maryland.....	27	08	Boyd, Bob (DB) Oklahoma.....	40	60-68
Ball, Michael (DB) Southern.....	31	88-93	Boyer, Mark (TE) USC.....	84	85-89
*Ball, Sam (T) Kentucky.....	73	66-70	*Braese, Ordell (DE) S. Dakota.....	81	57-68
Ballage, Pat (S) Notre Dame.....	26/40	86-87	Braclain, Greg (LB) California.....	52	82-84
Ballard, Quinton (NT) Elon.....	97	83	*Brackett, Gary (LB) Rutgers.....	58	03-11
Ballard, Vick (RB) Mississippi St.....	33	12-13	Bradshaw, Ahmad (RB) Marshall.....	44	13-15
Banes, Joey (OL) Houston.....	65	90	Brady, Jeff (LB) Kentucky.....	51	99
Banks, Chip (LB) USC.....	51	89-92	Brady, Kerry (K) Hawaii.....	9	88
Banks, Chuck (RB) WV Tech.....	37	87	Bragg, Mike (P) Richmond.....	4	80
Banks, Roy (WR) E. Illinois.....	86	87-88	Brandes, John (TE) Cameron.....	88	87-89
Banogu, Ben (DE) TCU.....	52	19	Brandon, Michael (DE) Florida.....	99	93
Banta, Bradford (TE) USC.....	83	94-99	Bratzke, Chad (DE) E. Kentucky.....	92	99-03
Barber, Kantroy (RB) West Virginia.....	46	98	Bray, Quan (WR) Auburn.....	11	15-17
Barber, Michael (LB) Clemson.....	53	98-99	Brayton, Tyler (DE) Colorado.....	96	11
Barnes, Ernie (NT) Miss. St.....	95	83	Brazier, Larry (DB) USC.....	47	79-81
Barnes, Lionel (DE) La.-Monroe.....	93	00-01	Brazill, LaVon (WR) Ohio.....	15	12-13
Barnes, Mike (DT) Miami (Fla.).....	63	73-81	Brent, K.J. (WR) Wake Forest.....	15	17
Barwegan, Dick (G) Purdue.....	61	53-54	Brethauer, Monte (E) Oregon.....	80/86/88	53-55
Basham, Tarell (OLB) Ohio.....	58	17-18	Brewer, Dewell (RB) Oklahoma.....	26	94
Bashir, Idrees (DB) Memphis.....	28	01-04	Brien, Doug (K) California.....	10	01
Baskett, Hank (WR) New Mexico.....	81	09	Brissett, Jacoby (QB) N.C. State.....	7	17-19
Bates, Trevor (OLB) Maine.....	50	16	*Brock, Raheem (DE) Temple.....	79	02-09
Baylor, John (DB) Sou. Miss.....	36	89-93	Bronson, Ben (WR) Baylor.....	18	95
Baylor, Tim (DB) Morgan State.....	47	76-78	Brooks, Bill (WR) Boston U.....	80	86-92
Beach, Pat (TE) Wash. St.....	81	82-83, 85-91	Brooks, Chris (WR) Nebraska.....	83	10-11
Bell, Joiqee (RB) Wayne State.....	35	10	Brooks, Rodregis (DB) UAB.....	26	01-02
Bell, Kerwin (QB) Florida.....	12	96-97	Brotzki, Bob (T) Syracuse.....	74	86-88
Bell, Mark (DE) Colorado St.....	48/90	83-84	Broughton, Willie (NT) Miami.....	68	85-86
Bellini, Mark (WR) BYU.....	87	87-88	Brown, Andre (RB) N. Carolina St.....	35	10
Belser, Jason (DB) Oklahoma.....	29	92-00	Brown, Barry (E) Florida.....	36	66-67
Benhart, Eugene (QB) W. Illinois.....	18	90	Brown, Cornelius (DB) Texas-El Paso.....	39	10



# HISTORY



Brown, Donald (RB) Connecticut	31	09-13	Clancy, Sam (DL) Pittsburgh	76	89-93
Brown, Ed (QB) USF	14	65	*Clark, Dallas (TE/FB) Iowa	44	03-11
Brown, Gordon (RB) Tulsa	42	87	Clark, Ken (RB) Nebraska	32	90-92
Brown, Jalil (DB) Colorado	21/31	13-15	Clark, Le'Raven (G/T) Texas Tech	62	16-18
Brown, Jerry (OLB) Illinois	57	12	Clark, Rico (DB) Louisville	27	97-98
*Brown, Ray (DB) Mississippi	17	58-60	Clarks, Conrad (DB) NE Louisiana	35	95
Brown, Sergio (S) Notre Dame	38	12-14	Clemens, Bob (B) Pittsburgh	48	62
Brown, Stevie (DB) Michigan	28	11	Clinkscale, Dextor (S) S.C. State	47	86
Brown, Timmy (RB) Ball State	2	68	Clancy, Sam (DL) Pittsburgh	76	89-93
Brown, Travis (QB) N. Arizona	5	09	Cloherly, Colin (TE) Brown	46	09
Bryan, Walter (B) Texas Tech	21	55	Cofer, Mike (K) N.C. State	3	95
Bryant, Matt (K) Baylor	1	04	Coffman, Chase (TE) Missouri	85	16
Bryant, Steve (WR) Purdue	80	87	Cogdill, Gail (E) Washington St.	80	68
Buchanan, Ray (DB) Louisville	34	93-96	Cole, Terry (RB) Indiana	34	68-69
*Bulaich, Norm (RB) TCU	36	70-72	Cole, Trent (LB) Cincinnati	58	15-16
Bullitt, Melvin (DB) Texas A&M	33	07-11	Coleman, Leonard (DB) Vanderbilt	31/47	85-87
Bulluck, Brian (LB) NC State	57	87	Coley, James (TE) Clemson	87	91
Burke, Randy (WR) Kentucky	84	78-81	Coley, Trevon (DT) Florida Atlantic	91	19
Burkett, Jack (LB) Auburn	55	61-66	Collett, Elmer (G) SF State	66	73-77
Burleson, Jason (TE) Texas	49	93	Collie, Austin (WR) BYU	17	09-12
Burns, Vincent (DT) Kentucky	72	05	*Collins, Jerome (TE) Notre Dame	47	06
Burris, Jeff (DB) Notre Dame	20	98-01	Collins, Kerry (QB) Penn State	5	11
Burroughs, James (CB) Mich. St.	45	82-84	Colquitt, Craig (P) Tennessee	5	87
Burroughs, Sammie (LB) Port. St.	53	96-97	Colteryaahn, Lloyd (E) Maryland	87	54-56
Burwell, Tyreek (T) Cincinnati	65	17	Colvin, Jim (T) Houston	67/75	60-63
Butcher, Paul (LB) Wayne St.	53	93-94	Condren, Brannon (DB) Troy	42	07
Butler, Darius (CB) Connecticut	20	12-17	Conjar, Larry (B) Notre Dame	48	69-70
Butler, Ray (WR) USC	80	80-85	Conley, Steven (LB) Arkansas	59	98
Butler, Victor (LB) Oregon State	55	14	Conlin, Chris (OL) Penn State	66	90-91
Cable, Tom (OG) Idaho	63	87	Conner, Kavell (LB) Clemson	53	10-13
Cain, Deon (WR) Clemson	11	19	Cook, Fred (DE) So. Mississippi	72	74-80
Caldwell, David (DB) William & Mary	30	11	*Cooke, Ed (E) Maryland	85	59
*Call, Jack (B) Colgate	25	57-58	Cooks, Johnie (LB) Miss. St.	98	82-88
Call, Kevin (OT) Colorado St.	71/72	84-93	Cortez, Jose (K) Oregon State	6	05
Campanella, Joe (T) Ohio St.	73	53-57	Coryatt, Quentin (LB) Texas A&M	55	92-97
Campbell, John (LB) Minnesota	55	69	Cosby, Quan (WR) Texas	12	11
Campbell, Parris (WR) Ohio State	15	19	Cota, Chad (DB) Oregon	37	99-01
Cannida, James (DT) Nevada-Reno	97	02	Coutre, Larry (B) Notre Dame	24	53
Cannon, Mark (C) Texas-Arlington	58	91	Covington, John (DB) Notre Dame	39	94
Carter, Delone (RB) Syracuse	34	11-12	Cox, Aaron (WR) Arizona State	80	93
Capers, Wayne (WR) Kansas	87	85-86	Craddock, Nate (RB) Parsons	32	63
Caron, Roger (T) Harvard	67/74	85-86	Cribbs, Joe (RB) Auburn	30	88
Carr, Roger (WR) Louisiana Tech	81	74-81	Cribbs, Josh (RS) Kent State	16	14
Carter, Chris (LB) Fresno State	53/43	14, 16	Criswell, Jeff (G) Graceland	62	87
Carter, Tony (CB) Florida State	25	15	Crockett, Zack (RB) Florida State	32	95-98
Carthens, Milt (T) Michigan	68	87	Cromartie, Antonio (CB) Florida State	31	16
Carthon, Maurice (RB) Ark. St.	44	92	Crosby, Cleveland (DE) Arizona	73	82
*Carthon, Ran (RB) Florida	35	04-06	Crosby, Cliff (DB) Maryland	31	01-03
Carver, Melvin (RB) UNLV	30	87	Crouch, Terry (G) Oklahoma	75	82
Cash, Kerry (TE) Texas	88	91-94	Culver, Rodney (RB) Notre Dame	35	92-93
Castonzo, Anthony (T) Boston College	74	11-19	Cunningham, Justice (TE) South Carolina	86	13
Chandler, Chris (QB) Washington	17	88-89	Cunningham, Pat (OL) Texas A&M	72	90-90
Chapman, Josh (DL) Alabama	96	12-14	Cuozzo, Gary (DB) Virginia	15	63-66
*Chapman, Kory (RB) Jacksonville St.	31	05-06	*Curry, Bill (C) Georgia Tech	50	67-72
Charleston, Jeff (DE) Idaho State	60	07	Curry, Craig (DB) Texas	45	87
Chatman, Ricky (LB) LSU	52	87	Curry, Shane (DL) Miami	91	91
Cheatham, Ernie (T) Loyola LA.	66	54	*Curtis, Mike (LB) Duke	32	65-75
Cherilus, Gosder (T) Boston College	78	13-14	*Curtis, Tom (DB) Michigan	25	70-71
Cherry, Stan (LB) Morgan State	59	73	Daniel, Eugene (CB) LSU	38	84-96
Chester, Larry (DL) Temple	64	98-00	Daniel, Kenny (S) San Jose St.	23	86-87
Chester, Raymond (TE) Morgan St.	87	73-77	Daniels, Darrell (TE) Washington	47	17
Cheyunski, Jim (LB) Syracuse	59	75-76	Darby, Byron (NT) USC	72	87-88
Choice, Tashard (RB) Georgia Tech	43	13	Davenport, Joe Dean (TE) Arkansas	49/80	01-03
Chorak, Jason (LB) Washington	93	98	Davenport, Najeh (RB) Miami (Fla.)	49	08
Chorovich, Dick (T) Miami (O)	78	55-56	*David, Jason (DB) Wash. St.	42	04-06
Chung, Eugene (OL) Va. Tech	66	97	Davidson, Cotton (DB) Baylor	18/19/2	54, 57

# HISTORY



Davis, Akeem (S) Memphis .....	35	15	Eisenhooth, Stan (OL) Towson St .....	67	89
Davis, Buster (LB) Florida St .....	52	08	Ekem, Andy (T) Missouri .....	79	84
Davis, Carl (DT) Iowa .....	76	19	Eldridge, Brody (TE) Oklahoma .....	81	10-11
Davis, Carey (RB) Illinois .....	44	04	Elary, Keith (RB) Princeton .....	23	98-99
Davis, Lee (DB) Mississippi .....	28	87	Elko, Bill (NT) LSU .....	96	87
*Davis, Milt (DB) UCLA .....	20	57-60	Embree, Mel (E) Pepperdine .....	85	53
Davis, Norman (G) Grambling .....	63	67	Emtman, Steve (DT) Wash .....	79/90	92-94
Davis, Preston (CB) Baylor .....	27	84-86	Enke, Fred (QB) Arizona .....	17	53-54
Davis, Ted (LB) Georgia Tech .....	35	64-66	Erickson, Craig (QB) Miami (Fla.) .....	7	95
Davis, Travis (NT) Michigan St .....	95	91	Essex, Trai (G) Northwestern .....	66	12
Davis, Vontae (CB) Illinois .....	23	12-17	Etheredge, Carlos (TE) Miami .....	81	94
Davis, Wendell (WR) LSU .....	10	95	Evans, Darren (RB) Virginia Tech .....	32	11
Dawkins, Sean (WR) California .....	87	93-97	Fabiano, Anthony (C) Harvard .....	61	17
Dawson, Clifton (RB) Harvard .....	30	07-08	Farley, Matthias (S) Notre Dame .....	41	16-18
Dawson, Keyunta (DL) Tex. Tech .....	96	07-10	Faulk, Marshall (RB) San Diego St .....	28	94-98
Dawson, Lake (WR) Notre Dame .....	87	99	Faulkner, Jeff (DL) Southern .....	94	90
Dawson, JaJuan (WR) Tulane .....	11	03	Favors, Greg (LB) Miss. State .....	51	02
*DeCarlo, Art (E) Georgia .....	21/23	57-60	Fayson, Jarred (WR) Illinois .....	16	11
Dee, Donnie (TE) Tulsa .....	48	88-89	Feagin, Wiley (G) Houston .....	61	61-62
Delaney, Jeff (S) Pittsburgh .....	34	82-83	Feamster, Tom (T) Florida St .....	79	56
DelBello, Jack (B) Miami (Fla.) .....	12	53	Feasel, Grant (C) Abilene Christian .....	50	83-84
DeMulling, Rick (G) Idaho .....	64	01-04	*Federkeil, Dan (OT) Calgary .....	76	06-09
Denson, Autri (RB) Notre Dame .....	20	02	Federspiel, Joe (LB) Kentucky .....	50	81
Dent, Richard (DE) Tenn. State .....	96	96	Felton, Jerome (FB) Furman .....	42	11
DeRoo, Brian (WR) Redlands U. .....	87	79-81	Felts, Bob (B) Florida A&M .....	47	65
Desir, Pierre (CB) Lindenwood .....	35	17-19	Ferguson, Joe (QB) Arkansas .....	12	90
DeVan, Kyle (G) Oregon State .....	66	09-10	Ferguson, Josh (RB) Illinois .....	34/39	16-17
Dickel, Dan (LB) Iowa .....	55	74-77	Fernandes, Ron (DE) E. Michigan .....	73	76-79
Dickerson, Eric (RB) SMU .....	29	87-91	Fields, Greg (DE) Grambling .....	79	79-80
Dickey, Curtis (RB) Tex. A&M .....	27/33	80-85	Fields, Jitter (DB) Texas .....	29	87
Diehl, John (T) Virginia .....	78	61-64	Figaro, Cedric (LB) Notre Dame .....	58	91
*Diem, Ryan (OT) N. Illinois .....	71	01-11	Finn, Jim (RB) Penn .....	36	00-02
Diles, Zac (LB) Kansas State .....	54	11	Finnin, Tom (DT) Detroit .....	77	53-56
Dilger, Ken (TE) Illinois .....	85	95-01	Fleener, Coby (TE) Stanford .....	80	12-15
DiIts, Bucky (P) Georgia .....	10	79	*Fletcher, Bryan (TE) UCLA .....	81	05-07
Dixon, Antonio (DT) Miami (Fla.) .....	97	12	Flowers, Bernie (E) Purdue .....	81	56
Dixon, Randy (G) Pittsburgh .....	69	87-95	Flowers, Dick (B) Northwestern .....	18	53
Dixon, Titus (WR) Troy State .....	87	89	Floyd, Anthony (DB) Louisville .....	39	03-04
Dixon, Zachary (RB) Temple .....	31	80-82	Fokou, Moise (ILB) Maryland .....	58	12
Doering, Chris (WR) Florida .....	15	96-97	Foley, Tim (T) Notre Dame .....	78	81
Doering, Jason (DB) Wisconsin .....	34	01-03	Fontenot, Al (DE) Baylor .....	99	97-98
Domes, Marty (QB) Columbia .....	14	72-75	Footo, Chris (C) USC .....	66	80-81
Donaldson, Ray (C) Georgia .....	53	80-82	Footman, Dan (DE) Florida St .....	98	97-98
*Donovan, Art (DT) Boston Col .....	70	53-61	Forsett, Justin (RB) California .....	30	08
Dorsett, Phillip (WR) Miami (Fla.) .....	15	15-16	Foster, Brandon (DB) Texas .....	39	08
*Dorsey, DeDe (RB) Lindenwood .....	30	06	Foster, Eric (DT) Rutgers .....	68	08-11
*Doss, Mike (DB) Ohio State .....	20	03-06	Fountain, Daurice (WR) Northern Iowa .....	10	18
Doughty, Glenn (WR) Michigan .....	35	72-79	Francisco, Aaron (DB) BYU .....	43	09-10
Doyle, Jack (TE) Western Kentucky .....	84	13-19	Franklin, Aubrayo (DL) Tennessee .....	97	13
Drougas, Tom (T) Oregon .....	74	72-73	Franklin, Cleveland (RB) Baylor .....	28	80-82
Dulin, Ashton (WR) Malone .....	16	19	Franklin, Willie (WR) Oklahoma .....	30	72
*Duncan, James (DB) Md. St .....	35	69-71	Franklin, Zaire (LB) Syracuse .....	44	18-19
Dunlap, Len (DB) N. Tex. St .....	46	71	Frazier, Derrick (DB) Texas A&M .....	31	96
Dunn, Perry Lee (RB) Mississippi .....	31	69	Freeman, Jerrell (ILB) M.H.Baylor .....	50	12-15
*Dupre, L.G. (RB) Baylor .....	45	55-59	Freeman, Josh (QB) Kansas State .....	5	15
Durham, Steve (DE) Clemson .....	72	82	*Freeney, Dwight (DE) Syracuse .....	93	02-12
Dutton, John (DE) Nebraska .....	78	74-78	Freitas, Makoa (T) Arizona .....	76	03-04
Ebron, Eric (TE) North Carolina .....	85	18-19	Fultz, Mike (DT) Nebraska .....	72/92	81
Echols, Mike (DB) Wisconsin .....	31	04	Funchess, Devin (WR) Michigan .....	17	19
Ecklund, Brad (C) Oregon .....	50	53	Gagliano, Bob (CB) Utah State .....	11	88
Edds, A.J. (LB) Iowa .....	52	11	Gambol, Chris (T) Iowa .....	74	88
Edmunds, Randy (LB) Ga. Tech .....	52	72	Ganas, Rusty (DT) S. Carolina .....	73	71
Edwards, Dan (E) Georgia .....	82	53-54	*Gandy, Dylan (G) Texas Tech .....	57	05-07
Edwards, Lavar (OLB) LSU .....	95	16	Garcon, Pierre (WR) Mt. Union .....	85	08-11
Eggers, Dough (LB) S. Dakota St .....	67	54-57	*Gardin, Ron (DB) Arizona .....	30	70-71
Ehrmann, Joe (DT) Syracuse .....	76	73-80	Gardner, Ellis (OL) Georgia Tech .....	65	84

# HISTORY



*Gardner, Gilbert (LB) Purdue.....	51	04-06	*Hagler, Tyjuan (LB) Cincinnati.....	56	05-10
Gardocki, Chris (P) Clemson.....	17	95-98	Haines, John (DL) Texas.....	90	86
Garrett, Mike (P) Georgia.....	9	81	Hairston, Nate (CB) Temple.....	27	17-18
Garry, Ben (RB) So. Mississippi.....	29	79-80	Hall, De'von (DB) Utah State.....	45	09
Gaubatz, Dennis (LB) LSU.....	53	65-69	Hall, Randy (CB) Idaho.....	33	74,76
Geathers, Clayton (S) Central Florida.....	42/26	15-19	Hall, Roy (WR) Ohio State.....	83	07-08
Geathers, Clifton (DE) S. Carolina.....	66	.....12	Hall, Steven (DB) Kentucky.....	35	96
George, Ed (T) Wake Forest.....	73	.....75	Hamilton, Joe (QB) Georgia Tech.....	3	04
George, Jeff (QB) Illinois.....	11	90-93	Hamlin, Ken (DB) Arkansas.....	35	10
George, Jeremiah (ILB).....	59	.....17	Hamm, Bob (DE) Nev.-Reno.....	95	87
Giannetti, Frank (DL) Penn State.....	65	.....91	Hampton, Jermaine (DB) N. Ill.....	47	01-02
Gibson, David (DE) USC.....	26	.....02	Hancock, Kevin (LB) Baylor.....	51	87
Giguere, Sam (WR) Sherbrooke.....	14	.....09	Hand, Jon (DE) Alabama.....	78	86-94
Gilbert, Ben (G) Ohio State.....	69	.....00-01	Hankins, Johnathan (DT) Ohio State.....	95	17
Gilburg, Tom (T) Syracuse.....	73	61-65	Harbaugh, Jim (DB) Michigan.....	4/12	94-97
Gill, John (DT) Northwestern.....	69	.....09	Harbour, James (WR) Mississippi.....	87	86
Gill, Owen (RB) Iowa.....	44	85-86	Hardeman, Don (RB) Texas A&M Kingsville.....	36	78-79
Ginn, Hubert (RB) Florida A&M.....	27/39	.....73	Hardin, Steve (OL) Oregon.....	66	96
*Giordano, Matt (DB) California.....	43	05-08	Harness, Jim (B) Mississippi St.....	20/41	56
Glasgow, Nesby (DB) Washington.....	25	79-87	Harold, George (B) Allen.....	42	66-67
Glenn, Cody (LB) Nebraska.....	52	09-10	*Harper, Nick (DB) Ft. Valley St.....	25	01-06
*Glenn, Tarik (OT) California.....	78	97-06	Harper, Shawn (T) Indiana.....	75	95
Glick, Gary (B) Colo. A&M.....	47	.....61	Harris, Joe (LB) Georgia Tech.....	50	82
Glover-Wright, Tay (CB) Utah State.....	39	.....15	Harris, Sean (LB) Arizona.....	55	01
Glowinski, Mark (G) West Virginia.....	64	17-19	Harris, Walt (DB) Miss. State.....	21	02-03
*Goddard, Johnathan (LB) Marshall.....	55/96	05-06	Harris, Wendell (DB) LSU.....	26	62-65
Goldstein, Jerry (QB) N. Illinois.....	12/15	.....79	Harrison, Bob (B) Ohio U.....	20	61
Gonzalez, Anthony (WR) Ohio St.....	11	07-11	Harrison, Dwight (DB) Texas A&I.....	28	78-79
Gonzalez, Joaquin (OL) Miami (Fla.).....	74	.....05	Harrison, Jonothan (C) Florida.....	72	14-16
Good, Denzelle (T) Mars Hill.....	71	15-18	*Harrison, Marvin (WR) Syracuse.....	88	96-08
Goode, Chris (DB) Alabama.....	37	87-93	Hart, Jeff (T) Oregon State.....	68	79-83
Goode, Najee (LB) West Virginia.....	52	.....18	Hart, Mike (RB) Michigan.....	32	08-10
*Goode, Tom (C) Mississippi St.....	54	.....70	*Hartsock, Ben (TE) Ohio State.....	80	04-06
Gordon, Lennox (RB) N. Mexico.....	30	.....00	Harvey, Mario (ILB) Marshall.....	54	12-14
Gordy, Josh (CB) Central Michigan.....	27	12-14	Hasselbeck, Matt (QB) Boston College.....	8	13-15
Gore, Frank (RB) Miami (Fla.).....	23	15-17	Hatchett, Derrick (CB) Texas.....	42	80-83
Grace, Jermaine (ILB) Miami (Fla.).....	56	.....17	Hathaway, Steve (LB) W. Virginia.....	58	84
Graham, Nick (DB) Tulsa.....	42	.....08	Hauck, Tim (DB) Montana.....	45	98
*Gramatica, Martin (K) Kansas St.....	10	04,06	Havili, Stanley (RB) USC.....	39	13
Grant, Alan (DB) Stanford.....	26	90-91	*Havrilak, Sam (B) Bucknell.....	17	69-73
Grant, Bob (LB) Wake Forest.....	51	68-70	*Hawkins, Alex (B) S. Carolina.....	25	59-65, 67-68
Grant, Ryan (WR) Tulane.....	11	.....18	Hawthorne, Greg (TE) Baylor.....	83	87
Grant, Stephen (LB) W. Virginia.....	59	92-97	*Hayden, Kelvin (DB) Illinois.....	26	05-10
Graves, Marsharne (T) Arizona.....	61	.....87	Haymond, Alvin (DB) Southern U.....	30	64-67
Gray, Carlton (DB) UCLA.....	26	.....97	Hazel, Matt (WR) Coastal Carolina.....	14	.....17
Gray, Cecil (DL) North Carolina.....	75	93-94	Heard, Kellen (DT) Memphis.....	65	12
Gray, Derwin (DB) BYU.....	30	93-97	Heffern, Shawn (OL) Notre Dame.....	79	87
Green, Anthony (DT) N. Carolina St.....	91	.....81	Heimkreiter, Steve (LB) Notre Dame.....	58	80
Green, E.G. (WR) Florida State.....	84	98-00	Hemphill, Darryl (FS) W. Texas St.....	27	82
Green, Marshay (CB) Mississippi.....	30	.....12	*Hendricks, Ted (LB) Miami (Fla.).....	83	69-73
Green, T.J. (S) Clemson.....	32	16-17	Henry, Bernard (WR) Arizona St.....	88	82-85
Greene, Scott (RB) Mich. St.....	43	98-99	Henry, Steve (DB) Emporia State.....	44	81
Gregory, Ken (E) Whittier.....	88	.....61	Hepburn, Lonnie (CB) Texas So.....	43	71-72
Griffin, Wade (T) Mississippi.....	69	77-81	Hermann, John (B) UCLA.....	20	56
Griggs, Perry (KR) Troy State.....	28	.....77	Herosian, Brian (S) Connecticut.....	29	73
Grimm, Dan (G) Colorado.....	67	.....69	Herremans, Todd (G) Saginaw Valley St.....	79	15
Grimsley, Ed (LB) Akron.....	56	.....87	Herrera, Amarlo (LB) Georgia.....	49	.....15
Grissom, Geneo (DE) Oklahoma.....	75	.....18	Herrmann, Mark (QB) Purdue.....	9	83-84,90-92
Groce, Cliff (RB) Texas A&M.....	27/33	95-97	Herrod, Jeff (LB) Mississippi.....	54	88-96, 98
Gronkowski, Chris (FB) Arizona.....	49	.....11	Herron, Daniel (RB) Ohio State.....	36	13-15
Gross, Lee (C) Auburn.....	52	.....79	Herzing, Adam (WR) Cal-Poly.....	15	.....02
Guy, Lawrence (DE) Arizona State.....	67	12-13	Hester, Jessie (WR) Florida State.....	84	90-93
Guy, Winston (S) Kentucky.....	27	15-16	Hetherington, Chris (RB) Yale.....	44	96-98
Guzman, Ramon (LB) Buffalo.....	52	.....07	Hewitt, Ryan (TE) Stanford.....	45	.....18
Haddad, Drew (WR) Buffalo.....	84	01-02	Heyward, Craig (RB) Pittsburgh.....	33	.....98
Haeg, Joe (T/G) North Dakota State.....	73	16-19	Heyward-Bey, Darrius (WR) Maryland.....	81	.....13

# HISTORY



Hickman, Dallas (LB) California .....	57	81	Ismail, Qadry (WR) Syracuse .....	83	02
Hickman, Justin (OLB) UCLA .....	55	12	Jackson, Andrew (LB) Western Kentucky ...	54	14
Hicks, Brandon (DT) Bowling Green .....	72	03	Jackson, D'Qwell (LB) Maryland .....	52	14-16
Hicks, Dwight (S) Michigan .....	29	86	Jackson, Edwin (LB) Georgia Southern .....	53	16
Hilger, Rust (QB) Oklahoma St. ....	7/12	90-91	Jackson, Ken (G) Texas .....	74	53-57
Hill, Anthony (TE) NC State .....	83	11	Jackson, Marcus (DL) Purdue .....	76	87
*Hill, Jerry (RB) Wyoming .....	45	61,63-70	Jackson, Mark (WR) Purdue .....	84	94
Hill, Michael (RB) Missouri Western St. ...	23	14	*Jackson, Marlin (DB) Michigan .....	28	05-09
Hills, Tony (T) Texas .....	78	12	Jackson, Victor (DB) Bowie State .....	39	86
Hilliard, Corey (T) Oklahoma St. ....	72	07-08	Jackson, Wavery (OL) Va. Tech .....	74	98-02
*Hilton, Roy (DE) Jackson St. ....	85	65-73	Jacquet, Nate (WR) San Diego St. ....	18	97
Hilton, T.Y. (WR) Florida Int. ....	13	12-19	James, Brandon (WR) Florida .....	12	10
Hines, Jermale (DB) Ohio State .....	26	11	James, Charles II (CB) Charleston Southern ..	38	16
Hines, Nyheim (RB) N.C. State .....	21	18-19	James, Edgerrin (RB) Miami .....	32	99-05
Hinton, Chris (G/T) Northwestern .....	75	83-89	James, Javarris (RB) Miami .....	42	10
Hinton, Chuck (DT) N. Carolina Central ..	75	72	James, June (LB) Texas .....	58	87
*Hinton, Ed (WR) Oklahoma .....	33	69-72	James, Tommy (B) Ohio St. ....	42	33
Hoaglin, Fred (C) Pittsburgh .....	54	73	Jarvis, Ralph (DL) Temple .....	93	90
Hobert, Billy Joe (QB) Washington .....	14	00	Jaworski, Matt (LB) Colgate .....	59	91
Hogan, Krishawn (WR) Marion .....	81	17	Jean Francois, Ricky (DL) LSU .....	99	13-14
Hogeboom, Gary (QB) C. Michigan .....	7	86-88	Jefferson, Joseph (DB) W. Kentucky .....	29	02-05
Holcomb, Kelly (QB) MTSU .....	13	96-00	*Jefferson, Roy (WR) Utah .....	87	70
Hollier, Dwight (LB) N. Carolina .....	56	00	Jenkins, Fletcher (DE) Washington .....	94	82
Holloway, Cornell (DB) Pittsburgh .....	25	90-92	*Jennings, Tim (DB) Georgia .....	23/27	06-09
Holmberg, Rob (LB) Penn State .....	59	98	Johnson, Andre (WR) Miami (Fla.) .....	81	15
Holmes, Darick (RB) Portland State .....	44	99	Johnson, Anthony (RB) Notre Dame .....	23	90-93
Holmes, Khalel (C/G) USC .....	62	13-15	Johnson, Anthony (DE) LSU .....	97	17
Holmes, Mike (DB) Syracuse .....	20	11	Johnson, Antonio (DT) Miss. St. ....	99	08-12
Holsey, Bernard (DL) Duke .....	79	00	Johnson, Cam (LB) Virginia .....	59	13-14
Holt, John (CB) W. Texas State .....	21	86-88	*Johnson, Charlie (T) Okla. St. ....	74	06-10
Hooker, Malik (S) Ohio State .....	29	17-19	*Johnson, Cornelius (G) Va. Union .....	60	68-72
Horn, Dick (B) Stanford .....	18	58	Johnson, Curtis (DE) Clark Atlanta Univ. ...	94	08
Houchin, Thomas (DE) Kansas St. ....	67	04	Johnson, Ed (DT) Penn State .....	92/99	07-09
Houston, Justin (DE) Georgia .....	99	19	Johnson, Ellis (DT) Florida .....	62	95-01
Howard, Marcus (DE) Georgia .....	92	08	Johnson, Ezra (DE) Morris Brown .....	90	88-89
Howe, Garry (DT) Colorado .....	72	94	Johnson, Gary Don (DT) Baylor .....	90	80
Howell, Delano (S) Stanford .....	26	12-13	Johnson, Greg (DT) Florida State .....	79	77
Hoyer, Brian (QB) Michigan State .....	2	19	Johnson, Jason (C) Kansas St. ....	59/60	97-99
Huard, Brock (QB) Washington .....	7	02-03	Johnson, Kelley (WR) Colorado .....	84	87
Hudson, Nat (G) Georgia .....	63	82	Johnson, Marcus (WR) Texas .....	16/83	18-19
Huff, Ken (G) N. Carolina .....	62	75-82	Johnson, Marshall (WR) Hou .....	29/80	75-78
Huffman, Darvell (WR) Boston U. ....	85	95	Johnson, Terrence (DB) Cal (PA) .....	23	11
Hugasian, Harry (B) Stanford .....	31	51	Johnson, Wayne (QB) Georgia .....	18	89
Hughes, Dante (DB) California .....	20	07-08	Jones, Arthur (DT) Syracuse .....	97	14,16
Hughes, Jerry (DE) TCU .....	92	10-12	Jones, Bert (QB) LSU .....	7	73-81
Hughes, Montori (DL) Tennessee-Martin ...	94	13-14	Jones, Brian (LB) Texas .....	56	91
Hughes, Robert (RB) Notre Dame .....	29	12-13	Jones, Bryant (DB) Toledo .....	33	87
Humber, Ramon (LB) N. Dakota St. ....	59	09-10	Jones, Dominique (TE) Shepherd .....	46	12-13
Humiston, Mike (LB) Weber St. ....	57	82, 84	Jones, Isaac (WR) Purdue .....	15	99-00
Humm, David (QB) Nebraska .....	10/11	81-82	Jones, Joe (TE) Va. Tech .....	81	87
Humphrey, Ronald (RB) Ms. V. St. ....	25	94-95	Jones, Matt (RB) Florida .....	34	17
Humphries, Leonard (DB) Penn St. ....	23	94	Jones, Mike (TE) Texas A&M .....	49	93
Hunley, LaMonte (LB) Arizona .....	56	85-86	Jones, Richard (DB) Texas A&I .....	39	96
Hunt, George (K) Tennessee .....	10	73	Jones, Ricky (LB) Tuskegee .....	51	80-83
Hunt, Margus (DE) SMU .....	92	17-19	Jordan, Antony (LB) Vanderbilt .....	91	98
Hunter, Ivy Joe (RB) Kentucky .....	45	89-90	Jordan, Steve (K) USC .....	6	87
Hunter, James (NT) USC .....	92	82	Joseph, Vance (DB) Colorado .....	43	96
Hutchins, Von (DB) Mississippi .....	27	04-05	*Joyce, Don (DE) Tulane .....	76/83	54-60
Hutton, Trevor (G) Utah State .....	61	04	*June, Cato (LB) Michigan .....	59	03-06
Huzvar, John (RB) Pittsburgh .....	30/38	53-54	Justice, Steve (C/G) Wake Forest .....	53	08
Hyde, Glenn (T) Pittsburgh .....	65	82	Justice, Winston (T) USC .....	69	12
Ijalana, Ben (G) Villanova .....	79	11	Justin, Paul (QB) Arizona State .....	11	95-97
Iorio, Joe (C) Penn State .....	60	04	Justin, Sid (CB) Long Beach St. ....	44	82
Inman, Dontrelle (WR) Virginia .....	15/86	18-19	Kaczmarek, Mike (LB) Southern Ill. ....	52	73
Inslay, Trevor (WR) Nev.-Reno .....	83	01	Kafentzis, Mark (S) Hawaii .....	29	83-84
Iving, Nate (LB) North Carolina St. ....	55	15	Kalis, Kyle (G) Michigan .....	68	17

# HISTORY



Kalmanir, Tom (B) Nevada.....	40	53	Lengel, Matt (TE) Eastern Kentucky.....	86	19
Kapinos, Jeremy (P) Penn State.....	3	10	Leonard, Darius (LB) South Carolina State.....	53	18-19
Karim, Deji (RB) Southern Illinois.....	36	12	Lesane, Jimmy (DB) Virginia.....	31	54-55
Keane, Tom (DB) W. Virginia.....	21	53-54	Lester, Keith (TE) Murray St.....	88	87
Kearse, Tim (WR) San Jose St.....	85	87	*Lewis, Harold (B) Houston.....	43	59
*Keiaha, Freddy (LB) San Diego St.....	54	06-09	Lewis, Joe (T) Compton.....	72	61
Keith, Kenton (RB) New Mexico St.....	36	07	Lewis, Ryan (CB) Pittsburgh.....	38	19
Kellar, Scott (NT) N. Illinois.....	94	86-87	Lewis, Tyquan (DT) Ohio State.....	94	18-19
Kelly, Ryan (C) Alabama.....	78	16-19	*Lilja, Ryan (G) Kansas State.....	65	04-09
Kennedy, Jimmie (TE) Colorado St.....	85	75-77	Lindley, Ryan (QB) San Diego State.....	3	15
Kent, Joey (WR) Tennessee.....	16	00	Linhart, Toni (K) Austria Tech.....	2	74-79
Kerkorian, Gary (QB) Stanford.....	18	54-56, 58	Linkenbach, Jeff (OT) Cincinnati.....	72	10-13
Kern, Rex (DB) Ohio State.....	44	71-73	Linn, Jack (T) West Virginia.....	67	91
Kerr, Zach (NT) Delaware.....	94	14-16	Linne, Aubrey (E) TCU.....	87	61
Keur, Josh (TE) Michigan State.....	83	00	*Lipscomb, Gene (DT) Miller H.S.....	76	56-60
Kiel, Blair (QB) Notre Dame.....	5	86-87	Little, Jack (T) Texas A&M.....	72	53-54
Kight, Danny (K) Augusta State.....	7	99-00	Lockett, J.W. (B) Okla. Central.....	35	63
King, Brandon (DB) Purdue.....	37	10-11	*Logan, Jerry (DB) W. Texas St.....	20	63-72
King, Deon (LB) Norfolk State.....	50	16	Looney, Joe Don (RB) Oklahoma.....	32	64
King, Justin (WR) Penn State.....	21	12	Lopienski, Tom (RB) Notre Dame.....	36	03-04
King, Mitch (DT) Iowa.....	75	10	Lorick, Tony (RB) Arizona St.....	33	64-67
King, Shawn (DE) NE Louisiana.....	96	99	Louis, Lance (G) San Diego St.....	60	14-15
Kirchiro, Bill (G) Maryland.....	64	62	Lowdermilk, Kirk (C) Ohio State.....	63	93-96
Kirchner, Mark (T) Baylor.....	63	84, 86	Lowery, Dwight (S) San Jose State.....	33	15
Kirkland, Mike (QB) Arkansas.....	15	76-78	Lowry, Orlando (LB) Ohio St.....	58/59	85-89
Kirouac, Lou (T) Boston College.....	61	64	Luce, Derrel (LB) Baylor.....	58	75-78
Kitchings, Desmond (WR) Furman.....	12	01	Luck, Andrew (QB) Stanford.....	12	12-18
*Klecko, Dan (DT) Temple.....	61/90/92	06-07	Lush, Mike (DB) E. Stroudsburg St.....	28	86
Klecko, Joe (NT) Temple.....	73	88	Luther, Ed (QB) San Jose St.....	11	86
Knight, Steve (OL) Tennessee.....	63/73	87-88	Lutrus, Scott (LB) Connecticut.....	56	11
Kofler, Matt (QB) San Diego State.....	12	85	*Lyles, Lenny (DB) Louisville.....	26/43	58, 61-69
Koman, Bill (G) North Carolina.....	65	56	Lynch, Corey (DB) Appalachian State.....	42	13
Kostelnik, Ron (T) Cincinnati.....	65	69	Mack, Marlon (RB) South Florida.....	25	17-19
Kovac, Ed (B) Cincinnati.....	43	60	Mackey, Dee (E) E. Texas St.....	85	61-62
Krahl, Jim (DT) Texas Tech.....	90	79-80	*Mackey, John (TE) Syracuse.....	88	63-71
Krauss, Barry (LB) Alabama.....	55	79-88	Macklin, David (DB) Penn State.....	27	00-03
Krieger-Coble, Henry (TE) Iowa.....	45	17	MacLeod, Tom (LB) Minnesota.....	52	74-78
*Krouse, Ray (DE) Maryland.....	78	58	Madison, Anthony (DB) Alabama.....	37	09
Kunz, George (T) Notre Dame.....	75	75-77, 80	Maggitt, Curt (LB) Tennessee.....	92	16
Labinjo, Mike (LB) Michigan State.....	92	05	Mahaffey, Ryan (FB) Northern Iowa.....	47	11
*LaCasse, Ryan (DE) Syracuse.....	99	06	Mahlum, Eric (G) California.....	65	94-96
Lacey, Jacob (DB) Oklahoma St.....	27	09-11	*Maitland, Jack (RB) Williams.....	23/40	70
La Fleur, Greg (TE) LSU.....	83	86	Majkowski, Don (QB) Virginia.....	7	93-94
Laird, Bruce (DB) American Intl.....	40	72-81	Mallard, Josh (DT) Georgia.....	68	02
Landry, Greg (QB) Massachusetts.....	11	79-81	Mandarchik, Tony (T) Michigan St.....	79	96-98
Landry, LaRon (DB) LSU.....	30	13-14	*Manning, Peyton (QB) Tenn.....	18	98-11
Langas, Bob (E) Wayne.....	83	54	Manoa, Tim (RB) Penn State.....	44	91
Lange, Bill (G) Dayton.....	66	53	Maples, Butch (C) Baylor.....	53	63
Langford, Kendall (DE) Hampton.....	90	15-16	*Marchetti, Gino (DE) USF.....	75/89	53-64, 66
Langhorne, Reggie (WR) Elizabeth City St.....	85	92-93	Marshall, Greg (DT) Oregon St.....	66	78
LaPointe, Ron (TE) Penn State.....	85	80	Martin, Jim (K) Notre Dame.....	47	63
Larson, Kurt (LB) Michigan State.....	59	89-90	Martin, Robbie (WR) Cal Poly-SLO.....	31/88	85-86
*Larson, Lynn (T) Kansas State.....	67	71-72	Martin, Ronald (S) LSU.....	40	17
Laskey, Bill (LB) Michigan.....	51	71-72	Martin, Sammy (WR) LSU.....	86	91
Lattimore, Brian (RB) SE Mo. State.....	21	91	Martin, Steve (DT) Missouri.....	90	96-98
Lawton, Luke (RB) McNeese State.....	45	07	Mason, Lindsey (T) Kansas.....	79	83
Leaks, Roosevelt (RB) Texas.....	48	75-79	Mathews, Jason (T) Tex. A&M.....	67/74	94-97
Leberman, Bob (B) Syracuse.....	40	54	Mathews, Ricardo (DT) Cincinnati.....	91	10-13
*Lee, David (P) Louisiana Tech.....	49	66-78	Mathias, Ric (DB) Wisc.-LaCrosse.....	42	98
Lee, Keith (DB) Colorado State.....	42	85	Mathis, Dedic (DB) Houston.....	26	96-97
Lee, Monte (C) Texas.....	67	65	*Mathis, Robert (DE) Alabama A&M.....	98	03-13, 15-16
Lee, Ron (RB) West Virginia.....	34	76-78	Matich, Trevor (OL) BYU.....	64	92-93
Leeuwenburg, Jay (OG) Colorado.....	58	96-98	Matte, Tom (RB) Ohio St.....	27/41	61-72
Lefeged, Joe (DB) Rutgers.....	35	11-13	Mattes, Ron (T) Virginia.....	75	92
Leiding, Jeff (LB) Texas.....	92	86-87	Mattiace, Frank (DL) Holy Cross.....	97	87
Leigeb, Brian (DB) Cen. Michigan.....	40	02	*Matuszak, Marv (B) Tulsa.....	64	59-61

# HISTORY



Mauck, Carl (LB) So. Illinois.....	65	69	Miranda, Paul (DB) Central Florida.....	21	99
Maulet, Arthur (CB) Memphis.....	32	18	Mitchell, Lydell (RB) Penn State.....	26	72-77
*Maxwell, Tom (B) Texas A&M.....	42	69-70	Mitchell, Mike (S) Ohio.....	34	18
Maxwell, Vernon (LB) Arizona St.....	56	83-84	Mitchell, Pete (TE) Boston College.....	49	03
*May, Ray (LB) USC.....	56	70-72	*Mitchell, Tom (TE) Bucknell.....	84	68-73
Mayo, Ron (TE) Morgan State.....	83	74	Moala, Fili (DT) USC.....	95	09-13
Mbu, Joey (NT) Houston.....	94	17	Moncrief, Donte (WR) Mississippi.....	10	14-17
McAfee, Pat (P) West Virginia.....	1	09-16	Montgomery, Monty (DB) Houston.....	34	97-99
McCall, Reese (TE) Auburn.....	86	78-82	Mooney, Ed (LB) Texas Tech.....	58	72-73
McCauley, Don (RB) N. Carolina.....	23	71-81	Moore, Alvin (RB) Arizona State.....	23	83-84
McClendon, Jacques (OG) Tenn.....	65/80	10	Moore, Corey (S) Georgia.....	36	18
McClendon, Skip (DL) Arizona St.....	95	92-93	Moore, Devin (RB) Wyoming.....	45	10
McCloskey, Mike (HB) Penn State.....	49	87	Moore, Henry (B) Arkansas.....	27	57
McCloughan, Dave (DB) Colorado.....	42	91	Moore, Jimmy (G) Ohio State.....	65	81
McCoy, Tony (NT) Florida.....	61/94	92-99	Moore, Kenny (WR) Wake Forest.....	80	10
McDaniel, Emmanuel (DB) E. Carolina.....	39	97-98	Moore II, Kenny (CB) Valdosta State.....	42/23	17-19
McDonald, Devon (LB) Notre Dame.....	57	93-95	Moore, Larry (OL) Michigan.....	50/72	98-01
McDonald, Dewey (S) California (Pa.).....	31	14-15	*Moore, Lenny (RB) Penn State.....	24	56-67
McDonald, Quintus (LB) Penn St.....	96	89-91	Moore, Mewelde (RB) Tulane.....	26/37	12
McDougal, Kevin (RB) Colo. St.....	43	00-01	Moore, Sio (LB) Connecticut.....	51/55	15-16
McElroy, Leeland (RB) Texas A&M.....	34	99	Moore, Skai (LB) South Carolina.....	55	18-19
McElroy, Ray (DB) E. Illinois.....	40	95-98	*Moorehead, Aaron (WR) Illinois.....	85	03-07
*McFarland, Anthony (DT) LSU.....	32	06-07	Morgan, DaJuan (DB) N. Car. St.....	34	10
McGill, T.Y. (DT) North Carolina State.....	67/99	15-16	Morgan, Stanley (WR) Tenn.....	86/88	90
McGlynn, Mike (G/C) Pittsburgh.....	75	12-13	*Morrall, Earl (QB) Michigan St.....	15	68-71
McGregor, Keli (TE) Colorado St.....	83	85	Morris, Darryl (CB) Texas State.....	35	16
McGuire, Kaipo (WR) BYU.....	10/11	97-98	*Morris, Rob (LB) Brigham Young.....	94	00-07
McHan, Lamar (QB) Arkansas.....	14/17	61-63	Morris, Stephen (QB) Miami (Fla.).....	7	16
McKinney, Steve (G) Texas A&M.....	76	98-01	Morrison, Antonio (LB) Florida.....	44	16-17
McLaughlin, Chase (K) Illinois.....	5	19	Morrison, Don (T) Texas-Arl.....	79	78
McLemore, Chris (RB) Arizona.....	36	87	Morrison, Steve (LB) Michigan.....	52/92	95-98
McLemore, Thomas (TE) Southern.....	81	95	Morton, Mike (LB) N. Carolina.....	51	01
McMillan, Chuck (B) John Carroll.....	31	54	Mosier, John (TE) Kansas.....	88	72
McMillan, Randy (RB) Pittsburgh.....	32	81-86	Moss, Roland (RB, TE) Toledo.....	44	69
McNanie, Sean (DL) San Diego St.....	90	90	Moss, Zefross (T) Alabama St.....	73	89-94
McNary, Josh (LB) Army.....	57	13-16	Moten, Adrian (LB) Maryland.....	57	11
McNeill, Mike (TE) Nebraska.....	80	11	Mount, Deiontrez (LB) Louisville.....	48	16
McNichols, Jeremy (RB) Boise State.....	34	18	Mrosko, Bob (TE) Penn State.....	88	91
McPhail, Buck (RB) Oklahoma.....	31	53	Muhammad, Al-Quadin (DE) Miami (Fla.).....	97	18-19
McQuaid, Dan (OL) UNLV.....	60	88	Muhammad, Mustafah (DB) Fres. St.....	21/31	99-00
Meadows, Adam (T) Georgia.....	73	97-03	Muir, Dan (DT) Kent State.....	90	08-11
Melvin, Rashaan (CB) Northern Illinois.....	30	16-17	Muamba, Henoc (LB) St. Francis Xavier.....	51	14
Memmelaar, Dale (G) Wyoming.....	67	66-67	Mumphord, Lloyd (CB) Texas So.....	42	75-78
Mendenhall, Ken (C) Oklahoma.....	57	71-80	*Munro, James (RB) Syracuse.....	23	02-06
Meredith, Jamon (T) South Carolina.....	64	14	Munsey, Nelson (CB) Wyoming.....	31	72-77
Merritts, Jim (DL) West Virginia.....	65	87	Murphy, Rob (G) Ohio State.....	61	02
Metcalfe, Bo (FB) Baylor.....	28	84	Murray, Dan (LB) E. Stroudsburg St.....	52	89
Mewhort, Jack (G) Ohio State.....	75	14-17	Murray, Walter (WR) Hawaii.....	86	86-87
Michael, Christine (RB).....	38	18	Murtha, Greg (T) Minnesota.....	78	82
Michaels, Lou (DE, K) Kentucky.....	79	64-69	*Mutscheller, Jim (E) Notre Dame.....	84	54-61
Mickens, Arnold (RB) Butler.....	27	96	Myers, Bob (T) Ohio St.....	79	55
Middleton, Frank (RB) Florida A&M.....	43	84-85	*Myhra, Steve (LB, K) N. Dakota.....	65	57-61
Mike-Mayer, Steve (K) Maryland.....	5	79-80	Myslinski, Tom (OL) Tennessee.....	67	98
Mildren, Jack (S) Oklahoma.....	11	72-73	Nagle, Browning (DB) Louisville.....	18	94
Miller, Brandon (DT) Georgia.....	65	00	Naposki, Eric (LB) Connecticut.....	51	89
Miller, Chuckie (DB) UCLA.....	28	88	Neal, Dan (C) Kentucky.....	50	73-74
Miller, Dan (K) Miami (Fla.).....	1	82	Neal, Leon (RB) Washington.....	20	96-97
Miller, Eddie (WR) South Carolina.....	86	92-93	*Nelson, Andy (DB) Memphis St.....	80	57-63
*Miller, Fred (DT) LSU.....	76	63-72	*Nelson, Dennis (T) Illinois State.....	68	70-74
Miller, Kyle (TE) Mount Union.....	86	12	Nelson, Jim (LB) Penn State.....	57	03-04
Miller, Prince (DB) Georgia.....	26	11	Nelson, Quenton (G) Notre Dame.....	56	18-19
Miligan, Rolan (S) Toledo.....	42	18-19	Nettles, Doug (CB) Vanderbilt.....	30	74-79
Mills, Jim (T) Hawaii.....	76	83-84	Nevis, Drake (DT) LSU.....	94	11-12
Milton, Chris (CB) Georgia Tech.....	40/28	16-18	*Newsome, Billy (DE) Grambling.....	81	70-72
Mingo, Barkevious (OLB) LSU.....	52	17	Newsome, Jonathan (LB) Ball State.....	91	14-15
Mioduszewski, Ed (B) Wm. & Mary.....	26	53	Newton, Jim (OT) Utah State.....	69	03

# HISTORY



Newton, Mike (DB) Buffalo .....	38	10	*Pellington, Bill (LB) Rutgers .....	36/65	53-64
Nichols, Ricky (WR) East Carolina .....	80	85	Pelton, Mike (DL) Auburn .....	99	95
*Nichols, Robbie (LB) Tulsa .....	52	70-71	Pender, David (DB) Purdue .....	34	10
Nicks, Hakeem (WR) North Carolina .....	14	14	Pendleton, Jeris (DL) Ashland .....	61	13
Nixon, Xavier (T) Florida .....	71	13-14	Pepper, Gene (G) Mississippi .....	60	54
Noble, James (WR) S.F. Austin .....	87	87	Perkins, Bruce (WR) Arizona State .....	34	91
Noga, Al (DE) Hawaii .....	99	94	*Perkins, Ray (WR) Alabama .....	27	67-71
Nottingham, Don (RB) Kent St. ....	48	71-73	Perry, Joe (RB) Compton CC (CA) .....	34	61-62
Novak, Ken (DT) Purdue .....	74	76-77	Perry, Josh (OLB) Ohio State .....	49	17
*Nowatzke, Tom (RB) Indiana .....	34	70-72	Perryman, Jim (DB) Milikin .....	43	87
*Nugent, Terry (QB) Colo. State .....	14	87	Person, Mike (C) Montana State .....	72	17
Num, Freddie Joe (DE) Miss. ....	93	94-96	Peter, Christian (DT) Nebraska .....	97	01
Nussmeier, Doug (QB) Idaho .....	10	98	Petersen, Ted (T) Eastern Illinois .....	71	84
*Nutter, Buzz (C) VPI .....	50	54-60, 65	Peterson, Gerald (T) Texas .....	76	56
Nwokorie, Chukie (DE) Purdue .....	91	99-02	Peterson, Mike (LB) Florida .....	52	99-02
Nyers, Dick (B) Indiana Central .....	21/80	56-57	Petrowski, Jamie (TE) Indiana St. ....	80	08
Oatis, Victor (WR) N.W. Louisiana .....	84	83	Petties, Neal (E) San Diego St. ....	84	64-66
*O'Brien, Jim (K, WR) Cincinnati .....	80	70-72	Phillips, Carroll (DE) Illinois .....	59	18
O'Dell, Stu (LB) Indiana .....	55	78	Phillips, Ryan (LB) Idaho .....	56	01
Odom, Cliff (LB) Texas-Arlington .....	49/93	82-89	Phillips, Shawn (LB) Purdue .....	55	14
Odum, George (S) Central Arkansas .....	30	18-19	Pierson, Pete (T) Washington .....	69	02
Ojinnaka, Quinn (T) Syracuse .....	69	11	Pinkney, Reggie (DB) E. Carolina .....	37	79-81
Okereke, Bobby (LB) Stanford .....	58	19	Pipkins, Lenzy (CB) Oklahoma State .....	37	18
Okine, Earl (DE) Florida .....	95	15	Pitcock, Quinn (DT) Ohio State .....	97	07
Oldham, Ray (S) Mid. Tenn. St. ....	25	73-77	Pittman, Charlie (RB) Penn St. ....	42	71
Olds, Bill (RB) Nebraska .....	38	73-75	Plantz, Ron (OL) Notre Dame .....	67	87
Oliver, Bobby (WR) Ohio State .....	16/18	95-96	Plummer, Bruce (DB) Miss. St. ....	23	89
Oliver, Hubert (FB) Arizona .....	30	86	Plummer, Chad (WR) Cincinnati .....	16/87	99-00
Olsen, Hans (DT) BYU .....	67	01	*Plunkett, Sherm (T) Md. St. ....	79	58-60
Olsen, Seth (G) Iowa .....	73	11-12	Pollak, Mike (G) Arizona State .....	78	08-11
O'Neal, Calvin (LB) Michigan .....	51	78	Pollard, Marcus (TE) Bradley .....	81	95-04
O'Neal, Robert (DB) Clemson .....	32	93-94	Poole, Barney (E) Army, Miss .....	83	53
*O'Neil, Keith (LB) N. Arizona .....	53	05-06	Poole, Tyrone (DB) Fort Valley St. ....	38	98-00
Ortko, Bob (LB) Penn State .....	51	87	Pope, Kendyll (LB) Florida State .....	55	04
Orluna, Joe (RB) Nebraska .....	37	74	Porter, Ricky (RB) Slippery Rock, Pa. ....	20	83
Orlovsky, Dan (QB) Connecticut .....	6	11	Porter, Ron (LB) Idaho .....	55	67-69
*Orr, Jimmy (E) Georgia .....	28	61-70	Porter, Tracy (WR) LSU .....	87	83-84
Orvis, Herb (DT) Colorado .....	88	79-81	Potts, Roosevelt (RB) NE Louisiana .....	35/42	93-97
O'Steen, Dwayne (DB) San Jose St. ....	35	82	Powell, Carl (DL) Louisville .....	92	97
Ours, Wes (FB) W. Virginia .....	44	01	Powers, Jerraud (DB) Auburn .....	25	09-12
Overton, Matt (LS) W. Washington .....	45	12-16	Prater, Shaun (CB) Iowa .....	26	15
Owens, Luke (T) Kent St. ....	72	57	Pratt, Robert (G) N. Carolina .....	61	74-81
Owens, R.C. (E) Coll. Of Idaho .....	27	62-63	*Preas, George (T) VPI .....	60	55-65
Ozdowski, Mike (DE) Virginia .....	51/71	78-81	Price, Sheldon (CB) UCLA .....	40	15
Padjen, Gary (LB) Arizona St. ....	60/90	82-84, 87	*Pricer, Billy (RB) Oklahoma .....	31	57-60
Pagel, Mike (QB) Arizona St. ....	18	82-85	Prior, Mike (DB) Illinois State .....	39	87-92
Painter, Curtis (QB) Purdue .....	7	09-11	*Proehl, Ricky (WR) Wake Forest .....	11	06
Palmer, Nathan (WR) N. Illinois .....	10	12	Pruitt, James (WR) Cal. St.-Ful. ....	49/86	88-89
Pankey, Irv (T) Penn State .....	75	91-92	Pugh, David (DT) Virginia Tech .....	95	02-03
Paris, William (OL) Michigan .....	79	91	Purifoy Loucheiz (CB) Florida .....	23	14
Parker, Anthony (DB) Arizona St. ....	43	89	Pyatt, Brad (WR) N. Colorado .....	84	03-04
*Parker, Jim (T/G) Ohio State .....	77	57-67	Pyle, Palmer (G) Michigan St. ....	62	60-63
Parker, Steve (DE) E. Illinois .....	78	83-84	Quarles, Kelcy (DT) South Carolina .....	73	14
Parrish, James (OL) Temple .....	75	93	Quinn, Mike (QB) S.F. Austin .....	11	98
Parry, David (DT) Stanford .....	54	15-16	Raba, Bob (TE) Maryland .....	85	80
Pascal, Zach (WR) Old Dominion .....	14	18-19	Radachowsky, George (DB) Boston Col. ....	21	84-85
Patera, Jack (LB) Oregon .....	61	55-57	Radecic, Scott (LB) Penn St. ....	52/97	90-95
Pathon, Jerome (WR) Wash .....	86	98-01	Radosevich, George (C) Pitt .....	52/72	54-56
Patrick, Garin (OL) Louisville .....	64/68	95-97	Raiff, Jim (G) Dayton .....	60	54
Patten, Joel (T) Duke .....	65	87-88	Rainey, Chris (RB) Florida .....	25	13
Patterson, Eric (CB) Ball State .....	41	15	Ramsey, LaJuan (DT) Southern Cal .....	99	08
Pear, Dave (DT) Washington .....	65	75	Ramsey, Tom (QB) UCLA .....	14	89
Pearson, Preston (RB) Illinois .....	26	67-69	Randle, Tate (CB) Texas Tech .....	35	83-86
Peguese, Willis (DE) Miami .....	96	92-93	Randolph, Thomas (DB) Kansas St. ....	27	99
Peko, Kyle (DT) Oregon State .....	76	19	Ransdell, Bill (QB) Kentucky .....	9	88
Peko, Tupe (C/G) Michigan State .....	56	02-04	Ratigan, Brian (LB) Notre Dame .....	52	94

# HISTORY



Ratliff, Keiwan (DB) Florida.....	31/35	07-08	Santi, Tom (TE) Virginia.....	86	08-09
Ray, John (OL) West Virginia.....	58	93	Sapp, Gerome (DB) Notre Dame.....	38	04-05
Raymond, Gerry (G) Boston Col.....	63	82	Satele, Samson (C) Hawaii.....	64	12-13
Redd, Glen (LB) BYU.....	16	05	Satterwhite, Howard (WR/KR) Sam Houston St28.....	77	
*Reagor, Montae (DT) Texas Tech.....	90	03-06	*Saturday, Jeff (C) North Carolina.....	63	99-11
*Rechichar, Bert (DB/K) Tenn.....	44	53-59	Saul, Bill (LB) Penn State.....	50	62-63
Redd, Glen (LB) BYU.....	58	86	Saunders, Wesleye (TE) S. Carolina.....	85	12-14
Redding, Cory (DE) Texas.....	90	12-14	Sauter, Cory (QB) Minnesota.....	11/16	02-03
Redmond, Adam (G) Harvard.....	61	17	Schlichter, Art (QB) Ohio State.....	10	82, 84-85
Reece, Geoff (C) Washington St.....	50	78	Schmiesing, Joe (DT/DE) N.M. St.....	75	73
Reed, David (WR) Utah.....	85	13	*Schobel, Bo (DE) TCU.....	64	06
Reed, Mark (QB) Moorhead St, Minn.....	8	83	Schultz, William (OL) USC.....	74	90-93
Reese, Guy (T) SMU.....	75	64-65	Scioli, Brad (DE) Penn State.....	99	99-04
*Reid, Darrell (DT) Minnesota.....	95	05-08	Sciuillo, Steve (G) Marshall.....	74	03
*Reid, Dexter (DB) N. Carolina.....	36	05-06	Scott, Chris (DE) Purdue.....	95	84-85
Reid, Spencer (LB) BYU.....	56	99	Scott, Freddie (WR) Amherst.....	86	74-77
Reitz, Joe (G) W. Michigan.....	76	11-16	Scott, Freddie (WR) Penn State.....	15	98
Remo, Roger (LB) Syracuse.....	90	87	*Scott, Jake (G) Idaho.....	73	04-07
Renfro, Dean (B) N. Texas St.....	20	55	Senn, Jordan (LB) Portland State.....	51	08-09
*Ressler, Glenn (G) Penn State.....	62	65-74	Session, Clint (LB) Pittsburgh.....	55	07-10
Rhodes, Danny (LB) Arkansas.....	56	74	Sharkey, Ed (G) Duke, Nevada.....	64	53
*Rhodes, Dominic (RB) Midwest St.....	30/33/38	01-06, 08, 10	*Shaw, George (QB) Oregon.....	14	55-58
Rhodes, Luke (LB/LS) William & Mary.....	46	16-19	Shello, Kendel (DL) Southern.....	97	96-98
Rice, Simeon (DE) Illinois.....	78	07	Sheard, Jabaa (DE) Pittsburgh.....	93	17-19
Richard, Jamey (C) Buffalo.....	61	08-11	Sheppard, Kelvin (LB) LSU.....	52	13
*Richardson, Jerry (E) Wofford.....	87	59-60	*Sherer, Dave (E) SMU.....	86	59
Richardson, Mike (DB) Notre Dame.....	37	10	Sherwin, Tim (TE) Boston Col.....	83	81-87
Richardson, Trent (RB) Alabama.....	34	13-14	Shields, Burrell (B) John Carroll.....	31	55
Richardson, Willie (WR) Jackson St.....	87	63-69, 71	Shields, Lebron (G) Tennessee.....	73	60
Ricketts, Tom (G) Pittsburgh.....	58	92	Shields, Paul (RB) Arizona.....	39	99-00
Rideaux, Darrell (DB) USC.....	38	03	Shinners, John (G) Xavier.....	64	72
Ridder, Tim (T) Notre Dame.....	72	00-01	*Shinnick, Don (LB) UCLA.....	66	57-68
Ridgeway, Hassan (DT) Texas.....	91	16-18	Shiple, A.Q. (C) Penn State.....	62	12, 14
Riley, Butch (LB) Texas A&I.....	54	69	Shiver, Sanders (LB) Carson-Newman.....	54	76-83
Riley, Eugene (TE) Ball State.....	87	90	Shlapak, Boris (K) Michigan State.....	2	72
Rison, Andre (WR) Michigan St.....	85/87	89	Shoulders, Darin (T) Tulane.....	64	91
Roberg, Mike (TE) Idaho.....	85	02	Shula, David (WR) Dartmouth.....	85	81
Robinson, Charles (G) Morgan St.....	66	54	Shula, Don (DB) John Carroll.....	25	53-56
Robinson, Freddie (DB) Alabama.....	47	87-88	Siani, Mike (WR) Villanova.....	45	78-80
Robinson, Gijon (TE) Mo. West St.....	47	08-10	Silva, Jamie (DB) Boston College.....	40	08-09
Robinson, Glenn (DE) Oklahoma St.....	71	75	Simmons, Dave (LB) N. Carolina.....	60/96	82
Robinson, Josh (RB) Mississippi St.....	34	15	Simmons, John (CB) SMU.....	41	87
Robinson, Patrick (CB) Florida State.....	25	16	Simmons, Stacey (WR) Florida.....	85	90
Robinson, Roderick (QB) Ark.-PB.....	8	01	Simmons, Tony (WR) Wisconsin.....	14	01
Roby, Courtney (WR) Indiana.....	10	08	*Simon, Corey (DT) Florida State.....	97	05-06
Rogers, Chester (WR) Grambling State.....	80	16-19	Simon, John (OLB) Ohio State.....	51	17
Rogers, Da'Rick (WR) Tennessee Tech.....	16	13	Simonini, Ed (LB) Texas A&M.....	56	76-81
Rogers, Nick (DE) Georgia Tech.....	37	04	Simonson, Dave (T) Minnesota.....	60	74
Rogers, Ron (LB) Georgia Tech.....	51	98	Simpson, Chad (RB) Morgan St.....	35	08-09
Rowe, David (DT) Penn State.....	74	78	*Simpson, Jack (B) Florida.....	41	58-60
Royal, Andre (LB) Alabama.....	56	98	Sims, Ernie (LB) Florida State.....	35	11
Rucker, Chris (DB) Michigan St.....	36	11	Sims, Marvin (RB) Clemson.....	39	80-81
Rudnick, Tim (DB) Notre Dame.....	43	74	Sims, Thomas (DL) Pittsburgh.....	92	93-94
*Rushing, T.J. (DB) Stanford.....	20/34	06-09	Sims, Tommy (S) Tennessee.....	45	86
Rypien, Mark (QB) Wash. State.....	16	01	Sinnot, John (T) Brown.....	79	82
Saar, Brad (LB) Ball State.....	59	87	Siragusa, Tony (NT) Pittsburgh.....	98	90-96
Salisbury, Sean (QB) USC.....	8/13	87	Slauson, Matt (G) Nebraska.....	68	18
Sally, Jerome (NT) Missouri.....	76	87	Slutzker, Scott (TE) Iowa.....	84	96-97
Salter, Bryant (DB) Pittsburgh.....	46	76	Small, Torrance (WR) Alcorn State.....	87	98
*Sample, John (DB) Maryland St.....	44/47	58-60	Smedley, Eric (DB) Indiana.....	40	99
Sanchez, Rigoberto (P) Hawaii.....	2/8	17-19	*Smith, Billy Ray (T) Ark.....	74/83	61-62, 64-70
*Sanders, Bob (DB) Iowa.....	21	04-10	Smith, Braden (T) Auburn.....	72	18-19
Sanders, Glen (LB) Louisiana Tech.....	58	95	*Smith, Bubba (DE) Michigan St.....	78	67-71
*Sandusky, Alex (G) Clarion.....	68	54-66	Smith, Byron (DE) California.....	91	84-85
*Sanford, Leo (L) Louisiana Tech.....	55	58	Smith, Ed (LB) Vanderbilt.....	52	80-81
Sankey, Damell (ILB) Sacramento State.....	48	17	Smith, Detron (RB) Texas A&M.....	39/42	02-03



# HISTORY



Smith, D'Joun (CB) Florida Atlantic.....	30.....	15	Thomas, Jesse (B) Mich. St.....	40/41.....	55-57
Smith, Holden (WR) California.....	84.....	82	*Thomas, Josh (DE) Syracuse.....	91.....	04-09
*Smith, Hunter (P) Notre Dame.....	17.....	99-08	Thomas, Josh (CB) Buffalo.....	35.....	15
Smith, Ollie (WR) Tennessee St.....	80.....	73-74	Thomas, Kevin (DB) USC.....	21.....	11
Smith, Phil (WR) San Diego St.....	86.....	83-84	Thomas, Mark (DL) N. Car. St.....	75/90.....	98-01
Smith, Taj (WR) Syracuse.....	10.....	10	Thomas, Marquise (LB) Miss.....	94.....	93
Smith, Tevaun (WR) Iowa.....	17.....	16	Thomas, Ratcliff (LB) Maryland.....	51/55.....	98-00
Smith, Thomas (DB) N. Carolina.....	21.....	01	Thomas, Spencer (DB) Washburn.....	46.....	76
Smith, Zeke (LB) Auburn.....	61.....	60	Thompson, Arland (G) Baylor.....	67.....	82
Smolinski, Mark (B) Wyoming.....	32.....	61-62	Thompson, Aundra (WR) E. TX. St.....	21.....	83
*Snow, Justin (TE) Baylor.....	48.....	00-11	Thompson, Don (DE) Richmond.....	83.....	62-63
Snyder, Pat (OL) Purdue.....	57.....	91	Thompson, Donnel (LB/FB) Wisc.....	47/5.....	01-03
Sokoli, Kristjan (DE) Buffalo.....	46.....	16	Thompson, Donnell (DE) N. Carolina.....	99.....	81-91
Solt, Ron (G) Maryland.....	66.....	84-88, 92	Thompson, Norm (DB) Utah.....	43.....	77-79
*Sommer, Mike (RB) George Wash.....	26.....	59-61	Thompson, Ricky (WR) Baylor.....	88.....	76-77
*Sorgi, Jim (QB) Wisconsin.....	12.....	04-09	Thornton, David (LB) N. Carolina.....	50.....	02-05
Sowell, Bradley (T) Mississippi.....	60.....	12	Thornton, Hugh (G) Illinois.....	69.....	13-15
Speed, E.J. (LB) Tarleton State.....	45.....	19	Thornton, Reggie (WR) Bowl. Green.....	86.....	91
Spence, Sean (ILB) Miami (Fla.).....	55.....	17	Thorp, Don (NT) Illinois.....	62/78/96.....	87-88
Speyzer, Cotton (WR) Texas.....	28.....	72-74	Thorpe, Craphonso (WR) Florida St.....	15.....	07
*Spinney, Art (G) Boston College.....	63/81.....	53-60	*Thurston, Fred (G) Valparaiso.....	64.....	58
Stablein, Brian (WR) Ohio St.....	86.....	94-97	Tipton, Zurlon (RB) Central Michigan.....	37.....	14-15
Stanback, Harry (DE) N. Carolina.....	93.....	82	Toler, Greg (DB) St. Paul's College.....	28.....	13-15
*Standeford, John (WR) Purdue.....	84.....	06	Tolzner, Scott (QB) Wisconsin.....	16.....	16-17
Stargell, Tonny (DB) Tenn. State.....	45.....	92-93	Tomberlin, Pat (T) Florida St.....	68.....	89-90
Stark, Rohn (P) Florida State.....	3.....	82-94	Toner, Ed (RB) Boston Col.....	28/44.....	92-94
Staysniak, Joe (T) Ohio State.....	79.....	92-95	Tongue, Marco (CB) Bowie St.....	46.....	83
Stevens, Howard (RB) Louisville.....	27.....	75-77	Torretta, Gino (DB) Miami.....	2.....	97
Steward, Jason (DT) Fresno St.....	68.....	04-05	Toth, Zollie (RB) LSU.....	36.....	53-54
Stewart, Grover (DT) Albany State.....	90.....	17-19	Toudouze, Michael (T) TCU.....	75.....	07-11
Stith, Shyrone (RB) Va. Tech.....	30.....	01-02	Townsend, Deshea (DB) Alabama.....	23.....	10
Stock, Mark (WR) VMI.....	10/15.....	96	Travis, Ross (TE) Penn State.....	43.....	17, 19
*Stokley, Brandon (WR) SW La.....	83.....	03-06	Trent, Morgan (DB) Michigan.....	26.....	11
Stone, Avatus (B) Syracuse.....	41.....	58	Triplet, Nate (LB) Minnesota.....	54.....	10-11
Stonebreaker, Steve (LB) Detroit.....	31.....	64-66	Tripplett, Larry (DT) Washington.....	75.....	02-05
Stover, Matt (K) Louisiana Tech.....	3.....	09	Troup, Bill (QB) S. Carolina.....	12.....	74, 76-78
Street, Devin (WR) Pittsburgh.....	81.....	16	Trudeau, Jack (QB) Illinois.....	10.....	86-93
Streeter, George (DB) Notre Dame.....	46.....	90	Tryon, Justin (DB) Arizona St.....	20.....	10-11
Strickland, Donald (DB) Colorado.....	30.....	03-05	Tuinei, Van (DL) Arizona.....	96.....	98
Strock, Don (QB) Virginia Tech.....	12.....	89	Tullis, Willie (CB) Troy State.....	42.....	87-88
Strofolino, Mike (LB) Villanova.....	51.....	65	Tupa, Tom (QB) Ohio State.....	7.....	92
Studebaker, Andy (LB) Wheaton.....	58.....	13-15	Turay, Kemoko (DE) Rutgers.....	57.....	18-19
*Stukes, Charles (DB) Md. St.....	47.....	67-72	Turnbin, Robert (RB) Utah State.....	33.....	16-18
Stynchula, Andy (T) Penn State.....	83.....	66-67	Turner, Bake (E) Texas Tech.....	30.....	62
*Sullivan, Dan (G, T) Boston Col.....	71.....	62-72	Turner, Floyd (WR) N.W. Lou.....	85/88.....	94-95
Swoope, Craig (DB) Illinois.....	26.....	87-88	Turner, Ricky (QB) Wash. State.....	12.....	88
Swoope, Erik (TE) Miami (Fla.).....	86.....	15-16, 18	Ugoh, Tony (T) Arkansas.....	67.....	07-09
Sword, Sam (LB) Michigan.....	98.....	00-02	*Ulrich, Matt (G) Northwestern.....	69.....	05-06
*Szymanski, Dick (C/LB) Notre Dame.....	52.....	55, 57-68	*Unitas, John (QB) Louisville.....	19.....	56-72
Tabor, Tom (DT) Baylor.....	76.....	82	*Utecht, Ben (TE) Minnesota.....	47/86.....	04-07
Taliaferro, George (B) Indiana.....	20.....	53-54	Utt, Ben (G) Georgia Tech.....	64.....	82-89
Tamme, Jacob (TE) Kentucky.....	84.....	08-11	Van Divier, Randy (T) Washington.....	79.....	81
*Taseff, Carl (B) John Carroll.....	23.....	53-61	Van Duyn, Bob (G) Idaho.....	67.....	74-80
Tate, David (DB) Colorado.....	49.....	94-97	Vance, Eric (DB) Vanderbilt.....	37.....	02
Taylor, David (T) Catawba.....	64.....	73-79	Vander Laan, Jason (TE) Ferris State.....	45.....	17
Taylor, Hosea (DE) Houston.....	90.....	81, 83	Vander Poel, Mark (T) Col.....	72/75.....	91-92
Taylor, Jim Bob (QB) Georgia Tech.....	12.....	83	Vanderbeek, Matt (LB) Mich. St.....	58.....	90-92
Taylor, Keith (DB) Illinois.....	27.....	88-91	Vanderjagt, Mike (K) W. Va.....	12/13.....	98-05
Taylor, Shakial (CB) Kansas.....	47.....	19	Varga, Tyler (RB) Yale.....	38.....	15
Teichelman, Lance (DL) Texas A&M.....	99.....	94	Varty, Mike (LB) Northwestern.....	51.....	75
Tell III, Marvell (CB) USC.....	39.....	19	Vaughn, Cassius (CB) Mississippi.....	32.....	12-13
Tepper, Mike (G) California.....	67.....	11	Vaughn, Chip (DB) Wake Forest.....	49.....	10
Tevese, Martin (NT) UNLV.....	68.....	12	Venuto, Jay (QB) Wake Forest.....	14.....	81
Thomas, Ahmad (LB) Oklahoma.....	54.....	18	Venzke, Patrick (T) Idaho.....	65.....	04
Thomas, Donald (G) Connecticut.....	66.....	13	Verdin, Clarence (WR) SW Lou.....	83.....	88-93
Thomas, Jaimie (G) Maryland.....	73.....	10	Vessels, Billy (RB) Oklahoma.....	21.....	56

# HISTORY



Vickers, Kipp (OL) Miami .....	71	93-97	Williams, Frankie (CB) Purdue .....	37	16
*Vinatieri, Adam (K) S. Dakota St .....	4	06-19	Williams, John (RB) Wisconsin .....	40	87
Virkus, Scott (DE) San Fran. CC .....	94	84-85	*Williams, John (G) Minnesota .....	75	68-71
*Vogel, Bob (T) Ohio St .....	72	63-72	Williams, Jonathan (RB) Arkansas .....	39/33	18-19
Von der Ahe, Scott (LB) Arizona St .....	51	97	Williams, Josh (DT) Michigan .....	96	00-05
*Volk, Rick (DB) Michigan .....	21	67-75	Williams, Kendall (CB) Arizona St .....	44	83
Vollers, Kurt (T) Notre Dame .....	60	05	Williams, Keryynn (RB) Utah State .....	37	13
Vujnovich, Jeremy (T/G) Louisiana College .....	67	16-17	Williams, Kevin (WR) USC .....	21	81
Waechter, Henry (DE) Nebraska .....	71	83-84	Williams, Newton (RB) Arizona St .....	39	83
Walczak, Mark (TE) Arizona .....	83/84	87	Williams, Oliver (WR) Illinois .....	86	85-86
Walden, Erik (LB) Middle Tennessee State .....	93	13-16	Williams, Payton (DB) Fresno St .....	28	00
Walker, Anthony (LB) Northwestern .....	50	17-19	Williams, Ricky (RB) Texas Tech .....	35	02-03
Walker, Joe (DB) Nebraska .....	20	02	Williams, Sid (LB) Southern .....	64	68
Walker, Tony (LB) SE Mo. St .....	92	90-93	Williams, Steve (DT) Western Car .....	74	74
Wallace, Jackie (S) Arizona .....	20	75-76	Williams, Teddy (CB) Texas-San Antonio .....	21	12
Walls, Raymond (DB) So. Miss .....	42	01	Williams, Trey (RB) Texas A&M .....	40	15
Walsh, Steve (QB) Miami .....	4	99	Williams, Vaughn (DB) Stanford .....	40	84
Walters, Troy (WR) Stanford .....	86	02-05	Williams, Warren (RB) Miami .....	44	93
Ward, Jihad (DT) Illinois .....	51	18-19	Willis, Khari (S) Michigan State .....	37	19
Ward, Jim (QB) Gettysburg .....	16	67-69	Willy, Drew (DB) Buffalo .....	16	09
Warren, Lamont (RB) Colorado .....	21	94-98	Wilson, Abu (RB) Utah State .....	37	98
Washington, Charles (DB) Cameron .....	46	89	Wilson, Butch (E) Alabama .....	86	63-67
Washington, Joe (RB) Oklahoma .....	20	78-80	Wilson, Jamie (OL) Marshall .....	71	99
Washington, Marcus (LB) Auburn .....	53	00-03	Wilson, Quincy (CB) Florida .....	31	17-19
Washington, Ronnie (LB) NE Lou .....	57	89	Wilmot, Trevor (LB) Indiana .....	96	95
Watts, Damon (DB) Indiana .....	36	94-97	Windauer, Bill (DT) Iowa .....	65	73-74
*Wayne, Reggie (WR) Miami .....	37	01-14	Wingate, Elmer (E) Maryland .....	84/89	53
Weathers, Clarence (WR) Del. St .....	85	89	Winkler, Jim (T) Texas A&M .....	76/79/84	53
Webb, J/Marcus (T) West Texas A&M .....	61	18	Winn, Billy (DT) Boise State .....	99	15
Welch, Jim (B) SMU .....	46	60-67	Winter, Blaise (DE) Syracuse .....	96	84
Wells, Mike (DT) Iowa .....	95	01	Wisniewski, Leo (NT) Penn St .....	69	82-84
Welsh, Jonathan (DE) Wisconsin .....	99	05	Wolford, Will (T) Vanderbilt .....	67	93-95
Werner, Bjoern (LB) Florida State .....	92	13-15	Womble, Royce (RB) N. Texas St .....	26	54-57
West, Derek (T) Colorado .....	72	95-97	Wonsley, George (RB) Miss. St .....	34	84-88
Westerman, Jamaal (LB) Rutgers .....	97	12	Wood, Mike (K) S.E. Missouri .....	16	81-82
Whalen, Griff (WR) Stanford .....	17	12-15	Woods, Al (NT) LSU .....	99	17-18
Wheeler, Philip (LB) Ga. Tech .....	50	08-11	Woods, Mike (LB) Cincinnati .....	59	79-81
White, Blair (WR) Michigan St .....	15	10-11	Wooten, Tito (DB) NE Louisiana .....	28	99
White, Bob (B) Stanford .....	25	55	Workman, Vince (RB) Ohio State .....	46	95-96
White, Brad (DT) Tennessee .....	92	84-85	Worsley, Victor (LB) North Carolina .....	51	07
White, D.J. (CB) Georgia Tech .....	37	17	*Wright, George (DT) Houston .....	60/74	70-71
White, Stan (LB) Ohio State .....	53/54	72-79	Wright, Johnnie (RB) S.C.-Col .....	38	82
White, Will (DB) Florida .....	21	93	Wright, Keith (DL) Missouri .....	97	04
Whitehurst, Charlie (QB) Clemson .....	6	15	Wright, Steve (T) Northern Iowa .....	73	83-84
Whiteside, Keyon (LB) Tenn .....	52	03-04	Wright, Terry (DB) Temple .....	27/40	87-88
Whittington, Bernard (DE) Indiana .....	95	94-00	Ya-Sin, Rock (CB) Temple .....	34	19
Widell, Doug (G) Boston College .....	64	96-97	Yeboah-Kodie, Phil (LB) Penn St .....	57	96
Wiegmann, Casey (OL) Iowa .....	68	96	Yohn, Dave (C) Gettysburg .....	51	62
Wiggins, Jermaine (TE) Georgia .....	85	02	Young, Anthony (DB) Temple .....	37	85
Wilcox, J.J. (S) Georgia Southern .....	37	18	Young, Buddy (B) Illinois .....	22	53-55
Wilkinson, Daryl (DE) Houston .....	92	81	Young, Dave (TE) Purdue .....	81/86	83-84
Wilkins, Jordan (RB) Mississippi .....	20	18-19	Young, Dick (B) Chattanooga .....	24/31	55-56
*Wilkins, Terrence (WR) Virginia .....	10/80	99-01, 03, 06	Young, Fredd (LB) New Mex. St .....	56	88-90
Williams, Brandon (TE) Oregon .....	85	17	Zabel, Steve (LB) Oklahoma .....	58	79
Williams, Chad (WR) Grambling State .....	11	19	Zbikowski, Tom (S) Notre Dame .....	28	12
Williams, Duke (S) Nevada .....	31	16	Zgonina, Jeff (DL) Purdue .....	90	98

# HISTORY



The following players and coaches were members of the Baltimore Colts teams that played in the All American Football Conference and then in the NFL during the 1947-1950 seasons.

## COACHES

Campofreda, Nick – W. Md. ....	1947	Edmonds, Don – Indiana .....	1947	Miner, Wayne – Notre Dame .....	1950
Conkright, Bill – Oklahoma .....	1949	Hewlett, Andy – Davidson .....	1947	O'Rourke, Charlie. – Boston College ..	1949
Crow, Clem – Notre Dame .....	1950	Hunt, Joel – Texas A&M .....	1947	Pirro, Rocco – Catholic U .....	1950
Defilippo, Lou – Fordham .....	1948	Isbell, Cecil – Purdue .....	1947-49	Stidham, Tom – Haskell .....	1947-48
Driskill, Walter – Colorado .....	1949	Michalske, Mike – Penn State .....	1949	Taylor, John – Ohio State .....	1947

## PLAYERS

Akins, Frank (B) Washington St. ....	47	Leonard, Bill (E) Notre Dame .....	54	49
Artoe, Lee (T) Santa Clara, Calif. ....	44	Lio, Augie (G) Georgetown .....	37	47
Averno, Sisto (G) Muhlenberg College ..	31	Livingstone, Bob (B) Notre Dame .....	86	50
Baumgarten, Bill (E) Minnesota .....	29	Madar, Elmer (E) Michigan .....	53	47
Bechtol, Hub (E) Texas .....	57	Maggioli, Achille (B) Notre Dame .....	80	50
Beson, Warren (C) Minnesota .....	32	Marino, Vic (G) Ohio State .....	34	47
Berezney, Pete (T) Notre Dame .....	47	Maves, Earl (B) Wisconsin .....	48	48
Black, John (B) Mississippi State .....	85	Mayne, Lew (B) Texas .....	88	48
Blanda, George (QB) Kentucky .....	64	Mazzanti, Gino (B) Arkansas .....	83	50
Blandin, Ernie (T) Tulane .....	51	McCormick, Len (C) Baylor .....	28	48
Blount, Lamar (E) Mississippi St. ....	49	Meilus, John (T) Villanova .....	48	47-49
Brown, Hardy (LB) Tulsa .....	73	Mertes, Bus (B) Iowa .....	73	47-48
Buksar, George (B) Purdue, USF .....	77	Meyer, Gil (E) Wake Forest .....	55	47
Burk, Adrian (QB) Baylor .....	68	Mobley, Rudy (B) Hardin-Simmons .....	81	47
Campbell, Leon (B) Arkansas .....	78	Murray, Earl (G) Purdue .....	30	50
Case, Ernie (B) UCLA .....	67	Mutryn, Chet (B) Xavier .....	81	50
Castiglia, Jim (B) Georgetown .....	29	Nelson, Bus (C) Baylor .....	28	50
Coleman, Herb (C) Notre Dame .....	22/29	Nemeth, Steve (B) Notre Dame .....	48	47
Collins, Albin (B) LSU .....	88	Nolander, Don (C) Minnesota .....	22	47
Colo, Don (T) Brown .....	45	North, John (E) Vanderbilt .....	55	48-50
Cooper, Ken (C) Vanderbilt .....	33	Nowaskey, Bob (DE) Washington .....	52	48-50
Corley, Elbert (C) Mississippi State ..	22	Oristaglio, Bob (E) Penn .....	57	50
Cowan, Bob (C) Indiana .....	83	O'Rourke, Chas. (B) Boston Col. ....	66	48-49
Crisler, Hal (E) San Jose State .....	56	Owens, Jim (E) Oklahoma .....	59	50
Cure, Armand (B) Rhode Island .....	62	Page, Paul (B) SMU .....	88	49
Davis, Lamar (E) Ga. Tech. ....	51	Perina, Bob (B) Princeton .....	84	50
Dellerba, Spiro (B) Ohio State .....	71/77	Perpich, George (T) Georgetown .....	48	47
Donovan, Art (DT) Boston Col. ....	49/70	Pfohl, Bob (B) Purdue .....	85	48-49
Dudish, Andy (B) Georgia .....	88	Phillips, Mike (C) W. Maryland .....	21	47
Faunce, Everett (B) Minnesota .....	89	Poole, Oliver (E) Mississippi .....	54	48
Filchcock, Frank (B) Indiana .....	64	Prewitt, Felto (C) Tulsa .....	20	49
Fletcher, Arthur (E) Washburn .....	53	Rich, Herb (B) Vanderbilt .....	87	50
Fowler, Aubrey (B) Arkansas .....	80	Ruthstrom, Ralph (B) SMU .....	84	49
French, Barry (G) Purdue .....	35	Salata, Paul (E) USC .....	51	50
Galvin, John (B) Purdue .....	63	Schweder, John (G) Penn. ....	37/66	50
Gambino, Lucien (B) Maryland .....	77/89	Schwenk, Bud (B) Wash. U. ....	40/64	47
Garrett, Bill (G) Miss. St. ....	30	Sidorik, Alex (T) Miss. St. ....	44	48-49
Getchell, Gorham (E) Temple .....	59	Sigurdson, Sig (E) Lutheran .....	56	47
Gillory, Byron (B) Texas .....	87	Simmons, Jack (G) Detroit .....	32	48
Grain, Ed (G) Penn. ....	33/45	Sinkwich, Frank (B) Georgia .....	76	47
Grossman, Rex (B) Indiana .....	74	Smith, Joe (E) Texas Tech .....	56	48
Groves, George (G) Marquette .....	37	Spaniel, Frank (B) Notre Dame .....	85	50
Handley, Dick (C) Fresno State .....	24	Spavital, Jim (B) Okla. A&M .....	76	50
Hekkers, George (T) Wisconsin .....	44	Spinney, Art (G) Boston College .....	53	50
Higgins, Luke (G) Notre Dame .....	31/32/38	Spruill, Jim (T) Rice .....	46	48-49
Hillenbrand, Bill (B) Indiana .....	82	Stewart, Ralph (C) Missouri-N.D. ....	20	48
Jagade, Harry (B) Indiana .....	76	Stone, Bill (B) Bradley .....	82	49-50
Jenkins, Jon (T) Dartmouth .....	47	Sylvester, John (B) Temple .....	83	48
Jensen, Bob (E) Iowa State .....	54	Terrell, Ray (B) Mississippi .....	83	47
Jones, Ralph (E) Alabama .....	52	Tillman, Alonzo (C) Oklahoma .....	22	49
Kasap, Mike (T) Illinois .....	46	Tittle, Y.A. (QB) LSU .....	63	48-50
Kelly, Bob (B) Notre Dame .....	89	Tretobich, Ivan (B) St. Mary's .....	77	47
King, Ed (G) Boston College .....	34	Vacanti, Sam (B) Nebraska .....	67/69	48-49
Kingery, Wayne (B) LSU .....	80	Vardian, John (B) Ft. Pierce .....	87	47-48
Kissell, Vito (B) Holy Cross .....	72	Wedemeyer, Herman (B) St. Mary's ..	87	49
Klug, Ai (T) Marquette .....	38/41	Williams, Joel (C) Texas .....	22	50
Kodba, Joe (C) Purdue .....	28	Williams, Windell (E) Rice .....	53	48
Konetsky, Floyd (E) Florida .....	54	Wright, John (B) Maryland .....	71	47
Landrigan, Jim (T) Holy Cross-Dartmouth	59	Yokas, Frank (G) Great Lakes NTS .....	89	47
Leicht, Jake (B) Oregon .....	81	Zalejski, Ernie (B) Notre Dame .....	30	50
		Zorich, George (G) Northwestern .....	33	47



## COLTS DRAFT HISTORY

### COLTS FIRST ROUND DRAFT CHOICES

1953—Billy Vessels, HB, Oklahoma	1975—Ken Huff, G, North Carolina	1996—Marvin Harrison, WR, Syracuse
1954—Cotton Davidson, QB, Baylor	1976—Ken Novak, DT, Purdue	1997—Tarik Glenn, T, California
1955—George Shaw, QB, Oregon (bonus) Alan Ameche, FB, Wisconsin	1977—Randy Burke, WR, Kentucky	1998—Peyton Manning, QB, Tennessee
1956—Lenny Moore, HB, Penn State	1978—Reese McCall, TE, Auburn	1999—Edgerrin James, RB, Miami
1957—Jim Parker, T, Ohio State	1979—Barry Krauss, LB, Alabama	2000—Rob Morris, LB, Brigham Young
1958—Lenny Lyles, HB, Louisville	1980—Curtis Dickey, RB, Texas A&M Derrick Hatchett, CB, Texas	2001—Reggie Wayne, WR, Miami
1959—Jackie Burkett, C-LB, Auburn	1981—Randy McMillan, RB, Pittsburgh Donnell Thompson, DE, N. Carolina	2002—Dwight Freeney, DE, Syracuse
1961—Tom Matte, HB, Ohio State	1982—Johnie Cooks, LB, Mississippi St. Art Schlichter, QB, Ohio State	2003—Dallas Clark, TE, Iowa
1962—Wendell Harris, HB, LSU	1983—John Elway, QB, Stanford	2004—No Selection
1963—Bob Vogel, T, Ohio State	1984—Leonard Coleman, CB, Vanderbilt Ron Solt, G, Maryland	2005—Marlin Jackson, CB, Michigan
1964—Marv Woodson, HB, Indiana	1985—Duane Bickett, LB, Southern Cal	2006—Joseph Addai, RB, LSU
1965—Mike Curtis, FB-LB, Duke	1986—Jon Hand, DE, Alabama	2007—Anthony Gonzalez, WR, Ohio State
1966—Sam Ball, T, Kentucky	1987—Cornelius Bennett, LB, Alabama	2008—No Selection
1967—Bubba Smith, T, Michigan State Jim Detwiler, HB, Michigan	1988—No Selection	2009—Donald Brown, RB, Connecticut
1968—John Williams, G, Minnesota	1989—Andre Rison, WR, Michigan State	2010—Jerry Hughes, DE, Texas Christian
1969—Eddie Hinton, FL, Oklahoma	1990—Jeff George, QB, Illinois	2011—Anthony Costanzo, T, Boston College
1970—Norm Bulaich, RB, TCU	1991—No Selection	2012—Andrew Luck, QB, Stanford
1971—Don McCauley, RB, N. Carolina Leonard Dunlap, DB, N. Texas St.	1992—Steve Emtman, DT, Washington Quentin Coryatt, LB, Texas A&M	2013—Bjoern Werner, OLB, Florida State
1972—Tom Drougas, T, Oregon	1993—Sean Dawkins, WR, California	2014—No Selection
1973—Bert Jones, QB, LSU Joe Ehrmann, DT, Syracuse	1994—Marshall Faulk, RB, San Diego St. Trev Alberts, LB, Nebraska	2015—Phillip Dorsett, WR, Miami
1974—John Dutton, DE, Nebraska Roger Carr, WR, Louisiana Tech	1995—Ellis Johnson, DE/T, Florida	2016—Ryan Kelly, C, Alabama
		2017—Malik Hooker, S, Ohio State
		2018—Quenton Nelson, G, Notre Dame
		2019—No Selection
		2020—No Selection

### COLTS DRAFT SELECTIONS BY YEAR


1947	1948	1949
<b>SPECIAL</b> - Arnold Tucker, B, West Point; Ernie Case, B, UCLA	1. Bobby Layne, B, Texas 2. William Garrett, T, Mississippi State 3. Earl Cook, G, SMU 4. Dan Sandifer, B, LSU 5. Joe Smith, E, Texas Tech 6. Gene Ruskowski, T, Ohio U. 7. Jim Batchelor, B, East Texas State 8. Rex Olson, B, Brigham Young 9. Aubrey Fowler, B, Arkansas 10. Jack Fitch, B, North Carolina 11. Don Ettinger, T, Kansas 12. Paul Redfield, T, Colgate 13. Stan Magdziak, B, William & Mary 14. Dick Deranek, B, Indiana 15. Robert Norman, B, Washington & Lee 16. Charles Working, B, Washington & Lee 17. George Sparter, C, North Carolina 18. Rollin Prather, E, Kansas State 19. Norman Mosely, B, Alabama 20. Carmen Ragonese, B, New Hampshire 21. Bob Walker, B, Colorado Mines 22. Ray Borneman, B, Texas 23. Pete Tillman, C, Oklahoma 24. Robert Pfohl, B, Purdue 25. Lou Levanti, C, Illinois 26. Sam Zatkoff, E, Illinois 27. Harry Jagade, B, Indiana 28. Ben Bendrick, B, Wisconsin 29. Rex Grossman, B, Indiana 30. Dick Reinking, E, SMU	* <b>SECRET</b> - Richard Harris, T, Texas Levi Jackson, B, Yale
<b>REGULAR</b> 1. Elmer Madar, E, Michigan 2. Hubert Bechtol, E, Texas 3. Tommy Mont, B, Maryland 4. Weldon Humble, G, Rice 5. Russ Deal, T, Indiana 6. Don Malmberg, T, UCLA 7. Vic Schwall, B, Northwestern 8. Howard Turner, B, North Carolina State 9. Franklin Hubbell, E, Tennessee 10. Gaston Bourgeois, G, Tulane 11. James Brieske, C, Michigan 12. Rudy Mobley, B, Hardin-Simmons 13. Gerald Doherty, B, Delaware 14. Bill Baumgartner, E, Minnesota 15. Jim Kekeris, T, Missouri		<b>REGULAR</b> 1. George Sims, B, Baylor 2. Bob Gage, B, Clemson 3. No Choice 4. Ralph Kohl, T, Michigan 5. Wallace Jones, E, Kentucky 6. Frank Pattee, B, Kansas 7. Fred Folger, B, Duke 8. Bob Prymski, T, Illinois 9. Everett Faunce, B, Minnesota 10. Kale Alexander, T, South Carolina 11. Paul Page, B, SMU 12. James Owens, E, Oklahoma 13. Warren Beson, C, Minnesota 14. David Moon, B, SMU 15. Jon Jenkins, T, Dartmouth 16. John O'Quinn, E, Wake Forest 17. John Clyde Geary, T, Conn. Wesleyan 18. Albert Sanders, T, Miss. Southern 19. Guy Sundheim, C, Northwestern 20. Mernie Lazier, B, Illinois 21. Harry Larche, T, Arkansas State 22. No Choice 23. No Choice 24. No Choice 25. Joe Grothus, G, Iowa 26. Byron Gillory, B, Texas 27. Bob Cox, E, North Carolina 28. Bob DeMoss, B, Purdue 29. George Pryor, B, Wake Forest
<b>SUPPLEMENTARY</b> 16. John North, E, Vanderbilt 17. Jim Canady, B, Texas 18. Howie Brown, G, Indiana 19. John Sims, B, Tulane 20. Bert Vander Clute, G, Wesleyan 21. Tony Stalloni, T, Delaware 22. Jean Lamoure, G, Fresno State 23. Leo Daniels, B, Texas A&M 24. M. "Tex" Reilly, B, Colorado 25. Jim Landrigan, T, Holy Cross		

# HISTORY



## 1950

- Adrian Burk, QB, Baylor
- Leon Campbell, B, Arkansas
- Don Colo, T, Brown
- Earl Murray, G, Purdue
- Jack Halliday, G, SMU
- Herb Rich, B, Vanderbilt
- Art Bok, B, Dayton
- Dick Harris, C, Texas
- Bill Bass, B, Arkansas
- Errol Fry, G, Texas
- Joe Romanosky, T, St. Bonaventure
- Bill Dey, B, Dartmouth
- Ray Stone, E, Texas
- Mitch Smiarowski, C, St. Bonaventure
- Art Spinney, E, Boston College
- Dave Fisher, B, SW Louisiana
- Ralph Murphy, G, Rice
- Charley Schoolmaster, C, Western Mich
- Bill Waddail, B, Auburn
- Sheldon Dunlap, G, Cincinnati
- Tom Phillips, B, Baldwin Wallace
- Chip Armstrong, C, Occidental
- Harry Wettlauter, E, Pennsylvania
- Bill Petroski, T, Holy Cross
- Jim Pepper, G, Syracuse
- Gino Mazzanti, B, Arkansas
- Mitford Johnson, B, Baylor
- John Adcock, T, Auburn
- Bob Graham, B, Pennsylvania
- Tom Blake, G, Cincinnati (NY Bulldogs)



Billy Vessels was the first draft selection of the Baltimore Colts in 1953.

## 1954 (Pos: 4th)

- Cotton Davidson, QB, Baylor (4)
- Larry Grigg, B, Oklahoma (15)
- James Kincaid, B, South Carolina (28)
- Thomas Allman, B, West Virginia (39)
- Don Ellis, B, Texas A&M (52)
- To Cleveland for C-Tom Cosgrove

## ALLOCATION

Chet Mutryn, B, Buffalo Bills  
 Bob Livingstone, B, Buffalo Bills  
 Albin Collins, E, Chicago Rockets  
 Art Donovan, DT, Buffalo Bills

## 1953 (Pos: 1st)

- Billy Vessels, HB, Oklahoma
- Bernie Flowers, E, Purdue
- Buck McPhail, FB, Oklahoma
- Tom Catlin, C, Oklahoma
- Jack Little, T, Texas A&M
- Jim Sears, HB, USC
- Bill Athey, G, Baylor
- Jim Prewett, T, Tulsa
- Bob Blair, TE, TCU
- John Cole, HB, Arkansas
- Gene Rossi, HB, Cincinnati
- Kaye Vaughn, G, Tulsa
- Bobby Moorhead, HB, Georgia Tech
- Frank Continetti, G, George Wash.
- Buddy Sutton, HB, Arkansas
- Jim Currin, E, Dayton
- George Rambour, T, Dartmouth
- LeRoy Labat, HB, LSU
- Bill Powell, HB, California
- Pete Russo, T, Indiana
- Frank Kirby, T, Bucknell
- Merlin Gish, C, Kansas
- Mike Houseplan, G, Tulane

- Glenn Turner, B, Georgia Tech (76)
- Dennis McCotter, G, Detroit U (87)
- Robert Adams, G, Shippensburg St.(100)
- Robert Schoonmaker, B, Missouri (111)
- Robert Leberman, B, Syracuse (124)
- Donald Chelf, T, Iowa (135)
- Chuck McMillan, B, John Carroll(148)
- Ordeil Braase, T, S. Dakota State (159)
- Joseph D'Agostino, G, Florida (172)
- Alex Sandusky, C, Clarion St. Tchrs.(183)
- Thomas Adkins, C, Kentucky (196)
- Richard Shinaut, B, Texas Western(207)
- Charles Wenzlau, C, Miami (Oh.)(220)
- Raymond Berry, E, SMU (231)
- Robert Lade, G, Nebraska St. Tchrs. (244)
- Robert Meyer, T, Ohio State (255)
- Leon Hardeman, B, Georgia Tech (268)
- Donald Kerlin, B, Concordia (279)
- Pepper Rodgers, B, Georgia Tech (292)
- Jesus Esparza, T, N. Mexico A&M (303)
- William Sennett, C, Georgia Tech (316)
- Raymond Ecstrom, C, Westminster (327)
- Claude Taliaferro, B, Illinois (340)
- Patrick Abbruzzi, B, Rhode Island (351)

## 1955 (Pos: 2nd)

- Bonus Pick - George Shaw, QB, Oregon
- Alan Ameche, B, Wisconsin (2)
  - Richard Szymanski, C, Notre Dame (15)
  - L.G. Dupre, B, Baylor (26)
  - Tom Feamster, E, Florida State (39)

- Jack Patera, G, Oregon (43)  
(Choice from New York)
- George Preas, G, VPI (50)
- Leo Lewis, B, Lincoln U. (Mo.) (63)
- Frank McDonald, C, Miami (Fla.) (74)
- Dale Meinert, G, Oklahoma A&M (87)
- Walter Bryan, B, Texas Tech (90)
- William Evans, G, Miami (Ohio) (98)  
(Choice from New York)
- Jesse Arnette, E, Penn State (111)
- Emil Radik, B, Omaha (122)
- Dick Chorovich, T, Miami (Ohio) (135)
- Pat Abbruzzi, B, Rhode Island (146)
- John Lee, B, Georgia Tech (159)
- Gerald Peterson, T, Texas (170)
- Dick Laswell, T, TCU (183)
- Wesley Clark, T, Miss. Southern (194)
- Charles Shepard, B, N. Texas St. (207)
- James Cobb, T, Abilene Christian (218)
- Charles Cianciola, C, Lawrence Col. (231)
- Nick Manych, C, Mich. St. Normal (242)
- Jerry Welch, B, S. Dakota State (255)
- Dick McNamara, B, Minnesota (266)
- Alex Esquivel, B, Mex. City Col. (279)
- Richard Grann, T, Rhode Island (290)
- Marion Minker, T, Bucknell (303)
- James Locke, T, VPI (314)
- Robert Myers, T, Ohio State (327)
- Bill Waters, T, Austin College (338)

## 1956 (Pos: 8th)

- Lenny Moore, HB, Penn State (8)
- Dick Donlin, E, Hamline (20)
- Bob Pascal, HB, Duke (32)
- B.C. Inabinet, T, Clemson (42)
- Herb Gray, E, Texas (54)
- Don Schmidt, HB, Texas Tech (66)
- Bill Waters, T, Austin (78)
- Bill Koman, G, North Carolina (90)
- John Lewis, E, Michigan State (102)
- Gene Scott, HB, Centre (114)
- Dennis Shaw, E, North Texas St. (126)
- Steve Myhra, G, North Dakota (138)
- Jack Hill, HB, Utah State (150)
- Ted Schwanger, HB, Tenn. Poly (162)
- John Polzer, LB, Virginia (174)
- Gene Hendrix, HB, Drake (186)
- Bill Danenhauer, E, Emporia (198)
- Earl Looman, G, Stetson (210)
- Bob Fyvie, T, Lafayette (222)
- Bob Hill, FB, Jackson (234)
- Jim Harness, HB, Mississippi State(246)
- Pat Del Vicaro, G, Miss. Southern (258)
- Al Stephenson, T, Idaho State (270)
- Bobby Fox, HB, East Texas State (282)
- Bradley Mills, HB, Kentucky (294)
- Jim Lohr, G, Southeastern Missouri (306)
- Herb Hartwell, HB, Virginia (318)
- John Shearer, QB, Shepherd (330)
- Jim Rusher, E, Kansas State (342)
- Terry Sweeney, HB, M. Tenn. State(353)

# HISTORY



## 1957 (Pos: 7th)

1. Jim Parker, T, Ohio State (7)
2. Don Shinnick, LB, UCLA (19)
3. Luke Owens, T, Kent State (31)
4. Jackie Simpson, HB, Florida (43)
5. Ron Underwood, HB, Arkansas (53)
6. Bill Pricer, FB, Oklahoma (64)
7. Reuben Saage, HB, Baylor (78)
8. Jack Harmon, HB, E. Oregon State (89)
9. Robert White, T, Otterbein (100)
10. Joe Grisham, E, Austin Peay (114)
11. Andy Nelson, QB, Memphis State (125)
12. Don Simonc, T, Tennessee Poly (136)
13. John Call, HB, Colgate (150)
14. Joe Guido, HB, Youngstown (161)
15. Hall Whitley, C, Texas A&I (172)
- 16A. Joe Cannavino, HB, Ohio State (184)  
(From Pitt. for RB-Charles Shepard)
- 16B. Ed Prelock, T, Kansas (186)
17. Dan Wisniewski, G, Pittsburgh (197)
18. Jim Villa, HB, Allegheny (208)
19. Charles Froehle, T, St. John's Minn. (222)
20. Walt Livingston, HB, Heidelberg (233)
21. Owen Mulholland, HB, Houston (244)
22. Chet Van Atta, LB, Kansas (258)
23. Connie Baird, E, Hardin-Simmons (269)
24. Harwood Hoefft, E, S. Dakota State (280)
25. Harlon Geach, T, College of Idaho (294)
26. Joe Unitas, T, Louisville (305)
27. Len DeMalon, LB, St. Vincent's (Pa.) (316)
28. Walt Schneider, T, Colorado (330)
29. Bob Rasmussen, G, Minnesota (341)
30. Bob Bailey, E, Thiel (352)

## 1958 (Pos: 10th)

1. Leonard Lyles, HB, Louisville (10)
2. Bob Stransky, HB, Colorado (23)
3. Joe Nicely, G, West Virginia (34)
4. Les Walters, E, Penn State (47)
- 5A. Raymond Brown, QB-HB, Mississippi (49)  
(From Chi. Card. for DT-Tom Finnin)
- 5B. To New York for RB-Henry Moore (57)
6. Bob Taylor, E, Vanderbilt (68)
- 7A. John Sample, HB, Maryland State (78)  
(From Pittsburgh for B-Dick Young)
- 7B. John Diehl, T, Virginia (81)
8. Floyd Peters, G, (92)  
San Francisco State
9. Harold Bullard, FB, Lenoir-Rhyne (105)
10. Ray Schamber, HB, South Dakota (116)
11. Bobby Jordan, HB, VMI (129)
12. Tommy Addison, T, South Carolina (140)
13. Jerry Richardson, E, Wofford (153)
14. Ken Hall, HB-FB, Texas A&M (164)
15. Les Carney, HB, Ohio (177)
16. Arch Matsos, G-LB, (188)  
Michigan State
17. James Reese, QB, Minnesota (201)
18. Dave Lloyd, C, Georgia (212)
19. Tim Murnen, G, Bowling Green (225)
20. Tom Forrestal, QB, Navy (236)

21. Jim Faulk, HB, Texas Christian (249)
22. Bob McKee, E, Monmouth (260)
23. Phil Parslow, HB, UCLA (273)
24. Bobby Sandlin, HB, Tennessee (284)
25. Jim Roundtree, HB, Florida (297)
26. Bob Grimes, G, Central Michigan (308)
27. George Dintiman, HB, Lock Haven (321)
28. Jim Murphy, T, (332)  
East Tennessee State
29. Doug Padgett, E, Duke (345)
30. Gary Lund, G, Utah State (356)

## 1959 (Pos: 12th)

1. Jackie Burkett, C, LB, Auburn (12)
2. Dave Sherer, E, SMU (24)
3. T. Detroit for DE-Ray Krouse (36)
4. Zeke Smith, G-LB, Auburn (48)
5. Hanson Churchwell, G-LB, (60)  
Mississippi
6. Palmer Pyle, T, Michigan State (72)
7. Harold Lewis, HB, Houston (84)
8. Tom Coffey, HB, West Texas State (96)
9. Tom Brown, G, Minnesota (108)
10. Don Stewart, E, SMU (120)
11. Tom Stephens, HB, Syracuse (132)
12. Richard Wood, QB, Auburn (144)
13. Rudy Smith, G-T, Mississippi (156)
14. Ferdie Burket, HB, SE Oklahoma (168)
15. Ted Foret, T, Auburn (180)
16. Morris Keller, T, Clemson (192)
17. Leroy Bergan, T, (204)  
South Dakota State
18. Opie Bandy, E-LB, Tulsa (216)
19. Milton Crain, C-LB, Mississippi (228)
20. Paul Balonick, C-LB, NC State (240)
21. John Herrnstein, FB, Michigan (252)
22. Lonny Leatherman, T, TCU (264)
23. Bob Davis, HB, Houston (276)
24. Bob Novogratz, G-LB, Army (288)
25. Ed Kieffer, HB, Syracuse (300)
26. Rene Lorio, HB, (312)  
Mississippi Southern
27. Thurman Terry, T, (324)  
Rice University
28. Fred Long, FB, Iowa (336)
29. Perry McGriff, E, Florida (348)
30. Blair Weese, FB, (360)  
West Virginia Tech

## 1960 (Pos: 10th)

1. Ron Mix, T, USC (10)
- 2A. Don Floyd, T, TCU (23)
- 2B. Marvin Terrell, G, Mississippi (24)  
(From New York for QB-George Shaw)
3. Jim Welch, HB, SMU (34)
4. Gerard Schwedes, HB, (47)  
Syracuse
5. Marvin Lasater, HB, TCU (58)
6. Al Bansavage, G, USC (71)
7. Jerry Beabout, T, Purdue (82)
8. Jim Colvin, T, Houston (95)
- 9A. Bob Hall, T, Kent State (103)

- 9B. Don Perkins, HB, New Mexico (106)  
(From Philadelphia for B-Jimmy Carr)
- 10A. Ernest Barnes, C, (112)  
N. Carolina Col.
- 10B. Bobby Boyd, QB, Oklahoma (119)  
(From Wash. for G-Hanson Churchwell)
11. Bob Wehking, C, Florida (130)
12. Bill Bucek, HB, Rice (143)
13. Jim Nemeth, C, South Carolina (154)
14. Dale Johannsen, T, (167)  
Augustana Col.
15. Larry Grantham, E, Mississippi (178)
16. George Boynton, HB, (191)  
E. Texas State
17. Jim Beaver, T, Florida (202)
18. Dan Sheehan, T, Chattanooga (215)
19. Bill Carpenter, E, Army (226)
20. Bob Hogue, T, Shepherd (239)

## 1961 (Pos: 7th)

- 1A. Tom Matte, HB, Ohio State
- 1B. To San Francisco for E-Dee Mackey
2. Tom Gilburg, T, Syracuse
3. Jerry Hill, HB, Wyoming
4. Ken Gregory, E, Whittier
- 5A. Ron Osborne, T, Clemson
- 5B. Ed Dyas, FB, Auburn  
(From Pittsburgh for DB-Bert Rechichar)
6. Don Kern, HB, VMI
7. Ike Grimsley, HB, Michigan State
8. Paul Terhes, QB, Bucknell
9. Pete Nicklas, T, Baylor
10. Bob Clemens, HB, Pitt
11. Ralph White, T, Bowling Green
12. Dick Reynolds, T, North Carolina State
13. Dallas Garber, FB, Marietta
14. Bob Hunt, T, SMU
15. E.A. Sims, E, New Mexico State
16. Tom Weisner, FB, Wisconsin
17. Steve Jastrzembksi, E, Pittsburgh
18. Wilson Allison, T, Baylor
19. Joe Novsek, T, Tulsa
20. Al Kimbrough, HB, Northwestern



Tom Matte was the Colts first pick in the 1961 draft.

# HISTORY



## 1962 (Pos: 9th)

1. Wendell Harris, HB, Louisiana State
2. Bill Saul, LB, Penn State
3. Dan Sullivan, T, Boston College
4. Jim Dillard, HB, Oklahoma State
- 5A. To Green Bay for QB-Lamar McHan
- 5B. Jerry Croft, G, Bowling Green (Choice from Pittsburgh)
6. To Washington for DB-Gary Gllick
7. Fred Miller, T, Louisiana State
8. Pete Brokaw, HB, Syracuse
- 9A. Roy Walker, FB, Purdue (From Dallas for RB-Don Perkins)
- 9B. Walt Rappold, QB, Duke
10. Fred Moore, T, Memphis State
11. Scott Tyler, HB, Miami, Ohio
12. Bake Turner, HB, Texas Tech
13. Charles Holmes, FB, Maryland State
14. Stinson Jones, HB, VMI
15. Joe Monte, G, Furman
16. Ray Abruzzese, HB, Alabama
17. Bill Knocek, QB, Fresno State
18. Mel Rideout, QB, Richmond
19. Fred Gillett, HB, Los Angeles State
20. Herm McKee, HB, Washington State

## 1963 (Pos: 5th)

1. Bob Vogel, T, Ohio State
- 2A. John Mackey, E-HB, Syracuse
- 2B. Butch Wilson, FB, Alabama (From Pittsburgh for DB-John Sample)
3. To St. Louis for E-Dick Bielski
- 4A. Jerry Logan, HB, West Texas State
- 4B. Harlow Fullwood, T, Virginia Union (From Chicago for DB-Pete Manning)
5. Bill Ventura, E, Richmond
6. Jerry Cook, HB, Texas
7. Willie Richardson, E, Jackson State
8. Dave Hayes, FB, Penn State
9. Don Trull, QB, Baylor
10. Bill Siekierski, G, Missouri
11. Winston Hill, T, Texas Southern
12. Butch Maples, C, Baylor
13. Paul Watters, T, Miami (Ohio)
14. Neil Petties, E, San Diego State
15. Leon Mavity, HB, Colorado
16. Dick Quast, E, Memphis State
17. Kern Carson, HB, San Diego State
18. Luther Woodruff, T, North Carolina A&T
19. Steve Berzansky, FB, West Virginia
20. D.L. Hurd, E, San Francisco State

## 1964 (Pos: 8th)

1. Marv Woodson, HB, Indiana
2. Tony Loric, HB, Arizona State
3. To Dallas for RB-J.W. Lockett
4. Ted Davis, LB, Georgia Tech
5. Ed Lothamer, T, Michigan State
6. Jim Mazurek, T, Syracuse
7. Ken Sugarman, T, Whitworth
8. John Williamson, LB, Louisiana Tech
9. Vince Turner, HB, Missouri

10. To Detroit for K-Jim Martin
11. John Paglio, T, Syracuse
12. Ken Graham, HB, Washington State
13. Charlie Parker, T, Southern Mississippi
14. John Case, E, Clemson
15. Larry Kramer, T, Nebraska
16. Roger Lopes, FB, Michigan State
17. Don Green, HB, Susquehanna
18. Alvin Haymond, HB, Southern U
19. Owen Dejanovich, T, ASU (Flagstaff)
20. John Butler, FB, San Diego State

## 1965 (Pos: 14th)

1. Mike Curtis, FB-LB, Duke
2. Ralph Neely, T, Oklahoma
- 3A. To San Francisco for WR-Raymond Berry
- 3B. Glenn Ressler, G, Penn State (From Pittsburgh for HB-Marv Woodson, LB-Bill Saul)
- 4A. Dave Johnson, HB, San Jose State
- 4B. Martin Schottenheimer, LB, Pitt (From Washington for RB-J.W. Lockett)
5. John McGuire, E, Syracuse
- 6A. Al Atkinson, T, Villanova
- 6B. Bob Felts, HB, Florida A&M (From New York for DB-Andy Nelson, WR-R.C. Owens)
7. John Kolocek, T, Corpus Christi
8. Roosevelt Davis, T, Tennessee A&I
9. Tom Bleick, HB, Georgia Tech
10. George Harold, HB, Allen U
11. Lamar Richardson, E, Fisk U
12. Ted Radosovich, G, Cincinnati
13. Bruce Airheart, HB, North Dakota State
14. Jerry Fishman, LB, Maryland
15. Roy Hilton, E, Jackson State
16. Steve Tensi, QB, Florida State
17. Fred Reichardt, E, Wisconsin
18. Charley King, HB, Purdue
19. Barry Brown, E-LB, Florida
- 20A. George Haffner, QB, McNeese State
- 20B. Raymond Johnson, C, Prairie View (From Washington for K-Jim Martin)



Mike Curtis was the team's first-round choice in 1965.

## 1966 (Pos: 15th)

1. Sam Ball, T, Kentucky
2. Butch Allison, G, Missouri
3. Rick Kestner, E, Kentucky
- 4A. Rod Sherman, FL, Southern California (From Dallas for G/T-Ralph Neely)
- 4B. Hoyle Granger, FB, Mississippi State
5. Choice to Dallas
6. Stas Maliszewski, LB, Princeton
- 7A. Dave Ellis, T, North Carolina State (From San Francisco for DT-Dan La Rose)
- 7B. Ray Perkins, FL, Alabama
- 8A. Gerald Allen, HB, Omaha (From Minnesota for T-Larry Kramer)
- 8B. Jack White, QB, Penn State
9. Gerald Gross, HB, Auburn
10. Claude Brownlee, DE, Benedict
11. Eric Crabtree, HB, Pittsburgh
12. Jim Carter, G, Tennessee A&I
13. Bob Hadrick, E, Purdue
14. Jim Ward, QB, Gettysburg
15. Lee Garner, LB, Mississippi
16. Rod Stewart, E, Duke
17. Randy Matson, T, Texas A&M
18. Ed Toner, T, Massachusetts
19. Ken Duke, FB, Morgan State
20. Tom Carr, T, Morgan State

## 1967 (Pos: 20-18-19)

- 1A. Bubba Smith, DE, Michigan State (1) (From N.O. for QB-Gary Cuozzo, OL-Butch Allison & D17-67)
- 1B. Jim Detwiler, HB, Michigan (20)
2. Rick Volk, DB, Michigan (45)
- 3A. Norman Davis, G, Grambling (54) (From N.O. in QB-Gary Cuozzo trade)
- 3B. Leon Ward, LB, Oklahoma State (71)
4. Charles Stukes, DB, (100) Maryland St.
5. Ron Porter, LB, Idaho (126)
- 6A. Terry Southall, QB, Baylor (137) (From Atlanta for T-Lou Kirouac)
- 6B. To Atlanta for G-Dale Mommelaar
7. Bo Rein, FL, Ohio State (179)
- 8A. Lee Anderson, DT, Bishop (202) (From St. L. for LB-Mike Strofolino)
- 8B. Cornelius Johnson, T, Va. Union (204)
9. Ron Kirkland, HB, Nebraska (229)
10. Leigh Gilbert, FB, (258) Northern Illinois
11. Herman Reid, T, St. Augustine's (290)
- 12A. Preston Pearson, DB, Illinois (298) (From Pittsburgh for G-Jim Carter)
- 12B. J.B. Christian, G, (307) Oklahoma State
13. Marc Allen, DT, (335) West Texas State
14. Pat Conley, LB, Purdue (359)
15. Bob Wade, DB, Morgan State (385)
16. Don Alley, FL, Adams State (413)
17. To N.O. in QB-Gary Cuozzo trade

# HISTORY



## 1968 (Pos: 23-24)

1. John Williams, T, Minnesota (23)
2. Bob Grant, LB, Wake Forest (50)
3. Rich O'Hara, E, Northern Arizona(78)
4. James Duncan, DB, Maryland St.(107)
- 5A. Paul Elzey, LB, Toledo (126)  
(From N.Y. for DT-Bob Lurtsema)
- 5B. To Cleveland for P-David Lee
6. Choice to Atlanta
7. Anthony Andrews, HB, (188)  
Hamp. Inst.
8. Tommy Davis, DT, (216)  
Tennessee A&I
9. Terry Cole, FB, Indiana (242)
- 10A. Ocie Austin, DB, Utah State (257)  
(From Wash. for RB-Gerald Allen)
- 10B. Ed Tomlin, FB, Hampton Inst. (270)
11. Bill Pickens, G, Houston (296)
12. James Jackson, DT, (324)  
Jackson St.
13. Howie Tennebar, G, Kent State (350)
14. Charles Mitchell, TE, (378)  
Alabama St.
15. Jeff Beaver, QB, North Carolina (404)
16. Walt Blackledge, FL, (432)  
San Jose St.
17. Ray Pederson, G, (458)  
St. Coll. of Iowa

## 1969 (Pos: 25th)

1. Ed Hinton, FL, Oklahoma (25)
- 2A. Ted Hendricks, LB, Miami (33)
- 2B. Tom Maxwell, DB, Texas A&M (51)
3. Dennis Nelson, T, Illinois State (77)
- 4A. Jackie Stewart, FB, Texas Tech (87)  
(From Wash. for RB-Gerald Allen)
- 4B. To Atlanta for G-Dan Grimm
- 5A. To Atlanta for G-Dan Grimm
- 5B. King Dunlap, DT, Tennessee A&I (129)
6. Bill Fortier, G, Louisiana State (154)
- 7A. Gary Fleming, LB, Stanford (163)  
(From N.O. in QB-Gary Cuozzo trade)
- 7B. Roland Moss, RB, Toledo (181)
8. Sam Havrilak, DB, Bucknell (207)
- 9A. George Wright, DT, (210)  
Sam Houston  
(From Atlanta for C-Phil Sobocinski)
- 9B. Larry Good, QB, Georgia Tech (232)
10. Marion Griffin, TE, Purdue (259)
11. Ken Delaney, T, Akron (285)
12. Butch Riley, LB, Texas A&I (310)
13. Carl Mauck, LB, (337)  
Southern Illinois
14. Dave Bartlett, LB, Colorado (363)
15. George Thompson, DB, (389)  
Marquette
16. Jim McMillan, FL, The Citadel (415)
17. Joe Cowan, FL, Johns Hopkins (441)

## 1970 (Pos: 18th)

1. Norm Bulaich, RB, TCU (18)
2. Jim Bailey, DT, Kansas (44)
- 3A. Jim O'Brien, K-WR, Cincinnati (70)
- 3B. Ara Person, TE, Morgan State (74)  
(From Phil. for LB-Ron Porter)
- 4A. Steve Smear, DT, Penn State (95)  
(From Wash. for LB-Dennis Gaubatz)
- 4B. To Green Bay for T-Ron Kostelnik
5. Billy Newsome, DE, Grambling (122)
6. Ron Gardin, FL, Arizona (148)
7. Gordon Slade, QB, Davidson (174)
8. Bob Bouley, T, Boston College (199)
9. Barney Harris, CB, Texas A&M (226)
10. Dick Palmer, LB, Kentucky (252)
11. George Edwards, RB, (278)  
Fairmont St.
12. Don Burrell, FL, Angelo State (304)
13. Dave Polak, LB, Bowling Green (330)
14. Tom Curtis, S, Michigan (356)
15. Philip Gary, DE, Kentucky State (382)
16. Jack Maitland, RB, Williams (408)
17. Alvin Pearman, RB, Colgate (434)

## 1971 (Pos: 26th)

- 1A. Don McCauley, RB, (22)  
North Carolina  
(From Miami for Don Shula)
- 1B. Leonard Dunlap, DB, (26)  
N. Texas St.
2. Bill Atessis, DT, Texas (52)
3. Karl Douglas, QB, Texas A&I (78)
4. To Pittsburgh for WR-Roy Jefferson
5. John Andrews, TE, Indiana (130)
6. Ken Frith, DT, (156)  
Northeast Louisiana
7. Gordon Bowdell, WR, Mich. St.(182)
8. Willie Bogan, DB, Dartmouth (207)
9. Bill Burnett, RB, Arkansas (234)
10. Rex Kern, QB, Ohio State (260)
11. Dave Jones, LB, Baylor (286)
- 12A. Bob Wuensch, T, Texas (294)  
(From Pitt. for RB-Preston Pearson,  
DB-Ocie Austin)
- 12B. Bill Triplett, WR, (312)  
Michigan State
13. Tom Neville, LB, Yale (338)
14. Mike Mikolayunas, RB, Davidson(364)
15. Mike Hogan, LB, Michigan State(390)
16. Rich Harrington, DB, Houston (416)
17. Don Nottingham, RB, Kent State (441)

## 1972 (Pos: 22nd)

1. Tom Drougas, T, Oregon (22)
- 2A. Jack Mildren, S, Oklahoma (46)  
(From Oak. for DB-Tom Maxwell,  
D4 & D7-72)
- 2B. Glenn Doughty, WR, Michigan (47)  
(From Wash. for LB-Bob Grant)
- 2C. Lydell Mitchell, RB, Penn State (48)
3. To Oakland for WR-Eldridge Dickey
- 4A. To Oak. for LB-Bill Laskey (104)

- & D2-724B. Eric Allen, WR,  
Michigan State  
(From S.D. for DT-George Wright)
- 5A. Don Croft, DT, Texas El Paso (115)  
(From New England for DB-Ron Gardin)
- 5B. To New Orleans for G-John Shinners
6. Bruce Laird, S, American Intl. (152)
- 7A. John Sykes, RB, Morgan State (169)  
(From Wash. for LB-Bob Grant)
- 7B. To Oak. for LB-Bill Laskey & D2-72
- 8A. Al Qualls, LB, Oklahoma (191)  
(From S.D. for DT-George Wright)
- 8B. Van Brownson, QB, Nebraska (204)
- 9A. Gary Hambell, DT, Dayton (215)  
(From G.B. for DT-Jim DeLisle)
- 9B. To Cleveland for LB-Tom Beutler
10. Dave Schilling, RB, Oregon State (256)
11. Fred DeBernardi, DE, (282)  
Tex. El Paso
12. Gary Theiler, TE, Tennessee (308)
13. Herb Washington, WR, Mich. St.(334)
14. John Morris, C, Missouri Valley(359)
15. Robin Parkhouse, LB, Alabama (386)
16. Gary Wichard, QB, C.W. Post (412)
17. Stan White, LB, Ohio State (438)

## 1973 (Pos: 10th)

- 1A. Bert Jones, QB, Louisiana State (2)  
(From N.O. for DE-Billy Newsome  
& D4-73)
- 1B. Joe Ehrmann, DT, Syracuse (10)
2. Mike Barnes, DE, Miami (35)
- 3A. Bill Olds, RB, Nebraska (61)  
(From Houston for C-Bill Curry)
- 3B. Jamie Rettella, LB, Tennessee (62)
- 4A. Gery Palmer, T, Kansas (83)  
(From Phil. for RB-Norm Bulaich)
- 4B. Ollie Smith, WR, Tennessee State(85)  
(From S.D. for DB-Leonard Dunlap)
- 4C. To New Orleans for D1-73
5. David Taylor, G, Catawba (114)
6. To N.O. for G-John Shinners
7. To Denver for TE-John Mosier
- 8A. Ray Oldham, DB, (189)  
Mid. Tennessee  
(From San Diego for RB-Tom Matte)
- 8B. Bill Windauer, G, Iowa (191)
9. To Wash. for WR-Cotton  
Speyrer & D1-73
10. To N.Y. Jets for DT-Chuck Hinton
11. Dan Neal, C, Kentucky (270)
12. Bernard Thomas, DE, (295)  
W. Michigan
13. Tom Pierantozzi, QB, (322)  
West Chester
14. Ed Williams, RB, West Virginia(347)
15. Jackie Brown, DB, (374)  
South Carolina
16. Marty Januszkievicz, RB, (399)  
Syracuse
17. Guy Falkenhagen, T, (426)  
N. Michigan





Bert Jones, the Colts' first pick in the 1973 draft, spent nine seasons with the team (1973-1981).

## 1974 (Pos: 5th)

- 1A. John Dutton, DE, Nebraska (5)
- 1B. Roger Carr, WR, Louisiana Tech (24)  
(From L.A. for OG-John Williams)
- 2A. Fred Cook, DE, Sou. Mississippi (32)
- 2B. Ed Shuttlesworth, RB, Michigan (37)  
(From Phil. for RB-Norm Bulaich)
- 3A. Glenn Robinson, LB, (57)  
Oklahoma St.
- 3B. Robert Pratt, G, North Carolina (67)  
(From Denver for LB-Ray May)
4. Tony Bell, DB, Bowling Green (84)
- 5A. To Detroit for LB-Ed Mooney
- 5B. Doug Nettles, DB, Vanderbilt (129)  
(From Minn. for DB-Charlie Stukes)
- 6A. To Miami for RB-Hubert Ginn
- 6B. Danny Rhodes, LB, Arkansas (140)  
(From N.E. for DB-Jack Mildren)
- 7A. Noah Jackson, G, Tampa (161)
- 7B. Dan Dickel, LB, Iowa (170)  
(From Denver for LB-Bill Laskey)
- 7C. Freddie Scott, WR, Amherst (174)  
(From Buffalo for TE-John Mosier)
- 8A. Greg Latta, TE, Morgan State (188)
- 8B. Paul Miles, RB, Bowling Green (198)  
(From Denver for LB-Ray May)
9. To Wash. for WR-Cotton Speyrer & D1-73
- 10A. Bob Van Duyn, G, Idaho (240)
- 10B. Glenn Ellis, DT, Elon (257)  
(From L.A. for DB-Jerry Logan)

11. Tim Rudnick, DB, Notre Dame (265)
- 12A. Dave Simonson, T, Minnesota (292)
- 12B. Bob Bobrowski, QB, Purdue (307)  
(From Wash. for LB-Ed Mooney)
13. Randy Hall, DB, Idaho (317)
14. Ed Collins, WR, Rice (344)
15. Pat Kelly, LB, Richmond (369)
16. Dave Margavage, T, Kentucky (396)
- 17A. Tim Berra, WR, Massachusetts (421)
- 17B. Buzzy Lewis, DB, Florida State (436)  
(From Wash. for OG-Cornelius Johnson)

## 1975 (Pos: 1st)

- 1A. To Atl. for OT-George Kunz & D1-75
- 1B. Ken Huff, G, North Carolina (3)  
(From Atl. in OT-George Kunz trade)
2. To G.B. for LB-Tom MacLeod & D8-75
- 3A. Mike Washington, DB, Alabama (53)

- 3B. Dave Pear, DT, Washington (56)  
(From Chi. for rights to TE-Greg Latta)
- 4A. Marshall Johnson, RB, Houston (80)
- 4B. Paul Linford, DT, Brigham Young (93)  
(From N.Y. Jets for DT-Jim Bailey)
5. Roosevelt Leaks, RB Texas (105)
- 6A. To Atl. in OT-George Kunz trade
- 6B. Don Westbrook, WR, Nebraska (131)  
(From N.Y. Giants for DE-Roy Hilton)
- 7A. Kim Jones, RB, Colorado State (157)
- 7B. Steve Joachim, QB, Temple (160)  
(From Chi. for rights to TE-Greg Latta)
- 7C. Derrel Luce, LB, Baylor (168)  
(From Chi. for rights to TE-Greg Latta)
- 8A. John Bushong, DE, W. Kentucky (184)
- 8B. Greg Denboer, TE, Michigan (187)  
(From Denver for T-Tom Drougas)
- 8C. Mario Cage, RB, NW Louisiana (192)  
(From G.B. in LB-Ted Hendricks trade)
9. Royce McKinney, DB, (209)  
Kentucky St.
10. Phil Waganheim, P, Maryland (236)
11. Dave Hazel, WR, Ohio State (261)
12. Brad Storm, LB, Iowa State (288)
13. John Roman, G, Idaho State (313)
14. Mike Smith, C, SMU (339)
15. John Goodie, RB, Langston (365)
- 16A. Bill Malouf, WR-DB, Mississippi (392)
- 16B. Mike Evavold, DT, Macalester (399)  
(From S.F. in conditional trade)
- 16C. Bob Smith, DB, Maryland (409)  
(From Oak. for D13 & D17-76)
- 17A. David McKnight, LB, Georgia (416)
- 17B. Mike Bengard, DE, NW Iowa (426)  
(From S.F. in conditional trade)
- 17C. Frank Russell, WR, Maryland (440)  
(From Oak. for D13 & D17-76)

## 1976 (Pos: 20th)

1. Ken Novak, DT, Purdue (20)
2. To Pitt. for rights to T-Ed George
- 3A. Ed Simonini, LB, Texas A&M (81)
- 3B. Ron Lee, RB, West Virginia (90)  
(From T.B. for DB-Mike Washington)
4. To Pitt. for rights to T-Ed George
- 5A. Sanders Shiver, LB, (134)  
Car.-Newman  
(From Chi. for rights to G-N. Jackson)
- 5B. Mike Kirkland, QB, Arkansas (143)
6. To Buffalo for LB-Jim Cheyanski
7. To Chicago for D7-75 & D5-76
8. Ricky Thompson, WR, Baylor (228)
9. Stu Levenick, T, Illinois (258)
10. Tim Baylor, DB, Morgan State (283)
11. Rick Gibney, DT, Georgia Tech (310)
12. Frank Stavroff, K, Indiana (339)
13. To Oakland for D16 & D17-75
14. Jeremiah Cummings, DE, (394)  
Alb. (Ga.) St.
15. Gary Alexander, T, Clemson (424)
- 16A. Mike Fuhrman, TE, (449)
- 16B. Memphis St. (From Wash. for WR-Cotton Speyrer)

- 16B. Steve Ludwig, C, Miami (Fla.) (451)
17. To Oakland for D16 & D17-75

## 1977 (Pos: 26th)

1. Randy Burke, WR, Kentucky (26)
2. Mike Ozdowski, DE, Virginia (53)
3. To St. Louis for DB-Norm Thompson
4. To Washington for RB-Herb Mul-Key
5. To N.O. for RB-Howard Stevens
6. Calvin O'Neal, LB, Michigan (163)
7. Blanchard Carter, T, (193)  
Nev.-Las Vegas
8. Kenneth Helms, T-C, Georgia (220)
9. Glenn Capriola, RB, (247)  
Boston College
10. Ron Baker, G, Oklahoma State (277)
11. Brian Ruff, LB, The Citadel (304)
12. Bill Deutsch, RB, North Dakota (331)

## 1978 (Pos: 25th)

1. Reese McCall, TE, Auburn (25)
2. Mike Woods, LB, Cincinnati (52)
3. To San Francisco for C-Forrest Blue
4. To Detroit for DT-Herb Orvis
- 5A. Frank Myers, OT, Texas A&M (117)  
(From S.F. for QB-Marty Domres)
- 5B. To Kansas City for LB-Willie Lanier
6. Ben Garry, RB, S. Mississippi (161)
7. Jeff Logan, RB, Ohio State (191)
8. Monte Anthony, RB, Nebraska (218)
9. Dave Studdard, OT, Texas (245)
10. Dallas Owens, DB, Kentucky (275)
11. Henry Mason, WR, (302)  
Cent. Missouri
12. Bruce Allen, P, Richmond (329)

## 1979 (Pos: 6th)

1. Barry Krauss, LB, Alabama (6)
2. To Oakland for WR-Mike Siani
- 3A. To Tampa Bay for RB-Don Hardeman
- 3B. Kim Anderson, DB, Arizona State (69)  
(From Houston for D3 & D7-79)
4. To Detroit for QB-Greg Landry
5. Larry Brazier, DB, USC (115)
- 6A. To Buffalo for DB-Dwight Harrison
- 6B. Jim Moore, OT, Ohio State (150)  
(From Wash. for WR-Ricky Thompson)
7. To Houston for D3-79
- 8A. Steve Heimkreiter, LB, (197)  
Notre Dame
- 8B. Nesby Glasgow, DB, Washington (207)  
(From Minn. for OT-Frank Myers)
9. Russ Henderson, P, Virginia (224)
10. Steven Stephens, TE, (254)  
Oklahoma St.
11. John Priestner, LB, W. Ontario (280)
12. Charles Green, WR, (306)  
Kansas State

# HISTORY



## 1980 (Pos: 5th)

- 1A. Curtis Dickey, RB, Texas A&M (5)
- 1B. Derrick Hatchett, DB, Texas (24)  
(From Dallas for DE-John Dutton)
- 2A. Ray Donaldson, C, Georgia (32)
- 2B. Tim Foley, OT, Notre Dame (51)  
(From Dallas for DE-John Dutton)
3. To Detroit for QB-Greg Landry
4. Ray Butler, WR, USC (88)
5. To Kansas City for RB-Mark Bailey
6. Chris Foote, C, USC (144)
7. Wesley Roberts, DE, TCU (170)
- 8A. Ken Walter, OT, Texas Tech (195)  
(From Detroit for LB-Stan White)
- 8B. To Denver for P-Bucky Dilts
9. Mark Bright, RB, Temple (227)
10. Larry Stewart, OT, Maryland (254)
11. Ed Whitley, TE, Kansas State (280)
- 12A. Randy Bielski, K, Towson State(311)
- 12B. Marvin Sims, RB, Clemson (324)  
(From Denver for RB-Don Hardeman)

## 1982 (Pos: 2-1)

- 1A. Johnnie Cooks, LB, Mississippi St. (2)
- 1B. Art Schlichter, QB, Ohio State (4)  
(From L.A. for QB-Bert Jones)
- 2A. Leo Wisniewski, NT, Penn State(28)
- 2B. Rohn Stark, P, Florida State (34)  
(From L.A. for QB-Bert Jones)
3. James Burroughs, DB, (57)  
Michigan St.
4. Mike Pagel, QB, Arizona State (84)
5. Terry Crouch, OG, Oklahoma (113)
6. Pat Beach, TE, (140)  
Washington State
7. Fletcher Jenkins, NT, (169)  
Washington
8. Tony Loia, OG, Arizona State (196)
9. Tony Berryhill, C, Clemson (225)
10. Tom Deery, DB, Widener (252)
11. Lamont Meacham, DB, (280)  
W. Kentucky
12. Johnny Wright, RB, S. Carolina(307)

## USFL SUPPLEMENTAL DRAFT

1. Paul Bergmann, TE, UCLA
2. Albert Bentley, RB, Miami
3. Byron Smith, DT, California

## 1985 (Pos: 5-4)

1. Duane Bickett, LB, USC (5)
2. Don Anderson, DB, Purdue (32)
3. Anthony Young, DB, Temple (61)
4. Willie Broughton, DE, Miami (88)
5. Roger Caron, OT, Harvard (117)
6. To Dallas for OT-Steve Wright
7. James Harbour, WR, Mississippi (173)
8. Ricky Nichols, WR, East Carolina (200)
9. Mark Boyer, TE, USC (229)
10. Andre Pinesett, DT, Cal-Fullerton (256)
11. To L.A. for DB-George Radachowsky
12. David Burnette, OT, C. Arkansas (312)



Ray Donaldson was a four-time Pro Bowler with the Colts.

## 1983 (Pos: 1st)

1. John Elway, QB, Stanford (1)
2. Vernon Maxwell, LB, Arizona State(29)
3. George Achica, NT, USC (57)
4. Phil Smith, WR, San Diego State (85)
5. Sid Abramowitz, OT, Tulsa (113)
- 6A. To San Diego for K-Mike Wood
- 6B. Grant Feasel, C, Abilene Christian(161)  
(From S.D. for DB-Bruce Laird)
7. Alvin Moore, RB, Arizona State(169)
8. To Denver for OT-Glenn Hyde
- 9A. Jim Mills, OT, Hawaii (225)
- 9B. Chris Rose, OT, Stanford (241)  
(From Atl. for P-Dave Smigelsky)
10. Ronald Hopkins, DB, Murray St.(252)
11. Jim Bob Taylor, QB, (280)  
Georgia Tech
12. Carl Williams, WR, (308)  
Tex. Southern



Duane Bickett was the first pick for Indianapolis in the 1985 NFL Draft.

## 1981 (Pos: 12-11)

- 1A. Randy McMillan, RB, Pittsburgh (12)
- 1B. Donnell Thompson, DT, (18)  
N. Carolina (From Minn. for D2a, D2b & D5-81)
- 2A. To Minnesota for D1-81
- 2B. To Minnesota for D1-81
3. Randy Van Divier, OT, Washington (68)
4. Tim Sherwin, DT, Boston College (94)
5. To Minnesota for D1-81
6. Bubba Green, DT, (149)  
N. Carolina St.
7. Obed Arieri, K, Clemson (178)
- 8A. Ken Sitton, DB, Oklahoma (204)
- 8B. Hosea Taylor, DT, Houston (220)  
(From Phil. for OG-Ron Baker)
9. Tim Gooch, DE, Kentucky (233)
- 10A. Gregg Gerken, LB, N. Arizona (256)  
(From S.F. for DT-Jim Krahl)
- 10B. Trent Bryant, DB, Arkansas (259)
11. Holden Smith, WR, California (288)
12. Eric Scoggins, LB, USC (315)

## 1984 (Pos: 8th)

- 1A. Leonard Coleman, DB, Vanderbilt (8)
- 1B. Ron Solt, OG, Maryland (19)  
(From Denver for QB-John Elway)
2. Blaise Winter, DT, Syracuse (35)
3. Chris Scott, DT, Purdue (66)
4. Craig Curry, DB, Texas (93)
- 4B. George Wonsley, RB, Miss. St.(103)  
(From Seattle for WR-Roger Carr)
- 5A. Golden Tate, WR, Tennessee St. (120)
- 5B. Kevin Call, OT, Colorado State (130)  
(From Seattle for OG-Robert Pratt)
6. Dwight Beverly, RB, Illinois (147)
7. To Det. for OT-Karl Baldischwiler
8. Eugene Daniel, DB, Louisiana St. (205)
9. To Dallas for K-Raul Allegre
10. To Detroit for WR-Tracy Porter
11. Bob Stowe, OT, Illinois (290)
12. Steve Hathaway, DE, W. Virginia(317)

## 1986 (Pos: 7-6-5-4)

- 1A. Jon Hand, DE, Alabama (4)  
(From N.O. for D1 & D3-86)
- 2B. Jack Trudeau, QB, Illinois (47)  
(From Dallas in D2 swap for QB-Gary Hogeboom)
3. To New Orleans for D1-86
4. Bill Brooks, WR, Boston University(86)
- 5A. Scott Kellar, DT, Northern Illinois(117)
- 5B. Gary Walker, C, Boston University(124)  
(From S.D. for LB-Vernon Maxwell)
6. To L.A. for D7a, D7b & D12-86
- 7A. Steve O'Malley, NT, N. Illinois (171)
- 7B. Chris White, K, Illinois (172)  
(From L.A. for D6-86)
- 7C. Tommy Sims, DB, Tennessee (190)  
(From L.A. for D6-86)
8. Trell Hooper, DB, Memphis State(198)
9. Bob Brotzki, OT, Syracuse (228)
- 10A. To St. Louis for LB-Dave Ahrens
- 10B. Pete Anderson, C, Georgia (266)  
(From S.D. for QB-Mark Herrmann)
11. To Buffalo for QB-Matt Kofler
- 12A. Steve Wade, DT, Vanderbilt (309)
- 12B. Isaac Williams, DT, Florida State (326)  
(From L.A. for D6-86)



## 1987 (Pos: 2nd)

1. Cornelius Bennett, LB, Alabama (2)
2. To Wash. for WR-Walter Murray
3. Chris Gambol, OT, Iowa (58)
4. Randy Dixon, OT, Pittsburgh (85)
5. Roy Banks, WR, Eastern Illinois (114)
6. Freddie Robinson, DB, Alabama (142)
7. Mark Bellini, WR, Brigham Young (170)
- 8A. To Tampa Bay for DB-John Holt
- 8B. Chuckie Miller, DB, UCLA (200)  
(From Buffalo for OT-Roger Caron)
- 9A. To N.Y. Giants for DB-Kenny Daniel
- 9B. Bob Ontko, LB, Penn State (247)  
(From Cleve. for QB-Mike Pagel)
10. Chris Goode, DB, Alabama (253)
11. Jim Reynosa, DE, Arizona State (281)
12. David Adams, RB, Arizona (309)

## 1988 (Pos: 21-20-22)

1. To L.A. for RB-Eric Dickerson
2. To L.A. for RB-Eric Dickerson
3. Chris Chandler, QB, Washington (76)
4. Michael Ball, DB, Southern Univ. (104)
5. John Baylor, DB, S. Mississippi (129)
6. To Wash. for WR-Clarence Verdin
7. To N.Y. Giants for DT-Jerome Sally
8. To Buffalo for OT-Roger Caron
9. Jeff Herrod, LB, Mississippi (243)
10. O'Brien Alston, LB, Maryland (270)
11. Donnie Dee, TE, Tulsa (297)
- 12A. Aatron Kenney, WR, Wis.-St. Point  
(From Det. for QB-Derrick Ramsey)
- 12B. Tim Vesling, K, Syracuse (327)

## 1989 (Pos: 15-17-16)

- 1A. To Seattle for LB-Fredd Young
- 1B. Andre Rison, WR, Michigan State (22)  
(From Phil. for OG-Ron Solt)
2. To L.A. for RB-Eric Dickerson
3. Mitchell Benson, DT, TCU (72)
4. Pat Tomberlin, OT, Florida State (99)
5. To Washington for D4 & D8-90
6. Quintus McDonald, LB, Penn St. (155)
- 7A. Ivy Joe Hunter, RB, Kentucky (182)
- 7B. Charles Washington, DB, (185)  
Cameron (From NYG for TE-Tim Sherwin)
8. Kurt Larson, LB, Michigan State (212)
9. William Mackall, WR, (239)  
Tenn.-Martin
10. Jim Thompson, OT, Auburn (266)
11. Wayne Johnson, QB, Georgia (296)
- 12A. William Dubose, RB, S.C. State (314)  
(From T.B. for QB-Joe Ferguson)
- 12B. Steve Taylor, QB, Nebraska (323)

## 1990 (Pos: 12-11-14-13)

- 1A. Jeff George, QB, Illinois (1)  
(From Atl. for OT-Chris Hinton,  
WR-Andre Rison, D5-90 & D1-91)
- 1B. To Seattle for LB-Fredd Young

2. Anthony Johnson, RB, (36)  
Notre Dame
3. To San Diego for LB-Chip Banks
- 4A. Stacey Simmons, WR, Florida (83)  
(From Atl. with rights to D1-90)
- 4B. William Schultz, OG, USC (94)
- 4C. Alan Grant, DB, Stanford (103)  
(From Washington for D5-89)
- 4D. Pat Cunningham, OT, Texas A&M (106)  
(From Phil. for OG-Ron Solt)
5. To Atlanta for D1 & D4-90
6. Tony Walker, LB, SE Missouri St. (148)
7. James Singletary, LB, E. Carolina (179)
- 8A. Ken Clark, RB, Nebraska (206)
- 8B. Harvey Wilson, DB, (213)  
Southern Univ.  
(From Washington for D5-89)
9. Darvell Huffman, WR, (232)  
Boston Univ.
10. To Dallas for OT-Zefross Moss
11. Canel Smith, DE, Pittsburgh (290)
- 12A. Gene Benhart, QB, W. Illinois (311)  
(From S.D. for DB-Leonard Coleman)
- 12B. Dean Brown, OG, Notre Dame (316)

## 1991 (Pos: 14-13)

1. To Atlanta for D1 & D4-90
2. Shane Curry, DE, Miami (40)
3. Dave McCloughan, DB, Colorado (69)
4. Mark Vander Poel, OT, Colorado (96)
5. Kerry Cash, TE, Texas (125)
6. Mel Agee, DE, Illinois (152)
7. James Bradley, WR, Michigan St. (181)
8. Tim Bruton, TE, Missouri (208)
9. Howard Griffith, RB, Illinois (236)
10. Frank Giannetti, LB, Penn State (263)
11. Jerry Crafts, OT, Louisville (292)
12. Rob Luedeke, C, Penn State (319)

## 1992 (Pos: 1st)

- 1A. Steve Emtman, DT, Washington (1)
- 1B. Quentin Coryatt, LB, Texas A&M (2)  
(From T.B. for QB-Chris Chandler)
2. Ashley Ambrose, DB, (29)  
Miss. Val. St.
3. To L.A. for OT-Irv Pankey
- 4A. Rodney Culver, RB, Notre Dame (85)
- 4B. Anthony McCoy, NT, Florida (105)  
(From Raid. for RB-Eric Dickerson)
5. Maury Toy, RB, UCLA (113)
6. Shoun Habersham, WR, UT-Chat. (141)
7. Derek Steele, DE, Maryland (169)
- 8A. Jason Belser, DB, Oklahoma (197)
- 8B. Ronald Humphrey, RB, (212)  
Miss. Val. St.  
(From Raid. for RB-Eric Dickerson)
9. Eddie Miller, WR, South Carolina (225)
10. Stephen Grant, LB, West Virginia (253)
11. To L.A. for OT-Irv Pankey
12. Michael Brandon, DE, Florida (309)

## 1993 (Pos: 16-15-17)

1. Sean Dawkins, WR, California (16)
- 2A. To Pittsburgh for D2 & D4-93
- 2B. Roosevelt Potts, RB, NE Louisiana (49)  
(From Pittsburgh for D2-93)
- 3A. Ray Buchanan, DB, Louisville (65)  
(From L.A. for D3 & D5-93)
- 3B. To L.A. D3-93
- 4A. Derwin Gray, DB, Brigham Young (92)  
(From Chicago for D4 & D6-93)
- 4B. To Chicago for D4-93
- 4C. Devon McDonald, LB, Notre Dame (107)  
(From Pittsburgh for D2-93)
5. To L.A. for D3-93
- 6A. Carlos Etheredge, TE, Miami (157)
- 6B. To Chicago for D4-93
7. Lance Lewis, RB, Nebraska (184)
8. Marquise Thomas, LB, Mississippi (211)

## 1994 (Pos: 2-3)

- 1A. Marshall Faulk, RB, San Diego St. (2)
- 1B. Trev Alberts, LB, Nebraska (5)  
(From L.A. for D1 & D3-94)
2. Eric Mahlum, OG, California (32)
- 3A. Jason Mathews, OT, Texas A&M (67)
- 3B. To L.A. for D1-94
4. Bradford Banta, TE, USC (106)
5. John Covington, DB, Notre Dame (133)
6. Lamont Warren, RB, Colorado (164)
7. Lance Teichelman, DL, (196)  
Texas A&M

## 1995 (Pos: 15-16)

1. Ellis Johnson, DE/T, Florida (15)
2. Ken Dilger, TE, Illinois (48)
3. Zack Crockett, RB, Florida State (79)
4. Ray McElroy, DB, Eastern Illinois (114)
5. Derek West, OT, Colorado (149)
6. Brian Gelzheiser, LB, Penn State (187)
7. Jessie Cox, LB, Texas-Southern (223)

## 1996 (Pos: 22-21-20-19-18)

- 1A. Marvin Harrison, WR, Syracuse (19)  
(From Atl. in QB-Jeff George trade)
- 1B. To T.B. for QB-Craig Erickson
2. Dedric Mathis, DB, Houston (51)
3. Scott Slutzker, TE, Iowa (82)
4. Brian Milne, RB, Penn State (115)
5. Steve Martin, DT, Missouri (151)
- 6A. Keith Conlin, OT, Penn State (191)
- 6B. Mike Cawley, QB, James Madison (205)  
(Compensatory Pick)
7. Adrian Robinson, DB, Baylor (232)

## 1997 (Pos: 19-18-17-21-20)

1. Tarik Glenn, OT, California (19)
2. Adam Meadows, OT, Georgia (48)
- 3A. To San Francisco for D3-97, D5-97
- 3B. Bert Berry, LB, Notre Dame (84)  
(From San Francisco for D3-97)
4. Delmonico Montgomery, DB, (117)  
Houston

# HISTORY



- 5A. Nathaniel Jacquet, WR, (150)  
San Diego St.
- 5B. Carl Powell, DE, Louisville (156)  
(From San Francisco for D3-97)
- 6. Scott Von Der Ahe, LB, (182)  
Arizona St.
- 7. Clarence Thompson, DB,  
Knoxville College (219)

## 1998 (Pos: 1st)

- 1. Peyton Manning, QB, Tennessee (1)
- 2. Jerome Pathon, WR, Washington (32)
- 3A. To Carolina for President Bill Polian
- 3B. E.G. Green, WR, Florida State (71)  
(From Baltimore for QB-Jim Harbaugh)
- 4A. To Baltimore for QB-Jim Harbaugh
- 4B. Steve McKinney, OG, Texas A&M(93)  
(From Balt. for D4-98, D5-98, D6-98)
- 4C. To Baltimore for D4-98
- 5A. To Baltimore for D4-98
- 5B. Antony Jordan, LB, Vanderbilt (135)  
(From Cincinnati for QB-Paul Justin)
- 6. To Baltimore for D4-98
- 7A. Aaron Taylor, OL, Nebraska (190)
- 7B. Cory Gaines, DB, Tennessee (231)  
(Compensatory Pick)

## 1999 (Pos: 4-3-2)

- 1. Edgerrin James, RB, Miami (4)
- 2A. To Carolina for DB-Tyrone Poole
- 2B. Mike Peterson, LB, Florida (36)  
(From St. Louis for RB-Marshall Faulk)
- 3. Brandon Burlsworth, OG, Arkansas (63)
- 4A. Paul Miranda, DB, Central Florida(96)  
(From S.F. for D4-99, D6-99)
- 4B. To S.F. with D6-99 for D4-99
- 5A. To Pittsburgh for LB-Steven Conley
- 5B. Brad Scioli, DE, Penn State (138)  
(From St. Louis for RB-Marshall Faulk)
- 6. To S.F. with D4-99 for D4-99
- 7A. Hunter Smith, P, Notre Dame (210)
- 7B. Corey Terry, LB, Tennessee (250)  
(Compensatory Pick)



Colts 1999 draft selection, running back Edgerrin James, leads the franchise in career rushing yardage (9,226).

## 2000 (Pos: 28)

- 1. Rob Morris, LB, Brigham Young (28)
- 2. Marcus Washington, LB, Auburn (59)
- 3. David Macklin, DB, Penn State (91)
- 4. Josh Williams, DT, Michigan (122)
- 5A. Matt Johnson, OG, Brigham Young(138)

- 5B. To New Orleans with D6-00 for D5-00
- 6. To New Orleans with D5-00 for D5-00
- 7A. Rob Renes, DT, Michigan (235)
- 7B. Rodragus Brooks, DB, Ala. Birm. (238)  
(From Oakland for D6-01)

## 2001 (Pos: 22-21-23)

- 1A. To N.Y. Giants for D1, D3, D6-01
- 1B. Reggie Wayne, WR, Miami (30)  
(From N.Y. Giants for D1-01)
- 2A. Idrees Bashir, DB, Memphis (37)  
(From Dallas for D2, D3-01)
- 2B. To Dallas for D2-01
- 3A. To Dallas for D2-01
- 3B. Cory Bird, DB, Virginia Tech (91)  
(From N.Y. Giants for D1-01)
- 4. Ryan Diem, OG, Northern Illinois(118)
- 5. Raymond Walls, DB, (152)  
Southern Mississippi
- 6A. To Oakland for D7-00
- 6B. Jason Doering, DB, Wisconsin (193)  
(From N.Y. Giants for D1-01)
- 7. Rick DeMulling, OG, Idaho (220)

## 2002 (Pos: 11-10-9-8)

- 1. Dwight Freeney, DE, Syracuse (11)
- 2. Larry Triplett, DT, Washington (42)
- 3. Joseph Jefferson, DB, (74)  
W. Kentucky
- 4. David Thornton, LB, North Carolina (106)
- 5. To Seattle for QB-Brock Huard
- 6a. David Pugh, DT, Virginia Tech (182)
- 6b. James Lewis, DB, Miami (183)  
(From St. Louis for WR-Terrence Wilkins)
- 6c. Brian Allen, RB, Stanford (204)  
(From St. Louis for P-John Baker)
- 7. Josh Mallard, DE, Georgia (220)

## 2003 (Pos: 24-26-25)

- 1. Dallas Clark, TE, Iowa (24)
- 2. Mike Doss, DB, Ohio State (58)
- 3. Donald Strickland, DB, Colorado (90)
- 4. Steve Sciullo, OG, Marshall (122)
- 5A. Robert Mathis, DE, Alabama A&M(138)  
(From Houston for D4-04)
- 5B. Keyon Whiteside, LB, Tennessee (162)
- 6A. Cato June, DB, Michigan (198)
- 6B. Makoa Freitas, OT, Arizona (208)  
(Compensatory)
- 7. To New Orleans for RB-Ricky Williams



Robert Mathis, a fifth-round selection in the 2003 NFL Draft, leads the franchise in sacks (123.0).

## 2004 (Pos: 29-28-27-26)

- 1. To Atlanta with D3-04 for D2, D3, D4-04
- 2A. To Pittsburgh for D2, D4-04  
(From Atl. with D3, D4-04 for D1, D3-04)
- 2B. Bob Sanders, DB, Iowa (44)  
(From Pittsburgh with D4-04 for D2-04)
- 2C. To Clev. with D5-04 for D3, D5, D6-04
- 3A. Ben Hartssock, TE, Ohio State (68)  
(From Cle. with D5, D6-04 for D2, D5-04)
- 3B. Gilbert Gardner, LB, Purdue (69)  
(From Atl. with D2, D4-04 for D1, D3-04)
- 3C. To Atlanta with D1-04 for D2, D3, D4-04
- 4A. Kendyll Pope, LB, Florida State (107)  
(From Pittsburgh with D2-04 for D2-04)
- 4B. To Houston for DE-Robert Mathis
- 4C. Jason David, DB, Washington State(125)  
(From Atl. with D2, D3-04 for D1, D3-04)
- 5A. Jake Scott, OT, Idaho (141)  
(From Cle. with D3, D6-04 for D2, D5-04)
- 5B. To Cle. with D2-04 for D3, D5, D6-04
- 6A. Von Hutchins, DB, Mississippi (173)  
(From Cle. with D3, D5-04 for D2, D5-04)
- 6B. Jim Sorgi, QB, Wisconsin (193)
- 7A. To Tampa Bay for DB-David Gibson
- 7B. David Kimball, K, Penn State (229)  
(From St. Louis for DB-Rich Coady)

## 2005 (Pos: 29-28)

- 1. Marlin Jackson, DB, Michigan (29)
- 2. Kelvin Hayden, DB, Illinois (60)
- 3. Vincent Burns, DT, Kentucky (92)
- 4A. Dylan Gandy, C/G, Texas Tech (129)
- 4B. Matt Giordano, DB, California (135)  
(Compensatory)
- 5A. Jonathan Welsh, DE, Wisconsin (148)  
(From Philadelphia for D4-06)
- 5B. Rob Hunt, C/G, (165)  
North Dakota State
- 5C. Tyjuan Hagler, LB, Cincinnati (173)  
(Compensatory)
- 6. Dave Rayner, K, Michigan State (202)
- 7. Anthony Davis, RB, Wisconsin (243)

## 2006 (Pos: 30)

- 1. Joseph Addai, RB, Louisiana State(30)
- 2. Tim Jennings, DB, Georgia (62)
- 3. Freddy Keiaho, LB, (94)  
San Diego State
- 4. To Philadelphia for DE-Jonathan Welsh
- 5. Michael Toudouze, OT, (162)  
Texas Christian
- 6A. Charlie Johnson, OT, (199)  
Oklahoma State
- 6B. Antoine Bethea, DB, Howard (207)  
(Compensatory)
- 7. T.J. Rushing, DB, Stanford (238)  
(From Tennessee for D6-07)

# HISTORY



## 2007 (Pos: 32)

1. Anthony Gonzalez, WR, Ohio State (32)
- 2A. Tony Ugho, OT, Arkansas (42)  
(From San Francisco for D4-07, D1-08)
- 2B. To Tampa Bay for DT-Booger McFarland
- 3A. Daymeion Hughes, DB, California (95)
- 3B. Quinn Pitcock, DT, Ohio State (98)  
(Compensatory)
- 4A. To San Francisco with D1-08 for D2a-07  
(From New Orleans for DB-Jason David)
- 4B. Brannon Condren, DB, Troy (131)
- 4C. Clint Session, LB, Pittsburgh (136)  
(Compensatory)
- 5A. Roy Hall, WR, Ohio State (169)
- 5B. Michael Coe, DB, Alabama State(173)  
(Compensatory)
6. To Tennessee for DB-T.J. Rushing
7. Keyunta Dawson, DE, Texas Tech (242)

## 2008 (Pos: 29-28-30)

1. To San Francisco with D4a-07 for D2-07
2. Mike Pollak, OG, Arizona State (59)
3. Philip Wheeler, LB, Georgia Tech (93)
4. Jacob Tamme, TE, Kentucky (127)
5. Marcus Howard, DE, Georgia (161)
- 6A. Tom Santi, TE, Virginia (196)
- 6B. Steve Justice, C, Wake Forest (201)  
(Compensatory)
- 6C. Mike Hart, RB, Michigan (202)  
(Compensatory)
- 6D. Pierre Garcon, WR, Mount Union(205)  
(Compensatory)
7. Jamey Richard, OG, Buffalo (236)

## 2009 (Pos: 27-29-28)

1. Donald Brown, RB, Connecticut (27)
- 2A. Fili Moala, DT, Southern California(56)  
(From Miami for D2b-09, D5-09)
- 2B. To Miami with D5-09 for D2a-09
3. Jerraud Powers, DB, Auburn (92)
- 4A. Austin Collie, WR, Brigham Young(127)
- 4B. Terrance Taylor, DT, Michigan (136)  
(Compensatory)
5. To Miami with D2b-09 for D2a-09
6. Curtis Painter, QB, Purdue (201)
- 7A. Pat McAfee, P, West Virginia (222)  
(From Philadelphia for D6-10)
- 7B. Jamie Thomas, OG, Maryland (236)

## 2010 (Pos: 22-21-23)

1. Jerry Hughes, DE, Texas Christian(31)
2. Pat Angerer, LB, Iowa (63)
3. Kevin Thomas, DB, USC (94)
4. Jacques McClendon, OG, Tennessee (129)
5. Brody Eldridge, TE, Oklahoma (162)
6. To Philadelphia for D7a-09
- 7A. Ricardo Mathews, DT, Cincinnati(238)
- 7B. Kavell Conner, LB, Clemson (240)  
(Compensatory)
- 7C. Ray Fisher, DB, Indiana (246)  
(Compensatory)

## 2011 (Pos: 31)

1. Anthony Castonzo, OT, (22)  
Boston College
- 2A. Ben Ijalana, OG, Villanova (49)  
(From Washington for D2b-11, D5-11)
- 2B. To Washington with D5-11 for D2a-11
3. Drake Nevis, DT, Louisiana State (87)
4. Delone Carter, RB, Syracuse (119)
5. To Washington with D2b-11 for D2a-11
6. Chris Rucker, DB, Michigan State (188)
7. To Washington for DB-Justin Tyrone

## 2012 (Pos: 1-2)

1. Andrew Luck, QB, Stanford (1)
2. Coby Fleener, TE, Stanford (34)
- 3A. Dwayne Allen, TE, Clemson (64)
- 3B. T.Y. Hilton, WR, (92)  
Florida International  
(From San Francisco for D4-12, D5-13)
- 5A. Josh Chapman, DT, Alabama (136)
- 5B. Vick Ballard, RB, Mississippi (170)  
(Compensatory)
6. LaVon Brazill, WR, Ohio (206)  
(Compensatory)
- 7A. Justin Anderson, OG, Georgia (208)
- 7B. Tim Fugger, LB, Vanderbilt (214)  
(From Jacksonville through the New York Jets for D6-12)
- 7C. Chandler Harnish, QB, (253)  
Northern Ill. (Compensatory)



Quarterback Andrew Luck was the No. 1 overall selection in the 2012 NFL Draft.

## 2013 (Pos: 24)

1. Bjoern Werner, OLB, Florida State(24)
2. To Miami for CB-Vontae Davis
3. Hugh Thornton, G, Illinois (86)
4. Khaled Holmes, C/G, USC (121)
- 5A. Montori Hughes, DT, UT Martin (139)  
(From Cleveland for D4-14)
- 5B. To San Francisco with D4-12
6. John Boyett, S, Oregon (192)
- 7A. Kerwynn Williams, RB, (230)  
Utah State
- 7B. Justice Cunningham, TE, (254)  
South Carolina (Compensatory)

## 2014 (Pos: 26-27)

1. To Cleveland for RB-Trent Richardson
2. Jack Mewhort, T/G, Ohio State (59)
3. Donte Moncrief, WR, Mississippi (90)
4. To Cleveland for DT-Montori Hughes
5. Jonathan Newsome, DE, Ball State (166)
6. Andrew Jackson, ILB, Western Kentucky (203)
- 7A. Ulrick John, T, Georgia State (232)  
(From Baltimore for C-A.Q. Shipley)
- 7B. To St. Louis for CB-Josh Gordy

## 2015 (Pos: 29)

1. Phillip Dorsett, WR, Miami (29)
2. To Tampa Bay with D4b-15 for D3a-15, D4a-15
- 3A. D'Joun Smith, CB, Florida Atlantic (65)  
(From Tampa Bay with D4a-15 for D2-15, D4b-15)
- 3B. Henry Anderson, DE, Stanford (93)
- 4A. Clayton Geathers, S, Central Florida (109)  
(From Tampa Bay with D3a-15 for D2-15, D4b-15)
- 4B. To Tampa Bay with D2-15 for D3a-15, D4a-15
- 5A. David Parry, DT, Stanford (151)  
(From San Francisco for D5b-15, D7a-15)
- 5B. To San Francisco with D7a-15 for D5a-15
- 6A. Josh Robinson, RB, (205)  
Mississippi State
- 6B. Amarlo Herrera, ILB, Georgia (207)  
(From Seattle for CB-Marcus Burley)
- 7A. To San Francisco with D5b-15 for D5a-15)
- 7B. Denzelle Good, T, Mars Hill (255)  
(Compensatory)

## 2016 (Pos: 18-17-19)

1. Ryan Kelly, C, Alabama (18)
- 2A. To Green Bay for D2-16, D4a-16, D7-16
- 2B. T.J. Green, S, Clemson (57)  
(From Green Bay with D4a-16, D7-16 for D2-16)
3. Le'Raven Clark, T, Texas Tech (82)
- 4A. Hassan Ridgeway, DT, Texas (116)
- 4B. Antonio Morrison, ILB, Florida (125)  
(From Green Bay with D2-16, D7-16 for D2-16)
5. Joe Haeg, T, North Dakota State(155)
6. To Oakland for ILB-Sio Moore
- 7A. Trevor Bates, OLB, Maine (239)
- 7B. Austin Blythe, C, Iowa (248)  
(From Green Bay with D2-16, D4a-16 for D2-16)



## 2017 (Pos: 15-14-16)

1. Malik Hooker, S, Ohio State (15)
2. Quincy Wilson, CB, Florida (46)
3. Tarell Basham, OLB, Ohio (80)
- 4A. To San Francisco for D4c-17, D5b-17
- 4B. Zach Banner, T, USC (137)  
(From New England for TE-Dwayne Allen, D6-17)
- 4C. Marlon Mack, RB, South Florida (143)  
(From San Francisco with D5b-17 for D4a-17)
- 4D. Grover Stewart, DT, Albany State(144)
- 5A. Nate Hairston, CB, Temple (158)
- 5B. Anthony Walker, ILB, Northwestern(161)  
(From San Francisco with D4c-17 for D4a-17)
6. To New England with TE-Dwayne Allen for D4b-17
7. To Cleveland for DT-Billy Winn

## 2018 (Pos: 3-4)

- 1A. To New York Jets for D1-18, D2a-18, D2b-18, D2-19
- 1B. Quenton Nelson, G, Notre Dame (6)  
(From New York Jets with D2a-18, D2b-18, D2-19 for D1-17)
- 2A. Darius Leonard, LB, S. Carolina St.(36)
- 2B. Braden Smith, G, Auburn (37)  
(From New York Jets with D1-17, D2b-18, D2-19 for D1-17)
- 2C. To Philadelphia for D2-18, D5-18
- 2D. Kemoko Turay, DE, Rutgers (52)  
(From Philadelphia with D5-18 for D2c-18)
- 2E. Tyquan Lewis, DE, Ohio State (64)  
(From Cleveland for D3-18, D6-18)
3. To Cleveland for D2-18
4. Nyheim Hines, RB, N.C. State (104)
- 5A. To Oakland for D5-18, D6-18
- 5B. Daurice Fountain, WR, Northern Iowa (159)  
(From Oakland with D6-18 for D5a-18)
- 5C. Jordan Wilkins, RB, Mississippi (169)  
(From Philadelphia with D2c-18 for D2c-18)
- 6A. To Cleveland with D3-18 for D2-18
- 6B. Deon Cain, WR, Clemson (185)  
(From Oakland with D5b-18 for D5a-18)
- 7A. Matthew Adams, LB, Houston (221)
- 7B. Zaire Franklin, LB, Syracuse (235)  
(From New York Jets for DT-Henry Anderson)

## 2019 (Pos: 26-27)

1. To Washington for D2-19, D2-20
- 2A. Rock Ya-Sin, CB, Temple (34)  
(From New York Jets with D2a-18, D2b-18, D2-19 for D1-18)
- 2B. To Cleveland for D2c-19, D5a-19
- 2B. Ben Banogu, LB, TCU (49)  
(From Cleveland with D5a-19 for D2b-19)

- 2C. Parris Campbell, WR, Ohio State (59)
3. Bobby Okereke, LB, Stanford (89)
- 4A. Khari Willis, S, Michigan State (109)  
(From Oakland for D4b-19, D4c-19)
- 4B. To Oakland with D4c-19 for D4a-19
- 4C. To Oakland with D4b-19 for D4a-19
- 5A. Marvell Tell III, CB, USC (144)  
From Cleveland with D2c-19 for D2b-19
- 5B. E.J. Speed, LB, Tarleton State (164)
6. Gerri Green, DE, Miss. State (199)
- 7A. Jackson Barton, T, Utah (240)
- 7B. Javon Patterson, C, Mississippi (246)  
From Philadelphia for DT-Hassan Ridgeway

## 2020 (Pos: 13-12-11-16-15-14)

1. To San Francisco for DT-DeForest Buckner
- 2A. Michael Pittman, WR, USC (34)  
(From Washington for D2-19)
- 2B. Jonathan Taylor, RB, Wisconsin (41)  
(From Cleveland for D2-20, D5-20)
- 3A. To Detroit with D6-20 for D3-20, D5-20, D6-20
- 3B. Julian Blackmon, S, Utah (85)
4. Jacob Eason, QB, Washington (122)
5. Danny Pinter, G, Ball State (149)  
(From Detroit with D3-20, D6-20 for D3-20, D6-20)
- 6A. Rob Windsor, DT, Penn State (193)
- 6B. Isaiah Rodgers, CB, UMass (211)  
(From New York Jets for CB-Quincy Wilson)
- 6C. Dezmon Patmon, WR, Wash. St. (212)  
(From New England with D6-20 for D6-20)
- 6D. Jordan Glasgow, LB, Michigan (213)  
(From New England with D6-20 for D6-20)



## COLTS DRAFT HISTORY

### COLTS FIRST ROUND DRAFT CHOICES

1953—Billy Vessels, HB, Oklahoma	1975—Ken Huff, G, North Carolina	1996—Marvin Harrison, WR, Syracuse
1954—Cotton Davidson, QB, Baylor	1976—Ken Novak, DT, Purdue	1997—Tarik Glenn, T, California
1955—George Shaw, QB, Oregon (bonus) Alan Ameche, FB, Wisconsin	1977—Randy Burke, WR, Kentucky	1998—Peyton Manning, QB, Tennessee
1956—Lenny Moore, HB, Penn State	1978—Reese McCall, TE, Auburn	1999—Edgerrin James, RB, Miami
1957—Jim Parker, T, Ohio State	1979—Barry Krauss, LB, Alabama	2000—Rob Morris, LB, Brigham Young
1958—Lenny Lyles, HB, Louisville	1980—Curtis Dickey, RB, Texas A&M Derrick Hatchett, CB, Texas	2001—Reggie Wayne, WR, Miami
1959—Jackie Burkett, C-LB, Auburn	1981—Randy McMillan, RB, Pittsburgh Donnell Thompson, DE, N. Carolina	2002—Dwight Freeney, DE, Syracuse
1961—Tom Matte, HB, Ohio State	1982—Johnie Cooks, LB, Mississippi St. Art Schlichter, QB, Ohio State	2003—Dallas Clark, TE, Iowa
1962—Wendell Harris, HB, LSU	1983—John Elway, QB, Stanford	2004—No Selection
1963—Bob Vogel, T, Ohio State	1984—Leonard Coleman, CB, Vanderbilt Ron Solt, G, Maryland	2005—Marlin Jackson, CB, Michigan
1964—Marv Woodson, HB, Indiana	1985—Duane Bickett, LB, Southern Cal	2006—Joseph Addai, RB, LSU
1965—Mike Curtis, FB-LB, Duke	1986—Jon Hand, DE, Alabama	2007—Anthony Gonzalez, WR, Ohio State
1966—Sam Ball, T, Kentucky	1987—Cornelius Bennett, LB, Alabama	2008—No Selection
1967—Bubba Smith, T, Michigan State Jim Detwiler, HB, Michigan	1988—No Selection	2009—Donald Brown, RB, Connecticut
1968—John Williams, G, Minnesota	1989—Andre Rison, WR, Michigan State	2010—Jerry Hughes, DE, Texas Christian
1969—Eddie Hinton, FL, Oklahoma	1990—Jeff George, QB, Illinois	2011—Anthony Costanzo, T, Boston College
1970—Norm Bulaich, RB, TCU	1991—No Selection	2012—Andrew Luck, QB, Stanford
1971—Don McCauley, RB, N. Carolina Leonard Dunlap, DB, N. Texas St.	1992—Steve Emtman, DT, Washington Quentin Coryatt, LB, Texas A&M	2013—Bjoern Werner, OLB, Florida State
1972—Tom Drougas, T, Oregon	1993—Sean Dawkins, WR, California	2014—No Selection
1973—Bert Jones, QB, LSU Joe Ehrmann, DT, Syracuse	1994—Marshall Faulk, RB, San Diego St. Trev Alberts, LB, Nebraska	2015—Phillip Dorsett, WR, Miami
1974—John Dutton, DE, Nebraska Roger Carr, WR, Louisiana Tech	1995—Ellis Johnson, DE/T, Florida	2016—Ryan Kelly, C, Alabama
		2017—Malik Hooker, S, Ohio State
		2018—Quenton Nelson, G, Notre Dame
		2019—No Selection
		2020—No Selection

### COLTS DRAFT SELECTIONS BY YEAR

#### 1947

**SPECIAL** - Arnold Tucker, B, West Point;  
Ernie Case, B, UCLA

#### REGULAR

1. Elmer Madar, E, Michigan
2. Hubert Bechtol, E, Texas
3. Tommy Mont, B, Maryland
4. Weldon Humble, G, Rice
5. Russ Deal, T, Indiana
6. Don Malmberg, T, UCLA
7. Vic Schwall, B, Northwestern
8. Howard Turner, B, North Carolina State
9. Franklin Hubbell, E, Tennessee
10. Gaston Bourgeois, G, Tulane
11. James Brieske, C, Michigan
12. Rudy Mobley, B, Hardin-Simmons
13. Gerald Doherty, B, Delaware
14. Bill Baumgartner, E, Minnesota
15. Jim Kekeris, T, Missouri

#### SUPPLEMENTARY

16. John North, E, Vanderbilt
17. Jim Canady, B, Texas
18. Howie Brown, G, Indiana
19. John Sims, B, Tulane
20. Bert Vander Clute, G, Wesleyan
21. Tony Stalloni, T, Delaware
22. Jean Lamoure, G, Fresno State
23. Leo Daniels, B, Texas A&M
24. M. "Tex" Reilly, B, Colorado
25. Jim Landrigan, T, Holy Cross

#### 1948

1. Bobby Layne, B, Texas
2. William Garrett, T, Mississippi State
3. Earl Cook, G, SMU
4. Dan Sandifer, B, LSU
5. Joe Smith, E, Texas Tech
6. Gene Ruskowski, T, Ohio U.
7. Jim Batchelor, B, East Texas State
8. Rex Olson, B, Brigham Young
9. Aubrey Fowler, B, Arkansas
10. Jack Fitch, B, North Carolina
11. Don Ettinger, T, Kansas
12. Paul Redfield, T, Colgate
13. Stan Magdziak, B, William & Mary
14. Dick Deranek, B, Indiana
15. Robert Norman, B, Washington & Lee
16. Charles Working, B, Washington & Lee
17. George Sparter, C, North Carolina
18. Rollin Prather, E, Kansas State
19. Norman Mosely, B, Alabama
20. Carmen Ragonese, B, New Hampshire
21. Bob Walker, B, Colorado Mines
22. Ray Borneman, B, Texas
23. Pete Tillman, C, Oklahoma
24. Robert Pfohl, B, Purdue
25. Lou Levanti, C, Illinois
26. Sam Zatkoff, E, Illinois
27. Harry Jagade, B, Indiana
28. Ben Bendrick, B, Wisconsin
29. Rex Grossman, B, Indiana
30. Dick Reinking, E, SMU

#### 1949

**\*SECRET** - Richard Harris, T, Texas  
Levi Jackson, B, Yale

#### REGULAR

1. George Sims, B, Baylor
2. Bob Gage, B, Clemson
3. No Choice
4. Ralph Kohl, T, Michigan
5. Wallace Jones, E, Kentucky
6. Frank Pattee, B, Kansas
7. Fred Folger, B, Duke
8. Bob Prymski, T, Illinois
9. Everett Faunce, B, Minnesota
10. Kale Alexander, T, South Carolina
11. Paul Page, B, SMU
12. James Owens, E, Oklahoma
13. Warren Beson, C, Minnesota
14. David Moon, B, SMU
15. Jon Jenkins, T, Dartmouth
16. John O'Quinn, E, Wake Forest
17. John Clyde Geary, T, Conn. Wesleyan
18. Albert Sanders, T, Miss. Southern
19. Guy Sundheim, C, Northwestern
20. Mernie Lazier, B, Illinois
21. Harry Larche, T, Arkansas State
22. No Choice
23. No Choice
24. No Choice
25. Joe Grothus, G, Iowa
26. Byron Gillory, B, Texas
27. Bob Cox, E, North Carolina
28. Bob DeMoss, B, Purdue
29. George Pryor, B, Wake Forest

# HISTORY



## 1950

- Adrian Burk, QB, Baylor
- Leon Campbell, B, Arkansas
- Don Colo, T, Brown
- Earl Murray, G, Purdue
- Jack Halliday, G, SMU
- Herb Rich, B, Vanderbilt
- Art Bok, B, Dayton
- Dick Harris, C, Texas
- Bill Bass, B, Arkansas
- Errol Fry, G, Texas
- Joe Romanosky, T, St. Bonaventure
- Bill Dey, B, Dartmouth
- Ray Stone, E, Texas
- Mitch Smiarowski, C, St. Bonaventure
- Art Spinney, E, Boston College
- Dave Fisher, B, SW Louisiana
- Ralph Murphy, G, Rice
- Charley Schoolmaster, C, Western Mich
- Bill Waddail, B, Auburn
- Sheldon Dunlap, G, Cincinnati
- Tom Phillips, B, Baldwin Wallace
- Chip Armstrong, C, Occidental
- Harry Wettlauter, E, Pennsylvania
- Bill Petroski, T, Holy Cross
- Jim Pepper, G, Syracuse
- Gino Mazzanti, B, Arkansas
- Mitford Johnson, B, Baylor
- John Adcock, T, Auburn
- Bob Graham, B, Pennsylvania
- Tom Blake, G, Cincinnati (NY Bulldogs)

- Monte Brethauer, E, Oregon
- Joe Szombathy, E, Syracuse
- Scott Prescott, C, Minnesota
- Ray Graves, HB, Texas A&M
- Joe Sabol, HB, UCLA
- Jack Alessandrini, G, Notre Dame
- Tom Roche, T, Northwestern



Billy Vessels was the first draft selection of the Baltimore Colts in 1953.

## 1954 (Pos: 4th)

- Cotton Davidson, QB, Baylor (4)
- Larry Grigg, B, Oklahoma (15)
- James Kincaid, B, South Carolina (28)
- Thomas Allman, B, West Virginia (39)
- Don Ellis, B, Texas A&M (52)
- To Cleveland for C-Tom Cosgrove
- Glenn Turner, B, Georgia Tech (76)
- Dennis McCotter, G, Detroit U (87)
- Robert Adams, G, Shippensburg St.(100)
- Robert Schoonmaker, B, Missouri (111)
- Robert Leberman, B, Syracuse (124)
- Donald Chelf, T, Iowa (135)
- Chuck McMillan, B, John Carroll(148)
- Ordell Braase, T, S. Dakota State (159)
- Joseph D'Agostino, G, Florida (172)
- Alex Sandusky, C, Clarion St. Tchrs.(183)
- Thomas Adkins, C, Kentucky (196)
- Richard Shinaut, B, Texas Western(207)
- Charles Wenzlau, C, Miami (Oh.)(220)
- Raymond Berry, E, SMU (231)
- Robert Lade, G, Nebraska St. Tchrs. (244)
- Robert Meyer, T, Ohio State (255)
- Leon Hardeman, B, Georgia Tech (268)
- Donald Kerlin, B, Concordia (279)
- Pepper Rodgers, B, Georgia Tech (292)
- Jesus Esparza, T, N. Mexico A&M (303)
- William Sennett, C, Georgia Tech (316)
- Raymond Ecstrom, C, Westminster (327)
- Claude Taliaferro, B, Illinois (340)
- Patrick Abbruzzi, B, Rhode Island (351)

## 1955 (Pos: 2nd)

- Bonus Pick - George Shaw, QB, Oregon
- Alan Ameche, B, Wisconsin (2)
  - Richard Szymanski, C, Notre Dame (15)
  - L.G. Dupre, B, Baylor (26)
  - Tom Feamster, E, Florida State (39)

- Jack Patera, G, Oregon (43)  
(Choice from New York)
- George Preas, G, VPI (50)
- Leo Lewis, B, Lincoln U. (Mo.) (63)
- Frank McDonald, C, Miami (Fla.) (74)
- Dale Meinert, G, Oklahoma A&M (87)
- Walter Bryan, B, Texas Tech (90)
- William Evans, G, Miami (Ohio) (103)  
(Choice from New York)
- Jesse Arnette, E, Penn State (111)
- Emil Radik, B, Omaha (122)
- Dick Chorovich, T, Miami (Ohio) (135)
- Pat Abbruzzi, B, Rhode Island (146)
- John Lee, B, Georgia Tech (159)
- Gerald Peterson, T, Texas (170)
- Dick Laswell, T, TCU (183)
- Wesley Clark, T, Miss. Southern (194)
- Charles Shepard, B, N. Texas St. (207)
- James Cobb, T, Abilene Christian (218)
- Charles Cianciola, C, Lawrence Col. (231)
- Nick Manych, C, Mich. St. Normal (242)
- Jerry Welch, B, S. Dakota State (255)
- Dick McNamara, B, Minnesota (266)
- Alex Esquivel, B, Mex. City Col. (279)
- Richard Grann, T, Rhode Island (290)
- Marion Minker, T, Bucknell (303)
- James Locke, T, VPI (314)
- Robert Myers, T, Ohio State (327)
- Bill Waters, T, Austin College (338)

## 1956 (Pos: 8th)

- Lenny Moore, HB, Penn State (8)
- Dick Donlin, E, Hamline (20)
- Bob Pascal, HB, Duke (32)
- B.C. Inabinet, T, Clemson (42)
- Herb Gray, E, Texas (54)
- Don Schmidt, HB, Texas Tech (66)
- Bill Waters, T, Austin (78)
- Bill Koman, G, North Carolina (90)
- John Lewis, E, Michigan State (102)
- Gene Scott, HB, Centre (114)
- Dennis Shaw, E, North Texas St. (126)
- Steve Myhra, G, North Dakota (138)
- Jack Hill, HB, Utah State (150)
- Ted Schwanger, HB, Tenn. Poly (162)
- John Polzer, LB, Virginia (174)
- Gene Hendrix, HB, Drake (186)
- Bill Danenhauer, E, Emporia (198)
- Earl Looman, G, Stetson (210)
- Bob Fyvie, T, Lafayette (222)
- Bob Hill, FB, Jackson (234)
- Jim Harness, HB, Mississippi State(246)
- Pat Del Vicaro, G, Miss. Southern (258)
- Al Stephenson, T, Idaho State (270)
- Bobby Fox, HB, East Texas State (282)
- Bradley Mills, HB, Kentucky (294)
- Jim Lohr, G, Southeastern Missouri (306)
- Herb Hartwell, HB, Virginia (318)
- John Shearer, QB, Shepherd (330)
- Jim Rusher, E, Kansas State (342)
- Terry Sweeney, HB, M. Tenn. State(353)

## ALLOCATION

Chet Mutryn, B, Buffalo Bills  
 Bob Livingstone, B, Buffalo Bills  
 Albin Collins, E, Chicago Rockets  
 Art Donovan, DT, Buffalo Bills

## 1953 (Pos: 1st)

- Billy Vessels, HB, Oklahoma
- Bernie Flowers, E, Purdue
- Buck McPhail, FB, Oklahoma
- Tom Catlin, C, Oklahoma
- Jack Little, T, Texas A&M
- Jim Sears, HB, USC
- Bill Athey, G, Baylor
- Jim Prewett, T, Tulsa
- Bob Blair, TE, TCU
- John Cole, HB, Arkansas
- Gene Rossi, HB, Cincinnati
- Kaye Vaughn, G, Tulsa
- Bobby Moorhead, HB, Georgia Tech
- Frank Continetti, G, George Wash.
- Buddy Sutton, HB, Arkansas
- Jim Currin, E, Dayton
- George Rambour, T, Dartmouth
- LeRoy Labat, HB, LSU
- Bill Powell, HB, California
- Pete Russo, T, Indiana
- Frank Kirby, T, Bucknell
- Merlin Gish, C, Kansas
- Mike Houseplan, G, Tulane



# HISTORY



## 1957 (Pos: 7th)

1. Jim Parker, T, Ohio State (7)
2. Don Shinnick, LB, UCLA (19)
3. Luke Owens, T, Kent State (31)
4. Jackie Simpson, HB, Florida (43)
5. Ron Underwood, HB, Arkansas (53)
6. Bill Pricer, FB, Oklahoma (64)
7. Reuben Saage, HB, Baylor (78)
8. Jack Harmon, HB, E. Oregon State (89)
9. Robert White, T, Otterbein (100)
10. Joe Grisham, E, Austin Peay (114)
11. Andy Nelson, QB, Memphis State (125)
12. Don Simonc, T, Tennessee Poly (136)
13. John Call, HB, Colgate (150)
14. Joe Guido, HB, Youngstown (161)
15. Hall Whitley, C, Texas A&I (172)
- 16A. Joe Cannavino, HB, Ohio State (184)  
(From Pitt. for RB-Charles Shepard)
- 16B. Ed Prelock, T, Kansas (186)
17. Dan Wisniewski, G, Pittsburgh (197)
18. Jim Villa, HB, Allegheny (208)
19. Charles Froehle, T, St. John's Minn. (222)
20. Walt Livingston, HB, Heidelberg (233)
21. Owen Mulholland, HB, Houston (244)
22. Chet Van Atta, LB, Kansas (258)
23. Connie Baird, E, Hardin-Simmons (269)
24. Harwood Hoefft, E, S. Dakota State (280)
25. Harlon Geach, T, College of Idaho (294)
26. Joe Unitas, T, Louisville (305)
27. Len DeMalon, LB, St. Vincent's (Pa.) (316)
28. Walt Schneider, T, Colorado (330)
29. Bob Rasmussen, G, Minnesota (341)
30. Bob Bailey, E, Thiel (352)

## 1958 (Pos: 10th)

1. Leonard Lyles, HB, Louisville (10)
2. Bob Stransky, HB, Colorado (23)
3. Joe Nicely, G, West Virginia (34)
4. Les Walters, E, Penn State (47)
- 5A. Raymond Brown, QB-HB, (49)  
Mississippi  
(From Chi. Card. for DT-Tom Finnin)
- 5B. To New York for RB-Henry Moore (57)
6. Bob Taylor, E, Vanderbilt (68)
- 7A. John Sample, HB, Maryland State (78)  
(From Pittsburgh for B-Dick Young)
- 7B. John Diehl, T, Virginia (81)
8. Floyd Peters, G, (92)  
San Francisco State
9. Harold Bullard, FB, Lenoir-Rhyne (105)
10. Ray Schamber, HB, South Dakota (116)
11. Bobby Jordan, HB, VMI (129)
12. Tommy Addison, T, South Carolina (140)
13. Jerry Richardson, E, Wofford (153)
14. Ken Hall, HB-FB, Texas A&M (164)
15. Les Carney, HB, Ohio (177)
16. Arch Matsos, G-LB, (188)  
Michigan State
17. James Reese, QB, Minnesota (201)
18. Dave Lloyd, C, Georgia (212)
19. Tim Murnen, G, Bowling Green (225)
20. Tom Forrestal, QB, Navy (236)

21. Jim Faulk, HB, Texas Christian (249)
22. Bob McKee, E, Monmouth (260)
23. Phil Parslow, HB, UCLA (273)
24. Bobby Sandlin, HB, Tennessee (284)
25. Jim Roundtree, HB, Florida (297)
26. Bob Grimes, G, Central Michigan (308)
27. George Dintiman, HB, Lock Haven (321)
28. Jim Murphy, T, (332)  
East Tennessee State
29. Doug Padgett, E, Duke (345)
30. Gary Lund, G, Utah State (356)

## 1959 (Pos: 12th)

1. Jackie Burkett, C, LB, Auburn (12)
2. Dave Sherer, E, SMU (24)
3. T. Detroit for DE-Ray Krouse (36)
4. Zeke Smith, G-LB, Auburn (48)
5. Hanson Churchwell, G-LB, (60)  
Mississippi
6. Palmer Pyle, T, Michigan State (72)
7. Harold Lewis, HB, Houston (84)
8. Tom Coffey, HB, West Texas State (96)
9. Tom Brown, G, Minnesota (108)
10. Don Stewart, E, SMU (120)
11. Tom Stephens, HB, Syracuse (132)
12. Richard Wood, QB, Auburn (144)
13. Rudy Smith, G-T, Mississippi (156)
14. Ferdie Burket, HB, SE Oklahoma (168)
15. Ted Foret, T, Auburn (180)
16. Morris Keller, T, Clemson (192)
17. Leroy Bergan, T, (204)  
South Dakota State
18. Opie Bandy, E-LB, Tulsa (216)
19. Milton Crain, C-LB, Mississippi (228)
20. Paul Balonick, C-LB, NC State (240)
21. John Herrnstein, FB, Michigan (252)
22. Lonny Leatherman, T, TCU (264)
23. Bob Davis, HB, Houston (276)
24. Bob Novogratz, G-LB, Army (288)
25. Ed Kieffer, HB, Syracuse (300)
26. Rene Lorio, HB, (312)  
Mississippi Southern
27. Thurman Terry, T, (324)  
Rice University
28. Fred Long, FB, Iowa (336)
29. Perry McGriff, E, Florida (348)
30. Blair Weese, FB, (360)  
West Virginia Tech

## 1960 (Pos: 10th)

1. Ron Mix, T, USC (10)
- 2A. Don Floyd, T, TCU (23)
- 2B. Marvin Terrell, G, Mississippi (24)  
(From New York for QB-George Shaw)
3. Jim Welch, HB, SMU (34)
4. Gerhard Schwedes, HB, (47)  
Syracuse
5. Marvin Lasater, HB, TCU (58)
6. Al Bansavage, G, USC (71)
7. Jerry Beabout, T, Purdue (82)
8. Jim Colvin, T, Houston (95)
- 9A. Bob Hall, T, Kent State (103)

- 9B. Don Perkins, HB, New Mexico (106)  
(From Philadelphia for B-Jimmy Carr)
- 10A. Ernest Barnes, C, (112)  
N. Carolina Col.
- 10B. Bobby Boyd, QB, Oklahoma (119)  
(From Wash. for G-Hanson Churchwell)
11. Bob Wehking, C, Florida (130)
12. Bill Bucek, HB, Rice (143)
13. Jim Nemeth, C, South Carolina (154)
14. Dale Johannsen, T, (167)  
Augustana Col.
15. Larry Grantham, E, Mississippi (178)
16. George Boynton, HB, (191)  
E. Texas State
17. Jim Beaver, T, Florida (202)
18. Dan Sheehan, T, Chattanooga (215)
19. Bill Carpenter, E, Army (226)
20. Bob Hogue, T, Shepherd (239)

## 1961 (Pos: 7th)

- 1A. Tom Matte, HB, Ohio State
- 1B. To San Francisco for E-Dee Mackey
2. Tom Gilburg, T, Syracuse
3. Jerry Hill, HB, Wyoming
4. Ken Gregory, E, Whittier
- 5A. Ron Osborne, T, Clemson
- 5B. Ed Dyas, FB, Auburn  
(From Pittsburgh for DB-Bert Rechichar)
6. Don Kern, HB, VMI
7. Ike Grimsley, HB, Michigan State
8. Paul Terhes, QB, Bucknell
9. Pete Nicklas, T, Baylor
10. Bob Clemens, HB, Pitt
11. Ralph White, T, Bowling Green
12. Dick Reynolds, T, North Carolina State
13. Dallas Garber, FB, Marietta
14. Bob Hunt, T, SMU
15. E.A. Sims, E, New Mexico State
16. Tom Weisner, FB, Wisconsin
17. Steve Jastrzembksi, E, Pittsburgh
18. Wilson Allison, T, Baylor
19. Joe Novsek, T, Tulsa
20. Al Kimbrough, HB, Northwestern



Tom Matte was the Colts first pick in the 1961 draft.

# HISTORY



## 1962 (Pos: 9th)

1. Wendell Harris, HB, Louisiana State
2. Bill Saul, LB, Penn State
3. Dan Sullivan, T, Boston College
4. Jim Dillard, HB, Oklahoma State
- 5A. To Green Bay for QB-Lamar McHan
- 5B. Jerry Croft, G, Bowling Green (Choice from Pittsburgh)
6. To Washington for DB-Gary Gllick
7. Fred Miller, T, Louisiana State
8. Pete Brokaw, HB, Syracuse
- 9A. Roy Walker, FB, Purdue (From Dallas for RB-Don Perkins)
- 9B. Walt Rappold, QB, Duke
10. Fred Moore, T, Memphis State
11. Scott Tyler, HB, Miami, Ohio
12. Bake Turner, HB, Texas Tech
13. Charles Holmes, FB, Maryland State
14. Stinson Jones, HB, VMI
15. Joe Monte, G, Furman
16. Ray Abruzzese, HB, Alabama
17. Bill Knocek, QB, Fresno State
18. Mel Rideout, QB, Richmond
19. Fred Gillett, HB, Los Angeles State
20. Herm McKee, HB, Washington State

## 1963 (Pos: 5th)

1. Bob Vogel, T, Ohio State
- 2A. John Mackey, E-HB, Syracuse
- 2B. Butch Wilson, FB, Alabama (From Pittsburgh for DB-John Sample)
3. To St. Louis for E-Dick Bielski
- 4A. Jerry Logan, HB, West Texas State
- 4B. Harlow Fullwood, T, Virginia Union (From Chicago for DB-Pete Manning)
5. Bill Ventura, E, Richmond
6. Jerry Cook, HB, Texas
7. Willie Richardson, E, Jackson State
8. Dave Hayes, FB, Penn State
9. Don Trull, QB, Baylor
10. Bill Siekierski, G, Missouri
11. Winston Hill, T, Texas Southern
12. Butch Maples, C, Baylor
13. Paul Watters, T, Miami (Ohio)
14. Neil Petties, E, San Diego State
15. Leon Mavity, HB, Colorado
16. Dick Quast, E, Memphis State
17. Kern Carson, HB, San Diego State
18. Luther Woodruff, T, North Carolina A&T
19. Steve Berzansky, FB, West Virginia
20. D.L. Hurd, E, San Francisco State

## 1964 (Pos: 8th)

1. Marv Woodson, HB, Indiana
2. Tony Loric, HB, Arizona State
3. To Dallas for RB-J.W. Lockett
4. Ted Davis, LB, Georgia Tech
5. Ed Lothamer, T, Michigan State
6. Jim Mazurek, T, Syracuse
7. Ken Sugarman, T, Whitworth
8. John Williamson, LB, Louisiana Tech
9. Vince Turner, HB, Missouri

10. To Detroit for K-Jim Martin
11. John Paglio, T, Syracuse
12. Ken Graham, HB, Washington State
13. Charlie Parker, T, Southern Mississippi
14. John Case, E, Clemson
15. Larry Kramer, T, Nebraska
16. Roger Lopes, FB, Michigan State
17. Don Green, HB, Susquehanna
18. Alvin Haymond, HB, Southern U
19. Owen Dejanovich, T, ASU (Flagstaff)
20. John Butler, FB, San Diego State

## 1965 (Pos: 14th)

1. Mike Curtis, FB-LB, Duke
2. Ralph Neely, T, Oklahoma
- 3A. To San Francisco for WR-Raymond Berry
- 3B. Glenn Ressler, G, Penn State (From Pittsburgh for HB-Marv Woodson, LB-Bill Saul)
- 4A. Dave Johnson, HB, San Jose State
- 4B. Martin Schottenheimer, LB, Pitt (From Washington for RB-J.W. Lockett)
5. John McGuire, E, Syracuse
- 6A. Al Atkinson, T, Villanova
- 6B. Bob Felts, HB, Florida A&M (From New York for DB-Andy Nelson, WR-R.C. Owens)
7. John Kolocek, T, Corpus Christi
8. Roosevelt Davis, T, Tennessee A&I
9. Tom Bleick, HB, Georgia Tech
10. George Harold, HB, Allen U
11. Lamar Richardson, E, Fisk U
12. Ted Radosovich, G, Cincinnati
13. Bruce Airheart, HB, North Dakota State
14. Jerry Fishman, LB, Maryland
15. Roy Hilton, E, Jackson State
16. Steve Tensi, QB, Florida State
17. Fred Reichardt, E, Wisconsin
18. Charley King, HB, Purdue
19. Barry Brown, E-LB, Florida
- 20A. George Haffner, QB, McNeese State
- 20B. Raymond Johnson, C, Prairie View (From Washington for K-Jim Martin)



Mike Curtis was the team's first-round choice in 1965.

## 1966 (Pos: 15th)

1. Sam Ball, T, Kentucky
2. Butch Allison, G, Missouri
3. Rick Kestner, E, Kentucky
- 4A. Rod Sherman, FL, Southern California (From Dallas for G/T-Ralph Neely)
- 4B. Hoyle Granger, FB, Mississippi State
5. Choice to Dallas
6. Stas Maliszewski, LB, Princeton
- 7A. Dave Ellis, T, North Carolina State (From San Francisco for DT-Dan La Rose)
- 7B. Ray Perkins, FL, Alabama
- 8A. Gerald Allen, HB, Omaha (From Minnesota for T-Larry Kramer)
- 8B. Jack White, QB, Penn State
9. Gerald Gross, HB, Auburn
10. Claude Brownlee, DE, Benedict
11. Eric Crabtree, HB, Pittsburgh
12. Jim Carter, G, Tennessee A&I
13. Bob Hadrick, E, Purdue
14. Jim Ward, QB, Gettysburg
15. Lee Garner, LB, Mississippi
16. Rod Stewart, E, Duke
17. Randy Matson, T, Texas A&M
18. Ed Toner, T, Massachusetts
19. Ken Duke, FB, Morgan State
20. Tom Carr, T, Morgan State

## 1967 (Pos: 20-18-19)

- 1A. Bubba Smith, DE, Michigan State (1) (From N.O. for QB-Gary Cuozzo, OL-Butch Allison & D17-67)
- 1B. Jim Detwiler, HB, Michigan (20)
2. Rick Volk, DB, Michigan (45)
- 3A. Norman Davis, G, Grambling (54) (From N.O. in QB-Gary Cuozzo trade)
- 3B. Leon Ward, LB, Oklahoma State (71)
4. Charles Stukes, DB, (100) Maryland St.
5. Ron Porter, LB, Idaho (126)
- 6A. Terry Southall, QB, Baylor (137) (From Atlanta for T-Lou Kirouac)
- 6B. To Atlanta for G-Dale Mommelaar
7. Bo Rein, FL, Ohio State (179)
- 8A. Lee Anderson, DT, Bishop (202) (From St. L. for LB-Mike Strofolino)
- 8B. Cornelius Johnson, T, Va. Union (204)
9. Ron Kirkland, HB, Nebraska (229)
10. Leigh Gilbert, FB, (258) Northern Illinois
11. Herman Reid, T, St. Augustine's (290)
- 12A. Preston Pearson, DB, Illinois (298) (From Pittsburgh for G-Jim Carter)
- 12B. J.B. Christian, G, (307) Oklahoma State
13. Marc Allen, DT, (335) West Texas State
14. Pat Conley, LB, Purdue (359)
15. Bob Wade, DB, Morgan State (385)
16. Don Alley, FL, Adams State (413)
17. To N.O. in QB-Gary Cuozzo trade

# HISTORY



## 1968 (Pos: 23-24)

1. John Williams, T, Minnesota (23)
2. Bob Grant, LB, Wake Forest (50)
3. Rich O'Hara, E, Northern Arizona(78)
4. James Duncan, DB, Maryland St.(107)
- 5A. Paul Elzey, LB, Toledo (126)  
(From N.Y. for DT-Bob Lurtsema)
- 5B. To Cleveland for P-David Lee
6. Choice to Atlanta
7. Anthony Andrews, HB, (188)  
Hamp. Inst.
8. Tommy Davis, DT, (216)  
Tennessee A&I
9. Terry Cole, FB, Indiana (242)
- 10A. Ocie Austin, DB, Utah State (257)  
(From Wash. for RB-Gerald Allen)
- 10B. Ed Tomlin, FB, Hampton Inst. (270)
11. Bill Pickens, G, Houston (296)
12. James Jackson, DT, (324)  
Jackson St.
13. Howie Tennebar, G, Kent State (350)
14. Charles Mitchell, TE, (378)  
Alabama St.
15. Jeff Beaver, QB, North Carolina (404)
16. Walt Blackledge, FL, (432)  
San Jose St.
17. Ray Pederson, G, (458)  
St. Coll. of Iowa

## 1969 (Pos: 25th)

1. Ed Hinton, FL, Oklahoma (25)
- 2A. Ted Hendricks, LB, Miami (33)
- 2B. Tom Maxwell, DB, Texas A&M (51)
3. Dennis Nelson, T, Illinois State (77)
- 4A. Jackie Stewart, FB, Texas Tech (87)  
(From Wash. for RB-Gerald Allen)
- 4B. To Atlanta for G-Dan Grimm
- 5A. To Atlanta for G-Dan Grimm
- 5B. King Dunlap, DT, Tennessee A&I (129)
6. Bill Fortier, G, Louisiana State (154)
- 7A. Gary Fleming, LB, Stanford (163)  
(From N.O. in QB-Gary Cuozzo trade)
- 7B. Roland Moss, RB, Toledo (181)
8. Sam Havrilak, DB, Bucknell (207)
- 9A. George Wright, DT, (210)  
Sam Houston  
(From Atlanta for C-Phil Sobocinski)
- 9B. Larry Good, QB, Georgia Tech (232)
10. Marion Griffin, TE, Purdue (259)
11. Ken Delaney, T, Akron (285)
12. Butch Riley, LB, Texas A&I (310)
13. Carl Mauck, LB, (337)  
Southern Illinois
14. Dave Bartlett, LB, Colorado (363)
15. George Thompson, DB, (389)  
Marquette
16. Jim McMillan, FL, The Citadel (415)
17. Joe Cowan, FL, Johns Hopkins (441)

## 1970 (Pos: 18th)

1. Norm Bulaich, RB, TCU (18)
2. Jim Bailey, DT, Kansas (44)
- 3A. Jim O'Brien, K-WR, Cincinnati (70)
- 3B. Ara Person, TE, Morgan State (74)  
(From Phil. for LB-Ron Porter)
- 4A. Steve Smear, DT, Penn State (95)  
(From Wash. for LB-Dennis Gaubatz)
- 4B. To Green Bay for T-Ron Kostelnik
5. Billy Newsome, DE, Grambling (122)
6. Ron Gardin, FL, Arizona (148)
7. Gordon Slade, QB, Davidson (174)
8. Bob Bouley, T, Boston College (199)
9. Barney Harris, CB, Texas A&M (226)
10. Dick Palmer, LB, Kentucky (252)
11. George Edwards, RB, (278)  
Fairmont St.
12. Don Burrell, FL, Angelo State (304)
13. Dave Polak, LB, Bowling Green (330)
14. Tom Curtis, S, Michigan (356)
15. Philip Gary, DE, Kentucky State (382)
16. Jack Maitland, RB, Williams (408)
17. Alvin Pearman, RB, Colgate (434)

## 1971 (Pos: 26th)

- 1A. Don McCauley, RB, (22)  
North Carolina  
(From Miami for Don Shula)
- 1B. Leonard Dunlap, DB, (26)  
N. Texas St.
2. Bill Atessis, DT, Texas (52)
3. Karl Douglas, QB, Texas A&I (78)
4. To Pittsburgh for WR-Roy Jefferson
5. John Andrews, TE, Indiana (130)
6. Ken Frith, DT, (156)  
Northeast Louisiana
7. Gordon Bowdell, WR, Mich. St.(182)
8. Willie Bogan, DB, Dartmouth (207)
9. Bill Burnett, RB, Arkansas (234)
10. Rex Kern, QB, Ohio State (260)
11. Dave Jones, LB, Baylor (286)
- 12A. Bob Wuensch, T, Texas (294)  
(From Pitt. for RB-Preston Pearson,  
DB-Ocie Austin)
- 12B. Bill Triplett, WR, (312)  
Michigan State
13. Tom Neville, LB, Yale (338)
14. Mike Mikolayunas, RB, Davidson(364)
15. Mike Hogan, LB, Michigan State(390)
16. Rich Harrington, DB, Houston (416)
17. Don Nottingham, RB, Kent State (441)

## 1972 (Pos: 22nd)

1. Tom Drougas, T, Oregon (22)
- 2A. Jack Mildren, S, Oklahoma (46)  
(From Oak. for DB-Tom Maxwell,  
D4 & D7-72)
- 2B. Glenn Doughty, WR, Michigan (47)  
(From Wash. for LB-Bob Grant)
- 2C. Lydell Mitchell, RB, Penn State (48)
3. To Oakland for WR-Eldridge Dickey
- 4A. To Oak. for LB-Bill Laskey (104)

- & D2-724B. Eric Allen, WR,  
Michigan State  
(From S.D. for DT-George Wright)
- 5A. Don Croft, DT, Texas El Paso (115)  
(From New England for DB-Ron Gardin)
  - 5B. To New Orleans for G-John Shinners
  6. Bruce Laird, S, American Intl. (152)
  - 7A. John Sykes, RB, Morgan State (169)  
(From Wash. for LB-Bob Grant)
  - 7B. To Oak. for LB-Bill Laskey & D2-72
  - 8A. Al Qualls, LB, Oklahoma (191)  
(From S.D. for DT-George Wright)
  - 8B. Van Brownson, QB, Nebraska (204)
  - 9A. Gary Hambell, DT, Dayton (215)  
(From G.B. for DT-Jim DeLisle)
  - 9B. To Cleveland for LB-Tom Beutler
  10. Dave Schilling, RB, Oregon State (256)
  11. Fred DeBernardi, DE, (282)  
Tex. El Paso
  12. Gary Theiler, TE, Tennessee (308)
  13. Herb Washington, WR, Mich. St.(334)
  14. John Morris, C, Missouri Valley(359)
  15. Robin Parkhouse, LB, Alabama (386)
  16. Gary Wichard, QB, C.W. Post (412)
  17. Stan White, LB, Ohio State (438)

## 1973 (Pos: 10th)

- 1A. Bert Jones, QB, Louisiana State (2)  
(From N.O. for DE-Billy Newsome  
& D4-73)
- 1B. Joe Ehrmann, DT, Syracuse (10)
2. Mike Barnes, DE, Miami (35)
- 3A. Bill Olds, RB, Nebraska (61)  
(From Houston for C-Bill Curry)
- 3B. Jamie Rettella, LB, Tennessee (62)
- 4A. Gery Palmer, T, Kansas (83)  
(From Phil. for RB-Norm Bulaich)
- 4B. Ollie Smith, WR, Tennessee State(85)  
(From S.D. for DB-Leonard Dunlap)
- 4C. To New Orleans for D1-73
5. David Taylor, G, Catawba (114)
6. To N.O. for G-John Shinners
7. To Denver for TE-John Mosier
- 8A. Ray Oldham, DB, (189)  
Mid. Tennessee  
(From San Diego for RB-Tom Matte)
- 8B. Bill Windauer, G, Iowa (191)
9. To Wash. for WR-Cotton  
Speyrer & D1-73
10. To N.Y. Jets for DT-Chuck Hinton
11. Dan Neal, C, Kentucky (270)
12. Bernard Thomas, DE, (295)  
W. Michigan
13. Tom Pierantozzi, QB, (322)  
West Chester
14. Ed Williams, RB, West Virginia(347)
15. Jackie Brown, DB, (374)  
South Carolina
16. Marty Januszkiwicz, RB, (399)  
Syracuse
17. Guy Falkenhagen, T, (426)  
N. Michigan



Bert Jones, the Colts' first pick in the 1973 draft, spent nine seasons with the team (1973-1981).

## 1974 (Pos: 5th)

- 1A. John Dutton, DE, Nebraska (5)
- 1B. Roger Carr, WR, Louisiana Tech (24)  
(From L.A. for OG-John Williams)
- 2A. Fred Cook, DE, Sou. Mississippi (32)
- 2B. Ed Shuttlesworth, RB, Michigan (37)  
(From Phil. for RB-Norm Bulaich)
- 3A. Glenn Robinson, LB, (57)  
Oklahoma St.
- 3B. Robert Pratt, G, North Carolina (67)  
(From Denver for LB-Ray May)
4. Tony Bell, DB, Bowling Green (84)
- 5A. To Detroit for LB-Ed Mooney
- 5B. Doug Nettles, DB, Vanderbilt (129)  
(From Minn. for DB-Charlie Stukes)
- 6A. To Miami for RB-Hubert Ginn
- 6B. Danny Rhodes, LB, Arkansas (140)  
(From N.E. for DB-Jack Mildren)
- 7A. Noah Jackson, G, Tampa (161)
- 7B. Dan Dickel, LB, Iowa (170)  
(From Denver for LB-Bill Laskey)
- 7C. Freddie Scott, WR, Amherst (174)  
(From Buffalo for TE-John Mosier)
- 8A. Greg Latta, TE, Morgan State (188)
- 8B. Paul Miles, RB, Bowling Green (198)  
(From Denver for LB-Ray May)
9. To Wash. for WR-Cotton Speyrer & D1-73

- 10A. Bob Van Duyn, G, Idaho (240)
- 10B. Glenn Ellis, DT, Elon (257)  
(From L.A. for DB-Jerry Logan)
11. Tim Rudnick, DB, Notre Dame (265)
- 12A. Dave Simonson, T, Minnesota (292)
- 12B. Bob Bobrowski, QB, Purdue (307)  
(From Wash. for LB-Ed Mooney)
13. Randy Hall, DB, Idaho (317)
14. Ed Collins, WR, Rice (344)
15. Pat Kelly, LB, Richmond (369)
16. Dave Margavage, T, Kentucky (396)
- 17A. Tim Berra, WR, Massachusetts (421)
- 17B. Buzzy Lewis, DB, Florida State (436)  
(From Wash. for OG-Cornelius Johnson)

## 1975 (Pos: 1st)

- 1A. To Atl. for OT-George Kunz & D1-75
- 1B. Ken Huff, G, North Carolina (3)  
(From Atl. in OT-George Kunz trade)
2. To G.B. for LB-Tom MacLeod & D8-75
- 3A. Mike Washington, DB, Alabama (53)

- 3B. Dave Pear, DT, Washington (56)  
(From Chi. for rights to TE-Greg Latta)
- 4A. Marshall Johnson, RB, Houston (80)
- 4B. Paul Linford, DT, Brigham Young (93)  
(From N.Y. Jets for DT-Jim Bailey)
5. Roosevelt Leaks, RB Texas (105)
- 6A. To Atl. in OT-George Kunz trade
- 6B. Don Westbrook, WR, Nebraska (131)  
(From N.Y. Giants for DE-Roy Hilton)
- 7A. Kim Jones, RB, Colorado State (157)
- 7B. Steve Joachim, QB, Temple (160)  
(From Chi. for rights to TE-Greg Latta)
- 7C. Derrel Luce, LB, Baylor (168)  
(From Chi. for rights to TE-Greg Latta)
- 8A. John Bushong, DE, W. Kentucky (184)
- 8B. Greg Denboer, TE, Michigan (187)  
(From Denver for T-Tom Drougas)
- 8C. Mario Cage, RB, NW Louisiana (192)  
(From G.B. in LB-Ted Hendricks trade)
9. Royce McKinney, DB, (209)  
Kentucky St.
10. Phil Waganheim, P, Maryland (236)
11. Dave Hazel, WR, Ohio State (261)
12. Brad Storm, LB, Iowa State (288)
13. John Roman, G, Idaho State (313)
14. Mike Smith, C, SMU (339)
15. John Goodie, RB, Langston (365)
- 16A. Bill Malouf, WR-DB, Mississippi (392)
- 16B. Mike Evavold, DT, Macalester (399)  
(From S.F. in conditional trade)
- 16C. Bob Smith, DB, Maryland (409)  
(From Oak. for D13 & D17-76)
- 17A. David McKnight, LB, Georgia (416)
- 17B. Mike Bengard, DE, NW Iowa (426)  
(From S.F. in conditional trade)
- 17C. Frank Russell, WR, Maryland (440)  
(From Oak. for D13 & D17-76)

## 1976 (Pos: 20th)

1. Ken Novak, DT, Purdue (20)
2. To Pitt. for rights to T-Ed George
- 3A. Ed Simonini, LB, Texas A&M (81)
- 3B. Ron Lee, RB, West Virginia (90)  
(From T.B. for DB-Mike Washington)
4. To Pitt. for rights to T-Ed George
- 5A. Sanders Shiver, LB, (134)  
Car.-Newman  
(From Chi. for rights to G-N. Jackson)
- 5B. Mike Kirkland, QB, Arkansas (143)
6. To Buffalo for LB-Jim Cheyanski
7. To Chicago for D7-75 & D5-76
8. Ricky Thompson, WR, Baylor (228)
9. Stu Levenick, T, Illinois (258)
10. Tim Baylor, DB, Morgan State (283)
11. Rick Gibney, DT, Georgia Tech (310)
12. Frank Stavroff, K, Indiana (339)
13. To Oakland for D16 & D17-75
14. Jeremiah Cummings, DE, (394)  
Alb. (Ga.) St.
15. Gary Alexander, T, Clemson (424)
- 16A. Mike Fuhrman, TE, (449)  
Memphis St. (From Wash. for  
WR-Cotton Speyrer)

- 16B. Steve Ludwig, C, Miami (Fla.) (451)
17. To Oakland for D16 & D17-75

## 1977 (Pos: 26th)

1. Randy Burke, WR, Kentucky (26)
2. Mike Ozdowski, DE, Virginia (53)
3. To St. Louis for DB-Norm Thompson
4. To Washington for RB-Herb Mul-Key
5. To N.O. for RB-Howard Stevens
6. Calvin O'Neal, LB, Michigan (163)
7. Blanchard Carter, T, (193)  
Nev.-Las Vegas
8. Kenneth Helms, T-C, Georgia (220)
9. Glenn Capriola, RB, (247)  
Boston College
10. Ron Baker, G, Oklahoma State (277)
11. Brian Ruff, LB, The Citadel (304)
12. Bill Deutsch, RB, North Dakota (331)

## 1978 (Pos: 25th)

1. Reese McCall, TE, Auburn (25)
2. Mike Woods, LB, Cincinnati (52)
3. To San Francisco for C-Forrest Blue
4. To Detroit for DT-Herb Orvis
- 5A. Frank Myers, OT, Texas A&M (117)  
(From S.F. for QB-Marty Domres)
- 5B. To Kansas City for LB-Willie Lanier
6. Ben Garry, RB, S. Mississippi (161)
7. Jeff Logan, RB, Ohio State (191)
8. Monte Anthony, RB, Nebraska (218)
9. Dave Studdard, OT, Texas (245)
10. Dallas Owens, DB, Kentucky (275)
11. Henry Mason, WR, (302)  
Cent. Missouri
12. Bruce Allen, P, Richmond (329)

## 1979 (Pos: 6th)

1. Barry Krauss, LB, Alabama (6)
2. To Oakland for WR-Mike Siani
- 3A. To Tampa Bay for RB-Don Hardeman
- 3B. Kim Anderson, DB, Arizona State (69)  
(From Houston for D3 & D7-79)
4. To Detroit for QB-Greg Landry
5. Larry Braziel, DB, USC (115)
- 6A. To Buffalo for DB-Dwight Harrison
- 6B. Jim Moore, OT, Ohio State (150)  
(From Wash. for WR-Ricky Thompson)
7. To Houston for D3-79
- 8A. Steve Heimkreiter, LB, (197)  
Notre Dame
- 8B. Nesby Glasgow, DB, Washington (207)  
(From Minn. for OT-Frank Myers)
9. Russ Henderson, P, Virginia (224)
10. Steven Stephens, TE, (254)  
Oklahoma St.
11. John Priestner, LB, W. Ontario (280)
12. Charles Green, WR, (306)  
Kansas State

# HISTORY



## 1980 (Pos: 5th)

- 1A. Curtis Dickey, RB, Texas A&M (5)
- 1B. Derrick Hatchett, DB, Texas (24)  
(From Dallas for DE-John Dutton)
- 2A. Ray Donaldson, C, Georgia (32)
- 2B. Tim Foley, OT, Notre Dame (51)  
(From Dallas for DE-John Dutton)
3. To Detroit for QB-Greg Landry
4. Ray Butler, WR, USC (88)
5. To Kansas City for RB-Mark Bailey
6. Chris Foote, C, USC (144)
7. Wesley Roberts, DE, TCU (170)
- 8A. Ken Walter, OT, Texas Tech (195)  
(From Detroit for LB-Stan White)
- 8B. To Denver for P-Bucky Dilts
9. Mark Bright, RB, Temple (227)
10. Larry Stewart, OT, Maryland (254)
11. Ed Whitley, TE, Kansas State (280)
- 12A. Randy Bielski, K, Towson State(311)
- 12B. Marvin Sims, RB, Clemson (324)  
(From Denver for RB-Don Hardeman)

## 1982 (Pos: 2-1)

- 1A. Johnnie Cooks, LB, Mississippi St. (2)
- 1B. Art Schlichter, QB, Ohio State (4)  
(From L.A. for QB-Bert Jones)
- 2A. Leo Wisniewski, NT, Penn State(28)
- 2B. Rohn Stark, P, Florida State (34)  
(From L.A. for QB-Bert Jones)
3. James Burroughs, DB, (57)  
Michigan St.
4. Mike Pagel, QB, Arizona State (84)
5. Terry Crouch, OG, Oklahoma (113)
6. Pat Beach, TE, (140)  
Washington State
7. Fletcher Jenkins, NT, (169)  
Washington
8. Tony Loia, OG, Arizona State (196)
9. Tony Berryhill, C, Clemson (225)
10. Tom Deery, DB, Widener (252)
11. Lamont Meacham, DB, (280)  
W. Kentucky
12. Johnny Wright, RB, S. Carolina(307)

## USFL SUPPLEMENTAL DRAFT

1. Paul Bergmann, TE, UCLA
2. Albert Bentley, RB, Miami
3. Byron Smith, DT, California

## 1985 (Pos: 5-4)

1. Duane Bickett, LB, USC (5)
2. Don Anderson, DB, Purdue (32)
3. Anthony Young, DB, Temple (61)
4. Willie Broughton, DE, Miami (88)
5. Roger Caron, OT, Harvard (117)
6. To Dallas for OT-Steve Wright
7. James Harbour, WR, Mississippi (173)
8. Ricky Nichols, WR, East Carolina (200)
9. Mark Boyer, TE, USC (229)
10. Andre Pinesett, DT, Cal-Fullerton (256)
11. To L.A. for DB-George Radachowsky
12. David Burnette, OT, C. Arkansas (312)



Ray Donaldson was a four-time Pro Bowler with the Colts.

## 1983 (Pos: 1st)

1. John Elway, QB, Stanford (1)
2. Vernon Maxwell, LB, Arizona State(29)
3. George Achica, NT, USC (57)
4. Phil Smith, WR, San Diego State (85)
5. Sid Abramowitz, OT, Tulsa (113)
- 6A. To San Diego for K-Mike Wood
- 6B. Grant Feasel, C, Abilene Christian(161)  
(From S.D. for DB-Bruce Laird)
7. Alvin Moore, RB, Arizona State(169)
8. To Denver for OT-Glenn Hyde
- 9A. Jim Mills, OT, Hawaii (225)
- 9B. Chris Rose, OT, Stanford (241)  
(From Atl. for P-Dave Smigelsky)
10. Ronald Hopkins, DB, Murray St.(252)
11. Jim Bob Taylor, QB, (280)  
Georgia Tech
12. Carl Williams, WR, (308)  
Tex. Southern



Duane Bickett was the first pick for Indianapolis in the 1985 NFL Draft.

## 1981 (Pos: 12-11)

- 1A. Randy McMillan, RB, Pittsburgh (12)
- 1B. Donnell Thompson, DT, (18)  
N. Carolina (From Minn. for D2a, D2b & D5-81)
- 2A. To Minnesota for D1-81
- 2B. To Minnesota for D1-81
3. Randy Van Divier, OT, Washington (68)
4. Tim Sherwin, TE, Boston College (94)
5. To Minnesota for D1-81
6. Bubba Green, DT, (149)  
N. Carolina St.
7. Obed Arieri, K, Clemson (178)
- 8A. Ken Sitton, DB, Oklahoma (204)
- 8B. Hosea Taylor, DT, Houston (220)  
(From Phil. for OG-Ron Baker)
9. Tim Gooch, DE, Kentucky (233)
- 10A. Gregg Gerken, LB, N. Arizona (256)  
(From S.F. for DT-Jim Krahl)
- 10B. Trent Bryant, DB, Arkansas (259)
11. Holden Smith, WR, California (288)
12. Eric Scoggins, LB, USC (315)

## 1984 (Pos: 8th)

- 1A. Leonard Coleman, DB, Vanderbilt (8)
- 1B. Ron Solt, OG, Maryland (19)  
(From Denver for QB-John Elway)
2. Blaise Winter, DT, Syracuse (35)
3. Chris Scott, DT, Purdue (66)
4. Craig Curry, DB, Texas (93)
- 4B. George Wonsley, RB, Miss. St.(103)  
(From Seattle for WR-Roger Carr)
- 5A. Golden Tate, WR, Tennessee St. (120)
- 5B. Kevin Call, OT, Colorado State (130)  
(From Seattle for OG-Robert Pratt)
6. Dwight Beverly, RB, Illinois (147)
7. To Det. for OT-Karl Baldischwiler
8. Eugene Daniel, DB, Louisiana St. (205)
9. To Dallas for K-Raul Allegre
10. To Detroit for WR-Tracy Porter
11. Bob Stowe, OT, Illinois (290)
12. Steve Hathaway, DE, W. Virginia(317)

## 1986 (Pos: 7-6-5-4)

- 1A. Jon Hand, DE, Alabama (4)  
(From N.O. for D1 & D3-86)
- 2B. Jack Trudeau, QB, Illinois (47)  
(From Dallas in D2 swap for QB-Gary Hogeboom)
3. To New Orleans for D1-86
4. Bill Brooks, WR, Boston University(86)
- 5A. Scott Kellar, DT, Northern Illinois(117)
- 5B. Gary Walker, C, Boston University(124)  
(From S.D. for LB-Vernon Maxwell)
6. To L.A. for D7a, D7b & D12-86
- 7A. Steve O'Malley, NT, N. Illinois (171)
- 7B. Chris White, K, Illinois (172)  
(From L.A. for D6-86)
- 7C. Tommy Sims, DB, Tennessee (190)  
(From L.A. for D6-86)
8. Trell Hooper, DB, Memphis State(198)
9. Bob Brotzki, OT, Syracuse (228)
- 10A. To St. Louis for LB-Dave Ahrens
- 10B. Pete Anderson, C, Georgia (266)  
(From S.D. for QB-Mark Herrmann)
11. To Buffalo for QB-Matt Kofler
- 12A. Steve Wade, DT, Vanderbilt (309)
- 12B. Isaac Williams, DT, Florida State (326)  
(From L.A. for D6-86)



## 1987 (Pos: 2nd)

1. Cornelius Bennett, LB, Alabama (2)
2. To Wash. for WR-Walter Murray
3. Chris Gambol, OT, Iowa (58)
4. Randy Dixon, OT, Pittsburgh (85)
5. Roy Banks, WR, Eastern Illinois (114)
6. Freddie Robinson, DB, Alabama (142)
7. Mark Bellini, WR, Brigham Young (170)
- 8A. To Tampa Bay for DB-John Holt
- 8B. Chuckie Miller, DB, UCLA (200)  
(From Buffalo for OT-Roger Caron)
- 9A. To N.Y. Giants for DB-Kenny Daniel
- 9B. Bob Ontko, LB, Penn State (247)  
(From Cleve. for QB-Mike Pagel)
10. Chris Goode, DB, Alabama (253)
11. Jim Reynosa, DE, Arizona State (281)
12. David Adams, RB, Arizona (309)

## 1988 (Pos: 21-20-22)

1. To L.A. for RB-Eric Dickerson
2. To L.A. for RB-Eric Dickerson
3. Chris Chandler, QB, Washington (76)
4. Michael Ball, DB, Southern Univ. (104)
5. John Baylor, DB, S. Mississippi (129)
6. To Wash. for WR-Clarence Verdin
7. To N.Y. Giants for DT-Jerome Sally
8. To Buffalo for OT-Roger Caron
9. Jeff Herrod, LB, Mississippi (243)
10. O'Brien Alston, LB, Maryland (270)
11. Donnie Dee, TE, Tulsa (297)
- 12A. Aatron Kenney, WR, Wis.-St. Point  
(From Det. for QB-Derrick Ramsey)
- 12B. Tim Vesling, K, Syracuse (327)

## 1989 (Pos: 15-17-16)

- 1A. To Seattle for LB-Fredd Young
- 1B. Andre Rison, WR, Michigan State (22)  
(From Phil. for OG-Ron Solt)
2. To L.A. for RB-Eric Dickerson
3. Mitchell Benson, DT, TCU (72)
4. Pat Tomberlin, OT, Florida State (99)
5. To Washington for D4 & D8-90
6. Quintus McDonald, LB, Penn St. (155)
- 7A. Ivy Joe Hunter, RB, Kentucky (182)
- 7B. Charles Washington, DB, (185)  
Cameron (From NYG for TE-Tim Sherwin)
8. Kurt Larson, LB, Michigan State (212)
9. William Mackall, WR, (239)  
Tenn.-Martin
10. Jim Thompson, OT, Auburn (266)
11. Wayne Johnson, QB, Georgia (296)
- 12A. William Dubose, RB, S.C. State (314)  
(From T.B. for QB-Joe Ferguson)
- 12B. Steve Taylor, QB, Nebraska (323)

## 1990 (Pos: 12-11-14-13)

- 1A. Jeff George, QB, Illinois (1)  
(From Atl. for OT-Chris Hinton,  
WR-Andre Rison, D5-90 & D1-91)
- 1B. To Seattle for LB-Fredd Young

2. Anthony Johnson, RB, (36)  
Notre Dame
3. To San Diego for LB-Chip Banks
- 4A. Stacey Simmons, WR, Florida (83)  
(From Atl. with rights to D1-90)
- 4B. William Schultz, OG, USC (94)
- 4C. Alan Grant, DB, Stanford (103)  
(From Washington for D5-89)
- 4D. Pat Cunningham, OT, Texas A&M (106)  
(From Phil. for OG-Ron Solt)
5. To Atlanta for D1 & D4-90
6. Tony Walker, LB, SE Missouri St. (148)
7. James Singletary, LB, E. Carolina (179)
- 8A. Ken Clark, RB, Nebraska (206)
- 8B. Harvey Wilson, DB, (213)  
Southern Univ.  
(From Washington for D5-89)
9. Darvell Huffman, WR, (232)  
Boston Univ.
10. To Dallas for OT-Zefross Moss
11. Canel Smith, DE, Pittsburgh (290)
- 12A. Gene Benhart, QB, W. Illinois (311)  
(From S.D. for DB-Leonard Coleman)
- 12B. Dean Brown, OG, Notre Dame (316)

## 1991 (Pos: 14-13)

1. To Atlanta for D1 & D4-90
2. Shane Curry, DE, Miami (40)
3. Dave McCloughan, DB, Colorado (69)
4. Mark Vander Poel, OT, Colorado (96)
5. Kerry Cash, TE, Texas (125)
6. Mel Agee, DE, Illinois (152)
7. James Bradley, WR, Michigan St.(181)
8. Tim Bruton, TE, Missouri (208)
9. Howard Griffith, RB, Illinois (236)
10. Frank Giannetti, LB, Penn State (263)
11. Jerry Crafts, OT, Louisville (292)
12. Rob Luedeke, C, Penn State (319)

## 1992 (Pos: 1st)

- 1A. Steve Emtman, DT, Washington (1)
- 1B. Quentin Coryatt, LB, Texas A&M (2)  
(From T.B. for QB-Chris Chandler)
2. Ashley Ambrose, DB, (29)  
Miss. Val. St.
3. To L.A. for OT-Irv Pankey
- 4A. Rodney Culver, RB, Notre Dame (85)
- 4B. Anthony McCoy, NT, Florida (105)  
(From Raid. for RB-Eric Dickerson)
5. Maury Toy, RB, UCLA (113)
6. Shoun Habersham, WR, UT-Chat. (141)
7. Derek Steele, DE, Maryland (169)
- 8A. Jason Belser, DB, Oklahoma (197)
- 8B. Ronald Humphrey, RB, (212)  
Miss. Val. St.  
(From Raid. for RB-Eric Dickerson)
9. Eddie Miller, WR, South Carolina(225)
10. Stephen Grant, LB, West Virginia(253)
11. To L.A. for OT-Irv Pankey
12. Michael Brandon, DE, Florida (309)

## 1993 (Pos: 16-15-17)

1. Sean Dawkins, WR, California (16)
- 2A. To Pittsburgh for D2 & D4-93
- 2B. Roosevelt Potts, RB, NE Louisiana(49)  
(From Pittsburgh for D2-93)
- 3A. Ray Buchanan, DB, Louisville (65)  
(From L.A. for D3 & D5-93)
- 3B. To L.A. D3-93
- 4A. Derwin Gray, DB, Brigham Young (92)  
(From Chicago for D4 & D6-93)
- 4B. To Chicago for D4-93
- 4C. Devon McDonald, LB, Notre Dame (107)  
(From Pittsburgh for D2-93)
5. To L.A. for D3-93
- 6A. Carlos Etheredge, TE, Miami (157)
- 6B. To Chicago for D4-93
7. Lance Lewis, RB, Nebraska (184)
8. Marquise Thomas, LB, Mississippi (211)

## 1994 (Pos: 2-3)

- 1A. Marshall Faulk, RB, San Diego St. (2)
- 1B. Trev Alberts, LB, Nebraska (5)  
(From L.A. for D1 & D3-94)
2. Eric Mahlum, OG, California (32)
- 3A. Jason Mathews, OT, Texas A&M (67)
- 3B. To L.A. for D1-94
4. Bradford Banta, TE, USC (106)
5. John Covington, DB, Notre Dame(133)
6. Lamont Warren, RB, Colorado (164)
7. Lance Teichelman, DL, (196)  
Texas A&M

## 1995 (Pos: 15-16)

1. Ellis Johnson, DE/T, Florida (15)
2. Ken Dilger, TE, Illinois (48)
3. Zack Crockett, RB, Florida State (79)
4. Ray McElroy, DB, Eastern Illinois(114)
5. Derek West, OT, Colorado (149)
6. Brian Gelzheiser, LB, Penn State (187)
7. Jessie Cox, LB, Texas-Southern (223)

## 1996 (Pos: 22-21-20-19-18)

- 1A. Marvin Harrison, WR, Syracuse (19)  
(From Atl. in QB-Jeff George trade)
- 1B. To T.B. for QB-Craig Erickson
2. Dedric Mathis, DB, Houston (51)
3. Scott Slutzker, TE, Iowa (82)
4. Brian Milne, RB, Penn State (115)
5. Steve Martin, DT, Missouri (151)
- 6A. Keith Conlin, OT, Penn State (191)
- 6B. Mike Cawley, QB, James Madison (205)  
(Compensatory Pick)
7. Adrian Robinson, DB, Baylor (232)

## 1997 (Pos: 19-18-17-21-20)

1. Tarik Glenn, OT, California (19)
2. Adam Meadows, OT, Georgia (48)
- 3A. To San Francisco for D3-97, D5-97
- 3B. Bert Berry, LB, Notre Dame (84)  
(From San Francisco for D3-97)
4. Delmonico Montgomery, DB, (117)  
Houston

# HISTORY



- 5A. Nathaniel Jacquet, WR, (150)  
San Diego St.
- 5B. Carl Powell, DE, Louisville (156)  
(From San Francisco for D3-97)
- 6. Scott Von Der Ahe, LB, (182)  
Arizona St.
- 7. Clarence Thompson, DB,  
Knoxville College (219)

## 1998 (Pos: 1st)

- 1. Peyton Manning, QB, Tennessee (1)
- 2. Jerome Pathon, WR, Washington (32)
- 3A. To Carolina for President Bill Polian
- 3B. E.G. Green, WR, Florida State (71)  
(From Baltimore for QB-Jim Harbaugh)
- 4A. To Baltimore for QB-Jim Harbaugh
- 4B. Steve McKinney, OG, Texas A&M(93)  
(From Balt. for D4-98, D5-98, D6-98)
- 4C. To Baltimore for D4-98
- 5A. To Baltimore for D4-98
- 5B. Antony Jordan, LB, Vanderbilt (135)  
(From Cincinnati for QB-Paul Justin)
- 6. To Baltimore for D4-98
- 7A. Aaron Taylor, OL, Nebraska (190)
- 7B. Cory Gaines, DB, Tennessee (231)  
(Compensatory Pick)

## 1999 (Pos: 4-3-2)

- 1. Edgerrin James, RB, Miami (4)
- 2A. To Carolina for DB-Tyrone Poole
- 2B. Mike Peterson, LB, Florida (36)  
(From St. Louis for RB-Marshall Faulk)
- 3. Brandon Burlsworth, OG, Arkansas (63)
- 4A. Paul Miranda, DB, Central Florida(96)  
(From S.F. for D4-99, D6-99)
- 4B. To S.F. with D6-99 for D4-99
- 5A. To Pittsburgh for LB-Steven Conley
- 5B. Brad Scioli, DE, Penn State (138)  
(From St. Louis for RB-Marshall Faulk)
- 6. To S.F. with D4-99 for D4-99
- 7A. Hunter Smith, P, Notre Dame (210)
- 7B. Corey Terry, LB, Tennessee (250)  
(Compensatory Pick)



Colts 1999 draft selection, running back Edgerrin James, leads the franchise in career rushing yardage (9,226).

## 2000 (Pos: 28)

- 1. Rob Morris, LB, Brigham Young (28)
- 2. Marcus Washington, LB, Auburn (59)
- 3. David Macklin, DB, Penn State (91)
- 4. Josh Williams, DT, Michigan (122)
- 5A. Matt Johnson, OG, Brigham Young(138)

- 5B. To New Orleans with D6-00 for D5-00
- 6. To New Orleans with D5-00 for D5-00
- 7A. Rob Renes, DT, Michigan (235)
- 7B. Rodragus Brooks, DB, Ala. Birm. (238)  
(From Oakland for D6-01)

## 2001 (Pos: 22-21-23)

- 1A. To N.Y. Giants for D1, D3, D6-01
- 1B. Reggie Wayne, WR, Miami (30)  
(From N.Y. Giants for D1-01)
- 2A. Idrees Bashir, DB, Memphis (37)  
(From Dallas for D2, D3-01)
- 2B. To Dallas for D2-01
- 3A. To Dallas for D2-01
- 3B. Cory Bird, DB, Virginia Tech (91)  
(From N.Y. Giants for D1-01)
- 4. Ryan Diem, OG, Northern Illinois(118)
- 5. Raymond Walls, DB, (152)  
Southern Mississippi
- 6A. To Oakland for D7-00
- 6B. Jason Doering, DB, Wisconsin (193)  
(From N.Y. Giants for D1-01)
- 7. Rick DeMulling, OG, Idaho (220)

## 2002 (Pos: 11-10-9-8)

- 1. Dwight Freeney, DE, Syracuse (11)
- 2. Larry Triplett, DT, Washington (42)
- 3. Joseph Jefferson, DB, (74)  
W. Kentucky
- 4. David Thornton, LB, North Carolina (106)
- 5. To Seattle for QB-Brock Huard
- 6a. David Pugh, DT, Virginia Tech (182)
- 6b. James Lewis, DB, Miami (183)  
(From St. Louis for WR-Terrence Wilkins)
- 6c. Brian Allen, RB, Stanford (204)  
(From St. Louis for P-John Baker)
- 7. Josh Mallard, DE, Georgia (220)

## 2003 (Pos: 24-26-25)

- 1. Dallas Clark, TE, Iowa (24)
- 2. Mike Doss, DB, Ohio State (58)
- 3. Donald Strickland, DB, Colorado (90)
- 4. Steve Sciullo, OG, Marshall (122)
- 5A. Robert Mathis, DE, Alabama A&M(138)  
(From Houston for D4-04)
- 5B. Keyon Whiteside, LB, Tennessee (162)
- 6A. Cato June, DB, Michigan (198)
- 6B. Makoa Freitas, OT, Arizona (208)  
(Compensatory)
- 7. To New Orleans for RB-Ricky Williams



Robert Mathis, a fifth-round selection in the 2003 NFL Draft, leads the franchise in sacks (123.0).

## 2004 (Pos: 29-28-27-26)

- 1. To Atlanta with D3-04 for D2, D3, D4-04
- 2A. To Pittsburgh for D2, D4-04  
(From Atl. with D3, D4-04 for D1, D3-04)
- 2B. Bob Sanders, DB, Iowa (44)  
(From Pittsburgh with D4-04 for D2-04)
- 2C. To Clev. with D5-04 for D3, D5, D6-04
- 3A. Ben Hartssock, TE, Ohio State (68)  
(From Cle. with D5, D6-04 for D2, D5-04)
- 3B. Gilbert Gardner, LB, Purdue (69)  
(From Atl. with D2, D4-04 for D1, D3-04)
- 3C. To Atlanta with D1-04 for D2, D3, D4-04
- 4A. Kendyll Pope, LB, Florida State (107)  
(From Pittsburgh with D2-04 for D2-04)
- 4B. To Houston for DE-Robert Mathis
- 4C. Jason David, DB, Washington State(125)  
(From Atl. with D2, D3-04 for D1, D3-04)
- 5A. Jake Scott, OT, Idaho (141)  
(From Cle. with D3, D6-04 for D2, D5-04)
- 5B. To Cle. with D2-04 for D3, D5, D6-04
- 6A. Von Hutchins, DB, Mississippi (173)  
(From Cle. with D3, D5-04 for D2, D5-04)
- 6B. Jim Sorgi, QB, Wisconsin (193)
- 7A. To Tampa Bay for DB-David Gibson
- 7B. David Kimball, K, Penn State (229)  
(From St. Louis for DB-Rich Coady)

## 2005 (Pos: 29-28)

- 1. Marlin Jackson, DB, Michigan (29)
- 2. Kelvin Hayden, DB, Illinois (60)
- 3. Vincent Burns, DT, Kentucky (92)
- 4A. Dylan Gandy, C/G, Texas Tech (129)
- 4B. Matt Giordano, DB, California (135)  
(Compensatory)
- 5A. Jonathan Welsh, DE, Wisconsin (148)  
(From Philadelphia for D4-06)
- 5B. Rob Hunt, C/G, (165)  
North Dakota State
- 5C. Tyjuan Hagler, LB, Cincinnati (173)  
(Compensatory)
- 6. Dave Rayner, K, Michigan State (202)
- 7. Anthony Davis, RB, Wisconsin (243)

## 2006 (Pos: 30)

- 1. Joseph Addai, RB, Louisiana State(30)
- 2. Tim Jennings, DB, Georgia (62)
- 3. Freddy Keiaho, LB, (94)  
San Diego State
- 4. To Philadelphia for DE-Jonathan Welsh
- 5. Michael Toudouze, OT, (162)  
Texas Christian
- 6A. Charlie Johnson, OT, (199)  
Oklahoma State
- 6B. Antoine Bethea, DB, Howard (207)  
(Compensatory)
- 7. T.J. Rushing, DB, Stanford (238)  
(From Tennessee for D6-07)

# HISTORY



## 2007 (Pos: 32)

1. Anthony Gonzalez, WR, Ohio State (32)
- 2A. Tony Ugho, OT, Arkansas (42)  
(From San Francisco for D4-07, D1-08)
- 2B. To Tampa Bay for DT-Booger McFarland
- 3A. Daymeion Hughes, DB, California (95)
- 3B. Quinn Pitcock, DT, Ohio State (98)  
(Compensatory)
- 4A. To San Francisco with D1-08 for D2a-07  
(From New Orleans for DB-Jason David)
- 4B. Brannon Condren, DB, Troy (131)
- 4C. Clint Session, LB, Pittsburgh (136)  
(Compensatory)
- 5A. Roy Hall, WR, Ohio State (169)
- 5B. Michael Coe, DB, Alabama State(173)  
(Compensatory)
6. To Tennessee for DB-T.J. Rushing
7. Keyunta Dawson, DE, Texas Tech (242)

## 2008 (Pos: 29-28-30)

1. To San Francisco with D4a-07 for D2-07
2. Mike Pollak, OG, Arizona State (59)
3. Philip Wheeler, LB, Georgia Tech (93)
4. Jacob Tamme, TE, Kentucky (127)
5. Marcus Howard, DE, Georgia (161)
- 6A. Tom Santi, TE, Virginia (196)
- 6B. Steve Justice, C, Wake Forest (201)  
(Compensatory)
- 6C. Mike Hart, RB, Michigan (202)  
(Compensatory)
- 6D. Pierre Garcon, WR, Mount Union(205)  
(Compensatory)
7. Jamey Richard, OG, Buffalo (236)

## 2009 (Pos: 27-29-28)

1. Donald Brown, RB, Connecticut (27)
- 2A. Fili Moala, DT, Southern California(56)  
(From Miami for D2b-09, D5-09)
- 2B. To Miami with D5-09 for D2a-09
3. Jerraud Powers, DB, Auburn (92)
- 4A. Austin Collie, WR, Brigham Young(127)
- 4B. Terrance Taylor, DT, Michigan (136)  
(Compensatory)
5. To Miami with D2b-09 for D2a-09
6. Curtis Painter, QB, Purdue (201)
- 7A. Pat McAfee, P, West Virginia (222)  
(From Philadelphia for D6-10)
- 7B. Jamie Thomas, OG, Maryland (236)

## 2010 (Pos: 22-21-23)

1. Jerry Hughes, DE, Texas Christian(31)
2. Pat Angerer, LB, Iowa (63)
3. Kevin Thomas, DB, USC (94)
4. Jacques McClendon, OG, Tennessee (129)
5. Brody Eldridge, TE, Oklahoma (162)
6. To Philadelphia for D7a-09
- 7A. Ricardo Mathews, DT, Cincinnati(238)
- 7B. Kavell Conner, LB, Clemson (240)  
(Compensatory)
- 7C. Ray Fisher, DB, Indiana (246)  
(Compensatory)

## 2011 (Pos: 31)

1. Anthony Castonzo, OT, (22)  
Boston College
- 2A. Ben Ijalana, OG, Villanova (49)  
(From Washington for D2b-11, D5-11)
- 2B. To Washington with D5-11 for D2a-11
3. Drake Nevis, DT, Louisiana State (87)
4. Delone Carter, RB, Syracuse (119)
5. To Washington with D2b-11 for D2a-11
6. Chris Rucker, DB, Michigan State (188)
7. To Washington for DB-Justin Tyrone

## 2012 (Pos: 1-2)

1. Andrew Luck, QB, Stanford (1)
2. Coby Fleener, TE, Stanford (34)
- 3A. Dwayne Allen, TE, Clemson (64)
- 3B. T.Y. Hilton, WR, (92)  
Florida International  
(From San Francisco for D4-12, D5-13)
- 5A. Josh Chapman, DT, Alabama (136)
- 5B. Vick Ballard, RB, Mississippi (170)  
(Compensatory)
6. LaVon Brazill, WR, Ohio (206)  
(Compensatory)
- 7A. Justin Anderson, OG, Georgia (208)
- 7B. Tim Fugger, LB, Vanderbilt (214)  
(From Jacksonville through the New York Jets for D6-12)
- 7C. Chandler Harnish, QB, (253)  
Northern Ill. (Compensatory)



Quarterback Andrew Luck was the No. 1 overall selection in the 2012 NFL Draft.

## 2013 (Pos: 24)

1. Bjoern Werner, OLB, Florida State(24)
2. To Miami for CB-Vontae Davis
3. Hugh Thornton, G, Illinois (86)
4. Khaled Holmes, C/G, USC (121)
- 5A. Montori Hughes, DT, UT Martin (139)  
(From Cleveland for D4-14)
- 5B. To San Francisco with D4-12
6. John Boyett, S, Oregon (192)
- 7A. Kerwynn Williams, RB, (230)  
Utah State
- 7B. Justice Cunningham, TE, (254)  
South Carolina (Compensatory)

## 2014 (Pos: 26-27)

1. To Cleveland for RB-Trent Richardson
2. Jack Mewhort, T/G, Ohio State (59)
3. Donte Moncrief, WR, Mississippi (90)
4. To Cleveland for DT-Montori Hughes
5. Jonathan Newsome, DE, Ball State (166)
6. Andrew Jackson, ILB, Western Kentucky (203)
- 7A. Ulrick John, T, Georgia State (232)  
(From Baltimore for C-A.Q. Shipley)
- 7B. To St. Louis for CB-Josh Gordy

## 2015 (Pos: 29)

1. Phillip Dorsett, WR, Miami (29)
2. To Tampa Bay with D4b-15 for D3a-15, D4a-15
- 3A. D'Joun Smith, CB, Florida Atlantic (65)  
(From Tampa Bay with D4a-15 for D2-15, D4b-15)
- 3B. Henry Anderson, DE, Stanford (93)
- 4A. Clayton Geathers, S, Central Florida (109)  
(From Tampa Bay with D3a-15 for D2-15, D4b-15)
- 4B. To Tampa Bay with D2-15 for D3a-15, D4a-15
- 5A. David Parry, DT, Stanford (151)  
(From San Francisco for D5b-15, D7a-15)
- 5B. To San Francisco with D7a-15 for D5a-15
- 6A. Josh Robinson, RB, (205)  
Mississippi State
- 6B. Amarlo Herrera, ILB, Georgia (207)  
(From Seattle for CB-Marcus Burley)
- 7A. To San Francisco with D5b-15 for D5a-15)
- 7B. Denzelle Good, T, Mars Hill (255)  
(Compensatory)

## 2016 (Pos: 18-17-19)

1. Ryan Kelly, C, Alabama (18)
- 2A. To Green Bay for D2-16, D4a-16, D7-16
- 2B. T.J. Green, S, Clemson (57)  
(From Green Bay with D4a-16, D7-16 for D2-16)
3. Le'Raven Clark, T, Texas Tech (82)
- 4A. Hassan Ridgeway, DT, Texas (116)
- 4B. Antonio Morrison, ILB, Florida (125)  
(From Green Bay with D2-16, D7-16 for D2-16)
5. Joe Haeg, T, North Dakota State(155)
6. To Oakland for ILB-Sio Moore
- 7A. Trevor Bates, OLB, Maine (239)
- 7B. Austin Blythe, C, Iowa (248)  
(From Green Bay with D2-16, D4a-16 for D2-16)





## 2017 (Pos: 15-14-16)

1. Malik Hooker, S, Ohio State (15)
2. Quincy Wilson, CB, Florida (46)
3. Tarell Basham, OLB, Ohio (80)
- 4A. To San Francisco for D4c-17, D5b-17
- 4B. Zach Banner, T, USC (137)  
(From New England for TE-Dwayne Allen, D6-17)
- 4C. Marlon Mack, RB, South Florida (143)  
(From San Francisco with D5b-17 for D4a-17)
- 4D. Grover Stewart, DT, Albany State(144)
- 5A. Nate Hairston, CB, Temple (158)
- 5B. Anthony Walker, ILB, Northwestern(161)  
(From San Francisco with D4c-17 for D4a-17)
6. To New England with TE-Dwayne Allen for D4b-17
7. To Cleveland for DT-Billy Winn

## 2018 (Pos: 3-4)

- 1A. To New York Jets for D1-18, D2a-18, D2b-18, D2-19
- 1B. Quenton Nelson, G, Notre Dame (6)  
(From New York Jets with D2a-18, D2b-18, D2-19 for D1-17)
- 2A. Darius Leonard, LB, S. Carolina St.(36)
- 2B. Braden Smith, G, Auburn (37)  
(From New York Jets with D1-17, D2b-18, D2-19 for D1-17)
- 2C. To Philadelphia for D2-18, D5-18
- 2D. Kemoko Turay, DE, Rutgers (52)  
(From Philadelphia with D5-18 for D2c-18)
- 2E. Tyquan Lewis, DE, Ohio State (64)  
(From Cleveland for D3-18, D6-18)
3. To Cleveland for D2-18
4. Nyheim Hines, RB, N.C. State (104)
- 5A. To Oakland for D5-18, D6-18
- 5B. Daurice Fountain, WR, Northern Iowa (159)  
(From Oakland with D6-18 for D5a-18)
- 5C. Jordan Wilkins, RB, Mississippi (169)  
(From Philadelphia with D2c-18 for D2c-18)
- 6A. To Cleveland with D3-18 for D2-18
- 6B. Deon Cain, WR, Clemson (185)  
(From Oakland with D5b-18 for D5a-18)
- 7A. Matthew Adams, LB, Houston (221)
- 7B. Zaire Franklin, LB, Syracuse (235)  
(From New York Jets for DT-Henry Anderson)

## 2019 (Pos: 26-27)

1. To Washington for D2-19, D2-20
- 2A. Rock Ya-Sin, CB, Temple (34)  
(From New York Jets with D2a-18, D2b-18, D2-19 for D1-18)
- 2B. To Cleveland for D2c-19, D5a-19
- 2B. Ben Banogu, LB, TCU (49)  
(From Cleveland with D5a-19 for D2b-19)

- 2C. Parris Campbell, WR, Ohio State (59)
3. Bobby Okereke, LB, Stanford (89)
- 4A. Khari Willis, S, Michigan State (109)  
(From Oakland for D4b-19, D4c-19)
- 4B. To Oakland with D4c-19 for D4a-19
- 4C. To Oakland with D4b-19 for D4a-19
- 5A. Marvell Tell III, CB, USC (144)  
From Cleveland with D2c-19 for D2b-19
- 5B. E.J. Speed, LB, Tarleton State (164)
6. Gerri Green, DE, Miss. State (199)
- 7A. Jackson Barton, T, Utah (240)
- 7B. Javon Patterson, C, Mississippi (246)  
From Philadelphia for DT-Hassan Ridgeway

## 2020 (Pos: 13-12-11-16-15-14)

1. To San Francisco for DT-DeForest Buckner
- 2A. Michael Pittman, WR, USC (34)  
(From Washington for D2-19)
- 2B. Jonathan Taylor, RB, Wisconsin (41)  
(From Cleveland for D2-20, D5-20)
- 3A. To Detroit with D6-20 for D3-20, D5-20, D6-20
- 3B. Julian Blackmon, S, Utah (85)
4. Jacob Eason, QB, Washington (122)
5. Danny Pinter, G, Ball State (149)  
(From Detroit with D3-20, D6-20 for D3-20, D6-20)
- 6A. Rob Windsor, DT, Penn State (193)
- 6B. Isaiah Rodgers, CB, UMass (211)  
(From New York Jets for CB-Quincy Wilson)
- 6C. Dezmon Patmon, WR, Wash. St. (212)  
(From New England with D6-20 for D6-20)
- 6D. Jordan Glasgow, LB, Michigan (213)  
(From New England with D6-20 for D6-20)



## FREE AGENCY (1993-2020)

### UNRESTRICTED FREE AGENTS LISTED ONLY

#### 2020

**Players Signed by Colts (2):** QB-Philip Rivers (Los Angeles Chargers); DT-Sheldon Day (San Francisco).

**Former Colts Signed by Other Clubs (5):** C-Josh Andrews (New York Jets); DT-Trevon Coley (Arizona); TE-Eric Ebron (Pittsburgh); WR-Devin Funchess (Green Bay); T/G-Joe Haeg (Tampa Bay).

#### 2019

**Players Signed by Colts (2):** WR-Devin Funchess (Carolina); RB-Spencer Ware (Kansas City).

**Former Colts Signed by Other Clubs (5):** LB-Najee Goode (Jacksonville); WR-Ryan Grant (Oakland); WR-Dontrelle Inman (New England); S-J.J. Wilcox (Atlanta); DT-AI Woods (Seattle).

#### 2018

**Players Signed by Colts (4):** DT/DE-Denico Autry (Oakland); WR-Ryan Grant (Washington); G-Matt Slautson (Los Angeles Chargers); ILB-Najee Goode (Philadelphia).

**Former Colts Signed by Other Clubs (5):** ILB-Jon Bostic (Pittsburgh); RB-Frank Gore (Miami); CB-Rashaan Melvin (Oakland); OLB-Barkevious Mingo (Seattle); WR-Donte Moncrief (Jacksonville).

#### 2017

**Players Signed by Colts (11):** WR-Kamar Aiken (Baltimore); ILB-Jon Bostic (Detroit); DT-Johnathan Hankins (New York Giants); DE-Margus Hunt (Cincinnati); P-Jeff Locke (Minnesota); OLB-Barkevious Mingo (New England); G/C-Brian Schwenke (Tennessee); OLB-Jabaa Sheard (New England); OLB-John Simon (Houston); ILB-Sean Spence (Tennessee); TE-Brandon Williams (Seattle).

**Former Colts Signed by Other Clubs (3):** S-Mike Adams (Carolina); LB-Chris Carter (Washington); G-Hugh Thornton (Atlanta).

#### 2016

**Players Signed by Colts (4):** CB-Patrick Robinson (San Diego); RB-Jordan Todman (Pittsburgh); QB-Scott Tolzien (Green Bay); RB-Robert Turbin (Dallas).

**Former Colts Signed by Other Clubs (5):** S-Colt Anderson (Buffalo); TE-Coby Fleener (New Orleans); ILB-Jerrell Freeman (Chicago); S-Dwight Lowery (San Diego); CB-Greg Toler (Washington).

#### 2015

**Players Signed by Colts (5):** WR-Vincent Brown (Oakland); OLB-Trent Cole (Philadelphia); RB-Frank Gore (San Francisco); ILB-Nate Irving (Denver); S-Dwight Lowery (Atlanta).

**Former Colts Signed by Other Clubs (3):** S-Sergio Brown (Jacksonville); CB-Josh Gordy (New York Giants); DE-Cory Redding (Arizona).

#### 2014

**Players Signed by Colts (3):** DT-Arthur Jones (Baltimore); WR-Hakeem Nicks (New York Giants); S-Colt Anderson (Philadelphia).

**Former Colts Signed by Other Clubs (8):** S-Antoine Bethea (San Francisco); RB-Donald Brown (San Diego); ILB-Kaveil Conner (San Diego); WR-Darrius Heyward-Bey (Pittsburgh); G-Jeff Linkenbach (Kansas City); DE-Ricardo Mathews (Houston); G-Mike McGlynn (Washington); CB-Cassius Vaughn (Detroit).

#### 2013

**Players Signed by Colts (8):** T-Gosder Cherilus (Detroit); DT-Aubrayo Franklin (San Diego); DT-Ricky Jean Francois (San Francisco); S-LaRon Landry (New York Jets); OLB-Lawrence Sidbury (Atlanta); G-Donald Thomas (New England); CB-Greg Toler (Arizona); OLB-Erik Walden (Green Bay).

**Former Colts Signed by Other Clubs (6):** WR-Donnie Avery (Kansas City); LB-Moise Fokou (Tennessee); NT-Antonio Johnson (Tennessee); G-Seth Olsen (Minnesota); CB-Jerraud Powers (Arizona); QB-Drew Stanton (Arizona).

# HISTORY



## 2012

**Players Signed by Colts (6):** WR-Donnie Avery (Tennessee); OL-Mike McGlynn (Cincinnati); DT-Brandon McKinney (Baltimore); DL-Cory Redding (Baltimore); C-Samson Satele (Oakland); S-Tom Zbikowski (Baltimore).

**Former Colts Signed by Other Clubs (12):** DE-Jamaal Anderson (Cincinnati); FS-Stevie Brown (New York Giants); FB-Jerome Felton (Minnesota); WR-Pierre Garcon (Washington); WR-Anthony Gonzalez (New England); CB-Jacob Lacey (Detroit); OT-Quinn Ojinnaka (St. Louis); QB-Dan Orlovsky (Tampa Bay); C-Mike Pollak (Carolina); C-Jeff Saturday (Green Bay); TE-Jacob Tamme (Denver); LB-Philip Wheeler (Oakland).

## 2011

**Players Signed by Colts (1):** LB-Ernie Sims (Philadelphia).

**Former Colts Signed by Other Clubs (1):** LB-Clint Session (Jacksonville).

## 2010

**Players Signed by Colts (0):** None.

**Former Colts Signed by Other Clubs (0):** None.

## 2009

**Players Signed by Colts (1):** LB-Adam Seward (Carolina).

**Former Colts Signed by Other Clubs (4):** DB-Keiwan Ratliff (Pittsburgh); DT-Darrell Reid (Denver); RB-Dominic Rhodes (Buffalo); P-Hunter Smith (Washington).

## 2008

**Players Signed by Colts (0):** None.

**Former Colts Signed by Other Clubs (3):** LB-Rocky Boiman (Philadelphia); DT-Dan Klecko (Philadelphia); OG-Jake Scott (Tennessee).

## 2007

**Players Signed by Colts (2):** OG-Rick DeMulling (Detroit); TE-Mike Seidman (Carolina).

**Former Colts Signed by Other Clubs (4):** DB-Jason David (New Orleans); DB-Nick Harper (Tennessee); LB-Cato June (Tampa Bay); RB-Dominic Rhodes (Oakland).

## 2006

**Players Signed by Colts (1):** K-Adam Vinatieri (New England).

**Former Colts Signed by Other Clubs (4):** RB-Edgerrin James (Arizona); LB-David Thornton (Tennessee); DT-Larry Tripplett (Buffalo); K-Mike Vanderjagt (Dallas).

## 2005

**Players Signed by Colts (1):** DT-Corey Simon (Philadelphia).

**Former Colts Signed by Other Clubs (3):** DB-Idrees Bashir (Carolina); OG-Rick DeMulling (Detroit); LB-Jim Nelson (Baltimore).

## 2004

**Players Signed by Colts (0):** None.

**Former Colts Signed by Other Clubs (4):** WR-JaJuan Dawson (New York Giants); DB-David Macklin (Arizona); LB-Marcus Washington (Washington); WR-Terrence Wilkins (Miami).

## 2003

**Players Signed by Colts (4):** DB-Rich Coady (Tennessee); LB-Jim Nelson (Minnesota); DT-Montae Reagor (Denver); WR-Brandon Stokley (Baltimore).

**Former Colts Signed by Other Clubs (3):** RB-Jim Finn (New York Giants); DE-Chukie Nwokorie (Green Bay); LB-Mike Peterson (Jacksonville).

## 2002

**Players Signed by Colts (5):** DT-James Cannida (Tampa Bay); LB-Greg Favors (Tennessee); DB-Walt Harris (Chicago); WR-Qadry Ismail (Baltimore); C/G-Jim Pyne (Philadelphia).

**Former Colts Signed by Other Clubs (5):** OG-Steve McKinney (Houston); OG-Larry Moore (Washington); WR-Jerome Pathon (New Orleans); LB-Ryan Phillips (New England); WR-Tony Simmons (Houston).

# HISTORY



## 2001

**Players Signed by Colts (2):** DT-Christian Peter (New York Giants); LB-Mike Morton (Green Bay).

**Former Colts Signed by Other Clubs (2):** DB-Jason Belser (Kansas City); DE-Bernard Whittington (Cincinnati).

## 2000

**Players Signed by Colts (1):** DL-Bernard Holshey (New York Giants).

**Former Colts Signed by Other Clubs (0):** None.

## 1999

**Players Signed by Colts (7):** LB-Jeff Brady (Carolina); DE-Chad Bratzke (New York Giants); QB-Stoney Case (Arizona); DB-Chad Cota (New Orleans); RB-Darick Holmes (Green Bay); OL-Sale Isaia (Baltimore); DE-Shawn King (Carolina).

**Former Colts Signed by Other Clubs (4):** P-Chris Gardocki (Cleveland); DB-Tim Hauck (Philadelphia); WR-Torrance Small (Philadelphia); DL-Jeff Zgonina (St. Louis).

## 1998

**Players Signed by Colts (5):** LB-Myron Baker (Carolina); DB-Jeff Burris (Buffalo); LB-Jeff Herrod (Philadelphia); OG-Tom Myslinski (Pittsburgh); WR-Torrance Small (St. Louis).

**Former Colts Signed by Other Clubs (4):** WR-Sean Dawkins (New Orleans); DB-Derwin Gray (Carolina); OT-Jason Mathews (Tampa Bay); WR-Brian Stablein (New England).

## 1997

**Players Signed by Colts (3):** DB-Robert Blackmon (Seattle); DE-Al Fontenot (Chicago); DB-Carlton Gray (Seattle).

**Former Colts Signed by Other Clubs (2):** DB-Ray Buchanan (Atlanta-transitional); DT-Tony Siragusa (Baltimore).

## 1996

**Players Signed by Colts (5):** LB-Elijah Alexander (Denver); OT-Troy Auzenne (Chicago); DB-Derrick Frazier (Philadelphia); C/G-Jay Leeuwenburg (Chicago); OL-Doug Widell (Detroit).

**Former Colts Signed by Other Clubs (3):** DB-Ashley Ambrose (Cincinnati); OG-Joe Staysniak (Green Bay); OT-Will Wolford (Pittsburgh).

## 1995

**Players Signed by Colts (3):** WR-Willie "Flipper" Anderson (St. Louis); P-Chris Gardocki (Chicago); TE-Ed West (Green Bay).

**Former Colts Signed by Other Clubs (7):** K-Dean Biasucci (Pittsburgh); TE-Kerry Cash (Oakland); OL-Cecil Gray (Oakland); QB-Don Majkowski (Detroit); OT-Zefross Moss (Detroit); DT-Thomas Sims (Minnesota); P-Rohn Stark (Pittsburgh).

## 1994

**Players Signed by Colts (2):** LB-Tony Bennett (Green Bay); WR-Floyd Turner (New Orleans).

**Former Colts Signed by Other Clubs (0):** None.

## 1993

**Players Signed by Colts (3):** WR-Aaron Cox (St. Louis); C-Kirk Lowdermilk (Minnesota); OT-Will Wolford (Buffalo).

**Former Colts Signed by Other Clubs (2):** WR-Bill Brooks (Buffalo); DB-Mike Prior (Green Bay).



## “PLAN B” FREE AGENCY (1989-1992)

### 1992

**Players Signed by Colts (5):** WR-Reggie Langhorne (Cleveland); OL-Trevor Matich (New York Jets); OG-Ron Solt (Philadelphia); P/QB-Tom Tupa (Phoenix); LB-Carl Zander (Cincinnati).

**Former Colts Signed by Other Clubs (9):** OL-Brian Baldinger (Buffalo); TE-Pat Beach (New York Jets); OL-Brian Blados (Seattle); QB-Rusty Hilger (Seattle); LB-Matt Jaworski (Pittsburgh); LB-Brian Jones (Miami); RB-Bruce Perkins (Cleveland); DB-Keith Taylor (New Orleans); DB-Charles Washington (Green Bay).

### 1991

**Players Signed by Colts (2):** DL-Travis Davis (New Orleans); LB-Cedric Figaro (San Diego).

**Former Colts Signed by Other Clubs (6):** LB-O'Brien Alston (Los Angeles Raiders); DL-Jeff Faulkner (Phoenix); RB-Ivy Joe Hunter (New England); LB-Kurt Larson (Green Bay); TE-Eugene Riley (Detroit); LB-Matt Vanderbeek (Minnesota).

### 1990

**Players Signed by Colts (0):** None.

**Former Colts Signed by Other Clubs (8):** TE-Mark Boyer (New York Jets); TE-John Brandes (Washington); DE-Ezra Johnson (Houston); LB-Cliff Odom (Miami); DB-Anthony Parker (New York Jets); DB-Bruce Plummer (San Diego); OG-Ben Utt (Atlanta); DB-Charles Washington (Kansas City).

### 1989

**Players Signed by Colts (7):** DB-Keith Bostic (Houston); LB-Phillip Brown (Atlanta); DL-Sam Clancy (Cleveland); C-Stan Eisenhooth (Seattle); DB-Bruce Plummer (Miami); WR-Clarence Weathers (Cleveland); DL-Mitch Willis (Atlanta).

**Former Colts Signed by Other Clubs (7):** WR-Mark Bellini (Phoenix); DT-Byron Darby (Los Angeles Rams); QB-Gary Hogeboom (Phoenix); LB-Barry Krauss (Cleveland); LB-Orlando Lowry (Kansas City); OT-Joel Patten (San Diego); DB-Willie Tullis (Detroit).

\*List includes Unrestricted, Restricted and “Plan B” free agents and does not include free agents signed after being waived.





## COLTS REGULAR SEASON ATTENDANCE HISTORY BY OPPONENT

### HOME GAMES

OPPONENT	NO.	ATTENDANCE	LARGEST	DATE	SMALLEST	DATE
Dolphins	38	2,106,776	66,479	11/4/12	19,073	1/2/83
Patriots	38	2,046,933	67,476	11/15/09	34,127	12/20/81
Bills	34	1,781,163	64,366	11/25/12	37,927	9/30/79
Jets	34	1,742,917	67,222	12/27/09	34,927	10/11/87
Titans	27	1,564,620	67,188	1/2/11	27,934	12/18/83
Rams	22	1,184,835	66,004	11/10/13	27,268	11/22/53
49ers	22	1,173,843	66,229	11/1/09	23,875	11/28/54
Jaguars	19	1,167,424	67,147	12/19/10	55,770	9/21/03
Lions	22	1,155,511	66,281	12/14/08	25,159	10/3/53
Packers	22	1,141,127	67,020	10/7/12	25,920	12/19/82
Texans	18	1,110,462	66,957	12/30/12	56,132	10/26/03
Bears	21	1,104,276	66,822	9/7/08	23,093	11/21/54
Washington	17	941,664	65,352	11/30/15	32,944	12/23/56
Browns	16	900,156	65,035	9/18/11	37,285	11/2/75
Chargers	15	845,515	66,085	11/28/10	47,950	11/30/86
Bengals	16	835,822	67,404	11/14/10	23,598	12/5/82
Broncos	14	826,968	67,248	12/13/09	37,959	11/10/74
Steelers	11	654,284	66,583	11/24/16	42,575	11/3/57
Vikings	10	577,168	63,912	9/16/12	53,645	12/16/62
Cardinals	11	574,820	63,137	9/17/17	32,782	11/22/81
Chiefs	10	531,561	66,869	10/10/10	29,936	12/21/80
Cowboys	8	488,311	67,471	12/5/10	56,860	10/31/99
Falcons	8	473,226	65,218	11/6/11	56,715	9/17/67
Eagles	8	447,464	64,871	9/15/15	44,952	12/19/93
Raiders	7	398,673	65,412	9/8/13	41,023	9/28/75
Buccaneers	7	377,874	65,696	11/29/15	39,756	9/9/79
Saints	6	338,304	66,420	10/25/15	48,480	9/27/98
Giants	6	331,397	67,275	9/19/10	27,088	10/2/54
Ravens	5	301,803	66,153	10/12/08	56,174	10/13/02
Seahawks	4	231,790	66,608	10/6/13	49,876	10/2/94
Panthers	4	179,192	63,928	11/27/11	58,182	12/27/98
<b>TOTAL</b>	<b>500</b>	<b>27,535,879</b>				





## ROAD GAMES

OPPONENT	NO.	ATTENDANCE	LARGEST	DATE	SMALLEST	DATE	OVERALL TOTAL
Dolphins	35	2,192,485	80,010	12/16/72	45,236	12/4/88	4,299,261
Patriots	38	2,037,931	68,756	2004, 05, 06, 10,11,12	19,429	12/6/92	4,084,864
Bills	36	2,179,720	79,404	10/16/94	9,860	10/4/87	3,960,883
Jets	36	2,168,836	79,469	9/20/98	33,684	12/13/92	3,911,753
Titans	23	1,449,656	69,978	12/30/18	31,792	11/23/86	3,014,276
Rams	22	1,278,054	100,202	12/6/58	26,696	12/5/53	2,462,889
Texans	18	1,279,830	71,891	10/16/16	69,204	9/22/02	2,390,292
Jaguars	19	1,213,743	83,764	10/2/16	45,037	11/9/03	2,381,167
Lions	20	1,120,272	80,638	11/16/80	46,508	11/7/53	2,275,783
49ers	22	1,040,827	69,732	9/22/13	23,432	12/13/53	2,214,670
Bears	21	1,027,979	66,944	11/5/00	27,845	10/10/54	2,132,255
Packers	21	874,094	78,437	11/6/16	18,713	10/18/53	2,015,221
Browns	13	920,251	80,132	10/14/62	42,404	11/11/56	1,820,407
Broncos	11	830,945	76,939	9/7/15	74,680	10/15/89	1,657,913
Washington	14	713,097	87,883	10/17/10	23,566	10/31/54	1,654,761
Bengals	13	700,862	65,995	11/20/05	43,991	12/7/80	1,536,684
Chargers	12	603,767	68,428	11/23/08	25,363	9/8/19	1,449,282
Steelers	14	748,530	64,043	11/9/08	41,597	12/9/78	1,402,814
Chiefs	12	749,771	78,357	9/3/00	21,762	11/24/85	1,281,332
Vikings	14	674,304	66,820	12/18/16	30,787	9/23/62	1,251,472
Eagles	11	666,488	72,200	11/15/81	27,813	11/15/53	1,113,952
Giants	10	662,602	78,622	9/10/06	33,982	11/13/55	993,999
Cowboys	8	495,331	91,899	12/21/15	25,500	10/30/60	983,642
Falcons	9	499,028	70,433	11/22/15	30,397	12/7/86	972,254
Raiders	9	453,992	62,000	12/16/07	40,287	9/15/91	852,665
Cardinals	5	251,220	62,692	9/27/09	31,885	12/2/90	826,040
Saints	7	459,872	80,636	10/19/69	49,009	12/24/89	798,176
Ravens	7	492,391	71,320	11/22/09	68,898	11/29/98	794,194
Seahawks	8	476,149	68,872	10/1/17	39,574	12/4/94	707,939
Buccaneers	7	326,687	65,647	10/6/03	25,577	12/15/85	704,561
Panthers	4	259,827	74,136	11/2/15	49,841	12/3/95	439,019
<b>TOTAL</b>	<b>498</b>	<b>28,848,541</b>					<b>56,384,420</b>

## COLTS IN OVERTIME

\*Playoffs

\*\*Playoffs (Double Overtime)

#Season Opener

DATE	OPPONENT	SITE	COIN TOSS	SCORE	ELAPSED
12/28/58*	N.Y. Giants <b>RESULT:</b> Alan Ameche 1 run	New York	N.Y. Giants	W 23-17	8:15
12/26/65*	Green Bay <b>RESULT:</b> Don Chandler 25 FG	Green Bay	Green Bay	L 10-13	13:39
12/14/75	Miami <b>RESULT:</b> Toni Linhart 31 FG	Baltimore	Miami	W 10-7	12:44
12/24/77**	Oakland <b>RESULT:</b> Dave Casper 10 pass from Ken Stabler	Baltimore	Colts	L 31-37	15:43
9/9/79#	Tampa Bay <b>RESULT:</b> Neil O'Donoghue 31 FG	Baltimore	Colts	L 26-29	1:41
12/19/82	Green Bay <b>RESULT:</b> Tie Game	Baltimore	Green Bay	T 20-20	15:00
9/4/83#	New England <b>RESULT:</b> Johnnie Cooks 52 fumble return	Foxboro	New England	W 29-23	0:30
9/25/83	Chicago <b>RESULT:</b> Raul Allegre 33 FG	Baltimore	Colts	W 22-19	4:51
9/4/88#	Houston <b>RESULT:</b> Tony Zendejas 35 FG	Indianapolis	Colts	L 14-17	3:51
10/29/89	New England <b>RESULT:</b> Greg Davis 51 FG	Indianapolis	New England	L 20-23	9:57



## COLTS IN OVERTIME (CONT...)

DATE	OPPONENT	SITE	COIN TOSS	SCORE	ELAPSED
12/10/89	Cleveland <b>RESULT:</b> Mike Prior 58 interception return	Indianapolis	Cleveland	W 23-17	10:54
12/8/91	New England <b>RESULT:</b> Michael Timpson 45 pass from Hugh Millen	Foxboro	Colts	L 17-23	8:55
10/11/92	N.Y. Jets <b>RESULT:</b> Dean Biasucci 47 FG	Indianapolis	Colts	W 6-3	3:01
11/15/92	New England <b>RESULT:</b> Charlie Baumann 18 FG	Indianapolis	Colts	L 34-37	3:25
11/29/92	Buffalo <b>RESULT:</b> Dean Biasucci 40 FG	Indianapolis	Colts	W 16-13	3:51
9/3/95#	Cincinnati <b>RESULT:</b> Doug Pelfrey 47 FG	Indianapolis	Cincinnati	L 21-24	2:36
9/10/95	N.Y. Jets <b>RESULT:</b> Mike Cofer 52 FG	East Rutherford	N.Y. Jets	W 27-24	4:27
10/8/95	Miami <b>RESULT:</b> Cary Blanchard 27 FG	Miami	Colts	W 27-24	4:58
10/6/96	Buffalo <b>RESULT:</b> Steve Christie 39 FG	Buffalo	Colts	L 13-16	9:22
12/11/96	Buffalo <b>RESULT:</b> Cary Blanchard 49 FG	Indianapolis	Buffalo	W 13-10	8:14
9/27/98	New Orleans <b>RESULT:</b> Cam Cleeland 33 pass from Danny Wuerffel	Indianapolis	New Orleans	L 13-19	6:10
12/30/00*	Miami <b>RESULT:</b> Lamar Smith 17 run	Miami	Miami	L 17-23	11:26
11/24/02	Denver <b>RESULT:</b> Mike Vanderjagt 51 FG	Denver	Colts	W 23-20	5:38
10/6/03	Tampa Bay <b>RESULT:</b> Mike Vanderjagt 29 FG	Tampa Bay	Tampa Bay	W 38-35	11:13
10/12/03	Carolina <b>RESULT:</b> John Kasay 47 FG	Indianapolis	Carolina	L 20-23	5:39
12/26/04	San Diego <b>RESULT:</b> Mike Vanderjagt 30 FG	Indianapolis	Colts	W 34-31	2:47
1/13/09*	San Diego <b>RESULT:</b> Darren Sproles 22 run	San Diego	San Diego	L 17-23	6:20
12/15/10	Dallas <b>RESULT:</b> David Buehler 38 FG	Indianapolis	Colts	L 28-31	7:05
10/28/12	Tennessee <b>RESULT:</b> Vick Ballard 16 pass from Andrew Luck	Tennessee	Colts	W 19-13	4:49
10/4/15	Jacksonville <b>RESULT:</b> Adam Vinatieri 27 FG	Indianapolis	Jacksonville	W 16-13	10:24
11/2/15	Carolina <b>RESULT:</b> Graham Gano 52 FG	Carolina	Colts	L 26-29	9:38
10/16/16	Houston <b>RESULT:</b> Nick Novak 33 FG	Houston	Colts	L 23-26	6:47
9/17/17	Arizona <b>RESULT:</b> Phil Dawson 30 FG	Indianapolis	Colts	L 13-16	6:58
10/8/17	San Francisco <b>RESULT:</b> Adam Vinatieri 51 FG	Indianapolis	Colts	W 26-23	13:22
12/10/17	Buffalo <b>RESULT:</b> LeSean McCoy 21 run	Buffalo	Buffalo	L 7-13	13:27
9/30/18	Houston <b>RESULT:</b> Ka'imi Fairbairn 37 FG	Indianapolis	Colts	L 34-37	10:00
9/8/19	Los Angeles Chargers <b>RESULT:</b> Austin Ekeler 7 run	Los Angeles	Chargers	L 24-30	4:59



# HISTORY



<b>REGULAR SEASON</b>	<b>15-16-1</b>	<b>PLAYOFFS</b>	<b>1-4</b>	<b>BALTIMORE (1953-83)</b>	<b>INDIANAPOLIS (1984-Present)</b>		
Home	9-10-1	Home	0-1	Overall	4-3-1	Overall	12-17
Away	6-6	Away	1-3	Home	2-2-1	Home	7-9
				Away	2-1	Away	5-8
<b>WIN COIN TOSS</b>	<b>8-11</b>						
<b>LOSE COIN TOSS</b>	<b>8-9-1</b>						

## COLTS OVERTIME RECORDS BY OPPONENT

Arizona	0-1	Denver	1-0	N.Y. Giants	1-0
Buffalo	2-2	Green Bay	0-1-1	N.Y. Jets	2-0
Carolina	0-2	Houston	0-2	Oakland/Las Vegas	0-1
Chicago	1-0	Jacksonville	1-0	San Diego/Los Angeles	1-2
Cincinnati	0-1	Miami	2-1	San Francisco	1-0
Cleveland	1-0	New England	1-3	Tampa Bay	1-1
Dallas	0-1	New Orleans	0-1	Tennessee	1-1

**RYAN KELLY**

CENTER



RECORDS

# REGULAR INDIVIDUAL



## SERVICE

### SERVICE

#### MOST GAMES PLAYED

211	Reggie Wayne, 2001-14
208	Peyton Manning, 1998-10
206	John Unitas, 1956-72
205	Adam Vinatieri, 2006-19
198	Eugene Daniel, 1984-96
197	Rohn Stark, 1982-94
197	Jeff Saturday, 1999-11
192	Justin Snow, 2000-11
192	Robert Mathis, 2003-16
190	Marvin Harrison, 1996-08
184	David Lee, 1966-78
184	Ray Donaldson, 1980-92

#### MOST CONSECUTIVE GAMES PLAYED

208	Peyton Manning, 1998-10
192	Justin Snow, 2000-11
189	Reggie Wayne, 2001-13
160	Hunter Smith, 1999-08
155	Jerry Logan, 1963-72

#### MOST SEASONS

17	John Unitas, 1956-72
14	Peyton Manning, 1998-11
14	Reggie Wayne, 2001-14
14	Robert Mathis, 2003-16
14	Adam Vinatieri, 2006-19
13	Gino Marchetti, 1953-64, 1966
13	Raymond Berry, 1955-67
13	Dick Szymanski, 1955, 1957-68
13	David Lee, 1966-78
13	Ray Donaldson, 1980-92
13	Rohn Stark, 1982-94
13	Eugene Daniel, 1984-96
13	Marvin Harrison, 1996-08
13	Jeff Saturday, 1999-11

## SCORING

### SCORING

#### MOST CONSECUTIVE GAMES SCORING

130	Adam Vinatieri, G1-2006/G16-2014
118	Mike Vanderjagt, G10-1998/G16-2005
58	Lou Michaels, G13-1965/G14-1969
55	Steve Myhra, G8-1957/G14-1961
55	Dean Biasucci, G11-1987/G2-1991

#### MOST CONSECUTIVE GAMES SCORING (ROOKIE)

14	Jim O'Brien, G1-14, 1970
11	Raul Allegre, G1-11, 1983
10	Buck McPhail, G1-10, 1953
7	Curtis Dickey, G7-13, 1980
5	Alan Ameche, G1-5, 1955
5	Steve Myhra, G8-12, 1957

#### MOST SEASONS LEADING TEAM

12	Adam Vinatieri, 2006-08, 2010-18
9	Dean Biasucci, 1986-94
8	Mike Vanderjagt, 1998-05
5	Lenny Moore, 1956-58, 1960, 1964
4	Lou Michaels, 1965-68
4	Toni Linhart, 1974, 1976-78

#### MOST CONSECUTIVE SEASONS LEADING TEAM

10	Adam Vinatieri, 2010-19
9	Dean Biasucci, 1986-94

8	Mike Vanderjagt, 1998-05
4	Lou Michaels, 1965-68
3	Lenny Moore, 1956-58
3	Jim O'Brien, 1970-72
3	Toni Linhart, 1976-78
3	Raul Allegre, 1983-85
3	Adam Vinatieri, 2006-08

### POINTS

#### MOST POINTS (GAME)

24	Lenny Moore vs. Chi, Oct. 4, 1958
24	Lenny Moore vs. L.A. Rams, Oct. 16, 1960
24	Lenny Moore vs. Min, Oct. 1, 1961
24	Lydell Mitchell vs. Buf, Oct. 12, 1975
24	Eric Dickerson vs. Den, Oct. 31, 1988
24	Joseph Addai vs. Phi, Nov. 26, 2006

#### MOST POINTS (ROOKIE-GAME)

24	Joseph Addai vs. Phi, Nov. 26, 2006
18	Billy Vessels vs. L.A. Rams, Nov. 25, 1956
18	Marshall Faulk vs. Hou, Sept. 4, 1994
18	Marvin Harrison at K.C., Dec. 15, 1996
18	Edgerrin James at Phi, Nov. 21, 1999
18	Edgerrin James at Cle, Dec. 26, 1999

#### MOST KICK-SCORING POINTS (GAME)

18	Lou Michaels vs. S.F., Sept. 25, 1966
17	Lou Michaels vs. Stl, Oct. 12, 1964
17	Cary Blanchard at Buf, Sept. 21, 1997
17	Mike Vanderjagt, vs. Den, Jan. 6, 2002
17	Mike Vanderjagt at Ten, Dec. 7, 2003
17	Adam Vinatieri vs. Chi, Oct. 9, 2016

#### MOST POINTS (SEASON)

157	Mike Vanderjagt, 2003
145	Mike Vanderjagt, 1999
140	Adam Vinatieri, 2014
140	Adam Vinatieri, 2013
135	Cary Blanchard, 1996
129	Adam Vinatieri, 2010
125	Mike Vanderjagt, 2001
125	Adam Vinatieri, 2016
121	Mike Vanderjagt, 2000
121	Mike Vanderjagt, 2005
120	Lenny Moore, 1964

#### MOST POINTS (ROOKIE)

112	Raul Allegre, 1983
104	Mike Vanderjagt, 1998
102	Edgerrin James, 1999
93	Jim O'Brien, 1970
78	Curtis Dickey, 1980

#### MOST NON KICK-SCORING POINTS (SEASON)

120	Lenny Moore, 1964
110	Edgerrin James, 2000
102	Edgerrin James, 1999
92	Joseph Addai, 2007

#### MOST SEASONS 100+ POINTS

11	Adam Vinatieri, 2006-08, 2010, 2012-18
8	Mike Vanderjagt, 1998-05
4	Lou Michaels, 1964-65, 1967-68
2	Cary Blanchard, 1996-97
2	Edgerrin James, 1999-00
1	Allegre/Biasucci/Linhart/Martin/Moore

#### MOST CONSECUTIVE SEASONS 100+ POINTS

8	Mike Vanderjagt, 1998-05
7	Adam Vinatieri, 2012-18
3	Adam Vinatieri, 2006-08
2	Lou Michaels, 1964-65, 1967-68
2	Cary Blanchard, 1996-97
2	Edgerrin James, 1999-00

# REGULAR INDIVIDUAL



## MOST POINTS (CAREER)

1,515	Adam Vinatieri, 2006-19
995	Mike Vanderjagt, 1998-05
783	Dean Biasucci, 1984, 1986-94
778	Marvin Harrison, 1996-08
678	Lenny Moore, 1956-67

## TOUCHDOWNS

### GAME

#### MOST (GAME)

4	Lenny Moore vs. Chi, Oct. 4, 1958
4	Lenny Moore vs. L.A. Rams, Oct. 16, 1960
4	Lenny Moore vs. Min, Oct. 1, 1961
4	Lydell Mitchell vs. Buf, Oct. 12, 1975
4	Eric Dickerson vs. Den, Oct. 31, 1988
4	Joseph Addai vs. Phi, Nov. 26, 2006

#### MOST (ROOKIE-GAME)

4	Joseph Addai vs. Phi, Nov. 26, 2006
3	Billy Vessels vs. L.A. Rams, Nov. 25, 1956
3	Marshall Faulk vs. Hou, Sept. 4, 1994
3	Marvin Harrison at K.C., Dec. 15, 1996
3	Edgerrin James at Phi, Nov. 21, 1999
3	Edgerrin James at Cle, Dec. 26, 1999

#### MOST CONSECUTIVE GAMES SCORING TD

18	Lenny Moore, G7-9-1963, G1-1964/G1-1965
11	Lydell Mitchell, G6-1975/G2-1976
8	Edgerrin James, G3-10, 2005
7	Raymond Berry, G8-1959/G2-1960
7	Curtis Dickey, G7-13, 1980

#### MOST CONSECUTIVE GAMES SCORING TD (ROOKIE)

7	Curtis Dickey, G7-13, 1980
5	Alan Ameche, G1-5, 1955
4	Lenny Moore, G3-6, 1956
4	Marshall Faulk, G8-11, 1994
4	James Mungro, G11-14, 2002

### SEASON

#### MOST (SEASON)

20	Lenny Moore, 1964
18	Edgerrin James, 2000
17	Edgerrin James, 1999
15	Lenny Moore, 1961
15	Lydell Mitchell, 1975
15	Eric Dickerson, 1988
15	Marvin Harrison, 2001
15	Marvin Harrison, 2004
15	Joseph Addai, 2007

#### MOST SEASONS LEADING TEAM

6	Lenny Moore, 1956-58, 1960-61, 1964
5	Marvin Harrison, 1996, 2001-02, 2004, 2006
4	Marshall Faulk, 1994-95, 1997-98
4	Edgerrin James, 1999-00, 2003, 2005
3	Tom Matte, 1967-69
3	Curtis Dickey, 1980-81, 1983

#### MOST CONSECUTIVE SEASONS LEADING TEAM

3	Lenny Moore, 1956-58
3	Tom Matte, 1967-69

#### MOST 10+ TD SEASONS

8	Marvin Harrison, 1999-06
5	Lenny Moore, 1957-58, 1960-61, 1964
4	Edgerrin James, 1999-00, 2003, 2005
3	Tom Matte, 1967-69

3	Marshall Faulk, 1994-95, 1998
3	Reggie Wayne, 2004, 2007, 2009
2	Addai/Berry/Clark/Dickey/McCauley/Orr
1	Bulaich/Carr/Dickerson/Mitchell/Rhodes/Stokley/Ebron

#### MOST CONSECUTIVE 10+ TD SEASONS

8	Marvin Harrison, 1999-06
3	Tom Matte, 1967-69
2	Lenny Moore, 1957-58, 1960-61
2	Raymond Berry, 1959-60
2	Don McCauley, 1975-76
2	Curtis Dickey, 1980-81
2	Marshall Faulk, 1994-95
2	Edgerrin James, 1999-00

#### MOST (ROOKIE)

17	Edgerrin James, 1999
13	Curtis Dickey, 1980
12	Marshall Faulk, 1994
10	Dominic Rhodes, 2001
9	(3 times) Last: Rodney Culver, 1992

### CAREER

#### MOST (CAREER)

128	Marvin Harrison, 1996-08
113	Lenny Moore, 1956-67
82	Reggie Wayne, 2001-14
75	Edgerrin James, 1999-05
68	Raymond Berry, 1955-67

## P.A.T.S

### GAME

#### MOST MADE (GAME)

8	Tom Feamster vs. L.A. Rams, Nov. 5, 1956
8	Steve Myhra vs. G.B., Nov. 2, 1958
7	Steve Myhra vs. Chi, Oct. 4, 1958
7	Lou Michaels vs. Chi, Sept. 27, 1964
7	Lou Michaels at Atl, Nov. 12, 1967
7	Toni Linhart vs. NYJ, Nov. 16, 1975
7	Toni Linhart vs. Buf, Dec. 12, 1976
7	Raul Allegre vs. Buf, Oct. 6, 1985
7	Dean Biasucci vs. Den, Oct. 31, 1988
7	Mike Vanderjagt at N.O., Sept. 28, 2003
7	Mike Vanderjagt vs. Hou, Nov. 14, 2004
7	Adam Vinatieri vs. Was, Nov. 30, 2014

#### MOST MADE (ROOKIE-GAME)

8	Tom Feamster vs. LA Rams, Nov. 5, 1956
---	--

### SEASON

#### MOST ATTEMPTS (SEASON)

60	Mike Vanderjagt, 2004
54	Lou Michaels, 1964
52	Toni Linhart, 1975
52	Mike Vanderjagt, 2005
51	Steve Myhra, 1958
51	Steve Myhra, 1959
51	Adam Vinatieri, 2007
51	Adam Vinatieri, 2010
38	Jim O'Brien, 1970
26	Tom Feamster, 1956
24	George Hunt, 1973
24	Raul Allegre, 1983
23	Buck McPhail, 1953
23	Mike Vanderjagt, 1998

# REGULAR INDIVIDUAL



## MOST MADE (SEASON)

59	Mike Vanderjagt, 2004
53	Lou Michaels, 1964
52	Mike Vanderjagt, 2005
51	Toni Linhart, 1975
51	Adam Vinatieri, 2010

## MOST MADE (ROOKIE)

36	Jim O'Brien, 1970
24	Tom Feamster, 1956
22	George Hunt, 1973
22	Raul Allegre, 1983
21	Buck McPhail, 1953

## HIGHEST PERCENTAGE (SEASON-20 ATT.)

100	Lou Michaels, 1965
100	Jim O'Brien, 1972
100	Toni Linhart, 1974
100	Dean Biasucci (3), 1987, 1992, 1994
100	Cary Blanchard (3), 1995-97
100	Mike Vanderjagt (6), 1998-00, 2002-03, 2005
100	Adam Vinatieri (8) 2006, 2008, 2010-14, 2016
100	Matt Stover, 2009

## HIGHEST PERCENTAGE (ROOKIE-SEASON-20 ATT.)

100	Mike Vanderjagt, 1998
94.7	Jim O'Brien, 1970
92.3	Tom Feamster, 1956
91.7	George Hunt, 1973
91.7	Raul Allegre, 1983

## CAREER

### MOST ATTEMPTS (CAREER)

524	Adam Vinatieri, 2006-19
346	Mike Vanderjagt, 1998-05
270	Lou Michaels, 1964-69
261	Dean Biasucci, 1984, 1986-94
194	Toni Linhart, 1974-79

### MOST MADE (CAREER)

507	Adam Vinatieri, 2006-19
344	Mike Vanderjagt, 1998-05
263	Lou Michaels, 1964-69
255	Dean Biasucci, 1984, 1986-94
184	Toni Linhart, 1974-79

### MOST CONSECUTIVE PATS

209	Adam Vinatieri, 2010-15
149	Mike Vanderjagt, 2001-04
125	Mike Vanderjagt, 1998-01
103	Lou Michaels, 1964-66
97	Adam Vinatieri, 2007-09

### HIGHEST PERCENTAGE (CAREER-50 MIN.)

100	Cary Blanchard, 1995-97
99.4	Mike Vanderjagt, 1998-05
97.7	Dean Biasucci, 1984, 1986-94
97.4	Lou Michaels, 1964-69
96.8	Adam Vinatieri, 2006-19

## FIELD GOALS

### GAME

#### MOST ATTEMPTS (GAME)

6	Steve Myhra vs. Stl Cardinals, Nov. 19, 1961
6	Lou Michaels at Atl, Nov. 13, 1966
6	Toni Linhart vs. NYJ, Nov. 28, 1976
6	Raul Allegre at Phi, Oct. 30, 1983
6	Dean Biasucci vs. Mia, Sept. 25, 1988

#### MOST ATTEMPTS (ROOKIE-GAME)

6	Raul Allegre at Phi, Oct. 30, 1983
5	Jim O'Brien vs. Phi, Dec. 6, 1970
5	Raul Allegre at Den, Nov. 11, 1983

#### MOST FGS MADE (GAME)

5	Lou Michaels vs. S.F., Sept. 25, 1966
5	Raul Allegre at Phi, Oct. 30, 1983

5	Dean Biasucci vs. Mia, Sept. 25, 1988
5	Cary Blanchard at Buf, Sept. 21, 1997
5	Mike Vanderjagt vs. Den, 1/6/2002
5	Mike Vanderjagt vs. Bal, Oct. 13, 2002
5	Mike Vanderjagt at Ten, Dec. 7, 2003
5	Adam Vinatieri vs. Ten, Dec. 1, 2013
5	Adam Vinatieri vs. Chi, Oct. 9, 2016

#### MOST FGS MADE (ROOKIE-GAME)

5	Raul Allegre at Phi, Oct. 30, 1983
4	Raul Allegre at Den, Dec. 11, 1983
4	Mike Vanderjagt vs. Buf, Oct. 11, 1998
4	Mike Vanderjagt vs. Car, Dec. 27, 1998

#### HIGHEST PERCENTAGE (GAME-5 MIN.)

100	Lou Michaels vs. S.F., Sept. 25, 1966
100	Cary Blanchard at Buf, Sept. 21, 1997
100	Mike Vanderjagt vs. Den, Jan. 6, 2002
100	Mike Vanderjagt vs. Bal, Oct. 13, 2002
100	Mike Vanderjagt at Ten, Dec. 7, 2003
100	Adam Vinatieri vs. Ten, Dec. 1, 2013
100	Adam Vinatieri vs. Chi, Oct. 9, 2016

#### MOST 50+ FIELD GOALS (GAME)

2	Dean Biasucci vs. Mia, Sept. 25, 1988
2	Mike Vanderjagt at Den, Nov. 24, 2002
2	Adam Vinatieri vs. Den., Oct. 27, 2019
2	Adam Vinatieri at S.D., Oct. 14, 2013
2	Adam Vinatieri vs. Chi, Oct. 9, 2016
2	Adam Vinatieri vs. S.F., Oct. 8, 2017

#### LONGEST FIELD GOAL

58	Dan Miller at S.D., Dec. 26, 1982
56	Bert Rechichar vs. Chi, Sept. 27, 1953
55	Raul Allegre at Den, Dec. 11, 1983
55	Dean Biasucci at Den, Oct. 15, 1989
55	Dean Biasucci at Mia, Dec. 30, 1990
55	Adam Vinatieri vs. Den, Oct. 27, 2019
55	Adam Vinatieri vs. Den, Nov. 8, 2015
54	Raul Allegre vs. S.D., Nov. 4, 1984
54	Dean Biasucci at N.E., Nov. 11, 1990
54	Dean Biasucci at Sea, Sept. 29, 1991
54	Mike Vanderjagt at Den, Nov. 24, 2002
54	Adam Vinatieri vs. Jax, Oct. 4, 2015
54	Adam Vinatieri vs. Chi, Oct. 9, 2016
54	Adam Vinatieri vs. Hou, Dec. 31, 2017
54	Adam Vinatieri at N.E., Oct. 4, 2018
54	Adam Vinatieri at Hou, Dec. 9, 2018

#### LONGEST FIELD GOAL (ROOKIE)

58	Dan Miller at S.D., Dec. 26, 1982
55	Raul Allegre at Den, Dec. 11, 1983
53	Raul Allegre at Cin, Oct. 2, 1983
53	Mike Vanderjagt at Bal, Nov. 29, 1998
52	Mike Vanderjagt vs. N.O., Sept. 27, 1998

#### MOST CONSECUTIVE GAMES SCORING FIELD GOALS

23	Mike Vanderjagt, G15-16, 2002/G1-4, G6, 2004
21	Cary Blanchard, G3-1996/G1-7, 1997
21	Mike Vanderjagt, G3-16, 1999/G1-7, 2000
18	Dean Biasucci, G8-16, 1988/G1-9, 1989
16	Adam Vinatieri, G8-16, 2015/G1-7, 2016

## SEASON

#### MOST ATTEMPTS (SEASON)

41	Cary Blanchard, 1997
40	Cary Blanchard, 1996
40	Adam Vinatieri, 2013
39	Steve Myhra, 1961
39	Jim Martin, 1963
39	Lou Michaels, 1966

#### MOST ATTEMPTS (ROOKIE)

35	Raul Allegre, 1983
34	Jim O'Brien, 1970

#### MOST FGS MADE (SEASON-16 MIN.)

37	Mike Vanderjagt, 2003
----	-----------------------

# REGULAR INDIVIDUAL



36	Cary Blanchard, 1996
35	Adam Vinatieri, 2013
34	Mike Vanderjagt, 1999
32	Cary Blanchard, 1997

## HIGHEST PERCENTAGE (SEASON-20 MIN.)

100	Mike Vanderjagt, 2003
96.8	Adam Vinatieri, 2014
92.9	Adam Vinatieri, 2010
92.6	Mike Vanderjagt, 2000
92.6	Adam Vinatieri, 2015

## HIGHEST PERCENTAGE (ROOKIE-20 MIN.)

87.1	Mike Vanderjagt, 1998
85.7	Raul Allegre, 1983
57.1	George Hunt, 1973

## MOST FGs MADE (ROOKIE)

30	Raul Allegre, 1983
27	Mike Vanderjagt, 1998
19	Jim O'Brien, 1970

## MOST 50+ FIELD GOALS (SEASON)

7	Adam Vinatieri, 2016
6	Dean Biasucci, 1988
6	Mike Vanderjagt, 1998
5	Cary Blanchard, 1996
5	Adam Vinatieri, 2017
4	Raul Allegre, 1983
4	Adam Vinatieri, 2012
4	Adam Vinatieri, 2013
4	Adam Vinatieri, 2015
4	Adam Vinatieri, 2018

## MOST SEASONS 50+ FIELD GOALS

10	Dean Biasucci, 1984, 1986-94
10	Adam Vinatieri, 2008, 2011-19
5	Mike Vanderjagt, 1998-99, 2001-03
3	Cary Blanchard, 1995-97
2	Allegre/Michaels/Rechichar

## MOST CONSC. SEASONS 50+ FGs

10	Dean Biasucci, 1984, 1986-94
8	Adam Vinatieri, 2011-18
3	Cary Blanchard, 1995-97
3	Mike Vanderjagt, 2001-03
2	Raul Allegre, 1983-84
2	Mike Vanderjagt, 1998-99

## CAREER

### MOST ATTEMPTS (CAREER)

394	Adam Vinatieri, 2006-19
250	Dean Biasucci, 1984, 1986-94
248	Mike Vanderjagt, 1998-05
197	Lou Michaels, 1964-69
116	Toni Linhart, 1974-79

### MOST FGs MADE (CAREER)

336	Adam Vinatieri, 2006-19
217	Mike Vanderjagt, 1998-05
176	Dean Biasucci, 1984, 1986-94
107	Lou Michaels, 1964-69
87	Cary Blanchard, 1995-97

### HIGHEST PERCENTAGE (CAREER-30 MIN.)

87.5	Mike Vanderjagt, 1998-05
85.3	Adam Vinatieri, 2006-19
82.9	Cary Blanchard, 1995-97
72.2	Raul Allegre, 1983-85
70.4	Dean Biasucci, 1984, 1986-94

### MOST CONSECUTIVE SUCCESSFUL FIELD GOALS

*44	Adam Vinatieri, G4-16, 2015/G1-9, 2016
42	Mike Vanderjagt, G15-16, 2002/G1, 2004
35	Adam Vinatieri, G14-16, 2013/G1-16, 2014
28	Mike Vanderjagt, G7-16, 1999/G1-2000
20	Adam Vinatieri, G2-11, 2017

\*= NFL Record

## MOST 50+ FIELD GOALS (CAREER)

37	Adam Vinatieri, 2006-19
18	Dean Biasucci, 1984, 1986-94
14	Mike Vanderjagt, 1998-05
7	Raul Allegre, 1983-85
7	Cary Blanchard, 1995-97

## MOST CONSC. SUCCESSFUL 50+ FIELD GOALS

9	Adam Vinatieri, 2015-16
7	Adam Vinatieri, 2013-14
6	Cary Blanchard, 1995-96
5	Mike Vanderjagt, 2001-03
5	Adam Vinatieri, 2016-17

## RUSHING

### RUSHING ATTEMPTS

#### MOST ATTEMPTS (GAME)

40	Lydell Mitchell at NYJ, Oct. 20, 1974
38	Edgerrin James at Sea, Oct. 15, 2000
36	Eric Dickerson vs. Buf, Dec. 18, 1988
36	Edgerrin James vs. NYJ, Nov. 16, 2003
36	Frank Gore at Buf, Dec. 11, 2017

#### MOST ATTEMPTS (ROOKIE-GAME)

34	Dominic Rhodes at Buf, Nov. 4, 2001
32	Edgerrin James at N.E., Sept. 19, 1999
31	Frank Middleton at NYJ, Nov. 11, 1984
31	Dominic Rhodes vs. Den, Jan. 6, 2002
29	Dominic Rhodes vs. Atl, Dec. 16, 2001

#### MOST ATTEMPTS (SEASON)

388	Eric Dickerson, 1988
387	Edgerrin James, 2000
369	Edgerrin James, 1999
360	Edgerrin James, 2005
334	Edgerrin James, 2004

#### MOST ATTEMPTS (ROOKIE)

369	Edgerrin James, 1999
314	Marshall Faulk, 1994
233	Dominic Rhodes, 2001
226	Joseph Addai, 2006
213	Alan Ameche, 1955

#### MOST SEASONS LEADING TEAM

6	Edgerrin James, 1999-00, 2002-05
5	Alan Ameche, 1955-59
5	Tom Matte, 1963, 1967-69, 1971
5	Lydell Mitchell, 1973-77
5	Eric Dickerson, 1987-91
5	Marshall Faulk, 1994-98

#### MOST CONSC. SEASONS LEADING TEAM

5	Alan Ameche, 1955-59
5	Lydell Mitchell, 1973-77
5	Eric Dickerson, 1987-91
5	Marshall Faulk, 1994-98
4	Edgerrin James, 2002-05
4	Joseph Addai, 2006-09

#### MOST SEASONS 100+ ATTEMPTS

7	Edgerrin James, 1999-05
6	Randy McMillan, 1981-86
6	Joseph Addai, 2006-11
5	Alan Ameche, 1955-59
5	Tom Matte, 1963, 1967-69, 1971
5	Lydell Mitchell, 1973-77
5	Eric Dickerson, 1987-91
5	Marshall Faulk, 1994-98

#### MOST CONSC. SEASONS 100+ ATTEMPTS

7	Edgerrin James, 1999-05
6	Randy McMillan, 1981-86
6	Joseph Addai, 2006-11
5	Alan Ameche, 1955-59
5	Lydell Mitchell, 1973-77
5	Eric Dickerson, 1987-91

# REGULAR INDIVIDUAL



5 Marshall Faulk, 1994-98

## **MOST GAMES WITH ATTEMPTS (CAREER)**

163 John Unitas, 1956-72  
 154 Peyton Manning, 1998-11  
 134 Lenny Moore, 1956-67  
 127 Tom Matte, 1961-72  
 126 Don McCauley, 1971-81

## **MOST ATTEMPTS (CAREER)**

2,188 Edgerrin James, 1999-05  
 1,391 Lydell Mitchell, 1972-77  
 1,389 Marshall Faulk, 1994-98  
 1,258 Eric Dickerson, 1987-91  
 1,200 Tom Matte, 1961-72

## **RUSHING YARDS**

### **MOST YARDS (GAME)**

219 Edgerrin James at Sea, Oct. 15, 2000  
 204 Edgerrin James at Chi, Nov. 21, 2004  
 198 Norm Bulaich vs. NYJ, Sept. 19, 1971  
 196 Eric Dickerson vs. T.B., Dec. 27, 1987  
 194 Alan Ameche vs. Chi, Sept. 25, 1955

### **MOST YARDS (ROOKIE-GAME 150+ YARDS)**

194 Alan Ameche vs. Chi, Sept. 25, 1955  
 185 Lenny Moore vs. G.B., Oct. 28, 1956  
 177 Dominic Rhodes vs. Atl, Dec. 16, 2001  
 171 Joseph Addai vs. Phi, Nov. 26, 2006  
 153 Alan Ameche vs. Det, Oct. 1, 1955

### **MOST CONSC. 100+ GAMES**

5 Edgerrin James, G14-16, 2000/G1-2, 2001  
 5 Edgerrin James, G5-9, 2005  
 4 Eric Dickerson, G8-11, 1987  
 4 Edgerrin James, G7-10, 1999  
 4 Edgerrin James, G10-13, 2004

### **MOST 100+ GAMES (ROOKIE)**

10 Edgerrin James, 1999  
 5 Dominic Rhodes, 2001  
 4 Marshall Faulk, 1994  
 3 Alan Ameche, 1955  
 2 Lenny Moore, 1956  
 2 Roosevelt Potts, 1993  
 2 Joseph Addai, 2006

### **MOST YARDS (SEASON)**

1,709 Edgerrin James, 2000  
 1,659 Eric Dickerson, 1988  
 1,553 Edgerrin James, 1999  
 1,548 Edgerrin James, 2004  
 1,506 Edgerrin James, 2005

### **MOST YARDS (ROOKIE)**

1,553 Edgerrin James, 1999  
 1,282 Marshall Faulk, 1994  
 1,104 Dominic Rhodes, 2001  
 1,081 Joseph Addai, 2006  
 961 Alan Ameche, 1955

### **MOST 100+ GAMES (SEASON)**

10 Edgerrin James, 1999  
 9 Edgerrin James, 2000  
 9 Edgerrin James, 2005  
 8 Eric Dickerson, 1988  
 8 Edgerrin James, 2004

### **MOST SEASONS LEADING TEAM**

6 Edgerrin James, 1999-00, 2002-05

5 Alan Ameche, 1955-59

5 Lydell Mitchell, 1973-77  
 5 Eric Dickerson, 1987-91  
 5 Marshall Faulk, 1994-98

## **MOST YARDS TWO RUSHERS (SEASON)**

1,924 Dickey (1,122)/McMillan (802), 1983  
 1,889 Dickerson (1,659)/Bentley (230), 1988  
 1,825 James (1,709)/Manning (116), 2000  
 1,802 James (1,548)/Rhodes (254), 2004  
 1,766 Rhodes (1,104)/James (662), 2001

## **MOST CONSC. SEASONS LEADING TEAM**

5 Alan Ameche, 1955-59  
 5 Lydell Mitchell, 1973-77  
 5 Eric Dickerson, 1987-91  
 5 Marshall Faulk, 1994-98  
 4 Edgerrin James, 2002-05  
 4 Joseph Addai, 2006-09

## **MOST 100+ GAMES (CAREER)**

49 Edgerrin James, 1999-05  
 24 Eric Dickerson, 1987-91  
 16 Lydell Mitchell, 1972-77  
 14 Marshall Faulk, 1994-98  
 8 Joseph Addai, 2006-11

## **MOST YARDS (CAREER)**

9,226 Edgerrin James, 1999-05  
 5,487 Lydell Mitchell, 1972-77  
 5,320 Marshall Faulk, 1994-98  
 5,194 Eric Dickerson, 1987-91  
 5,174 Lenny Moore, 1956-67

## **RUSHING TOUCHDOWNS**

### **MOST TOUCHDOWNS (GAME)**

4 Eric Dickerson vs. Den, Oct. 31, 1988  
 4 Joseph Addai vs. Phi, Nov. 26, 2006  
 3 Alan Ameche at G.B., Oct. 13, 1957  
 3 Lenny Moore vs. L.A. Rams, Oct. 16, 1960  
 3 Tom Matte vs. Was, Nov. 2, 1969  
 3 Don McCauley at Mia, Nov. 23, 1975  
 3 Randy McMillan vs. N.E., Dec. 1, 1985  
 3 Marshall Faulk vs. Hou, Sept. 4, 1994  
 3 Marshall Faulk vs. Stl, Oct. 1, 1995  
 3 Edgerrin James at Cle, Dec. 26, 1999  
 3 Edgerrin James at Sea, Oct. 15, 2000  
 3 Edgerrin James vs. Buf, Dec. 11, 2000  
 3 Edgerrin James vs. NYJ, Nov. 16, 2003  
 3 Edgerrin James vs. Stl, Oct. 17, 2005

### **MOST TOUCHDOWNS (ROOKIE-GAME)**

4 Joseph Addai vs. Phi, Nov. 26, 2006  
 3 Marshall Faulk vs. Hou, Sept. 4, 1994  
 3 Edgerrin James at Cle, Dec. 26, 1999  
 2 (24 times) Last: Andrew Luck at Jax, Nov. 8, 2012

### **MOST CONSC. GAMES RUSHING TDS**

11 Lenny Moore, G8-9-1963/G9, 1964  
 9 Lydell Mitchell, G8-14-1975/G1, 1976  
 7 Curtis Dickey, G9-15, 1980  
 6 Tom Matte, G2-7, 1969  
 6 Edgerrin James, G5-10, 2005

### **MOST CONSC. GAMES RUSHING TDS (ROOKIE)**

7 Curtis Dickey, G9-15, 1980  
 5 Alan Ameche, G1-5, 1955  
 4 Lenny Moore, G3-6, 1956  
 4 James Munro, G11-14, 2002

# REGULAR INDIVIDUAL



## MOST TOUCHDOWNS (SEASON)

16	Lenny Moore, 1964
14	Eric Dickerson, 1988
13	Edgerrin James (3), 1999-00, 2005
12	Joseph Addai, 2007
11	Tom Matte, 1969
11	Lydell Mitchell, 1975
11	Curtis Dickey, 1980
11	Marshall Faulk (2), 1994-95
11	Edgerrin James, 2003

## MOST TOUCHDOWNS (ROOKIE)

13	Edgerrin James, 1999
11	Curtis Dickey, 1980
11	Marshall Faulk, 1994
9	Alan Ameche, 1955
9	Dominic Rhodes, 2001

## MOST GAMES WITH TOUCHDOWNS (SEASON)

12	Lenny Moore, 1964
9	Lydell Mitchell, 1975
9	Eric Dickerson, 1988
9	Edgerrin James (2), 2000, 2005
9	Joseph Addai (2), 2007, 2009

## MOST GAMES WITH TOUCHDOWNS (ROOKIE)

8	Alan Ameche, 1955
8	Curtis Dickey, 1980
8	Edgerrin James, 1999
7	Rodney Culver, 1992
7	Marshall Faulk, 1994
7	Dominic Rhodes, 2001

## MOST SEASONS LEADING TEAM

6	Lenny Moore, 1956*, 1960-61, 1964, 1965*, 1966*
5	Alan Ameche, 1955, 1956*, 1957-59
5	Randy McMillan, 1982*, 1983-84, 1986*
5	Marshall Faulk, 1994-98
5	Edgerrin James, 1999-00, 2003-05

\*= Tied for Team Lead

## MOST CONSC. SEASONS LEADING TEAM

5	Alan Ameche, 1955-59 (1956*)
5	Randy McMillan, 1982-86 (1982*, 1986*)
5	Marshall Faulk, 1994-98
4	Eric Dickerson, 1988-91 (1990*)

\*= Tied for Team Lead

## MOST GAMES WITH TOUCHDOWNS (CAREER)

33	Lenny Moore, 1956-67
44	Edgerrin James, 1999-05
37	Tom Matte, 1961-72
32	Don McCauley, 1971-81
32	Marshall Faulk, 1994-98

## MOST TOUCHDOWNS (CAREER)

64	Edgerrin James, 1999-05
63	Lenny Moore, 1956-67
45	Tom Matte, 1961-72
42	Marshall Faulk, 1994-98
40	Alan Ameche, 1955-60
40	Don McCauley, 1971-81

## RUSHING AVERAGE

### HIGHEST AVERAGE (GAME-10 ATT)

14.2	*Lenny Moore vs. G.B., Oct. 28, 1956
11.3	Lenny Moore at Det., Oct. 19, 1958
11.3	Marshall Faulk at Bal., Nov. 29, 1998
10.9	*Lenny Moore at Cle., Nov. 11, 1956
10.1	Donald Brown vs. Ten., Dec. 18, 2011

\*= Rookie

### HIGHEST AVERAGE (SEASON-80 ATT)

7.5	Lenny Moore, 1956
7.3	Lenny Moore, 1958
7.0	Lenny Moore, 1961
5.3	Donald Brown, 2013
5.2	George Wonsley, 1985

## HIGHEST AVERAGE (ROOKIE-80 ATT, 4.5+)

7.5	Lenny Moore, 1956
5.1	Tony Loric, 1964
4.8	Joseph Addai, 2006
4.7	Dominic Rhodes, 2001
4.5	Curtis Dickey, 1980
4.5	Alan Ameche, 1955

## LONGEST RUSHES

80t	Tom Matte vs. Stl., Oct. 12, 1964
80t	Donald Brown vs. Ten., Dec. 18, 2011
79t	*Alan Ameche vs. Chi., Sept. 25, 1955
79t	*Lenny Moore vs. G.B., Oct. 28, 1956
77t	*Dominic Rhodes at K.C., Oct. 25, 2001

\*= Rookie

## HIGHEST AVERAGE (CAREER-300 ATT/4.0)

4.8	Lenny Moore, 1956-67
4.5	Albert Bentley, 1985-91
4.4	Curtis Dickey, 1980-85
<b>4.4</b>	<b>Marlon Mack, 2017-19</b>
4.3	Donald Brown, 2009-13
4.2	Alan Ameche, 1955-60
4.2	Edgerrin James, 1999-05

## PASSING

### PASSING ATTEMPTS

#### MOST ATTEMPTS (GAME)

62	Andrew Luck vs. Hou., Sept. 30, 2018
59	Jeff George at Was., Nov. 7, 1993
59	Andrew Luck at N.E., Oct. 4, 2018
57	Jack Trudeau at NYJ., Nov. 16, 1986
57	Peyton Manning at Hou., Oct. 7, 2010
56	Peyton Manning at S.D., Nov. 11, 2007
55	Andrew Luck vs. G.B., Oct. 7, 2012

#### MOST ATTEMPTS (ROOKIE-GAME)

57	Jack Trudeau at NYJ., Nov. 16, 1986
55	Andrew Luck vs. G.B., Oct. 7, 2012
54	Andrew Luck at Det., Dec. 2, 2012
53	Jack Trudeau vs. NYJ., Sept. 28, 1986
52	Peyton Manning vs. N.E., Nov. 1, 1998

#### MOST 40+ ATTEMPT GAMES

59	Peyton Manning, 1998-11
36	Andrew Luck, 2012-18
9	Jack Trudeau, 1986-93
8	John Unitas, 1956-72
8	Bert Jones, 1973-81
8	Jeff George, 1990-93

#### MOST GAMES WITH ATTEMPTS (CAREER)

208	Peyton Manning, 1998-11
202	John Unitas, 1956-72
97	Bert Jones, 1973-81
86	Andrew Luck, 2012-18
61	Jack Trudeau, 1986-93

#### MOST ATTEMPTS (SEASON)

679	Peyton Manning, 2010
639	Andrew Luck, 2018
627	Andrew Luck, 2012
616	Andrew Luck, 2014
591	Peyton Manning, 2002
575	Peyton Manning, 1998

#### MOST ATTEMPTS (ROOKIE)

627*	Andrew Luck, 2012
575	Peyton Manning, 1998
417	Jack Trudeau, 1986
334	Jeff George, 1990
237	George Shaw, 1955

\* = NFL Record

#### MOST SEASONS LEADING TEAM (ATT/COMP)

15	John Unitas, 1956-67, 1969-71
13	Peyton Manning, 1998-10



# REGULAR INDIVIDUAL



6 Bert Jones, 1974-77, 1980-81

6 Andrew Luck, 2012-16, 2018

4 Mike Pagel, 1982-85

4 Jeff George, 1990-93

4 Jim Harbaugh, 1994-97

## MOST SEASONS 200+ ATTEMPTS

13 John Unitas, 1957-67, 1969-70

13 Peyton Manning, 1998-10

6 Bert Jones, 1974-77, 1980-81

6 Andrew Luck, 2012-18

4 Mike Pagel, 1982-85

4 Jeff George, 1990-93

4 Jim Harbaugh, 1994-97

## MOST CONSC. SEASONS LEADING TEAM (ATT/COMP)

13 Peyton Manning, 1998-10

12 John Unitas, 1956-67

5 Andrew Luck, 2012-16

4 Bert Jones, 1974-77

4 Mike Pagel, 1982-85

4 Jeff George, 1990-93

4 Jim Harbaugh, 1994-97

## CONSC. SEASONS 200+ ATTEMPTS

13 Peyton Manning, 1998-10

11 John Unitas, 1957-67

6 Andrew Luck, 2012-18

4 Bert Jones, 1974-77

4 Mike Pagel, 1982-85

4 Jeff George, 1990-93

4 Jim Harbaugh, 1994-97

## MOST ATTEMPTS (CAREER)

7,210 Peyton Manning, 1998-11

5,110 John Unitas, 1956-72

3,290 Andrew Luck, 2012-18

2,464 Bert Jones, 1973-81

1,536 Jack Trudeau, 1986-93

## COMPLETIONS

### MOST COMPLETIONS (GAME)

40 Peyton Manning at Hou, Sept. 12, 2010

40 Andrew Luck vs. Hou, Sept. 30, 2018

39 Andrew Luck vs. Cin, Sept. 9, 2018

38 Peyton Manning at N.E., Nov. 21, 2010

38 Andrew Luck at N.E., Oct. 4, 2018

37 Jeff George at Was, Nov. 7, 1993

37 Peyton Manning vs. Ten, Nov. 3, 2002

### MOST COMPLETIONS (ROOKIE-GAME)

31 Andrew Luck vs. G.B., Oct. 7, 2012

30 Peyton Manning vs. N.E., Nov. 1, 1998

30 Andrew Luck vs. Mia, Nov. 4, 2012

27 Jack Trudeau at NYJ, Nov. 16, 1986

27 Peyton Manning at Bal, Nov. 29, 1998

27 Andrew Luck at N.E., Nov. 18, 2012

### MOST GAMES WITH COMPLETIONS

208 Peyton Manning, 1998-11

200 John Unitas, 1956-72

96 Bert Jones, 1973-81

86 Andrew Luck, 2012-18

61 Jack Trudeau, 1986-93

### MOST GAMES 20+ COMPLETIONS (CAREER)

153 Peyton Manning, 1998-11

63 Andrew Luck, 2012-18

33 John Unitas, 1956-72

20 Bert Jones, 1973-81

17 Jeff George, 1990-93

## MOST CONSC. GAMES 20+ COMPLETIONS

14 Peyton Manning, G1-14, 2010

13 Andrew Luck, G15-16, 2013, G1-11, 2014

12 Peyton Manning, G3-14, 2003

12 Peyton Manning, G3-14, 2009

11 Andrew Luck, G4-G7, 2015/G1-G7, 2016

## MOST COMPLETIONS (SEASON)

450 Peyton Manning, 2010

430 Andrew Luck, 2018

393 Peyton Manning, 2009

392 Peyton Manning, 2002

380 Andrew Luck, 2014

379 Peyton Manning, 2003

## MOST COMPLETIONS (ROOKIE)

339 Andrew Luck, 2012

326 Peyton Manning, 1998

204 Jack Trudeau, 1986

181 Jeff George, 1990

129 Chris Chandler, 1988

## MOST SEASONS 150+ COMPLETIONS

13 Peyton Manning, 1998-11

12 John Unitas, 1959-67, 1969-70

6 Andrew Luck, 2012-18

5 Bert Jones, 1975-77, 1980-81

4 Jeff George, 1990-93

## MOST CONSECUTIVE COMPLETIONS

23 Peyton Manning vs. Det/at Jax, Dec. 14-Dec. 18, 2008

17 Bert Jones vs. NYJ, Dec. 15, 1974

17 Peyton Manning vs. Cle/at Ten, Sept. 25-Oct. 2, 2005

17 Peyton Manning vs. Den/at Jax, Dec. 13-Dec. 17, 2009

16 Peyton Manning at Ten, Oct. 11, 2009

**16 Jacoby Brissett vs. Atl, Sept. 22, 2019**

## CONSC. SEASONS 150+ COMPLETIONS

13 Peyton Manning, 1998-10

9 John Unitas, 1959-67

6 Andrew Luck, 2012-18

4 Jeff George, 1990-93

3 Bert Jones, 1975-77

3 Jim Harbaugh, 1995-97

## MOST COMPLETIONS (CAREER)

4,682 Peyton Manning, 1998-11

2,796 John Unitas, 1956-72

2,000 Andrew Luck, 2012-18

1,382 Bert Jones, 1973-81

874 Jeff George, 1990-93

## COMPLETION PERCENTAGE

### HIGHEST PERCENTAGE (GAME-15 ATT)

87.5 Peyton Manning vs. Ten, Dec. 30, 2007 (14-16)

85.3 Peyton Manning at Jax, Dec. 18, 2008 (29-34)

85.0 John Unitas at Atl, Nov. 12, 1967 (17-20)

84.2 John Unitas vs. Mia, Dec. 11, 1971 (16-19)

83.3 Peyton Manning vs. Atl, Dec. 14, 2003 (25-30)

### HIGHEST PERCENTAGE (ROOKIE-GAME-20 ATT)

75 John Unitas vs. L.A. Rams, Nov. 25, 1956 (18-24)

70.4 Peyton Manning at Atl, Dec. 6, 1998 (19-27)

69.2 Andrew Luck at Jax, Nov. 8, 2012 (18-26)

68.4 Andrew Luck at Ten, Oct. 28, 2012 (26-38)

68.2 George Shaw at L.A. Rams, Dec. 5, 1955 (15-22)

### HIGHEST PERCENTAGE (SEASON-200 ATT)

68.8 Peyton Manning, 2009

67.6 Peyton Manning, 2004

67.3 Peyton Manning, 2005

67.3 Andrew Luck, 2018

67 Peyton Manning, 2003

66.8 Peyton Manning, 2008

# REGULAR INDIVIDUAL



## HIGHEST PERCENTAGE (ROOKIE-SEASON-100 ATT)

56.7	Peyton Manning, 1998
55.6	John Unitas, 1956
55.4	Chris Chandler, 1988
54.2	Jeff George, 1990
54.1	Andrew Luck, 2012

## HIGHEST PERCENTAGE (CAREER-1,000 ATT)

64.9	Peyton Manning, 1998-11
60.8	Andrew Luck, 2012-18
60.7	Jim Harbaugh, 1994-97
57.0	Jeff George, 1990-93
56.1	Bert Jones, 1973-81

## PASSING YARDS

### MOST YARDS (GAME)

472	Peyton Manning at K.C., Oct. 31, 2004
464	Andrew Luck vs. Hou, Sept. 30, 2018
440	Peyton Manning vs. Jax, Sept. 25, 2000
433	Peyton Manning at Hou, Sept. 12, 2010
433	Andrew Luck vs. Mia, Nov. 4, 2012
425	Peyton Manning vs. Ten, Dec. 5, 2004

### MOST YARDS (ROOKIE-GAME)

433*	Andrew Luck vs. Mia, Nov. 4, 2012
391	Andrew Luck at Det, Dec. 2, 2012
362	Andrew Luck vs. G.B., Oct. 7, 2012
359	Jack Trudeau at NYJ, Nov. 16, 1986
357	Peyton Manning at Bal, Nov. 29, 1998

\*= NFL Record

### MOST 300+ GAMES (SEASON)

10	Andrew Luck, 2014
9	Peyton Manning, 2009
7	Peyton Manning, 2010
7	Andrew Luck, 2018
6	Peyton Manning (2), 2004, 2006
6	Andrew Luck, 2012

### MOST 300+ GAMES (ROOKIE)

6*	Andrew Luck, 2012
4	Peyton Manning, 1998
2	Jack Trudeau, 1986
1	John Unitas, 1956

\*= NFL Record

### MOST 300+ GAMES (CAREER)

63	Peyton Manning, 1998-11
33	Andrew Luck, 2012-18
26	John Unitas, 1956-72
8	Bert Jones, 1973-81
7	Jeff George, 1990-93

### MOST CONSC. 300+ GAMES

8	Andrew Luck, G3-10, 2014
5	Peyton Manning, G1-5, 2009
3	John Unitas, G12-14, 1963
3	Peyton Manning, G6-8, 2006
3	Peyton Manning, G7-9, 2009
3	Andrew Luck, G4-6, 2018

### MOST YARDS (SEASON)

4,761	Andrew Luck, 2014
4,700	Peyton Manning, 2010
4,583	Andrew Luck, 2018
4,557	Peyton Manning, 2004
4,500	Peyton Manning, 2009
4,413	Peyton Manning, 2000

### MOST YARDS (ROOKIE)

4,374 *	Andrew Luck, 2012
3,739	Peyton Manning, 1998
2,225	Jack Trudeau, 1986
2,152	Jeff George, 1990
1,619	Chris Chandler, 1988

\*= NFL Record

### MOST SEASONS LEADING TEAM (YDS/TDS)

14	John Unitas, 1956-67, 69-70
----	-----------------------------

13	Peyton Manning, 1998-11
6	Bert Jones, 1974-77, 1980-81
6	Andrew Luck, 2012-18
4	Mike Pagel, 1982-85
4	Jeff George, 1990-93
4	Jim Harbaugh, 1994-97

### MOST CONSC. SEASONS LEADING TEAM (YDS/TDS)

13	Peyton Manning, 1998-10
12	John Unitas, 1956-67
5	Andrew Luck, 2012-16
4	Bert Jones, 1974-77
4	Mike Pagel, 1982-85
4	Jeff George, 1990-93
4	Jim Harbaugh, 1994-97

### MOST 2,000+ SEASONS

13	John Unitas, 1957-67, 1969-70
13	Peyton Manning, 1998-10
5	Bert Jones, 1975-77, 1980-81
5	Andrew Luck, 2012-14, 2016, 2018
3	Jeff George, 1990-91, 1993
3	Jim Harbaugh, 1995-97

### MOST CONSC. 2,000+ SEASONS

13	Peyton Manning, 1998-10
11	John Unitas, 1957-67
3	Bert Jones, 1975-77
3	Jim Harbaugh, 1995-97
3	Andrew Luck, 2012-14

### MOST YARDS (CAREER)

54,828	Peyton Manning, 1998-11
39,768	John Unitas, 1956-72
23,671	Andrew Luck, 2012-18
17,663	Bert Jones, 1973-81
9,647	Jack Trudeau, 1986-93

## PASSING TOUCHDOWNS

### MOST TOUCHDOWNS (GAME)

6	Peyton Manning at N.O., Sept. 28, 2003
6	Peyton Manning at Det, Nov. 25, 2004
5	Gary Cuozzo at Min, Nov. 14, 1965
5	Gary Hogeboom at Buf, Oct. 4, 1987
5	Peyton Manning vs. Atl, Dec. 14, 2003
5	Peyton Manning vs. G.B., Sept. 26, 2004
5	Peyton Manning at K.C., Oct. 31, 2004
5	Peyton Manning vs. Hou, Nov. 14, 2004
5	Andrew Luck vs. Was, Nov. 30, 2014

### MOST TOUCHDOWNS (ROOKIE-GAME)

4	Andrew Luck at Det, Dec. 2, 2012
3	John Unitas vs. L.A. Rams, Nov. 25, 1956
3	Jeff George at Cin, Nov. 25, 1990
3	Jeff George vs. Was, Dec. 22, 1990
3	Peyton Manning at S.F., Oct. 18, 1998
3	Peyton Manning vs. NYJ, Nov. 15, 1998
3	Peyton Manning at Bal, Nov. 29, 1998
3	Peyton Manning vs. Cin, Dec. 13, 1998

### HIGHEST TD PCT. (GAME-20 ATT)

24.00	Peyton Manning at N.O., Sept. 28, 2003
23.53	Peyton Manning at Balt, Dec. 9, 2007
21.43	Peyton Manning at Det, Nov. 25, 2004
20.00	John Unitas at Atl, Nov. 12, 1967
20.00	Gary Hogeboom at Buf, Oct. 4, 1987

### HIGHEST TD PCT. (ROOKIE-GAME-20 ATT)

12.50	John Unitas vs. L.A. Rams, Nov. 25, 1956
11.54	Peyton Manning vs. Cin, Dec. 13, 1998
10.00	Mike Pagel vs. Cin, Dec. 5, 1982
10.00	Peyton Manning at S.F., Oct. 18, 1998
9.68	Jeff George at Cin, Nov. 25, 1990

### MOST GAMES WITH TOUCHDOWNS (SEASON)

15	Peyton Manning (5), 1998, 2000, 2002, 2004, 2006
15	Andrew Luck (2), 2014, 2016
14	Andrew Luck, 2018

# REGULAR INDIVIDUAL



14	Peyton Manning (5), 1999, 2001, 2007-08, 2010
13	Earl Morrall, 1968

13	Peyton Manning, 2009
13	Andrew Luck, 2012

## MOST GAMES WITH TOUCHDOWNS (ROOKIE)

15	Peyton Manning, 1998
13	Andrew Luck, 2012
9	Jeff George, 1990
8	Chris Chandler, 1988
7	George Shaw, 1955
7	Jack Trudeau, 1986

## MOST TOUCHDOWNS (SEASON)

49	Peyton Manning, 2004
40	Andrew Luck, 2014
39	Andrew Luck, 2018
33	Peyton Manning (3), 2000, 2009-10
32	John Unitas, 1959
31	Peyton Manning (2), 2006-07
31	Andrew Luck, 2016

## MOST TOUCHDOWNS (ROOKIE)

26	Peyton Manning, 1998
23	Andrew Luck, 2012
16	Jeff George, 1990
10	George Shaw, 1955
9	John Unitas, 1956

## MOST GAMES WITH TOUCHDOWNS (CAREER)

182	Peyton Manning, 1998-11
144	John Unitas, 1956-72
76	Andrew Luck, 2012-18
68	Bert Jones, 1973-81
31	Mike Pagel, 1982-85
31	Jim Harbaugh, 1994-97

## MOST CONSC. GAMES PASSING TDS

47	John Unitas, G10-1956/G10-1960
33	Andrew Luck, G1-2014-G9-2015/G1-2016-G16-2016/G1-2018-G11-2018
27	Peyton Manning, G4-1998/G14-1999
18	Andrew Luck, G13-16-2013/G14-2014
16	Peyton Manning, G16-2003/G15-2004
13	Peyton Manning, G1-13-2000
13	Peyton Manning, G15-16-2000/G11-2001

## MOST CONSC. GAMES PASSING TDS (ROOKIE)

13	Peyton Manning, G4-16, 1998
7	Andrew Luck, G10-16, 2012
4	Bert Jones, G1-4, 1973
4	Jack Trudeau, G4-7, 1986
4	Jeff George, G9-12, 1990
4	Andrew Luck, G1-4, 2012

## MOST CONSC. GAMES 2+ TD PASSES

13	Peyton Manning, G1-13, 2004
12	John Unitas, G1-12, 1959
8	Peyton Manning, G6-13, 2005
8	Andrew Luck, G4-11, 2018
8	Andrew Luck, G10-16 2016/G2 2018
7	John Unitas, G4-8, 10-11, 1965
7	Peyton Manning, G10-16, 2010

## HIGHEST TD PCT. (CAREER-1000 ATT)

5.62	John Unitas, 1956-72
5.53	Peyton Manning, 1998-11
5.19	Andrew Luck, 2012-18
4.95	Bert Jones, 1973-81
3.98	Jim Harbaugh, 1994-97

## HIGHEST TD PCT. (SEASON-200 ATT)

9.86	Peyton Manning, 2004
8.72	John Unitas, 1959
8.2	Earl Morrall, 1968

8.16	John Unitas, 1965
7.97	John Unitas, 1957

## HIGHEST TD PCT. (ROOKIE-SEASON-100 ATT)

4.79	Jeff George, 1990
4.55	John Unitas, 1956
4.52	Peyton Manning, 1998
4.22	George Shaw, 1955
3.7	Bert Jones, 1973

## LONGEST TOUCHDOWN PASSES

90t	Jones to Roger Carr vs. NYJ, Nov. 16, 1975
89t	Unitas to John Mackey at L.A. Rams, Oct. 30, 1966
89t	Jones to Roger Carr at Buf, Nov. 9, 1975
88t	Unitas to Tom Matte vs. Atl, Sept. 17, 1967
87t	Painter to Pierre Garcon at T.B., Oct. 3, 2011
87t	Luck to T.Y. Hilton vs. N.O., Oct. 25, 2015

## LONGEST TOUCHDOWN PASSES (ROOKIE)

84t	Trudeau to Bill Brooks at S.F., Oct. 5, 1986
82t	Shaw to Buddy Young at G.B., Oct. 8, 1955
78t	Manning to Marshall Faulk vs. N.O., Sept. 27, 1998
71t	Sorgi to Reggie Wayne at Den, Jan. 2, 2005
70t	Luck to T.Y. Hilton vs. Hou, Dec. 30, 2012

## MOST TOUCHDOWNS (CAREER)

399	Peyton Manning, 1998-11
287	John Unitas, 1956-72
171	Andrew Luck, 2012-18
122	Bert Jones, 1973-81
49	Jim Harbaugh, 1994-97

## PASSING AVERAGE

### HIGHEST AVG. PER ATTEMPT (GAME-20 ATT)

18.50	John Unitas at Atl, Nov. 12, 1967
15.67	John Unitas vs. Det, Nov. 10, 1963
15.64	John Unitas vs. Min, Dec. 8, 1963
14.65	Peyton Manning at Bal, Dec. 9, 2007

### HIGHEST AVG. PER ATTEMPT (ROOKIE-GAME-20 ATT)

12.21	John Unitas vs. L.A. Rams, Nov. 25, 1956
11.32	Jeff George vs. NYJ, Nov. 18, 1990
10.47	John Unitas at Det, Nov. 18, 1956

### HIGHEST AVG. PER ATTEMPT (SEASON-200 ATT)

9.26t	John Unitas, 1964
9.18t	John Unitas, 1968
9.17t	Peyton Manning, 2004
9.05t	Bert Jones, 1976

### HIGHEST AVG. PER ATTEMPT (ROOKIE-SEASON-100 ATT)

7.57	John Unitas, 1956
6.98	Andrew Luck, 2012
6.95	Chris Chandler, 1988
6.69	George Shaw, 1955
6.50	Peyton Manning, 1998

### HIGHEST AVG. PER ATTEMPT (CAREER-1,000 ATT)

7.78	John Unitas, 1956-72
7.60	Peyton Manning, 1998-11
7.19	Andrew Luck, 2012-18
7.17	Bert Jones, 1973-81
7.08	Jim Harbaugh, 1994-97

### HIGHEST AVG. PER COMP (GAME-20 ATT)

22.25	John Unitas vs. S.F., Nov. 26, 1960
22.12	John Unitas vs. Det, Nov. 10, 1963
21.93	John Unitas vs. Chi, Oct. 2, 1960
21.86	Bert Jones at Buf, Nov. 9, 1975
21.85	John Unitas vs. Min, Oct. 1, 1961

### HIGHEST AVG. PER COMP (ROOKIE-GAME-20 ATT)

18.47	John Unitas at Det, Nov. 18, 1956
17.79	Jeff George vs. NYJ, Nov. 18, 1990
17.67	Jeff George at N.E., Nov. 11, 1990
16.67	George Shaw vs. S.F., Nov. 27, 1955
16.29	Andrew Luck at Det, Dec. 2, 2012

# REGULAR INDIVIDUAL



## HIGHEST AVG. PER COMP (SEASON-200 ATT)

17.87	John Unitas, 1964
16.31	John Unitas, 1960
15.98	Earl Morrall, 1968
15.43	John Unitas, 1965
15.02	John Unitas, 1959

## HIGHEST AVG. PER COMP (ROOKIE-SEASON-100 ATT)

13.62	John Unitas, 1956
13.33	George Shaw, 1955
12.90	Andrew Luck, 2012
12.55	Chris Chandler, 1988
12.53	Bert Jones, 1973

## HIGHEST AVG. PER COMP (CAREER-1,000 ATT)

14.22	John Unitas, 1956-72
12.78	Bert Jones, 1973-81
12.45	Mike Pagel, 1982-85
11.88	Jack Trudeau, 1986-93
11.83	Andrew Luck, 2012-18

## INTERCEPTIONS

### MOST INTERCEPTIONS (GAME)

6	Peyton Manning at S.D., Nov. 11, 2007
5	Fred Enke at G.B., Oct. 18, 1953
5	Fred Enke at Det. Nov. 17, 1953
5	John Unitas vs. S.F., Nov. 26, 1960
5	John Unitas at G.B., Oct. 8, 1961
5	John Unitas at Det. Nov. 20, 1966
5	John Unitas vs. Chi. Nov. 29, 1970
5	Bill Troup vs. Mia, Sept. 10, 1978

### MOST INTERCEPTIONS (ROOKIE-GAME)

4	George Shaw vs. G.B., Oct. 29, 1955
4	Bert Jones vs. NYJ, Sept. 23, 1973
4	Bert Jones vs. N.O., Sept. 30, 1973
4	Mike Kirkland at Mia, Oct. 29, 1978
4	Jack Trudeau vs. N.E., Nov. 9, 1986
4	Jack Trudeau at NYJ, Nov. 16, 1986
4	Jeff George vs. N.E., Sept. 16, 1990

### MOST INTERCEPTIONS (SEASON-200 ATT)

28	Peyton Manning, 1998
24	John Unitas, 1960
24	John Unitas, 1961
24	John Unitas, 1966
23	John Unitas, 1962
23	Peyton Manning, 2001

### MOST INTERCEPTIONS (ROOKIE-SEASON-100 ATT)

28	Peyton Manning, 1998
19	George Shaw, 1955
18	Jack Trudeau, 1986
18	Andrew Luck, 2012
13	Jeff George, 1990

### MOST INTERCEPTIONS (CAREER)

246	John Unitas, 1956-72
198	Peyton Manning, 1998-11
97	Bert Jones, 1973-81
83	Andrew Luck, 2012-18
62	Jack Trudeau, 1986-93

### FEWEST INTERCEPTIONS (SEASON-200 ATT)

4	Jim Harbaugh, 1997 (309)
5	Matt Hasselbeck, 2015 (256)
5	Jim Harbaugh, 1995 (314)
6	Jacoby Brissett, 2019 (447)
6	John Unitas, 1964 (305)
6	Marty Domres, 1972 (222)
6	Jack Trudeau, 1987 (229)
6	Jeff George, 1993 (407)
6	Jim Harbaugh, 1994 (202)

### FEWEST INTERCEPTIONS (ROOKIE-SEASON-100 ATT)

7	Mike Pagel, 1982 (221)
10	John Unitas, 1956 (198)
12	Bert Jones, 1973 (108)

12	Chris Chandler, 1988 (233)
13	Jeff George, 1990 (334)

## LOWEST INTERCEPTION PCT. (SEASON-200 ATT)

1.29	Jim Harbaugh, 1997
<b>1.3</b>	<b>Jacoby Brissett, 2019</b>
1.48	Jeff George, 1993
<b>1.49</b>	<b>Jacoby Brissett, 2017</b>
1.58	Andrew Luck, 2013

## LOWEST INTERCEPTION PCT. (ROOKIE-SEASON-100 ATT)

2.87	Andrew Luck, 2012
3.17	Mike Pagel, 1982
3.89	Jeff George, 1990
4.32	Jack Trudeau, 1986
4.87	Peyton Manning, 1998

## LOWEST INTERCEPTION PCT. (CAREER-1,000 ATT)

2.1	Jim Harbaugh, 1994-97
2.5	Andrew Luck, 2012-18
2.7	Peyton Manning, 1998-11
3.0	Jeff George, 1990-93
3.9	Bert Jones, 1973-81

## MOST CONSC. PASSES WITHOUT INTERCEPTION (CAREER)

202	Jeff George, G10-16, 1993
190	Peyton Manning, G13-16, 2006/G2, 2007
179	Jim Harbaugh, G3-9, 1996
179	Jim Harbaugh, G6-7, 12-16, 1997
<b>167</b>	<b>Jacoby Brissett, G12-12, 2017/G2-14, 2019</b>
165	Peyton Manning, G16, 2009/G1-4, 2010
165	Andrew Luck, G13-16, 2012/G1-2, 2013

## PASSER RATING

### HIGHEST RATING (SEASON-200 ATT)

121.1	Peyton Manning, 2004
104.1	Peyton Manning, 2005
102.5	Bert Jones, 1976
101.0	Peyton Manning, 2006
100.7	Jim Harbaugh, 1995

### HIGHEST RATING (ROOKIE-SEASON-100 ATT)

76.5	Andrew Luck, 2012
74.0	John Unitas, 1956
73.8	Jeff George, 1990
71.2	Peyton Manning, 1998
67.2	Chris Chandler, 1988

### HIGHEST RATING (CAREER-1,000 ATT)

94.9	Peyton Manning, 1998-11
89.5	Andrew Luck, 2012-18
86.6	Jim Harbaugh, 1994-97
78.8	John Unitas, 1956-72
78.8	Bert Jones, 1973-81

## RECEIVING

### RECEPTIONS

#### MOST RECEPTIONS (GAME)

15	Reggie Wayne at Jax, Oct. 3, 2010
14	Marvin Harrison at Cle, Dec. 26, 1999
14	Marvin Harrison vs. Dal, Nov. 17, 2002
14	Dallas Clark vs. Hou, Nov. 8, 2009
14	Reggie Wayne vs. Dal, Dec. 5, 2010

#### MOST RECEPTIONS (ROOKIE-GAME)

11	Randy McMillan vs. NYJ, Nov. 8, 1981
9	Randy McMillan at Mia, Nov. 1, 1981
9	Bill Brooks at NYJ, Nov. 16, 1986
<b>9</b>	<b>Nyheim Hines vs. Hou., Sept. 30, 2018</b>
8	Sean Dawkins vs. Dal, Oct. 10, 1993
8	Marshall Faulk vs. Was, Oct. 23, 1994
8	Austin Collie at Ten, Oct. 11, 2009

#### MOST CONSC. GAMES WITH RECEPTION

190	Marvin Harrison, G1-1996/G16-2008
134	Reggie Wayne, G1-2006/G16-2014
77	Marshall Faulk, G1-1994/G16-1998

# REGULAR INDIVIDUAL



72	<b>T.Y. Hilton, G1-2015/G16-2019</b>
64	Dallas Clark, G1-2006/G6-2010
62	Jessie Hester, G3-1990/G16-1993

## **MOST GAMES 10+ RECEPTIONS (SEASON)**

6	Marvin Harrison, 2002
3	Raymond Berry, 1960
3	Joe Washington, 1979
3	Marvin Harrison, 2000
3	Reggie Wayne (3), 2007, 2009-10

## **MOST RECEPTIONS (SEASON)**

143	Marvin Harrison, 2002
115	Marvin Harrison, 1999
111	Reggie Wayne, 2010
109	Marvin Harrison, 2001
106	Reggie Wayne, 2012

## **MOST RECEPTIONS (ROOKIE)**

65	Bill Brooks, 1986
64	Marvin Harrison, 1996
<b>63</b>	<b>Nyheim Hines, 2018</b>
62	Edgerrin James, 1999
60	Austin Collie, 2009
52	Andre Rison, 1989

## **MOST SEASONS LEADING TEAM**

9	Marvin Harrison, 1996-97, 1999-04, 2006
8	Raymond Berry, 1957-61, 1964-66
7	Reggie Wayne, 2005, 2007-08, 2009*-12

## **6 T.Y. Hilton, 2013-16, 2018-19**

4	Lydell Mitchell, 1974-77
4	Bill Brooks, 1987-89, 1991

\*= Tied for Team Lead

## **MOST CONSC. SEASONS LEADING TEAM**

6	Marvin Harrison, 1999-04
6	Reggie Wayne, 2007-08, 2009*-12
5	Raymond Berry, 1957-61
4	Lydell Mitchell, 1974-77

## **4 T.Y. Hilton, 2013-16**

\*= Tied for Team Lead

## **MOST SEASONS 50+ RECEPTIONS**

12	Marvin Harrison, 1996-06, 2008
11	Reggie Wayne, 2003-12, 2014
7	Raymond Berry, 1958-62, 1965-66

## **7 T.Y. Hilton, 2012-18**

6	Bill Brooks, 1986-91
5	Edgerrin James, 1999-00, 2002-04

## **CONSC. SEASONS 50+ RECEPTIONS**

11	Marvin Harrison, 1996-06
10	Reggie Wayne, 2003-12
<b>7</b>	<b>T.Y. Hilton, 2012-18</b>
6	Bill Brooks, 1986-91
5	Raymond Berry, 1958-62

## **MOST RECEPTIONS 2 PLAYERS (SEASON)**

204	Harrison (143)/James (61), 2002
200	Clark (100)/Wayne (100), 2009
181	Harrison (95)/Wayne (86), 2006
178	Wayne (111)/Garcon (67)/Tammie (67), 2010
177	Harrison (115)/James (62), 1999

## **MOST RECEPTIONS 3 PLAYERS (SEASON)**

260	Clark (100)/Wayne (100)/Collie (60), 2009
253	Harrison (143)/James (61)/Wayne (49), 2002
245	Wayne (111)/Garcon (67)/Tammie (67), 2010
231	Harrison (86)/Wayne (77)/Stokley (68), 2004
221	Harrison (95)/Wayne (86)/Addai (40), 2006

## **TRIO OF 50+ SEASONAL RECEIVERS**

Brooks (63)/Rison (52)/Bentley (52), 1989
Bentley (71)/Brooks (62)/Hester (54), 1990
Langhorne (85)/Hester (64)/Johnson (55), 1993
Turner (52)/Faulk (52)/Dawkins (51), 1994
Harrison (64)/Faulk (56)/Dawkins (54), 1996
Faulk (86)/Harrison (59)/Pathon (50), 1998
Harrison (102)/James (63)/Pathon (50), 2000

Harrison (94)/Wayne (68)/James (51), 2003
---

Harrison (86)/Wayne (77)/Stokley (68)/James (51), 2004
--

Wayne (82)/Clark (77)/Harrison (60)/Gonzalez (57), 2008
---

Clark (100)/Wayne (100)/Collie (60)/Addai (51), 2009
--

Wayne (111)/Garcon (67)/Tammie (67)/Collie (58), 2010
---

Wayne (106)/Avery (60)/ <b>Hilton (50)</b> , 2012
---

<b>Hilton (82)</b> /Wayne (64)/Fleener (51), 2014
---

<b>Hilton (69)</b> /Moncrief (64)/Fleener (54), 2015
--

<b>Hilton (76)</b> /Ebron (66)/ <b>Hines (63)</b> /Rogers (53) 2018
---

## **MOST GAMES WITH RECEPTIONS (CAREER)**

205	Reggie Wayne, 2001-14
190	Marvin Harrison, 1996-08
142	Raymond Berry, 1955-67
116	Lenny Moore, 1956-67
113	Don McCauley, 1971-81

## **MOST GAMES 10+ RECEPTIONS (CAREER)**

16	Marvin Harrison, 1996-08
15	Reggie Wayne, 2001-14
11	Raymond Berry, 1955-67
3	Don McCauley, 1971-81
3	Lydell Mitchell, 1972-77
3	Joe Washington, 1978-80
3	Anthony Johnson, 1990-93
3	Dallas Clark, 2003-11

## **3 T.Y. Hilton, 2012-18**

## **MOST RECEPTIONS (CAREER)**

1,102	Marvin Harrison, 1996-08
1,070	Reggie Wayne, 2001-14
631	Raymond Berry, 1955-67

## **552 T.Y. Hilton, 2012-19**

427	Dallas Clark, 2003-11
-----	-----------------------

## **RECEIVING YARDS**

### **MOST YARDS (GAME)**

224	Raymond Berry at Was, Nov. 10, 1957
<b>223</b>	<b>T.Y. Hilton at Hou, Oct. 9, 2014</b>
212	Reggie Wayne vs. G.B., Oct. 7, 2012
210	Roger Carr at NYJ, Oct. 24, 1976
203	Reggie Langhorne at Was, Nov. 7, 1993
200	Reggie Wayne vs. Dal, Dec. 5, 2010

### **MOST YARDS (ROOKIE-GAME)**

177	Bill Brooks at NYJ, Nov. 16, 1986
144	John Mackey vs. Min, Dec. 8, 1963
135	Andre Rison vs. Cle, Dec. 10, 1989
134	(4 times) Last: Donte Moncrief vs. Was, Nov. 30, 2014

### **MOST 100+ GAMES (SEASON)**

10	Marvin Harrison, 2002
9	Marvin Harrison, 1999
8	Marvin Harrison, 2000
7	Raymond Berry, 1960
6	Marvin Harrison (4), 2001, 2003, 2005-06
6	Reggie Wayne, 2007

## **6 T.Y. Hilton, 2014**

## **6 T.Y. Hilton, 2016**

### **MOST 100+ GAMES (ROOKIE)**

<b>5</b>	<b>T.Y. Hilton, 2012</b>
3	Andre Rison, 1989
2	Ray Perkins, 1967
2	Bill Brooks, 1986
2	Marvin Harrison, 1996
2	Anthony Gonzalez, 2007
2	Donte Moncrief, 2014

### **MOST 100+ GAMES (CAREER)**

59	Marvin Harrison, 1996-08
43	Reggie Wayne, 2001-14
<b>33</b>	<b>T.Y. Hilton, 2012-18</b>
23	Raymond Berry, 1955-67
18	Jimmy Orr, 1961-70

### **MOST CONSC. 100+ GAMES**

6	Raymond Berry, G5-10, 1960
---	----------------------------

# REGULAR INDIVIDUAL



- 4 Marvin Harrison, G12-15, 1999
- 4 Marvin Harrison, G5-8, 2000
- 4 Marvin Harrison, G2-5, 2002
- 4 Marvin Harrison, G9-12, 2002
- 4 Marvin Harrison, G4-7, 2003

## MOST YARDS (SEASON)

- 1,722 Marvin Harrison, 2002
- 1,663 Marvin Harrison, 1999
- 1,524 Marvin Harrison, 2001
- 1,510 Reggie Wayne, 2007

**1,448 T.Y. Hilton, 2016**

## MOST YARDS (ROOKIE)

- 1,131 Bill Brooks, 1986
- 861 T.Y. Hilton, 2012**
- 836 Marvin Harrison, 1996
- 820 Andre Rison, 1989
- 726 John Mackey, 1963

## 1,000-YARD SEASONS

- 8 Marvin Harrison, 1996-2008
- 8 Reggie Wayne, 2001-14
- 5 T.Y. Hilton, 2012-18**
- 1 Raymond Berry, 1955-67
- 1 Roger Carr, 1974-81
- 1 Bill Brooks, 1986-92
- 1 Reggie Langhorne, 1992-93
- 1 Brandon Stokley, 2003-06
- 1 Dallas Clark, 2003-11

## MOST SEASONS LEADING TEAM

- 9 Marvin Harrison, 1996-97, 1999-03, 2005-06
- 7 Reggie Wayne, 2004, 2007-12

**6 T.Y. Hilton, 2013-18**

- 5 Jimmy Orr, 1962-65, 1968
- 5 Bill Brooks, 1986-89, 1991

## MOST CONSC. SEASONS LEADING TEAM

- 6 Reggie Wayne, 2007-12

**6 T.Y. Hilton, 2013-18**

- 5 Marvin Harrison, 1999-03
- 4 Jimmy Orr, 1962-65
- 4 Bill Brooks, 1986-89

## MOST YARDS (CAREER)

- 14,580 Marvin Harrison, 1996-08
- 14,345 Reggie Wayne, 2001-14
- 9,275 Raymond Berry, 1955-67

**8,598 T.Y. Hilton, 2012-19**

- 6,039 Lenny Moore, 1956-67

## RECEIVING TOUCHDOWNS

### MOST TOUCHDOWNS (GAME)

- 3 Jim Mutscheller at G.B. Oct. 13, 1957
- 3 Raymond Berry at Dal, Oct. 30, 1960
- 3 Raymond Berry vs. G.B., Nov. 6, 1960
- 3 Lenny Moore vs. Min, Oct. 1, 1961
- 3 Jimmy Orr vs. Was, Dec. 8, 1962
- 3 Jimmy Orr vs. L.A. Rams, Oct. 4, 1964
- 3 Roger Carr vs. Cin, Sept. 19, 1976
- 3 Marvin Harrison at K.C., Dec. 15, 1996
- 3 Ken Dilger vs. Mia, Dec. 14, 1997
- 3 Marvin Harrison at S.F., Oct. 18, 1998
- 3 Marvin Harrison at N.E., Sept. 19, 1999
- 3 Marvin Harrison vs. Min, Dec. 24, 2000
- 3 Marvin Harrison vs. Buf, Sept. 23, 2001
- 3 Marvin Harrison vs. Mia, Nov. 11, 2001
- 3 Marvin Harrison at N.O., Sept. 28, 2003
- 3 Brandon Stokley at Det, Nov. 25, 2004
- 3 Marvin Harrison at Det, Nov. 25, 2004
- 3 Reggie Wayne at Den, Oct. 29, 2006
- 3 Marvin Harrison vs. Cin, Dec. 18, 2006
- 3 Dallas Clark vs. Den, Dec. 13, 2009
- 3 T.Y. Hilton at Hou, Nov. 3, 2013**
- 3 Dwayne Allen at NYJ, Dec. 5, 2016

## MOST TOUCHDOWNS (ROOKIE-GAME)

- 3 Marvin Harrison at K.C., Dec. 15, 1996
- 2 John Mackey vs. Min, Dec. 9, 1963
- 2 Ray Perkins vs. S.F., Oct. 1, 1967
- 2 Marshall Johnson at NYJ, Oct. 26, 1975
- 2 Bill Brooks at Hou, Nov. 23, 1986
- 2 Anthony Gonzalez at Bal, Dec. 9, 2007
- 2 Austin Collie at Ten, Oct. 11, 2009
- 2 Blair White at N.E., Nov. 21, 2010
- 2 T.Y. Hilton at N.E., Nov. 18, 2012**
- 2 Da'Rick Rogers at Cin, Dec. 8, 2013
- 2 Donte Moncrief vs. Was, Nov. 30, 2014
- 2 Nyheim Hines vs. Hou, Sept. 30, 2018**

## MOST GAMES WITH TOUCHDOWNS (SEASON)

- 11 Marvin Harrison, 2004
- 10 Raymond Berry, 1959
- 10 Marvin Harrison, 2000
- 10 Eric Ebron, 2018
- 10 Reggie Wayne, 2004
- 9 Marvin Harrison (2), 2001, 05
- 9 Reggie Wayne (2), 2007, 09

## MOST GAMES WITH TOUCHDOWNS (CAREER)

- 90 Marvin Harrison, 1996-08
- 73 Reggie Wayne, 2001-14
- 56 Raymond Berry, 1955-67
- 39 Lenny Moore, 1956-67
- 38 Dallas Clark, 2003-11

## MOST CONSC. GAMES RECEIVING TDS

- 7 Raymond Berry, G8-12-1959/G2-1960
- 5 Jim Mutscheller, G12-1956/G4-1957
- 5 Jim Mutscheller, G11-12-1958/G3-1959
- 5 Raymond Berry, G10-11-1958/G3-1959
- 5 Jimmy Orr, G12-14-1962/G2-1963
- 5 Raymond Berry, G5-9, 1965
- 5 Marvin Harrison, G10-14, 2004
- 5 Dallas Clark, G2-6, 2007
- 5 Reggie Wayne, G3-7, 2009
- 5 Donte Moncrief, G8-12, 2016

## MOST TOUCHDOWNS (SEASON)

- 15 Marvin Harrison (2), 2001, 2004
- 14 Marvin Harrison, 2000
- 14 Raymond Berry, 1959
- 13 Eric Ebron, 2018
- 12 Marvin Harrison (3), 1999, 2005-06
- 12 Reggie Wayne, 2004

## MOST TOUCHDOWNS (ROOKIE)

- 8 Bill Brooks, 1986
- 8 Marvin Harrison, 1996
- 7 John Mackey, 1963
- 7 Austin Collie, 2009
- 7 T.Y. Hilton, 2012**

## MOST SEASONS LEADING TEAM

- 11 Marvin Harrison, 1996-97, 1998\*, 1999-06
- 4 Raymond Berry, 1958-60, 1964\*
- 4 Glenn Doughty, 1973\*, 1974\*, 1975\*, 1977\*

\*= Tied for Team Lead

## MOST CONSC. SEASONS LEADING TEAM

- 11 Marvin Harrison, 1996-97, 98\*, 1999-06
- 3 Glenn Doughty, 1973\*, 1974\*, 1975\*
- 3 Raymond Berry, 1958-60
- 3 Jim Mutscheller 1955-57
- 3 Willie Richardson, 1967-68, 1969\*
- 3 Dallas Clark, 2007, 2008\*, 2009\*

\*= Tied for Team Lead

## LONGEST TOUCHDOWN RECEPTIONS

- 90t Carr from Jones vs. NYJ, Nov. 16, 1975
- 89t Mackey from Unitas at LA Rams, Oct. 30, 1966
- 89t Carr from Jones at Buf, Nov. 9, 1975
- 88t Matte from Unitas vs. Atl, Sept. 17, 1967
- 87t Garcon from Painter at T.B., Oct. 3, 2011

# REGULAR INDIVIDUAL



87t Hilton from Luck vs. N.O., Oct. 25, 2015

## LONGEST TOUCHDOWN RECEPTIONS (ROOKIE)

85t	Faulk from Jim Harbaugh vs. Was., Oct. 23, 1994
84t	Brooks from Jack Trudeau at S.F., Oct. 5, 1986
80t	Wilkins from Peyton Manning at Phi., Nov. 21, 1999
79t	Moncrief from Andrew Luck vs. Was., Nov. 30, 2014
78t	Womble from Garry Kerkerian vs. S.F., Nov. 28, 1954

## MOST TOUCHDOWNS (CAREER)

128	Marvin Harrison, 1996-08
82	Reggie Wayne, 2001-14
68	Raymond Berry, 1955-67
50	Jimmy Orr, 1961-70
48	Lenny Moore, 1956-67

## RECEIVING AVERAGE

### HIGHEST AVERAGE (GAME-3 REC)

48.8	Raymond Berry at Dal., Oct. 30, 1960
44.7	Donte Moncrief vs. Was., Nov. 30, 2014
42.0	Roger Carr at NYJ, Oct. 24, 1976
42.0	Marcus Pollard at N.O., Nov. 18, 2001
40.0	Torrance Small at Sea, Dec. 20, 1998

### HIGHEST AVERAGE (ROOKIE-GAME-3 REC)

44.7	Donte Moncrief vs. Was., Nov. 30, 2014
35.0	Marshall Johnson at NYJ, Oct. 26, 1975
28.8	John Mackey vs. Min., Dec. 8, 1963
28.3	Royce Womble vs. S.F., Nov. 22, 1954

### 28.3 T.Y. Hilton vs. Jax, Sept. 23, 2012

### HIGHEST AVERAGE (SEASON-30 REC)

25.9	Roger Carr, 1976
21.7	Jimmy Orr, 1964
21.0	Roger Carr, 1978
20.8	Lenny Moore, 1960
20.7	John Mackey, 1963

### HIGHEST AVERAGE (ROOKIE-30 REC)

20.7	John Mackey, 1963
17.4	Bill Brooks, 1986
17.2	T.Y. Hilton, 2012
16.9	Ray Butler, 1980
15.8	Andre Rison, 1989

### HIGHEST AVERAGE (CAREER-100 REC)

19.3	Jimmy Orr, 1961-70
18.8	Roger Carr, 1974-81
17.1	Ray Butler, 1980-85
16.8	Jim Mutscheller, 1954-61
16.6	Lenny Moore, 1956-67

## PUNT RETURNS

### GAME

#### MOST (GAME)

9	Nesby Glasgow at K.C., Sept. 2, 1979
8	Howard Stevens vs. T.B., Oct. 3, 1976
7	Alvin Haymond vs. Det., Oct. 10, 1965
7	Alvin Haymond vs. L.A. Rams, Nov. 27, 1966
7	Larry Anderson vs. Den., Sept. 11, 1983
7	Robbie Martin at S.F., Oct. 5, 1986

#### MOST (ROOKIE-GAME)

9	Nesby Glasgow at K.C., Sept. 2, 1979
6	Bruce Laird vs. Buf., Dec. 3, 1972

#### MOST YARDS (GAME)

195	Nyheim Hines vs. Car, Dec. 22, 2019
148	Carl Taseff at G.B., Oct. 14, 1956
141	Ray Buchanan vs. S.D., Nov. 3, 1996
124	Clarence Verdin at N.E., Nov. 11, 1990
111	T.Y. Hilton, vs. Buf, Nov. 25, 2012
110	Ron Gardin vs. Mia, Nov. 1, 1970

#### MOST YARDS (GAME-ROOKIE)

111	T.Y. Hilton vs. Buf, Nov. 25, 2012
110	Ron Gardin vs. Mia, Nov. 1, 1970
107	Dewell Brewer vs. Mia, Dec. 18, 1994

102 Marvin Harrison at NYJ, Sept. 8, 1996

87 Leonard Dunlap vs. NYJ, Sept. 19, 1971

## HIGHEST AVERAGE (GAME-2 MIN)

### 65.0 Nyheim Hines vs. Car, Dec. 22, 2019

47.0	T.J. Rushing at Oak, Dec. 16, 2007
37.0	Ron Gardin vs. NYJ, Sept. 19, 1971
37.0	Carl Taseff at G.B., Oct. 14, 1956
36.7	*Ron Gardin vs. Mia, Nov. 1, 1970
32.3	Clarence Verdin at Mia, Oct. 25, 1992
	*= Rookie

## MOST FAIR CATCHES (GAME)

6	Griff Whalen vs. Cin., Oct. 19, 2014
6	Griff Whalen vs. Jax, Oct. 5, 2015
5	*T.Y. Hilton vs. G.B., Oct. 7, 2012
4	Timmy Brown at NYG, Nov. 2, 1968
4	*Ron Gardin at Mia, Nov. 22, 1970
4	*Marvin Harrison at Buf, Oct. 6, 1996
4	*Brad Pyatt vs. Hou, Oct. 26, 2003
4	Griff Whalen at Ten, Sept. 27, 2015
4	Chester Rogers vs. Buf, Oct. 21, 2018
	*= Rookie

## LONGEST TOUCHDOWN RETURN

90t	Carl Taseff at G.B., Oct. 14, 1956
90t	T.J. Rushing at Oak, Dec. 16, 2007
84t	Nyheim Hines vs. Car, Dec. 22, 2019
84t	Clarence Verdin at Mia, Oct. 25, 1992
82t	Ray Buchanan vs. S.D., Nov. 3, 1996
82t	Terrence Wilkins vs. Jax, Sept. 24, 2006

## SEASON

### MOST (SEASON)

44	*Nesby Glasgow, 1979
42	*Dewell Brewer, 1994
41	Alvin Haymond, 1965
41	*Terrence Wilkins, 1999
40	Alvin Haymond, 1966
40	Robbie Martin, 1985
	*= Rookie

### MOST YARDAGE (SEASON)

443	Robbie Martin, 1985
403	Alvin Haymond, 1965
396	Howard Stevens, 1975
396	Clarence Verdin, 1990
388	*Terrence Wilkins, 1999
	*= Rookie

### HIGHEST AVERAGE (SEASON-14 MIN)

13.1	T.J. Rushing, 2007
12.9	Clarence Verdin, 1989
12.8	Clarence Verdin, 1990
12.6	Wendell Harris, 1964
11.8	Ron Gardin, 1970

### HIGHEST AVERAGE (ROOKIE-14 MIN)

11.8	Ron Gardin, 1970
11.5	T.Y. Hilton, 2012
10.0	Jerry Logan, 1963
9.8	Marvin Harrison, 1996
9.5	Terrence Wilkins, 1999

### MOST FAIR CATCHES (SEASON)

28	Chester Rogers, 2018
25	Troy Walters, 2005
22	T.J. Rushing, 2009
20	*Ron Gardin, 1970
20	Rick Volk, 1971
18	*T.Y. Hilton, 2012
18	Griff Whalen, 2015
	*= Rookie

### MOST TOUCHDOWNS (SEASON)

2	Nyheim Hines, 2019
2	Clarence Verdin, 1992

# REGULAR INDIVIDUAL



## CAREER

### PUNT RETURNS MOST (CAREER)

155	Clarence Verdin, 1988-93
119	Terrence Wilkins, 1999-01, 2003, 2006
112	Carl Taseff, 1953-61
109	Howard Stevens, 1975-77
108	Alvin Haymond, 1964-67

### MOST YARDAGE (CAREER)

1,537	Clarence Verdin, 1988-93
1,065	Terrence Wilkins, 1999-01, 2003, 2006
1,012	Howard Stevens, 1975-77
911	Alvin Haymond, 1964-67
826	Carl Taseff, 1953-61

### HIGHEST AVERAGE (CAREER-30 MIN)

13.5	Ron Gardin, 1970-71
9.9	Clarence Verdin, 1988-93

### 9.8 T.Y. Hilton, 2012-19

9.7	Robbie Martin, 1985-86
9.3	Howard Stevens, 1975-77

### MOST FAIR CATCHES (CAREER)

55	Rick Volk, 1967-75
54	Clarence Verdin, 1988-93
53	Troy Walters, 2002-05
47	Terrence Wilkins, 1999-01, 2003, 2006
45	Chester Rogers, 2016-18
42	Griff Whalen, 2013-15

### MOST TOUCHDOWNS (CAREER)

4	Clarence Verdin, 1988-93
3	Terrence Wilkins, 1999-01, 03, 06
2	<b>Nyheim Hines, 2018-19</b>
2	Carl Taseff, 1953-62
1	Brewer/Gardin/Glasgow/ <b>Hilton</b> /Logan/Martin/Rushing

## PLAYS FROM SCRIMMAGE

### ATTEMPTS

#### MOST ATTEMPTS (GAME)

42	Lydell Mitchell at NYJ, Oct. 20, 1974
42	Edgerrin James vs. NYJ, Nov. 16, 2003
39	Eric Dickerson vs. Buf, Dec. 18, 1988
39	Edgerrin James at Sea, Oct. 15, 2000
39	Edgerrin James at Jax, Dec. 11, 2005

#### MOST ATTEMPTS (ROOKIE-GAME)

38	Dominic Rhodes at Buf, Nov. 4, 2001
34	Edgerrin James vs. Dal, Oct. 31, 1999
33	Rodney Culver at N.E., Dec. 6, 1992
33	Edgerrin James at N.E., Sept. 19, 1999
33	Dominic Rhodes vs. S.F., Nov. 25, 2001
33	Dominic Rhodes vs. Den, Jan. 6, 2002
33	Kenton Keith vs. T.B., Oct. 7, 2007

#### MOST ATTEMPTS (SEASON)

450	Edgerrin James, 2000
431	Edgerrin James, 1999
424	Eric Dickerson, 1988
410	Marshall Faulk, 1998
404	Edgerrin James, 2005

#### MOST ATTEMPTS (ROOKIE)

431	Edgerrin James, 1999
366	Marshall Faulk, 1994
267	Dominic Rhodes, 2001
266	Joseph Addai, 2006
240	Alan Ameche, 1955

#### MOST SEASONS 200+ ATTEMPTS

6	Edgerrin James, 1999-00, 2002-05
5	Lydell Mitchell, 1973-77
5	Marshall Faulk, 1994-98
4	Eric Dickerson, 1987-89, 1991
3	Tom Matte, 1968-69, 1971
3	Curtis Dickey, 1980-81, 1983

3	Randy McMillan, 1983, 1985-86
3	Joseph Addai, 2006-07, 2009
3	Frank Gore, 2015-17

### CONSC. SEASONS 200+ ATTEMPTS

5	Lydell Mitchell, 1973-77
5	Marshall Faulk, 1994-98
4	Edgerrin James, 2002-05
3	Eric Dickerson, 1987-89
3	Frank Gore, 2015-17
2	Addai/Ameche/Dickey/James/Matte/McMillan/Washington

### MOST ATTEMPTS (CAREER)

2544	Edgerrin James, 1999-05
1689	Lydell Mitchell, 1972-77
1686	Marshall Faulk, 1994-98
1449	Tom Matte, 1961-72
1431	Lenny Moore, 1956-67

### YARDS

#### MOST YARDS (GAME)

267	Marshall Faulk at Bal, Nov. 29, 1998
240	Anthony Johnson vs. N.E., Nov. 15, 1992
229	Eric Dickerson vs. T.B., Dec. 27, 1987
228	Edgerrin James at Sea, Oct. 15, 2000
226	Joseph Addai vs. N.E., Nov. 4, 2007

#### MOST YARDS (ROOKIE-GAME)

213	Marshall Faulk vs. Was, Oct. 23, 1994
212	Lenny Moore vs. G.B., Oct. 28, 1956
209	Edgerrin James vs. Dal, Oct. 31, 1999
208	Joseph Addai vs. Phi, Nov. 26, 2006
199	Edgerrin James vs. K.C., Nov. 7, 1999
199	Edgerrin James at Phi, Nov. 21, 1999

#### MOST 100+ GAMES (SEASON)

15	Edgerrin James, 2000
13	Marshall Faulk, 1998
13	Edgerrin James, 2004
13	Edgerrin James, 2005
12	Edgerrin James, 1999

#### MOST 100+ GAMES (ROOKIE)

12	Edgerrin James, 1999
9	Marshall Faulk, 1994
6	Joseph Addai, 2006
5	Dominic Rhodes, 2001

### 5 T.Y. Hilton, 2012

#### MOST CONSC. 100+ GAMES

16	Lydell Mitchell, G8-14-1975/G1-Sep.1, 1976
13	Edgerrin James, G1-13, 2005
12	Edgerrin James, G1-12, 2000
10	Edgerrin James, G4-13, 2004
9	Marshall Faulk, G6-14, 1998
9	Edgerrin James, G7-15, 1999

#### MOST CONSC. 100+ GAMES (ROOKIE)

9	Edgerrin James, G7-15, 1999
3	Marshall Faulk, G8-10, 1994
3	Tony Loric, G7-9, 1964

#### 2 Addai/Ameche/Brooks/Harrison/McMillan/Moore/Rhodes

#### MOST 100+ GAMES (CAREER)

75	Edgerrin James, 1999-05
59	Marvin Harrison, 1996-07
47	Lenny Moore, 1956-67
43	Reggie Wayne, 2001-14
42	Lydell Mitchell, 1972-77

#### MOST 150+ GAMES (SEASON)

7	Edgerrin James, 2000
6	Marshall Faulk, 1998
5	Lenny Moore, 1958
5	Eric Dickerson, 1988
5	Edgerrin James, 2004

#### MOST 150+ GAMES (ROOKIE)

4	Edgerrin James, 1999
3	Marshall Faulk, 1994



# REGULAR INDIVIDUAL



3	Dominic Rhodes, 2001
2	Alan Ameche, 1955
1	Addai/Brooks/McMillan/Moore

## MOST 150+ GAMES (CAREER)

25	Edgerrin James, 1999-05
16	Lenny Moore, 1956-67
13	Marshall Faulk, 1994-98
12	Eric Dickerson, 1987-91
11	Lydell Mitchell, 1972-77

## MOST YARDS (SEASON)

2,303	Edgerrin James, 2000
2,227	Marshall Faulk, 1998
2,139	Edgerrin James, 1999
2,036	Eric Dickerson, 1988
2,031	Edgerrin James, 2004

## MOST YARDS (ROOKIE)

2,139	Edgerrin James, 1999
1,804	Marshall Faulk, 1994
1,406	Joseph Addai, 2006
1,328	Dominic Rhodes, 2001
1,136	Bill Brooks, 1986

## MOST 1,000+ SEASONS

8	Marvin Harrison, 1999-06
8	Reggie Wayne, 2004-14
6	Lenny Moore, 1957-61, 1964
6	Edgerrin James, 1999-00, 2002-05
5	Lydell Mitchell, 1973-77
5	Marshall Faulk, 1994-98

## 5 T.Y. Hilton, 2013-18

## MOST CONSC. 1,000+ SEASONS

8	Marvin Harrison, 1999-06
7	Reggie Wayne, 2004-10
5	Lenny Moore, 1957-61
5	Lydell Mitchell, 1973-77
5	Marshall Faulk, 1994-98

## MOST 1,500+ SEASONS

5	Edgerrin James, 1999-00, 2003-05
4	Marshall Faulk, 1994-95, 1997-98
3	Lydell Mitchell, 1975-77
3	Marvin Harrison, 1999, 2001-02
2	Eric Dickerson, 1988-89

## PCT. OF NET YARDAGE SEASONAL LEADERS

43.5	Marshall Faulk, 1998 (2,227-5,116)
41.8	Eric Dickerson, 1988 (2,036-4,870)
40.9	Marshall Faulk, 1994 (1,804-4,413)
38.8	Lydell Mitchell, 1977 (1,779-4,588)
38.6	Lydell Mitchell, 1975 (1,737-4,498)

## MOST YARDS (CAREER)

14,608	Marvin Harrison, 1996-08
14,345	Reggie Wayne, 2001-14
12,065	Edgerrin James, 1999-05
11,213	Lenny Moore, 1956-67
9,275	Raymond Berry, 1955-67

# SACKS

## GAME

4.5	Johnie Cooks at L.A. Raiders, Nov. 25, 1984
4	Chip Banks vs. Cle., Sept. 6, 1992
4	Duane Bickett at NYJ, Nov. 1, 1987
3.5	Duane Bickett at N.E., Dec. 6, 1992
3	(21 times) Last: <b>Denico Autry at Jax, Dec. 2, 2018</b>

## MOST (ROOKIE-GAME)

3	Vernon Maxwell vs. Den, Sept. 11, 1983
2	(13 times) Last: <b>T. Lewis, Dec. 16, 2018</b>

## SEASON

19.5	Robert Mathis, 2013
------	---------------------

16	Dwight Freene, 2004
13.5	Dwight Freene, 2009
13	Dwight Freene, 2002
12	Chad Bratzke, 1999

## MOST GAMES SACKS (SEASON)

12	Robert Mathis, 2013
11	Dwight Freene, 2009
11	Robert Mathis, 2005
10	Dwight Freene, 2002
9	Dwight Freene, 2004
9	Dwight Freene, 2005
9	Robert Mathis, 2010
9	Erik Walden, 2016

## 9 Justin Houston, 2019

## MOST GAMES MULTI-SACKS (SEASON)

7	Robert Mathis, 2013
5	Chad Bratzke, 1999
5	Dwight Freene, 2004
4	Robert Mathis, 2006
4	Robert Mathis, 2008

## MOST (ROOKIE)

13	Dwight Freene, 2002
11	Vernon Maxwell, 1983
7	<b>Darius Leonard, 2018</b>
6.5	Jonathan Newsome, 2014
6	Duane Bickett, 1985
5	Jon Hand, 1986

## CAREER

## MOST (CAREER)

123	Robert Mathis, 2003-16
107.5	Dwight Freene, 2002-12
50	Duane Bickett, 1985-93
40	Donnell Thompson, 1981-91
37	Chad Bratzke, 1999-03

## MOST GAMES SACKS (CAREER)

94	Robert Mathis, 2003-16
81	Dwight Freene, 2002-12
38	Duane Bickett, 1985-93
37	Donnell Thompson, 1982-91
32	Jon Hand, 1986-93

## MOST GAMES MULTI-SACKS (CAREER)

29	Robert Mathis, 2003-16
25	Dwight Freene, 2002-12
10	Duane Bickett, 1986-93
10	Chad Bratzke, 1999-01

# INTERCEPTIONS

## GAME

3	Bert Rechichar vs. Chi, Sept. 27, 1953
3	Tom Keane at Phi, Nov. 15, 1953
3	Tom Keane at L.A. Rams, Dec. 4, 1954
3	Gary Glick at Was, Nov. 26, 1961
3	Jerry Logan at NYJ, Oct. 18, 1970
3	Jackie Wallace at N.E., Sept. 12, 1976
3	Lyle Blackwood vs. NYJ, Nov. 20, 1977
3	Eugene Daniel vs. G.B., Oct. 27, 1985
3	Leonard Coleman vs. N.O., Oct. 12, 1986
3	Mike Prior vs. Phx, Dec. 20, 1992

## MOST (ROOKIE-GAME)

2	(15 times) Most: Milt Davis (3)/Ray Brown (3)/Bobby Boyd (2)/Last: Clint Session at S.D., Nov. 11, 2007
---	---

## MOST YARDS RETURNED (GAME)

121	*Milt Davis at Chi, Nov. 17, 1957
116	Andy Nelson vs. G.B., Nov. 2, 1958
113	Ray Buchanan at N.E., Dec. 11, 1994
107	Kelvin Hayden vs. Cin, Dec. 7, 2008
97	Eugene Daniel vs. NYJ, Oct. 29, 1995

# REGULAR INDIVIDUAL



\* = Rookie

## HIGHEST RETURN AVERAGE (GAME-2 INT)

60.5	*Milt Davis at Chi, Nov. 17, 1957
58	Andy Nelson vs. G.B., Nov. 2, 1958
56.5	Ray Buchanan at N.E., Dec. 11, 1994
53.5	Kelvin Hayden vs. Cin, Dec. 7, 2008
47.5	Dwight Lowery at Ten., Sept. 27, 2015

\* = Rookie

## LONGEST RETURN

97t	Eugene Daniel vs. NYJ, Oct. 29, 1995
94t	*Rick Volk at Chi, Oct. 8, 1967
94t	*James Burroughs at Min, Dec. 12, 1982
90t	Rick Volk at S.F., Oct. 13, 1968
90t	*Steve Emtman at Mia, Oct. 25, 1992
90t	Ray Buchanan at N.E., Dec. 11, 1994

\* = Rookie

## SEASON

### MOST (SEASON)

11	Tom Keane, 1953
10	Milt Davis, 1957
10	Lyle Blackwood, 1977
9	Bobby Boyd, 1964
9	Bobby Boyd, 1965

### MOST (ROOKIE)

10	Milt Davis, 1957
8	Ray Brown, 1958
7	Bobby Boyd, 1960
6	Rick Volk, 1967
6	Eugene Daniel, 1984

### MOST GAMES INTERCEPTIONS (SEASON)

8	Bobby Boyd, 1964
7	Tom Keane, 1953
7	Milt Davis, 1957
7	Bobby Boyd, 1962, 1965
7	Ray Buchanan, 1994

### MOST GAMES INTERCEPTIONS (ROOKIE)

7	Milt Davis, 1957
6	Eugene Daniel, 1984
5	Ray Brown, 1958
5	Bobby Boyd, 1960
5	Rick Volk, 1967

### MOST CONSC. GAMES INTERCEPTIONS (ROOKIE)

3	Milt Davis, G1-3, 1957
3	Don Shinnick, G1-3, 1957
3	Eugene Daniel, G13-15, 1984
3	<b>Malik Hooker, G2-4, 2017</b>

### MOST GAMES 2+ INTERCEPTIONS (ROOKIE)

3	Milt Davis, 1957
3	Ray Brown, 1958
2	Bobby Boyd, 1960
1	Braziel/Daniel/Eggers/Jones/Nelson/Session/Volk

### MOST YARDS RETURNED (SEASON)

225	Keith Taylor, 1989
221	Ray Buchanan, 1994
219	Milt Davis, 1957
199	Andy Nelson, 1958
185	Bobby Boyd, 1964

### MOST YARDS RETURNED (ROOKIE)

219	Milt Davis, 1957
149	Ray Brown, 1958
145	Rick Volk, 1967
132	Bobby Boyd, 1960
94	James Burroughs, 1982

### HIGHEST RETURN AVERAGE (ROOKIE-4 INT)

24.2	Rick Volk, 1967
21.9	Milt Davis, 1957

18.9	Bobby Boyd, 1960
18.6	Ray Brown, 1958

### HIGHEST RETURN AVERAGE (SEASON-4 INT)

36.5	Lyle Blackwood, 1978
32.1	Keith Taylor, 1989
32.0	Gary Brackett, 2007
31.5	Jackie Wallace, 1975
30.3	Nick Harper, 2003

### MOST TOUCHDOWNS (SEASON)

3	Ray Buchanan, 1994
2	Milt Davis*, 1957
2	Jerry Logan, 1965, 1970
2	Jackie Wallace, 1975
2	Lyle Blackwood, 1978
2	Jason Belser, 1996
2	Cato June, 2005
2	Kelvin Hayden, 2010
2	Darius Butler, 2012

\* = Rookie

## CAREER

### MOST (CAREER)

57	Bobby Boyd, 1960-68
37	Don Shinnick, 1957-68
35	Eugene Daniel, 1984-96
34	Jerry Logan, 1963-72
32	Andy Nelson, 1957-63

### MOST GAMES INTERCEPTIONS (CAREER)

48	Bobby Boyd, 1960-68
31	Jerry Logan, 1963-72
31	Eugene Daniel, 1984-96
29	Rick Volk, 1967-75
28	Don Shinnick, 1957-68

### MOST CONSC. GAMES INTERCEPTIONS (CAREER)

5	Ray Buchanan, G10-14, 1994
4	Carl Taseff, G8-11, 1958
4	Don Shinnick, G11-12-1959/G1-2-1960
4	Charlie Stukes, G2-5, 1971

### MOST GAMES 2+ INTERCEPTIONS (CAREER)

9	Bobby Boyd, 1960-68
9	Don Shinnick, 1957-68
6	Milt Davis, 1957-60
6	Andy Nelson, 1957-63
5	Stan White, 1972-79

### MOST YARDS RETURNED (CAREER)

994	Bobby Boyd, 1960-68
518	Rick Volk, 1967-75
423	Eugene Daniel, 1984-96
410	Milt Davis, 1957-60
397	Jerry Logan, 1963-72

### HIGHEST RETURN AVERAGE (CAREER-12 INT)

22.5	Jason Belser, 1992-00
22.2	Ray Buchanan, 1993-94
20.5	Gary Brackett, 2003-11
19.9	Bruce Laird, 1972-81
19.6	Lyle Blackwood, 1977-80

### MOST TOUCHDOWNS (CAREER)

5	Jerry Logan, 1963-72
4	Bobby Boyd, 1960-68
3	Milt Davis, 1957-60
3	Andy Nelson, 1957-63
3	Ray Buchanan, 1993-94
3	Eugene Daniel, 1984-96
3	Jason Belser, 1992-00
3	Kelvin Hayden, 2005-10
3	Darius Butler, 2012-17

### CONSC. GAMES WITH TOUCHDOWNS

2	Ray Buchanan, G13-14, 1994
---	----------------------------

# REGULAR INDIVIDUAL



## PUNTING

### GAME

#### MOST (GAME)

12	Chris Gardocki at Buf, Oct. 6, 1996
11	Cotton Davidson at Chi, Oct. 10, 1954
11	Joe Don Looney at S.F., Nov. 29, 1964
11	David Lee at Mia, Nov. 11, 1973
11	David Lee at N.E., Oct. 19, 1975

#### MOST (ROOKIE-GAME)

11	Cotton Davidson at Chi, Oct. 10, 1954
11	Joe Don Looney at S.F., Nov. 29, 1964
9	Ray Brown at Chi, Nov. 16, 1958
9	David Lee vs. L.A. Rams, Nov. 27, 1966

#### MOST PUNT YARDS (GAME)

551	Chris Gardocki at Buf, Oct. 6, 1996
517	Pat McAfee vs. N.O., Oct. 25, 2015
462	Rohn Stark at Den, Dec. 11, 1983
456	Rohn Stark at N.E., Oct. 2, 1988
451	Pat McAfee vs. Atl, Nov. 6, 2011

#### MOST PUNT YARDS (GAME-ROOKIE)

445	Joe Don Looney at S.F., Nov. 29, 1964
425	Cotton Davidson at Chi, Oct. 10, 1954
409	David Lee vs. L.A. Rams, Nov. 27, 1966
405	Ray Brown at Chi, Nov. 16, 1958
339	Pat McAfee vs. N.E., Nov. 15, 2009

#### PUNTS BLOCKED (GAME)

2	David Lee at Mia, Nov. 11, 1973
---	---------------------------------

#### MOST TOUCHBACKS (GAME)

4	Rohn Stark at Buf, Oct. 20, 1985
4	Rohn Stark vs. Mia, Nov. 6, 1993
4	Rohn Stark at T.B., Sept. 11, 1994

#### MOST INSIDE 20 (GAME)

6	Pat McAfee vs. Den, Oct. 20, 2013
5	David Lee at Stl, Dec. 4, 1976
5	Rohn Stark at N.E., Nov. 11, 1990
5	Pat McAfee vs. Hou, Dec. 20, 2015

#### HIGHEST AVERAGE GAME (3 MIN)

57.7	Hunter Smith at Hou, Sept. 23, 2007
56.7	Pat McAfee vs. N.E., Nov. 16, 2014
56.5	Hunter Smith at K.C., Sept. 3, 2000
56.3	David Lee* vs. S.F., Sept. 25, 1966
56.2	Rohn Stark vs. Den, Oct. 13, 1985

\*= Rookie

### SEASON

#### MOST (SEASON)

99	Bucky Dilts, 1979
98	Rohn Stark, 1984
92	David Lee, 1978
91	Rohn Stark, 1983
88	Pat McAfee, 2011

#### MOST (ROOKIE)

84	<b>Rigoberto Sanchez, 2017</b>
72	Cotton Davidson, 1954
64	Pat McAfee, 2009
58	Hunter Smith, 1999
54	Ray Brown, 1958

#### MOST PUNT YARDS (SEASON)

4,383	Rohn Stark, 1984
4,124	Rohn Stark, 1983
4,098	Pat McAfee, 2011
4,052	Pat McAfee, 2015
3,764	<b>Rigoberto Sanchez, 2017</b>

#### MOST PUNT YARDS (ROOKIE)

3,764	<b>Rigoberto Sanchez, 2017</b>
2,837	Pat McAfee, 2009
2,678	Cotton Davidson, 1954

2,467	Hunter Smith, 1999
2,233	David Lee, 1966

#### HIGHEST AVERAGE (SEASON-32 MIN)

49.3	Pat McAfee, 2016
48.2	Pat McAfee, 2012
47.7	Pat McAfee, 2015
46.7	Pat McAfee, 2014
46.6	Pat McAfee, 2011

#### HIGHEST AVERAGE (ROOKIE-32 MIN)

45.6	David Lee, 1966
44.8	<b>Rigoberto Sanchez, 2017</b>
44.4	Rohn Stark, 1982 (9-game season)
44.3	Pat McAfee, 2009
43	Tom Gilburg, 1961

#### 40.0+ GAMES (SEASON-3 PUNT MIN)

16	Pat McAfee, 2011
16	Pat McAfee, 2015
15	Chris Gardocki, 1998
14	Rohn Stark, 1983
14	Pat McAfee, 2012
14	Pat McAfee, 2014

#### 50.0+ GAMES (SEASON-3 PUNT MIN)

5	Pat McAfee, 2012
5	Pat McAfee, 2016
4	Pat McAfee, 2011
4	Pat McAfee, 2015
4	Pat McAfee, 2016

#### PUNTS BLOCKED (SEASON)

2	David Lee (3), 1973, 1977, 1978
2	Bucky Dilts, 1979
2	Mike Bragg, 1980
2	Rohn Stark (2), 1985, 1987
2	Hunter Smith, 1999

#### MOST TOUCHBACKS (SEASON)

14	Rohn Stark, 1985
13	Rohn Stark, 1993
12	David Lee, 1967
12	Rohn Stark, 1982
12	Hunter Smith, 2001

#### MOST TOUCHBACKS (ROOKIE)

12	Rohn Stark, 1982
8	Hunter Smith, 1999
6	Pat McAfee, 2009
4	Brown/Sherer

#### MOST INSIDE 20 (SEASON)

30	Pat McAfee, 2014
28	Pat McAfee, 2015
28	<b>Rigoberto Sanchez, 2017</b>
27	Pat McAfee, 2013
26	Hunter Smith, 2002
26	Pat McAfee, 2012

### CAREER

#### MOST (CAREER)

985	Rohn Stark, 1982-94
838	David Lee, 1966-78
577	Hunter Smith, 1999-08
575	Pat McAfee, 2009-16
277	Chris Gardocki, 1995-98

#### MOST PUNT YARDS (CAREER)

43,162	Rohn Stark, 1982-94
34,019	David Lee, 1966-78
26,669	Pat McAfee, 2009-16
25,040	Hunter Smith, 1999-08
12,403	Chris Gardocki, 1995-98

#### HIGHEST AVERAGE (CAREER-75 MIN)

46.4	Pat McAfee, 2009-16
44.8	Chris Gardocki, 1995-98
44.4	<b>Rigoberto Sanchez, 2017-19</b>
43.8	Rohn Stark, 1982-94

# REGULAR INDIVIDUAL



43.4 Hunter Smith, 1999-08

## PUNTS BLOCKED (CAREER)

11 David Lee, 1966-78  
7 Rohn Stark, 1982-94  
5 Hunter Smith, 1999-08  
4 Pat McAfee, 2009-16  
2 Bragg/Dilts

## 40.0+ GAMES (CAREER-3 PUNT MIN)

143 Rohn Stark, 1982-94  
105 Pat McAfee, 2009-16  
96 David Lee, 1966-78  
89 Hunter Smith, 1999-08  
46 Chris Gardocki, 1995-98

## 50.0+ GAMES (CAREER-3 PUNT MIN)

23 Pat McAfee, 2009-16  
15 Rohn Stark, 1982-94  
14 Hunter Smith, 1999-08  
6 David Lee, 1966-78  
4 Chris Gardocki, 1995-98

## MOST TOUCHBACKS (CAREER)

111 Rohn Stark, 1982-94  
79 David Lee, 1966-78  
61 Hunter Smith, 1999-08  
49 Pat McAfee, 2009-16  
25 Chris Gardocki, 1995-98

## MOST INSIDE 20 (CAREER, since 1976)

224 Rohn Stark, 1982-94  
193 Hunter Smith, 1999-08  
193 Pat McAfee, 2009-16  
80 Chris Gardocki, 1995-98

**74 Rigoberto Sanchez, 2017-19**

## LONGEST PUNTS

76 David Lee at NYG, Oct. 17, 1971  
74 Pat McAfee vs. Chi, Oct. 9, 2016  
72 Rohn Stark at Mia, Sept. 23, 1984  
72 Chris Gardocki at S.D., Oct. 27, 1997  
72 Pat McAfee at Den, Sept. 18, 2016

## LONGEST PUNTS (ROOKIE)

64 Joe Don Looney at Det, Oct. 25, 1964  
64 David Lee vs. S.F., Sept. 25, 1966  
64 David Lee at L.A. Rams, Oct. 30, 1966  
62 Joe Don Looney at L.A. Rams, Nov. 22, 1964  
61 Tom Gilburg vs. L.A. Rams, Sept. 17, 1961  
61 Hunter Smith vs. Was, Dec. 19, 1999

**61 Rigoberto Sanchez at Sea, Oct. 3, 2017**

## KICKOFF RETURNS

### GAME

#### MOST (GAME)

9 Brandon James vs. S.D., Nov. 28, 2010  
8 Aaron Bailey at S.D., Oct. 26, 1997  
8 Terrence Wilkins at Bal, Dec. 2, 2001  
8 Dominic Rhodes at K.C., Oct. 31, 2004  
7 Nesby Glasgow at N.E., Nov. 18, 1979  
7 Albert Bentley at NYJ, Dec. 10, 1988  
7 Mark Stock vs. S.D., Nov. 3, 1996  
7 Nate Jacquet at Min, Dec. 21, 1997  
7 Troy Walters vs. NYG, Dec. 22, 2002  
7 Dominic Rhodes vs. S.D., Dec. 18, 2005

#### MOST (ROOKIE-GAME)

9 Brandon James vs. S.D., Nov. 28, 2010  
7 Nesby Glasgow at N.E., Nov. 18, 1979  
7 Nate Jacquet at Min, Dec. 21, 1997  
6 Bruce Laird vs. NYJ, Sept. 24, 1972  
6 Nesby Glasgow vs. N.E., Oct. 28, 1979  
6 Stacey Simmons at Phi, Sept. 30, 1990  
6 Dominic Rhodes at K.C., Oct. 25, 2001  
6 Pierre Garcon at Ten, Oct. 27, 2008

## MOST YARDAGE (GAME)

236 Dominic Rhodes vs. S.D., Dec. 26, 2004  
213 Aaron Bailey vs. Sea, Sept. 14, 1997  
199 Aaron Bailey at Cin, Dec. 22, 1996  
195 Alvin Haymond vs. Phi, Nov. 21, 1965  
188 Troy Walters vs. NYG, Dec. 22, 2002

## MOST YARDAGE (GAME-ROOKIE)

181 Bruce Laird vs. NYJ, Sept. 24, 1972  
177 Brad Pyatt at T.B., Oct. 6, 2003  
155 Lenny Lyles vs. Was, Oct. 26, 1958  
153 Terrence Wilkins vs. Mia, Oct. 10, 1999  
150 Pierre Garcon at Ten, Oct. 27, 2008  
150 Brandon James vs. S.D., Nov. 28, 2010

## HIGHEST AVERAGE (GAME-2 MIN)

80.0 Jordan Todman at GB, Nov. 6, 2016  
66.0 Aaron Bailey at Jax, Dec. 10, 1995  
63.5 Preston Pearson at S.F., Oct. 13, 1968  
62.0 Cotton Speyrer vs. Buf, Nov. 25, 1973  
59.5 Johnny Sample vs. Chi, Oct. 2, 1960

## TOUCHDOWNS ON OPENING KICKOFF COLTS

104 Buddy Young at Phi, Nov. 11, 1953  
99 Jordan Todman at G.B., Nov. 6, 2016  
96 Preston Pearson at S.F., Oct. 13, 1968  
95 Ronald Humphrey at Pit, Sept. 18, 1994  
95 Aaron Bailey at Jax, Dec. 10, 1995

## TOUCHDOWNS ON OPENING KICKOFF OPPONENTS

99 Allen Carter vs. N.E., Dec. 21, 1975  
99 Jacoby Ford at Oak, Dec. 26, 2010  
95 Sammy Martin vs. N.E., Nov. 27, 1988  
89 Darren Sproles at S.D., Nov. 11, 2007  
84 Jerome Mathis at Hou, Sept. 23, 2007

## SEASON

### MOST (SEASON)

55 Aaron Bailey, 1997  
53 Troy Walters, 2002  
52 Terrence Wilkins, 2006  
51 Terrence Wilkins, 1999  
50 Nesby Glasgow, 1979  
50 Clarence Verdin, 1993

### MOST (ROOKIE)

51 Terrence Wilkins, 1999  
50 Nesby Glasgow, 1979  
31 Joe Lefeged, 2011  
29 Bruce Laird, 1972  
22 Pierre Garcon, 2008

### MOST YARDAGE (SEASON)

1,272 Terrence Wilkins, 2006  
1,206 Aaron Bailey, 1997  
1,188 Dominic Rhodes, 2004  
1,150 Troy Walters, 2002  
1,134 Terrence Wilkins, 1999

### MOST YARDAGE (ROOKIE)

1,134 Terrence Wilkins, 1999  
1,126 Nesby Glasgow, 1979  
843 Bruce Laird, 1972  
578 Joe Lefeged, 2011  
570 Quan Bray, 2015

### HIGHEST AVERAGE (SEASON-14 MIN)

35.4 Jim Duncan, 1970  
35.1 Preston Pearson, 1968  
32.0 Josh Cribbs, 2014  
30.7 Alvin Haymond, 1965  
29.9 Jordan Todman, 2016

### HIGHEST AVERAGE (ROOKIE-14 MIN)

29.1 Bruce Laird, 1972  
28.6 Brad Pyatt, 2003  
27.1 Quan Bray, 2015  
25.4 Dominic Rhodes, 2001  
25.2 Bake Turner, 1962

# REGULAR INDIVIDUAL



## MOST TOUCHDOWNS (SEASON)

2	Lenny Lyles, 1958
2	Preston Pearson, 1968

## CAREER

### KICKOFF RETURNS MOST (CAREER)

176	Terrence Wilkins, 1999-01, 2003, 2006
169	Clarence Verdin, 1988-93
153	Aaron Bailey, 1994-98
148	Albert Bentley, 1985-91
137	Bruce Laird, 1972-81

### MOST YARDAGE (CAREER)

4,017	Terrence Wilkins, 1999-01, 2003, 2006
3,501	Aaron Bailey, 1994-98
3,420	Clarence Verdin, 1988-93
3,406	Bruce Laird, 1972-81
3,175	Albert Bentley, 1985-91

### HIGHEST AVERAGE (CAREER-30 MIN)

32.6	Jim Duncan, 1969-71
27.9	Johnny Sample, 1958-60
27.5	Buddy Young, 1953-55
27.4	Lenny Lyles, 1958, 61-69
26.8	Preston Pearson, 1967-68

### LONGEST RETURNS

104t	Buddy Young at Phi, Nov. 15, 1953
103t	Lenny Lyles vs. Chi, Oct. 4, 1958
102t	Preston Pearson at Det, Nov. 10, 1968
101t	Lenny Lyles vs. Was, Oct. 26, 1958
101t	Cotton Speyrer vs. Buf, Nov. 25, 1973
101t	Deji Karim vs. Hou, Dec. 30, 2012

### LONGEST NON-SCORING RETURN

Colts: 90	Kendall Williams at Cin, Oct. 2, 1983
90	Brad Pyatt at T.B., Oct. 6, 2003
Opp: 96	Joe Arenas at S.F., Dec. 16, 1956

### MOST TOUCHDOWNS (CAREER)

2	Lenny Lyles, 1958, 1961-69
2	Preston Pearson, 1967-68
2	Jim Duncan, 1969-71
2	Aaron Bailey, 1994-97
2	Dominic Rhodes, 2001-06, 2008, 2010

## FUMBLES

### FUMBLES

#### MOST RECOVERIES (GAME)

2	(22 times) Last: Josh Mallard vs. Dal, Nov. 17, 2002
---	--

#### MOST CONSECUTIVE GAMES RECOVERIES

3	Fred Cook, G8-10, 1975
2	(42 times) Last: Barkevius Mingo, G8-9, 2017

#### LONGEST FUMBLE RETURNS

95t	Chukie Nwokorie at NYJ, Sept. 9, 2001
78t	Quentin Coryatt at Pit, Sept. 18, 1994
75t	Tony Bennett vs. Hou, Sept. 4, 1994

68t Gary Brackett at Hou, Oct. 5, 2008

64t Stan White vs. Buf, Dec. 12, 1976

### MOST RECOVERIES (SEASON)

6	Barney Poole, 1953
6	Stan White, 1973

## COMEBACKS AND LEADS LOST

### COMEBACKS AND LEADS LOST

#### COLTS LARGEST COMEBACKS

Deficit	Date	Opponent	Trailed/Qtr.	Result
28*	1/4/2014	Kansas City	10-38/3rd	W 45-44
21	11/9/1975	@ Buffalo	7-28/2nd	W 42-35
21	9/10/1995	@ N.Y. Jets	3-24/3rd	W 27-24 OT
21	10/8/1995	@ Miami	3-24/3rd	W 27-24 OT
21	10/6/2003	@ Tampa Bay	14-35/4th	W 38-35 OT
20	11/30/1958	San Francisco	7-27/3rd	W 35-27
18	12/18/1977	New England	3-21/3rd	W 30-24
18	10/9/1977	Miami	10-28/2nd	W 45-28
18	9/15/1996	@ Dallas	3-21/2nd	W 25-24
18	10/7/2012	Green Bay	3-21/3rd	W 30-27
18	11/3/2013	@ Houston	6-24/3rd	W 27-24
17	10/12/1958	@ Green Bay	0-17/2nd	W 24-17
17	11/29/1970	Chicago	0-17/2nd	W 21-20
17	12/27/1992	@ Cincinnati	0-17/3rd	W 21-17
17	10/17/2005	St. Louis	0-17/2nd	W 45-28
17	10/5/2008	@ Houston	10-27/4th	W 31-27
17	11/15/2009	New England	14-31/4th	W 35-34
17	11/29/2009	@ Houston	0-17/2nd	W 35-27

\*Postseason

#### COLTS LARGEST LEADS LOST

Lead	Date	Opponent	Ahead / Qtr.	Result
26	9/21/1997	@ Buffalo	26-0/2nd	L 35-37
24	10/20/1957	@ Detroit	27-3/3rd	L 27-31
21	10/27/1957	Green Bay	21-0/4th	L 21-24
21	10/18/1998	@ San Francisco	21-0/2nd	L 31-34
21	9/19/1999	@ New England	28-7/2nd	L 28-31
21	9/10/2000	Oakland	21-0/2nd	L 31-38
19	12/11/1983	@ Denver	19-0/4th	L 19-21
17	9/9/1979	Tampa Bay	17-0/2nd	L 26-29
17	10/9/1988	@ Buffalo	17-0/2nd	L 23-34
17	10/9/2011	Kansas City	24-7/2nd	L 24-28
14	10/1/1978	Philadelphia	14-0/4th	L 14-17
14	12/8/1991	@ New England	17-3/3rd	L 17-23 OT
14	9/18/1994	@ Pittsburgh	14-0/2nd	L 21-31
14	10/23/1994	Washington	17-3/2nd	L 27-41
14	11/29/1998	@ Baltimore	24 -10/2nd	L 31-38
14	12/6/1998	@ Atlanta	21-7/2nd	L 21-28
14	11/18/2001	@ New Orleans	14-0/1st	L 20-34
14	12/3/2006	@ Tennessee	14-0/2nd	L 17-20
14	10/16/2016	@ Houston	23-9/4th	L 23-26 OT

# REGULAR TEAM



## WIN-LOSS-TIE

### WINS

#### MOST WINS (SEASON)

14	2005	11	1976
14	2009	11	2012
13	1968	11	2013
13	1999	11	2014
13	2007	10	1965
12	1964	10	1971
12	2003	10	1975
12	2004	10	1977
12	2006	10	2000
12	2008	10	2002
11	1967	10	2010
11	1970	10	2018

#### MOST CONSECUTIVE WINS

23	Nov. 2, 2008 vs. N.E. to Dec. 17, 2009 at Jax
13	Sept. 11, 2005 at Bal to Dec. 11, 2005 at Jax
11	Sept. 20, 1964 at G.B. to Nov. 29, 1964 vs. S.F.
11	Oct. 26, 1975 at NYJ to Sept. 19, 1976 vs. Cin
11	Oct. 17, 1999 at NYJ to Dec. 12, 1999 at Cle

#### MOST CONSECUTIVE HOME WINS

13	Oct. 12, 2008 vs. Bal to Dec. 13, 2009 vs. Den
12	Jan. 1, 2006 vs. Ari to Oct. 7, 2007 vs. T.B.
11	Nov. 8, 2004 vs. Min to Dec. 4, 2005 vs. Ten

#### MOST CONSECUTIVE ROAD WINS

11	Nov. 9, 2008 at Pit to Dec. 17, 2009 at Jax
7	Sept. 23, 1968 at Atl to Dec. 15, 1968 at L.A. Rams
7	Sept. 11, 2005 at Bal to Dec. 11, 2005 at Jax

#### MOST CONSECUTIVE GAMES WITHOUT LOSS

23	Nov. 2, 2008 vs. N.E. to Dec. 17, 2009 at Jax
15	Dec. 18, 1966 at S.F. to Dec. 10, 1967 vs. N.O.

### LOSSES

#### MOST LOSSES (SEASON)

15	1991
----	------

#### MOST CONSECUTIVE LOSSES

14	Sept 13, 1981 vs. Buf to Dec. 13, 1981 at Was
----	---

#### MOST CONSECUTIVE HOME LOSSES

9	Sept. 22, 1974 vs. G.B. to Oct. 12, 1975 vs. Buf
---	--

#### MOST CONSECUTIVE ROAD LOSSES

12	Sept. 20, 1981 at Den to Dec. 26, 1982 at S.D.
----	--

### TIES

#### MOST TIED GAMES (SEASON)

2	1967
---	------

#### MOST CONSECUTIVE TIES

2	Oct. 15, 1967 vs. L.A. Rams to Oct. 22, 1967 at Min
---	---

## SCORING

### POINTS

#### COLTS MOST (QUARTER)

31	vs. Mia, Dec. 14, 1997 (2nd)
28	(7 times) Last: at T.B., Oct. 6, 2003 (4th)
27	(3 times) Last: at Cin, Dec. 7, 1980 (4th)
24	(7 times) Last: vs. Buf, Oct. 21, 2018 (2nd)
23	at Bal, Dec. 9, 2007 (1st)

#### OPP MOST (QUARTER)

28	vs. Cle, Dec. 1, 1991
28	at Stl, Dec. 30, 2001
28	at Pit, Oct. 26, 2014
27	at N.E., Nov. 18, 1979
25	vs. Mia, Oct. 10, 1999

#### COLTS MOST (HALF)

45	vs. Den, Oct. 31, 1988 (1)
42	vs. L.A. Rams, Nov. 25, 1956 (2)
38	vs. G.B., Oct. 13, 1957 (2)

37 at Bal, Dec. 9, 2007 (1)

#### OPP MOST (HALF)

42	at Jax, Dec. 13, 2015 (2)
38	at Chi, Oct. 21, 1956 (2)
37	vs. Chi, Nov. 25, 1962 (2)
37	at N.E., Nov. 23, 1980 (2)
36	at Sea, Oct. 1, 2017 (2)

#### COLTS MOST (GAME)

58	vs. Buf, Dec. 12, 1976
56	vs. L.A., Rams Nov. 25, 1956
56	vs. G.B., Nov. 2, 1958
55	vs. Den, Oct. 31, 1988
55	at N.O., Sept. 28, 2003

#### OPP MOST (GAME)

62	at N.O., Oct. 23, 2011
59	at N.E., Nov. 18, 2012
58	at Chi, Oct. 21, 1956
57	vs. Chi, Nov. 25, 1962
52	at Min, Sept. 28, 1969

#### COLTS (SEASON)

MOST	FEWEST	
522	2004	113 1982
458	2014	131 1954
450	2007	143 1991
447	2003	182 1953
439	2005	189 1993

#### OPP (SEASON)

MOST	FEWEST	
533	1981	140 1971
486	2001	144 1968
444	1998	198 1967
430	2011	203 1958
421	1978	221 1977

#### LARGEST VICTORY MARGIN

56	vs. G.B., Nov. 2, 1958 (Colts 56, Packers 0)
52	vs. Chi, Sept. 27, 1964 (Colts 52, Bears 0)
44	vs. Atl, Dec. 1, 1968 (Colts 44, Falcons 0)
43	at Buf, Oct. 10, 1971 (Colts 43, Bills 0)
42	at Atl, Nov. 12, 1967 (Colts 49, Falcons 7)

#### LARGEST DEFEAT MARGIN

57	vs. Chi, Nov. 25, 1962 (Bears 57, Colts 0)
55	at N.O., Oct. 23, 2011 (Saints 62, Colts 7)
48	vs. L.A. Rams, Sept. 26, 1954 (Rams 48, Colts 0)
44	at Mia, Nov. 11, 1973 (Dolphins 44, Colts 0)
43	at L.A. Rams, Dec. 5, 1953 (Rams 45, Colts 2)

#### MOST POINTS BOTH TEAMS

89	vs. Chi, Oct. 4, 1958 (Colts 51, Bears 38)
85	at Chi, Oct. 21, 1956 (Colts 58, Bears 27)
85	at Pit, Oct. 26, 2014 (Steelers 51, Colts 34)
83	at N.E., Nov. 18, 2012 (Patriots 59, Colts 24)
82	at Cin, Nov. 20, 2005 (Colts 45, Bengals 37)

#### FEWEST POINTS BOTH TEAMS

6	vs. Buf, Dec. 1, 74 (Bills 6, Colts 0)
6	vs. NYJ, Oct. 11, 87 (Colts 6, Jets 0)
6	at N.E., Dec. 6, 92 (Colts 6, Patriots 0)
6	at Jax, Dec. 2, 2018 (Jaguars 6, Colts 0)
9	vs. NYJ, Oct. 11, 1992 (Colts 6, Jets 3)

#### MOST SHUTOUTS (SEASON)

COLTS: 3	1968/1971
OPP: 3	1972

#### MOST CONSC. SHUTOUTS (OPP)

2	(Sept. 4 - Sept. 10, 1978)
2	(Nov. 21, - Nov. 28, 1982)
2	(Nov. 1 - Nov. 8, 1992)

#### COLTS MOST CONSC. GAMES SCORING

375	Jan. 2, 1994 to Oct. 16, 2017
104	Oct. 24, 1954 to Nov. 18, 1962
90	Dec. 12, 1965 to Oct. 8, 1972
61	Nov. 27, 1983 to Nov. 15, 1987
55	Nov. 29, 1987 to Sept. 8, 1991

# REGULAR TEAM



## OPP MOST CONS. GAMES SCORING

176	Dec. 21, 1997 to Dec. 18, 2008
161	Nov. 1, 1976 to Oct. 4, 1987
86	Sept. 13, 2009 to Oct. 9, 2014
81	Dec. 13, 1992 to Dec. 7, 1997
68	Oct. 31, 1988 to Nov. 29, 1992

## TOUCHDOWNS

### COLTS MOST (GAME)

8	vs. L.A., Rams Nov. 25, 1956
8	vs. G.B., Nov. 2, 1958
7	(10 times) Last: vs. Was, Nov. 30, 2014
6	(27 times) Last: vs. Was, Nov. 30, 2014

### OPP MOST (GAME)

8	at Chi, Oct. 21, 1956
8	vs. Chi, Nov. 25, 1962
8	at N.O., Oct. 23, 2011
8	at N.E., Nov. 18, 2012
7	at Min, Sept. 28, 1969
7	at Pit, Oct. 26, 2014
7	at Jax, Dec. 13, 2015

### COLTS MOST PASSING (GAME)

6	at N.O., Sept. 28, 2003
6	at Det., Nov. 25, 2004
5	vs. G.B., Nov. 2, 1958
5	at Dal, Oct. 30, 1960
5	vs. Min, Dec. 16, 1962
5	at Min, Nov. 14, 1965
5	vs. Det, Oct. 16, 1966
5	vs. Buf, Oct. 4, 1987
5	vs. Atl, Dec. 14, 2003
5	vs. G.B., Sept 26, 2004
5	at K.C., Oct. 31, 2004
5	vs. Hou, Nov. 14, 2004
5	vs. Was, Nov. 30, 2014

### OPP MOST PASSING (GAME)

7	at Min, Sept. 28, 1969
6	vs. NYJ, Sept. 24, 1972
6	at Pit, Oct. 26, 2014
5	at Chi, Oct. 21, 1956
5	at S.D., Dec. 26, 1982
5	at Pit, Sept. 8, 1985
5	at N.O., Oct. 23, 2011
5	at Dal, Dec. 21, 2014

### COLTS MOST RUSHING (GAME)

5	at Det, Oct. 19, 1958
5	vs. Was, Nov. 2, 1969
5	vs. Hou, Nov. 1, 1976
5	vs. Buf, Oct. 6, 1985
5	vs. Den, Oct. 31, 1988

### OPP MOST RUSHING (GAME)

5	vs. Cle, Nov. 1, 1959
5	vs. Oak, Sept. 10, 2000

### COLTS (SEASON)

MOST	FEWEST
66	2004
54	1964/2007
53	1958/2005
53	2009/2014
52	1975/2018

### OPP (SEASON)

MOST	FEWEST
68	1981
57	2001
54	1978
52	1998
50	1984

### COLTS RUSH TDS (SEASON)

MOST	FEWEST
------	--------

29	1964	3	1991
28	1975	4	1954
26	1976	4	1982
24	1958	4	1993
23	1971/1988	6	2015

### OPP RUSH TDS (SEASON)

MOST	FEWEST
30	1981
23	1991
21	1953
21	1954
21	1978

### COLTS PASS TDS (SEASON)

MOST	FEWEST
51	2004
42	2014
39	2018
34	2009/2018
33	1959/2000/2010
32	2007/2016

### OPP PASS TDS (SEASON)

MOST	FEWEST
37	1981
31	1983
31	1984
30	2001
29	1978/15/19

### MOST RETURN TDS (SEASON)

COLTS	OPP
7	1994
6	1968/1970
5	(12 times)
4	(5 times)

### MOST DEFENSIVE TDS (SEASON)

COLTS	OPP
5	1975/1994/2015
4	(11 times)
3	(8 times)

### MOST KICK RETURN TDS (SEASON)

COLTS	OPP
3	1970/1989
2	(10 times)

### POINTS AFTER TOUCHDOWNS

#### COLTS (GAME)

8	vs. L.A Rams, Nov. 25, 1956
8	vs. G.B., Nov. 2, 1958

#### OPP (GAME)

8	at N.O., Oct. 23, 2011
8	at N.E., Nov. 18, 2012
7	at Chi, Oct. 21, 1956
7	at Min, Sept. 28, 1969
7	at Pit, Oct. 26, 2014

#### COLTS (SEASON)

MOST	FEWEST
64	2004
53	1964
52	2005
51	1975/2010
50	2009/2014

#### OPP (SEASON)

MOST	FEWEST
65	1981
53	1978
52	2001
49	2011
47	1984

# REGULAR TEAM



## FIELD GOALS

### COLTS MOST (GAME)

5	at L.A. Rams, Dec. 4, 1954
5	vs. S.F., Sept. 25, 1966
5	at Phi, Oct. 30, 1983
5	vs. Mia, Sept. 25, 1988
5	at Buf, Sept. 21, 1997
5	vs. Den, Jan. 6, 2002
5	vs. Bal, Oct. 13, 2002
5	at Ten, Dec. 7, 2003
5	vs. Ten, Dec. 1, 2013
5	vs. Chi, Oct. 9, 2016

### OPP MOST (GAME)

7	at NYJ, Oct. 14, 2018
5	at Was, Nov. 18, 1973
5	at N.E., Dec. 3, 1989
5	vs. Cin, Sept. 3, 1995
5	at S.D., Oct. 26, 1997
5	vs. NYJ, Dec. 23, 2001
5	vs. Mia, Dec. 31, 2006
5	at Min, Sept. 14, 2008
5	at Bal, Nov. 22, 2009
5	vs. S.D., Nov. 28, 2010
5	vs. Hou, Dec. 11, 2016
5	at Ten, Oct. 16, 2017

### COLTS MOST ATT (GAME)

7	at L.A. Rams, Dec. 4, 1954
---	----------------------------

### OPP MOST ATT (GAME)

7	at NYJ, Oct. 14, 2018
7	at N.E., Dec. 3, 1989
6	at NYJ, Nov. 29, 1981
6	at Buf, Sept. 9, 1990
6	at S.D., Oct. 26, 1997
6	vs. NYJ, Dec. 23, 2001
6	at Min, Sept. 14, 2008
6	at Bal, Nov. 22, 2009

### COLTS (SEASON)

MOST		FEWEST	
37	2003	3	1956
36	1996	5	1958
35	2013	6	1959
34	1999	7	1953
32	1997	7	1957

### OPP (SEASON)

MOST		FEWEST	
34	2016	5	1971
33	2008	6	1958
32	1989	6	1975
32	1990	8	1956
31	2010/17	9	(3 times)

### COLTS MOST ATT (SEASON)

41	1997
40	1996/2013
39	1961/63/66/72
38	1999
37	1967/03

### OPP MOST ATT (SEASON)

43	1989/1990
40	2016
38	1995/2008/2017
37	1998
36	2001/2009/2010

### COLTS FEWEST ATT (SEASON)

14	1958
16	1956
17	1978

### OPP FEWEST ATT (SEASON)

10	1975
14	1955

16 1953

17 1958

## TOTAL FIRST DOWNS

### TOTAL FIRST DOWNS

#### COLTS MOST (GAME)

34	vs. Hou, Sept. 17, 2006
33	vs. NYJ, Dec. 15, 1974
33	vs. Hou, Dec. 23, 2007
32	at Mia, Nov. 15, 1987

#### OPP MOST (GAME)

36	at S.F., Oct. 18, 1998
36	at N.O., Oct. 23, 2011
34	at Min, Sept. 28, 1969
34	at Phi, Nov. 15, 1981
34	at Pit, Oct. 26, 2014

#### COLTS FEWEST (GAME)

4	at Mia, Nov. 11, 1973
5	at N.E., Nov. 11, 1990
6	at L.A. Rams, Dec. 5, 1953
6	vs. Det, Nov. 6, 1954

#### OPP FEWEST (GAME)

3	vs. S.F., Nov. 22, 1959
4	at Buf, Oct. 10, 1971
5	vs. S.F., Oct. 13, 1963
5	vs. St, Sept. 17, 1972

#### MOST BOTH TEAMS

60	at Pit, Oct. 26, 2014
58	vs. Hou, Sept. 30, 2018
57	vs. NYJ, Dec. 15, 1974
56	at K.C., Oct. 31, 2004
55	at Hou, Nov. 29, 2009
54	at Mia, Nov. 15, 1987
54	vs. Atl, Sept. 22, 2019

#### FEWEST BOTH TEAMS

19	at Buf, Dec. 1, 1974
19	at N.E., Nov. 11, 1990
21	at Mia, Nov. 11, 1973

#### COLTS (SEASON)

MOST		FEWEST	
379	2004	152	1982
376	2006	157	1953
371	2014	169	1954
366	2010	206	1955
363	2005	216	1956

#### OPP (SEASON)

MOST		FEWEST	
406	1981	166	1971
353	2016	188	1958
343	1984/2011	195	1959
341	1998	195	1960
338	1980	197	1982

## RUSHING FIRST DOWNS

### COLTS MOST (GAME)

18	at Det, Oct. 19, 1958
18	vs. S.F., Nov. 22, 1959
18	vs. Buf, Oct. 6, 1985
18	vs. Den, Sept. 30, 2007

### OPP MOST (GAME)

19	vs. Mia, Oct. 29, 1972
19	vs. Dal, Dec. 6, 1981
18	at G.B., Oct. 18, 1953

### COLTS FEWEST (GAME)

0	vs. L.A., Rams Nov. 27, 1966
0	at N.E., Nov. 11, 1990
0	vs. Phi, Dec. 19, 1993
0	vs. Ari, Jan. 1, 2006
0	vs. S.D., Nov. 28, 2010



# REGULAR TEAM



0	vs. Stl, Nov. 10, 2013
0	at Dal, Dec. 21, 2014
0	at Pit, Dec. 6, 2015
0	vs. Hou, Oct. 21, 2019

## OPP FEWEST (GAME)

0	vs. Chi, Oct. 5, 1957
0	vs. S.F., Oct. 13, 1963
0	at Buf, Oct. 10, 1971
0	at T.B., Sept. 11, 1994
0	at Ari, Sept. 27, 2009
0	at Min, Dec. 18, 2016

## COLTS (SEASON)

MOST	FEWEST	
153	1988	55 1991
146	1983	62 1982
133	1976	64 1960
131	1975	66 1954
131	1985	69 2009/2011
131	2019	

## OPP (SEASON)

MOST	FEWEST	
162	1981	60 1971
153	1978	65 1959
151	1993	69 1957
150	2006	70 1958
140	1980/1991	70 1969

## PASSING FIRST DOWNS

### COLTS MOST (GAME)

23	at Jax, Oct. 3, 2010
23	vs. Hou, Sept. 30, 2018
22	vs. NYJ, Dec. 15, 1974
22	at N.E., Nov. 21, 2010
22	vs. Mia, Nov. 4, 2012
22	at Jax, Sept. 21, 2014

### OPP MOST (GAME)

25	at Pit, Oct. 26, 2014
24	at Min, Sept. 28, 1969
24	at Mia, Sept. 15, 1985
23	vs. Mia, Dec. 9, 1984
22	at S.F.,* Oct. 18, 1998

### COLTS FEWEST (GAME)

1	at Cle, Sept. 16, 1973
1	vs. Buf, Oct. 13, 1974
1	at Mia, Nov. 23, 1975

### OPP FEWEST (GAME)

1	at G.B., Nov. 24, 1991
1	at Hou, Sept. 22, 2002

## COLTS (SEASON)

MOST	FEWEST	
253	2010	66 1953
251	2014	79 1963
241	2006/2009	80 1982
238	2004	90 1954
237	2018	92 1995
236	2014	

## OPP (SEASON)

MOST	FEWEST	
225	2016	89 1982
214	1981	95 1953
210	2015	95 1971
209	2004	98 1955
207	2019	98 1960

## PENALTY FIRST DOWNS

### COLTS MOST (GAME)

9	vs. Pit, Oct. 30, 1977
7	vs. G.B., Nov. 2, 1958
7	vs. Det, Nov. 19, 1967
7	vs. Buf, Dec. 17, 1978

7	vs. Pit, Sept. 14, 1960
7	at Ten, Sept. 19, 2004
7	at Phi, Nov. 7, 2010
7	at Pit, Oct. 26, 2014
7	vs. Den, Nov. 8, 2015

## OPP MOST (GAME)

6	(11 times) Last: vs Den, Oct. 27, 2019
---	--

## COLTS (SEASON)

MOST	FEWEST	
47	2004	10 1982
44	2019	11 1956
42	2012	12 1962
40	2014	
39	2015	
38	2016, 2018	

## OPP (SEASON)

MOST	FEWEST	
35	2016	8 1996
34	1980	11 1960/1971
33	2012/2017	11 2009
32	1983/2003/2015	12 1958
31	2014	12 1959

## NET YARDS

### GAME

#### COLTS MOST

595	at Atl, Nov. 12, 1967
576	vs. Min, Dec. 16, 1962
574	vs. L.A. Rams, Nov. 25, 1956
567	vs. Ten, Dec. 5, 2004
555	vs. Buf, Sept. 23, 2001

#### OPP MOST

639	at Pit, Oct. 26, 2014
622	at Min, Sept. 28, 1969
597	at S.F., Dec. 13, 1953
590	at K.C., Oct. 31, 2004
583	at Dal, Sept. 4, 1978

#### COLTS FEWEST

69	vs. Det, Nov. 6, 1954
70	at L.A. Rams, Dec. 5, 1953
86	at N.E., Oct. 23, 1977
88	at Buf, Nov. 28, 1982
99	at S.D., Nov. 1, 1992

#### OPP FEWEST

49	at Buf, Oct. 10, 1971
89	vs. T.B., Oct. 3, 1976
94	at N.E., Dec. 6, 1992
97	at Was, Nov. 26, 1961
113	vs. Was, Sept. 25, 1960

#### MOST BOTH TEAMS

1,095	at K.C., Oct. 31, 2004
1,087	at Pit, Oct. 26, 2014
997	vs. L.A. Rams, Nov. 25, 1956
985	vs. NYJ, Sept. 24, 1972
964	at G.B., Nov. 15, 1959

#### FEWEST BOTH TEAMS

328	at Buf, Dec. 1, 1974
346	at NYJ, Nov. 11, 1984
355	vs. NYJ, Oct. 29, 1995
359	at N.E., Dec. 6, 1992
373	at Buf, Oct. 20, 1985

## SEASON

### COLTS

MOST	FEWEST	
6,506	2014	2,483 1982
6,475	2004	2,716 1953
6,179	2018	2,934 1954
6,141	2000	3,464 1955

# REGULAR TEAM



6,092 2010 3,506 1973

## OPP

MOST	FEWEST
6,793 1981	2,852 1971
6,126 2016	3,284 1958
6,066 2015	3,296 1982
5,988 2012	3,317 1960
5,935 2011	3,377 1968

## OFFENSIVE PLAYS

### GAME

#### COLTS MOST

89	vs. G.B., Oct. 7, 2012
88	at S.F., Sept. 22, 1963
88	vs. Mia, Dec. 14, 1975
87	vs. Den, Nov. 10, 1974
86	vs. T.B., Oct. 3, 1976

#### OPP MOST

88	vs. N.E., Oct. 29, 1989
86	at T.B., Oct. 4, 1992
85	vs. Dal, Dec. 6, 1981
84	vs. Hou, Sept. 30, 2018
84	at Min, Sept. 28, 1969
84	vs. Buf, Dec. 13, 1987
84	at Mia, Sept. 21, 2009

#### COLTS FEWEST

35	at Mia, Sept. 21, 2009
37	vs. Den Dec. 21, 2003
38	at Buf Nov. 28, 1982
41	vs. Mia Oct. 28, 1990
41	at N.E. Oct. 8, 2000

#### OPP FEWEST

34	vs. NYJ, Nov. 16, 2003
38	vs. Ten, Dec. 28, 2008
39	at S.F., Sept. 22, 1963
40	at Chi, Sept. 21, 1975
40	vs. T.B., Oct. 7, 2007

### SEASON

#### COLTS

MOST	FEWEST
1,117 1979	596 1982
1,109 2012	840 1964
1,105 2014	849 1966
1,088 2010	851 1968
1,070 2018	860 1970

#### OPP

MOST	FEWEST
1,116 1984	605 1982
1,111 1981	746 1971
1,109 1989	818 1967
1,090 1994	827 1963
1,084 2009	847 1973

## RUSHING

### RUSHING ATTEMPTS

#### COLTS MOST (GAME)

60	vs. S.F., Nov. 22, 1959
58	at NYJ, Oct. 20, 1974
58	at Atl, Nov. 17, 1974
57	at NYJ, Nov. 11, 1984
53	vs. Hou, Nov. 1, 1976
53	at Phi, Oct. 30, 1983

#### OPP MOST (GAME)

66	vs. Dal, Dec. 6, 1981
58	at N.E., Dec. 26, 1993
56	at G.B., Oct. 18, 1953

56 at Buf, Nov. 28, 1982

53 at Mia, Oct. 27, 1974

#### COLTS FEWEST (GAME)

10	vs. Ari 1/1/2006
10	vs. Ten 12/30/2007
10	at Hou 9/12/2010
10	at Pit 10/26/2014
10	at Dal 12/21/2014

#### OPP FEWEST (GAME)

9	at Jax 11/17/2019
11	at Buf 10/10/1971
11	at NYJ 12/7/1997
12	at Den 12/11/1983
12	vs. T.B. 10/7/2007
12	at Ari 9/27/2009
12	at Jax 11/8/2012
12	vs. Cin 10/19/2014

#### COLTS (SEASON)

MOST	FEWEST
601 1983	293 1982
566 1977	335 1990
565 1976	345 1960
545 1988	354 1991
536 1973/1975	364 1954

#### OPP (SEASON)

MOST	FEWEST
662 1978	325 1959
607 1981	331 1968
575 1993	348 1982
574 1980	352 1971
559 1984	375 1957/1968

### RUSHING YARDS

#### COLTS MOST (GAME)

318	vs. G.B., Oct. 28, 1956
316	at Det, Oct. 19, 1958
305	at Cle, Nov. 11, 1956
299	vs. Hou, Dec. 22, 1985
281	vs. Buf, Oct. 6, 1985

#### OPP MOST (GAME)

375	at Jax, Dec. 10, 2006
354	vs. Dal, Dec. 6, 1981
352	at K.C., Dec. 23, 2012
315	at Mia, Nov. 11, 1973
313	at Min, Sept. 13, 1964

#### MOST BOTH TEAMS

548	vs. L.A. Rams, Nov. 22, 1953
510	vs. Dal, Dec. 6, 1981
469	at Chi, Oct. 16, 1955
454	at L.A. Rams, Dec. 9, 1961
449	vs. Den, Sept. 30, 2007

#### FEWEST BOTH TEAMS

87	at Den, Sept. 26, 2010
97	vs. Pit, Oct. 31, 1971
106	vs. Cle, Sept. 6, 1992
109	vs. N.E., Nov. 1, 1998
115	at NYJ, Oct. 18, 1970

#### COLTS FEWEST (GAME)

1	at Dal, Dec. 21, 2014
4	vs. Det, Sept. 22, 1991
11	vs. Ari, Jan. 1, 2006
18	vs. Stl, Nov. 10, 2013
19	vs. L.A. Rams, Sept. 26, 1954
19	vs. N.E., Nov. 16, 2014

#### OPP FEWEST (GAME)

4	at Buf, Oct. 10, 1971
15	vs. Pit, Nov. 3, 1957
17	vs. T.B., Oct. 7, 2007
20	vs. G.B., Oct. 28, 1956
20	at Cle, Oct. 14, 1996

# REGULAR TEAM



## COLTS (SEASON)

MOST	FEWEST	
2,695	1,044	1982
2,439	1,102	1992
2,309	1,169	1991
2,249	1,274	2008
2,217	1,275	1954
2,130		2019

## OPP (SEASON)

MOST	FEWEST	
3,010	1,113	1971
2,768	1,174	1957
2,665	1,291	1958
2,566	1,339	1968
2,521	1,400	1969

## RUSHING AVERAGE

### COLTS BEST (GAME)

8.52	at Bal, Nov. 29, 1998
8.00	at G.B., Nov. 13, 1954
7.95	vs. G.B., Oct. 28, 1956
7.80	vs. Dal, Dec. 6, 1981
7.77	at L.A. Rams, Oct. 9, 1961

### OPP BEST (GAME)

8.93	at Jax, Dec. 10, 2006
8.12	at Min, Nov. 17, 1963
8.00	at Det, Nov. 25, 2004
8.00	at K.C., Dec. 23, 2012
7.77	vs. L.A. Rams, Nov. 22, 1953

### COLTS LEAST (GAME)

0.10	at Dal, Dec. 21, 2014
0.29	vs. Det, Sept. 22, 1991
1.04	vs. T.B., Nov. 29, 2015
1.10	vs. Ari, Jan. 1, 2006
1.12	vs. L.A. Rams, Sept. 26, 1954

### OPP LEAST (GAME)

0.36	at Buf, Oct. 10, 1971
0.50	vs. Pit, Nov. 3, 1957
0.96	vs. Det, Sept. 29, 1957
1.11	vs. G.B., Oct. 28, 1956
1.11	at Cle, Oct. 14, 1962

## COLTS (SEASON)

BEST	LEAST	
5.1	2.9	1992
5.0	3.3	1979
4.7	3.3	1970
4.6	3.3	1991
4.5	3.4	1996/2008

## OPP (SEASON)

MOST	FEWEST	
5.3	3.1	1957
5.2	3.2	1971
5.1	3.5	1969
4.8	3.5	1995
4.7	3.6	(6 times)

## PASSING

### PASSING ATTEMPTS

#### COLTS MOST (GAME)

62	vs. Hou, Sept. 30, 2018
59	at N.E., Oct. 4, 2018
59	at Was, Nov. 7, 1993
57	at NYJ, Nov. 16, 1986
57	at Hou, Sept. 12, 2010
56	at S.D., Nov. 11, 2007
54	vs. NYJ, Dec. 15, 1974
54	at S.D., Sept. 26, 1999
54	at N.E., Oct. 8, 2000
54	at Det, Dec. 2, 2012

#### OPP MOST (GAME)

62	at NYJ, Oct. 18, 1970
57	vs. Hou, Sept. 4, 1994
57	at Den, Sept. 26, 2010
56	at Min, Sept. 28, 1969
56	vs. Ten, Dec. 18, 2011

#### COLTS FEWEST (GAME)

7	at L.A. Rams, Dec. 18, 1965
8	vs. Mia, Dec. 9, 1973
11	at Atl, Nov. 17, 1974
12	vs. Chi, Sept. 25, 1955
12	at G.B., Sept. 20, 1964

#### OPP FEWEST (GAME)

9	at Hou, Oct. 23, 2005
11	at N.E., Dec. 26, 1993
12	vs. Chi, Nov. 3, 1963
12	at Buf, Oct. 13, 1991
12	vs. Buf, Nov. 12, 2006

## COLTS (SEASON)

MOST	FEWEST	
679	266	1955
661	279	1956
644	283	1982
628	300	1973
619	313	1954

## OPP (SEASON)

MOST	FEWEST	
598	246	1982
585	297	1956
583	298	1960
582	312	1974
569	313	1972

## COMPLETIONS

### COLTS MOST (GAME)

40	at Hou, Sept. 12, 2010
40	vs. Hou, Sept. 30, 2018
39	vs. Cin, Sept. 9, 2018
38	at N.E., Oct. 4, 2018
38	at N.E., Nov. 21, 2010
37	at Was, Nov. 7, 1993
37	vs. Ten, Nov. 3, 2002

### OPP MOST (GAME)

40	at Pit, Oct. 26, 2014
38	vs. Ten, Dec. 18, 2011
37	at Den, Sept. 26, 2010
36	at Min, Sept. 28, 1969
34	at NYJ, Oct. 18, 1970
34	vs. Buf, Oct. 8, 1989
34	vs. G.B., Sept. 26, 2004
34	at Bal, Sept. 11, 2005
34	at N.E., Oct. 4, 2018

### COLTS FEWEST (GAME)

3	at L.A. Rams, Dec. 18, 1965
3	vs. Cle, Sept. 26, 1971
3	vs. Buf, Dec. 17, 1978
3	at Buf, Nov. 28, 1982

### OPP FEWEST (GAME)

4	vs. Was, Oct. 26, 1958
4	vs. T.B., Oct. 3, 1976

## COLTS (SEASON)

MOST	FEWEST	
450	126	1953
432	134	1955
410	137	1973
402	142	1982
393	158	1956

## OPP (SEASON)

MOST	FEWEST	
394	2019	138
		1982

# REGULAR TEAM



384	2018	144	1960
378	2016	158	1955
372	2009	161	1961
364	2004	165	1953/1956
356	2010		

## PASSING YARDS

### COLTS MOST (GAME-GROSS)

472	at K.C., Oct. 31, 2004
469	vs. Min, Dec. 16, 1962
464	vs. Hou, Sept. 30, 2018
440	vs. Jax, Sept. 25, 2000
433	at Hou, Sept. 12, 2010
433	vs. Mia, Nov. 4, 2012

### OPP MOST (GAME-GROSS)

538	at Min, Sept. 28, 1969
522	at Pit, Oct. 26, 2014
496	vs. NYJ, Sept. 24, 1972
476	at Den, Sept. 26, 2010
474	at T.B., Dec. 8, 2019
469	vs. T.B., Oct. 16, 1988

### MOST BOTH TEAMS (GROSS)

922	at Pit, Oct. 26, 2014
872	vs. NYJ, Sept. 24, 1972
861	at K.C., Oct. 31, 2004
839	vs. Hou, Sept. 30, 2018
801	at Den, Sept. 26, 2010
787	vs. G.B., Sept. 26, 2004

### FEWEST BOTH TEAMS (GROSS)

124	vs. Buf, Dec. 17, 1978
128	at Buf, Nov. 28, 1982
142	at Mia, Nov. 23, 1975
144	at N.E., Oct. 19, 1975

### COLTS FEWEST (GAME-GROSS)

21	at Cle, Nov. 11, 1956
35	vs. Mia, Dec. 9, 1973
44	vs. Buf, Oct. 18, 1974
49	vs. Cle, Sept. 26, 1971
53	vs. L.A. Rams, Nov. 22, 1953

### OPP FEWEST (GAME-GROSS)

46	vs. Was, Oct. 26, 1958
46	at Buf, Dec. 1, 1974
47	vs. Hou, Oct. 14, 1979
48	at Hou, Oct. 23, 2005
50	at G.B., Nov. 24, 1991

### COLTS MOST (GAME-NET)

472	at K.C., Oct. 31, 2004
451	vs. Min, Dec. 16, 1962
440	vs. Jax, Sept. 25, 2000
437	vs. Hou, Sept. 30, 2018
426	at Atl, Nov. 12, 1967
419	vs. Atl, Sept. 17, 1967
419	at Hou, Sept. 12, 2010
419	vs. Mia, Nov. 4, 2012

### OPP MOST (GAME-NET)

530	at Min, Sept. 28, 1969
522	at Pit, Oct. 26, 2014
522	vs. Chi, Oct. 9, 2016
490	vs. NYJ, Sept. 24, 1972
472	at Den, Sept. 26, 2010

### COLTS FEWEST (GAME-NET)

1	vs. Buf, Oct. 13, 1974
4	at Cle, Sept. 16, 1973
5	at Cle, Nov. 11, 1956
9	vs. L.A. Rams, Nov. 22, 1953
11	at N.E., Oct. 23, 1977

### OPP FEWEST (GAME-NET)

6	at Hou, Oct. 23, 2005
13	vs. T.B., Oct. 3, 1976
16	vs. Was, Oct. 26, 1958

23	at N.E., Dec. 6, 1962
27	vs. Hou, Oct. 14, 1979

### COLTS (SEASON-GROSS)

MOST	FEWEST	
5,062	2014	1,613
4,732	2004	1,625
4,700	2010	1,746
4,605	2009	1,795
4,595	2018	1,995

### OPP (SEASON-GROSS)

MOST	FEWEST	
4,411	2016	1,920
4,365	2015	2,027
4,232	2004	2,068
4,231	2019	2,248
4,228	1981	2,288
4,123	2017	

### COLTS (SEASON-NET)

MOST	FEWEST	
4,894	2014	1,257
4,623	2004	1,439
4,609	2010	1,475
4,515	2009	1,631
4,461	2018	1,659

### OPP (SEASON-NET)

MOST	FEWEST	
4,200	2016	1,726
4,128	1981	1,739
4,114	2015	1,823
3,982	2019	1,913
3,944	2017	1,993
3,892	2004	

### MOST BOTH TEAMS (NET)

918	vs. Chi, Oct. 9, 2016
907	at Pit, Oct. 26, 2014
859	at K.C., Oct. 31, 2004
822	vs. NYJ, Sept. 24, 1972
797	at Den, Sept. 26, 2010

### FEWEST BOTH TEAMS (NET)

54	at N.E., Oct. 19, 1975
81	at Mia, Nov. 23, 1975
86	vs. Buf, Dec. 17, 1978
109	vs. Hou, Oct. 14, 1979
112	at Buf, Oct. 14, 1973

## COMPLETION PERCENTAGE

### COLTS BEST (GAME-20 ATT)

85.3	at Jax, Dec. 18, 2008 (29-34)
83.9	vs. Atl, Dec. 14, 2003 (26-31)
83.3	at Buf, Oct. 16, 1994 (20-24)
82.6	vs. Cle, Sept. 25, 2005 (19-23)
82.1	at Den, Oct. 29, 2006 (32-39)

### OPP BEST (GAME-20 ATT)

96.7	at N.O., Dec. 16, 2019 (29-30)
90.5	at Dal, Dec. 21, 2014 (18-20)
88.6	at N.O., Oct. 23, 2011 (31-35)
86.4	at N.O., Nov. 18, 2001 (19-22)
86.2	vs. Oak, Oct. 28, 1973 (25-29)
85.7	at Hou, Sept. 21, 1980 (18-21)

### COLTS (SEASON)

BEST	WORST	
67.38	2005	39.50
67.18	2008	45.67
67.08	2018	49.87
66.98	2004	50.00
66.96	2003	50.12

### OPP (SEASON)

BEST	WORST	
71.20	2011	45.87
70.84	2018	46.28
		1961
		1958

# REGULAR TEAM



70.10	2019	47.38	1977
68.40	2008	48.32	1960
67.39	2005	48.72	1959
66.54	2010		

## SACKS ALLOWED

### COLTS MOST (GAME)

12	vs. Stl., Oct. 26, 1980
10	vs. T.B., Sept. 9, 1979
8	at Buf., Dec. 1, 1974
8	vs. N.E., Nov. 26, 1978
8	vs. Sea, Sept. 14, 1997
8	at Det., Nov. 23, 1997

### OPP MOST (GAME)

11	at L.A. Rams, Nov. 22, 1964
11	vs. Cle., Sept. 6, 1992
10	at Buf., Nov. 13, 1977
10	at K.C., Nov. 2, 1980
10	vs. Jax., Oct. 22, 2017

### COLTS (SEASON)

MOST	FEWEST		
62	1997	13	2009
58	1984	14	1999,2004,2008
57	1991	15	2006
56	2017	16	2010

### OPP (SEASON)

MOST	FEWEST		
59	1975	11	1982
57	1964	13	1981
56	1976	20	2000
47	1966	21	1974
47	1977	21	1993

## YARDS LOST - SACKS

### COLTS YDS LOST SACKS (GAME)

91	vs. N.E., Nov. 26, 1978
73	vs. K.C., Sept. 28, 1970
73	vs. Stl., Oct. 26, 1980
72	at Buf., Dec. 1, 1974
72	vs. Cle., Dec. 1, 1991

### OPP YDS LOST SACKS (GAME)

102	at L.A. Rams, Nov. 22, 1964
97	at Min., Sept. 23, 1962
76	at Buf., Oct. 10, 1971
75	at Min., Nov. 17, 1963
74	at NYJ., Oct. 26, 1975
74	vs. T.B., Oct. 3, 1976

### COLTS (SEASON)

MOST	FEWEST		
487	1991	86	2008
480	1978	89	2006
436	1984	90	2009
424	1990	91	2010
418	1997	95	2005

### OPP (SEASON)

MOST	FEWEST		
496	1975	97	1982
489	1964	100	1981
461	1976	121	1993
407	1961	155	1959
401	1966	157	2006

## TURNOVERS

### PASSES HAD INTERCEPTED

#### COLTS MOST (GAME)

8	vs. NYJ., Sept. 23, 1973
6	at G.B., Oct. 8, 1961
6	vs. Mia., Sept. 10, 1978
6	at S.D., Nov. 11, 2007

### OPP MOST (GAME)

7	vs. L.A. Rams, Dec. 4, 1954
7	vs. Chi., Oct. 2, 1960

### MOST BOTH TEAMS

9	at Phi., Nov. 15, 1953
9	at NYJ., Oct. 18, 1970
9	vs. NYJ., Sept. 23, 1973

### COLTS (SEASON)

MOST	FEWEST		
30	1978	8	1975
29	1961	9	1964/2006/2017
28	1998	10	1976/1982/2003/2004/2013/2019
27	1953/1966/1969	11	1958/1995/1996/2005

### OPP (SEASON)

MOST	FEWEST		
40	1959	5	1982
35	1958	8	1998
32	1967	8	2011
30	1960	9	1990
30	1977		

## FUMBLES

### COLTS MOST (GAME)

7	vs. Mia., Oct. 23, 1983
6	at NYJ., Nov. 14, 1971
6	vs. NYJ., Sept. 28, 1986
6	at NYJ., Nov. 16, 1986
6	vs. Jax., Nov. 23, 2014

### OPP MOST (GAME)

8	at N.E., Oct. 7, 1973
---	-----------------------

### COLTS (SEASON)

MOST	FEWEST		
41	1986	10	1998
38	1978	11	2009
37	1972	13	1967/2006/2008
36	1979	14	2005/2007/2010/2013
36	1987		

### OPP (SEASON)

MOST	FEWEST		
43	1987	11	2012
42	1953	11	1982
41	1986	14	1970
37	2002	15	2011
36	1978/2004	16	2000/2001/2019

## FUMBLES LOST

### COLTS MOST (GAME)

5	at Det., Oct. 20, 1957
5	at G.B., Sept. 29, 1963

### OPP MOST (GAME)

5	vs. L.A. Rams, Nov. 23, 1958
---	------------------------------

### COLTS (SEASON)

MOST	FEWEST		
25	1963	4	2013
22	1972	5	1998/2007/2008/2009
21	1953	6	2017
21	1979	7	2004/2016
20	1986/1993	8	1955/1967/1988/2005/2010

### OPP (SEASON)

MOST	FEWEST		
27	1953	3	2012
25	1987	6	1982
22	1973	7	2017
21	1976	8	1961/1967/2000/2015/2019
20	1978/1988		

## TOTAL TURNOVERS

### COLTS MOST (GAME)

8	at G.B., Oct. 8, 1961 (6/2f)
8	vs. Cle., Sept. 26, 1971 (5/3f)
8	vs. NYJ., Sept. 23, 1973 (8f)

# REGULAR TEAM



## OPP MOST (GAME)

9	vs. L.A. Rams, Nov. 23, 1958 (5f/4i)
9	at L.A. Rams, Dec. 4, 1954 (7i/2f)
8	at S.F., Nov. 29, 1954 (5i/3f)
8	vs. Chi, Oct. 2, 1960 (7i/1f)
8	at Phi, Nov. 15, 1963 (6i/2f)

## COLTS (SEASON)

MOST	FEWEST
48	1953 14 2013
47	1978 15 2017
44	1962 17 2009
42	1961 18 1975
40	1979 19 1964/2005/2006/2007

## OPP (SEASON)

MOST	FEWEST
56	1953 11 1982
52	1958 15 2012
49	1959 17 2011
47	1977 19 1998
45	1987 20 2017

## TURNOVER DIFFERENTIAL

### COLTS (SEASON)

BEST	WORST
30	1958 -18 1961
26	1959 -14 1969
23	1975 -14 1993
22	1964 -14 1998
21	1977 -13 1974
	-13 2001

PLUS

## PENALTIES

### GAME

#### COLTS MOST

16	at Den, Dec. 11, 1983
15	at Buf, Sept. 18, 1983
14	at K.C., Sept. 2, 1979
14	at Buf, Sept. 21, 1997

#### OPP MOST

19	vs. Buf, Sept. 23, 2001
17	vs. Pit, Oct. 30, 1977
16	vs. Chi, Dec. 5, 1965
15	vs. Chi, Nov. 21, 1954
15	at NYJ, Sept. 8, 1996
15	vs. S.D., Nov. 3, 1996
15	at N.E., Sept. 19, 1999

#### COLTS FEWEST

0	vs. S.F., Oct. 26, 1969
0	at GB, Sept. 10, 1966
0	vs. NYJ, Oct. 30, 1994
0	at K.C., Dec. 15, 1996
0	at Cle, Dec. 26, 1999
0	vs. CAR, Dec. 22, 2019

#### OPP FEWEST

0	at L.A. Rams, Dec. 18, 1965
0	vs. Stl, Oct. 12, 1964

## SEASON

### COLTS

MOST	FEWEST
137	1979 51 1960
122	1992 52 1967
120	1983/2018 52 1982
108	2015 53 1956
106	1981/1997/1998/2004 55 1958

### OPP

MOST	FEWEST
133	2015 58 1963

131	2018 59 1960/1964/1982
130	1999 60 57/58
128	2012
125	2016
123	2003

## YARDS PENALIZED - GAME

### COLTS MOST

153	at Buf, Sept. 18, 1983
151	at Buf, Oct. 19, 1986
131	at Ten, Oct. 23, 2016
127	at Chi, Oct. 16, 1955
126	at Mia, Oct. 15, 1987

### OPP MOST

148	vs. Chi, Nov. 21, 1954
146	vs. N.E., Nov. 4, 2007
145	at Jax, Oct. 2, 2016
142	vs. Chi, Dec. 5, 1965
139	vs. Dal, Oct. 15, 1972

## YARDS PENALIZED - SEASON

### COLTS

MOST	FEWEST
1,239	1979 433 1982
986	1983 458 1967
958	1992 483 1973
953	2018 504 1960
943	1995 507 1956

### OPP

MOST	FEWEST
1,208	2012 466 1982
1,168	2015 486 1956
1,159	2016 538 1960
1,115	2018 543 2008
1,093	1999 546 1957

## PUNTS

### PUNTS (GAME)

#### COLTS MOST

12	at NYJ, Sept. 25, 1977
12	at Buf, Oct. 6, 1996
12	at Chi, Oct. 10, 1954
11	at S.F., Nov. 29, 1964
11	at Mia, Nov. 11, 1973
11	at N.E., Oct. 19, 1975

#### OPP MOST (GAME)

11	vs. NYJ Sept. 19, 1971
11	at K.C. Sept. 2, 1979
11	at Buf Oct. 6, 1996
11	vs. Hou Dec. 1, 2002
11	vs. Cin Oct. 19, 2014

#### MOST BOTH TEAMS

23	at Buf. Oct. 6, 1996
21	at K.C. Sept. 2, 1979
20	vs. Den Spt. 11, 1983
20	vs. Hou Dec. 1, 2002
20	vs. N.O. Oct. 25, 2015

#### COLTS FEWEST

0	vs. Cle, Nov. 1, 1959
0	vs. Det, Nov. 19, 1967
0	at S.D., Nov. 7, 1976
0	vs. N.E., Sept. 1, 1991
0	vs. Buf, Sept. 23, 2001
0	vs. Ten, Dec. 5, 2004
0	at Hou, Oct. 23, 2005

#### OPP FEWEST

0	at S.F. 12/13/53
0	vs. G.B. 11/6/60
0	at Dal 9/4/78

# REGULAR TEAM



0 at Phi 11/15/81  
 0 at Buf 9/9/90  
 0 vs. Jax 12/2/07

## PUNTS (SEASON)

### COLTS

MOST	FEWEST	
101	1979	42 1961
98	1984	46 1982
94	1978	48 2006
91	1983	49 1966/1967/1968
88	2011	

### OPP

MOST	FEWEST	
95	1979	41 1982
90	2014	47 1973/2006
88	1971	48 1981
83	1975/1999/2014	50 1959
82	1987/2000	52 2004

## PUNTING AVERAGE

### COLTS (SEASON)

BEST		WORST	
48.41	2016	34.47	1957
47.67	2015	36.21	1979
47.57	2012	37.14	1974
46.70	2014	37.19	1954
46.57	2011	37.29	1958

### OPP (SEASON)

BEST		WORST	
47.52	2016	35.74	1978
47.50	2014	36.21	1977
47.04	2012	36.89	1976
46.41	1960	37.17	1987
46.30	2019	37.40	1973

## INTERCEPTION RETURN YDS.

### INTERCEPTION RETURN YARDS

#### COLTS MOST (GAME)

144	vs. G.B., Nov. 2, 1958
138	at Chi, Nov. 17, 1957
136	at S.F., Oct. 13, 1968
135	vs. Cle, Dec. 10, 1989
126	at N.E., Dec. 11, 1994

#### OPP MOST (GAME)

162	at Den, Nov. 27, 1977
161	at G.B., Oct. 19, 2008
143	vs. S.D., Nov. 4, 1984
132	vs. N.E., Nov. 15, 1992
129	vs. NYJ, Dec. 15, 1974

#### COLTS (SEASON)

MOST	FEWEST	
577	1959	75 1985
514	1958	87 1974
493	1975	97 1998
483	1968	100 2016
453	1967	106 1969

#### OPP MOST (SEASON)

MOST	FEWEST	
545	2001	111 1975
529	1978	117 1983
469	1953	119 1964
461	1992	119 2011
438	1966	125 2003

#### COLTS MOST TDS

4	1959/1965/1968/1975/1996/2012/2015
3	1967/1970/1994

#### OPP MOST TDS

6	2001
---	------

4 1973/1992/2010/2017

## PUNT RETURNS

### PUNT RETURNS

#### COLTS MOST (GAME)

9	at L.A. Rams, Nov. 22, 1964
9	vs. L.A. Rams, Nov. 27, 1966
9	at K.C., Sept. 2, 1979
8	vs. Det, Oct. 10, 1965
8	vs. NYJ, Sept. 19, 1971
8	vs. T.B., Oct. 3, 1976
8	at N.E., Nov. 11, 1990
8	vs. Buf, Oct. 13, 1974
8	vs. Den, Oct. 22, 1978
8	vs. S.D., Nov. 26, 1989
8	vs. N.O., Oct. 25, 2015

#### COLTS (SEASON)

MOST	FEWEST	
53	1963	12 1981
48	1955	14 1982
48	1964	22 2008/2016
45	1965	23 1960/2006
45	1966/2014	24 1973/2004/2005/2018/2019

#### OPP (SEASON)

MOST	FEWEST	
62	1984	15 1960
55	1983	17 2016
53	1978	18 1961
52	1986	19 1963/1968/2017
51	1975/1989	

## PUNT RETURN YARDS

#### COLTS MOST (GAME)

195	vs. Car, Dec. 22, 2019
164	vs. NYJ, Sept. 19, 1971
148	at G.B., Oct. 14, 1956
141	vs. S.D., Nov. 3, 1996
124	at N.E., Nov. 11, 1990
111	vs. Buf, Nov. 25, 2012

#### OPP MOST (GAME)

145	vs. Stl, Nov. 10, 2013
123	at K.C., Nov. 2, 1980
117	vs. N.E., Nov. 15, 2009
117	at N.E., Nov. 18, 2012
114	at G.B., Dec. 7, 1968

#### COLTS LEAST (GAME)

-8	at S.D., Oct. 23, 1988
-5	at Pit, Nov. 22, 1992
-5	at S.D., Nov. 11, 2007

#### OPP LEAST (GAME)

-5	vs. Hou, Sept. 13, 1992
-4	vs. Phi, Dec. 6, 1970
-3	vs. Hou, Dec. 31, 2017

#### COLTS (SEASON)

MOST	FEWEST	
485	1963	56 1981
453	1964	78 1982
449	1985	108 2011
447	1996	127 1960
439	1975	129 1973

#### OPP (SEASON)

MOST	FEWEST	
642	1983	48 1960
600	1984	62 1968
572	1985	71 1955
558	1989	80 2017
550	2011	93 2018

#### COLTS MOST TDS (SEASON)

2	2019
---	------

# REGULAR TEAM



## OPP MOST TDS (SEASON)

3	2015
2	1956

## FAIR CATCHES

### COLTS MOST (GAME)

6	vs. Cin, Oct. 19, 2014
6	vs. Jax, Oct. 4, 2015
5	vs. Det, Dec. 7, 1969
5	at N.E., Oct. 3, 1971
5	vs. L.A. Rams, Nov. 8, 1971
5	vs. G.B., Oct. 7, 2012
5	vs. Den, Oct. 27, 2019

### OPP MOST (GAME)

6	at S.F., Oct. 13, 1968
6	vs. Jax, Oct. 22, 2017
5	at Mia, Nov. 11, 1979

### MOST (SEASON)

COLTS		OPP	
34	1971	27	2017
28	2015/2018	24	1979
26	1970	23	2015
25	2005/2013/2014	22	2010
24	1992/2010/2011	21	1973/2000/2011

## KICKOFF RETURNS

### KICKOFF RETURNS

#### COLTS MOST (GAME)

9	at Chi, Oct. 21, 1956
9	at N.E., Nov. 18, 1979
9	at Buf, Sept. 21, 1997
9	at Bal, Dec. 2, 2001
9	vs. S.D., Nov. 28, 2010

#### OPP MOST (GAME)

10	vs. Buf, Dec. 12, 1976
10	vs. Den, Oct. 31, 1988
9	at N.O., Sept. 28, 2003
9	vs. Ten, Dec. 5, 2004

#### COLTS (SEASON)

MOST		FEWEST	
84	1981/2001	17	2018
74	1978	28	2017
74	1986	31	2011/2019
71	1998	32	1971/2016
70	1979	34	1958

## OPP (SEASON)

MOST		FEWEST	
93	2003	8	2015
92	2004	19	2011/2019
89	2005	24	2017
87	2001	25	1982
83	1999	26	2014

## KICKOFF RETURN YARDS

### COLTS MOST (GAME)

274	vs. NYJ, Sept. 24, 1972
252	vs. S.D., Dec. 26, 2004
219	at Dal, Sept. 4, 1978
213	vs. Sea, Sept. 14, 1997
204	at Chi, Oct. 21, 1956
204	vs. Cin, Oct. 11, 1981

### OPP MOST (GAME)

268	at Sea, Oct. 15, 2000
266	at Hou, Oct. 23, 2005
249	vs. NYJ, Nov. 16, 2003
233	at Hou, Sept. 23, 2007
230	vs. Chi, Oct. 4, 1958
230	vs. N.E., Dec. 21, 1975

### COLTS LEAST (GAME)

0	(43 times) Last: vs. Car Dec. 22, 2019
---	--

### OPP LEAST (GAME)

-2	at G.B., Oct. 19, 2008
----	------------------------

### COLTS (SEASON)

MOST		FEWEST	
1,832	2001	337	2018
1,651	1981	578	2011
1,648	1978	590	2017
1,545	2004	679	1971
1,510	2003	707	2019

## OPP (SEASON)

MOST		FEWEST	
2,029	2006/2007	156	2015
2,006	2001	441	2017
1,999	2003	470	2019
1,978	2005	538	1982
1,960	2004	551	1993

## COLTS MOST TDS (SEASON)

2	1958/1968
---	-----------

## OPP MOST TDS (SEASON)

3	2007
2	1977/2003/2006



# PLAYOFF INDIVIDUAL



## SERVICE

### MOST GAMES:

21	Reggie Wayne, 2002-14
19	Peyton Manning, 1998-11
19	Jeff Saturday, 1999-11
18	Justin Snow, 2000-11
18	Robert Mathis, 2003-13
17	Dwight Freeney, 2002-12
16	Raheem Brock, 2002-09
16	Ryan Diem, 2002-11
16	Marvin Harrison, 1996-08
15	Gary Brackett, 2003-10
15	Hunter Smith, 1999-08
15	Adam Vinatieri, 2006-18
13	Tarik Glenn, 1997-06
13	Antoine Bethea, 2006-13
12	Dallas Clark, 2003-11

## SCORING

### MOST POINTS

#### CAREER:

121	Adam Vinatieri, 2006-18
56	Reggie Wayne, 2001-14
54	Mike Vanderjagt, 1998-05
30	Edgerrin James, 1999-05
26	Jim O'Brien, 1970-72

#### GAME:

Colts:	18	Tom Matte at Cle, Dec. 29, 1968 (3 TD rushing)
	15	Adam Vinatieri at Bal, Jan. 13, 2007
	14	Adam Vinatieri vs. Cin, Jan. 4, 2015
	12	(16 times) Last: LaVon Brazill at N.E., Jan. 11, 2014
Opp:	24	LeGarrette Blount at N.E., Jan. 11, 2014 (4 TD rushing)
	18	Gary Collins at Cle, Dec. 27, 1964 (3 TD receiving)
		Dave Casper vs. Oak, Dec. 24, 1977 (3 TD receiving)
		LeGarrette Blount at N.E., Jan. 19, 2015 (3 TD rushing)
	16	Adam Vinatieri at N.E., Jan. 18, 2004
	14	Ryan Succop vs. K.C., Jan. 4, 2014
	14	Stevan Ridley at N.E., Jan. 11, 2014
	13	Al Del Greco vs. Ten, Jan. 16, 2000
	12	(11 times) Last: Knile Davis vs. K.C., Jan. 4, 2014

### MOST TOUCHDOWNS

#### CAREER:

9	Reggie Wayne, 2001-14
5	Edgerrin James, 1999-05
4	Dallas Clark, 2003-11
4	Joseph Addai, 2006-11
3	Tom Matte, 1961-72
3	Peyton Manning, 1998-11
3	Brandon Stokley, 2003-06
3	<b>T.Y. Hilton, 2012-18</b>

#### GAME:

Colts:	3	Tom Matte at Cle, Dec. 29, 1968 (3 TD rushing)
	2	(13 times) Last: LaVon Brazill at N.E., Jan. 11, 2014
Opp:	4	LeGarrette Blount at N.E., Jan. 11, 2014 (4 TD rushing)
	3	Gary Collins at Cle, Dec. 27, 1964 (3 TD receiving)
	3	Dave Casper vs. Oak, Dec. 24, 1977 (3 TD receiving)
	3	LeGarrette Blount at N.E., Jan. 18, 2015 (3 TD rushing)
	2	(10 times) Last: LaDainian Tomlinson vs. NYJ, Jan. 8, 2011

### MOST POINTS KICK-SCORING

#### CAREER:

121	Adam Vinatieri, 2006-18
54	Mike Vanderjagt, 1998-05
26	Jim O'Brien, 1970-72
25	Matt Stover, 2009
21	Lou Michaels, 1964-69

21 Cary Blanchard, 1995-97

#### GAME:

Colts:	15	Adam Vinatieri at Bal, Jan. 13, 2007
	14	Adam Vinatieri vs. Cin, Jan. 4, 2015
	12	Adam Vinatieri vs. N.E., Jan. 21, 2007
	12	Matt Stover vs. NYJ, 1/24/2010
	11	Mike Vanderjagt vs. Denver, 1/4/2004
	11	Adam Vinatieri vs. K.C., Jan. 6, 2007
	11	Adam Vinatieri vs. Chi, Feb. 4, 2007*
Opp:	16	Adam Vinatieri at N.E., Jan. 18, 2004
	14	Ryan Succop vs. K.C., Jan. 4, 2014
	13	Al Del Greco vs. Ten, Jan. 16, 2000
	11	John Hall at NYJ, Jan. 4, 2003
	11	Garrett Hartley vs. N.O., Feb. 7, 2010*

### MOST FIELD GOALS

#### CAREER:

30	Adam Vinatieri, 2006-18
11	Mike Vanderjagt, 1998-05
6	Jim O'Brien, 1970-72
6	Matt Stover, 2009
4	Lou Michaels, 1964-69
4	Cary Blanchard, 1995-97

#### GAME:

Colts:	5	Adam Vinatieri at Bal, Jan. 13, 2007
	4	Adam Vinatieri vs. Cin, Jan. 4, 2015
	3	Cary Blanchard at Pit, Jan. 14, 1996
	3	Mike Vanderjagt vs. Ten, Jan. 16, 2000
	3	Mike Vanderjagt at Mia, Dec. 30, 2000
	3	Adam Vinatieri vs. K.C., Jan. 6, 2007
	3	Adam Vinatieri vs. N.E., Jan. 21, 2007
	3	Adam Vinatieri vs. Chi, Feb. 4, 2007*
	3	Matt Stover vs. NYJ, Jan. 24, 2010
	3	Adam Vinatieri vs. NYJ, Jan. 8, 2011
	3	Adam Vinatieri at Bal, Jan. 6, 2013
Opp:	5	Adam Vinatieri at N.E., 1/18/2004
	4	Al Del Greco vs. Ten, 1/16/2000
	3	Pat Summerall vs. NYG, 12/27/1959
	3	Jim Turner vs. N.Y. Jets, 1/12/1969*
	3	Garrett Hartley vs. N.O., 2/7/2010*

### MOST FIELD GOAL ATTEMPTS

#### CAREER:

35	Adam Vinatieri, 2006-18
14	Jim O'Brien, 1970-72
14	Mike Vanderjagt, 1998-05
8	Lou Michaels, 1964-69
7	Cary Blanchard, 1995-97
7	Matt Stover, 2009

#### GAME:

Colts:	5	Adam Vinatieri at Bal, Jan. 13, 2007 (5-5)
	4	Jim O'Brien vs. Oak, Jan. 3, 1971 (2-4)
	4	Cary Blanchard at Pit, Jan. 14, 1996 (3-4)
	4	Mike Vanderjagt at Mia, Dec. 30, 2000 (3-4)
	4	Adam Vinatieri vs. Chi, Feb. 4, 2007* (3-4)
	4	Adam Vinatieri at Bal, Jan. 6, 2013 (3-4)
	4	Adam Vinatieri vs. Cin, Jan. 4, 2015 (4-4)
Opp:	5	Adam Vinatieri at N.E., Jan. 18, 2004 (5-5)
	4	Al Del Greco vs. Ten, Jan. 16, 2000 (4-4)
	3	(8 times) Last: Garrett Hartley vs. N.O., Feb. 7, 2010* (3-3)

### LONGEST FIELD GOAL COLTS

53	Adam Vinatieri vs. Cin, Jan. 4, 2015
52	Adam Vinatieri at Bal, Jan. 6, 2013
51	Adam Vinatieri at Bal, Jan. 13, 2007
50	Mike Vanderjagt at Mia, Dec. 30, 2000
50	Adam Vinatieri vs. K.C., Jan. 6, 2007
50	Adam Vinatieri vs. NYJ, Jan. 8, 2011
48	Adam Vinatieri vs. K.C., Jan. 6, 2007
48	Adam Vinatieri at Bal, Jan. 13, 2007

# PLAYOFF INDIVIDUAL



## LONGEST FIELD GOAL OPP.

57	Mike Nugent vs. Cin, Jan. 4, 2015
54	John Carney at S.D., Dec. 31, 1995
51	Matt Stover at Bal, Jan. 13, 2007
50	Norm Johnson at Pit, Dec. 29, 1996
49	Al Del Greco vs. Ten, Jan. 16, 2000

## MOST POINT AFTER ATTEMPTS

### CAREER:

31	Adam Vinatieri, 2006-18
21	Mike Vanderjagt, 1998-05
9	Lou Michaels, 1964-69
9	Cary Blanchard, 1995-97
8	Jim O'Brien, 1970-72

### GAME:

Colts:	7	Mike Vanderjagt vs. Den, Jan. 9, 2005
	6	Adam Vinatieri vs. K.C., Jan. 4, 2014
	5	Cary Blanchard at S.D., Dec. 31, 1995
	5	Mike Vanderjagt vs. Den, Jan. 4, 2004
	5	Mike Vanderjagt at K.C. Jan. 11, 2004
Opp:	6	Stephen Gostkowski at N.E., Jan. 18, 2015
	5	Matt Bahr at Cle, Jan. 9, 1988
	5	John Hall at NYJ, Jan. 4, 2003
	5	Ryan Succop vs. K.C., Jan. 4, 2014
	5	Stephen Gostkowski at N.E., Jan. 11, 2014
	4	(7 times) Last: Nate Kaeding vs. S.D., Jan. 13, 2008

## RUSHING

### MOST ATTEMPTS

### CAREER:

158	Joseph Addai, 2006-11
157	Edgerrin James, 1999-05
98	Dominic Rhodes, 2001-06, 2008, 2010

### GAME:

Colts:	26	Lydell Mitchell at Pit, Dec. 27, 1975 (26-63)
	26	Edgerrin James at K.C., Jan. 11, 2004 (26-125)
	25	Norm Bulaich vs. Cin, Dec. 26, 1970 (25-116)
	25	Joseph Addai vs. K.C., Jan. 6, 2007 (25-122)
Opp:	40	Lamar Smith at Mia, Dec. 30, 2000
	30	Matt Snell vs. NYJ, Jan. 12, 1969* (30-121)
	30	LeGarrette Blount at N.E., Jan. 18, 2015
	27	Jim Brown at Cle, Dec. 27, 1964 (27-114)
	27	Franco Harris at Pit, Dec. 27, 1975 (27-153)

### MOST YARDS

### CAREER:

621	Joseph Addai, 2006-11
616	Edgerrin James, 1999-05
407	Dominic Rhodes, 2001-06, 2008, 2010

### GAME:

Colts:	148	Marlon Mack at Hou, Jan. 5, 2019 (24-148)
	147	Zack Crockett at S.D., Dec. 31, 1995 (13-147)
	125	Edgerrin James at K.C., Jan. 11, 2004 (26-125)
	122	Joseph Addai vs. K.C., Jan. 6, 2007 (25-122)
	116	Tom Matte vs. NYJ, Jan. 12, 1969* (11-116)
	116	Norm Bulaich vs. Cin, Dec. 26, 1970 (25-116)
Opp:	209	Lamar Smith at Mia, Dec. 30, 2000 (40-209)
	176	Priest Holmes at K.C., Jan. 11, 2004 (24-176)
	166	LeGarrette Blount at N.E., Jan. 11, 2014
	162	Eddie George vs. Ten, Jan. 16, 2000 (26-162)
	153	Franco Harris at Pit, Dec. 27, 1975 (27-153)
	148	LeGarrette Blount at N.E., Jan. 18, 2015
	144	Corey Dillon at N.E., Jan. 16, 2005 (23-144)

### HIGHEST AVERAGE (MIN. 15 CARRIES)

### CAREER:

8.1	Zack Crockett, 1995-97
5.9	Marlon Mack, 2017-18
4.4	John Unitas, 1956-72

4.2	Alan Ameche, 1955-60
4.2	Tom Matte, 1961-72
4.2	Dominic Rhodes, 2001-06, 2008, 2010

### GAME:

Colts:	11.3	Zack Crockett at S.D., Dec. 31, 1995
	10.6	Tom Matte vs. NYJ, Jan. 12, 1969*
	6.2	Marlon Mack at Hou, Jan. 5, 2019
	5.5	Jerry Hill at Cle, Dec. 29, 1968
Opp:	7.5	Thomas Jones vs. Chi, Feb. 4, 2007*
	7.3	Franco Harris vs. Pit, Dec. 19, 1976
	7.3	Priest Holmes at K.C., Jan. 11, 2004

## MOST RUSHING TOUCHDOWNS

### CAREER:

5	Edgerrin James, 1999-05
4	Joseph Addai, 2006-11
3	Tom Matte, 1961-72
3	Peyton Manning, 1998-11

### GAME:

Colts:	3	Tom Matte at Cle, Dec. 29, 1968
	2	Alan Ameche at NYG, Dec. 28, 1958
	2	Edgerrin James at K.C., Jan. 11, 2004
	2	Norm Bulaich vs. Oak, Jan. 3, 1971
	2	Don Nottingham at Cle, Dec. 26, 1971
	2	Ron Lee vs. Oak, Dec. 24, 1977
	2	Zack Crockett at S.D., Dec. 31, 1995
Opp:	4	LeGarrette Blount at N.E., Jan. 11, 2014
	3	LeGarrette Blount at N.E., Jan. 18, 2015
	2	Reggie Harrison vs. Pit, Dec. 19, 1976
	2	Jerome Bettis at Pit, Dec. 29, 1996
	2	Kordell Stewart at Pit, Dec. 29, 1996
	2	Lamar Smith at Mia, Dec. 30, 2000
	2	LaMont Jordan at N.Y. Jets, Jan. 4, 2003
	2	Priest Holmes at K.C., Jan. 11, 2004
	2	Darren Sproles at S.D., Jan. 3, 2009
	2	LaDainian Tomlinson vs. NYJ, Jan. 8, 2011

## LONGEST RUSH

### LONGEST RUSH

Colts:	66t	Zack Crockett at S.D., Dec. 31, 1995
	58t	Tom Matte vs. NYJ, Jan. 12, 1969*
	36t	Dominic Rhodes vs. Chi, Feb. 4, 2007*
Opp:	73t	LeGarrette Blount at N.E., Jan. 11, 2014
	68t	Eddie George vs. Ten, Jan. 16, 2000
	52	Thomas Jones vs. Chi, Feb. 4, 2007*
	50	Franco Harris vs. Pit, Dec. 19, 1976

## LONGEST RUSHING TOUCHDOWN

### LONGEST RUSHING TOUCHDOWN

Colts:	66t	Zack Crockett at S.D., Dec. 31, 1995
	33t	Zack Crockett at S.D., Dec. 31, 1995
	13t	Ron Lee vs. Oak, Dec. 24, 1977
	12t	Tom Matte at Cle, Dec. 27, 1968
Opp:	73t	LeGarrette Blount at N.E., Jan. 11, 2014
	68t	Eddie George vs. Ten, Jan. 16, 2000
	36t	Tyreek Hill at K.C., Jan. 12, 2019
	31t	Jon Witman at Pit, Dec. 29, 1996
	30t	Clarence Davis vs. Oak, Dec. 24, 1977

## PASSING

### MOST ATTEMPTS

### CAREER:

718	Peyton Manning, 1998-11
328	Andrew Luck, 2012-18
226	John Unitas, 1956-72

### Game:

Colts:	54	Andrew Luck at Bal, Jan. 6, 2013 (28-54-288-0-1)
	48	Peyton Manning vs. S.D., Jan. 13, 2008 (33-48-402-3-2)
	47	Peyton Manning at N.E., Jan. 18, 2004 (23-47-237-1-4)

# PLAYOFF INDIVIDUAL



47	Peyton Manning vs. N.E., Jan. 21, 2007 (27-47-349-1-1)
45	Peyton Manning vs. N.O., Feb. 7, 2010* (31-45-333-1-1)
45	Andrew Luck vs. K.C., Jan. 4, 2014 (29-45-443-4-3)
44	Peyton Manning vs. Bal. Jan. 16, 2010 (30-44-246-2-1)
44	Andrew Luck vs. Cin. Jan. 4, 2015 (31-44-376-1-0)
43	Andrew Luck at Den. Jan. 11, 2015 (27-43-265-2-2)
Opp:	47 Stan Humphries at S.D., Dec. 31, 1995 (23-47-292-2-4)
46	Alex Smith vs. K.C., Jan. 4, 2014 (30-46-363-4-0)
46	Peyton Manning vs. Den. Jan. 11, 2015 (26-46-211-1-0)
44	Joe Kapp vs. Min. Dec. 22, 1968 (26-44-287-2-2)
41	Neil O'Donnell at Pit. Jan. 14, 1996 (25-41-205-1-1)
41	Patrick Mahomes at K.C., Jan. 19, 2019 (27-41-278-0-0)
40	Kenny Stabler vs. Oak. Dec. 24, 1977 (21-40-345-3-2)

## MOST COMPLETIONS

### CAREER:

453	Peyton Manning, 1998-11
185	Andrew Luck, 2012-18
120	John Unitas, 1956-72

### GAME:

Colts:	33 Peyton Manning vs. S.D., Jan. 13, 2008 (33-48-402-3-2)
31	Peyton Manning vs. N.O., Feb. 7, 2010* (31-45-333-1-1)
31	Andrew Luck vs. Cin. Jan. 4, 2015 (31-44-376-1-0)
30	Peyton Manning vs. K.C., Jan. 6, 2007 (30-38-268-1-3)
30	Peyton Manning vs. Bal. Jan. 16, 2010 (30-44-246-2-1)
Opp:	32 Drew Brees vs. N.O., Feb. 7, 2010* (32-39-288-2-0)
30	Alex Smith vs. K.C., Jan. 4, 2014 (30-46-363-4-0)
27	Patrick Mahomes at K.C., Jan. 12, 2019 (27-41-278-0-0)
26	Joe Kapp vs. Min. Dec. 22, 1968 (26-44-287-2-2)
26	Peyton Manning vs. Den. Jan. 11, 2015 (26-46-211-1-0)
25	Neil O'Donnell at Pit. Jan. 14, 1996 (25-41-205-1-1)
24	Jake Plummer vs. Den. Jan. 9, 2005 (24-34-284-2-1)

## MOST YARDS

### CAREER:

5389	Peyton Manning, 1998-11
2,254	Andrew Luck, 2012-18
1663	John Unitas, 1956-72

### GAME:

Colts:	458 Peyton Manning vs. Den. Jan. 9, 2005 (27-33-458-4-1)
436	Andrew Luck vs. K.C., Jan. 4, 2014 (29-45-436-4-3)
402	Peyton Manning vs. S.D., Jan. 13, 2008 (33-48-402-3-2)
377	Peyton Manning vs. Den. Jan. 4, 2004 (22-26-377-5-0)
377	Peyton Manning vs. N.Y. Jets, Jan. 24, 2010 (26-39-377-3-0)
376	Andrew Luck vs. Cin. Jan. 4, 2015 (31-44-376-1-0)
349	John Unitas at N.Y. Giants, Dec. 28, 1958 (26-40-349-1-1)
349	Peyton Manning vs. N.E., Jan. 21, 2007 (27-47-349-1-1)
Opp:	363 Alex Smith vs. K.C., Jan. 4, 2014 (30-46-363-4-0)
345	Kenny Stabler vs. Oak. Dec. 24, 1977 (21-40-345-3-2)
292	Stan Humphries at S.D., Dec. 31, 1995 (23-47-292-2-4)
288	Drew Brees vs. N.O., Feb. 7, 2010* (32-39-288-2-0)

## HIGHEST COMPLETION PERCENTAGE (MIN. 50

### ATT/CAREER, 15 ATT/GAME)

### CAREER:

63.1	Peyton Manning, 1998-11
56.4	Andrew Luck, 2012-18
53.1	John Unitas, 1956-72

### GAME:

Colts:	84.6 Peyton Manning vs. Den. Jan. 4, 2004 (22-26-377-5-0)
81.8	Peyton Manning vs. Den. Jan. 9, 2005 (27-33-458-4-1)
78.9	Peyton Manning vs. K.C., Jan. 6, 2007 (30-38-268-1-3)
Opp:	82.1 Drew Brees vs. N.O., Feb. 7, 2010* (32-39-288-2-0)
77.8	Terry Bradshaw vs. Pit. Dec. 19, 1976 (14-18-264-3-1)
76.7	Jake Plummer vs. Den. Jan. 4, 2004 (23-30-181-1-2)

## MOST TOUCHDOWN PASSES

### CAREER:

29	Peyton Manning, 1998-11
12	Andrew Luck, 2012-18

7 John Unitas, 1956-72

### GAME:

Colts:	5 Peyton Manning vs. Den. Jan. 4, 2004 (22-26-377-5-0)
4	Peyton Manning vs. Den. Jan. 2005 (27-33-458-4-1)
4	Andrew Luck vs. K.C., Jan. 4, 2014 (29-45-436-4-3)
3	Peyton Manning at K.C., Jan. 11, 2004 (22-30-304-3-0)
3	Peyton Manning vs. S.D., Jan. 13, 2008 (33-48-402-3-2)
3	Peyton Manning vs. N.Y. Jets, Jan. 24, 2010 (26-39-377-3-0)
Opp:	4 Alex Smith vs. K.C., Jan. 4, 2014 (30-46-363-4-0)
3	Frank Ryan at Cle. Dec. 27, 1964 (11-18-206-3-1)
3	Terry Bradshaw vs. Pit. Dec. 19, 1976 (14-18-264-3-0)
3	Kenny Stabler vs. Oak. Dec. 24, 1977 (21-40-345-3-2)
3	Bernie Kosar at Clev. Jan. 9, 1988 (20-31-229-3-1)
3	Chad Pennington at N.Y. Jets, Jan. 4, 2003 (19-25-222-3-0)
3	Philip Rivers vs. S.D., Jan. 13, 2008 (14-19-264-3-1)
3	Tom Brady at N.E., Jan. 18, 2015 (23-35-226-3-1)
2	(8 times) Last: Joe Flacco at Bal. Jan. 6, 2013 (12-23-282-2-0)

## MOST PASSES HAD INTERCEPTED

### CAREER:

19	Peyton Manning, 1998-11
13	Andrew Luck, 2012-18
10	John Unitas, 1956-72

### GAME:

Colts:	4 Peyton Manning at N.E., Jan. 18, 2004 (23-47-237-1-4)
4	Andrew Luck at N.E., Jan. 11, 2014 (20-41-331-2-4)
3	Earl Morrall vs. N.Y. Jets, Jan. 12, 1969* (6-17-71-0-3)
3	John Unitas at Mia. Jan. 2, 1972 (20-36-224-0-3)
3	Peyton Manning vs. K.C., Jan. 6, 2007 (30-38-268-1-3)
3	Andrew Luck vs. K.C., Jan. 4, 2014 (29-45-436-4-3)
2	(9 times) Last: Andrew Luck at N.E., Jan. 18, 2015 (12-33-126-0-2)
Opp:	4 Stan Humphries at S.D., Dec. 31, 1995 (23-47-292-2-4)
3	George Blanda vs. Oak. Jan. 3, 1971 (17-32-271-2-3)
3	Craig Morton vs. Dal. Jan. 17, 1971* (12-26-127-1-3)
3	Bill Nelsen at Cle. Dec. 26, 1971 (9-21-104-0-3)
3	Steve Bono at K.C., Jan. 7, 1996 (11-25-122-1-3)
3	Jay Fiedler at Mia. Dec. 30, 2000 (19-34-185-1-3)

## LONGEST PASS PLAY

### LONGEST PASS PLAY

Colts:	87t Peyton Manning to Brandon Stokley vs. Den. Jan. 4, 2004
75t	John Unitas to John Mackey vs. Dal. Jan. 17, 1971*
72t	Peyton Manning to Reggie Wayne at S.D., Jan. 3, 2009
68t	John Unitas to Ray Perkins vs. Oak. Jan. 3, 1971
Opp:	80t Mark Sanchez to Braylon Edwards vs. N.Y. Jets, Jan. 24, 2010
79t	Alex Smith to Donnie Avery vs. K.C., Jan. 4, 2014
76t	Terry Bradshaw to Frank Lewis vs. Pit. Dec. 19, 1976
75t	Bob Griese to Paul Warfield at Mia. Jan. 2, 1972

## RECEIVING

### MOST RECEPTIONS

### CAREER:

93	Reggie Wayne, 2001-14
65	Marvin Harrison, 1996-08
64	Dallas Clark, 2003-11

### GAME:

Colts:	13 T.Y. Hilton vs. K.C., Jan. 4, 2014 (13-224, 2 TDs)
12	Raymond Berry at NYG, Dec. 28, 1958 (12-178, 1 TD)
11	Pierre Garcon vs. NYJ, Jan. 24, 2010 (11-151, 1 TD)
10	Reggie Wayne vs. Den. Jan. 9, 2005 (10-221, 2 TDs)
10	Joseph Addai vs. Chi. Feb. 4, 2007* (10-66)
10	Daniel Herron vs. Cin. Jan. 4, 2015 (10-85)
9	Dallas Clark vs. K.C., Jan. 6, 2007 (9-103)
9	Joseph Addai vs. S. D., Jan. 13, 2008 (9-67)
9	Reggie Wayne at Bal. Jan. 6, 2013 (9-114)
Opp:	10 Ronnie Harmon at S.D., Dec. 31, 1995 (10-133)

# PLAYOFF INDIVIDUAL



9	Bob Schnelker vs. NYG, Dec. 27, 1959 (9-175, 1 TD)
9	Ray Rice vs. Bal, Jan. 16, 2010 (9-60)
9	Julian Edelman at N.E., Jan. 18, 2015 (9-98)

## MOST YARDS

### CAREER:

1254	Reggie Wayne, 2001-14
883	Marvin Harrison, 1996-08
847	Dallas Clark, 2003-11

### MOST YARDS GAME:

Colts:	<b>224</b>	<b>T.Y. Hilton vs. K.C., Jan. 4, 2014 (13-224, 2 TDs)</b>
	221	Reggie Wayne vs. Den, Jan. 9, 2005 (10-221, 2 TDs)
	178	Raymond Berry at NYG, Dec. 28, 1958 (12-178, 1 TD)
	151	Pierre Garcon vs. NYJ, Jan. 24, 2010 (11-151, 1 TD)
	148	Willie Richardson vs. Min, Dec. 22, 1968 (6-148)
	144	Brandon Stokley vs. Den, Jan. 4, 2004 (4-144)
Opp:	175	Bob Schnelker vs. NYG, Dec. 27, 1959 (9-175, 1 TD)
	150	Dwayne Bowe vs. K.C., Jan. 4, 2014 (8-150, 1 TD)
	145	Anquan Boldin at Bal, Jan. 6, 2013 (5-145, 1 TD)
	133	George Sauer vs. NYJ, Jan. 12, 1969* (8-133)
	133	Ronnie Harmon at S.D., Dec. 31, 1995 (10-133)
	130	Gary Collins at Cle, Dec. 27, 1964 (5-130, 3 TD)
	125	Paul Warfield at Mia, Jan. 2, 1972 (2-125, 1 TD)
	113	Cliff Branch vs. Oak, Dec. 24, 1977 (6-113)

## HIGHEST AVERAGE (MIN. 10 REC., 2 REC/GAME)

### CAREER:

21.1	Eddie Hinton, 1969-72
18.9	Lenny Moore, 1956-67
18.9	Willie Richardson, 1963-69, 1971

### GAME:

Colts:	42.0	Lenny Moore vs. NYG, Dec. 27, 1959 (3-126, 1 TD)
	40.0	Ray Perkins vs. Oak, Jan. 3, 1971 (2-80, 1 TD)
	40.0	John Mackey vs. Dal, Jan. 17, 1971* (2-80, 1 TD)
Opp:	62.5	Paul Warfield at Mia, Jan. 2, 1972 (2-125, 1 TD)
	51.5	Frank Lewis vs. Pit, Dec. 19, 1976 (2-103, 1 TD)
	50.0	Braylon Edwards vs. NYJ, Jan. 24, 2010 (2-100, 1 TD)

## MOST TOUCHDOWN RECEPTIONS

### CAREER:

9	Reggie Wayne, 2001-14
4	Dallas Clark, 2003-11
3	Brandon Stokley, 2003-06
3	Pierre Garcon, 2008-11
<b>3</b>	<b>T.Y. Hilton, 2012-18</b>
2	Austin Collie, 2009-12
2	Marvin Harrison, 1996-08
2	John Mackey, 1963-71
2	Floyd Turner, 1994-95
2	LaVon Brazill, 2012-13

### GAME:

Colts:	2	Marvin Harrison vs. Den, Jan. 4, 2004
	2	Brandon Stokley vs. Den, Jan. 4, 2004
	2	Reggie Wayne vs. Den, Jan. 9, 2005
	<b>2</b>	<b>T.Y. Hilton vs. K.C., Jan. 4, 2014</b>
	2	LaVon Brazill at N.E., Jan. 11, 2014
Opp:	3	Gary Collins at Cle, Dec. 27, 1964
	3	Dave Casper vs. Oak, Dec. 24, 1977
	2	Lynn Swann vs. Pit, Dec. 19, 1976

## LONGEST RECEPTION

### Colts:

87t	Brandon Stokley from Peyton Manning vs. Den, Jan. 4, 2004	
75t	John Mackey from John Unitas vs. Dal, Jan. 17, 1971*	
72t	Reggie Wayne from Peyton Manning at S.D., Jan. 3, 2009	
68t	Ray Perkins from John Unitas vs. Oak, Jan. 3, 1971	
<b>64t</b>	<b>T.Y. Hilton from Andrew Luck vs. K.C., Jan. 4, 2014</b>	
60	Lenny Moore from John Unitas at NYG, Dec. 28, 1958	
Opp:	80t	Braylon Edwards from Mark Sanchez vs. N.Y. Jets, 1/24/2010
	79t	Donnie Avery from Alex Smith vs. K.C., 1/4/2014

76t	Frank Lewis from Terry Bradshaw vs. Pit, 12/19/1976
75t	Paul Warfield from Bob Griese at Mia, 1/2/1972
62t	Kyle Rote from Charlie Conner at N.Y. Giants, 12/28/1958
56t	Richie Anderson from Chad Pennington at N.Y. Jets, 1/4/2003
56t	Darren Sproles from Philip Rivers vs. S.D., 1/13/2008

## YARDS FROM SCRIMMAGE

### MOST ATTEMPTS

#### CAREER:

204	Joseph Addai, 2006-11
185	Edgerrin James, 1999-05
109	Dominic Rhodes, 2001-06, 2008, 2010

#### MOST ATTEMPTS GAME:

Colts:	32	Joseph Addai vs. K.C., Jan. 6, 2007 (25 rush/7 rec.)
	31	Daniel Herron at Den, Jan. 11, 2015 (23 rush/8 rec.)
	30	Lydell Mitchell at Pit, Dec. 27, 1975 (26 rush/4 rec.)
	29	Joseph Addai vs. Chi, Feb. 4, 2007* (19 rush/10 rec.)
Opp:	43	Lamar Smith at Mia, Dec. 30, 2000 (40 rush/3 rec.)
	34	Matt Snell vs. N.Y. Jets, Jan. 12, 1969* (30 rush/4 rec.)
	30	Jim Brown at Cle, Dec. 27, 1964 (27 rush/3 rec.)
	30	LeGarrette Blount at N.E., Jan. 18, 2015 (30 rush)
	30	Damien Williams at K.C., Jan. 12, 2019 (25 rush/5 rec.)

### MOST YARDS

#### CAREER:

1254	Reggie Wayne, 2001-14
919	Joseph Addai, 2006-11
883	Marvin Harrison, 1996-08

#### GAME:

Colts:	<b>224</b>	<b>T.Y. Hilton vs. K.C., Jan. 4, 2014 (224 rec.)</b>
	221	Reggie Wayne vs. Den, Jan. 9, 2005 (221 rec.)
	178	Raymond Berry at NYG, Dec. 28, 1958 (178 rec.)
	157	Zack Crockett at S.D., Dec. 31, 1995 (147 rush/10 rec.)
Opp:	227	Lamar Smith at Mia, Dec. 30, 2000 (209 rush/18 rec.)
	208	Priest Holmes at K.C., Jan. 11, 2004 (176 rush/32 rec.)
	176	Eddie George vs. Ten, Jan. 16, 2000 (162 rush/14 rec.)
	175	Bob Schnelker vs. NYG, Dec. 27, 1959 (175 rec.)

## PUNTING

### MOST PUNTS

#### CAREER:

60	David Lee, 1966-78
52	Hunter Smith, 1999-08
39	Pat McAfee, 2009-14

#### GAME:

Colts:	12	David Lee vs. Oak, Dec. 24, 1977
	9	David Lee at Pit, Dec. 27, 1975
	8	Tom Gilburg at G.B., Dec. 26, 1965
	8	Chris Gardocki at Pit, Dec. 29, 1996
Opp:	9	Ron Widby vs. Dal, Jan. 17, 71*
	8	Dave Lewis vs. Cin, Dec. 26, 1970
	8	Ray Guy vs. Oak, Dec. 24, 77
	8	Kevin Huber vs. Cin, Jan. 4, 2015

### MOST PUNT YARDS

#### CAREER:

2397	David Lee, 1966-78
2288	Hunter Smith, 1999-08
1830	Pat McAfee, 2009-14

#### GAME:

Colts:	438	David Lee vs. Oak, Dec. 24, 1977
	361	David Lee at Pit, Dec. 27, 1975
	340	Hunter Smith vs. Ten, Jan. 16, 2000
Opp:	380	Kevin Huber vs. Cin, Jan. 4, 2015
	377	Ron Widby vs. Dal, Jan. 17, 1971*
	374	Ray Guy vs. Oak, Dec. 24, 1977
	316	Mike Scifres at S.D, Jan. 3, 2009

# PLAYOFF INDIVIDUAL



## HIGHEST PUNTING AVERAGE (MIN. 2/CAREER, 3 ATT/GAME)

### CAREER:

46.9 Pat McAfee, 2009-14

**44.2 Rigoberto Sanchez, 2017-18**

44.0 Hunter Smith, 1999-08

41.1 Chris Gardocki, 1995-97

### GAME:

Colts: 52.8 Hunter Smith vs. N.E., Jan. 21, 2007 (4-211)

51.8 Pat McAfee at N.E., Jan. 11, 2014 (5-259)

51.5 Pat McAfee vs. Cin, Jan. 4, 2015 (4-206)

50.8 Raymond Brown at NYG, Dec. 28, 1958 (4-203)

50.0 Chris Gardocki at Pit, Jan. 14, 1996 (4-200)

Opp: 59.0 Mike Scifres vs. S.D., Jan. 13, 2008 (3-177)

52.7 Mike Scifres at S.D., Jan. 3, 2009 (6-316)

52.3 Dustin Colquitt vs. K.C., Jan. 6, 2007 (6-314)

## MOST TOUCHBACKS

### CAREER:

7 David Lee, 1966-78

6 Hunter Smith, 1999-08

### MOST TOUCHBACKS GAME:

Colts: 2 David Lee at Pit, Dec. 27, 1975

2 Pat McAfee vs. Cin, Jan. 4, 2015

**2 Rigoberto Sanchez at K.C., Jan. 12, 2019**

Opp: 2 Sean Weatherford vs. NYJ, Jan. 8, 2011

3 Ray Guy vs. Oak, Dec. 24, 1977

## MOST PUNTS BLOCKED

### CAREER:

1 David Lee, 1966-78

### GAME:

Colts: 1 David Lee vs. Oak, Dec. 24, 1977

Opp: 1 Dustin Colquitt at K.C., Jan. 12, 2019

## LONGEST PUNT

### GAME:

Colts: 68 Pat McAfee vs. Cin, Jan. 4, 2015

63 Hunter Smith at S.D., Jan. 3, 2009

60 Hunter Smith at S.D., Jan. 3, 2009

58 Rohn Stark at Cle, Jan. 9, 1988

58 Hunter Smith vs. N.E., Jan. 21, 2007

58 Pat McAfee at N.E., Jan. 11, 2014

58 Pat McAfee at N.E., Jan. 18, 2015

Opp: 67 Mike Scifres at S.D., Jan. 3, 2009

66 Dustin Colquitt vs. K.C., Jan. 6, 2007

66 Mike Scifres vs. S.D., Jan. 13, 2008

## PUNT RETURNS

### MOST RETURNS

#### CAREER:

15 Terrence Wilkins, 1999-01, 2003, 2006

13 Ron Gardin, 1970-71

12 Rick Volk, 1967-75

#### GAME:

Colts: 7 Ron Gardin vs. Cin, Dec. 26, 1970

5 Rick Volk at Mia, Jan. 2, 1972

5 Jahine Arnold at Pit, Dec. 29, 1996

5 Josh Cribbs vs. Cin, Jan. 4, 2015

4 (7 times) Last: T.J. Rushing vs. Bal, Jan. 16, 2010

Opp: 5 Neil Colzie vs. Oak, Dec. 24, 1977

5 Jahine Arnold at Pit, Dec. 29, 1996

5 Antwaan Randle El vs. Pit, Jan. 15, 2006

5 Tyreek Hill at K.C., Jan. 12, 2019

4 Tamarick Vanover at K.C., Jan. 7, 1996

4 Jacoby Jones at Bal, Jan. 6, 2013

## MOST YARDS

### CAREER:

167 Terrence Wilkins, 1999-01, 2003, 2006

79 T.J. Rushing, 2006-09

71 Ray Buchanan, 1993-96

### GAME:

Colts: 52 Ray Buchanan at S.D., Dec. 31, 1995

46 T.J. Rushing vs. S.D., Jan. 13, 2008

42 Terrence Wilkins vs. Chi, Feb. 4, 2007\*

Opp: 77 Jahine Arnold at Pit, Dec. 29, 1996

72 Darren Sproles at S.D., Jan. 3, 2009

71 Leroy Kelly at Cle, Dec. 26, 1971

71 Julian Edelman at N.E., Jan. 18, 2015

## HIGHEST AVERAGE (MIN. 4 RETURNS, 2/GAME)

### CAREER:

11.8 Ray Buchanan, 1993-96

11.1 Terrence Wilkins, 1999-01, 2003, 2006

10.3 Howard Stevens, 1975-77

### GAME:

Colts: 26.0 Ray Buchanan at S.D., Dec. 31, 1995 (2-52)

15.3 T.J. Rushing vs. S.D., Jan. 13, 2008 (3-46)

14.0 Terrence Wilkins vs. Chi, Feb. 4, 2007\* (3-42)

Opp: 24.0 Darren Sproles at S.D., Jan. 3, 2009 (3-72)

23.7 Leroy Kelly at Cle, Dec. 26, 1971 (3-71)

23.7 Julian Edelman at N.E., Jan. 18, 2015 (3-71)

17.7 Andre Hastings at Pit, Jan. 14, 1996 (3-53)

## LONGEST RETURN

### GAME:

Colts: 46 Ray Buchanan at S.D., Dec. 31, 1995

24 Terrence Wilkins vs. Ten, Jan. 16, 2000

22 T.J. Rushing vs. S.D., Jan. 13, 2008

Opp: 48 Leroy Kelly at Cle, Dec. 26, 1971

45 Julian Edelman at N.E., Jan. 18, 2015

34 Jacoby Jones at Bal, Jan. 6, 2013

33 Andre Hastings at Pit, Jan. 14, 1996

## KICKOFF RETURNS

### MOST RETURNS

#### CAREER:

20 Terrence Wilkins, 1999-00, 2003, 2006

19 Dominic Rhodes, 2001-06, 2008, 2010

12 Chad Simpson, 2008-09

#### GAME:

Colts: 6 Albert Bentley at Cle, Jan. 9, 1988

5 (6 times) Last: Chad Simpson vs. N.O., Feb. 7, 10\*

Opp: 7 Dante Hall at K.C., Jan. 11, 2004

6 (4 times) Last: Ellis Hobbs vs. N.E., Jan. 21, 2007

## MOST YARDS

### CAREER:

417 Dominic Rhodes, 2001-06, 2008, 2010

386 Terrence Wilkins, 1999-01, 2003, 2006

258 Chad Simpson, 2008-09

### GAME:

Colts: 134 Marshall Johnson vs. Oak, Dec. 24, 77

129 T.J. Rushing vs. S.D., Jan. 13, 2008

121 Dominic Rhodes at N.E., Jan. 18, 04

114 Albert Bentley at Cle, Jan. 9, 1988

111 Chad Simpson vs. N.O., Feb. 7, 10\*

Opp: 220 Ellis Hobbs vs. N.E., Jan. 21, 2007

208 Dante Hall at K.C., Jan. 11, 2004

169 Carl Garrett vs. Oak, Dec. 24, 1977

## HIGHEST AVERAGE (MIN. 3/CAREER, 2/GAME)

### CAREER:

44.7 Marshall Johnson, 1975-80

30.0 LaVon Brazil, 2012-13

# PLAYOFF INDIVIDUAL



29.0	Josh Cribbs, 2014
27.8	Preston Pearson, 1967-68
27.7	Charlie Pittman, 1971

## GAME:

Colts:	44.7	Marshall Johnson vs. Oak, Dec. 24, 1977 (3-136, 1 TD)
	33.5	Josh Cribbs vs. Cin, Jan. 4, 2015 (2-67)
	30.0	LaVon Brazill vs. K.C., Jan. 4, 2014 (3-90)
	29.5	Preston Pearson vs. NYJ, Jan. 12, 1969* (2-59)
	29.0	Charlie Pittman at Mia, Jan. 2, 1972 (2-58)
	27.7	Chad Simpson vs. NYJ, Jan. 24, 2010 (3-83)
Opp:	36.7	Ellis Hobbs vs. N.E., Jan. 21, 2007 (6-220)
	33.8	Carl Garrett vs. Oak, Dec. 24, 1977 (5-169)
	30.0	Phil King vs. N.Y. Giants, Dec. 27, 1959 (2-60)
	30.0	Jacoby Jones at Baltimore, Jan. 6, 2013 (2-60)

## LONGEST RETURN

### GAME:

Colts:	87t	Marshall Johnson vs. Oak, Dec. 24, 1977
	38	Charlie Pittman at Mia, Jan. 2, 1972
	38	Albert Bentley at Cle, Jan. 9, 1988
	38	Josh Cribbs vs. Cin, Jan. 4, 2015
Opp:	92t	Dante Hall at K.C., Jan. 11, 2004
	92t	Devin Hester vs. Chi, Feb. 4, 2007*
	80	Ellis Hobbs vs. N.E., Jan. 21, 2007

## SACKS

### CAREER:

9	Dwight Freeney, 2002-12
6.5	Robert Mathis, 2003-14
3	Larry Tripplett, 2002-05
3	<b>Kenny Moore II, 2017-18</b>

### GAME:

2	Dwight Freeney vs. K.C., Jan. 6, 2007
2	Dwight Freeney at S.D., Jan. 3, 2009
2	Robert Mathis at S.D., Jan. 3, 2009
2	<b>Kenny Moore II at K.C., Jan. 19, 2019</b>

## INTERCEPTIONS

### MOST INTERCEPTIONS

#### CAREER:

5	Jerry Logan, 1963-72
5	Rick Volk, 1967-75
4	Antoine Bethea, 2006-13
3	Mike Curtis, 1965-75
3	Kelvin Hayden, 2005-10

#### GAME:

Colts:	2	Johnny Sample vs. NYG, Dec. 27, 1959
	2	Rick Volk at Cle, Dec. 26, 1971
	2	Lloyd Mumphord at Pit, Dec. 27, 1975
	2	Bruce Laird vs. Oak, Dec. 24, 1977
	2	Jason Belser at S.D., Dec. 31, 1995

2	Chad Cota at Mia, Dec. 30, 2000	
2	David Macklin vs. Den, Jan. 4, 2004	
Opp:	3	Ty Law at N.E., Jan. 18, 2004
	2	Randy Beverly vs. NYJ, Jan. 12, 1969*
	2	Chuck Howley vs. Dal, Jan. 17, 1971*
	2	Ty Law vs. K.C., Jan. 6, 2007
	2	Ed Reed at Bal, Jan. 13, 2007
	2	Husain Abdullah vs. K.C., Jan. 4, 2014

## MOST RETURN YARDS

### CAREER:

112	Rick Volk, 1967-75
76	Johnny Sample, 1958-60
72	Eugene Daniel, 1984-96

### GAME:

Colts:	76	Johnny Sample vs. NYG, Dec. 27, 1959
	68	Jason Belser at S.D., Dec. 31, 1995
	67	Lloyd Mumphord at Pit, Dec. 27, 1975
Opp:	74	Tracy Porter vs. N.O., Feb. 7, 2010*
	62	Dick Anderson at Mia, Jan. 2, 1971
	48	Frank Minnifield at Cle, Jan. 9, 1988

## HIGHEST AVERAGE (MINIMUM 3)

### CAREER:

22.4	Rick Volk, 1967-75
20.0	Kelvin Hayden, 2005-10
13.2	Jerry Logan, 1963-72

### GAME (MIN. 2):

Colts:	38.0	Johnny Sample vs. NYG, Dec. 27, 1959
	34.0	Jason Belser at S.D., Dec. 31, 1995
	33.5	Lloyd Mumphord at Pit, Dec. 27, 1975
Opp:	21.5	Ty Law vs. K.C., Jan. 6, 2007
	11.0	Chuck Howley vs. Dal, Jan. 17, 1971*

## LONGEST RETURN-TD RETURNS

### GAME:

Colts:	61t	Bruce Laird vs. Oak, Dec. 24, 1977
	59t	Eugene Daniel at Pit, Dec. 29, 1996
	58t	Lloyd Mumphord at Pit, Dec. 27, 1975
	56t	Kelvin Hayden vs. Chi, Feb. 4, 2007*
	42t	Johnny Sample vs. NYG, Dec. 27, 1959
Opp:	74t	Tracy Porter vs. N.O., Feb. 7, 2010*
	62t	Dick Anderson at Mia, Jan. 2, 1972
	48t	Frank Minnifield at Cle, Jan. 9, 1988
	39t	Asante Samuel vs. N.E., Jan. 21, 2007
	38t	Ed Reed vs. Bal, Jan. 16, 2010

## FUMBLES

### FUMBLE RETURNS FOR TOUCHDOWNS

Colts:	60	Mike Curtis vs. Min, Dec. 22, 1968
	25	Don Shinnick at G.B., Dec. 26, 1965
Opp:	93	Andy Russell at Pit, Dec. 27, 1975

# PLAYOFF TEAM



## SCORING

### POINTS

#### MOST POINTS

Colts: 49	vs.	Den, Jan. 9, 2005
45	vs.	K.C., Jan. 4, 2014
41	vs.	Den, Jan. 4, 2004
38	at	K.C., Jan. 11, 2004
38	vs.	N.E., Jan. 21, 2007
35	at	S.D., Dec. 31, 1995
Opp: 45	at	N.E., Jan. 18, 2015
44	vs.	K.C., Jan. 4, 2014
43	at	N.E., Jan. 11, 2014
42	at	Pit, Dec. 29, 1996
41	at	N.Y. Jets, Jan. 4, 2003
40	vs.	Pit, Dec. 19, 1976
38	at	Cle, Jan. 9, 1988
37	vs.	Oak, Dec. 24, 1977

#### FEWEST POINTS

Colts: 0	at	Cle, Dec. 27, 1964
0	at	Mia, Jan. 2, 1972
0	at	N.Y. Jets, Jan. 4, 2003
3	at	N.E., Jan. 16, 2005
Opp: 0	at	Cle, Dec. 29, 1968
0	vs.	Cin, Dec. 26, 1970
3	at	Cle, Dec. 26, 1971
3	vs.	Bal, Jan. 16, 2010

#### MOST POINTS BOTH TEAMS

89 vs.	K.C., Jan. 4, 2014 (Colts 45, Chiefs 44)
73 vs.	Den, Jan. 9, 2005 (Colts 49, Broncos 24)
72 vs.	N.E., Jan. 21, 2007 (Colts 38, Patriots 34)
69 at	K.C., Jan. 11, 2004 (Colts 38, Chiefs 31)
68 vs.	Oak, Dec. 24, 1977 (Raiders 37, Colts 31, 2 OT)
65 at	N.E., Jan. 11, 2014 (Patriots 43, Colts 22)
59 at	Cle, Jan. 9, 1988 (Browns 38, Colts 21)

#### FEWEST POINTS BOTH TEAMS

17 vs.	Cin, Dec. 26, 1970 (Colts 17, Bengals 0)
17 at	K.C., Jan. 7, 1996 (Colts 10, Chiefs 7)
21 at	Mia, Jan. 2, 1972 (Dolphins 21, Colts 0)
21 at	Bal, Jan. 13, 2007 (Colts 15, Ravens 6)
23	(5 times) Last: vs. Bal, Jan. 16, 2010 (Colts 20, Ravens 3)

## TOUCHDOWNS

### MOST TOUCHDOWNS

Colts: 7	vs.	Den, Jan. 9, 2005
6	vs.	K.C., Jan. 4, 2014
5	at	S.D., Dec. 31, 1995
5	vs.	Den, Jan. 4, 2004
5	at	K.C., Jan. 11, 2004
Opp: 6	at	N.E., Jan. 11, 2014
6	at	N.E., Jan. 18, 2015
5	vs.	Pit, Dec. 19, 1976
5	vs.	Oak, Dec. 24, 1977
5	at	Cle, Jan. 9, 1988
5	at	Pit, Dec. 29, 1996
5	at	NYJ, Jan. 4, 2003
5	vs.	K.C., Jan. 4, 2014
4		(6 times) Last: at K.C., Jan. 12, 2019

### MOST RUSHING TOUCHDOWNS

Colts: 4	at	Cle, Dec. 29, 1968
3	at	S.D., Dec. 31, 1995
3	vs.	Den, Jan. 9, 2005
2		(7 times) Last: vs. N.E., Jan. 21, 2007
Opp: 6	at	N.E., Jan. 11, 2014
5	at	Pit, Dec. 29, 1996
3	at	Pit, Dec. 27, 1975
3	at	S.D., Jan. 3, 2009
3	at	N.E., Jan. 18, 2015
3	at	K.C., Jan. 12, 2019

2

(7 times) Last: vs. N.Y. Jets, Jan. 8, 2011

### MOST PASSING TOUCHDOWNS

Colts: 5	vs.	Den, Jan. 4, 2004
4	vs.	Den, Jan. 9, 2005
4	vs.	K.C., Jan. 4, 2014
3	at	K.C., Jan. 11, 2004
3	vs.	S.D., Jan. 13, 2008
3	vs.	NYJ, Jan. 24, 2010
Opp: 4	vs.	K.C., Jan. 4, 2014
3	at	Cle, Dec. 27, 1964
3	vs.	Pit, Dec. 19, 1976
3	vs.	Oak, Dec. 24, 1977
3	at	Cle, Jan. 9, 1988
3	at	NYJ, Jan. 4, 2003
3	vs.	S.D., Jan. 13, 2008
3	at	N.E., Jan. 18, 2015

### MOST DEFENSIVE TOUCHDOWNS

Colts: 1	vs.	N.Y. Giants, Dec. 28, 1958
1	at	G.B., Dec. 26, 1965
1	vs.	Min, Dec. 22, 1968
1	vs.	Oak, Dec. 24, 1977
1	at	Pit, Dec. 29, 1996
1	vs.	Chi, Feb. 4, 2007*
1	at	K.C., Jan. 12, 2019
Opp: 1	vs.	Mia, Jan. 2, 1972
1	vs.	Pit, Dec. 27, 1975
1	at	Cle, Jan. 9, 1988
1	vs.	N.E., Jan. 21, 2007
1	vs.	N.E., Feb. 7, 2010*

## PATS

### MOST PATS/ATTEMPTS

Colts: 7/7	vs.	Den, Jan. 9, 2005
6/6	vs.	K.C., Jan. 4, 2014
5/5	at	S.D., Dec. 31, 1995
5/5	vs.	Den, Jan. 4, 2004
5/5	at	K.C., Jan. 11, 2004
Opp: 6/6	at	N.E., Jan. 18, 2015
5/5	at	Cle, Jan. 9, 1988
5/5	at	NYJ, Jan. 4, 2003
5/5	vs.	K.C., Jan. 4, 2014
5/5	at	N.E., Jan. 11, 2014
4/5	vs.	Pit, Dec. 19, 1976
4/4		(8 times) Last: at K.C., Jan. 12, 2019

## FIELD GOALS

### MOST FIELD GOALS

Colts: 5	at	Bal, Jan. 13, 2007
4	vs.	Cin, Jan. 4, 2015
3		(9 times) Last: at Bal, Jan. 6, 2013
Opp: 5	at	N.E., Jan. 18, 2004
4	vs.	Ten, Jan. 16, 2000
3	vs.	N.Y. Giants, Dec. 27, 1959
	vs.	N.Y. Jets, Jan. 12, 1969*
	vs.	N.O., Feb. 7, 2010*
	vs.	K.C., Jan. 4, 2014
Opp: 5	at	Bal, Jan. 13, 2007
4		(6 times) Last: vs. Cin, Jan. 4, 2015
Opp: 5	at	N.E., Jan. 18, 2004
4	vs.	Ten, Jan. 16, 2000
3		(9 times) Last: vs. K.C., Jan. 4, 2014

## YARDS

### MOST NET YARDS

Colts: 536	vs.	K.C., Jan. 4, 2014
530	vs.	Den, Jan. 9, 2005
482	vs.	Cin, Jan. 4, 2015
479	vs.	Den, Jan. 4, 2004

# PLAYOFF TEAM



461	vs.	NYJ, Jan. 24, 2010
455	vs.	N.E., Jan. 21, 2007
452	at	NYG, Dec. 28, 1958
Opp: 526	vs.	Pit, Dec. 19, 1976
513	vs.	K.C., Jan. 4, 2014
491	vs.	Oak, Dec. 24, 1977
439	at	Bal, Jan. 6, 2013
434	at	Mia, Dec. 30, 2000
433	at	K.C., Jan. 12, 2019
429	at	S.D., Dec. 31, 1995
419	at	N.E., Jan. 11, 2014
411	vs.	S.D., Jan. 13, 2008

## FEWEST NET YARDS

Colts: 146	at	Pit, Dec. 29, 1996
154	at	Pit, Dec. 27, 1975
170	vs.	Pit, Dec. 19, 1976
175	at	G.B., Dec. 26, 1965
176	at	NYJ, Jan. 4, 2003
Opp: 126	vs.	K.C., Jan. 6, 2007
139	vs.	Cin, Dec. 26, 1970
165	at	Cle, Dec. 26, 1971

## PLAYS

### TOTAL PLAYS

#### MOST PLAYS

Colts: 87	at	Bal, Jan. 6, 2013
83	at	NYG, Dec. 28, 1958
82	vs.	Oak, Dec. 24, 1977
81	vs.	Chi, Feb. 4, 2007*
80	vs.	K.C., Jan. 6, 2007
80	vs.	N.E., Jan. 21, 2007
Opp: 89	vs.	Oak, Dec. 24, 1977
84	at	Mia, Dec. 30, 2000
81	at	G.B., Dec. 26, 1965
80	at	S.D., Dec. 31, 1995
80	vs.	K.C., Jan. 4, 2014
78	at	K.C., Jan. 12, 2019
76	at	N.E., Jan. 18, 2015
75	vs.	Min, Dec. 22, 1968

#### FEWEST PLAYS

Colts: 46	at	NYJ, Jan. 4, 2003
47	at	Cle, Dec. 27, 1964
52	at	Pit, Dec. 29, 1996
52	at	N.E., Jan. 18, 2015
53	vs.	Min, Dec. 22, 1968
53	vs.	Pit, Dec. 19, 1976
Opp: 45	at	Mia, Jan. 2, 1972
45	vs.	K.C., Jan. 6, 2007
46	vs.	Cin, Dec. 26, 1970
48	vs.	Chi, Feb. 4, 2007*
51	at	Bal, Jan. 13, 2007

#### MOST PLAYS BOTH TEAMS

171	vs.	Oak, Dec. 24, 1977 (Raiders 89, Colts 82)
145	at	N.E., Jan. 18, 2004 (Colts 76, Patriots 69)
145	vs.	K.C., Jan. 4, 2014 (Colts 65, Chiefs 80)
143	at	Bal, Jan. 6, 2013 (Colts 87, Ravens 56)
143	at	K.C., Jan. 12, 2019 (Colts 56, Chiefs 87)
141	at	G.B., Dec. 26, 1965 (Packers 81, Colts 60)
139	at	Mia, Dec. 30, 2000 (Dolphins 84, Colts 55)
139	vs.	N.E., Jan. 21, 2007 (Colts 80, Patriots 59)
139	at	S.D., Jan. 3, 2009 (Chargers 74, Colts 65)
139	at	Den, Jan. 11, 2015 (Colts 71, Broncos 68)

#### FEWEST PLAYS BOTH TEAMS

107	at	Cle, Dec. 27, 1964 (Browns 60, Colts 47)
112	vs.	Cin, Dec. 26, 1970 (Colts 66, Bengals 46)
112	vs.	Den, Jan. 4, 2004 (Broncos 58, Colts 54)
113	at	Mia, Jan. 2, 1972 (Colts 68, Dolphins 45)
115	vs.	Dal, Jan. 17, 1971* (Cowboys 59, Colts 56)

115 at NYJ, Jan. 4, 2003 (Jets 69, Colts 46)

## FIRST DOWNS

### MOST

Colts: 32	vs.	N.E., Jan. 21, 2007
29	vs.	S.D., Jan. 13, 2008
28	vs.	K.C., Jan. 6, 2007
27		(4 times) Last: vs. NYJ, Jan. 24, 2010
Opp: 30	vs.	K.C., Jan. 4, 2014
29	vs.	Pit, Dec. 19, 1976
29	at	K.C., Jan. 12, 2019
28	vs.	Oak, Dec. 24, 1977
28	at	N.E., Jan. 18, 2015
27	at	S.D., Dec. 31, 1995
26	at	Mia, Dec. 30, 2000
26	at	NYJ, Jan. 4, 2003
26	at	S.D., Jan. 3, 2009

### FEWEST

Colts: 8	at	Pit, Dec. 29, 1996
9	at	G.B., Dec. 26, 1965
10	at	Pit, Dec. 19, 1976
10	at	NYJ, Jan. 4, 2003
11	at	Cle, Dec. 27, 1964
Opp: 7	vs.	Cin, Dec. 26, 1970
7	vs.	K.C., Jan. 6, 2007
10	at	NYG, Dec. 28, 1958
10	vs.	Dal, Jan. 17, 1971*
11	at	Cle, Dec. 26, 1971
11	vs.	Chi, Feb. 4, 2007*

### MOST BOTH TEAMS

58	vs.	K.C., Jan. 4, 2014 (Colts 28, Chiefs 30)
51	at	K.C., Jan. 11, 2004 (Colts 27, Chiefs 24)
50	vs.	Oak, Dec. 24, 1977 (Raiders 28, Colts 22)
49	vs.	N.E., Jan. 21, 2007 (Colts 32, Patriots 17)
49	vs.	S.D., Jan. 13, 2008 (Colts 29, Chargers 20)
48	at	Cle, Jan. 9, 1988 (Browns 25, Colts 23)

### FEWEST BOTH TEAMS

23	vs.	Cin, Dec. 26, 1970 (Colts 16, Bengals 7)
24	vs.	Dal, Jan. 17, 1971* (Colts 14, Cowboys 10)
26	at	Pit, Dec. 27, 1975 (Steelers 16, Colts 10)
27	at	Cle, Dec. 26, 1971 (Colts 16, Browns 11)
28	at	Bal, Jan. 13, 2007 (Colts 15, Ravens 13)

### MOST RUSHING

Colts: 13	at	Cle, Dec. 29, 1968
13	vs.	K.C., Jan. 6, 2007
12	vs.	Cin, Dec. 26, 1970
12	vs.	Chi, Feb. 4, 2007*
10	vs.	Oak, Dec. 24, 1977
10	at	S.D., Dec. 31, 1995
10	at	K.C., Jan. 11, 2004
10	at	Hou, Jan. 5, 2019
Opp: 16	at	Pit, Dec. 29, 1996
16	at	Mia, Dec. 30, 2000
14	at	N.E., Jan. 18, 2015
13	at	Pit, Dec. 27, 1975
13	at	NYJ, Jan. 4, 2003
13	at	N.E., Jan. 11, 2014
12	vs.	Pit, Dec. 19, 1976
12	at	K.C., Jan. 12, 2019

### FEWEST RUSHING

Colts: 0	at	Pit, Dec. 29, 1996
0	at	N.E., Jan. 16, 2005
2	vs.	Min, Dec. 22, 1968
2	at	NYJ, Jan. 4, 2003
3	vs.	NYG, Dec. 27, 1959
3	vs.	Ten, Jan. 16, 2000
3	vs.	Bal, Jan. 16, 2010
3	at	N.E., Jan. 11, 2014
Opp: 2	at	Cle, Dec. 29, 1968



# PLAYOFF TEAM



2	vs.	Cin, Dec. 26, 1970
2	vs.	K.C., Jan. 6, 2007
2	vs.	Bal, Jan. 16, 2010
3	at	NYG, Dec. 28, 1958
3	vs.	Chi, Feb. 4, 2007*
3	vs.	N.O., Feb. 7, 2010*

## MOST PASSING

Colts: 23	vs.	K.C., Jan. 4, 2014
21	vs.	S.D., Jan. 13, 2008
20	vs.	N.E., Jan. 21, 2007
19	vs.	NYJ, Jan. 24, 2010
18	vs.	Den, Jan. 9, 2005
17	at	NYG, Dec. 28, 1958
17	vs.	Den, Jan. 4, 2004
17	at	K.C., Jan. 11, 2004
17	at	N.E., Jan. 16, 2005
Opp: 20	at	S.D., Dec. 31, 1995
17	vs.	Min, Dec. 22, 1968
17	vs.	Oak, Dec. 24, 1977
16	vs.	N.O., Feb. 7, 2010*
16	vs.	K.C., Jan. 4, 2014
15	vs.	Pit, Dec. 19, 1976
15	at	N.E., Jan. 18, 2004

## FEWEST PASSING

Colts: 2	at	G.B., Dec. 26, 1965
4	at	Cle, Dec. 27, 1964
4	vs.	Cin, Dec. 26, 1970
4	at	Pit, Dec. 27, 1975
6	vs.	Dal, Jan. 17, 1971*
Opp: 3	at	Pit, Dec. 27, 1975
4	at	Mia, Jan. 2, 1972
5		(5 times) Last: vs. K.C., Jan. 6, 2007

## MOST BY PENALTY

Colts: 4	vs.	Dal, Jan. 17, 1971*
4	vs.	Pit, Dec. 19, 1976
4	vs.	Oak, Dec. 24, 1977
4	vs.	S.D., Jan. 13, 2008
4	at	N.E., Jan. 18, 2015
3		(6 times) Last: at Bal, Jan. 6, 2013
Opp: 3	at	Cle, Dec. 27, 1964
3	at	G.B., Dec. 26, 1965
3	vs.	Oak, Dec. 24, 1977
3	at	Pit, Jan. 14, 1996
3	vs.	Pit, Jan. 15, 2006
3	at	S.D., Jan. 3, 2009
3	at	Den, Jan. 11, 2015
3	at	K.C., Jan. 12, 2019
2		(6 times) Last: vs. S.D., Jan. 13, 2008

## RUSHING

### RUSHING YARDS

#### MOST YARDS

Colts: 200	at	Hou, Jan. 5, 2019
191	vs.	Chi, Feb. 4, 2007*
188	vs.	K.C., Jan. 6, 2007
187	vs.	Oak, Dec. 24, 1977
184	at	Cle, Dec. 29, 1968
178	at	S.D., Dec. 31, 1995
Opp: 258	at	Mia, Dec. 30, 2000
234	at	N.E., Jan. 11, 2014
231	at	Pit, Dec. 29, 1996
225	vs.	Pit, Dec. 19, 1976
211	at	Pit, Dec. 27, 1975
210	at	N.E., Jan. 16, 2005

#### FEWEST YARDS

Colts: 41	at	Pit, Dec. 29, 1996
42	vs.	Bal, Jan. 16, 2010
44	vs.	S.D., Jan. 13, 2008

46	at	N.E., Jan. 16, 2005
50	vs.	Min, Dec. 22, 1968
Opp: 44	vs.	K.C., Jan. 6, 2007
51	vs.	N.O., Feb. 7, 2010*
56	at	Cle, Dec. 29, 1968
63	vs.	Cin, Dec. 26, 1970
69	at	Cle, Dec. 26, 1971

## ATTEMPTS

### MOST ATTEMPTS

Colts: 50	vs.	Oak, Dec. 24, 1977
47	at	G.B., Dec. 26, 1965
47	vs.	Cin, Dec. 26, 1970
43	at	Cle, Dec. 26, 1971
42	vs.	Chi, Feb. 4, 2007*
Opp: 51	at	Pit, Dec. 29, 1996
48	at	Mia, Dec. 30, 2000
47	vs.	Oak, Dec. 24, 1977
46	at	N.E., Jan. 11, 2014
43	vs.	NYJ, Jan. 12, 1969*
43	at	Pit, Dec. 27, 1975

### FEWEST ATTEMPTS

Colts: 14	at	N.Y. Jets, 1/4/2003
14	vs.	Pit, 1/15/2006
14	at	K.C., 1/12/2019
15	at	Pit, 12/29/1996
15	at	N.E., 1/16/2005
18	vs.	S.D., 1/13/2008
19	vs.	N.O., 2/7/2010*
19	vs.	K.C., 1/4/2014
19	at	N.E., 1/18/2015
Opp: 16	at	Hou, 1/5/2019
17	vs.	K.C., 1/6/2007
18	vs.	N.O., 2/7/2010*
19	vs.	Chi, 2/4/2007*
19	vs.	Bal, 1/16/2010
20	at	Bal, 1/13/2007
20	at	Den, 1/11/2015

### MOST ATTEMPTS BOTH TEAMS

97	vs.	Oak, Dec. 24, 1977 (Colts 50, Raiders 47)
86	at	G.B., Dec. 26, 1965 (Colts 47, Packers 39)
84	at	Pit, Dec. 27, 1975 (Steelers 43, Colts 41)
71	at	Mia, Dec. 30, 2000 (Dolphins 48, Colts 23)

### FEWEST ATTEMPTS BOTH TEAMS

37	vs.	N.O., Feb. 7, 2010* (Colts 19, Saints 18)
44	vs.	Bal, Jan. 16, 2010 (Colts 25,
45	vs.	Den, Jan. 9, 2005 (Colts 24, Broncos 21)
46	vs.	Cin, Jan. 4, 2015 (Colts 21, Bengals 25)
47	at	Pit, Jan. 14, 1996 (Steelers 24, Colts 23)
47	at	K.C., Jan. 12, 2019 (Colts 14, Chiefs 33)
48	vs.	S.D., Jan. 13, 2008 (Chargers 30, Colts 18)
48	vs.	Den, Jan. 11, 2015 (Broncos 20, Colts 28)

## PASSING

### YARDS

#### MOST YARDS

Colts: 458	vs.	Den, Jan. 9, 2005
436	vs.	K.C., Jan. 4, 2014
402	vs.	S.D., Jan. 13, 2008
394	vs.	Den, Jan. 4, 2004
377	vs.	NYJ, Jan. 24, 2010
368	vs.	Cin, Jan. 4, 2015
349	at	NYG, Dec. 28, 1958
349	vs.	N.E., Jan. 21, 2007
Opp: 345	vs.	Oak, Dec. 24, 1977
363	vs.	K.C., Jan. 4, 2014
312	vs.	S.D., Jan. 13, 2008
308	vs.	Pit, Dec. 19, 1976

# PLAYOFF TEAM



302	vs.	NYJ, Jan. 24, 2010
288	vs.	N.O., Feb. 7, 2010*

## FEWEST YARDS

Colts: 40	at	G.B., Dec. 26, 1965
95	at	Cle, Dec. 27, 1964
100	at	Pit, Dec. 27, 1975
112	at	K.C., Jan. 7, 1996
126	at	N.E., Jan. 18, 2015
137	at	NYJ, Jan. 4, 2003
Opp: 93	vs.	Cin, Dec. 26, 1970
103	at	Pit, Dec. 27, 1975
107	vs.	K.C., Jan. 6, 2007
112	vs.	Ten, Jan. 16, 2000

## MOST YARDS BOTH TEAMS

799	vs.	K.C., Jan. 4, 2014 (Colts 436, Chiefs 363)
742	vs.	Den, Jan. 9, 2005 (Colts 458, Broncos 284)
714	vs.	S.D., Jan. 13, 2008 (Colts 402, Chargers 312)
679	vs.	N.Y. Jets, Jan. 24, 2010 (Colts 377, Jets 302)
621	vs.	N.O., Feb. 7, 2010* (Colts 333, Saints 288)
606	at	N.E., Jan. 18, 2015 (Colts 209, Patriots 397)
581	vs.	N.E., Jan. 21, 2007 (Colts 349, Patriots 232)

## FEWEST YARDS BOTH TEAMS

203	at	Pit, Dec. 27, 1975 (Steelers 103, Colts 100)
238	vs.	Cin, Dec. 26, 1970 (Colts 145, Bengals 93)
264	at	K.C., Jan. 7, 1996 (Chiefs 152, Colts 112)
274	at	Cle, Dec. 26, 1971 (Colts 143, Browns 131)

## ATTEMPTS

### MOST ATTEMPTS

Colts: 54	at	Bal, Jan. 6, 2013
48	vs.	S.D., Jan. 13, 2008
47	at	N.E., Jan. 18, 2004
47	vs.	N.E., Jan. 21, 2007
45	vs.	N.O., Feb. 7, 2010*
45	vs.	K.C., Jan. 4, 2014
44	vs.	Bal, Jan. 16, 2010
44	vs.	Cin, Jan. 4, 2015
Opp: 49	at	Hou, Jan. 5, 2019
47	at	S.D., Dec. 31, 1995
46	vs.	K.C., Jan. 4, 2014
46	at	Den, Jan. 11, 2015
44	vs.	Min, Dec. 22, 1968
41	at	G.B., Dec. 26, 1965
41	at	Pit, Jan. 14, 1996
41	at	K.C., Jan. 12, 2019
40	vs.	Oak, Dec. 24, 1977

### FEWEST ATTEMPTS

Colts: 12	at	G.B., Dec. 26, 1965
17	vs.	Cin, Dec. 26, 1970
20	at	Cle, Dec. 27, 1964
23	at	Cle, Dec. 26, 1971
Opp: 8	at	Mia, Jan. 2, 1972
13	at	Pit, Dec. 27, 1975
18	at	NYG, Dec. 28, 1958
18	at	Cle, Dec. 27, 1964
21	vs.	Oak, Jan. 3, 1971

### MOST ATTEMPTS BOTH TEAMS

91	vs.	K.C., Jan. 4, 2014 (Colts 45, Chiefs 46)
89	at	Den, Jan. 11, 2015 (Colts 43, Broncos 46)
84	at	N.E., Jan. 18, 2004 (Colts 47, Patriots 37)
84	vs.	N.O., Feb. 7, 2010* (Colts 45, Saints 39)
81	vs.	N.E., Jan. 21, 2007 (Colts 47, Patriots 34)
81	at	Hou, Jan. 5, 2019 (Colts 32, Texans 49)
79	vs.	Bal, Jan. 16, 2010 (Colts 44, Ravens 35)
79	vs.	Cin, Jan. 4, 2015 (Colts 44, Bengals 35)
78	at	S.D., Jan. 3, 2009 (Colts 42, Chargers 36)
77	at	Bal, Jan. 6, 2013 (Colts 54, Ravens 23)
77	at	K.C., Jan. 12, 2019 (Colts 36, Chiefs 41)

### FEWEST ATTEMPTS BOTH TEAMS

35	at	Pit, Dec. 27, 1975 (Colts 22, Steelers 13)
----	----	--

38	at	Cle, Dec. 27, 1964 (Colts 20, Browns 18)
38	vs.	Cin, Dec. 26, 1970 (Bengals 21, Colts 17)
44	at	Mia, Jan. 2, 1972 (Colts 36, Dolphins 8)
48		(2 times) Last: at Cle, Dec. 26, 1971 (Browns 27, Colts 21)

## COMPLETIONS

### MOST COMPLETIONS

Colts: 33	vs.	S.D., Jan. 13, 2008
31	vs.	K.C., Jan. 6, 2007
31	vs.	N.O., Feb. 7, 2010*
31	vs.	Cin, Jan. 4, 2015
30	vs.	Bal, Jan. 16, 2010
29	vs.	K.C., Jan. 4, 2014
28	at	Bal, Jan. 6, 2013
27	vs.	Den, Jan. 9, 2005
27	at	N.E., Jan. 16, 2005
27	vs.	N.E., Jan. 21, 2007
27	at	Den, Jan. 11, 2015
Opp: 32	vs.	N.O., Feb. 7, 2010*
30	vs.	K.C., Jan. 4, 2014
29	at	Hou, Jan. 5, 2019
27	at	K.C., Jan. 12, 2019
26	vs.	Min, Dec. 22, 1968
26	at	Den, Jan. 11, 2015
25	at	Pit, Jan. 14, 1996
24	vs.	Den, Jan. 9, 2005

### FEWEST COMPLETIONS

Colts: 5	at	G.B., Dec. 26, 1965
6	vs.	Cin, Dec. 26, 1970
8	at	Pit, Dec. 27, 1975
11		(4 times) Last: vs. Pit, Dec. 19, 1976
Opp: 4	at	Mia, Jan. 2, 1972
8	vs.	Cin, Dec. 26, 1970
8	at	Pit, Dec. 27, 1975
11	at	Cle, Dec. 27, 1964

### MOST COMPLETIONS BOTH TEAMS

63	vs.	N.O., Feb. 7, 2010* (Saints 32, Colts 31)
59	vs.	K.C., Jan. 4, 2014 (Colts 29, Chiefs 30)
53	at	Den, Jan. 11, 2015 (Colts 27, Broncos 26)
51	vs.	Den, Jan. 9, 2005 (Colts 27, Broncos 24)
51	at	Bal, Jan. 6, 2013 (Colts 28, Ravens 23)
50	vs.	S.D., Jan. 13, 2008 (Colts 33, Chargers 17)
50	vs.	Bal, Jan. 16, 2010 (Colts 30, Ravens 20)
49	vs.	Den, Jan. 4, 2004 (Colts 26, Broncos 23)
49	vs.	Cin, Jan. 4, 2015 (Colts 31, Bengals 18)

### FEWEST COMPLETIONS BOTH TEAMS

14	vs.	Cin, Dec. 26, 1970 (Bengals 8, Colts 6)
16	at	Pit, Dec. 27, 1975 (Colts 8, Steelers 8)
22	vs.	Dal, Jan. 9, 1966# (Cowboys 15, Colts 7)
23	at	Cle, Dec. 27, 1964 (Colts 12, Browns 11)
23	vs.	Dal, Jan. 17, 1971* (Cowboys 12, Colts 11)

## TOUCHDOWNS

### MOST TOUCHDOWNS

Colts: 5	vs.	Den, Jan. 4, 2004
4	vs.	Den, Jan. 9, 2005
4	vs.	K.C., Jan. 4, 2014
3	at	K.C., Jan. 11, 2004
3	vs.	S.D., Jan. 13, 2008
3	vs.	NYJ, Jan. 24, 2010
Opp: 4	vs.	K.C., Jan. 4, 2014
3		(6 times) Last: at N.E., Jan. 18, 2015

## SACKS

### MOST TIMES SACKED

Colts: 6/50	vs.	Oak, Dec. 24, 1977
5/45	vs.	Pit, Dec. 19, 1976
5/43	vs.	Pit, Jan. 15, 2006

# PLAYOFF TEAM



5/28	at	Pit, Dec. 27, 1975
4/35	at	NYG, Dec. 28, 1958
4/35	vs.	Min, Dec. 22, 1968
4/35	at	Pit, Dec. 29, 1996
Opp: 5/48	vs.	Oak, Jan. 3, 1971
5/35	at	Cle, Dec. 26, 1971
4/34	at	Cle, Dec. 29, 1968
4/27	at	S.D., Jan. 3, 2009
4/25	vs.	K.C., Jan. 6, 2007
4/25	at	K.C., Jan. 12, 2019

## MOST YARDS LOST ATTEMPTING TO PASS

Colts: 57	vs.	NYG, Dec. 28, 1958
50	vs.	Oak, Dec. 24, 1977
45	vs.	Pit, Dec. 19, 1976
43	vs.	Pit, Jan. 15, 2006
Opp: 48	vs.	Oak, Jan. 3, 1971
45	vs.	NYG, Dec. 27, 1959
35	at	Cle, Dec. 26, 1971
34	at	Cle, Dec. 29, 1968

## INTERCEPTIONS

### MOST INTERCEPTIONS

Colts: 4	vs.	NYJ, Jan. 12, 1969*
4	at	N.E., Jan. 18, 2004
4	at	N.E., Jan. 11, 2014
3	vs.	Dal, Jan. 17, 1971*
3	at	Mia, Jan. 2, 1972
3	vs.	K.C., Jan. 6, 2007
3	vs.	K.C., Jan. 4, 2014
Opp: 4	at	S.D., Dec. 31, 1995
3		(6 times) Last: at Mia, Dec. 30, 2000

## PUNTING

### PUNTS

#### MOST

Colts: 13	vs.	Oak, Dec. 24, 1977
9	at	Pit, Dec. 27, 1975
8	at	G.B., Dec. 26, 1965
8	at	Pit, Dec. 29, 1996
7	at	K.C., Jan. 12, 2019
6		(10 times) Last: vs. Bal, Jan. 16, 2010
Opp: 9	vs.	Dal, Jan. 17, 1971*
8	vs.	Cin, Dec. 26, 1970
8	vs.	Oak, Dec. 24, 1977
8	vs.	Cin, Jan. 4, 2015
6		(8 times) Last: at Den, Jan. 11, 2015

#### FEWEST

Colts: 0	vs.	Den, Jan. 4, 2004
0	at	K.C., Jan. 11, 2004
1	at	N.E., Jan. 18, 2004
1	vs.	S.D., Jan. 13, 2008
1	vs.	K.C., Jan. 4, 2014
Opp: 0	at	K.C., Jan. 11, 2004
1	vs.	Pit, Dec. 19, 1976
1	at	Cle, Jan. 9, 1988
2		(7 times) Last: vs. K.C., Jan. 4, 2014

### YARDS

#### MOST YARDS

Colts: 438	vs.	Oak, Dec. 24, 1977
361	at	Pit, Dec. 27, 1975
340	vs.	Ten, Jan. 16, 2000
339	at	Pit, Dec. 29, 1996
338	at	K.C., Jan. 12, 2019
330	at	G.B., Dec. 26, 1965
Opp: 380	vs.	Cin, Jan. 4, 2015
377	vs.	Dal, Jan. 17, 1971*
374	vs.	Oak, Dec. 24, 1977

316	at	S.D., Jan. 3, 2009
314	vs.	K.C., Jan. 6, 2007
313	vs.	Cin, Dec. 26, 1970

## AVERAGE

### HIGHEST AVERAGE

Colts: 52.8	vs.	N.E., Jan. 21, 2007
51.8	at	N.E., Jan. 11, 2014
51.5	vs.	Cin, Jan. 4, 2015
50.8	at	NYG, Dec. 28, 1958
50.0	at	Pit, Jan. 14, 1996
49.6	at	N.E., Jan. 18, 2015
49.0	vs.	S.D., Jan. 13, 2008
48.6	vs.	Ten, Jan. 16, 2000
Opp: 59.0	vs.	S.D., Jan. 13, 2008
52.7	at	S.D., Jan. 3, 2009
52.3	vs.	K.C., Jan. 6, 2007
52.0	vs.	Ten, Jan. 16, 2000
51.4	vs.	N.E., Jan. 21, 2007

## PENALTIES

### PENALTIES

#### MOST

Colts: 10	at	Den, Jan. 11, 2015
10	at	K.C., Jan. 12, 2019
9	vs.	Pit, Jan. 15, 2006
9	at	S.D., Jan. 3, 2009
9	vs.	Cin, Jan. 4, 2015
8	vs.	Oak, Dec. 24, 1977
7	vs.	Pit, Dec. 19, 1976
7	at	Cle, Jan. 9, 1988
7	vs.	Ten, Jan. 16, 2000
Opp: 12	vs.	Pit, Dec. 19, 1976
10	vs.	Dal, Jan. 17, 1971*
10	vs.	S.D., Jan. 13, 2008
9	vs.	Ten, Jan. 16, 2000
9	at	Bal, Jan. 6, 2013

#### FEWEST

Colts: 1	at	Mia, Dec. 30, 2000
1	at	K.C., Jan. 11, 2004
1	vs.	NYJ, Jan. 24, 2010
2	vs.	Oak, Jan. 3, 1971
2	at	Mia, Jan. 2, 1972
2	at	NYJ, Jan. 4, 2003
2	vs.	NYJ, Jan. 8, 2011
2	at	Hou, Jan. 5, 2019
Opp: 1	vs.	Cin, Dec. 26, 1970
1	at	Mia, Jan. 2, 1972
2		(6 times) Last: at Den, Jan. 11, 2015

#### MOST BOTH TEAMS

19	vs.	Pit, Dec. 19, 1976 (Steelers 12, Colts 7)
16	vs.	Ten, Jan. 16, 2000 (Titans 9, Colts 7)
16	at	K.C., Jan. 12, 2019 (Colts 10, Chiefs 6)
15	vs.	Oak, Dec. 24, 1977 (Colts 8, Raiders 7)
15	vs.	S.D., Jan. 13, 2008 (Chargers 10, Colts 5)
15	vs.	Cin, Jan. 4, 2015 (Colts 9, Bengals 6)
14	vs.	Dal, Jan. 17, 1971* (Cowboys 10, Colts 4)
14	at	Bal, Jan. 6, 2013 (Ravens 9, Colts 5)

#### FEWEST BOTH TEAMS

3	at	Mia, Jan. 2, 1972 (Colts 2, Dolphins 1)
4	vs.	Oak, Jan. 3, 1971 (Colts 2, Raiders 2)
5		(5 times) Last: vs. NYJ, Jan. 8, 2011 (Jets 3, Colts 2)

## YARDS

### MOST YARDS

Colts: 82	vs.	Oak, Dec. 24, 1977
75	at	Cle, Jan. 9, 1988
74	at	S.D., Jan. 3, 2009
70	at	K.C., Jan. 12, 2019

# PLAYOFF TEAM



67	vs.	Pit.	Jan. 15, 2006
67	at	Den.	Jan. 11, 2015
66	vs.	Cin.	Jan. 4, 2015
63	vs.	Cin.	Dec. 26, 1970
Opp: 133	vs.	Dal.	Jan. 17, 1971*
88	vs.	Pit.	Dec. 19, 1976
79	vs.	S.D., Jan. 13,	2008
78	vs.	Ten.	Jan. 16, 2000
70	at	Bal.	Jan. 6, 2013
67	at	Hou.	Jan. 5, 2019

## FEWEST YARDS

Colts: 5	at	K.C., Jan. 11,	2004
5	vs.	NYJ,	Jan. 24, 2010
10	vs.	Oak,	Jan. 3, 1971
10	at	Mia,	Dec. 30, 2000
10	at	NYJ,	Jan. 4, 2003
10	vs.	NYJ,	Jan. 8, 2011
15	at	NYG,	Dec. 28, 1958
15	at	Cle,	Dec. 29, 1968
Opp: 5	vs.	Cin.	Dec. 26, 1970
8	vs.	Pit.	Jan. 15, 2006
8	at	Den.	Jan. 11, 2015
12	at	Mia,	Jan. 2, 1972
13	vs.	K.C., Jan. 6,	2007
15	at	N.E., Jan. 18,	2004
15	vs.	NYJ,	Jan. 8, 2011
15	vs.	K.C., Jan. 4,	2014

## MOST YARDS BOTH TEAMS

164	vs.	Dal.	Jan. 17, 1971* (Cowboys 133, Colts 31)
147	vs.	Pit.	Dec. 19, 1976 (Steelers 88, Colts 59)
147	vs.	Oak,	Dec. 24, 1977 (Colts 82, Raiders 65)
138	vs.	Ten.	Jan. 16, 2000 (Titans 78, Colts 60)
133	vs.	S.D., Jan. 13,	2008 (Chargers 79, Colts 54)
124	at	K.C., Jan. 12,	2019 (Colts 70, Chiefs 54)
114	at	S.D., Jan. 3,	2009 (Colts 74, Chargers 40)

## FEWEST YARDS BOTH TEAMS

25	vs.	NYJ,	Jan. 8, 2011 (Jets 15, Colts 10)
30	vs.	Oak,	Jan. 3, 1971 (Raiders 20, Colts 10)
32	at	Mia,	Jan. 2, 1972 (Colts 20, Dolphins 12)
34	vs.	K.C., Jan. 4,	2014 (Colts 19, Chiefs 15)
35	at	K.C., Jan. 11,	2004 (Chiefs 30, Colts 5)
35	at	N.E., Jan. 18,	2004 (Colts 20, Patriots 15)

# FUMBLES

## MOST FUMBLES

Colts: 5	vs.	Dal.	Jan. 17, 1971* (5/4)
4	at	K.C., Jan. 7,	1996 (4/0)
3	vs.	Den.	Jan. 4, 2004 (3/1)
3	at	N.E., Jan. 16,	2005 (3/2)

3	at	Bal.	Jan. 13, 2007 (3/0)
Opp: 6	at	NYG,	Dec. 28, 1958 (6/4)
6	at	Cle,	Dec. 26, 1971 (6/2)
4	vs.	Oak,	Dec. 24, 1977 (4/2)
4	vs.	Chi,	Feb. 4, 2007* (4/3)
3	at	G.B., Dec. 26,	1965 (3/2)
3	at	Pit.	Dec. 27, 1975 (3/2)
3	vs.	Bal.	Jan. 16, 2010 (3/2)
3	at	N.E., Jan. 11,	2014
3	at	K.C., Jan. 12,	2019 (3/1)

## MOST FUMBLES LOST

Colts: 4	vs.	Dal.	Jan. 17, 1971* (5/4)
2		(5 times) Last:	vs. Chi, Feb. 4, 2007* (2/2)
Opp: 4	at	NYG,	Dec. 28, 1958 (6/4)
3	vs.	Chi,	Feb. 4, 2007* (4/3)
2		(8 times) Last:	at Bal, Jan. 6, 2013 (2/2)

## FEWEST FUMBLES

Colts: 0		(13 times) Last:	at Hou, Jan. 5, 2019
1		(17 times) Last:	at K.C., Jan. 12, 2019
Opp: 0		(9 times) Last:	at Hou, Jan. 5, 2019
1		(20 times) Last:	vs. at N.E., Jan. 18, 2015

## FEWEST FUMBLES LOST

Colts: 0		(26 times) Last:	at Hou, Jan. 5, 2019
1		(16 times) Last:	at K.C., Jan. 12, 2019
Opp: 0		(20 times) Last:	at Hou, Jan. 5, 2019
1		(19 times) Last:	at K.C., Jan. 12, 2019

## MOST FUMBLES BOTH TEAMS

8	at	NYG,	Dec. 28, 1958 (Giants 6, Colts 2)
8	at	Cle,	Dec. 26, 1971 (Browns 6, Colts 2)
6	vs.	Dal.	Jan. 17, 1971* (Colts 5, Cowboys 1)
6	vs.	Chi,	Feb. 4, 2007* (Bears 4, Colts 2)
5		(3 times) Last:	at Bal, Jan. 13, 2007

## FEWEST FUMBLES BOTH TEAMS

0	at	Mia,	Dec. 30, 2000
0	vs.	N.O., Feb. 7,	2010*
0	at	Hou,	Jan. 5, 2019
1		(11 times) Last:	at N.E., Jan. 18, 2015 (Colts 1)
2		(9 times) Last:	vs. N.Y. Jets, Jan. 24, 2010 (Colts 2)

## MOST FUMBLES LOST BOTH TEAMS

6	at	NYG,	Dec. 28, 1958 (Giants 4, Colts 2)
5	vs.	Dal.	Jan. 17, 1971* (Colts 4, Cowboys 1)
5	vs.	Chi,	Feb. 4, 2007* (Bears 3, Colts 2)
4	at	Cle,	Dec. 26, 1971 (Colts 2, Browns 2)
3		(4 times) Last:	at Bal, Jan. 6, 2013 (Ravens 2, Colts 1)

## FEWEST FUMBLES LOST BOTH TEAMS

0		(15 times) Last:	at Hou, Jan. 5, 2019
1		(12 times) Last:	at Den, Jan. 11, 2015 (Broncos 1)

# OPPONENTS BEST GAMES



## BEST

### SCORING

#### MOST POINTS

33	Paul Hornung at G.B., Oct. 8, 1961
30	Jim Brown vs. Cle. Nov. 1, 1959
30	Paul Hornung vs. G.B., Dec. 12, 1965
24	Marshall Faulk at Stl, Dec. 30, 2001
24	Jonas Gray vs. N.E., Nov. 16, 2014

#### MOST KICK-SCORING POINTS

24	Jason Myers vs. NYJ, Oct. 14, 2018
18	Nate Kaeding vs. S.D., Nov. 28, 2010
18	Ryan Succop at Ten, Oct. 16, 2017
17	Greg Davis at S.D., Oct. 26, 1997
17	John Hall vs. NYJ, Dec. 23, 2001
17	Shayne Graham at Hou, Dec. 16, 2012
16	Curt Knight at Was, Nov. 18, 1973
16	Jason Staurovsky vs. N.E., Dec. 3, 1989
16	Doug Pelfrey vs. Cin, Sept. 3, 1995
16	Olindo Mare vs. Mia, Dec. 31, 2006
16	Nick Novak vs. Hou, Dec. 11, 2016

#### MOST TOUCHDOWNS

5	Jim Brown vs. Cle. Nov. 1, 1959
5	Paul Hornung vs. G.B., Dec. 12, 1965
4	Paul Hornung at G.B., Oct. 8, 1961
4	Marshall Faulk at Stl, Dec. 30, 2001
4	Jonas Gray vs. N.E., Nov. 16, 2014

#### MOST PATS

8	John Kasay at N.O., Oct. 23, 2011
8	Stephen Gostkowski at N.E., Nov. 18, 2012
7	George Blanda at Chi, Oct. 21, 1956
7	Fred Cox at Min, Sept. 28, 1969
7	Shaun Suisham at Pit, Oct. 26, 2014

#### MOST PAT ATTEMPTS

8	George Blanda at Chi, Oct. 21, 1956
8	John Kasay at N.O., Oct. 23, 2011
8	Roger Leclerc vs. Chi, Nov. 25, 1962
7	Fred Cox at Min, Sept. 28, 1969
7	Shaun Suisham at Pit, Oct. 26, 2014
7	Jason Myers at Jax, Dec. 13, 2015

#### MOST FIELD GOALS

7	Jason Meyers at NYJ, Oct. 14, 2018
5	Curt Knight at Was, Nov. 18, 1973
5	Jason Staurovsky at N.E., Dec. 3, 1989
5	Doug Pelfrey vs. Cin, Sept. 3, 1995
5	Greg Davis at S.D., Oct. 26, 1997
5	John Hall vs. NYJ, Dec. 23, 2001
5	Olindo Mare vs. Mia, Dec. 31, 2006
5	Ryan Longwell at Min, Sept. 14, 2008
5	Billy Cundiff at Bal, Nov. 22, 2009
5	Nate Kaeding vs. S.D., Nov. 28, 2010
5	Shayne Graham at Hou, Dec. 16, 2012
5	Nick Novak vs. Hou, Dec. 11, 2016
5	Ryan Succop at Ten, Oct. 16, 2017

#### MOST FIELD GOAL ATTEMPTS

7	Jason Staurovsky at N.E., Dec. 3, 1989
7	Jason Meyers at NYJ, Oct. 14, 2018
6	Pat Leahy at NYJ, Nov. 29, 1981
6	Greg Davis at S.D., Oct. 26, 1997
6	Scott Norwood at Buf, Sept. 9, 1990
6	John Hall vs. NYJ, Dec. 23, 2001
6	Ryan Longwell at Min, Sept. 14, 2008
6	Billy Cundiff at Bal, Nov. 22, 2009

#### LONGEST FIELD GOAL

60	Rob Bironas at Ten, Dec. 3, 2006
59	Josh Scobee at Jax, Oct. 3, 2010
59	Sebastian Janikowski at Oak, Dec. 26, 2010
56	Chip Lohmiller vs. Was, Dec. 22, 1990
56	Kris Brown vs. Hou, Nov. 8, 2009

## RUSHING

### MOST ATTEMPTS

37	Jonas Gray vs. N.E., Nov. 16, 2014
35	Curtis Martin at N.E., Nov. 24, 1996
33	Rodney Hampton at NYG, Dec. 12, 1993
33	Fred Jackson at Buf, Jan. 3, 2010
33	Arian Foster at Hou, Sept. 12, 2010

### MOST YARDS

231	Arian Foster at Hou, Sept. 12, 2010
226	Jamaal Charles at K.C., Dec. 23, 2012
216	Barry Sanders at Det, Nov. 23, 1997
212	Fred Jackson at Buf, Jan. 3, 2010
205	Dan Towler vs. L.A. Rams, Nov. 22, 1953

### HIGHEST AVG. (7 ATT. MIN)

14.6	Dan Towler vs. L.A. Rams, Nov. 22, 1953
14.6	Fred Taylor at Jax, Dec. 10, 2006
13.6	T.J. Yeldon vs. Jax, Oct. 22, 2017
13.3	Floyd Reid vs. G.B., Oct. 31, 1953
12.7	Nick Pietrosante at Det, Oct. 23, 1960

### LONGEST RUSH

86t	Jamaal Charles at K.C., Dec. 23, 2012
83t	Michael Turner vs. S.D., Dec. 18, 2005
81t	Rick Casares at Chi, Oct. 16, 1955
80t	Barry Sanders at Det, Nov. 23, 1997
78t	O.J. Simpson at Buf, Oct. 14, 1973
78t	Kenneth Davis at Buf, Oct. 6, 1991

### MOST TOUCHDOWNS

5	Jim Brown vs. Cle. Nov. 1, 1959
4	Jonas Gray vs. N.E., Nov. 16, 2014

## PASSING

### MOST ATTEMPTS

62	Joe Namath at NYJ Oct. 18, 1970
62	Kyle Orton at Den, Sept. 26, 2010
52	Kurt Warner at Ari, Sept. 27, 2009
52	Eli Manning at NYG, Nov. 3, 2014
51	Steve Young at S.F., Oct. 18, 1998

### MOST COMPLETIONS

40	Ben Roethlisberger at Pit Oct. 26, 2014
37	Kyle Orton at Den Sept. 26, 2010
34	Joe Namath at NYJ Oct. 18, 1970
34	Tom Brady at NE Oct. 4, 2018
33	Steve Young at S.F. Oct. 18, 1998
33	Seneca Wallace vs. Sea Oct. 4, 2009
33	Brian Hoyer vs. Chi Oct. 9, 2016
33	Alex Smith at Was Sept. 16, 2018

### MOST YARDS

522	Ben Roethlisberger at Pit Oct. 26, 2014
496	Joe Namath vs. NYJ Sept. 24, 1972
476	Kyle Orton at Den Sept. 26, 2010
469	Vinny Testaverde vs. T.B. Oct. 16, 1988
449	Joe Kapp at Min Sept. 28, 1969

### HIGHEST COMP. PCT. (MIN. 20 ATT.)

90.0	Tony Romo at Dal, Dec. 21, 2014 (18-20)
88.6	Drew Brees at N.O., Nov. 23, 2011 (31-35)
86.4	Aaron Brooks at N.O., Nov. 18, 2001 (19-22)
86.2	Ken Stabler vs. Oak, Oct. 28, 1973 (25-29)
85.7	Ken Stabler at Hou, Sept. 21, 1980 (18-21)

### LONGEST COMPLETION

99t	Karl Sweetan to Pat Studstill vs. Det, Oct. 16, 1966
95t	Todd Collins to Quinn Early vs. Buf, Dec. 1, 1996
92t	Roger Staubach to Tony Dorsett at Dal, Sept. 4, 1978
91t	Tom Brady to David Patten vs. N.E., Oct. 21, 2001
88t	Jim Plunkett to Randy Yataha vs. N.E., Dec. 19, 1971

### MOST TD PASSES

7	Joe Kapp at Min, Sept. 28, 1969
6	Joe Namath vs. NYJ, Sept. 24, 1972
6	Ben Roethlisberger at Pit, Oct. 26, 2014
5	Dan Fouts at S.D., Dec. 26, 1982
5	Mark Malone at Pit, Sept. 8, 1985

# OPPONENTS BEST GAMES



5 Drew Brees at N.O., Oct. 23, 2011

## MOST INTERCEPTIONS

7 Zeke Bratkowski vs. Chi, Oct. 2, 1960  
6 Norm Van Brocklin at L.A. Rams, Dec. 4, 1954  
6 Joe Namath at NYJ, Oct. 18, 1970

## MOST ATTS NO INTS (GAME)

51 Steve Young at S.F., Oct. 18, 1998  
50 Blake Bortles vs. Jax, Oct. 4, 2015  
49 Ben Roethlisberger at Pit, Oct. 26, 2014  
48 Dan Marino at Mia, Sept. 15, 1985  
47 Donovan McNabb at Phi, Nov. 10, 2002  
47 Colt McCoy vs. Was Nov. 30, 2014

## RECEPTIONS

### MOST RECEPTIONS

21 Brandon Marshall vs. Den, Dec. 13, 2009  
13 Al Toon vs. NYJ, Nov. 6, 1988  
13 Calvin Johnson at Det, Dec. 2, 2012  
13 Chris Thompson at Was, Sept. 16, 2018  
12 Eddie Bell at NYJ, Oct. 18, 1970  
12 Henry Ellard at L.A. Rams, Sept. 17, 1989  
12 Keith Byars at Phi, Sept. 30, 1990  
12 Ben Coates vs. N.E., Nov. 27, 1994  
12 Jabar Gaffney at Den, Sept. 26, 2010  
12 Andre Johnson vs. Hou, Dec. 30, 2012

### MOST YARDS

231 Dave Parks vs. S.F., Oct. 3, 1965  
230 Henry Ellard at L.A. Rams, Sept. 17, 1989  
229 Andre Johnson vs. Hou, Nov. 3, 2013  
210 Drew Hill vs. Hou, Dec. 22, 1985  
206 Cris Collinsworth at Cin, Oct. 2, 1983

### AVG. GAIN (3 REC. MIN)

50.3 Jack Snow vs. L.A. Rams, Oct. 15, 1967  
48.0 Harlon Hill at Chi, Oct. 10, 1954  
41.7 Stanley Morgan at N.E., Sept. 18, 1978  
41.7 Raghib Ismail at Oak, Oct. 22, 1995  
41.3 Nat Moore vs. Mia, Oct. 10, 1976

### TOUCHDOWNS

3 (22 times) Last: Antonio Brown vs. Pit, Nov. 24, 2016

## INTERCEPTIONS

### MOST INTERCEPTIONS

3 Jim David vs. Det, Oct. 6, 1956  
3 Jack Christiansen at Det, Nov. 7, 1953  
3 Jack Butler vs. Pit, Nov. 3, 1957  
3 Jim Kerr at Was, Nov. 26, 1961  
3 Johnny Robinson vs. K.C., Sept. 28, 1970  
3 Rich Sowell vs. NYJ, Sept. 23, 1973  
3 Antonio Cromartie at S.D., Nov. 11, 2007

### MOST RETURN YARDS

105 Henry Jones at Buf, Sept. 20, 1992  
99 Aaron Rouse at G.B., Oct. 19, 2008  
92 Erik McMillan at NYJ, Oct. 1, 1989  
87 Bobby Dillon at G.B., Oct. 14, 1956  
87 Dave Robinson vs. G.B., Dec. 12, 1965  
87 Alfonso Dennard at N.E., Nov. 18, 2012

### LONGEST RETURN

99t Aaron Rouse at G.B., Oct. 19, 2008  
92t Eric McMillan at NYJ, Oct. 1, 1989  
87t Dave Robinson vs. G.B., Dec. 12, 1965  
87t Alfonso Dennard at N.E., Nov. 18, 2012  
82t Henry Jones at Buf, Sept. 20, 1992  
82t Chris Singleton vs. N.E., Nov. 15, 1992

### TOUCHDOWNS

2 Henry Jones at Buf, Sept. 20, 1992

## PUNTING

### MOST (GAME)

11 Steve O'Neal vs. NYJ, Sept. 19, 1971  
11 Bob Grupp at K.C., Sept. 2, 1979  
11 Chris Mohr at Buf, Oct. 6, 1996

11 Chad Stanley vs. Hou, Dec. 1, 2002

11 Kevin Huber vs. Cin, Oct. 19, 2014

## MOST YARDS

558 Kevin Huber vs. Cin, Oct. 19, 2014  
511 Bob Grupp at K.C., Sept. 2, 1979  
487 Thomas Morstead vs. N.O., Oct. 25, 2015  
450 Steve O'Neal vs. NYJ, Sept. 19, 1971  
444 Chris Mohr at Buf, Oct. 6, 1996

## BEST AVG. (4-MIN)

55.6 Tom Tupa vs. N.E., Sept. 7, 1997  
55.5 Shane Lechler vs. Oak, Oct. 10, 2004  
54.7 Brett Kern at Ten, Dec. 28, 2014  
54.5 Shane Lechler at Hou, Oct. 9, 2014  
53.8 Brad Nortman at Jax, Oct. 2, 2016

## LONGEST PUNT

79 Chuck Ramsey vs. NYJ, Oct. 15, 1978  
79 Brett Kern at Ten, Dec. 28, 2014  
78 Brad Nortman at Jax, Oct. 2, 2016  
76 Larry Barnes at S.F., Dec. 8, 1957  
76 Bobby Walden at Min, Oct. 19, 67

## PUNT RETURNS

### MOST (GAME)

8 Rick Upchurch vs. Den, Oct. 22, 1978  
8 Phil McConkey vs. S.D., Nov. 26, 1989  
8 Marcus Murphy vs. N.O., Oct. 25, 2015  
7 Danny Reece vs. T.B., Sept. 9, 1979  
7 Dino Hall at Cle, Oct. 26, 1981  
7 Willie Drewery at Hou, Nov. 23, 1986  
7 Chris Hale at Buf, Sept. 20, 1992  
7 Eric Guliford at Car, Dec. 3, 1995

### MOST YARDS

145 Tavon Austin vs. Stl, Nov. 10, 2013  
123 J.T. Smith at K.C. Nov. 2, 1980  
117 Wes Welker vs. N.E. Nov. 15, 2009  
117 Julian Edelman at N.E. Nov. 18, 2012  
111 Antwaan Randle-El vs. Was Oct. 22, 2006

### LONGEST RETURN

98t Tavon Austin vs. Stl, 11/10/2013  
91t Nate Burleson vs. Min, 11/8/2004  
87t Antwaan Randle-El vs. Was, 10/22/2006  
83t Omar Bolden vs. Den, 11/8/2015  
80t Stanley Morgan at N.E., 11/18/1979

### HIGHEST AVG. (2 MIN)

58.5 Julian Edelman at N.E., Nov. 18, 2012  
55.5 Antwaan Randle-El vs. Was, Oct. 22, 2006  
48 Nate Burleson vs. Min, Nov. 8, 2004  
45.5 Jake Scott at Mia, Nov. 22, 1970  
44 Willie Wood at G.B., Oct. 8, 1961

### MOST FAIR CATCHES

6 Jaydon Mickens vs. Jax, Oct. 22, 2017  
4 Kermit Alexander at S.F., Oct. 13, 1968  
4 Thom Darden at Cle, Sept. 16, 1973  
4 Rod Woodson vs. Pit, Oct. 6, 1991  
4 Rod Woodson at Pit, Nov. 22, 1992  
4 Walter Stanley at N.E., Dec. 6, 1992  
4 Jeff Ogden at Mia, Dec. 17, 2000  
4 Quan Cosby vs. Cin, Nov. 14, 2010  
4 Keshawn Martin at Hou, Oct. 9, 2014  
4 Corey Clement at Phi, Sept. 23, 2018

## KICKOFF RETURNS

### MOST (GAME)

8 Allen Rossum at Phi, Nov. 21, 1999  
8 Chris Johnson vs. Stl, Oct. 17, 2005  
8 Tab Perry at Cin, Nov. 20, 2005

### MOST YARDS

266 Jerome Mathis at Hou, Oct. 23, 2005  
242 Jonathan Carter vs. NYJ, Nov. 16, 2003  
233 Jerome Mathis at Hou, Sept. 23, 2007  
211 Roell Preston vs. G.B., Nov. 16, 1997

# OPPONENTS BEST GAMES



206 Allen Carter vs. N.E., Dec. 21, 1975

## LONGEST RETURN

106t Brad Smith vs. NYJ, Dec. 27, 2009

103t Tom Wilson vs. L.A. Rams, Nov. 25, 1956

103t Herb Adderley at G.B., Nov. 18, 1962

103t Justin Miller at NYJ, Oct. 1, 2006

102t Curtis Brown at Buf, Sept. 24, 1978

## LONGEST NON-SCORING RETURN

96 Joe Arenas at S.F., Dec. 16, 1956

## HIGHEST AVG. (2 MIN)

67.3 Lenny Lyles at S.F., Dec. 18, 1960

62.0 Willie Galimore vs. Chi, Oct. 4, 1958

61.5 Tom Wilson vs. L.A. Rams, Nov. 25, 1956

60.0 Lance Rentzel at Min, Nov. 14, 1965

## FUMBLE RETURNS

### LONGEST

83t Clayton Fejedelem vs. Cin, Sept. 9, 2018

80t Phil Wise at NYJ, Dec. 2, 1973

78t Darrell Green at Was, Nov. 7, 1993

75t Derrol Ray at NYJ, Sept. 7, 1980

# OPPONENTS CAREER BEST



## MOST

### MOST POINTS

207	Pat Leahy, NYJ
143	Steve Christie, T.B./Buf
140	Josh Scobee, Jax
138	Paul Hornung, G.B.
122	Adam Vinatieri, N.E.
122	Rob Bironas, Ten

### MOST TOUCHDOWNS (R-P-RT)

16	Paul Hornung, G.B. (13-3-0)
16	Andre Reed, Buf (0-16-0)
14	Stanley Morgan, N.E. (0-13-1)
14	Maurice Jones-Drew, Jax. (10-3-1)
13	Rick Casares, Chi (11-2-0)
13	Jim Taylor, G.B./N.O. (12-1-0)

### MOST PATS

69	Pat Leahy, NYJ
52	John Smith, N.E.
47	Adam Vinatieri, N.E.
42	George Blanda, Chi/Oak

### MOST PAT ATTEMPTS

74	Pat Leahy, NYJ
56	John Smith, N.E.
47	Adam Vinatieri, N.E.
44	Uwe Von Schamann, Mia
43	George Blanda, Chi/Oak
43	Garo Yepremian, Det/Mia

### MOST FGS

46	Pat Leahy, NYJ
35	Steve Christie, T.B./Buf
35	Josh Scobee, Jax
31	Rob Bironas, Ten
27	Olindo Mare, Mia/N.O./Sea/Car

### MOST FG ATTS

62	Pat Leahy, NYJ
45	Josh Scobee, Jax
44	Steve Christie, T.B./Buf
38	Rob Bironas, Ten
34	Garo Yepremian, Det/Mia

### MOST CONSECUTIVE FGS

18	Tony Franklin, Phi/N.E.
15	Adam Vinatieri*, N.E.
13	Nate Kaeding*, S.D.
13	Olindo Mare, Mia
12	John Smith, N.E.
12	Rob Bironas, Ten

### MOST 50+ FGS

5	Rob Bironas, Ten
5	Josh Scobee, Jax
4	Jason Hanson, Det
2	John Carney, S.D./N.O.
2	Steve Christie, T.B./Buf
2	Sebastian Janikowski, Oak
2	Nate Kaeding, S.D.
2	Chip Lohmiller, Was
2	Jim Martin, Det/Bal/Was
2	Nick Novak, Hou
2	Pete Stoyanovich, Mia/K.C.

### MOST RUSHING ATTEMPTS

345	Curtis Martin, N.E./NYJ
304	Thurman Thomas, Buf
271	Maurice Jones-Drew, Jax
251	Jim Taylor, G.B./N.O.
250	O.J. Simpson, Buf

### MOST RUSHING YARDS

1645	Curtis Martin, N.E./NYJ
1428	Maurice Jones-Drew, Jax
1251	Fred Taylor, Jax
1230	Thurman Thomas, Buf

1197	O.J. Simpson, Buf
------	-------------------

### MOST RUSHING TOUCHDOWNS

13	Paul Hornung, G.B.
12	Jim Taylor, G.B./N.O.
11	Rick Casares, Chi
10	Antowain Smith, Buf/N.E.
10	Maurice Jones-Drew, Jax

### MOST 100+ GAMES

9	Curtis Martin, N.E./NYJ
8	Maurice Jones-Drew, Jax
7	Freeman McNeil, N.Y. Jets
6	O.J. Simpson, Buf
6	Fred Taylor, Jax

### MOST PASSING ATTEMPTS

1030	Dan Marino, Mia
518	Drew Bledsoe, N.E./Buf
512	John Brodie, S.F.
500	Joe Ferguson, Buf
500	Jim Kelly, Buf

### MOST PASSING COMPLETIONS

624	Dan Marino Mia
321	Tom Brady N.E.
315	Drew Bledsoe N.E./Buf
300	Jim Kelly Buf
275	John Brodie S.F.

### MOST PASSING YARDS

7537	Dan Marino, Mia
3753	Tom Brady, N.E.
3752	Jim Kelly, Buf
3667	Joe Ferguson, Buf
3622	Drew Bledsoe, N.E./Buf

### MOST PASSING TOUCHDOWNS

54	Dan Marino, Mia
32	Tom Brady, N.E.
31	Joe Ferguson, Buf
28	Jim Kelly, Buf
25	Drew Bledsoe, N.E./Buf

### MOST PASSES INTERCEPTED

29	John Brodie, S.F.
27	Bart Starr, G.B.
24	Y.A. Tittle, S.F./NYG
24	Steve Grogan, N.E.
22	Bill Wade, L.A. Rams/Chi

### MOST 300+ GAMES

7	Dan Marino, Mia
5	Warren Moon, Hou/Sea
5	Tom Brady, N.E.
4	Bill Wade, L.A. Rams/Chi
4	Blake Bortles, Jax
3	Joe Namath, NYJ
3	Brian Sipe, Cle
3	Brett Favre, G.B.
3	Ben Roethlisberger, Pit
3	Brian Hoyer, Hou/Chi/S.F.
3	Carson Palmer Cin/Ari

### MOST RECEPTIONS

128	Andre Reed, Buf
125	Andre Johnson, Hou
79	Al Toon, NYJ
79	Stanley Morgan, N.E.
74	Irving Fnyar, N.E./Mia/Phi/Was

### MOST RECEPTION YARDS

1718	Andre Reed, Buf
1621	Andre Johnson, Hou
1615	Stanley Morgan, N.E.
1094	Billy Wilson, S.F.
1072	Tony Martin, Atl/Mia/S.D.

### MOST TOUCHDOWN RECEPTIONS

16	Andre Reed, Buf
13	Stanley Morgan, N.E.



# OPPONENTS CAREER BEST



11	Nat Moore, Mia
10	Andre Johnson, Hou
8	Wesley Walker, NYJ
8	Billy Wilson, S.F.
8	Billy Howton, G.B./Dal
8	Howard Cassady, Det
8	Tony Martin, Atl/Mia/S.D.
8	Bill McColl, Chi
<b>MOST 100+ GAMES</b>	
8	Stanley Morgan, N.E.
6	Andre Johnson, Hou
5	Tony Martin, Atl/Mia/S.D.
4	Harlon Hill, Chi
4	Jimmy Smith, Jax
<b>MOST INTERCEPTIONS</b>	
11	Bobby Dillon, G.B.
10	Jack Christiansen, Det
9	Dick LeBeau, Det
8	Michael Haynes, N.E./Oak
<b>MOST INTERCEPTION YARDS</b>	
181	Bobby Dillon, G.B.
172	Herb Adderley, G.B.
140	Michael Haynes, N.E./Oak
139	Hank Gremminger, G.B.
137	Glenn Blackwood, Mia
<b>MOST TOUCHDOWNS</b>	
2	Kevin Burnett, Dal/S.D.
2	Henry Jones, Buf
2	Ty Law, N.E.
2	Otis Smith, N.E./NYJ
<b>MOST PUNTS</b>	
106	Chris Mohr, Buf/Atl

83	John Kidd, Buf/S.D./Mia/NYJ
81	Tommy Davis, S.F.
78	Rich Camarillo, N.E./Ari/Hou
78	Reggie Roby, Mia/Was/S.F.
78	Brett Kern, Ten/Den
<b>MOST PUNT YARDS</b>	
4278	Chris Mohr, Buf/Atl
3603	Tomy Davis, S.F.
3574	John Kidd, Buf/S.D./Mia/NYJ
3521	Shane Lechler, Oak/Hou
3497	Brett Kern, Ten/Den
<b>HIGHEST AVERAGE (MIN. 25 ATT.)</b>	
48.2	Shane Lechler, Oak/Hou
47.7	Kevin Huber, Cin
46.5	Boyd Dowler, G.B.
46.5	Yale Lary, Det
45.8	Brian Mooman, Buf
<b>MOST TOUCHBACKS</b>	
12	Chris Mohr, Buf
11	Rich Camarillo, N.E./Ari/Hou
9	Yale Lary, Det
9	Lee Johnson, Cin/Cle/N.E./Ten
8	Tom Tupa, Cle/N.E./NYJ/T.B.
8	Craig Hentrich, G.B./Ten
<b>MOST INSIDE 20</b>	
28	Shane Lechler, Oak/Hou
27	Rich Camarillo, N.E./Ari/Hou
26	John Kidd, Buf/S.D./Mia/NYJ
26	Chris Mohr, Buf/Atl
25	Brett Kern, Ten/Den



## RECORDS

### 100-YARD RUSHING GAMES (191)

Date	Player	No-Yds	Date	Player	No-Yds	Date	Player	No-Yds
10/15/00	James at Sea.	38-219	10/28/18	Mack at Oak.	25-132	11/16/97	Faulk vs. GB	17-116
11/21/04	James at Chi.	23-204	10/6/19	Mack at KC	29-132	10/14/01	James vs. Oak.	26-116
9/19/71	Bulaich vs. NYJ	22-198	11/19/89	Dickerson vs. NYJ	31-131	11/17/19	Williams vs. Jax	13-116
2/27/87	Dickerson vs. TB	33-196	11/12/00	James vs. NYJ	31-131	9/26/76	Mitchell at Dal.	27-115
9/25/55	Ameche vs. Chi.	15-194	12/6/81	Dickey vs. Dal.	15-130	9/20/81	Dickey at Den.	12-115
11/29/98	Faulk at Balt.	17-192	12/5/99	James at Mia.	23-130	12/20/87	Dickerson at SD	23-115
10/28/56	Moore vs. GB	13-185	12/10/17	Gore at Buf.	36-130	12/13/98	Faulk vs. Cin.	26-115
11/30/75	Mitchell vs. KC	26-178	12/4/94	Faulk at Sea.	27-129	11/30/58	Moore vs. SF	8-114
10/1/95	Faulk vs. St.L Rams	19-177	12/19/10	Brown vs. Jax.	14-129	9/18/77	Mitchell at Sea.	32-114
12/16/01	Rhodes vs. Atl.	29-177	12/24/00	James vs. Minn.	26-128	9/30/84	McMillan vs. Buf.	16-114
9/8/19	Mack at LAC	25-174	9/18/05	James vs. Jax.	27-128	11/10/02	Mlungro at Phil.	28-114
9/22/85	Wonsley vs. Det.	27-170	10/17/10	Addai at Was.	17-128	10/10/93	Potts vs. Dal.	18-113
12/28/03	James at Hou.	27-171	9/13/98	Faulk at NE	29-127	2/4/07*	Rhodes vs. Chi.	21-113
11/26/06	Addai vs. Phil.	24-171	11/16/03	James vs. NYJ	36-127	10/22/72	McCauley at NYJ	26-112
10/23/88	Dickerson at SD	30-169	11/8/64	Lorick at Chi.	14-126	11/9/75	Mitchell at Buf.	27-112
12/4/88	Dickerson at Mia.	31-169	10/29/78	Washington at Mia.	20-126	10/6/85	McMillan vs. Buf.	20-112
12/18/88	Dickerson vs. Buf.	36-166	10/27/85	McMillan vs. GB	24-126	9/12/99	James vs. Buf.	26-112
12/21/86	Bentley at Raid.	25-162	12/23/01	Rhodes vs. NYJ	17-126	12/17/00	James at Mia.	32-112
11/25/56	Ameche vs. LA Rams	20-162	12/14/03	James vs. Atl.	20-126	11/4/07	Addai vs. N.E.	26-112
12/18/11	Brown vs. Ten.	16-161	10/21/18	Mack vs. Buf.	19-126	11/7/77	Mitchell vs. Was.	29-111
10/11/87	Banks vs. NYJ	25-159	9/25/88	Dickerson vs. Mia.	30-125	10/17/99	James at NYJ	26-111
10/31/88	Dickerson vs. Den.	21-159	1/11/04*	James at KC	26-125	12/11/00	James vs. Buf.	27-111
10/20/74	Mitchell at NYJ	40-156	9/3/00	James at KC	28-124	9/23/01	James vs. Buf.	23-111
11/15/87	Dickerson at Mia.	30-154	10/22/00	James vs. NE	20-124	9/25/66	Lorick vs. SF	18-110
10/1/55	Ameche vs. Det.	21-153	9/19/04	James at Ten.	21-124	11/19/67	Matte vs. Det.	17-110
11/21/99	James at Phil.	22-152	11/28/05	James vs. Pit.	29-124	12/18/83	Dickey vs. Hou.	23-110
10/22/89	Dickerson at Cin.	31-152	12/4/83	Dickey vs. NYJ	18-123	12/30/90	Dickerson at Mia.	20-110
11/17/74	Mitchell at Atl.	33-151	11/8/04	James vs. Minn.	26-123	10/30/94	Faulk vs. NYJ	24-110
1/5/19*	Mack at Hou.	24-148	11/13/54	Taseff vs. GB@M	15-122	11/9/97	Faulk vs. Cin.	18-110
12/31/95*	Crockett at SD	13-147	11/26/61	Moore at Was.	6-122	9/30/73	McCauley vs. NO	20-109
9/6/81	McMillan at NE	16-146	11/13/05	James vs. Hou.	26-122	10/30/83	McMillan at Phil.	19-109
11/1/87	Bentley at NYJ	29-145	1/6/07*	Addai vs. KC	25-122	9/4/88	Dickerson vs. Hou.	24-109
11/25/90	Dickerson at Cin.	22-143	9/16/84	Dickey vs. St.L Cards.	23-121	11/17/99	James vs. KC	20-109
9/4/94	Faulk at Hou.	23-143	10/7/07	Keith vs. TB	28-121	11/17/19	Mack vs. Jax	14-109
10/21/01	James vs. NE	30-143	11/11/56	Moore at Cle.	11-120	11/11/56	Ameche at Cle.	18-108
10/17/05	James vs. St.L Rams	23-143	11/22/59	Ameche vs. SF	25-120	10/17/71	Bulaich at NYG	15-108
11/16/58	Ameche at Chi.	26-142	12/15/63	Matte vs. LA Rams	13-120	12/15/85	McMillan at TB	13-108
12/16/73	Mitchell vs. NE	34-142	9/14/03	James vs. Ten.	30-120	11/14/99	James at NYG	16-108
10/9/77	Mitchell vs. Mia.	17-142	12/7/75	Mitchell at NYG	23-119	11/23/03	James at Buf.	28-108
9/9/04	James at NE	30-142	12/30/18	Mack at Ten.	25-119	9/25/05	James vs. Cle.	27-108
1/6/02	Rhodes vs. Den.	31-141	10/16/60	Moore vs. LA Rams	9-118	10/12/75	Mitchell vs. Buf.	19-107
10/29/00	James vs. Det.	31-139	10/2/88	Dickerson at NE	29-118	12/17/89	Dickerson vs. Mia.	21-107
10/23/05	James at Hou.	21-139	9/19/99	James at NE	32-118	12/30/00*	James at Mia.	21-107
12/16/18	Mack vs. Dal.	27-139	11/26/00	James vs. Mia.	26-118	12/4/05	James vs. Ten.	28-107
11/8/87	Dickerson vs. SD	35-138	9/6/07	Addai vs. NO	23-118	9/17/61	Perry vs. LA Rams	18-106
9/15/02	James vs. Mia.	30-138	11/7/53	Huzvar at Det.	19-117	11/23/75	Mitchell at Mia.	26-106
12/10/89	Dickerson vs. Cle.	26-137	10/29/55	Ameche vs. GB	22-117	9/19/76	Mitchell vs. Cin.	27-106
11/22/53	Taliaferro vs. LA Rams	16-136	11/2/69	Matte vs. Was.	21-117	9/14/79	Washington vs. Cin.	22-106
10/19/58	Moore at Det.	12-136	11/2/87	Dickerson at NE	27-117	9/10/89	Dickerson vs. SF	19-106
11/1/76	Mitchell vs. Hou.	28-136	9/19/88	Dickerson at Cle.	22-117	11/17/02	James vs. Dal.	24-106
11/29/87	Dickerson vs. Hou.	27-136	12/16/90	Dickerson at NYJ	28-117	10/16/16	Gore at Hou.	22-106
10/10/04	James vs. Oak.	32-136	12/1/91	Dickerson vs. Cle.	16-117	11/5/61	Perry vs. GB	21-105
9/30/07	Addai vs. Den.	19-136	10/31/99	James vs. Dal.	27-117	11/25/04	James at Det.	23-105
9/9/01	James at NYJ	28-135	1/12/69*	Matte vs. NYJ	11-116	12/5/04	James vs. Ten.	18-105
9/30/73	Mitchell vs. NO	22-133	12/26/70*	Bulaich vs. Cin.	25-116	10/9/05	James at SF	21-105
12/9/97	Faulk at NYJ	23-133	9/17/89	Dickerson at LA Rams	21-116	11/16/08	Addai vs. Hou.	22-105

# RECORDS



Date	Player	No-Yds
12/16/12	Ballard at Hou.	18-105
12/9/73	Mitchell vs. Mia.	35-104
9/11/94	Faulk at TB	18-104
11/25/01	Rhodes vs. SF	27-104
10/26/03	James vs. Hou.	23-104
12/12/04	James at Hou.	28-104
11/7/05	James at NE	34-104
11/21/19	Williams at Hou.	26-104
10/18/98	Faulk at SF	17-103
12/26/99	James at Cle.	28-103
11/23/80	Dickey at NE	16-102
12/21/97	Faulk at Minn.	23-102
10/25/01	James at KC	27-102
12/5/96	Faulk vs. Phil.	16-101
12/12/99	James vs. NE	20-101
12/18/16	Gore at Minn.	26-101
11/12/61	Perry at Minn.	19-100
10/6/85	Bentley vs. Buf.	17-100
1/2/94	Potts vs. Buf.	14-100
11/4/01	Rhodes at Buf.	24-100
12/24/06	Addai at Hou.	15-100
10/28/07	Addai at Car.	23-100
12/31/17	Gore vs. Hou.	24-100

\*Postseason Game

**LEADERS:** Edgerrin James, 51; Eric Dickerson, 24; Lydell Mitchell, 16; Marshall Faulk, 14; Joseph Addai, 9; Marlon Mack, 8; Alan Ameche, 7; Curtis Dickey, 6; Randy McMillan, 6; Lenny Moore, 6; Dominic Rhodes, 6; Frank Gore, 4; Tom Matte, 4; Albert Bentley, 3; Norm Bulaich, 3; Joe Perry, 3; Donald Brown, 2; Tony Loric, 2; Don McCauley, 2; Roosevelt Potts, 2; Joe Washington, 2; Jonathan Williams, 2; Vick Ballard, 1; Chuck Banks, 1; Zack Crockett, 1; John Huzvar, 1; Kenton Keith, 1; James Mungro, 1; George Taliaferro, 1; Carl Taseff, 1; George Wonsley, 1.

**AGAINST OPPONENT:** Jets, 16; Bills, 14; Dolphins, 14; Patriots, 13; Texans, 12; Titans, 11; Rams, 8; Bengals, 7; Browns, 7; Chiefs, 7; Lions, 7; 49ers, 7; Cowboys, 6; Packers, 6; Bears, 5; Chargers, 5; Eagles, 5; Vikings, 5; Broncos, 4; Buccaneers, 4; Jaguars, 4; Raiders, 4; Washington, 4; Falcons, 3; Giants, 3; Saints, 3; Seahawks, 3; Cardinals, 1; Panthers, 1; Ravens, 1; Steelers, 1.

**TWO 100-YARD RUSHERS:** Moore (120), Ameche (108) at Cle. 11/11/56; Mitchell (133), McCauley (109) vs. NO 9/30/73; McMillan (112), Bentley (100) vs. Buf. 10/6/85; Williams (116), Mack (109) vs. Jax. 11/17/19: **Total: 4**

# RECORDS



## 300-YARD PASSING GAMES (168)

Date	Player	C-A-YDS-TD-IN
10/31/04	472 Manning at KC	25-44-472-5-1
9/30/18	464 Luck vs. Hou.	40-62-464-4-0
1/9/05	*458 Manning vs. Den.	27-33-458-4-1
1/4/14	*443 Luck vs. KC	29-45-443-4-3
9/25/00	440 Manning vs. Jax.	23-36-440-4-0
9/12/10	433 Manning at Hou.	40-57-433-3-0
11/4/12	433 Luck vs. Mia.	30-48-433-2-0
12/5/04	425 Manning vs. Ten.	25-33-425-3-2
9/23/01	421 Manning vs. Buf.	23-29-421-4-2
9/26/99	404 Manning at SD	29-54-404-2-1
1/13/07	*402 Manning vs. SD	33-48-402-3-2
9/17/67	401 Unitas vs. Atl.	23-32-401-2-1
11/16/03	401 Manning vs. NYJ	27-36-401-1-0
9/17/06	400 Manning vs. Hou.	26-38-400-3-0
10/26/14	400 Luck at Pit.	26-45-400-3-2
12/9/18	399 Luck at Hou.	27-41-399-2-1
11/1/59	397 Unitas vs. Cle.	23-41-397-4-3
11/21/10	396 Manning at NE	38-52-396-4-3
9/26/04	393 Manning vs. GB	28-40-393-5-0
9/28/14	393 Luck vs. Ten	29-41-393-4-1
12/2/12	391 Luck at Det.	24-54-391-4-3
10/6/03	386 Manning at TB	34-47-386-2-1
12/16/62	385 Unitas vs. Minn.	19-34-385-4-2
12/15/74	385 Jones vs. NYJ	36-53-385-4-4
9/11/16	385 Luck vs. Det.	31-47-385-4-0
12/26/04	383 Manning vs. SD	27-44-383-2-1
9/27/09	379 Manning at Ari.	24-35-379-4-1
1/4/04	*377 Manning vs. Den.	22-26-377-5-0
1/24/10	*377 Manning vs. NYJ	26-39-377-3-0
11/10/63	376 Unitas vs. Det.	17-24-376-2-1
9/24/72	376 Unitas vs. NYJ	26-45-376-2-0
11/7/93	376 George at Was.	37-59-376-3-1
1/4/15	*376 Luck vs. Cin.	31-44-376-1-0
11/12/67	370 Unitas at Atl.	17-20-370-4-0
11/25/01	370 Manning vs. SF	31-51-370-1-4
9/7/14	370 Luck at Den.	35-53-370-2-2
9/21/14	370 Luck at Jax.	31-39-370-4-0
10/9/14	370 Luck at Hou.	25-44-370-3-1
11/30/14	370 Luck vs. Was.	19-27-370-5-1
10/24/04	368 Manning at Jax.	27-39-368-3-0
12/8/62	367 Unitas vs. Was.	25-36-367-4-1
9/10/00	367 Manning vs. Oak	33-48-367-3-2
12/22/02	365 Manning vs. NYG	30-46-365-3-2
11/20/05	365 Manning at Cin.	24-40-365-3-1
12/5/10	365 Manning vs. Dal.	36-48-365-2-4
10/4/18	365 Luck at NE	38-59-365-3-2
12/18/08	364 Manning at Jax.	29-34-364-3-0
10/7/12	362 Luck vs. GB	31-55-362-2-1
11/16/86	359 Trudeau at NYJ	27-57-359-1-4
12/4/60	357 Unitas vs. Det.	22-40-357-2-3
9/27/81	357 Jones vs. Mia.	20-27-357-3-1
11/29/98	357 Manning at Balt.	27-42-357-3-1
12/23/18	357 Luck vs. NYG	31-47-357-2-1
11/26/60	356 Unitas vs. SF	16-30-356-3-5
11/3/14	354 Luck at NYG	25-46-354-4-0
10/1/63	355 Unitas at Was.	24-37-355-3-1
10/1/67	353 Unitas vs. SF	22-37-353-2-0
10/4/09	353 Manning vs. Sea.	31-41-353-2-1

Date	Player	C-A-YDS-TD-IN
12/4/11	353 Orlovsky at NE	30-37-353-2-1
11/10/13	353 Luck vs. Stl.	29-47-353-1-3
10/23/16	353 Luck at Ten.	27-39-353-3-0
10/3/10	352 Manning at Jax.	33-46-352-2-1
12/3/06	351 Manning at Ten.	21-28-351-1-2
12/28/58	*349 Unitas at NYG	26-40-349-1-1
1/21/07	*349 Manning vs. NE	27-47-349-1-1
12/19/70	348 Morrall vs. NYJ	18-33-348-4-1
9/22/91	348 George vs. Det.	29-40-348-2-1
11/9/03	347 Manning at Jax.	28-45-347-2-2
11/1/09	347 Manning vs. SF	31-48-347-0-0
10/29/06	345 Manning at Den.	32-39-345-3-0
12/8/63	344 Unitas vs. Minn.	17-22-344-3-0
10/19/14	344 Luck vs. Cin.	27-42-344-2-0
11/6/66	342 Unitas vs. Was.	22-31-342-3-2
11/25/18	343 Luck vs. Mia.	30-37-343-3-2
10/22/06	342 Manning vs. Was.	25-35-342-4-0
12/18/77	340 Jones vs. NE	19-30-340-3-0
11/16/97	340 Justin vs. GB	24-30-340-1-0
12/17/66	339 Unitas at SF	20-30-339-4-1
12/3/00	339 Manning at NYJ	27-51-339-2-2
11/29/92	337 Trudeau vs. Buf.	26-41-337-0-1
12/18/05	336 Manning vs. SD	26-45-336-1-2
12/20/98	335 Manning at Sea.	23-39-335-1-1
10/21/01	335 Manning vs. NE	22-34-335-1-0
10/8/00	334 Manning at NE	31-54-334-1-3
11/18/12	334 Luck at NE	27-50-334-2-3
2/7/10	*333 Manning vs. NO	31-45-333-1-1
10/25/15	333 Luck vs. NO	23-44-333-3-2
1/11/14	*331 Luck at NE	20-41-331-2-4
9/25/16	331 Luck vs. SD	24-37-331-1-1
11/15/92	330 George vs. NE	18-35-330-2-3
1/2/94	330 George vs. Buf.	30-48-330-1-0
9/30/90	329 Trudeau at Phil.	19-40-329-3-1
12/20/92	328 George vs. Pho.	25-41-328-1-1
11/11/07	328 Manning at SD	34-56-328-2-6
11/3/02	327 Manning vs. Ten.	37-50-327-2-1
11/15/09	327 Manning vs. NE	28-44-327-4-2
11/5/06	326 Manning at NE	20-36-326-2-1
12/8/13	326 Luck at Cin.	29-46-326-4-0
10/20/19	326 Brissett vs. Hou.	26-39-326-4-0
12/16/01	325 Manning vs. Atl.	23-35-325-3-1
9/26/10	325 Manning at Den.	27-43-325-3-0
11/15/59	324 Unitas vs. GB@M	19-33-324-3-0
11/6/60	324 Unitas vs. GB	20-29-324-4-1
10/31/65	324 Unitas at SF	23-34-324-4-0
12/11/05	324 Manning at Jax.	24-36-324-2-0
12/15/63	323 Unitas vs. LA Rams	21-37-323-1-0
11/20/77	322 Jones vs. NYJ	23-36-322-2-1
10/9/16	322 Luck vs. Chi.	28-39-322-2-0
11/7/05	321 Manning at NE	28-37-321-3-1
9/15/13	321 Luck vs. Mia.	25-43-321-1-1
1/1/17	321 Luck vs. Jax.	24-40-321-2-1
11/14/04	320 Manning vs. Hou.	18-27-320-5-2
11/16/08	320 Manning vs. Hou.	30-46-320-2-0
10/10/65	319 Unitas vs. Det.	18-24-319-3-1
10/19/69	319 Unitas at NO	20-28-319-3-0
10/8/95	319 Harbaugh at Mia.	25-33-319-3-0

# RECORDS



Date	Player	C-A-YDS-TD-IN
11/10/02	319 Manning at Phil.	18-23-319-3-0
12/9/10	319 Manning at Ten.	25-35-319-2-0
9/9/18	319 Luck vs. Cin.	39-53-319-2-1
12/1/19	319 Brissett vs. Ten.	25-40-319-1-2
12/14/86	318 Hogeboom vs. Buf.	23-33-318-2-0
10/18/92	318 George vs. SD	27-39-318-2-2
12/14/08	318 Manning vs. Det.	28-37-318-1-0
11/8/09	318 Manning vs. Hou.	34-50-318-1-1
10/12/86	315 Trudeau vs. NO	24-44-315-2-1
11/29/15	315 Hasselbeck vs. TB	26-42-315-2-0
11/18/56	314 Unitas at Det.	17-30-314-0-1
12/16/61	314 Unitas at SF	19-34-314-3-0
9/28/03	314 Manning at NO	20-25-314-6-0
10/8/17	314 Brissett vs. SF	22-34-314-0-1
10/31/99	313 Manning vs. Dal.	22-34-313-1-0
12/10/06	313 Manning at Jax.	25-50-313-0-1
9/23/12	313 Luck vs. Jax.	22-46-313-2-1
10/21/90	312 Trudeau vs. Den.	24-39-312-2-1
9/16/07	312 Manning at Ten.	28-42-312-1-1
10/5/14	312 Luck vs. Bal.	32-49-312-1-2
10/18/15	312 Luck vs. NE	30-50-312-3-0
12/23/07	311 Manning vs. Hou.	28-35-311-3-0
9/14/08	311 Manning at Minn.	26-42-311-1-2
10/11/81	310 Jones vs. Cin.	22-30-310-1-2
11/30/97	310 Harbaugh at NE	22-41-310-2-0
12/2/01	310 Manning at Bal.	27-48-310-2-1
1/3/09	*310 Manning at SD	25-42-310-1-0
9/22/19	310 Brissett vs. Atl.	28-37-310-2-0
9/27/98	309 Manning vs. NO	19-32-309-1-3
10/11/09	309 Manning at Ten.	36-44-309-3-1
9/9/12	309 Luck at Chi.	23-45-309-1-3
12/17/09	308 Manning at Jax.	23-30-308-4-1
11/5/17	308 Brissett at Hou.	20-30-308-2-0
10/2/60	307 Unitas vs. Chi.	14-27-307-4-0
9/28/75	307 Jones vs. Raid.	21-43-307-1-1
10/17/10	307 Manning at Was.	25-38-307-2-0
11/9/75	306 Jones at Buf.	14-22-306-2-1
11/21/65	305 Unitas vs. Phil.	19-32-305-2-1
11/25/79	304 Landry vs. Mia.	25-42-304-3-1
10/21/02	304 Manning at Pit.	32-48-304-1-3
1/11/04	*304 Manning at KC	22-30-304-3-0
9/21/09	303 Manning at Mia.	14-23-303-2-0
11/16/14	303 Luck vs. NE	23-39-303-2-1
10/29/61	302 Unitas vs. Chi.	20-36-302-2-2
10/6/68	302 Morrall vs. Chi.	14-25-302-4-1
9/6/98	302 Manning vs. Mia.	21-37-302-1-3
11/5/00	302 Manning at Chi.	26-39-302-2-1
9/19/76	301 Jones vs. Cin.	14-29-301-3-3
9/1/91	301 George vs. NE	27-42-301-1-2
9/13/09	301 Manning vs. Jax.	28-38-301-1-1
10/14/18	301 Luck at NYJ	23-43-301-4-3
10/26/69	300 Unitas vs. SF	19-37-300-2-3

\*Postseason Game

**LEADERS:** Peyton Manning, 71; Andrew Luck, 36; John Unitas, 27; Bert Jones, 8; Jeff George, 7; Jacoby Brissett, 5; Jack Trudeau, 5; Jim Harbaugh, 2; Earl Morrall, 2; Matt Hasselbeck, 1; Gary Hogeboom, 1; Paul Justin, 1; Greg Landry, 1; Dan Orlovsky, 1.

**AGAINST OPPONENT:** Patriots, 17; Jaguars, 12; Texans, 11; 49ers, 9; Jets, 9; Titans, 9; Chargers, 8; Dolphins, 8; Lions, 8; Bengals, 7; Washington, 7; Bears, 6; Broncos, 6; Saints, 6; Bills, 5; Packers, 5; Giants, 4; Falcons, 4; Chiefs, 3; Eagles, 3; Ravens, 3; Vikings, 3; Buccaneers, 2; Cardinals, 2; Cowboys, 2; Raiders, 2; Rams, 2; Seahawks, 2; Steelers, 2; Browns, 1; Panthers, 0.

# RECORDS



## 100-YARD RECEIVING GAMES (363)

Date	Player	No-Yds	Date	Player	No-Yds	Date	Player	No-Yds
11/10/57	Berry at Was.	12-224	10/26/14	Hilton at Pit.	6-155	12/10/89	Rison vs. Cle.	5-135
1/4/14	*Hilton vs. KC	13-224	11/18/18	Hilton vs. Ten.	9-155	12/18/05	Harrison vs. SD	8-135
10/9/14	Hilton at Hou.	9-223	11/29/98	Small at Balt.	9-153	9/17/06	Wayne vs. Hou.	6-135
1/9/05	*Wayne vs. Den.	10-221	12/5/04	Stokley vs. Ten.	8-153	9/9/12	Wayne at Chi.	9-135
10/7/12	Wayne vs. GB	13-212	9/24/17	Hilton vs. Cle.	7-153	11/12/67	Perkins at Atl.	5-134
10/24/76	Carr at NYJ	5-210	10/21/90	Hester vs. Den.	8-152	12/7/69	Hinton vs. Det.	5-134
11/7/93	Langhorne at Was.	12-203	1/24/10	*Garcon vs. NYJ	11-151	10/15/00	Harrison at Sea.	7-134
12/5/10	Wayne vs. Dal.	14-200	11/24/68	Richardson vs. Minn.	6-150	12/9/07	Gonzalez at Balt.	6-134
12/9/18	Hilton at Hou.	9-199	10/13/02	Harrison vs. Balt.	12-150	11/30/14	Moncrief vs. Was.	3-134
9/19/76	Carr vs. Cin.	6-198	12/4/11	Garcon at NE	9-150	12/8/62	Orr vs. Was.	6-133
9/26/99	Harrison at SD	13-196	12/7/14	Hilton at Cle.	10-150	12/7/80	Carr at Cin.	7-133
9/26/99	Harrison at SD	13-196	10/25/15	Hilton vs. NO	4-150	1/4/04	*Harrison vs. Den.	7-133
10/3/10	Wayne at Jax.	15-196	9/28/58	Berry vs. Det.	10-149	10/23/16	Hilton at Ten.	7-133
9/28/70	Hinton vs. KC	11-190	11/10/63	Berry vs. Det.	5-148	10/30/66	Mackey at LA Rams	5-132
9/18/78	Carr at NE	6-187	12/22/68	*Richardson vs. Minn.	6-148	11/14/04	Stokley vs. Hou.	5-132
10/23/60	Berry at Det.	11-186	9/25/00	Wilkins vs. Jax.	9-148	12/17/09	Wayne at Jax.	5-132
9/24/67	Richardson at Phil.	11-184	11/1/09	Wayne vs. SF	12-147	12/13/15	Hilton at Jax.	4-132
9/26/04	Wayne vs. GB	11-184	12/15/57	Berry at LA Rams	7-146	12/16/62	Berry vs. Minn.	8-131
9/21/09	Clark at Mia.	7-183	10/26/69	Orr vs. SF	8-146	11/6/66	Berry vs. Was.	10-131
11/9/58	Moore at NYG	6-181	9/13/87	Brooks vs. Cin.	6-146	11/6/66	Orr vs. Was.	5-131
11/26/60	Berry vs. SF	9-181	9/23/01	Harrison vs. Buf.	7-146	10/22/07	Wayne at Jax.	9-131
12/8/57	Moore at SF	6-180	12/5/16	Hilton vs. NYJ	9-146	12/15/63	Berry vs. LA Rams	7-130
12/28/58	*Berry at NYG	12-178	10/3/11	Garcon at TB	2-146	9/2/79	Washington at KC	13-130
11/16/86	Brooks at NYJ	9-177	10/4/64	Orr vs. Rams	5-145	11/10/13	Hilton vs. Stl.	7-130
10/8/17	Hilton vs. SF	7-177	9/27/81	Butler vs. Mia.	4-145	10/29/89	Rison vs. NE	6-129
10/6/03	Harrison at TB	11-176	10/6/02	Harrison vs. Cin.	9-145	1/3/09	*Wayne at SD	4-129
11/5/17	Hilton at Hou.	5-175	11/5/06	Harrison at NE	8-145	12/23/56	Mutscheller vs. Was.	6-128
11/11/01	Harrison vs. Mia.	9-174	12/8/63	Mackey vs. Minn.	5-144	9/27/98	Faulk vs. NO	6-128
9/25/16	Hilton vs. SD	8-174	10/10/93	Dawkins vs. Dal.	8-144	11/15/98	Harrison vs. NYJ	9-128
12/15/02	Harrison at Cle.	9-172	9/15/02	Harrison vs. Mia.	11-144	11/25/01	Harrison vs. SF	8-128
12/3/06	Harrison at Ten.	7-172	1/4/04	*Stokley vs. Den.	4-144	1/6/02	Harrison vs. Den.	9-128
9/26/10	Collie at Den.	12-171	11/16/14	Fleener vs. NE	7-144	12/22/02	Harrison vs. NYG	10-128
10/9/16	Hilton vs. Chi.	10-171	10/1/61	Moore vs. Minn.	5-143	11/7/05	Harrison at NE	9-128
12/11/83	Henry at Den.	8-169	9/18/66	Mackey at Minn.	6-143	11/28/05	Harrison vs. Pit.	4-128
11/29/59	Berry vs. LA Rams	7-168	12/23/07	Wayne vs. Hou.	10-143	12/8/63	Berry vs. Minn.	8-127
9/23/01	Pathon vs. Buf.	9-168	12/14/08	Clark vs. Det.	12-142	10/23/94	Faulk vs. Was.	8-127
10/28/07	Wayne at Car.	7-168	9/10/00	Harrison vs. Oak.	10-141	12/23/01	Harrison vs. NYJ	12-127
10/10/65	Orr vs. Det.	9-167	9/21/03	Wayne vs. Jax.	10-141	11/25/04	Harrison at Det.	12-127
11/21/65	Moore vs. Phil.	7-163	11/16/03	Harrison vs. NYJ	9-141	9/17/06	Harrison vs. Hou.	7-127
11/15/92	Johnson vs. NE	7-163	10/2/60	Moore vs. Chi.	4-140	11/30/14	Fleener vs. Was.	4-127
9/12/10	Collie at Hou.	11-163	11/11/07	Wayne at SD	10-140	10/11/53	Taliaferro at Chi.	5-126
9/13/09	Wayne vs. Jax.	10-162	10/6/13	Hilton vs. Sea.	5-140	12/27/59	*Moore vs. NYG	3-126
10/4/87	Murray at Buf.	7-161	11/26/60	Moore vs. SF	5-139	9/17/67	Mackey vs. Atl.	8-126
9/23/68	Orr at Atl.	5-160	12/4/60	Moore vs. Det.	4-139	11/17/68	Richardson vs. Stl.	5-126
11/10/68	Orr at Det.	5-160	10/16/88	Brooks vs. TB	7-139	11/18/01	Pollard at NO	3-126
10/1/89	Brooks at NYJ	7-159	12/6/64	Orr vs. Det.	5-138	9/27/09	Wayne at Ariz.	7-126
10/8/00	Harrison at NE	13-159	12/26/99	Harrison at Cle.	14-138	11/15/09	Wayne vs. NE	10-126
9/28/03	Harrison at NO	6-158	11/17/02	Harrison vs. Dal.	14-138	10/2/54	B. Young vs. NYG	2-125
12/2/07	Wayne vs. Jax.	8-158	10/29/06	Wayne at Den.	10-138	12/12/65	Berry vs. GB	10-125
11/23/58	Moore vs. LA Rams	6-157	12/23/18	Hilton vs. NYG	7-138	12/13/70	Jefferson at Buf.	5-125
10/21/01	Harrison vs. NE	8-157	11/6/60	Berry vs. GB	10-137	11/7/76	L. Mitchell at SD	8-125
11/1/59	Berry vs. Cle.	11-156	11/6/60	Moore vs. GB	8-137	10/15/95	Dilger vs. SF	7-125
9/8/96	Dilger at NYJ	7-156	11/10/02	Harrison at Phil.	6-137	12/5/99	Harrison at Mia.	8-125
10/24/99	Harrison vs. Cin.	8-156	12/11/05	Harrison at Jax.	6-137	11/20/05	Clark at Cin.	6-125
10/22/00	Harrison vs. NE	5-156	1/21/07	*Clark vs. NE	6-137	10/9/11	Garcon at Cin.	5-125
11/18/56	Berry at Det.	6-155	9/14/08	Gonzalez at Minn.	9-137	11/25/18	Hilton vs. Mia.	7-125
10/29/61	Moore vs. Chi.	7-155	11/12/72	Havrilak at SF	6-136	12/3/67	Hawkins vs. Dal.	8-124
10/21/62	Orr at Chi.	7-155	11/9/75	Carr at Buf.	2-136	10/31/71	Perkins vs. Pit.	2-124
12/29/13	Hilton vs. Jax.	11-155	12/6/09	Garcon vs. Ten.	6-136	11/6/78	Carr vs. Was.	4-124

# RECORDS



Date	Player	No-Yds	Date	Player	No-Yds	Date	Player	No-Yds
9/12/99	Green vs. Buf.	5-124	9/23/12	Hilton vs. Jax.	4-113	12/9/10	Wayne at Ten.	4-106
12/7/03	Harrison at Ten.	10-124	1/6/13	*Wayne at Balt.	9-113	9/11/11	Wayne at Hou.	7-106
11/7/05	Wayne at NE	9-124	10/26/14	Moncrief at Pit.	7-113	12/22/11	Wayne vs. Hou.	8-106
9/15/13	Hilton vs. Mia.	6-124	11/25/56	Mutscheller vs. LA Rams	5-112	10/20/19	Pascal vs. Hou.	6-106
10/3/59	Berry vs. Chi.	8-123	10/15/61	Mutscheller at Chi.	4-112	10/31/54	Edwards at Was.	8-105
11/8/64	Orr at Chi.	6-123	11/27/77	McCauley at Den.	11-112	12/16/61	Orr at SF	4-105
12/17/95	Dawkins vs. SD	6-123	11/14/93	Langhorne vs. NYJ	8-112	11/17/68	Mackey vs. Stl.	5-105
12/26/04	Stokley vs. SD	7-123	10/24/04	Stokley vs. Jax.	7-112	9/23/73	Doughty vs. NYJ	5-105
1/24/10	*Collie vs. NYJ	7-123	1/9/05	*Clark vs. Den.	6-112	10/26/75	M. Johnson at NYJ	3-105
12/8/62	Berry vs. Was.	11-122	12/24/06	Harrison at Hou.	8-112	11/23/86	Brooks at Hou.	7-105
12/18/77	Chester vs. NE	4-122	1/8/11	*Garcon vs. NYJ	5-112	9/22/91	Johnson vs. Det.	9-105
12/24/05	Stokley at Sea.	5-122	12/1/63	Orr at Was.	7-111	10/18/92	Hester vs. SD	8-105
10/22/06	Wayne vs. Was.	7-122	10/10/71	Mitchell at Buf.	6-111	10/1/94	Dawkins at Buf.	6-105
11/27/11	Wayne vs. Car.	5-122	10/8/89	Brooks vs. Buf.	5-111	9/19/99	Harrison at NE	7-105
11/23/14	Hilton vs. Jax.	4-122	11/21/99	Wilkins at Phil.	4-111	11/22/07	Gonzalez at Atl.	6-105
9/21/15	Moncrief vs. NYJ	7-122	12/6/04	Harrison vs. SD	6-111	12/18/08	Clark at Jax.	8-105
11/11/79	Washington at Mia.	10-121	11/19/06	Wayne at Dal.	7-111	9/28/14	Hilton vs. Ten.	6-105
9/12/99	Harrison vs. Buf.	8-121	9/16/12	Avery vs. Min.	9-111	12/24/16	Hilton at Oak.	4-105
11/10/02	Wayne at Phil.	6-121	12/30/12	Hilton vs. Hou.	4-111	10/4/18	Ebron at NE	9-105
11/3/13	Hilton at Hou.	7-121	11/4/62	Orr at SF	5-110	12/8/19	Johnson at TB	3-105
10/29/17	Doyle at Cin.	12-121	10/1/67	Perkins vs. SF	5-110	11/13/60	Berry at Chi.	6-104
10/26/80	Carr vs. Stl.	9-120	12/18/77	Doughty vs. NE	5-110	10/6/68	Mackey vs. Chi.	7-104
11/30/97	Dawkins at NE	7-120	9/26/93	Hester vs. Cle.	7-110	10/6/68	Orr vs. Chi.	2-104
9/16/84	Porter vs. Stl.	4-120	9/22/02	Harrison at Hou.	8-110	10/27/85	Capers vs. GB	5-104
12/20/98	Small at Sea.	3-120	9/26/04	Stokley vs. GB	8-110	9/30/90	Bentley at Phil.	3-104
11/1/98	Faulk vs. NE	9-119	12/10/06	Wayne at Jax.	8-110	12/13/92	Cash at NYJ	7-104
10/12/03	Harrison vs. Car.	8-119	10/21/56	Mutscheller at Chi.	5-109	12/22/02	Wayne vs. NYG	6-104
9/19/04	Wayne at Ten.	7-119	11/8/59	Moore at Was.	4-109	12/14/08	Wayne vs. Det.	7-104
10/31/04	Harrison at KC	5-119	10/21/73	Doughty at Det.	3-109	11/12/17	Rogers vs. Pit.	6-104
10/31/04	Wayne at KC	6-119	10/27/85	Bouza vs. GB	6-109	11/8/59	Mutscheller at Was.	6-103
11/8/09	Clark vs. Hou.	14-119	11/14/99	Harrison at NYG	6-109	11/22/64	Mackey at LA Rams	4-103
9/28/14	Wayne vs. Ten.	7-119	10/29/00	Harrison vs. Det.	9-109	12/15/96	Harrison at KC	6-103
10/4/58	Moore vs. Chi.	3-118	12/3/00	Wilkins at NYJ	7-109	9/25/00	Harrison vs. Jax.	2-103
12/12/99	Harrison vs. NE	6-118	12/24/00	Harrison vs. Minn.	12-109	12/8/02	Wayne at Ten.	5-103
10/12/08	Wayne vs. Balt.	8-118	10/2/05	Harrison at Ten.	9-109	1/6/07	*Clark vs. KC	9-103
10/25/59	Berry vs. GB	10-117	12/1/19	Pascal vs. Ten.	7-109	10/17/10	Clark at Was.	4-103
12/4/60	Berry vs. Det.	10-117	10/12/58	Moore vs. GB@M	6-108	1/11/14	*Hilton at NE	4-103
12/19/99	Harrison vs. Was.	9-117	12/17/66	Orr at SF	4-108	1/4/15	*Hilton vs. Cin.	6-103
12/14/03	Harrison vs. Atl.	7-117	9/14/80	Carr vs. Pit.	6-108	11/25/65	Mackey at Det.	5-102
11/20/05	Wayne at Cin.	5-117	10/31/88	Brooks vs. Den.	3-108	12/15/74	Chester vs. NYJ	8-102
12/1/63	Matte at Cle.	7-116	11/19/89	Rison vs. NYJ	5-108	11/9/75	Doughty at Buf.	3-102
11/1/59	Moore vs. Cle.	5-115	11/13/05	Harrison vs. Hou.	7-108	11/20/77	Chester vs. NYJ	5-102
12/5/59	Moore at SF	6-115	12/18/08	Wayne at Jax.	7-108	9/6/98	Harrison vs. Mia.	5-102
1/3/71	*Hinton vs. Oak.	5-115	11/22/09	Garcon at Balt.	6-108	11/22/98	Faulk at Buf.	8-102
9/24/72	Havrilak vs. NYJ	4-115	11/7/10	Tamme at Phil.	11-108	11/14/04	Clark vs. Hou.	3-102
9/3/00	Harrison at KC	9-115	11/4/12	Avery vs. Mia.	5-108	11/25/12	Wayne vs. Buf.	8-102
9/6/07	Wayne vs. NO	7-115	10/20/57	Mutscheller at Det.	5-107	11/4/12	Hilton vs. Mia.	6-102
12/11/16	Hilton vs. Hou.	9-115	11/15/64	Moore vs. Minn.	3-107	12/28/58	*Moore at NYG	6-101
9/30/18	Hilton vs. Hou.	4-115	11/24/02	Harrison at Den.	11-107	10/15/78	Doughty vs. NYJ	7-101
11/30/58	Berry vs. SF	9-114	11/21/10	Wayne at NE	8-107	11/26/89	Brooks vs. SD	8-101
9/24/72	Mitchell vs. NYJ	8-114	11/14/13	Fleener at Ten.	8-107	11/19/95	Dawkins at NE	4-101
12/12/76	Carr vs. Buf.	4-114	12/8/13	Rogers at Cin.	6-107	12/16/01	Pollard vs. Atl.	5-101
12/13/81	Carr at Was.	6-114	10/19/14	Hilton vs. Cin.	7-107	12/1/02	Harrison vs. Hou.	9-101
11/4/07	Addai vs. NE	5-114	9/28/75	Doughty vs. Oak.	5-106	12/10/06	Harrison at Jax.	6-101
11/9/08	Wayne at Pit.	6-114	10/10/76	Chester vs. Mia.	5-106	10/20/57	Moore at Det.	6-100
11/29/15	Moncrief vs. TB	8-114	11/17/91	Brooks vs. Chi.	7-106	11/18/62	Orr at GB	5-100
10/2/60	Berry vs. Chi.	7-113	11/29/92	Arbuckle vs. Buf.	9-106	10/24/65	Orr vs. LA Rams	5-100
10/19/69	Orr at NO	5-113	12/5/96	Harrison vs. Phil.	6-106	10/31/71	Richardson vs. Pit.	4-100
9/29/85	Butler at NYJ	4-113	11/21/04	Wayne at Chi.	6-106	11/19/91	Hester at NYJ	5-100
9/10/06	Harrison at NYG	9-113	12/5/04	Harrison vs. Ten.	4-106	12/14/97	Dilger at NYJ	5-100

# RECORDS



Date	Player	No-Yds
10/26/03	Harrison vs. Hou.	8-100
11/16/03	Clark vs. NYJ	5-100
11/18/12	Hilton at N.E.	6-100
12/2/12	Hilton at Det.	6-100
9/29/13	Wayne at Jax.	5-100
12/23/17	Hilton vs. Bal.	6-100

\*Postseason Game

**LEADERS:** Marvin Harrison, 60; Reggie Wayne, 46; T.Y. Hilton, 36; Raymond Berry, 24; Lenny Moore, 19; Jimmy Orr, 18; Roger Carr, 10; Dallas Clark, 10; Bill Brooks, 9; John Mackey, 8; Pierre Garcon, 8; Brandon Stokley, 7; Glenn Doughty, 6; Jim Mutscheller, 6; Sean Dawkins, 5; Willie Richardson, 5; Raymond Chester, 4; Marshall Faulk, 4; Jessie Hester, 4; Donte Moncrief, 4; Austin Collie, 3; Ken Dilger, 3; Coby Fleener, 3; Anthony Gonzalez, 3; Eddie Hinton, 3; Ray Perkins, 3; Andre Rison, 3; Terrence Wilkins, 3; Donnie Avery, 2; Ray Butler, 2; Sam Havrilak, 2; Anthony Johnson, 2; Reggie Langhorne, 2; Tom Mitchell, 2; Zach Pascal, 2; Marcus Pollard, 2; Torrance Small, 2; Joe Washington, 2; Joseph Addai, 1; Charles Arbuckle, 1; Albert Bentley, 1; Matt Bouza, 1; Wayne Capers, 1; Kerry Cash, 1; Jack Doyle, 1; Eric Ebron, 1; Dan Edwards, 1; E. G. Green, 1; Alex Hawkins, 1; Bernard Henry, 1; Roy Jefferson, 1; Marcus Johnson, 1; Marshall Johnson, 1; Tom Matte, 1; Don McCauley, 1; Lydell Mitchell, 1; Walter Murray, 1; Jerome Pathon, 1; Tracy Porter, 1; Chester Rogers, 1; Da'Rick Rogers, 1; George Talianferro, 1; Jacob Tamme, 1; Buddy Young, 1.

**AGAINST OPPONENT:** Jets, 26; Patriots, 25; Texans, 22; Lions, 20; Washington, 20; Jaguars, 19; Bears, 17; Titans, 16; 49ers, 15; Bills, 15; Dolphins, 13; Broncos, 12; Bengals, 11; Chargers, 11; Packers, 11; Vikings, 11; Eagles, 10; Giants, 10; Rams, 10; Chiefs, 9; Browns, 8; Steelers, 8; Ravens, 7; Cowboys, 6; Falcons, 6; Saints, 6; Buccaneers, 5; Cardinals, 5; Raiders, 4; Seahawks, 4; Panthers, 3.

**TWO 100-YARD RECEIVERS:** Mutscheller (107), Moore (100) at Det. 10/20/57; Berry (178), Moore (101) at NYG 12/28/58\*; Berry (156), Moore (115) vs. Cle. 11/1/59; Moore (109), Mutscheller (103) at Was. 11/8/59; Moore (140), Berry (113) vs. Chi. 10/2/60; Berry (137), Moore (137) vs. GB 11/6/60; Berry (181), Moore (139) vs. SF 11/26/60; Moore (139), Berry (117) vs. Det. 12/4/60; Orr (133), Berry (122) vs. Was. 12/8/62; Matte (116), Orr (111) at Was. 12/1/63; Mackey (144), Berry (127) vs. Min. 12/8/63; Berry (131), Orr (131) vs. Was. 11/6/66; Mackey (104), Orr (104) vs. Chi. 10/6/68; Richardson (126), Mackey (105) vs. St.L 11/17/68; Perkins (124), Richardson (100) vs. Pit. 10/31/71; Havrilak (115), T. Mitchell (114) vs. NYJ 9/24/72; Carr (136), Doughty (102) at Buf. 11/9/75; Chester (122), Doughty (110) vs. NE 12/18/77; Bouza (109), Capers (104) vs. GB 10/27/85; Green (124), Harrison (121) vs. Buf. 9/12/99; Wilkins (148), Harrison (103) vs. Jax. 9/25/00; Pathon (168), Harrison (146) vs. Buf. 9/23/01; Harrison (137), Wayne (121) at Phi. 11/10/02; Harrison (128), Wayne (104) vs. NYG 12/22/02; Wayne (141), Clark (100) vs. NYJ 11/16/03; Stokley (144), Harrison (133) vs. Den. 1/4/04\*; Wayne (184), Stokley (110) vs. GB 9/26/04; Harrison (119), Wayne (119) at KC 10/31/04; Stokley (132), Clark (102) vs. Hou. 11/14/04; Stokley (153), Harrison (106) vs. Ten. 12/5/04; Stokley (123), Harrison (111) vs. SD 12/26/04; Wayne (221), Clark (112) vs. Den. 1/9/05\*; Harrison (128), Wayne (124) at NE 11/7/05; Clark (125), Wayne (117) at Cin. 11/20/05; Wayne (135), Harrison (127) vs. Hou. 9/17/06; Wayne (110), Harrison (101) at Jax. 12/10/06; Clark (142), Wayne (104) vs. Det. 12/14/08; Wayne (108), Clark (105) at Jax. 12/18/08; Garcon (151), Collie (123) vs. NYJ 1/24/10\*; Avery (108), Hilton (102) vs. Mia. 11/4/12, Wayne (119), Hilton (105), vs. Ten. 9/28/14; Hilton (155), Moncrief (113) at Pit. 10/26/14; Moncrief (134), Fleener (127) vs. Was. 11/30/14. **Total: 43**



# RECORDS



## 10-PLUS RECEPTION GAMES (79)

Date	Player	No-Yds	Date	Player	No-Yds	Date	Player	No-Yds
10/3/10	Wayne at Jax.	15-196	12/29/13	Hilton vs. Jax.	11-155	11/18/79	McCauley at NE	10-80
12/26/99	Harrison at Cle.	14-138	9/24/67	Richardson at Phi.	11-184	12/2/79	Washington at NYJ	10-57
11/17/02	Harrison vs. Dal.	14-138	9/28/70	Hinton vs. KC	11-190	9/15/91	Johnson at LA Raiders	10-89
11/8/09	Clark vs. Hou.	14-119	11/10/74	Mitchell vs. Den.	11-90	11/24/91	Brooks vs. GB@M	10-70
12/5/10	Wayne vs. Dal.	14-200	11/27/77	McCauley at Den.	11-112	11/7/93	Johnson at Was.	10-83
12/15/74	Mitchell vs. NYJ	13-82	10/11/81	Dickey vs. Cin.	11-88	12/1/96	Faulk vs. Buf.	10-78
9/2/79	Washington at KC	13-130	11/8/81	McMillan vs. NYJ	11-68	9/10/00	Harrison vs. Oak.	10-141
9/26/99	Harrison at SD	13-196	9/1/91	Johnson vs. NE	11-87	12/22/02	Harrison vs. NYG	10-128
10/8/00	Harrison at NE	13-159	9/15/02	Harrison vs. Mia.	11-144	9/21/03	Wayne vs. Jax.	10-141
10/7/12	Wayne vs. GB	13-212	10/21/02	James at Pit.	11-82	12/7/03	Harrison at Ten.	10-124
1/4/14	*Hilton vs. KC	13-224	11/3/02	Harrison vs. Ten.	11-99	9/19/04	Harrison at Ten.	10-98
11/10/57	Berry at Was.	12-224	11/24/02	Harrison at Den.	11-107	1/9/05	*Wayne vs. Den.	10-221
12/28/58	*Berry at NYG	12-178	10/6/03	Harrison at TB	11-176	12/18/05	Wayne vs. SD	10-91
11/28/76	Mitchell vs. NYJ	12-64	9/26/04	Wayne vs. GB	11-184	10/29/06	Wayne at Den.	10-138
11/7/93	Langhorne at Was.	12-203	1/24/10	*Garcon vs. NYJ	11-151	2/4/07	*Addai vs. Chi.	10-66
12/24/00	Harrison vs. Minn.	12-109	9/12/10	Collie at Hou.	11-163	11/11/07	Wayne at SD	10-140
12/23/01	Harrison vs. NYJ	12-127	9/12/10	Clark at Hou.	11-80	12/23/07	Wayne vs. Hou.	10-143
10/13/02	Harrison vs. Balt.	12-150	11/7/10	Tamme at Phi.	11-108	9/7/08	Wayne vs. Chi.	10-86
11/25/04	Harrison at Det.	12-127	11/7/10	Wayne at Phi.	11-83	9/13/09	Wayne vs. Jax.	10-162
12/14/08	Clark vs. Det.	12-142	9/28/58	Berry vs. Det.	10-149	10/11/09	Addai at Ten.	10-53
12/30/07	Wayne vs. Ten.	12-87	10/25/59	Berry vs. GB	10-117	11/15/09	Wayne vs. NE	10-126
11/1/09	Wayne vs. SF	12-147	11/6/60	Berry vs. GB	10-137	12/7/14	Hilton at Cle.	10-150
9/26/10	Collie at Den.	12-171	12/4/60	Berry vs. Det.	10-117	1/4/15	*Herron vs. Cin.	10-85
10/29/17	Doyle at Cin.	12-121	12/12/65	Berry vs. GB	10-125	10/9/16	Hilton vs. Chi.	10-171
11/1/59	Berry vs. Cle.	11-156	11/6/66	Berry vs. Was.	10-131	12/2/18	Ebron at Jax.	10-81
10/23/60	Berry at Det.	11-186	11/12/78	McCauley at Sea.	10-88		*Postseason Game	
12/8/62	Berry vs. Was.	11-122	11/11/79	Washington at Mia.	10-121			

**LEADERS:** Marvin Harrison, 16; Reggie Wayne, 16; Raymond Berry 11; T.Y. Hilton, 4; Dallas Clark, 3; Anthony Johnson, 3; Don McCauley, 3; Lydell Mitchell, 3; Joe Washington, 3; Joseph Addai, 2; Austin Collie, 2; Bill Brooks, 1; Curtis Dickey, 1; Jack Doyle, 1; Eric Ebron, 1; Marshall Faulk, 1; Pierre Garcon, 1; Daniel Herron, 1; Eddie Hinton, 1; Edgerrin James, 1; Reggie Langhorne, 1; Randy McMillan, 1; Willie Richardson, 1; Jacob Tamme, 1.

**TWO 10-PLUS RECEIVERS:** Langhorne (12), Johnson (10) at Was. 11/7/93; Collie (11), Clark (11) at Hou. 9/12/10; Tamme (11), Wayne (11) at Phi. 11/7/10. **Total: 3**

# RECORDS



## YEAR-BY-YEAR LEADERS

SCORING					SCORING						
		TD	PAT	FG	TP		TD	PAT	FG	TP	
1953	Bert Rechichar	3	0-0	5-12	33	2011	Adam Vinatieri	0	24-24	23-27	93
1954	Gary Kerkorian	1	11-12	5-10	32	2012	Adam Vinatieri	0	37-37	26-33	115
1955	Bert Rechichar	0	25-26	10-24	55	2013	Adam Vinatieri	0	34-34	35-40	139
1956	Lenny Moore	9	0-0	0-0	54	2014	Adam Vinatieri	0	50-50	30-31	140
1957	Lenny Moore	11	0-0	0-0	66	2015	Adam Vinatieri	0	32-35	25-27	107
1958	Lenny Moore	14	0-0	0-0	84	2016	Adam Vinatieri	0	44-44	27-31	125
1959	Raymond Berry	14	0-0	0-0	84	2017	Adam Vinatieri	0	22-24	29-34	109
1960	Lenny Moore	13	0-0	0-0	78	2018	Adam Vinatieri	0	44-47	23-27	113
1961	Steve Myhra	0	33-34	21-39	96	2019	Adam Vinatieri	0	22-28	17-25	73
1962	Dick Bielski	2	25-28	11-25	70						
1963	Jim Martin	0	32-35	24-39	104						
1964	Lenny Moore	20	0-0	0-0	120						
1965	Lou Michaels	0	48-48	17-28	101						
1966	Lou Michaels	0	35-36	21-39	98						
1967	Lou Michaels	0	46-48	20-37	106						
1968	Lou Michaels	0	48-50	18-28	102						
1969	Tom Matte	13	0-0	0-0	78						
1970	Jim O'Brien	0	36-38	19-34	93						
1971	Jim O'Brien	0	35-36	20-29	95						
1972	Jim O'Brien	2	24-24	13-31	75						
1973	George Hunt	0	22-24	16-28	70						
1974	Toni Linhart	0	22-22	12-20	58						
1975	Lydell Mitchell	15	0-0	0-0	90						
1976	Toni Linhart	0	49-51	20-27	109						
1977	Toni Linhart	0	32-35	17-26	83						
1978	Toni Linhart	0	27-31	8-17	51						
1979	Steve Mike-Mayer	0	28-29	11-20	61						
1980	Steve Mike-Mayer	0	43-46	12-23	79						
1981	Curtis Dickey	10	0-0	0-0	60						
1982	Mike Wood	0	6-6	6-10	24						
1983	Raul Allegre	0	22-24	30-35	112						
1984	Raul Allegre	0	14-14	11-18	47						
1985	Raul Allegre	0	36-39	16-26	84						
1986	Dean Biasucci	0	26-27	13-25	65						
1987	Dean Biasucci	0	24-24	24-27	96						
1988	Dean Biasucci	0	39-40	25-32	114						
1989	Dean Biasucci	0	31-32	21-27	94						
1990	Dean Biasucci	0	32-33	17-24	83						
1991	Dean Biasucci	0	14-14	15-26	59						
1992	Dean Biasucci	0	24-24	16-29	72						
1993	Dean Biasucci	0	15-16	26-31	93						
1994	Dean Biasucci	0	37-37	16-24	85						
1995	Marshall Faulk	14	0-0	0-0	84						
1996	Cary Blanchard	0	27-27	36-40	135						
1997	Cary Blanchard	0	21-21	32-41	117						
1998	Mike Vanderjagt	0	23-23	27-31	104						
1999	Mike Vanderjagt	0	43-43	34-38	145						
2000	Mike Vanderjagt	0	46-46	25-27	121						
2001	Mike Vanderjagt	0	41-42	28-34	125						
2002	Mike Vanderjagt	0	34-34	23-31	103						
2003	Mike Vanderjagt	0	46-46	37-37	157						
2004	Mike Vanderjagt	0	59-60	20-25	119						
2005	Mike Vanderjagt	0	52-52	23-25	121						
2006	Adam Vinatieri	0	38-38	25-28	113						
2007	Adam Vinatieri	0	49-51	23-29	118						
2008	Adam Vinatieri	0	43-43	20-25	103						
2009	Joseph Addai	13	0-0	0-0	78						
2010	Adam Vinatieri	0	51-51	26-28	129						



Adam Vinatieri has led the team in scoring for a franchise-record 13 seasons.

# RECORDS



## YEAR-BY-YEAR LEADERS

RUSHING						
	Yards	Attempts	Avg.	Long	TD	
1953	John Huzvar	515	119	4.3	36	4
1954	Buddy Young	311	70	4.4	57	2
1955	Alan Ameche	961	213	4.5	79	9
1956	Alan Ameche	858	178	4.8	43	8
1957	Alan Ameche	493	144	3.4	49	5
1958	Alan Ameche	791	171	4.6	22	8
1959	Alan Ameche	679	178	3.8	26	7
1960	Lenny Moore	374	91	4.1	57	4
1961	Joe Perry	675	168	4.0	27	3
1962	Lenny Moore	470	106	4.4	25	2
1963	Tom Matte	541	133	4.1	31	4
1964	Lenny Moore	584	157	3.7	32	16
1965	Jerry Hill	516	147	3.5	20	5
1966	Tony Lorick	524	143	3.7	41	3
1967	Tom Matte	636	147	4.3	30	9
1968	Tom Matte	662	183	3.6	23	9
1969	Tom Matte	909	235	3.9	26	11
1970	Norm Bulaich	426	139	3.0	15	3
1971	Norm Bulaich	741	152	4.9	67	8
1972	Don McCauley	675	178	3.8	36	2
1973	Lydell Mitchell	963	253	3.8	36	2
1974	Lydell Mitchell	757	214	3.5	31	5
1975	Lydell Mitchell	1193	289	4.1	70	11
1976	Lydell Mitchell	1200	289	4.2	43	5
1977	Lydell Mitchell	1159	301	3.9	64	3
1978	Joe Washington	956	240	4.0	29	0
1979	Joe Washington	884	242	3.6	26	4
1980	Curtis Dickey	800	176	4.5	51t	11
1981	Curtis Dickey	779	164	4.8	67t	7
1982	Randy McMillan	305	101	3.0	13	1
1983	Curtis Dickey	1122	254	4.4	56	4
1984	Randy McMillan	705	163	4.3	31	5
1985	Randy McMillan	858	190	4.5	38	7
1986	Randy McMillan	609	189	3.2	28	3
1987	Eric Dickerson	1011	223	4.5	53	5
1988	Eric Dickerson	1659	388	4.3	41t	14
1989	Eric Dickerson	1311	314	4.2	21t	7
1990	Eric Dickerson	677	166	4.1	43	4
1991	Eric Dickerson	536	167	3.2	28	2
1992	Anthony Johnson	592	178	3.3	19	0
1993	Roosevelt Potts	711	179	4.0	34	0
1994	Marshall Faulk	1282	314	4.1	52	11
1995	Marshall Faulk	1078	289	3.7	40	11
1996	Marshall Faulk	587	198	3.0	43	7
1997	Marshall Faulk	1054	264	4.0	45	7
1998	Marshall Faulk	1319	324	4.1	68t	6
1999	Edgerrin James	1553	369	4.2	72	13
2000	Edgerrin James	1709	387	4.4	30	13
2001	Dominic Rhodes	1104	233	4.7	77t	9
2002	Edgerrin James	989	277	3.6	20	2
2003	Edgerrin James	1259	310	4.1	43	11
2004	Edgerrin James	1548	334	4.6	40	9
2005	Edgerrin James	1506	360	4.2	33	13
2006	Joseph Addai	1081	226	4.8	41	7
2007	Joseph Addai	1072	261	4.1	23	12
2008	Joseph Addai	544	155	3.5	23	5
2009	Joseph Addai	828	219	3.8	21t	10
2010	Donald Brown	497	129	3.9	49	2

RUSHING						
	Yards	Attempts	Avg.	Long	TD	
2011	Donald Brown	645	134	4.8	80t	5
2012	Vick Ballard	814	211	3.9	26	2
2013	Donald Brown	537	102	5.3	51t	6
2014	Trent Richardson	579	159	3.3	27	3
2015	Frank Gore	967	260	3.7	37t	6
2016	Frank Gore	1025	263	3.9	22	4
2017	Frank Gore	961	261	3.7	21	3
2018	Marlon Mack	908	195	4.7	49	9
2019	Marlon Mack	1091	247	4.4	63t	8




Edgerrin James led the Colts in rushing for a team-record six seasons.

# RECORDS



## YEAR-BY-YEAR LEADERS

PASSING							PASSING								
	Attempts	Comp.	Pct.	Yards	TD	Int		Attempts	Comp.	Pct.	Yards	TD	Int		
1953	Fred Enke	169	71	42.0	1054	8	15	2000	Peyton Manning	571	357	62.5	4413	33	15
1954	Gary Kerkerian	217	117	53.9	1515	9	12	2001	Peyton Manning	547	343	62.7	4131	26	23
1955	George Shaw	237	119	50.2	1586	10	19	2002	Peyton Manning	591	392	66.3	4200	27	19
1956	John Unitas	198	110	55.6	1498	9	10	2003	Peyton Manning	566	379	67.0	4267	29	10
1957	John Unitas	301	172	57.1	2550	24	17	2004	Peyton Manning	497	336	67.6	4557	49	10
1958	John Unitas	263	136	51.7	2007	19	7	2005	Peyton Manning	453	305	67.3	3747	28	10
1959	John Unitas	367	193	52.6	2899	32	14	2006	Peyton Manning	557	362	65.0	4397	31	9
1960	John Unitas	378	190	50.3	3099	25	24	2007	Peyton Manning	515	337	65.4	4040	31	14
1961	John Unitas	420	229	54.5	2990	16	24	2008	Peyton Manning	555	371	66.8	4002	27	12
1962	John Unitas	389	222	57.1	2967	23	23	2009	Peyton Manning	571	393	66.8	4500	33	16
1963	John Unitas	410	237	57.8	3481	20	12	2010	Peyton Manning	679	450	66.3	4700	33	17
1964	John Unitas	305	158	51.8	2824	19	6	2011	Curtis Painter	243	132	54.3	1541	6	9
1965	John Unitas	282	164	58.2	2530	23	12	2012	Andrew Luck	627	339	54.1	4374	23	18
1966	John Unitas	348	195	56.0	2748	22	24	2013	Andrew Luck	570	343	60.2	3822	23	9
1967	John Unitas	436	255	58.5	3428	20	16	2014	Andrew Luck	616	380	61.7	4761	40	16
1968	Earl Morrall	317	182	57.4	2909	26	17	2015	Andrew Luck	293	162	55.3	1881	15	12
1969	John Unitas	327	178	54.4	2342	12	20	2016	Andrew Luck	545	346	63.5	4240	31	13
1970	John Unitas	321	166	51.7	2213	14	18	2017	Jacoby Brissett	469	276	58.8	3098	13	7
1971	John Unitas	176	92	52.3	942	3	9	2018	Andrew Luck	639	430	67.3	4593	39	15
1972	Marty Domres	222	115	51.8	1392	11	6	2019	Jacoby Brissett	447	272	60.9	2942	18	6
1973	Marty Domres	191	93	48.7	1153	9	13								
1974	Bert Jones	270	143	53.0	1610	8	12								
1975	Bert Jones	344	203	59.0	2483	18	8								
1976	Bert Jones	343	207	60.4	3104	24	9								
1977	Bert Jones	393	224	57.0	2686	17	11								
1978	Bill Troup	296	154	52.0	1882	10	21								
1979	Greg Landry	457	270	59.1	2932	15	15								
1980	Bert Jones	446	248	55.6	3134	23	21								
1981	Bert Jones	426	244	57.3	3094	21	20								
1982	Mike Pagel	221	111	50.2	1281	5	7								
1983	Mike Pagel	328	163	49.7	2353	12	17								
1984	Mike Pagel	212	114	53.8	1426	8	8								
1985	Mike Pagel	394	199	50.5	2414	14	15								
1986	Jack Trudeau	417	204	48.9	2225	8	18								
1987	Jack Trudeau	229	128	55.9	1587	6	6								
1988	Chris Chandler	233	129	55.4	1619	8	12								
1989	Jack Trudeau	362	190	52.5	2317	15	13								
1990	Jeff George	334	181	54.2	2152	16	13								
1991	Jeff George	485	292	60.2	2910	10	12								
1992	Jeff George	306	167	54.6	1963	7	15								
1993	Jeff George	407	234	57.5	2526	8	6								
1994	Jim Harbaugh	202	125	61.9	1440	9	6								
1995	Jim Harbaugh	314	200	63.7	2575	17	5								
1996	Jim Harbaugh	405	232	57.3	2630	13	11								
1997	Jim Harbaugh	309	189	61.2	2060	10	4								
1998	Peyton Manning	575	326	56.7	3739	26	28								
1999	Peyton Manning	533	331	62.1	4135	26	15								



*John Unitas led the Colts in passing for a franchise-record 15 seasons.*

# RECORDS



## YEAR-BY-YEAR LEADERS

RECEPTIONS	No.	Yards	Avg.	Long	TD	
1953	Dan Edwards	35	312	8.9	32	3
1954	Dan Edwards	40	531	13.3	42	1
1955	Jim Mutscheller	33	518	15.7	48	7
1956	Jim Mutscheller	44	715	16.3	53	6
1957	Raymond Berry	47	800	17.0	67	6
1958	Raymond Berry	56	794	14.2	54	9
1959	Raymond Berry	66	959	14.5	55	14
1960	Raymond Berry	74	1298	17.5	70	10
1961	Raymond Berry	75	837	11.6	44	0
1962	Jimmy Orr	55	974	17.7	80	11
1963	Tom Matte	48	466	9.7	49	1
1964	Raymond Berry	43	663	15.4	46	6
1965	Raymond Berry	58	739	12.7	40	7
1966	Raymond Berry	56	786	14.0	40	7
1967	Willie Richardson	63	860	13.7	31	8
1968	John Mackey	45	644	14.3	45	5
1969	Willie Richardson	43	646	15.0	39	3
1970	Eddie Hinton	47	733	15.3	40	5
1971	Tom Mitchell	33	402	12.2	35	0
1972	Tom Mitchell	40	494	12.3	34	4
1973	Glenn Doughty	25	587	23.5	66	4
1974	Lydell Mitchell	72	544	7.6	24	2
1975	Lydell Mitchell	60	544	9.1	35	4
1976	Lydell Mitchell	60	555	9.3	40	3
1977	Lydell Mitchell	71	620	8.7	38	4
1978	Joe Washington	45	377	8.4	33	1
1979	Joe Washington	82	750	9.1	43t	3
1980	Roger Carr	61	924	15.1	43	5
1981	Randy McMillan	50	466	9.3	31	1
1982	Matt Bouza	22	287	13.0	34	2
1983	Bernard Henry	30	416	13.9	40t	4
1984	Ray Butler	43	664	15.4	74t	6
1985	Pat Beach	36	376	10.4	30	6
1986	Matt Bouza	71	830	11.7	33	5
1987	Bill Brooks	51	722	14.2	52t	3
1988	Bill Brooks	54	867	16.1	53t	3
1989	Bill Brooks	63	919	14.6	55t	4
1990	Albert Bentley	71	664	9.4	73	2
1991	Bill Brooks	72	888	12.3	46	4
1992	Reggie Langhorne	65	811	12.5	34	1
1993	Reggie Langhorne	85	1038	12.2	72t	3
1994	Floyd Turner	52	593	11.4	28	6
1995	Marshall Faulk	56	475	8.5	34	3
1996	Marvin Harrison	64	836	13.1	41	8
1997	Marvin Harrison	73	866	11.9	44	6
1998	Marshall Faulk	86	908	10.6	78t	4
1999	Marvin Harrison	115	1663	14.5	57t	13

RECEPTIONS	No.	Yards	Avg.	Long	TD	
2000	Marvin Harrison	102	1413	13.9	78t	14
2001	Marvin Harrison	109	1524	14.0	68	15
2002	Marvin Harrison	143	1722	12.0	69	11
2003	Marvin Harrison	94	1272	13.5	79t	10
2004	Marvin Harrison	86	1113	12.9	59	15
2005	Reggie Wayne	83	1055	12.7	66t	5
2006	Marvin Harrison	95	1366	14.4	68t	12
2007	Reggie Wayne	104	1510	14.5	64	10
2008	Reggie Wayne	82	1145	14.0	65t	6
2009	Reggie Wayne	100	1264	12.6	65t	10
	Dallas Clark	100	1106	11.1	80t	10
2010	Reggie Wayne	111	1355	12.2	50	6
2011	Reggie Wayne	75	960	12.8	56t	4
2012	Reggie Wayne	106	1355	12.8	33	5
2013	T.Y. Hilton	82	1083	13.2	73t	5
2014	T.Y. Hilton	82	1345	16.4	73t	7
2015	T.Y. Hilton	69	1124	16.3	87t	5
2016	T.Y. Hilton	91	1448	15.9	63t	6
2017	Jack Doyle	80	690	8.6	26	4
2018	T.Y. Hilton	76	1270	16.7	68t	6
2019	T.Y. Hilton	45	501	11.1	35	5



Marvin Harrison led the team in receptions for a franchise-record nine seasons.

# RECORDS



## YEAR-BY-YEAR LEADERS

KICKOFF RETURNS	No.	Yards	Avg.	Long	TD	
1953	Larry Coutre	12	318	26.5	78	0
1954	Buddy Young	13	308	23.7	30	0
1955	Bob White	14	400	28.6	54	0
1956	Billy Vessels	16	379	23.7	42	0
1957	Jack Call	14	329	23.5	45	0
1958	Lenny Lyles	11	398	36.2	103t	2
1959	Johnny Sample	17	457	26.9	80	0
1960	Johnny Sample	18	519	28.8	94	1
1961	Lenny Lyles	28	672	24.0	64	0
1962	Bake Turner	20	504	25.2	37	0
1963	Tom Matte	16	331	20.7	34	0
1964	Tony Lorick	13	385	29.6	71	0
1965	Alvin Haymond	20	614	30.7	53	0
1966	Lenny Moore	18	453	25.2	54	0
1967	Lenny Moore	16	392	24.4	37	0
1968	Preston Pearson	15	527	30.4	102t	2
1969	Jim Duncan	19	560	29.5	92	1
1970	Jim Duncan	20	707	35.4	99	1
1971	Charlie Pittman	14	330	23.6	37	0
1972	Bruce Laird	29	843	29.1	73	0
1973	Cotton Speyrer	17	496	29.1	101t	1
1974	Bruce Laird	19	499	26.3	55	0
1975	Bruce Laird	31	799	25.8	65	0
1976	Howard Stevens	30	710	23.7	83	0
1977	Bruce Laird	24	541	22.5	35	0
1978	Marshall Johnson	41	927	22.6	57t	0
1979	Nesby Glasgow	50	1126	22.5	58t	0
1980	Nesby Glasgow	33	743	22.5	44t	0
1981	Zachary Dixon	36	737	20.5	46t	0
1982	Larry Anderson	27	517	19.1	33t	0
1983	Kendall Williams	20	490	24.5	90t	0
1984	Phil Smith	32	651	20.3	96t	1
1985	Albert Bentley	27	674	25.0	48t	0
1986	Albert Bentley	32	687	21.5	37t	0
1987	Albert Bentley	22	500	22.7	45t	0
1988	Albert Bentley	39	775	19.9	40t	0
1989	Clarence Verdin	19	371	19.5	29t	0
1990	Stacey Simmons	19	348	18.3	34t	0
1991	Clarence Verdin	36	689	19.1	88t	1
1992	Clarence Verdin	39	815	20.9	42t	0
1993	Clarence Verdin	50	1050	21.0	38t	0
1994	Ronald Humphrey	35	783	22.4	95t	1
1995	Aaron Bailey	21	495	23.6	95t	1
1996	Aaron Bailey	43	1041	24.2	95t	1
1997	Aaron Bailey	55	1206	21.9	61t	0
1998	Aaron Bailey	34	759	22.3	44t	0
1999	Terrence Wilkins	51	1134	22.2	97t	1
2000	Jerome Pathon	26	583	22.4	48	0
2001	Terrence Wilkins	44	1007	22.9	50	0
2002	Troy Walters	53	1150	21.7	44	0
2003	Brad Pyatt	19	544	28.6	90	0
2004	Dominic Rhodes	48	1188	24.8	88t	1
2005	Dominic Rhodes	41	855	20.9	39	0
2006	Terrence Wilkins	52	1272	24.5	70	0
2007	T.J. Rushing	31	714	23.0	47	0
2008	Pierre Garcon	22	475	21.6	39	0
2009	Chad Simpson	38	898	23.6	93t	1
2010	Justin Tryon	14	299	21.4	39	0

KICKOFF RETURNS	No.	Yards	Avg.	Long	TD	
2011	Joe Lefeged	31	578	18.6	51	0
2012	Cassius Vaughn	10	209	20.9	40	0
2013	David Reed	24	590	24.6	39	0
2014	Josh Cribbs	19	608	32.0	76	0
2015	Quan Bray	21	570	27.1	60	0
2016	Jordan Todman	16	478	29.9	99t	1
2017	Quan Bray	18	430	23.9	60	0
2018	Zach Pascal	14	297	21.2	29	0
2019	Zach Pascal	10	263	26.3	47	0



Terrence Wilkins holds the franchise single-season record for kickoff return yards with 1,272 in 2006.

# RECORDS



## YEAR-BY-YEAR LEADERS

PUNT RETURNS		No.	Yards	Avg.	Long	TD	FC
1953	George Talianferro	10	31	3.1	7	0	
1954	Buddy Young	14	60	4.3	16	0	
1955	Bert Rechichar	30	121	4.0	24	0	
1956	Carl Taseff	27	233	8.6	90	1	
1957	Bert Rechichar	22	71	3.2	22	0	
1958	Carl Taseff	29	196	6.8	33	0	
1959	Carl Taseff	15	104	6.9	25	0	
1960	Johnny Sample	14	101	7.2	26	0	
1961	Bob Boyd	18	173	9.6	46	0	
1962	Bake Turner	9	94	10.4	43	0	
1963	Jerry Logan	28	279	10.0	38	0	0
1964	Wendell Harris	17	214	12.6	39	0	5
1965	Alvin Haymond	41	403	9.8	55	0	9
1966	Alvin Haymond	40	347	8.7	64	0	8
1967	Alvin Haymond	26	155	6.0	31	0	4
1968	Rick Volk	25	198	7.9	24	0	7
1969	Rick Volk	10	58	5.8	14	0	6
1970	Ron Gardin	28	330	11.8	80	1	20
1971	Rick Volk	22	118	5.4	18	0	20
1972	Bruce Laird	34	303	8.9	42	0	11
1973	Bruce Laird	15	72	4.8	13	0	6
1974	Tim Berra	16	114	7.1	14	0	2
1975	Howard Stevens	36	396	11.0	53	0	8
1976	Howard Stevens	39	31	7.9	44	0	9
1977	Howard Stevens	34	301	8.9	24	0	6
1978	Marshall Johnson	25	143	5.7	17	0	10
1979	Nesby Glasgow	44	352	8.0	75t	1	11
1980	Nesby Glasgow	23	187	8.1	20	0	15
1981	David Shula	10	50	5.0	11	0	7
1982	Larry Anderson	8	54	6.8	28t	0	4
1983	Larry Anderson	20	138	6.9	20t	0	4
1984	Larry Anderson	27	182	6.7	19t	0	7
1985	Robbie Martin	40	443	11.1	70t	1	7
1986	Bill Brooks	18	141	7.8	18t	0	7
1987	Bill Brooks	22	136	6.2	17t	0	9
1988	Clarence Verdin	22	239	10.9	73t	1	7
1989	Clarence Verdin	23	296	12.9	49t	1	5
1990	Clarence Verdin	28	352	12.6	36t	0	3
1991	Clarence Verdin	25	163	6.6	22t	0	10
1992	Clarence Verdin	24	268	11.2	84t	2	12
1993	Clarence Verdin	30	173	5.8	24t	0	17
1994	Dewell Brewer	42	339	8.1	75t	1	8
1995	Ray Buchanan	16	113	7.1	17t	0	4
1996	Marvin Harrison	18	177	9.8	31t	0	9
1997	Brian Stablein	17	133	7.8	20t	0	9
1998	Aaron Bailey	19	176	9.3	33t	0	4
1999	Terrence Wilkins	41	388	9.5	39t	1	17
2000	Terrence Wilkins	29	240	8.3	36	0	13
2001	Terrence Wilkins	21	219	10.4	78	1	4
2002	Troy Walters	35	270	7.7	34	0	15
2003	Brad Pyatt	12	110	9.5	21	0	8
2004	Jason David	8	50	6.3	13	0	4
2005	Troy Walters	21	172	8.2	29	0	25
2006	Terrence Wilkins	21	193	9.2	82t	1	13
2007	T.J. Rushing	19	249	13.1	90t	1	14
2008	Keiwan Ratliff	16	89	5.6	19	0	12
2009	T.J. Rushing	21	119	5.7	22	0	22
2010	Blair White	10	80	8.0	18	0	14

PUNT RETURNS		No.	Yards	Avg.	Long	TD	FC
2011	Pierre Garcon	16	44	2.8	20	0	8
2012	T.Y. Hilton	26	300	11.5	75t	1	18
2013	T.Y. Hilton	17	159	9.4	34	0	12
2014	Griff Whalen	26	187	7.2	22	0	17
2015	Quan Bray	21	166	7.9	33	0	7
2016	Chester Rogers	13	119	9.2	30	0	12
2017	Quan Bray	17	90	5.3	20	0	8
2018	Chester Rogers	23	215	9.3	51	0	28
2019	Chester Rogers	14	137	9.8	21	0	17



Clarence Verdin holds six seasons leading the team in punt returns, which is a franchise record.

# RECORDS



## YEAR-BY-YEAR LEADERS

INTERCEPTIONS		No.	Yards	Avg.	Long	TD
1953	Tom Keane	11	118	10.7	35	0
1954	Don Shula	5	84	16.8	25	0
	Tom Keane	5	22	4.4	7	0
1955	Bert Rechichar	6	109	18.2	40	0
1956	Bert Rechichar	4	63	15.8	42	0
1957	Milt Davis	10	219	21.9	75	2
1958	Andy Nelson	8	199	24.9	69	1
	Ray Brown	8	149	18.6	30	0
1959	Milt Davis	7	119	17.0	57	1
	Don Shinnick	7	70	10.0	23	0
1960	Bob Boyd	7	132	18.9	74	0
1961	Gary Glick	4	18	4.5	10	0
1962	Bob Boyd	7	163	23.3	38	0
1963	Jim Welch	4	49	12.3	15	0
1964	Bob Boyd	9	185	20.6	47	0
1965	Bob Boyd	9	78	8.7	24	1
1966	Bob Boyd	6	114	19.0	37t	1
1967	Bob Boyd	6	145	24.2	41t	1
	Rick Volk	6	145	24.2	94t	1
1968	Bob Boyd	8	160	20.0	49t	1
1969	Rick Volk	4	36	9.0	23t	0
1970	Jerry Logan	6	92	15.3	33t	2
1971	Charlie Stukes	8	95	11.9	40t	0
1972	Charlie Stukes	5	23	4.6	11t	0
1973	Stan White	4	40	10.0	22t	1
1974	Mike Curtis	3	24	8.0	11t	0
1975	Stan White	8*	135	16.9	32t	1
1976	Jackie Wallace	5	105	21.0	41t	0
1977	Lyle Blackwood	10	163	16.3	37t	0
1978	Norm Thompson	6	52	8.7	31t	0
1979	Sanders Shiver	4	85	21.2	52t	0
	Lyle Blackwood	4	63	15.8	27t	0
	Larry Braziel	4	49	12.2	31t	1
1980	Bruce Laird	5	71	14.2	18t	0
1981	Bruce Laird	3	59	19.7	24t	0
	Larry Braziel	3	35	11.7	27t	0
1982	Kim Anderson	2	25	12.5	25t	0
1983	Derrick Hatchett	4	36	9.0	25t	0
1984	Eugene Daniel	6	25	4.2	18t	0
1985	Eugene Daniel	8	53	6.6	29t	0
1986	Leonard Coleman	4	36	9.0	31t	0
1987	Mike Prior	6	57	9.5	38t	0
1988	Willie Tullis	4	36	9.0	20t	0
1989	Keith Taylor	7	225	32.1	80t	1
1990	Mike Prior	3	66	22.0	36t	0
1991	John Baylor	4	50	12.5	32t	0
1992	Mike Prior	6	44	7.3	19t	0
1993	Ray Buchanan	4	45	11.3	28t	0
1994	Ray Buchanan	8	221	27.6	90t	3
1995	Eugene Daniel	3	142	47.3	97t	1
	Ashley Ambrose	3	12	4.0	7t	0
1996	Jason Belser	4	81	20.3	44t	2
1997	Jason Belser	2	121	60.5	50t	1
1998	(Seven players tied at 1)					
1999	Tyrone Poole	3	85	28.3	38	0
2000	Jeff Burris	4	38	9.5	27t	1
2001	Jeff Burris	3	69	23.0	30	1
	David Macklin	3	15	5.0	11	0

INTERCEPTIONS		No.	Yards	Avg.	Long	TD
2002	Mike Peterson	3	96	32.0	53	0
2003	Nick Harper	4	121	30.3	75t	1
2004	Jason David	4	36	9.0	34t	1
2005	Cato June	5	115	23.0	36	2
2006	Nick Harper	3	18	6.0	19	0
	Cato June	3	14	4.7	8	0
2007	Gary Brackett	4	128	32.0	49	0
	Antoine Bethea	4	47	11.8	30	0
2008	Melvin Bullitt	4	7	1.8	3	0
2009	Antoine Bethea	4	19	4.8	19	0
2010	Kelvin Hayden	2	56	28.0	31t	2
	Jerraud Powers	2	11	5.5	11	0
	Aaron Francisco	2	10	5.0	11	0
2011	Joe Lefeged	2	25	12.5	25	0
	Jerraud Powers	2	19	9.5	13	1
2012	Darius Butler	4	101	25.3	51	2
2013	Darius Butler	4	79	19.8	41t	1
2014	Mike Adams	5	24	4.8	10	0
2015	Mike Adams	5	63	12.6	38	1
2016	Darius Butler	3	19	6.3	19	0
2017	Malik Hooker	3	73	24.3	32	0
	Rashaan Melvin	3	28	9.3	21	0
2018	Kenny Moore II	3	52	17.3	32	0
2019	Darius Leonard	5	92	18.4	80t	1

\*Tied for NFL Record (Linebackers)



Bob Boyd led the Colts in interceptions for a franchise-record seven seasons.



# RECORDS



## YEAR-BY-YEAR LEADERS

<b>SACKS (*SINCE 1982)</b>		<b>No.</b>
1982	Leo Wisniewski	2.5
1983	Vernon Maxwell	11.0
1984	Johnie Cooks	11.5
1985	Duane Bickett	6.0
1986	Duane Bickett	5.0
	Jon Hand	5.0
1987	Duane Bickett	8.0
1988	Jon Hand	5.0
1989	Jon Hand	10.0
1990	Sam Clancy	7.5
1991	(Three players tied)	5.0
1992	Chip Banks	9.0
1993	Jon Hand	5.5
1994	Tony Bennett	9.0
1995	Tony Bennett	10.5
1996	Richard Dent	6.5
1997	Dan Footman	10.5
1998	Ellis Johnson	8.0
1999	Chad Bratzke	12.0
2000	Chad Bratzke	7.5
2001	Chad Bratzke	8.5
2002	Dwight Freeney	13.0
2003	Dwight Freeney	11.0
2004	Dwight Freeney	16.0#
2005	Robert Mathis	11.5
2006	Robert Mathis	9.5
2007	Robert Mathis	7.0
2008	Robert Mathis	11.5
2009	Dwight Freeney	13.5
2010	Robert Mathis	11.0
2011	Robert Mathis	9.5
2012	Robert Mathis	8.0
2013	Robert Mathis	19.5#
2014	Jonathan Newsome	6.5
2015	Robert Mathis	7.0
	Kendall Langford	7.0
2016	Erik Walden	11.0
2017	Jabaal Sheard	5.5
2018	Denico Autry	9.0
2019	Justin Houston	11.0

#Led NFL



Robert Mathis set a franchise record and led the NFL with 19.5 sacks in 2013. He led the team in sacks for nine years.

# RECORDS



## YEAR-BY-YEAR LEADERS

PUNTING		No.	Yards	Avg.	Long	Blk
1953	George Taliaferro	65	2437	37.5	61	0
1954	Cotton Davidson	72	2678	37.2	55	1
1955	Monte Brethauer	55	2161	39.3	56	0
1956	Bert Rechichar	33	1277	38.7	56	0
1957	Cotton Davidson	47	1663	35.4	56	0
1958	Ray Brown	41	1635	39.9	60	0
1959	Dave Sherer	51	2132	41.8	60	0
1960	Ray Brown	52	2001	38.5	55	0
1961	Tom Gilburg	42	1804	43.0	61	0
1962	Tom Gilburg	57	2384	41.8	62	0
1963	Tom Gilburg	52	2173	41.8	64	0
1964	Joe Don Looney	32	1358	42.4	64	0
1965	Tom Gilburg	54	2139	39.6	66	0
1966	David Lee	49	2233	45.6	64	1
1967	David Lee	49	2079	42.4	68	0
1968	David Lee	49	1833	39.4	59	1
1969	David Lee	57	2580	45.3	66	0
1970	David Lee	63	2820	44.7	62	1
1971	David Lee	62	2542	41.0	76	0
1972	David Lee	57	2400	42.1	60	1
1973	David Lee	62	2398	38.7	60	2
1974	David Lee	71	2634	37.1	58	1
1975	David Lee	86	3402	39.6	62	1
1976	David Lee	59	2342	39.7	56	0
1977	David Lee	82	3142	38.3	59	2
1978	David Lee	92	3513	38.2	67	2
1979	Bucky Dilts	99	3657	36.9	53	2
1980	Mike Bragg	82	3203	39.1	59	2
1981	Mike Garrett	78	3071	39.4	57	0
1982	Rohn Stark	46	2044	44.4	60	0
1983	Rohn Stark	91	4124	45.3*	68	0
1984	Rohn Stark	98	4383	44.7	72	0
1985	Rohn Stark	78	3584	45.9*	68	2
1986	Rohn Stark	76	3432	45.2*	63	0
1987	Rohn Stark	61	2440	40.0	63	2
1988	Rohn Stark	64	2784	43.5	65	0
1989	Rohn Stark	79	3392	42.9	64	1
1990	Rohn Stark	71	3084	43.4	61	1
1991	Rohn Stark	82	3492	42.6	65	0
1992	Rohn Stark	83	3716	44.8	64	0
1993	Rohn Stark	83	3595	43.3	65	0
1994	Rohn Stark	73	3092	42.4	60	1
1995	Chris Gardocki	63	2681	42.6	69	0
1996	Chris Gardocki	68	3105	45.7	61	0
1997	Chris Gardocki	67	3034	45.3	72	0
1998	Chris Gardocki	79	3583	45.4	62	0
1999	Hunter Smith	58	2467	42.5	61	2
2000	Hunter Smith	65	2906	44.7	65	0
2001	Hunter Smith	68	3023	44.5	65	0
2002	Hunter Smith	66	2672	40.5	69	1
2003	Hunter Smith	62	2617	42.2	55	1
2004	Hunter Smith	54	2443	45.2	62	0
2005	Hunter Smith	52	2301	44.3	58	0
2006	Hunter Smith	47	2085	44.4	61	1
2007	Hunter Smith	52	2181	41.9	63	0
2008	Hunter Smith	53	2345	44.2	64	0
2009	Pat McAfee	64	2837	44.3	60	0
2010	Pat McAfee	65	2731	42.0	66	0

PUNTING		No.	Yards	Avg.	Long	Blk
2011	Pat McAfee	88	4098	46.6	64	1
2012	Pat McAfee	73	3520	48.2	64	1
2013	Pat McAfee	76	3499	46.0	65	1
2014	Pat McAfee	69	3221	46.7	61	0
2015	Pat McAfee	85	4052	47.7	63	0
2016	Pat McAfee	55	2711	49.3*	74	1
2017	Rigoberto Sanchez	84	3764	44.8	61	1
2018	Rigoberto Sanchez	57	2629	46.1	63	0
2019	Rigoberto Sanchez	59	2619	44.4	60	0

\*Led NFL



Rohn Stark led the team in punting for a franchise-record 13 seasons and led the NFL in average in three separate years.

# RECORDS



## COLTS YEAR-BY-YEAR OFFENSIVE RANKINGS Total NFL-AFC Rank (since 1970), tied rank underlined>

Year	Scoring	Net Offense	Rushing Avg.	Net Passing	Sacks	Ints.	Penalties	KOR Avg.	PR Avg.
2019	361 <u>16-6</u>	327.4 25-11	133.1 7-3	194.3 30-15	32 <u>9-5</u>	10 <u>12-7</u>	79 1-1	22.8 13-7	17.4 1-1
2018	433 5-3	386.2 7-4	107.4 20-12	278.8 6-3	18 1-1	15 <u>22-11</u>	120 29-13	19.8 29-15	9.0 13-10
2017	263 30-15	284.6 31-15	103.8 22-12	180.8 30-15	56 32-16	9 <u>6-3</u>	92 5-3	21.1 18-9	6.0 28-13
2016	411 8-3	364.4 10-4	101.8 23-13	262.6 <u>5-3</u>	44 28-14	15 <u>18-9</u>	102 11-6	25.1 4-2	8.3 18-8
2015	333 24-11	321.4 28-15	89.9 29-14	231.5 22-13	37 <u>17-7</u>	19 28-13	108 18-8	24.3 13-3	6.9 27-14
2014	458 6-3	406.6 3-2	100.8 22-12	305.9 1-1	29 8-7	16 <u>19-10</u>	105 <u>14-7</u>	28.0 3-3	6.9 26-12
2013	391 <u>14-6</u>	341.8 15-6	108.9 <u>20-10</u>	232.8 17-8	32 6-4	10 <u>5-2</u>	66 1-1	23.5 14-9	9.9 14-6
2012	357 18-6	362.4 10-4	104.4 22-11	258.0 7-3	41 <u>23-12</u>	18 <u>26-13</u>	94 8-5	22.3 21-12	11.1 7-6
2011	243 <u>28-13</u>	286.8 30-15	99.6 26-14	187.2 27-14	35 <u>15-10</u>	14 <u>12-7</u>	76 1-1	18.6 32-16	3.4 32-16
2010	435 2-2	380.8 4-3	92.7 29-16	288.1 1-1	16 1-1	17 18-11	79 5-3	19.6 29-15	6.9 24-14
2009	416 7-3	363.1 9-4	80.9 32-16	282.2 2-2	13 1-1	19 <u>23-13</u>	74 2-2	22.2 18-11	5.2 28-15
2008	377 13-5	335.5 15-6	79.6 31-16	255.9 5-3	14 4-3	12 <u>9-6</u>	86 <u>14-9</u>	20.8 28-13	6.0 32-16
2007	450 3-2	358.7 5-2	106.6 18-11	252.1 6-2	23 7-5	14 <u>6-3</u>	67 3-2	21.8 22-11	11.2 6-3
2006	427 2-2	379.4 3-3	110.1 18-8	269.3 2-1	15 1-1	9 2-1	86 7-6	23.6 7-6	9.0 13-8
2005	439 2-1	362.4 3-2	106.4 16-9	256.0 3-2	20 1-1	11 5-4	94 2-1	19.9 <u>28-16</u>	7.6 <u>19-11</u>
2004	522 1-1	404.7 2-2	115.8 15-11	288.9 1-1	14 1-1	10 2-2	106 <u>9-7</u>	23.4 8-5	7.1 24-13
2003	447 2-2	367.1 3-2	105.9 19-9	261.2 1-1	19 2-1	10 3-2	92 6-3	23.6 5-4	7.7 <u>19-13</u>
2002	349 17-10	351.0 9-5	97.6 26-15	253.4 4-2	23 4-2	19 22-12	91 7-5	20.5 24-11	7.6 <u>26-13</u>
2001	413 2-1	372.2 2-1	122.9 7-3	249.3 2-1	30 10-6	23 <u>26-14</u>	76 6-4	21.8 14-5	10.0 14-7
2000	429 4-3	383.8 3-2	116.2 16-10	267.6 2-1	20 1-1	15 <u>9-6</u>	89 5-2	19.9 28-14	9.3 18-10
1999	423 3-1	357.9 4-1	103.8 19-11	254.1 4-1	14 1-1	17 15-9	81 3-1	20.9 15-7	9.5 15-8
1998	310 19-10	319.8 12-7	92.9 26-14	226.9 6-3	22 2-1	28 29-14	106 <u>9-4</u>	20.2 25-12	10.0 15-9
1997	313 20-13	304.3 19-12	107.9 17-8	196.4 19-10	62 28-15	17 <u>20-11</u>	106 18-8	21.2 23-9	8.0 21-10
1996	317 <u>16-11</u>	296.5 25-14	90.5 28-14	206.0 16-9	43 23-11	11 1-1	76 1-1	23.0 10-4	10.9 10-4
1995	331 16-10	307.4 22-12	115.9 11-8	191.5 23-12	49 27-14	11 4-2	97 1-3	21.1 <u>16-10</u>	6.6 29-14
1994	307 18-9	275.8 27-14	128.8 4-3	147.1 28-14	28 <u>10-5</u>	14 <u>5-4</u>	82 3-2	20.9 <u>17-7</u>	8.1 <u>19-10</u>
1993	189 27-13	294.1 22-12	80.5 28-14	213.6 8-5	29 4-3	15 12-8	94 <u>14-5</u>	19.7 <u>11-4</u>	5.8 27-14
1992	216 27-13	273.0 24-10	68.9 28-14	204.1 8-5	44 16-8	26 27-13	122 <u>27-14</u>	19.6 <u>11-4</u>	11.0 5-3
1991	143 28-14	234.3 28-14	73.1 28-14	161.2 27-14	57 27-13	16 <u>11-6</u>	85 5-2	19.3 11-6	6.3 28-14
1990	281 21-12	259.7 27-14	80.1 27-13	179.6 16-8	51 25-13	21 <u>20-12</u>	79 4-2	18.3 <u>18-9</u>	11.2 1-1
1989	298 20-9	300.8 23-12	115.8 17-8	185.0 24-12	28 4-3	17 <u>9-5</u>	89 9-6	19.4 13-5	12.4 2-1
1988	354 9-4	304.4 21-10	140.6 4-2	163.8 24-12	34 <u>13-9</u>	22 <u>21-11</u>	89 9-5	19.9 <u>15-10</u>	9.8 5-3
1987	300 18-9	333.0 13-7	142.9 6-4	190.1 19-10	24 2-2	16 6-3	90 7-4	20.3 <u>8-3</u>	5.5 14-14
1986	229 27-14	293.8 22-13	93.2 26-12	200.6 16-11	53 22-13	24 <u>20-11</u>	99 <u>13-5</u>	19.5 <u>17-9</u>	7.1 23-14
1985	320 17-10	312.9 19-10	152.4 5-1	160.4 26-14	35 3-3	20 <u>8-4</u>	87 6-4	20.9 14-7	10.7 5-3
1984	239 28-14	258.3 28-14	126.6 12-6	131.7 28-14	58 22-12	22 <u>15-7</u>	95 10-5	19.3 17-7	7.3 <u>19-12</u>
1983	264 26-14	313.6 21-10	168.4 2-1	145.2 28-14	47 <u>17-9</u>	22 <u>12-6</u>	120 26-12	19.3 15-9	6.7 25-12
1982	113 28-14	275.9 27-13	116.0 14-8	159.9 24-12	20 <u>9-6</u>	10 8-5	52 <u>10-3</u>	17.9 26-14	5.6 25-12
1981	259 26-14	306.8 21-13	115.6 23-12	191.1 17-10	37 <u>14-7</u>	23 <u>16-10</u>	106 <u>14-8</u>	19.7 17-10	4.7 28-14
1980	355 9-5	325.4 13-6	129.9 11-5	195.5 13-5	36 <u>14-7</u>	24 <u>13-5</u>	104 <u>18-9</u>	20.6 9-5	7.2 21-10
1979	271 22-12	302.9 20-10	106.4 26-12	198.3 10-8	52 25-13	19 9-5	137 28-14	20.0 15-7	8.0 15-11
1978	239 27-14	256.7 <u>24-14</u>	127.8 23-14	129.1 24-13	49 26-14	30 <u>23-11</u>	90 2-2	22.3 10-8	6.3 25-13
1977	295 6-4	327.7 6-3	151.6 9-6	176.1 3-2	26 <u>9-7</u>	12 <u>3-1</u>	77 5-4	19.0 23-12	7.7 19-12
1976	417 1-1	374.0 1-1	164.5 7-4	209.5 1-1	30 <u>9-5</u>	10 1-1	92 15-6	20.6 21-14	7.9 17-10
1975	395 2-2	321.3 12-7	158.4 8-5	162.9 13-7	38 <u>16-8</u>	8 1-1	80 8-2	22.9 9-7	10.5 6-6
1974	190 23-13	274.5 15-9	129.9 16-10	144.6 18-9	49 25-13	24 <u>20-10</u>	66 6-1	22.6 9-5	6.0 25-13
1973	226 <u>20-11</u>	250.4 20-10	145.1 11-6	105.4 22-11	32 <u>13-6</u>	25 <u>21-10</u>	57 5-3	22.4 14-8	5.4 24-13
1972	235 20-11	299.1 14-8	135.3 17-9	135.3 11-6	25 11-6	12 <u>3-2</u>	58 5-2	28.1 2-1	8.1 9-6
1971	313 <u>5-3</u>	290.8 12-7	153.5 5-2	137.3 21-11	27 13-7	21 <u>13-6</u>	57 1-1	21.2 22-10	8.2 5-3
1970	321 6-1	295.3 8-3	95.4 23-12	199.9 3-2	33 <u>12-5</u>	22 <u>15-6</u>	71 5-2	25.8 3-1	9.8 5-3
1969	279 <u>8</u>	319.8 4	106.4 14	213.4 2	19 2	27 14	62 2	25.3 1	5.2 12
1968	402 2	334.4 4	129.2 8	205.1 3	29 7	22 11	75 12	26.4 1	8.3 4
1967	394 2	357.7 1	117.5 11	240.2 2	25 4	17 2	62 2	23.5 7	7.7 5
1966	314 8	320.4 5	111.1 10	209.3 4	30 4	27 12	64 4	21.5 9	7.9 2
1965	389 3	328.4 5	113.8 9	214.6 3	43 <u>10</u>	17 6	69 8	23.9 6	9.4 5
1964	428 1	341.4 1	143.4 5	198.0 2	39 7	9 2	74 8	23.7 6	9.4 6

# RECORDS



## COLTS YEAR-BY-YEAR OFFENSIVE RANKINGS

Total NFL-AFC Rank (since 1970), tied rank underlined

Year	Scoring		Net Offense		Rushing Avg.		Net Passing		Sacks		Ints.		Penalties		KOR Avg.		PR Avg.	
1963	316	7	352.7	2	117.3	9	235.4	1	44	12	12	1	77	13	21.4	11	9.2	<u>5</u>
1962	293	8	333.3	5	114.4	11	218.9	5			25	9	63	<u>10</u>	23.0	8	8.0	6
1961	302	7	351.6	2	151.4	3	200.2	3			29	13	69	<u>11</u>	22.3	<u>8</u>	8.2	10
1960	288	<u>4</u>	353.8	1	107.4	11	246.3	1			24	10	51	4	21.9	<u>7</u>	5.5	10
1959	374	1	371.5	1	142.1	7	229.4	1			14	3	56	8	20.8	<u>6</u>	6.1	8
1958	381	1	378.3	1	177.3	2	201.0	6			11	1	55	<u>5</u>	25.4	2	6.1	5
1957	303	2	343.6	2	144.6	5	199.0	1			19	6	67	11	22.6	7	4.0	10
1956	270	4	343.8	4	183.7	2	160.1	6			18	<u>3</u>	53	5	19.3	12	7.1	5
1955	214	11	288.3	9	152.8	6	135.9	10			22	<u>6</u>	59	5	23.5	6	3.7	9
1954	131	12	244.5	12	106.3	10	139.1	10			22	<u>4</u>	71	<u>5</u>	18.7	12	5.1	8
1953	182	11	226.3	12	121.6	9	104.8	12			27	5	69	7	23.7	4	6.3	6

# RECORDS



## COLTS YEAR-BY-YEAR DEFENSIVE RANKINGS Total NFL-AFC Rank (since 1970), tied rank underlined>

Year	Scoring	Net Defense	Rushing Avg.	Net Passing	Sacks	Ints.	Penalties	KOR Avg.	PR Avg.
2019	373 18-10	346.8 16-8	97.9 7-4	248.9 23-12	41 <u>15-7</u>	15 7-4	111 <u>13-6</u>	24.7 25-14	5.9 8-5
2018	344 10-7	339.4 11-7	101.6 8-4	237.8 16-7	38 <u>19-8</u>	15 9-7	131 2-2	22.0 9-6	4.4 1-1
2017	404 30-14	367.1 30-16	120.4 26-13	246.6 28-14	25 31-16	13 <u>15-7</u>	102 <u>20-12</u>	19.2 4-3	4.2 3-1
2016	392 22-12	382.9 30-15	120.4 25-11	262.5 27-15	33 <u>19-7</u>	8 <u>29-15</u>	125 2-2	21.2 12-7	8.2 12-6
2015	408 25-13	379.1 26-15	122.0 25-13	257.1 24-13	35 <u>22-12</u>	16 <u>6-4</u>	133 1-1	19.5 3-3	10.7 28-14
2014	369 19-11	342.7 11-7	113.4 18-8	229.3 12-7	41 <u>9-7</u>	12 <u>21-8</u>	101 22-10	22.6 10-6	5.9 3-1
2013	336 9-4	357.1 20-10	125.1 26-13	231.9 13-8	42 <u>11-5</u>	15 <u>17-8</u>	112 2-2	25.2 27-14	13.7 31-16
2012	387 21-11	374.3 26-14	137.5 29-14	236.8 21-11	32 <u>23-12</u>	12 <u>20-9</u>	128 1-1	24.7 22-10	11.7 26-12
2011	430 28-14	370.9 25-13	143.9 29-15	227.0 15-11	29 <u>27-13</u>	8 <u>31-16</u>	84 32-32	30.7 32-16	11.5 19-10
2010	388 23-11	341.6 20-9	127.0 25-12	214.6 13-7	30 <u>23-9</u>	10 <u>30-15</u>	95 <u>17-8</u>	25.8 31-15	10.7 23-13
2009	307 8-5	339.2 18-9	126.5 24-11	212.7 14-9	34 <u>16-7</u>	16 15-8	92 <u>18-8</u>	25.3 31-15	8.4 16-9
2008	298 7-4	310.9 11-5	122.9 24-12	188.1 6-3	30 <u>16-8</u>	15 <u>11-7</u>	68 32-16	24.3 24-12	9.2 15-8
2007	262 1-1	279.7 3-2	106.9 15-6	172.8 2-1	28 <u>26-12</u>	22 2-2	85 <u>22-8</u>	25.0 29-15	13.9 32-16
2006	360 23-14	332.3 21-12	173.0 32-16	159.3 2-2	25 <u>30-16</u>	15 <u>20-12</u>	86 26-11	26.0 30-14	13.1 31-16
2005	247 2-1	307.1 11-4	110.1 16-8	196.9 15-5	46 5-4	18 9-5	119 14-6	22.2 21-9	10.9 30-15
2004	351 19-10	370.6 29-14	127.3 24-13	243.3 29-13	45 <u>3-1</u>	19 <u>9-7</u>	116 14-7	21.3 11-5	13.6 32-16
2003	336 20-12	299.3 11-8	123.8 <u>20-9</u>	175.6 5-3	31 23-11	15 <u>14-6</u>	123 27-14	21.5 <u>20-11</u>	10.0 20-10
2002	313 7-3	306.8 8-4	124.5 20-9	182.3 2-1	36 <u>16-7</u>	10 <u>25-12</u>	102 <u>16-7</u>	20.5 <u>6-5</u>	5.8 5-2
2001	486 31-16	357.2 29-16	132.2 25-12	225.0 27-15	40 16-9	15 <u>20-10</u>	96 <u>17-10</u>	23.1 26-13	13.9 30-15
2000	326 15-7	334.8 21-12	120.9 25-14	213.9 18-9	42 <u>12-6</u>	14 23-12	103 <u>15-7</u>	23.8 25-13	12.8 27-13
1999	333 17-13	326.3 15-11	107.2 18-11	211.1 <u>18-12</u>	41 <u>12-7</u>	10 29-15	130 30-16	22.0 19-10	16.2 31-16
1998	444 29-14	364.8 29-15	160.6 29-14	204.1 16-8	38 <u>18-10</u>	8 30-15	108 12-6	26.0 26-13	10.7 21-9
1997	401 26-12	303.4 10-5	127.1 26-13	176.3 4-1	37 <u>21-9</u>	12 25-13	102 17-9	24.1 29-14	11.4 22-10
1996	334 18-9	337.7 22-10	110.0 18-11	227.7 24-10	29 28-14	13 <u>23-12</u>	121 3-2	24.9 27-13	10.9 19-10
1995	316 5-2	314.2 7-5	91.1 6-3	223.1 24-12	29 <u>24-11</u>	13 <u>25-11</u>	111 10-6	22.7 <u>22-10</u>	11.8 26-13
1994	320 <u>14-6</u>	332.8 20-11	102.9 12-6	229.9 24-12	29 <u>17-9</u>	18 10-4	110 <u>19-9</u>	20.2 <u>9-6</u>	9.2 <u>16-8</u>
1993	378 27-14	352.4 28-14	157.6 28-14	194.8 12-4	21 28-14	10 <u>25-14</u>	87 <u>21-12</u>	14.9 1-1	8.6 11-5
1992	302 16-9	317.1 21-12	135.9 26-14	181.3 11-7	39 <u>16-10</u>	20 <u>10-6</u>	101 7-5	17.5 5-4	7.0 4-1
1991	381 26-13	320.4 20-8	145.4 28-14	175.0 4-2	29 <u>21-11</u>	15 <u>18-10</u>	88 22-11	17.4 8-5	11.0 25-12
1990	353 20-11	350.9 26-13	138.3 24-13	212.6 23-12	29 26-13	9 27-14	104 9-7	19.6 18-10	8.0 12-6
1989	301 <u>11-7</u>	350.7 22-11	129.8 22-10	220.9 15-12	46 6-3	21 <u>9-4</u>	103 16-8	19.2 12-6	10.9 25-13
1988	315 <u>11-4</u>	331.0 17-7	105.9 8-2	225.1 25-13	30 <u>20-9</u>	15 <u>23-13</u>	118 1-1	22.1 26-12	11.3 27-14
1987	238 1-1	303.3 6-3	119.3 15-6	184.0 3-2	39 <u>14-5</u>	20 <u>12-6</u>	85 25-13	17.8 3-3	9.6 18-9
1986	400 25-13	356.3 25-12	122.6 17-9	233.7 26-12	24 27-14	16 <u>22-10</u>	100 17-10	19.2 11-8	10.3 23-12
1985	386 21-11	349.9 19-9	134.1 18-10	215.9 19-10	36 <u>23-12</u>	16 25-13	90 20-9	20.2 12-8	13.3 27-13
1984	414 25-12	348.6 22-9	125.4 17-10	223.1 22-11	42 <u>19-9</u>	18 <u>18-10</u>	98 15-9	20.2 15-6	9.7 20-9
1983	354 19-10	352.5 23-11	132.4 17-7	220.1 21-11	41 <u>16-6</u>	20 <u>20-9</u>	79 28-14	18.7 9-5	11.7 28-14
1982	236 26-13	366.2 26-13	163.7 28-14	202.6 15-8	11 28-14	5 27-13	59 9-5	21.5 21-12	8.7 18-10
1981	533 28-14	424.6 28-14	166.6 26-12	258.0 27-13	13 28-14	16 <u>24-11</u>	101 19-10	20.1 11-5	9.1 19-11
1980	387 23-12	346.6 22-13	138.1 22-14	208.5 22-12	30 <u>20-10</u>	17 <u>22-13</u>	98 <u>16-8</u>	19.7 9-5	7.3 11-5
1979	351 19-10	317.1 15-9	144.1 19-10	173.0 15-7	39 13-5	23 <u>10-6</u>	112 7-5	18.7 5-2	6.9 11-6
1978	421 28-14	369.4 28-14	188.1 27-13	181.3 25-11	30 <u>20-8</u>	17 <u>24-12</u>	114 <u>8-4</u>	24.4 28-14	8.7 15-5
1977	221 11-5	284.9 17-8	128.4 9-6	156.4 21-8	47 3-2	30 2-2	78 <u>25-12</u>	25.2 27-14	10.9 22-10
1976	246 13-6	299.1 15-7	131.7 7-4	167.4 22-10	56 2-1	15 <u>18-10</u>	89 17-8	22.3 19-8	7.0 6-3
1975	269 10-6	298.1 12-7	130.1 7-4	168.0 13-7	59 1-1	29 2-2	79 20-12	23.6 20-9	10.1 18-8
1974	329 25-12	294.7 14-6	140.1 17-7	154.6 15-7	21 25-12	10 25-12	75 17-10	20.1 5-2	9.0 11-7
1973	341 21-11	320.6 21-11	149.2 14-8	171.4 23-12	25 <u>23-13</u>	15 <u>18-9</u>	69 <u>13-8</u>	22.6 12-5	10.0 21-12
1972	252 <u>11-6</u>	308.0 20-10	142.1 15-8	165.9 20-11	25 16-10	23 <u>7-6</u>	84 4-3	21.8 5-2	7.0 <u>12-4</u>
1971	140 2-1	203.7 1-1	79.5 1-1	124.2 2-1	33 <u>8-4</u>	28 2-1	67 19-11	21.7 6-4	6.7 13-4
1970	234 7-2	274.6 9-5	102.8 6-3	171.9 21-10	41 5-2	25 4-2	101 1-1	21.3 10-4	9.4 24-12
1969	268 <u>6</u>	332.1 13	100.0 4	232.1 15	33 <u>7</u>	15 <u>13</u>	74 7	20.6 6	5.2 9
1968	144 1	241.2 2	95.6 3	145.5 4	45 3	29 2	72 9	19.6 5	3.3 1
1967	198 2	274.5 5	100.8 4	173.7 7	36 <u>8</u>	32 <u>1</u>	82 7	22.8 9	6.9 9
1966	226 3	292.7 7	123.8 9	168.4 4	47 <u>3</u>	22 7	69 7	21.0 3	4.3 3
1965	284 4	288.9 5	105.9 4	183.0 7	39 5	22 6	80 2	21.4 3	7.6 8
1964	225 1	280.7 3	128.4 8	152.3 2	57 1	23 3	59 13	21.3 2	7.0 3

# RECORDS



## Total NFL-AFC Rank (since 1970), tied rank underlined

Year	Scoring	Net Defense	Rushing Avg.	Net Passing	Sacks	Ints.	Penalties	KOR Avg.	PR Avg.
1963	285 7	287.9 6	128.1 9	160.1 6	45 <u>2</u>	15 <u>11</u>	58 10	23.0 6	6.3 3
1962	288 6	294.5 5	107.4 3	187.1 6		23 <u>9</u>	71 2	27.6 14	7.9 7
1961	307 10	270.1 1	133.5 10	136.6 1		16 14	66 4	27.2 14	13.8 14
1960	234 6	276.4 4	132.6 8	143.8 2		30 <u>2</u>	59 <u>8</u>	28.5 13	3.2 1
1959	251 7	324.9 8	129.7 4	195.2 10		40 1	65 1	20.7 4	3.6 3
1958	203 2	273.7 2	107.6 1	166.1 5		35 1	60 7	28.9 12	4.4 5
1957	235 8	283.8 6	97.8 1	186.0 11		28 2	60 7	22.9 7	3.2 3
1956	322 11	348.0 11	159.7 7	188.3 12		13 12	62 <u>3</u>	23.6 8	3.9 2
1955	239 6	343.5 11	169.6 9	173.9 9		19 <u>7</u>	69 2	20.1 2	1.9 1
1954	279 <u>8</u>	327.5 5	135.8 8	191.7 7		20 9	92 2	20.2 3	3.3 3
1953	350 12	373.8 12	192.9 12	180.9 8		29 3	87 1	18.1 2	7.7 10

# RECORDS



## STATISTICS 1953

RECORD: 3-9 COACH: KEITH MOLESWORTH

FIFTH - WESTERN CONFERENCE

HOME: 2-4 CONF: 2-8

AWAY: 1-5 NCONF: 1-1

PRESEASON (3-3)			
DATE	RESULTS	OPPONENT	ATTENDANCE
8/15	L 7-10	@ Philadelphia	14,000
8/22	W 10-7	@ Chicago	7,000
8/26	W 13-6	@ Pittsburgh	15,000
9/7	L 21-23	@ Cleveland	20,000
9/12	L 6-10	@ NY Giants	12,000
9/20	W 9-3	WASHINGTON	22,800

REGULAR SEASON (3-9)			
DATE	RESULTS	OPPONENT	ATTENDANCE
9/27	W 13-9	CHICAGO	23,715
10/3	L 17-27	DETROIT	25,159
10/11	W 16-14	@ Chicago	35,316
10/18	L 14-37	@ Green Bay	18,713
10/25	W 27-17	WASHINGTON	34,031
10/31	L 24-35	GREEN BAY	33,797
11/7	L 7-17	@ Detroit	46,508
11/15	L 14-45	@ Philadelphia	27,813
11/22	L 13-21	LOS ANGELES RAMS	27,268
11/29	L 21-38	SAN FRANCISCO	26,005
12/5	L 2-45	@ Los Angeles Rams	26,696
12/13	L 14-45	@ San Francisco	23,432

TEAM STATISTICS		
	COLTS	OPP
TOTAL FIRST DOWNS	157	232
Rushing	75	121
Passing	66	95
Penalty	16	16
TOTAL NET YARDS	2716	4486
Avg. Per Game	226.3	373.8
NET YARDS RUSHING	1459	2315
Avg. Per Game	121.6	192.9
Total Rushes	376	445
NET YARDS PASSING	1257	2171
Avg. Per Game	104.8	180.9
Tackled/Yards Lost	-368	-240
Gross Yards	1625	2411
Att./Completions	319/126	321/165
Completion Pct.	39.5	51.4
Had Intercepted	27	29
PUNTS/AVERAGE	83/38.4	55/40.3
PENALTIES/YARDS	69/623	87/757
FUMBLES/BALL LOST	34/21	42/27
TOUCHDOWNS	23	46
Rushing	7	21
Passing	13	21
Defense/Kicking	1/2	3/1

SCORE BY PERIODS	1	2	3	4	TOTAL
COLTS	38	44	39	61	182
OPPONENTS	77	105	83	85	350

SCORING									
	TDR	TDP	TDRT	PAT	FG	S	TP		
Rechichar	2	1			5-13		33		
Huzvar	4	1					30		
McPhail				21-23	2-5		27		
Taliaferro	2	2					24		
Young	3	1					24		
Edwards	3						18		
Taseff	1	1					12		
Embree	1						6		
Kalmanir	1						6		
Donovan							1	2	
<b>COLTS</b>	<b>7</b>	<b>13</b>	<b>3</b>	<b>21-23</b>	<b>7-18</b>	<b>1</b>	<b>182</b>		
<b>OPPONENTS</b>	<b>21</b>	<b>21</b>	<b>4</b>	<b>45-46</b>	<b>9-16</b>	<b>1</b>	<b>350</b>		

RUSHING				
NO.	YDS.	AVG.	LG	TD
Huzvar	119	515	4.3	36t
Taliaferro	102	479	4.7	50
McPhail	53	138	2.6	30
Young	40	135	3.4	24
Enke	28	91	3.3	25
Kalmanir	16	53	3.3	32
Mioduszewski	3	33	11.0	25
DelBello	14	14	1.0	9
Taseff	1	1	1.0	1t
<b>COLTS</b>	<b>376</b>	<b>1459</b>	<b>3.9</b>	<b>50</b>
<b>OPPONENTS</b>	<b>445</b>	<b>2315</b>	<b>5.2</b>	<b>66</b>

RECEIVING				
NO.	YDS.	AVG.	LG	TD
Edwards	35	312	8.9	32t
Embree	23	272	11.8	24
Taliaferro	20	346	17.3	54
Young	12	201	16.8	49t
Brethauer	10	133	13.3	25
McPhail	10	38	3.8	45
Huzvar	6	55	9.2	30t
Rechichar	3	151	50.3	66t
Keane	3	61	20.3	37
Kalmanir	3	31	10.3	22t
Shula	1	6	6.0	6
Marchetti	0	19	0.0	19
<b>COLTS</b>	<b>126</b>	<b>1625</b>	<b>12.9</b>	<b>66t</b>
<b>OPPONENTS</b>	<b>165</b>	<b>2411</b>	<b>14.6</b>	<b>59</b>

INTERCEPTIONS				
NO.	YDS.	AVG.	LG	TD
Keane	11	118	10.7	35
Rechichar	7	64	9.1	36t
Shula	3	46	15.3	35
Taseff	3	36	12.0	29
Pellington	2	22	11.0	22
Brethauer	1	17	17.0	17
Agase	1	5	5.0	5
Mioduszewski	1	0	0.0	0
<b>COLTS</b>	<b>29</b>	<b>308</b>	<b>10.6</b>	<b>36t</b>
<b>OPPONENTS</b>	<b>27</b>	<b>469</b>	<b>17.4</b>	<b>54t</b>

PUNTING				
NO.	YDS.	AVG.	LG	BLK.
Taliaferro	65	2438	37.5	61
Keane	18	752	41.8	56
<b>COLTS</b>	<b>83</b>	<b>3190</b>	<b>38.4</b>	<b>61</b>
<b>OPPONENTS</b>	<b>55</b>	<b>2217</b>	<b>40.3</b>	<b>65</b>

PUNT RETURNS				
NO.	YDS.	AVG.	LG	TD
Taliaferro	10	31	3.1	7
Young	6	9	1.5	9
Coutre	4	38	9.5	25
Mioduszewski	4	13	3.3	5
Kalmanir	2	19	9.5	14
Taseff	1	71	71.0	71t
Keane	1	3	3.0	3
Rechichar	1	0	0.0	0
<b>COLTS</b>	<b>29</b>	<b>184</b>	<b>6.3</b>	<b>71t</b>
<b>OPPONENTS</b>	<b>40</b>	<b>307</b>	<b>7.7</b>	<b>74</b>

KICKOFF RETURNS				
NO.	YDS.	AVG.	LG	TD
Taliaferro	16	331	20.7	39
Young	11	378	34.4	104t
Coutre	9	266	29.6	78
Taseff	4	87	21.8	35
Kalmanir	3	51	17.0	25
Jackson	3	37	12.3	19
Poole	2	24	12.0	21
Campanella	2	13	6.5	13
Rechichar	1	28	28.0	28
Mioduszewski	1	25	25.0	25
Finnin	1	18	18.0	18
<b>COLTS</b>	<b>53</b>	<b>1258</b>	<b>23.7</b>	<b>104t</b>
<b>OPPONENTS</b>	<b>40</b>	<b>724</b>	<b>18.1</b>	<b>28</b>

### USUAL STARTERS PRO BOWLERS IN BOLDFACE

OFFENSE		DEFENSE	
WR	Mel Embree	LDE	Barney Poole
LT	Ernie Blandin	<b>LDT</b>	<b>Art Donovan</b>
<b>LG</b>	<b>Dick Barwegan</b>	RDT	Tom Finnin
C	Brad Ecklund	RDE	Gino Marchetti
RG	Bill Lange	LLB	Bill Pellington
RT	Jack Little	MLB	Sisto Averno
SE	Dan Edwards	RLB	Alex Agase
RB	John Huzvar	LCB	Bert Rechichar
QB	Fred Enke	RCB	Don Shula
RB	Buddy Young	LS	Carl Taseff
<b>RB</b>	<b>George Taliaferro</b>	<b>RS</b>	<b>Tom Keane</b>

PASSING	ATT.	COMP.	YDS.	PCT.	AVG./ATT.	TD	TD%	INT.	INT%	LG	RATING
Enke	169	71	1054	42.0	6.24	8	4.7	15	8.9	55	41.9
DelBello	61	27	229	44.3	3.75	1	1.6	5	8.2	66	25.9
Taliaferro	55	15	211	27.3	3.84	2	3.6	5	9.1	45	17.3
Mioduszewski	30	11	113	36.7	3.77	2	6.7	2	6.7	17	42.8
Flowers	4	2	18	50.0	4.50	0	0.0	0	0.0	12	62.5
<b>COLTS</b>	<b>319</b>	<b>126</b>	<b>1625</b>	<b>39.5</b>	<b>5.09</b>	<b>13</b>	<b>4.1</b>	<b>27</b>	<b>8.5</b>	<b>66</b>	<b>34.5</b>
<b>OPPONENTS</b>	<b>321</b>	<b>165</b>	<b>2411</b>	<b>51.4</b>	<b>7.51</b>	<b>21</b>	<b>6.5</b>	<b>29</b>	<b>9.0</b>	<b>59</b>	<b>60.4</b>

# RECORDS



## 1954

RECORD: 3-9 COACH: WEEB EWBANK

SIXTH – WESTERN CONFERENCE

HOME: 2-4 CONF: 2-8

AWAY: 1-5 NCONF: 1-1

PRESEASON (4-1)			
DATE	RESULTS	OPPONENT	ATTENDANCE
8/14	W 10-0	@ Philadelphia	10,031
8/22	W 27-21	@Pittsburgh	11,750
9/10	L 16-21	@ Pittsburgh	10,000
9/15	W 20-2	@ Chicago	18,581
9/18	W 49-14	WASHINGTON	19,380

REGULAR SEASON (3-9)			
DATE	RESULTS	OPPONENT	ATTENDANCE
9/26	L 0-48	LOS ANGELES RAMS	36,215
10/2	W 20-14	NEW YORK GIANTS	27,088
10/10	L 9-28	@ Chicago	27,845
10/16	L 0-35	@ Detroit	48,272
10/24	L 6-7	GREEN BAY	28,680
10/31	L 21-24	@ Washington	23,566
11/6	L 3-27	DETROIT	25,287
11/13	L 13-24	Green Bay @ Milw.	19,786
11/21	L 13-28	CHICAGO	23,093
11/28	W 17-13	SAN FRANCISCO	23,875
12/4	W 22-21	@ Los Angeles Rams	30,744
12/11	L 7-10	@ San Francisco	26,856

TEAM STATISTICS	COLTS	OPP
TOTAL FIRST DOWNS	169	234
Rushing	66	95
Passing	90	120
Penalty	13	19
TOTAL NET YARDS	2934	3930
Avg. Per Game	244.5	327.5
NET YARDS RUSHING	1275	1630
Avg. Per Game	106.3	135.8
Total Rushes	364	425
NET YARDS PASSING	1659	2300
Avg. Per Game	139.1	191.7
Tackled/Yards Lost	-336	-203
Gross Yards	1995	2503
Att./Completions	313/163	330/178
Completion Pct.	52.1	53.9
Had Intercepted	22	20
PUNTS/AVERAGE	72/37.2	57/39.8
PENALTIES/YARDS	71/662	92/834
FUMBLES/BALL LOST	20/12	28/10
TOUCHDOWNS	14	36
Rushing	4	21
Passing	9	12
Defense/Kicking	1/0	2/1

SCORE BY PERIODS	1	2	3	4	TOTAL
COLTS	33	55	26	17	131
OPPONENTS	62	65	73	79	279

SCORING	TDR	TDP	TDR	PAT	FG	S	TP
Kerkorian	1		11-12	5-10		32	
Young	2	3				30	
Rechichar				1-1	6-13	19	
Womble		3				18	
Edwards		1				6	
Robinson			1			6	
Taliaferro		1				6	
Taseff		1				6	
Toth		1				6	
Firmin						1	2
<b>COLTS</b>	<b>4</b>	<b>9</b>	<b>1</b>	<b>12-13</b>	<b>11-23</b>	<b>1</b>	<b>131</b>
<b>OPPONENTS</b>	<b>21</b>	<b>12</b>	<b>3</b>	<b>36-36</b>	<b>9-19</b>	<b>0</b>	<b>279</b>

RUSHING	NO.	YDS.	AVG.	LG	TD
Young	70	311	4.4	57t	2
Toth	86	303	3.5	15	1
Taseff	41	228	5.0	32	0
Womble	60	174	2.9	24	0
Taliaferro	48	157	3.3	29	0
Kerkorian	22	36	1.6	11	1
Davidson	11	31	2.8	15	0
Huzvar	19	29	1.5	6	0
Shula	2	3	1.5	3	0
Enke	5	3	0.6	5	0
<b>COLTS</b>	<b>364</b>	<b>1275</b>	<b>3.5</b>	<b>57t</b>	<b>4</b>
<b>OPPONENTS</b>	<b>425</b>	<b>1630</b>	<b>3.8</b>	<b>38</b>	<b>21</b>

RECEIVING	NO.	YDS.	AVG.	LG	TD
Edwards	40	531	13.3	42	1
Colteryahn	30	384	12.8	21	0
Womble	30	338	11.3	78t	3
Taseff	16	159	9.9	30	1
Young	15	272	18.1	78t	3
Taliaferro	14	122	8.7	29t	1
Toth	11	51	4.6	13	0
Bighead	6	89	14.8	25	0
Mutscheller	1	49	49.0	49	0
<b>COLTS</b>	<b>163</b>	<b>1995</b>	<b>12.2</b>	<b>78t</b>	<b>9</b>
<b>OPPONENTS</b>	<b>178</b>	<b>2503</b>	<b>14.1</b>	<b>80t</b>	<b>12</b>

INTERCEPTIONS	NO.	YDS.	AVG.	LG	TD
Shula	5	84	16.8	25	0
Keane	5	22	4.4	9	0
Eggers	3	18	6.0	10	0
Rechichar	2	27	13.5	21	0
Taseff	2	15	7.5	15	0
Leberman	2	0	0.0	0	0
Campanella	1	0	0.0	0	0
<b>COLTS</b>	<b>20</b>	<b>166</b>	<b>8.3</b>	<b>25</b>	<b>0</b>
<b>OPPONENTS</b>	<b>22</b>	<b>232</b>	<b>10.5</b>	<b>50</b>	<b>1</b>

PUNTING	NO.	YDS.	AVG.	LG	BLK.
Davidson	72	2680	37.2	55	1
<b>COLTS</b>	<b>72</b>	<b>2680</b>	<b>37.2</b>	<b>55</b>	<b>1</b>
<b>OPPONENTS</b>	<b>57</b>	<b>2266</b>	<b>39.8</b>	<b>63</b>	<b>0</b>

PUNT RETURNS	NO.	YDS.	AVG.	LG	TD
Young	14	60	4.3	16	0
Taseff	8	52	6.5	13	0
Rechichar	6	22	3.7	9	0
Taliaferro	5	34	6.8	18	0
<b>COLTS</b>	<b>33</b>	<b>168</b>	<b>5.1</b>	<b>18</b>	<b>0</b>
<b>OPPONENTS</b>	<b>45</b>	<b>150</b>	<b>3.3</b>	<b>39</b>	<b>0</b>

KICKOFF RETURNS	NO.	YDS.	AVG.	LG	TD
Young	13	308	23.7	30	0
Womble	9	170	18.9	27	0
Taseff	7	167	23.9	35	0
Taliaferro	7	134	19.1	24	0
Rechichar	3	26	8.7	12	0
Pellington	2	26	13.0	14	0
Robinson	1	19	19.0	19	0
Langas	1	18	18.0	18	0
Joyce	1	13	13.0	13	0
Toth	1	13	13.0	13	0
McMillan	1	5	5.0	5	0
Huzvar	1	0	0.0	0	0
Radosevich	1	0	0.0	0	0
<b>COLTS</b>	<b>48</b>	<b>899</b>	<b>18.7</b>	<b>35</b>	<b>0</b>
<b>OPPONENTS</b>	<b>29</b>	<b>587</b>	<b>20.2</b>	<b>40</b>	<b>0</b>

### USUAL STARTERS

#### PRO BOWLERS IN BOLDFACE

OFFENSE	DEFENSE
WR Lloyd Colteryahn	<b>LDE</b> <b>Gino Marchetti</b>
LT Ken Jackson	<b>LDT</b> <b>Art Donovan</b>
LG Art Spinney	RD Tom Finmin
C Buzz Nutter	RDE Don Joyce
RG Alex Sandusky	LLB Bill Pellington
RT Jack Little	MLB Joe Campanella
SE Dan Edwards	RLB Doug Eggers
RB Zollie Toth	LCB Carl Taseff
QB Gary Kerkorian	RCB Don Shula
<b>RB</b> <b>Buddy Young</b>	LS Tom Keane
RB Royce Womble	RS Bert Rechichar

PASSING	ATT.	COMP.	YDS.	PCT.	AVG.ATT.	TD	TD%	INT.	INT%	LG	RATING
Kerkorian	217	117	1515	53.9	6.98	9	4.1	12	5.5	78t	66.9
Davidson	64	28	309	43.8	4.83	0	0.0	5	7.8	29t	26.1
Enke	28	17	171	60.7	6.11	0	0.0	3	10.7	42t	38.5
Taliaferro	2	0	0	0.0	0.00	0	0.0	1	50.0	0	0.0
Keane	1	1	0	100.0	0.00	0	0.0	0	0.0	0	79.2
Toth	1	0	0	0.0	0.00	0	0.0	1	100.0	0	0.0
<b>COLTS</b>	<b>313</b>	<b>163</b>	<b>1995</b>	<b>52.1</b>	<b>5.09</b>	<b>9</b>	<b>2.9</b>	<b>22</b>	<b>7.0</b>	<b>78t</b>	<b>52.3</b>
<b>OPPONENTS</b>	<b>330</b>	<b>178</b>	<b>2503</b>	<b>53.9</b>	<b>7.58</b>	<b>12</b>	<b>3.6</b>	<b>20</b>	<b>6.1</b>	<b>80t</b>	<b>65.5</b>



# RECORDS



## 1955

RECORD: 5-6-1 COACH: WEEB EWBANK  
FOURTH – WESTERN CONFERENCE

HOME: 4-1-1 CONF: 5-4-1  
AWAY: 1-5 NCONF: 0-2

PRESEASON (3-2-1)			
DATE	RESULTS	OPPONENT	ATTENDANCE
8/13	L 6-21	@ Philadelphia	8,006
--	W 61-0	@ Fort Belvoir	--
8/30	T 28-28	WASHINGTON	23,280
9/6	L 14-17	@ NY Giants	20,000
9/10	W 24-14	@ Chicago	11,872
9/18	W 44-17	@Pittsburgh	20,754

REGULAR SEASON (5-6-1)			
DATE	RESULTS	OPPONENT	ATTENDANCE
9/25	W 23-17	CHICAGO	36,167
10/1	W 28-13	DETROIT	40,030
10/8	W 24-20	Green Bay @ Milw.	40,199
10/16	L 10-38	@ Chicago	40,184
10/23	L 13-14	WASHINGTON	51,587
10/29	W 14-10	GREEN BAY	34,411
11/5	L 14-24	@ Detroit	53,874
11/13	L 7-17	@ New York Giants	33,982
11/20	T 17-17	LOS ANGELES RAMS	41,146
11/27	W 26-14	SAN FRANCISCO	33,485
12/4	L 14-20	@ Los Angeles Rams	37,024
12/11	L 24-35	@ San Francisco	35,371

TEAM STATISTICS	COLTS	OPP
TOTAL FIRST DOWNS	206	234
Rushing	93	120
Passing	92	98
Penalty	21	16
TOTAL NET YARDS	3464	4122
Avg. Per Game	288.3	343.5
NET YARDS RUSHING	1833	2035
Avg. Per Game	152.8	169.6
Total Rushes	456	448
NET YARDS PASSING	1631	2087
Avg. Per Game	135.9	173.9
Tackled/Yards Lost	-164	-201
Gross Yards	1795	2288
Att./Completions	266/134	320/158
Completion Pct.	50.4	49.4
Had Intercepted	22	19
PUNTS/AVERAGE	55/39.3	56/39.9
PENALTIES/YARDS	59/565	69/681
FUMBLES/BALL LOST	18/8	24/14
TOUCHDOWNS	26	30
Rushing	15	18
Passing	11	12
Defense/Kicking	0/0	0/0

SCORE BY PERIODS	1	2	3	4	TOTAL
COLTS	54	44	57	59	214
OPPONENTS	36	72	69	62	239

SCORING	TDR	TDP	TDRT	PAT	FG	S	TP
Reichichar					25-26	10-24	55
Ameche	9						54
Mutscheller		7					42
Coltenyahn		3					18
Shaw	3						18
Young, B.	1	1					12
Kerkorian					1-2		9
Dupre	1						6
COLTS	15	11	0	25-26	11-26	0	214
OPPONENTS	18	12	0	29-30	10-14	0	239
RUSHING NO.	YDS.	AVG.	LG	TD			

Ameche	213	961	4.5	79t	9
Dupre	88	338	3.8	60	1
Shaw	68	301	4.4	37	3
Young, B.	32	87	2.7	25	1
Young, D.	17	39	2.3	10	0
Shields	10	34	3.4	14	0
Hugasian	12	34	2.8	15	0
Kerkorian	6	20	3.7	12	1
Renfro	4	13	3.3	5	0
Bryan	2	4	2.0	8	0
Womble	4	2	0.5	4	0
COLTS	456	1833	4.0	79t	15
OPPONENTS	448	2035	4.5	81t	18

RECEIVING	NO.	YDS.	AVG.	LG	TD
Mutscheller	33	518	15.7	48	7
Ameche	27	141	5.2	18	0
Coltenyahn	21	251	12.0	22	3
Young, B.	19	426	22.4	82t	1
Berry	13	205	15.8	45	0
Dupre	10	153	15.3	30	0
Hugasian	3	32	10.7	13	0
Shields	3	27	9.0	19	0
Young, D.	2	15	7.5	11	0
Womble	1	14	14.0	14	0
Pellington	1	10	10.0	10	0
Taseff	1	3	3.0	3	0
COLTS	134	1795	13.4	82t	11
OPPONENTS	158	2288	14.5	60	12

INTERCEPTIONS	NO.	YDS.	AVG.	LG	TD
Reichichar	6	109	18.2	40	0
Shula	5	64	12.8	31	0
Campanella	2	35	17.5	23	0
Pellington	2	17	8.5	12	0
Thomas	1	23	23.0	23	0
Patera	1	8	8.0	8	0
Bryan	1	4	4.0	4	0
Taseff	1	0	0.0	0	0
COLTS	19	260	13.7	40	0
OPPONENTS	22	269	12.2	39	0

PUNTING	NO.	YDS.	AVG.	LG	BLK.
Brethauer	55	2161	39.3	56	0
COLTS	55	2161	39.3	56	0
OPPONENTS	56	2234	39.9	63	0

PUNT RETURNS	NO.	YDS.	AVG.	LG	TD
Reichichar	30	121	4.0	24	0
Taseff	14	46	3.3	20	0
Pellington	1	6	6.0	6	0
Young, D.	1	3	3.0	3	0
Patera	1	2	2.0	2	0
Young, B.	1	0	0.0	0	0
COLTS	48	178	3.7	24	0
OPPONENTS	37	71	1.9	11	0

KICKOFF RETURNS	NO.	YDS.	AVG.	LG	TD
Reichichar	9	235	26.1	59	0
Young, B.	9	222	24.7	43	0
Taseff	7	162	23.1	38	0
White	4	142	35.5	54	0
Ameche	4	60	15.0	19	0
Young, D.	2	37	18.5	22	0
Pellington	2	36	18.0	19	0
Berry	2	27	13.5	16	0
Renfro	1	20	20.0	20	0
COLTS	40	941	23.5	59	0
OPPONENTS	36	724	20.1	57	0

### USUAL STARTERS PRO BOWLERS IN BOLDFACE

OFFENSE	DEFENSE
WR Lloyd Coltenyahn	<b>LDE Gino Marchetti</b>
LT George Radosevich	<b>LDT Art Donovan</b>
LG Art Spinney	RDT Tom Finin
<b>C Dick Szymanski</b>	RDE Don Joyce
RG Alex Sandusky	LLB Bill Pellington
RT George Preas	MLB Joe Campanella
TE Jim Mutscheller	RLB Doug Eggers
RB Buddy Young	<b>LCB Bert Reichichar</b>
QB George Shaw	RCB Don Shula
<b>RB Alan Ameche</b>	LS Carl Taseff
RB L.G. Dupre	RS Jesse Thomas

PASSING	ATT.	COMP.	YDS.	PCT.	AVG./ATT.	TD	TD%	INT.	INT%	LG	RATING
Shaw	237	119	1586	50.2	6.69	10	4.2	19	8.0	82t	52.5
Kerkorian	29	15	209	51.7	7.21	1	3.4	3	10.3	48t	47.1
COLTS	266	134	1795	50.4	6.75	11	4.1	22	8.3	82t	51.5
OPPONENTS	320	158	2288	49.4	7.15	12	3.8	19	5.9	60t	60.8

# RECORDS



## 1956

RECORD: 5-7 COACH: WEEB EW BANK  
FOURTH – WESTERN CONFERENCE

HOME: 4-2 CONF: 3-7  
AWAY: 1-5 NCONF: 2-0

PRESEASON (3-2)			
DATE	RESULTS	OPPONENT	ATTENDANCE
8/11	W 24-13	@ Philadelphia	17,575
8/20	L 10-28	@ NY Giants	21,000
8/25	W 37-16	@ Pittsburgh	12,500
9/9	L 14-19	@ Philadelphia	21,876
9/16	W 21-13	WASHINGTON	28,471

REGULAR SEASON (5-7)			
DATE	RESULTS	OPPONENT	ATTENDANCE
9/30	W 28-21	CHICAGO	45,221
10/6	L 14-31	DETROIT	42,622
10/14	L 33-38	Green Bay @ Milw.	24,214
10/21	L 27-58	@ Chicago	48,364
10/28	W 28-21	GREEN BAY	40,086
11/11	W 21-7	@ Cleveland	42,404
11/18	L 3-27	@ Detroit	55,788
11/25	W 56-21	LOS ANGELES RAMS	40,321
12/2	L 17-20	SAN FRANCISCO	37,227
12/9	L 7-31	@ Los Angeles Rams	51,037
12/16	L 17-30	@ San Francisco	43,791
12/23	W 19-17	WASHINGTON	32,944

TEAM STATISTICS	COLTS	OPP
TOTAL FIRST DOWNS	216	238
Rushing	106	109
Passing	99	115
Penalty	11	14
TOTAL NET YARDS	4125	4176
Avg. Per Game	343.8	348.0
NET YARDS RUSHING	2204	1916
Avg. Per Game	183.7	159.7
Total Rushes	432	447
NET YARDS PASSING	1921	2260
Avg. Per Game	160.1	188.3
Tackled/Yards Lost	-289	-203
Gross Yards	2210	2463
Att./Completions	279/158	297/165
Completion Pct.	56.6	55.6
Had Intercepted	18	13
PUNTS/AVERAGE	58/38.4	56/44.4
PENALTIES/YARDS	53/507	62/486
FUMBLES/BALL LOST	18/14	23/15
TOUCHDOWNS	38	43
Rushing	21	16
Passing	14	22
Defense/Kicking	1/2	3/2

SCORE BY PERIODS	1	2	3	4	TOTAL
COLTS	55	103	51	61	270
OPPONENTS	80	64	83	95	322

SCORING	TDR	TDP	TDRT	PAT	FG	S	TP
Moore	8	1					54
Ameche	8						48
Mutscheller		6					36
Dupre	2	2					24
Feamster				24-26	0-3		24
Vessels	2	1		8-10	3-13		17
Rechichar							12
Berry	2						12
Taseff			2				12
Womble	2						12
Thomas			1				6
Unitas	1						6
Kerkorian				1-2			1
<b>COLTS</b>	<b>21</b>	<b>14</b>	<b>3</b>	<b>33-38</b>	<b>3-16</b>	<b>0</b>	<b>270</b>
<b>OPPONENTS</b>	<b>16</b>	<b>22</b>	<b>5</b>	<b>40-43</b>	<b>8-19</b>	<b>0</b>	<b>322</b>

RUSHING NO.	YDS.	AVG.	LG	TD
Ameche	178	858	4.8	43
Moore	86	649	7.5	79t
Vessels	44	215	4.9	31
Dupre	49	182	3.7	21
Unitas	28	155	5.5	34
Womble	20	72	3.6	12
Shaw	20	63	3.2	19
Young, D.	5	7	1.4	3
Taseff	1	2	2.0	2
Rechichar	1	1	1.0	1
<b>COLTS</b>	<b>432</b>	<b>2204</b>	<b>5.1</b>	<b>79t</b>
<b>OPPONENTS</b>	<b>447</b>	<b>1916</b>	<b>4.3</b>	<b>33</b>

RECEIVING NO.	YDS.	AVG.	LG	TD
Mutscheller	44	715	16.3	53t
Berry	37	601	16.2	54
Ameche	26	189	7.3	22
Dupre	16	216	13.5	49t
Vessels	11	177	16.1	30
Moore	11	102	9.3	27
Womble	9	180	20.0	43t
Coltenyahn	3	29	9.7	16
Unitas	1	1	1.0	1
<b>COLTS</b>	<b>158</b>	<b>2210</b>	<b>14.0</b>	<b>54</b>
<b>OPPONENTS</b>	<b>165</b>	<b>2463</b>	<b>14.9</b>	<b>77t</b>

INTERCEPTIONS NO.	YDS.	AVG.	LG	TD
Rechichar	4	63	15.8	42
Thomas	2	36	18.0	23
Taseff	2	13	6.5	8
Patera	2	10	5.0	10
Eggers	1	6	6.0	6
Pellington	1	4	4.0	4
Shula	1	2	2.0	2
<b>COLTS</b>	<b>13</b>	<b>134</b>	<b>10.3</b>	<b>42</b>
<b>OPPONENTS</b>	<b>18</b>	<b>275</b>	<b>15.3</b>	<b>59t</b>

PUNTING NO.	YDS.	AVG.	LG	BLK.
Rechichar	33	1276	38.7	56
Dupre	25	953	38.1	54
<b>COLTS</b>	<b>58</b>	<b>2229</b>	<b>38.4</b>	<b>56</b>
<b>OPPONENTS</b>	<b>56</b>	<b>2489</b>	<b>44.4</b>	<b>70</b>

PUNT RETURNS NO.	YDS.	AVG.	LG	TD
Taseff	27	233	8.6	90t
Moore	8	38	4.8	15
Rechichar	5	10	2.0	7
Nyers	2	16	8.0	16
<b>COLTS</b>	<b>42</b>	<b>297</b>	<b>7.1</b>	<b>90t</b>
<b>OPPONENTS</b>	<b>39</b>	<b>153</b>	<b>3.9</b>	<b>67t</b>

KICKOFF RETURNS NO.	YDS.	AVG.	LG	TD
Vessels	16	379	23.7	42
Moore	10	129	12.9	21
Taseff	9	206	22.9	34
Dupre	7	148	21.1	35
Nyers	3	69	23.0	35
Young, D.	3	40	13.3	18
Ameche	2	38	19.0	25
Sandusky	1	24	24.0	24
Spinney	1	10	10.0	10
Pellington	1	0	0.0	0
Shula	1	0	0.0	0
<b>COLTS</b>	<b>54</b>	<b>1043</b>	<b>19.3</b>	<b>42</b>
<b>OPPONENTS</b>	<b>43</b>	<b>1015</b>	<b>23.6</b>	<b>103t</b>

### USUAL STARTERS

#### PRO BOWLERS IN BOLDFACE

OFFENSE	DEFENSE
WR Raymond Berry	<b>LDE Gino Marchetti</b>
LT Ken Jackson	<b>LDT Art Donovan</b>
LG Art Spinney	RDT Tom Finin
C Buzz Nutter	RDE Don Joyce
RG Alex Sandusky	LLB Bill Pellington
RT George Preas	MLB Joe Campanella
TE Jim Mutscheller	RLB Doug Eggers
<b>RB Lenny Moore</b>	<b>LCB Bert Rechichar</b>
QB John Unitas	RCB Don Shula
<b>RB Alan Ameche</b>	LS Carl Taseff
RB L.G. Dupre	RS Jesse Thomas

PASSING	ATT.	COMP.	YDS.	PCT.	AVG./ATT.	TD	TD%	INT.	INT%	LG	RATING
Unitas	198	110	1498	55.6	7.57	9	4.5	10	5.1	54t	74.0
Shaw	75	45	645	60.0	8.60	3	4.0	7	9.3	49t	62.4
Moore	4	1	8	25.0	2.00	1	25.0	1	25.0	8t	39.6
Kerkorian	2	2	59	100.0	29.50	1	50.0	0	0.0	40t	158.3
<b>COLTS</b>	<b>279</b>	<b>158</b>	<b>2210</b>	<b>56.6</b>	<b>7.92</b>	<b>14</b>	<b>5.0</b>	<b>18</b>	<b>6.5</b>	<b>54t</b>	<b>72.1</b>
<b>OPPONENTS</b>	<b>297</b>	<b>165</b>	<b>2463</b>	<b>55.6</b>	<b>8.29</b>	<b>22</b>	<b>7.4</b>	<b>13</b>	<b>4.4</b>	<b>77t</b>	<b>89.3</b>

# RECORDS



## 1957

RECORD: 7-5 COACH: WEBB EWBANK

THIRD – WESTERN CONFERENCE

HOME: 4-2 CONF: 6-4

AWAY: 3-3 NCONF: 1-1

### PRESEASON (2-2-1)

DATE	RESULTS	OPPONENT	ATTENDANCE
8/17	W 17-10	@ Philadelphia	17,026
8/24	T 24-24	@ Chicago	12,000
9/8	L 14-24	WASHINGTON	34,352
9/15	W 27-9	@ Chicago	17,216
9/21	L 21-27	@ Chicago	21,182

### REGULAR SEASON (7-5)

DATE	RESULTS	OPPONENT	ATTENDANCE
9/29	W 34-14	DETROIT	40,112
10/5	W 20-10	CHICAGO	46,558
10/13	W 45-17	Green Bay @ Milw.	26,322
10/20	L 27-31	@ Detroit	55,764
10/27	L 21-24	GREEN BAY	48,510
11/3	L 13-19	PITTSBURGH	42,575
11/10	W 21-17	@ Washington	33,149
11/17	W 29-14	@ Chicago	47,168
11/24	W 27-21	SAN FRANCISCO	50,073
12/1	W 31-14	LOS ANGELES RAMS	52,060
12/8	L 13-17	@ San Francisco	59,950
12/15	L 21-37	@ Los Angeles Rams	52,560

### TEAM STATISTICS

	COLTS	OPP
TOTAL FIRST DOWNS	222	204
Rushing	91	69
Passing	117	118
Penalty	14	17
TOTAL NET YARDS	4123	3406
Avg. Per Game	343.6	283.8
NET YARDS RUSHING	1735	1174
Avg. Per Game	144.6	97.8
Total Rushes	434	375
NET YARDS PASSING	2388	2232
Avg. Per Game	199.0	186.0
Tackled/Yards Lost	-220	-316
Gross Yards	2608	2548
Att./Completions	314/177	342/175
Completion Pct.	56.4	51.2
Had Intercepted	19	28
PUNTS/AVERAGE	55/34.5	56/42.5
PENALTIES/YARDS	67/712	60/546
FUMBLES/BALL LOST	22/12	29/12
TOUCHDOWNS	41	29
Rushing	12	10
Passing	25	19
Defense/Kicking	3/1	0/0

### SCORE BY PERIODS

	1	2	3	4	TOTAL
COLTS	82	65	70	86	303
OPPONENTS	34	75	28	98	235

SCORING	TDR	TDP	TDRT	PAT	FG	S	TP
Moore	3	7	1				66
Mutscheller				8			48
Ameche	5	2					42
Berry		6					36
Rechichar				22-25	3-13		31
Myhra				14-16	4-6		26
Dupre	2	2					24
Davis			2				12
Marchetti			1				6
Shaw	1						6
Unitas	1						6
<b>COLTS</b>	<b>12</b>	<b>25</b>	<b>4</b>	<b>36-41</b>	<b>7-19</b>	<b>0</b>	<b>303</b>
<b>OPPONENTS</b>	<b>10</b>	<b>19</b>	<b>0</b>	<b>29-29</b>	<b>10-21</b>	<b>1</b>	<b>235</b>

RUSHING NO.	YDS.	AVG.	LG	TD
Ameche	144	493	3.4	49
Moore	98	488	5.0	55t
Dupre	101	375	3.7	22
Unitas	42	171	4.1	24
Call	33	145	4.4	24
Shaw	5	30	6.0	11
Pricer	2	18	9.0	14
Womble	7	18	2.6	7
Myhra	1	1	1.0	1
Nyers	1	-4	-4.0	-4
<b>COLTS</b>	<b>434</b>	<b>1735</b>	<b>4.0</b>	<b>55t</b>
<b>OPPONENTS</b>	<b>375</b>	<b>1174</b>	<b>3.1</b>	<b>57</b>

RECEIVING NO.	YDS.	AVG.	LG	TD
Berry	47	800	17.0	67t
Moore	40	687	17.2	82t
Mutscheller	32	558	17.4	66t
Dupre	32	339	10.6	43
Ameche	15	137	9.1	40
Womble	7	69	9.9	37
Call	4	18	4.5	8
<b>COLTS</b>	<b>177</b>	<b>2608</b>	<b>14.7</b>	<b>82t</b>
<b>OPPONENTS</b>	<b>175</b>	<b>2548</b>	<b>14.6</b>	<b>75t</b>

INTERCEPTIONS NO.	YDS.	AVG.	LG	TD
Davis	10	219	21.9	75t
Rechichar	5	33	6.6	21
Nelson	5	29	5.8	13
Shinnick	2	31	15.5	22
Patera	1	16	16.0	16
DeCarlo	1	14	14.0	14
Taseff	1	7	7.0	7
Joyce	1	0	0.0	0
Moore	1	0	0.0	0
Thomas	1	0	0.0	0
<b>COLTS</b>	<b>28</b>	<b>349</b>	<b>12.5</b>	<b>75t</b>
<b>OPPONENTS</b>	<b>19</b>	<b>180</b>	<b>9.5</b>	<b>28</b>

PUNTING NO.	YDS.	AVG.	LG	BLK.
Davidson	47	1664	35.4	56
Rechichar	5	157	31.4	51
Dupre	3	75	25.0	38
<b>COLTS</b>	<b>55</b>	<b>1896</b>	<b>34.5</b>	<b>56</b>
<b>OPPONENTS</b>	<b>56</b>	<b>2380</b>	<b>42.5</b>	<b>76</b>

PUNT RETURNS NO.	YDS.	AVG.	LG	TD
Rechichar	22	71	3.2	22
Taseff	7	60	8.6	49
Moore	2	0	0.0	0
Shinnick	1	2	2.0	2
Davis	1	0	0.0	0
<b>COLTS</b>	<b>33</b>	<b>133</b>	<b>4.0</b>	<b>49</b>
<b>OPPONENTS</b>	<b>34</b>	<b>109</b>	<b>3.2</b>	<b>28</b>

KICKOFF RETURNS NO.	YDS.	AVG.	LG	TD
Nyers	17	350	20.6	46
Call	14	329	23.5	45
Davidson	5	79	15.8	21
Pricer	2	40	20.0	23
Owens	1	23	23.0	23
Myhra	1	19	19.0	19
Moore, H.	1	16	16.0	16
Rechichar	1	0	0.0	0
Moore, L.	0	92	0.0	92t
<b>COLTS</b>	<b>42</b>	<b>948</b>	<b>22.6</b>	<b>92t</b>
<b>OPPONENTS</b>	<b>49</b>	<b>1120</b>	<b>22.9</b>	<b>64</b>

### USUAL STARTERS PRO BOWLERS IN BOLDFACE

OFFENSE	DEFENSE
WR Raymond Berry	<b>LDE Gino Marchetti</b>
LT Jim Parker	<b>LDT Art Donovan</b>
LG Art Spinney	RDE Gene Lipscomb
C Buzz Nutter	RDE Don Joyce
RG Alex Sandusky	LLB Don Shinnick
RT George Preas	MLB Jack Patera
<b>TE Jim Mutscheller</b>	RLB Doug Eggers
RB Lenny Moore	LCB Carl Taseff
<b>QB John Unitas</b>	RCB Milt Davis
<b>RB Alan Ameche</b>	LS Andy Nelson
RB L.G. Dupre	<b>RS Bert Rechichar</b>

PASSING	ATT.	COMP.	YDS.	PCT.	AVG./ATT.	TD	TD%	INT.	INT%	LG	RATING
Unitas	301	172	2550	57.1	8.47	24	8.0	17	5.7	82t	88.0
Shaw	9	5	58	55.6	6.44	1	11.1	1	11.1	17t	72.7
Davidson	2	0	0	0.0	0.00	0	0.0	1	0.0	0	0.0
Moore	2	0	0	0.0	0.00	0	0.0	0	0.0	0	39.6
<b>COLTS</b>	<b>314</b>	<b>177</b>	<b>2608</b>	<b>56.4</b>	<b>8.31</b>	<b>25</b>	<b>8.0</b>	<b>19</b>	<b>6.1</b>	<b>82t</b>	<b>85.0</b>
<b>OPPONENTS</b>	<b>342</b>	<b>175</b>	<b>2548</b>	<b>51.2</b>	<b>7.45</b>	<b>19</b>	<b>5.6</b>	<b>28</b>	<b>8.2</b>	<b>75t</b>	<b>60.2</b>

# RECORDS



## 1958

### WORLD CHAMPIONS

RECORD: 9-3 COACH: WEBB EWBANK

FIRST – WESTERN CONFERENCE

HOME: 6-0 CONF: 8-2

AWAY: 3-3 NCONF: 1-1

#### PRESEASON (2-3-1)

DATE	RESULTS	OPPONENT	ATTENDANCE
8/16	L 28-30	@ Philadelphia	17,000
8/23	T 31-31	@ Chicago	14,000
8/29	L 7-27	WASHINGTON	18,131
9/6	L 10-13	@ Pittsburgh	10,000
9/14	W 27-21	GIANTS	11,111
9/21	W 42-21	@ NY Giants	18,747

#### REGULAR SEASON (9-3)

DATE	RESULTS	OPPONENT	ATTENDANCE
9/28	W 28-15	DETROIT	48,377
10/4	W 51-38	CHICAGO	52,622
10/12	W 24-17	Green Bay @ Milw.	24,553
10/19	W 40-14	@ Detroit	55,190
10/26	W 35-10	WASHINGTON	54,403
11/2	W 56-0	GREEN BAY	51,333
11/9	L 21-24	@ New York Giants	71,164
11/16	W 17-0	@ Chicago	48,664
11/23	W 34-7	LOS ANGELES RAMS	57,557
11/30	W 35-27	SAN FRANCISCO	57,557
12/6	L 28-30	@ Los Angeles Rams	100,202
12/14	L 12-21	@ San Francisco	53,334
<b>12/28</b>	<b>W 23-17OT</b>	<b>@ New York Giants</b>	<b>64,185</b>

#### TEAM STATISTICS

	COLTS	OPP
TOTAL FIRST DOWNS	253	188
Rushing	117	70
Passing	120	106
Penalty	16	12
TOTAL NET YARDS	4539	3284
Avg. Per Game	378.3	273.7
NET YARDS RUSHING	2127	1291
Avg. Per Game	177.3	107.6
Total Rushes	456	331
NET YARDS PASSING	2412	1993
Avg. Per Game	201.0	166.1
Tackled/Yards Lost	-125	-255
Gross Yards	2537	2248
Att./Completions	354/178	363/168
Completion Pct.	50.3	46.3
Had Intercepted	11	35
POINTS/AVERAGE	62/37.3	62/44.1
PENALTIES/YARDS	55/518	60/555
FUMBLES/BALL LOST	26/11	31/17
TOUCHDOWNS	53	27
Rushing	24	13
Passing	26	9
Defense/Kicking	1/2	3/2

#### SCORE BY PERIODS

	1	2	3	4	TOTAL
COLTS	92	93	63	133	381
OPPONENTS	41	66	65	31	203

SCORING	TDR	TDP	TDRT	PAT	FG	S	TP
Moore	7	7					84
Myhra				48-51	4-10		60
Ameche	8	1					54
Berry							54
Mutscheller	7						42
Lyles	1	1	2				24
Dupre	3						18
Unitas	3						18
Rechichar	1				1-4		9
Nelson			1				6
Pricer	1						6
Shaw	1				0-1		6
<b>COLTS</b>	<b>24</b>	<b>26</b>	<b>3</b>	<b>48-52</b>	<b>5-14</b>	<b>0</b>	<b>381</b>
<b>OPPONENTS</b>	<b>13</b>	<b>9</b>	<b>5</b>	<b>23-27</b>	<b>6-17</b>	<b>0</b>	<b>203</b>

#### RUSHING

	NO.	YDS.	AVG.	LG	TD
Ameche	171	791	4.6	28	8
Moore	82	598	7.3	73t	7
Dupre	95	390	4.1	39	3
Call	37	154	4.2	35	0
Unitas	33	139	4.2	28	3
Lyles	22	41	1.7	27t	1
Pricer	10	26	2.6	4	1
Shaw	5	3	0.6	3	1
Brown	1	9	9.0	9	0
<b>COLTS</b>	<b>456</b>	<b>2127</b>	<b>4.7</b>	<b>73t</b>	<b>24</b>
<b>OPPONENTS</b>	<b>331</b>	<b>1291</b>	<b>3.9</b>	<b>28</b>	<b>13</b>

#### RECEIVING

	NO.	YDS.	AVG.	LG	TD
Berry	56	794	14.2	54	9
Moore	50	938	18.8	77t	7
Mutscheller	28	504	18.0	54t	7
Dupre	13	111	8.5	22	0
Ameche	13	81	6.2	18	1
Lyles	5	24	4.8	11	1
Rechichar	4	34	8.5	12	1
Call	4	28	7.0	12	0
Pricer	3	14	4.7	6	0
DeCarlo	1	10	10.0	10	0
Pellington	1	-1	-1.0	-1	0
<b>COLTS</b>	<b>178</b>	<b>2537</b>	<b>14.3</b>	<b>77t</b>	<b>26</b>
<b>OPPONENTS</b>	<b>168</b>	<b>2248</b>	<b>13.4</b>	<b>69t</b>	<b>9</b>

#### INTERCEPTIONS

	NO.	YDS.	AVG.	LG	TD
Nelson	8	199	21.9	69	1
Brown	8	149	6.6	30	0
Taseff	7	52	5.8	17	0
Pellington	4	44	15.5	21	0
Davis	4	40	16.0	28	0
Shinnick	3	23	14.0	16	0
Sanford	1	7	7.0	7	0
<b>COLTS</b>	<b>35</b>	<b>514</b>	<b>14.7</b>	<b>69</b>	<b>1</b>
<b>OPPONENTS</b>	<b>11</b>	<b>169</b>	<b>15.4</b>	<b>44t</b>	<b>3</b>

PUNTING	NO.	YDS.	AVG.	LG	BLK.
Brown	41	1635	39.9	60	0
Horn	19	617	32.5	48	0
Stone	1	28	28.0	28	0
Dupre	1	-4	-4.0	-4	0
<b>COLTS</b>	<b>62</b>	<b>2276</b>	<b>36.7</b>	<b>60</b>	<b>0</b>
<b>OPPONENTS</b>	<b>62</b>	<b>2736</b>	<b>44.1</b>	<b>60</b>	<b>0</b>

PUNT RETURNS	NO.	YDS.	AVG.	LG	TD
Taseff	29	196	6.8	33	0
Rechichar	7	29	4.1	11	0
Moore	2	11	5.5	11	0
Simpson	1	1	1.0	1	0
<b>COLTS</b>	<b>39</b>	<b>237</b>	<b>6.1</b>	<b>33</b>	<b>0</b>
<b>OPPONENTS</b>	<b>40</b>	<b>176</b>	<b>4.4</b>	<b>71t</b>	<b>1</b>

#### KICKOFF RETURNS

	NO.	YDS.	AVG.	LG	TD
Lyles	11	398	36.2	103t	2
Pricer	9	168	18.7	28t	0
Moore	4	91	22.8	25t	0
Simpson	3	59	19.7	24t	0
Rechichar	3	50	16.7	22t	0
Call	2	48	24.0	26t	0
Taseff	1	50	50.0	50t	0
DeCarlo	1	0	0.0	0t	0
<b>COLTS</b>	<b>34</b>	<b>864</b>	<b>25.4</b>	<b>103t</b>	<b>2</b>
<b>OPPONENTS</b>	<b>43</b>	<b>1241</b>	<b>28.9</b>	<b>99t</b>	<b>1</b>

#### USUAL STARTERS PRO BOWLERS IN BOLDFACE

OFFENSE	DEFENSE
<b>WR Raymond Berry</b>	<b>LDE Gino Marchetti</b>
<b>LT Jim Parker</b>	<b>LDT Art Donovan</b>
<b>LG Art Spinney</b>	<b>RDT Gene Lipscomb</b>
<b>C Buzz Nutter</b>	<b>RDE Don Joyce</b>
<b>RG Alex Sandusky</b>	<b>LLB Leo Sanford</b>
<b>RT George Preas</b>	<b>MLB Bill Pellington</b>
<b>TE Jim Mutscheller</b>	<b>RLB Don Shinnick</b>
<b>WR Lenny Moore</b>	<b>LCB Carl Taseff</b>
<b>QB John Unitas</b>	<b>RCB Milt Davis</b>
<b>RB Alan Ameche</b>	<b>LS Andy Nelson</b>
<b>RB L.G. Dupre</b>	<b>RS Ray Brown</b>

PASSING	ATT.	COMP.	YDS.	PCT.	AVG./ATT.	TD	TD%	INT.	INT%	LG	RATING
Unitas	263	136	2007	51.7	7.63	19	7.2	7	2.7	77t	90.0
Shaw	89	41	531	46.1	5.97	7	7.9	4	4.5	57t	72.8
Brown	2	1	-1	50.0	-0.50	0	0.0	0	0.0	-1	56.3
<b>COLTS</b>	<b>354</b>	<b>178</b>	<b>2537</b>	<b>50.3</b>	<b>7.17</b>	<b>26</b>	<b>7.3</b>	<b>11</b>	<b>3.1</b>	<b>77t</b>	<b>85.4</b>
<b>OPPONENTS</b>	<b>363</b>	<b>168</b>	<b>2248</b>	<b>46.3</b>	<b>6.19</b>	<b>9</b>	<b>2.5</b>	<b>35</b>	<b>9.6</b>	<b>69t</b>	<b>35.1</b>

# RECORDS



## 1959

### WORLD CHAMPIONS

#### RECORD: 9-3 COACH: WEBB EWBANK

#### FIRST – WESTERN CONFERENCE

#### HOME: 4-2 CONF: 9-1

#### AWAY: 5-1 NCONF: 0-2

PRESEASON (4-2)			
DATE	RESULTS	OPPONENT	ATTENDANCE
8/14	W 29-0	vs. College All-Stars	70,000
8/21	W 28-3	@ NY Giants	55,000
8/28	W 23-10	WASHINGTON	22,409
9/4	W 30-21	@ Pittsburgh	39,555
9/13	L 13-35	@ Philadelphia	15,928
9/20	L 17-31	@ Chicago	16,671

REGULAR SEASON (9-3)			
DATE	RESULTS	OPPONENT	ATTENDANCE
9/27	W 21-9	DETROIT	55,588
10/3	L 21-26	CHICAGO	57,557
10/11	W 31-24	@ Detroit	54,197
10/18	W 21-7	@ Chicago	48,430
10/25	W 38-21	GREEN BAY	57,557
11/1	L 31-38	CLEVELAND	57,557
11/8	L 24-27	@ Washington	32,773
11/15	W 28-24	Green Bay @ Milw.	25,521
11/22	W 45-14	SAN FRANCISCO	57,557
11/29	W 35-21	LOS ANGELES RAMS	57,557
12/5	W 34-14	@ San Francisco	59,075
12/12	W 45-26	@ Los Angeles Rams	65,528
<b>12/27</b>	<b>W 31-16</b>	<b>NEW YORK GIANTS</b>	<b>57,545</b>

TEAM STATISTICS		COLTS	OPP
TOTAL FIRST DOWNS		267	195
Rushing		95	65
Passing		148	118
Penalty		24	12
TOTAL NET YARDS		4458	3899
Avg. Per Game		371.5	324.9
NET YARDS RUSHING		1705	1557
Avg. Per Game		142.1	129.7
Total Rushes		435	325
NET YARDS PASSING		2753	2342
Avg. Per Game		229.4	195.2
Tackled/Yards Lost		-185	-155
Gross Yards		2938	2497
Att./Completions		375/196	351/171
Completion Pct.		52.3	48.7
Had Intercepted		14	40
PUNTS/AVERAGE		53/41.9	50/44.7
PENALTIES/YARDS		56/634	65/610
FUMBLES/BALL LOST		22/9	18/9
TOUCHDOWNS		51	31
Rushing		13	16
Passing		33	13
Defense/Kicking		4/1	2/0

SCORE BY PERIODS	1	2	3	4	TOTAL
COLTS	55	94	83	142	374
OPPONENTS	31	90	85	45	251

SCORING	TDR	TDP	TDRT	PAT	FG	S	TP
Berry		14					84
Myhra				50-51	6-17		68
Ameche	7	1					48
Moore	2	6					48
Mutscheller			8				48
Richardson			3				18
Sommer	2						12
Unitas	2						12
Davis			1				6
Dupre	1						6
Nelson			1				6
Pellington			1				6
Szymanski			1				6
Taseff			1				6
Rechichar					0-1		0
<b>COLTS</b>	<b>13</b>	<b>33</b>	<b>5</b>	<b>50-51</b>	<b>6-18</b>	<b>0</b>	<b>374</b>
<b>OPPONENTS</b>	<b>16</b>	<b>13</b>	<b>2</b>	<b>29-31</b>	<b>12-22</b>	<b>0</b>	<b>251</b>

RUSHING	NO.	YDS.	AVG.	LG	TD
Ameche	178	679	3.8	26	7
Moore	92	422	4.6	31t	2
Sommer	61	227	3.7	53t	2
Unitas	29	145	5.0	21	2
Pricer	34	128	3.8	16	0
Dupre	23	54	2.4	21	0
Hawkins	12	44	3.7	11	0
Brown	2	4	2.0	3	0
Lewis	4	2	0.5	2	0
<b>COLTS</b>	<b>435</b>	<b>1705</b>	<b>3.9</b>	<b>53t</b>	<b>13</b>
<b>OPPONENTS</b>	<b>325</b>	<b>1557</b>	<b>4.8</b>	<b>70t</b>	<b>16</b>

RECEIVING	NO.	YDS.	AVG.	LG	TD
Berry	66	959	14.5	55t	14
Moore	47	846	18.0	71	6
Mutscheller	44	699	15.9	40t	8
Ameche	13	129	9.9	30	1
Sommer	7	111	15.7	56	0
Richardson	7	81	11.6	15	3
Dupre	6	47	7.8	18	1
Lewis	3	54	18.0	25	0
Pricer	2	3	1.5	4	0
Sherer	1	9	9.0	9	0
<b>COLTS</b>	<b>196</b>	<b>2938</b>	<b>15.0</b>	<b>71</b>	<b>33</b>
<b>OPPONENTS</b>	<b>171</b>	<b>2497</b>	<b>14.6</b>	<b>81t</b>	<b>13</b>

INTERCEPTIONS	NO.	YDS.	AVG.	LG	TD
Davis	7	119	17.0	57t	1
Shinnick	7	70	10.0	23	0
Nelson	6	33	5.5	33t	1
Brown	5	89	17.8	44	0
Szymanski	5	24	4.8	15t	1
Pellington	4	99	24.8	30t	1
Taseff	2	60	30.0	33	0
Lipscomb	1	49	49.0	49	0
Matuszak	1	23	23.0	23	0
Sample	1	10	10.0	10	0
Marchetti	1	1	0.0	0	0
<b>COLTS</b>	<b>40</b>	<b>577</b>	<b>14.4</b>	<b>57t</b>	<b>4</b>
<b>OPPONENTS</b>	<b>14</b>	<b>199</b>	<b>14.2</b>	<b>37</b>	<b>2</b>

PUNTING	NO.	YDS.	AVG.	LG	BLK.
Sherer	51	2132	41.8	60	0
Brown	2	89	44.5	55	0
<b>COLTS</b>	<b>53</b>	<b>2221</b>	<b>41.9</b>	<b>60</b>	<b>0</b>
<b>OPPONENTS</b>	<b>50</b>	<b>2236</b>	<b>44.7</b>	<b>60</b>	<b>0</b>

PUNT RETURNS	NO.	YDS.	AVG.	LG	TD
Sample	22	129	5.8	25	0
Taseff	15	104	6.9	25	0
Shinnick	1	0	0.0	0	0
<b>COLTS</b>	<b>38</b>	<b>233</b>	<b>6.1</b>	<b>25</b>	<b>0</b>
<b>OPPONENTS</b>	<b>33</b>	<b>120</b>	<b>3.6</b>	<b>30</b>	<b>0</b>

KICKOFF RETURNS	NO.	YDS.	AVG.	LG	TD
Sample	17	457	26.9	80	0
Sommer	8	166	20.8	25	0
Pricer	6	66	11.0	25	0
Rechichar	2	39	19.5	27	0
Lewis	2	31	15.5	23	0
Hawkins	1	21	21.0	21	0
Plunkett	1	12	12.0	12	0
Davis	1	0	0.0	0	0
<b>COLTS</b>	<b>38</b>	<b>792</b>	<b>20.8</b>	<b>80</b>	<b>0</b>
<b>OPPONENTS</b>	<b>46</b>	<b>950</b>	<b>20.7</b>	<b>42</b>	<b>0</b>

### USUAL STARTERS PRO BOWLERS IN BOLDFACE

OFFENSE		DEFENSE	
<b>WR</b> Raymond Berry	<b>LDE</b> Gino Marchetti		
<b>LT</b> Jim Parker	LDT Art Donovan		
<b>LG</b> Art Spinney	<b>RDT</b> Gene Lipscomb		
C Buzz Nutter	RDE Don Joyce		
RG Alex Sandusky	LLB Bill Pellington		
RT George Preas	MLB Dick Szymanski		
TE Jim Mutscheller	RLB Don Shinnick		
<b>WR</b> Lenny Moore	LCB Carl Taseff		
<b>QB</b> John Unitas	RCB Milt Davis		
RB Alan Ameche	LS Andy Nelson		
RB Mike Sommer	RS John Sample		

PASSING	ATT.	COMP.	YDS.	PCT.	AVG./ATT.	TD	TD%	INT.	INT%	LG	RATING
Unitas	367	193	2899	52.6	7.90	32	8.7	14	3.8	71t	92.0
Brown	4	1	14	25.0	3.50	0	0.0	0	0.0	14t	41.7
Moore	3	2	25	66.7	8.33	1	33.3	0	0.0	13t	132.0
Dupre	1	0	0	0.0	0.00	0	0.0	0	0.0	0	39.6
<b>COLTS</b>	<b>375</b>	<b>196</b>	<b>2938</b>	<b>52.3</b>	<b>7.83</b>	<b>33</b>	<b>8.8</b>	<b>14</b>	<b>3.7</b>	<b>71t</b>	<b>92.1</b>
<b>OPPONENTS</b>	<b>351</b>	<b>171</b>	<b>2497</b>	<b>48.7</b>	<b>7.11</b>	<b>13</b>	<b>3.7</b>	<b>40</b>	<b>11.1</b>	<b>81t</b>	<b>45.1</b>

# RECORDS



## 1960

RECORD: 6-6 COACH: WEEB EW BANK  
FOURTH – WESTERN CONFERENCE

HOME: 4-2 CONF: 5-6  
AWAY: 2-4 NCONF: 1-0

### PRESEASON (3-3)

DATE	RESULTS	OPPONENT	ATTENDANCE
8/12	W 32-7	vs. College All Stars	70,000
8/19	W 14-10	@ Dallas	40,000
8/26	L 21-31	@ St. Louis	14,000
9/2	L 28-34	@ Pittsburgh	33,265
9/12	W 30-7	WASHINGTON	6,218
9/17	L 21-35	@ Philadelphia	20,125

### REGULAR SEASON (6-6)

DATE	RESULTS	OPPONENT	ATTENDANCE
9/25	W 20-0	WASHINGTON	53,818
10/2	W 42-7	CHICAGO	57,808
10/9	L 21-35	@ Green Bay	32,150
10/16	W 31-17	LOS ANGELES RAMS	57,808
10/23	L 17-30	@ Detroit	53,854
10/30	W 45-7	@ Dallas	25,500
11/6	W 38-24	GREEN BAY	57,808
11/13	W 24-20	@ Chicago	48,713
11/27	L 22-30	SAN FRANCISCO	57,808
12/4	L 15-20	DETROIT	57,808
12/11	L 3-10	@ Los Angeles Rams	75,461
12/18	L 10-34	@ San Francisco	57,269

### TEAM STATISTICS

	COLTS	OPP
TOTAL FIRST DOWNS	227	195
Rushing	64	86
Passing	143	98
Penalty	20	11
TOTAL NET YARDS	4245	3317
Avg. Per Game	353.8	276.4
NET YARDS RUSHING	1289	1591
Avg. Per Game	107.4	132.6
Total Rushes	345	379
NET YARDS PASSING	2956	1726
Avg. Per Game	246.3	143.8
Tackled/Yards Lost	-208	-342
Gross Yards	3164	2068
Att./Completions	392/196	290/144
Completion Pct.	50.0	48.3
Had Intercepted	24	30
PUNTS/AVERAGE	52/38.5	54/46.4
PENALTIES/YARDS	51/504	59/538
RUMBLES/BALL LOST	24/12	20/9
TOUCHDOWNS	37	27
Rushing	10	17
Passing	26	8
Defense/Kicking	0/1	1/1

### SCORE BY PERIODS

	1	2	3	4	TOTAL
COLTS	53	123	44	68	288
OPPONENTS	23	48	62	101	234

SCORING	TDR	TDP	TDRT	PAT	FG	S	TP
Moore	4	9					78
Myhra				35-37	9-19		62
Berry			10				60
Hawkins	2	3					30
Ameche	3						18
Mutscheller	2						12
Pricer	1	1					12
Richardson	1						6
Sample			1				6
Lipscomb					1		2
Shields					1		2
<b>COLTS</b>	<b>10</b>	<b>26</b>	<b>1</b>	<b>35-37</b>	<b>9-19</b>	<b>2</b>	<b>288</b>
<b>OPPONENTS</b>	<b>17</b>	<b>8</b>	<b>2</b>	<b>27-27</b>	<b>15-30</b>	<b>0</b>	<b>234</b>

RUSHING NO.	YDS.	AVG.	LG	TD
Moore	91	374	4.1	57t
Hawkins	76	267	3.5	17
Ameche	80	263	3.3	16
Unitas	36	195	5.4	27
Pricer	46	131	2.9	11
Brown	2	25	12.5	23
Welch	5	23	4.6	7
Sample	1	7	7.0	7
Taseff	4	3	0.8	4
Kovac	4	1	0.3	5
<b>COLTS</b>	<b>345</b>	<b>1289</b>	<b>3.7</b>	<b>57t</b>
<b>OPPONENTS</b>	<b>379</b>	<b>1591</b>	<b>4.2</b>	<b>66t</b>

RECEIVING NO.	YDS.	AVG.	LG	TD
Berry	74	1298	17.5	70t
Moore	45	936	20.8	80t
Hawkins	25	280	11.2	49
Mutscheller	18	271	15.1	43t
DeCarlo	8	116	14.5	22
Richardson	8	90	11.3	23
Pricer	8	77	9.6	21
Ameche	7	56	8.0	19
Kovac	2	27	13.5	25
Taseff	1	13	13.0	13
<b>COLTS</b>	<b>196</b>	<b>3164</b>	<b>16.1</b>	<b>80t</b>
<b>OPPONENTS</b>	<b>144</b>	<b>2068</b>	<b>14.4</b>	<b>65t</b>

INTERCEPTIONS NO.	YDS.	AVG.	LG	TD
Boyd	7	132	18.9	74
Nelson	6	47	7.8	22
Davis	6	32	5.3	19
Shinnick	5	40	8.0	11
Sample	4	27	6.8	18
Szymanski	1	15	15.0	15
Pellington	1	4	4.0	4
<b>COLTS</b>	<b>30</b>	<b>297</b>	<b>9.9</b>	<b>74</b>
<b>OPPONENTS</b>	<b>24</b>	<b>272</b>	<b>11.3</b>	<b>80t</b>

PUNTING NO.	YDS.	AVG.	LG	BLK.
Brown	52	2001	38.5	55
<b>COLTS</b>	<b>52</b>	<b>2001</b>	<b>38.5</b>	<b>55</b>
<b>OPPONENTS</b>	<b>54</b>	<b>2506</b>	<b>46.4</b>	<b>62</b>

PUNT RETURNS NO.	YDS.	AVG.	LG	TD
Sample	14	101	7.2	26
Taseff	6	25	4.2	7
Nelson	3	1	0.3	1
<b>COLTS</b>	<b>23</b>	<b>127</b>	<b>5.5</b>	<b>26</b>
<b>OPPONENTS</b>	<b>15</b>	<b>48</b>	<b>3.2</b>	<b>10</b>

KICKOFF RETURNS NO.	YDS.	AVG.	LG	TD
Sample	18	519	28.8	94t
Taseff	14	291	20.8	30
Pricer	6	88	14.7	17
Welch	4	80	20.0	28
Pellington	2	11	5.5	9
Moore	1	23	23.0	23
Sommer	1	10	10.0	10
Kovac	1	8	8.0	8
<b>COLTS</b>	<b>47</b>	<b>1030</b>	<b>21.9</b>	<b>94t</b>
<b>OPPONENTS</b>	<b>44</b>	<b>1253</b>	<b>28.5</b>	<b>97t</b>

### USUAL STARTERS PRO BOWLERS IN BOLDFACE

OFFENSE	DEFENSE
<b>WR</b> Raymond Berry	<b>LDE</b> Gino Marchetti
<b>LT</b> Jim Parker	LDT Art Donovan
<b>LG</b> Art Spinney	RDE Gene Lipscomb
C Buzz Nutter	RDE Ordeil Braese
RG Alex Sandusky	LLB Bill Pellington
RT George Preas	MLB Dick Szymanski
TE Jim Mutscheller	RLB Don Shinnick
<b>WR</b> Lenny Moore	LCB Bob Boyd
<b>QB</b> John Unitas	RCB Milt Davis
RB Alan Ameche	<b>LS</b> Andy Nelson
RB Alex Hawkins	RS John Sample

PASSING	ATT.	COMP.	YDS.	PCT.	AVG./ATT.	TD	TD%	INT.	INT%	LG	RATING
Unitas	378	190	3099	50.3	8.20	25	6.6	24	6.4	80t	73.7
Brown	13	6	65	46.2	5.00	1	7.7	0	0.0	21t	87.0
Moore	1	0	0	0.0	0.00	0	0.0	0	0.0	0	39.6
<b>COLTS</b>	<b>392</b>	<b>196</b>	<b>3164</b>	<b>50.0</b>	<b>8.07</b>	<b>26</b>	<b>6.6</b>	<b>24</b>	<b>6.1</b>	<b>80t</b>	<b>74.0</b>
<b>OPPONENTS</b>	<b>298</b>	<b>144</b>	<b>2068</b>	<b>48.3</b>	<b>6.94</b>	<b>8</b>	<b>2.7</b>	<b>30</b>	<b>10.1</b>	<b>65t</b>	<b>40.6</b>

# RECORDS



## 1961

RECORD: 8-6 COACH: WEEB EWBANK

THIRD – WESTERN CONFERENCE

HOME: 5-2 CONF: 6-6  
AWAY: 3-4 NCONF: 2-0

PRESEASON (3-2)			
DATE	RESULTS	OPPONENT	ATTENDANCE
8/12	L 20-24	@ Pittsburgh	15,000
8/18	W 13-3	MINNESOTA	10,203
8/26	W 41-7	@ Washington	20,302
9/1	L 24-35	@ Dallas	19,000
9/10	W 49-20	@ NY Giants	50,787

REGULAR SEASON (8-6)			
DATE	RESULTS	OPPONENT	ATTENDANCE
9/17	W 27-24	LOS ANGELES RAMS	54,259
9/24	L 15-16	DETROIT	54,259
10/1	W 34-33	MINNESOTA	54,259
10/8	L 7-45	@ Green Bay	38,669
10/15	L 10-24	@ Chicago	48,719
10/22	W 17-14	@ Detroit	53,016
10/29	L 20-21	CHICAGO	57,641
11/5	W 45-21	GREEN BAY	57,641
11/12	L 20-28	@ Minnesota	38,010
11/19	W 16-0	ST. LOUIS	56,112
11/26	W 27-6	@ Washington	41,062
12/3	W 20-17	SAN FRANCISCO	57,641
12/9	L 17-34	@ Los Angeles Rams	41,268
12/16	W 27-24	@ San Francisco	45,517

TEAM STATISTICS		
	COLTS	OPP
TOTAL FIRST DOWNS	274	232
Rushing	124	108
Passing	135	110
Penalty	15	14
TOTAL NET YARDS	4922	3782
Avg. Per Game	351.6	270.1
NET YARDS RUSHING	2119	1869
Avg. Per Game	151.4	133.5
Total Rushes	456	418
NET YARDS PASSING	2803	1913
Avg. Per Game	200.2	136.6
Tackled/Yards Lost	-215	-407
Gross Yards	3018	2320
Att./Completions	438/232	351/161
Completion Pct.	53.0	46.0
Had Intercepted	29	16
PUNTS/AVERAGE	42/43.0	64/41.4
PENALTIES/YARDS	69/589	66/547
FUMBLES/BALL LOST	21/13	19/8
TOUCHDOWNS	34	37
Rushing	17	17
Passing	17	18
Defense/Kicking	0/0	1/1

SCORE BY PERIODS					
	1	2	3	4	TOTAL
COLTS	72	101	63	66	302
OPPONENTS	57	68	92	90	307

SCORING	TDR	TDP	TDRT	PAT	FG	S	TP
Myhra				33-34	21-39		96
Moore	7	8					90
Hawkins	4	1					30
Orr	4	1					24
Perry	3	1					24
Mutscheller	2						12
Unitas	2						12
Smolinski	1						6
Welch	1						6
Marchetti						1	2
<b>COLTS</b>	<b>17</b>	<b>17</b>	<b>0</b>	<b>33-34</b>	<b>21-39</b>	<b>1</b>	<b>302</b>
<b>OPPONENTS</b>	<b>17</b>	<b>18</b>	<b>2</b>	<b>37-37</b>	<b>16-26</b>	<b>0</b>	<b>307</b>

RUSHING	NO.	YDS.	AVG.	LG	TD
Perry	168	675	4.0	27	3
Moore	92	648	7.0	54t	7
Hawkins	86	379	4.4	39	4
Unitas	54	190	3.5	18	2
Smolinski	31	98	3.2	14	0
Welch	1	60	60.0	60t	1
Matte	13	54	4.2	11	0
Sommer	6	10	1.7	9	0
Hill	1	4	4.0	4	0
McHan	4	1	0.3	7	0
<b>COLTS</b>	<b>456</b>	<b>2119</b>	<b>4.6</b>	<b>60</b>	<b>17</b>
<b>OPPONENTS</b>	<b>418</b>	<b>1869</b>	<b>4.5</b>	<b>54t</b>	<b>17</b>

RECEIVING	NO.	YDS.	AVG.	LG	TD
Berry	75	873	11.6	44	0
Moore	49	728	14.9	72t	8
Perry	34	322	9.5	27	1
Mutscheller	20	370	18.5	45	2
Hawkins	20	158	7.9	22	1
Orr	18	357	19.8	64	4
Smolinski	9	100	11.1	25	1
Mackey	4	66	16.5	19	0
Sommer	1	31	31.0	31	0
Matte	1	8	8.0	8	0
Szymanski	1	5	5.0	5	0
<b>COLTS</b>	<b>232</b>	<b>3018</b>	<b>13.0</b>	<b>72t</b>	<b>17</b>
<b>OPPONENTS</b>	<b>161</b>	<b>2320</b>	<b>14.4</b>	<b>84t</b>	<b>18</b>

INTERCEPTIONS	NO.	YDS.	AVG.	LG	TD
Glick	4	18	4.5	10	0
Harrison	3	43	14.3	27	0
Pellington	3	9	3.0	4	0
Shinnick	2	15	7.5	15	0
Boyd	2	0	0.0	0	0
Burkett	1	23	23.0	23	0
Taseff	1	15	15.0	15	0
<b>COLTS</b>	<b>16</b>	<b>123</b>	<b>7.7</b>	<b>27</b>	<b>0</b>
<b>OPPONENTS</b>	<b>29</b>	<b>406</b>	<b>14.0</b>	<b>41t</b>	<b>1</b>

PUNTING	NO.	YDS.	AVG.	LG	BLK.
Gilburg	42	1804	43.0	61	0
<b>COLTS</b>	<b>42</b>	<b>1804</b>	<b>43.0</b>	<b>61</b>	<b>0</b>
<b>OPPONENTS</b>	<b>64</b>	<b>2648</b>	<b>41.4</b>	<b>67</b>	<b>0</b>

PUNT RETURNS	NO.	YDS.	AVG.	LG	TD
Boyd	18	173	9.6	46	0
Taseff	5	39	7.8	23	0
Hawkins	4	20	5.0	9	0
Nelson	4	19	4.8	12	0
Harrison	1	16	16.0	16	0
Smolinski	1	2	2.0	2	0
<b>COLTS</b>	<b>33</b>	<b>269</b>	<b>8.2</b>	<b>46</b>	<b>0</b>
<b>OPPONENTS</b>	<b>18</b>	<b>248</b>	<b>13.8</b>	<b>72t</b>	<b>1</b>

KICKOFF RETURNS	NO.	YDS.	AVG.	LG	TD
Lyles	28	672	24.0	64	0
Harrison	11	250	22.7	34	0
Welch	5	146	29.2	50	0
Smolinski	3	27	9.0	23	0
Matte	2	50	25.0	30	0
Lewis	1	14	14.0	14	0
Matuszak	1	14	14.0	14	0
Mackey	1	6	6.0	6	0
Gregory	1	3	3.0	3	0
<b>COLTS</b>	<b>53</b>	<b>1182</b>	<b>22.3</b>	<b>64</b>	<b>0</b>
<b>OPPONENTS</b>	<b>57</b>	<b>1552</b>	<b>27.2</b>	<b>55</b>	<b>0</b>

### USUAL STARTERS PRO BOWLERS IN BOLDFACE

OFFENSE		DEFENSE	
<b>WR Raymond Berry</b>	<b>LDE Gino Marchetti</b>	<b>LTD Art Donovan</b>	<b>RDE Ordell Braase</b>
<b>LT Jim Parker</b>	<b>RDT Billy Ray Smith</b>	<b>LLB Bill Pellington</b>	<b>MLB Jack Burkett</b>
<b>LG Palmer Pyle</b>	<b>RLB Don Shinnick</b>	<b>LCB Bob Boyd</b>	<b>RCB Gary Glick</b>
<b>C Dick Szymanski</b>	<b>RS Bob Harrison</b>		
<b>RG Alex Sandusky</b>			
<b>RT George Preas</b>			
<b>TE Jim Mutscheller</b>			
<b>WR Lenny Moore</b>			
<b>QB John Unitas</b>			
<b>RB Joe Perry</b>			
<b>RB Alex Hawkins</b>			

PASSING	ATT.	COMP.	YDS.	PCT.	AVG./ATT.	TD	TD%	INT.	INT%	LG	RATING
Unitas	420	229	2990	54.5	7.12	16	3.8	24	5.7	72t	66.1
McHan	15	3	28	20.0	1.87	1	6.7	4	26.7	17t	22.2
Moore	2	0	0	0.0	0.00	0	0.0	1	50.0	0	0.0
Boyd	1	0	0	0.0	0.00	0	0.0	0	0.0	0	39.6
<b>COLTS</b>	<b>438</b>	<b>232</b>	<b>3018</b>	<b>53.0</b>	<b>6.89</b>	<b>17</b>	<b>3.9</b>	<b>29</b>	<b>6.6</b>	<b>72t</b>	<b>60.3</b>
<b>OPPONENTS</b>	<b>351</b>	<b>161</b>	<b>2320</b>	<b>46.0</b>	<b>6.61</b>	<b>18</b>	<b>5.1</b>	<b>16</b>	<b>4.6</b>	<b>84t</b>	<b>65.9</b>

# RECORDS



## 1962

**RECORD: 7-7 COACH: WEEB EW BANK**  
**FOURTH – WESTERN CONFERENCE**

**HOME: 3-4 CONF: 5-7**  
**AWAY: 4-3 NCONF: 2-0**

### PRESEASON (3-2)

DATE	RESULTS	OPPONENT	ATTENDANCE
8/11	W 56-28	@ Philadelphia	18,530
8/16	W 34-14	@ Washington	25,632
8/25	W 24-10	@ Dallas	14,000
9/2	L 13-24	@ Minnesota	29,544
9/9	L 9-20	@ Pittsburgh	8,962

### REGULAR SEASON (7-7)

DATE	RESULTS	OPPONENT	ATTENDANCE
9/16	W 30-27	LOS ANGELES RAMS	54,796
9/23	W 34-7	@ Minnesota	30,787
9/30	L 20-29	DETROIT	57,966
10/7	L 13-21	SAN FRANCISCO	54,158
10/14	W 36-14	@ Cleveland	80,132
10/21	L 15-35	@ Chicago	49,066
10/28	L 6-17	GREEN BAY	57,966
11/4	W 22-3	@ San Francisco	44,875
11/11	W 14-2	@ Los Angeles Rams	39,502
11/18	L 13-17	@ Green Bay	38,669
11/25	L 0-57	CHICAGO	56,164
12/2	L 14-21	@ Detroit	53,012
12/8	W 34-21	WASHINGTON	56,964
12/16	W 42-17	MINNESOTA	53,645

TEAM STATISTICS	COLTS	OPP
TOTAL RUSHING DOWNS	251	226
Rushing	94	91
Passing	145	119
Penalty	12	16
TOTAL NET YARDS	4666	4123
Avg. Per Game	333.3	294.5
NET YARDS RUSHING	1601	1504
Avg. Per Game	114.4	107.4
Total Rushes	448	423
NET YARDS PASSING	3065	2619
Avg. Per Game	218.9	187.1
Tackled/Yards Lost	-265	-356
Gross Yards	3330	2975
Att./Completions	423/237	381/206
Completion Pct.	56.0	54.1
Had Intercepted	25	23
PUNTS/AVERAGE	58/41.5	67/42.7
PENALTIES/YARDS	63/675	71/792
FUMBLES/BALL LOST	26/19	32/19
TOUCHDOWNS	37	37
Rushing	9	17
Passing	27	19
Defense/Kicking	1/0	0/1

SCORE BY PERIODS	1	2	3	4	TOTAL
COLTS	62	60	42	129	293
OPPONENTS	55	59	64	110	288

SCORING	TDR	TDP	TDRT	PAT	FG	S	P
Bielski	2				25-28	11-25	70
Orr	11						66
Mackey	4						24
Hawkins	4						24
Moore	2	2					24
Matte	2	1					18
Berry		3					18
Owens		2					12
Smolinski	1	1					12
Harris				6-9	1-3		9
Braase				1			6
Turner			1				6
Saul						1	2
TEAM						1	2
COLTS	9	27	1	31-37	12-28	2	293
OPPONENTS	17	19	1	35-37	9-22	2	288

RUSHING	NO.	YDS.	AVG.	LG	TD
Moore	106	470	4.4	25	2
Perry	94	359	3.8	21	0
Smolinski	85	265	3.1	11	1
Matte	74	226	3.1	29	2
Unitas	50	137	2.7	25	0
Hawkins	29	87	3.0	13t	4
Turner	1	17	17.0	17	0
Orr	1	14	14.0	14	0
Boyd	2	13	6.5	15	0
Clemens	2	9	4.5	6	0
McHan	4	4	1.0	5	0
COLTS	448	1601	3.6	29	9
OPPONENTS	423	1504	3.6	45t	17

RECEIVING	NO.	YDS.	AVG.	LG	TD
Orr	55	974	17.7	80t	11
Berry	51	687	13.5	37	3
Mackey	25	396	15.8	57	4
Owens	25	307	12.3	26	2
Perry	22	194	8.8	32	0
Moore	18	215	11.9	80	2
Bielski	15	200	13.3	22	2
Smolinski	13	128	9.9	33t	1
Matte	8	81	10.1	22	1
Hawkins	4	37	9.3	14	0
Turner	1	111	111.0	74t	1
COLTS	237	3330	14.1	80t	27
OPPONENTS	206	2975	14.4	85t	19

INTERCEPTIONS	NO.	YDS.	AVG.	LG	TD
Boyd	7	163	23.3	38	0
Shinnick	5	16	3.3	9	0
Nelson	4	20	5.0	10	0
Harris	2	52	26.0	38	0
Pellington	2	29	14.5	21	0
Burkett	2	21	10.5	12	0
Welch	1	30	30.0	30	0
COLTS	23	331	14.4	38	0
OPPONENTS	25	386	15.4	40	0

PUNTING	NO.	YDS.	AVG.	LG	BLK.
Gilburg	57	2384	41.8	62	0
McHan	1	22	22.0	22	0
COLTS	58	2406	41.5	62	0
OPPONENTS	67	2861	42.7	64	0

PUNT RETURNS	NO.	YDS.	AVG.	LG	TD
Hawkins	11	42	3.8	12	0
Turner	10	95	9.5	43	0
Harris	8	61	7.6	21	0
Boyd	3	23	7.7	23	0
Nelson	2	22	11.0	14	0
Shinnick	0	29	0.0	29	0
COLTS	34	272	8.0	43	0
OPPONENTS	23	182	7.9	48	0

KICKOFF RETURNS	NO.	YDS.	AVG.	LG	TD
Matte	27	613	22.7	42	0
Turner	20	504	25.2	37	0
Harris	3	86	28.7	31	0
Hawkins	2	35	17.5	25	0
Smolinski	2	20	10.0	14	0
Diehl	1	5	5.0	5	0
COLTS	55	1263	23.0	42	0
OPPONENTS	52	1433	27.6	103t	1

### USUAL STARTERS

#### PRO BOWLERS IN BOLDFACE

OFFENSE	DEFENSE
WR Raymond Berry	LDE Gino Marchetti
<b>LT Jim Parker</b>	LDT Jim Colvin
LG Palmer Pyle	RDT Billy Ray Smith
<b>C Dick Szymanski</b>	RDE Ordeil Braase
RG Alex Sandusky	LLB Bill Pellington
RT George Preas	MLB Jack Burkett
TE Dee Mackey	RLB Don Shinnick
WR Jimmy Orr	LCB Bob Boyd
<b>QB John Unitas</b>	RQB Wendell Harris
RB Joe Perry	LS Andy Nelson
<b>RB Lenny Moore</b>	RS Jim Welch

PASSING	ATT.	COMP.	YDS.	PCT.	AVG./ATT.	TD	TD%	INT.	INT%	LG	RATING
Unitas	389	222	2967	57.1	7.63	23	5.9	23	5.9	80t	76.5
McHan	20	10	278	50.0	13.90	3	15.0	2	10.0	74t	95.8
Matte	13	5	85	38.5	6.54	1	7.7	0	0.0	30t	87.0
Hawkins	1	0	0	0.0	0.00	0	0.0	0	0.0	0	39.6
COLTS	423	237	3330	56.0	7.87	27	6.4	25	5.9	80t	78.2
OPPONENTS	381	206	2975	54.1	7.81	19	5.0	23	6.0	85t	71.1



# RECORDS



## 1963

RECORD: 8-6 COACH: DON SHULA  
THIRD – WESTERN CONFERENCE

HOME: 4-3 CONF: 7-5  
AWAY: 4-3 NCONF: 1-1

PRESEASON (4-1)			
DATE	RESULTS	OPPONENT	ATTENDANCE
8/10	W 26-21	@ Philadelphia	18,597
8/17	W 21-7	@ Cleveland	83,218
8/24	W 17-14	@ Pittsburgh	18,000
8/31	W 27-21	@ Washington	22,000
9/7	L 7-14	@ Chicago	51,218

REGULAR SEASON (8-6)			
DATE	RESULTS	OPPONENT	ATTENDANCE
9/15	L 28-37	NEW YORK GIANTS	60,029
9/22	W 20-14	@ San Francisco	31,006
9/29	L 20-31	@ Green Bay	42,327
10/6	L 3-10	@ Chicago	48,998
10/13	W 20-3	SAN FRANCISCO	56,962
10/20	W 25-21	@ Detroit	51,901
10/27	L 20-34	GREEN BAY	60,065
11/3	L 7-17	CHICAGO	60,065
11/10	W 24-21	DETROIT	59,758
11/17	W 37-34	@ Minnesota	33,136
11/24	L 16-17	@ Los Angeles Rams	48,555
12/1	W 36-20	@ Washington	44,006
12/8	W 41-10	MINNESOTA	54,122
12/15	W 19-16	LOS ANGELES RAMS	52,834

TEAM STATISTICS		COLTS	OPP
TOTAL FIRST DOWNS			
Rushing	257	228	
Passing	149	118	
Penalty	13	21	
TOTAL NET YARDS			
Avg. Per Game	352.7	287.9	
Total Plays	873	827	
Avg. Per Play	5.7	4.9	
NET YARDS RUSHING			
Avg. Per Game	117.3	128.1	
Total Rushes	396	434	
NET YARDS PASSING			
Avg. Per Game	235.4	160.1	
Tackled/Yards Lost	44/309	45/347	
Gross Yards	3605	2589	
Att./Completions	433/248	348/181	
Completion Pct.	57.3	52.0	
Had Intercepted	12	15	
PUNTS/AVERAGE			
	56/41.0	72/43.5	
PENALTIES/YARDS			
	77/823	58/685	
FUMBLES/BALL LOST			
	35/25	32/17	
TOUCHDOWNS			
Rushing	11	16	
Passing	20	19	
Defense/Kicking	4/0	1/0	

SCORE BY PERIODS	1	2	3	4	TOTAL
COLTS	82	82	66	86	316
OPPONENTS	27	110	76	72	285

SCORING	TDR	TDP	TDRT	PAT	FG	S	TP
Martin				32-35	24-39		104
Mackey		7					42
Hill	5	1					30
Orr		5					30
Matte	4	1					30
Moore	2	2					24
Berry		3					18
Marchetti			1				6
Boyd			1				6
Nelson			1				6
Lockett			1				6
Lyles			1				6
Colvin						1	2

COLTS	11	20	4	32-35	24-39	1	316
OPPONENTS	16	19	1	33-36	12-27	0	285

RUSHING	NO.	YDS.	AVG.	LG	TD
Matte	133	541	4.1	31t	4
Hill	100	440	4.4	20t	5
Lockett	81	273	3.4	18	0
Unitas	47	224	4.8	26	0
Moore	27	136	5.0	25t	2
Cuzzo	3	26	8.7	26	0
Mackey	1	3	3.0	3	0
Craddock	1	1	1.0	1	0
Hawkins	3	-2	-0.7	0	0

COLTS	396	1642	4.1	31t	11
OPPONENTS	434	1794	4.1	70t	16

RECEIVING	NO.	YDS.	AVG.	LG	TD
Matte	48	466	9.7	49	1
Berry	44	703	16.0	64t	3
Orr	41	708	17.3	60t	5
Mackey	35	726	20.7	61t	7
Hill	22	304	13.8	55	1
Moore	21	288	13.7	34	2
Richardson	17	204	12.0	22	0
Lockett	16	158	9.9	27	1
Hawkins	3	41	13.7	19	0
Owens	1	7	7.0	7	0

COLTS	248	3605	14.5	64t	20
OPPONENTS	181	2589	14.3	77t	19

INTERCEPTIONS	NO.	YDS.	AVG.	LG	TD
Welch	4	49	12.3	15	0
Nelson	3	37	12.3	26t	1
Boyd	3	17	5.7	9	0
Lyles	2	36	18.0	36t	1
Shinnick	2	20	10.0	18	0
Logan	1	15	15.0	15	0

COLTS	15	174	11.6	36t	2
OPPONENTS	12	161	13.4	39	1

PUNTING	NO.	YDS.	AVG.	LG	BLK.
Gilburg	52	2173	41.8	64	0
Logan	4	121	30.3	55	0
COLTS	56	2294	41.0	64	0
OPPONENTS	72	3133	43.5	64	0

PUNT RETURNS	NO.	YDS.	AVG.	LG	TD
Logan	28	279	10.0	38	0
Hawkins	17	156	9.2	50	0
Richardson	5	43	8.6	19	0
Moore	2	7	3.5	7	0
Hill	1	0	0.0	0	0

COLTS	53	485	9.2	50	0
OPPONENTS	19	119	6.3	23	0

KICKOFF RETURNS	NO.	YDS.	AVG.	LG	TD
Matte	16	331	20.7	34	0
Mackey	9	271	30.1	41	0
Harris	8	198	24.8	41	0
Logan	8	170	21.3	31	0
Lockett	3	52	17.3	28	0
Gilburg	3	29	9.7	26	0
Hill	2	32	16.0	17	0
Richardson	1	16	16.0	16	0
Parker	1	15	15.0	15	0
Bielski	1	0	0.0	0	0

COLTS	52	1114	21.4	41	0
OPPONENTS	66	1520	23.0	58	0

### USUAL STARTERS PRO BOWLERS IN BOLDFACE

OFFENSE		DEFENSE	
<b>WR</b> Raymond Berry	<b>LDE</b> Gino Marchetti	<b>LDT</b> Jim Colvin	<b>RDT</b> Fred Miller
<b>LT</b> Bob Vogel	<b>RT</b> Dick Szymanski	<b>MLB</b> Bill Pellington	<b>RLB</b> Don Shinnick
<b>LG</b> Jim Parker	<b>LLB</b> Jack Burkett	<b>RCB</b> Lenny Lyles	<b>RS</b> Andy Neilson
<b>C</b> Dick Szymanski	<b>TE</b> John Mackey	<b>LCB</b> Bob Boyd	<b>RS</b> Jim Welch
<b>RG</b> Alex Sandusky	<b>QB</b> John Unitas	<b>LS</b> Andy Neilson	
<b>RT</b> George Preas	<b>RB</b> Tom Matte		
<b>TE</b> John Mackey	<b>RB</b> Lenny Moore		
<b>WR</b> Jimmy Orr	<b>J.W. Lockett</b>		

PASSING	ATT.	COMP.	YDS.	PCT.	AVG./ATT.	TD	TD%	INT.	INT%	LG	SACKED	RATING
Unitas	410	237	3481	57.8	8.49	20	4.9	12	2.9	64t	42/298	90.0
Cuzzo	17	10	104	58.8	6.12	0	0.0	0	0.0	19t	2/11	76.6
Matte	5	1	20	20.0	4.00	0	0.0	0	0.0	20t	0/0	43.8
McHan	1	0	0	0.0	0.00	0	0.0	0	0.0	0	0/0	39.6
COLTS	433	248	3605	57.4	8.33	20	4.6	12	2.8	64t	44/309	88.4
OPPONENTS	348	181	2589	52.0	7.44	19	5.5	15	4.3	77t	45/347	76.7

# RECORDS



## 1964

**RECORD: 12-2 COACH: DON SHULA**  
**FIRST – WESTERN CONFERENCE**

**HOME: 7-1 CONF: 10-2**  
**AWAY: 5-1 NCONF: 2-0**

### PRESEASON (3-1-1)

DATE	RESULTS	OPPONENT	ATTENDANCE
8/8	W 28-17	@ Philadelphia	18,500
8/14	T 28-28	@ Detroit	46,852
8/21	L 21-30	@ St. Louis	32,069
8/27	W 41-14	@ Washington	45,016
9/6	W 48-17	@ Pittsburgh	10,000

### REGULAR SEASON (12-2)

DATE	RESULTS	OPPONENT	ATTENDANCE
9/13	L 24-34	@ Minnesota	35,563
9/20	W 21-20	@ Green Bay	42,327
9/27	W 52-0	CHICAGO	56,537
10/4	W 35-20	LOS ANGELES RAMS	56,537
10/12	W 47-27	ST. LOUIS	60,213
10/18	W 24-21	GREEN BAY	60,213
10/25	W 34-0	@ Detroit	57,814
11/1	W 37-7	SAN FRANCISCO	60,213
11/8	W 40-24	@ Chicago	47,891
11/15	W 17-14	MINNESOTA	60,213
11/22	W 24-7	@ Los Angeles Rams	72,137
11/29	W 14-3	@ San Francisco	33,642
12/6	L 14-31	DETROIT	60,213
12/13	W 45-17	WASHINGTON	60,213
12/27	L 0-27	@ Cleveland	79,544

### TEAM STATISTICS

	COLTS	OPP
TOTAL FIRST DOWNS	245	242
Rushing	100	93
Passing	129	121
Penalty	16	28
TOTAL NET YARDS	4779	3930
Avg. Per Game	341.4	280.7
Total Plays	840	864
Avg. Per Play	5.7	4.6
NET YARDS RUSHING	2007	1798
Avg. Per Game	143.4	128.4
Total Rushes	456	422
NET YARDS PASSING	2772	2132
Avg. Per Game	198.0	152.3
Tackled/Yards Lost	39/273	57/489
Gross Yards	3045	2621
Att./Completions	345/176	385/217
Completion Pct.	51.0	56.4
Had Intercepted	9	23
PUNTS/AVERAGE	59/41.8	73/44.0
PENALTIES/YARDS	74/785	59/641
FUMBLES/BALL LOST	31/10	28/18
TOUCHDOWNS	54	28
Rushing	29	13
Passing	22	14
Defense/Kicking	2/1	0/1

### SCORE BY PERIODS

COLTS	1	2	3	4	TOTAL
COLTS	88	96	130	114	428
OPPONENTS	38	59	48	80	225

SCORING	TDR	TDP	TRT	PAT	FG	S	TP
Moore	16	3	1				120
Michaels				53-54	17-35		104
Orr	6						36
Berry	6						36
Hill	5	1					36
Lorick	4						24
Looney	1	1					12
Unitas	2						12
Mackey	2						12
Wilson	1						6
Matte	1						6
Logan			1				6
Stonebreaker			1				6
Hawkins			1				6
Petties			1				6

<b>COLTS</b>	<b>29</b>	<b>22</b>	<b>3</b>	<b>53-54</b>	<b>17-35</b>	<b>0</b>	<b>428</b>
<b>OPPONENTS</b>	<b>13</b>	<b>14</b>	<b>1</b>	<b>27-28</b>	<b>10-24</b>	<b>0</b>	<b>225</b>

### RUSHING

	NO.	YDS.	AVG.	LG	TD
Moore	157	584	3.7	32t	16
Lorick	100	513	5.1	60	4
Hill	88	384	4.4	50	5
Matte	42	215	5.1	80t	1
Unitas	37	162	4.4	20	2
Looney	23	127	5.5	58t	1
Boyd	1	25	25.0	25	0
Mackey	1	-1	-1.0	-1	0
Cuzzo	7	-2	-0.3	10	0

<b>COLTS</b>	<b>456</b>	<b>2007</b>	<b>4.4</b>	<b>80t</b>	<b>29</b>
<b>OPPONENTS</b>	<b>422</b>	<b>1798</b>	<b>4.3</b>	<b>51t</b>	<b>13</b>

### RECEIVING

	NO.	YDS.	AVG.	LG	TD
Berry	43	663	15.4	46	6
Orr	40	867	21.7	69	6
Mackey	22	406	18.5	62	2
Moore	21	472	22.5	74t	3
Hill	14	113	8.1	27t	1
Lorick	11	164	14.9	59	0
Matte	10	169	16.9	30	0
Wilson	7	86	12.3	20	1
Richardson	3	42	14.0	16	0
Hawkins	2	42	21.0	27t	1
Petties	2	20	10.0	15t	1
Looney	1	1	0.0	1t	1

<b>COLTS</b>	<b>176</b>	<b>3045</b>	<b>17.3</b>	<b>74t</b>	<b>22</b>
<b>OPPONENTS</b>	<b>217</b>	<b>2621</b>	<b>12.1</b>	<b>63t</b>	<b>14</b>

### INTERCEPTIONS

	NO.	YDS.	AVG.	LG	TD
Boyd	9	185	20.6	47	0
Logan	6	91	15.2	30	1
Shinnick	3	10	3.3	9	0
Lyles	2	40	20.0	23	0
Pellington	2	20	10.0	13	0
Harris	1	20	20.0	20	0

<b>COLTS</b>	<b>23</b>	<b>366</b>	<b>15.9</b>	<b>47</b>	<b>1</b>
<b>OPPONENTS</b>	<b>9</b>	<b>119</b>	<b>13.2</b>	<b>36</b>	<b>0</b>

PUNTING	NO.	YDS.	AVG.	LG	BLK.
Looney	32	1358	42.4	64	0
Gilburg	27	1106	41.0	58	0
<b>COLTS</b>	<b>59</b>	<b>2464</b>	<b>41.8</b>	<b>64</b>	<b>0</b>
<b>OPPONENTS</b>	<b>73</b>	<b>3212</b>	<b>44.0</b>	<b>68</b>	<b>0</b>

PUNT RETURNS	NO.	FC	YDS.	AVG.	LG	TD
Harris	17	5	214	12.6	39	0
Hawkins	16	4	122	7.6	30	0
Logan	13	0	111	8.5	22	0
Haymond	1	1	6	6.0	6	0
Davis	1	0	0	0.0	0	0
<b>COLTS</b>	<b>48</b>	<b>10</b>	<b>453</b>	<b>9.4</b>	<b>39</b>	<b>0</b>
<b>OPPONENTS</b>	<b>25</b>	<b>-</b>	<b>175</b>	<b>7.0</b>	<b>65t</b>	<b>1</b>

### KICKOFF

RETURNS	NO.	YDS.	AVG.	LG	TD
Looney	14	345	24.6	42	0
Lorick	13	385	29.6	71	0
Hill	4	85	21.3	26	0
Matte	3	71	23.7	34	0
Gilburg	1	19	19.0	19	0
Davis	1	12	12.0	12	0
Petties	1	9	9.0	9	0
Haymond	1	0	0.0	0	0
Boyd	1	0	0.0	0	0
<b>COLTS</b>	<b>39</b>	<b>926</b>	<b>23.7</b>	<b>71</b>	<b>0</b>
<b>OPPONENTS</b>	<b>70</b>	<b>1490</b>	<b>21.3</b>	<b>56</b>	<b>0</b>

### PRO BOWL STARTERS

#### PRO BOWLERS IN BOLDFACE

	OFFENSE	DEFENSE
<b>WR</b>	<b>Raymond Berry</b>	<b>LDE</b> <b>Gino Marchetti</b>
<b>LT</b>	<b>Bob Vogel</b>	LDT Fred Miller
<b>LG</b>	<b>Jim Parker</b>	RDT Billy Ray Smith
<b>C</b>	<b>Dick Szymanski</b>	RDE Orzell Braese
RG	Alex Sandusky	LLB Steve Stonebreaker
RT	George Preas	MLB Bill Pellington
TE	John Mackey	RLB Don Shinnick
WR	Jimmy Orr	<b>LCB</b> <b>Bob Boyd</b>
<b>QB</b>	<b>John Unitas</b>	RCB Lenny Lyles
<b>RB</b>	<b>Lenny Moore</b>	LS Jerry Logan
RB	Jerry Hill, Tony Lorick	RS Jim Welch

PASSING	ATT.	COMP.	YDS.	PCT.	AVG./ATT.	TD	TD%	INT.	INT%	LG	SACKED	RATING
Unitas	305	158	2824	51.8	9.26	19	6.2	6	2.0	74t	37/254	96.4
Cuzzo	36	15	163	41.7	4.53	2	5.6	3	8.3	22t	2/19	39.5
Matte	4	3	58	75.0	14.50	1	25.0	0	0.0	22t	0/0	156.3
<b>COLTS</b>	<b>345</b>	<b>176</b>	<b>3045</b>	<b>51.0</b>	<b>8.83</b>	<b>22</b>	<b>6.4</b>	<b>9</b>	<b>2.6</b>	<b>74t</b>	<b>39/273</b>	<b>91.8</b>
<b>OPPONENTS</b>	<b>385</b>	<b>217</b>	<b>2621</b>	<b>56.4</b>	<b>6.81</b>	<b>14</b>	<b>3.6</b>	<b>23</b>	<b>5.9</b>	<b>63t</b>	<b>57/489</b>	<b>64.6</b>

# RECORDS



## 1965

**RECORD: 10-3-1 COACH: DON SHULA  
TIED FIRST – WESTERN CONFERENCE**

**HOME: 5-2 CONF: 8-3-1  
AWAY: 5-1-1 NCONF: 2-0**

PRESEASON (5-0)			
DATE	RESULTS	OPPONENT	ATTENDANCE
8/14	W 22-10	@ St. Louis	75,229
8/20	W 23-3	@ Detroit	48,035
8/28	W 38-10	@ Pittsburgh	47,186
9/4	W 33-23	@ Washington	22,117
9/11	W 33-14	@ Philadelphia	11,540

REGULAR SEASON (10-3-1)			
DATE	RESULTS	OPPONENT	ATTENDANCE
9/19	W 35-16	MINNESOTA	56,562
9/26	L 17-20	Green Bay @ Milw.	48,130
10/3	W 27-24	SAN FRANCISCO	58,609
10/10	W 31-7	DETROIT	60,238
10/17	W 38-7	@ Washington	50,405
10/24	W 35-20	LOS ANGELES RAMS	60,238
10/31	W 34-28	@ San Francisco	45,827
11/7	W 26-21	@ Chicago	45,656
11/14	W 41-21	@ Minnesota	47,426
11/21	W 34-24	PHILADELPHIA	60,238
11/25	T 24-24	@ Detroit	55,036
12/5	L 0-13	CHICAGO	60,238
12/12	L 27-42	GREEN BAY	60,238
12/18	W 20-17	@ Los Angeles Rams	46,636
<b>12/26</b>	<b>L 10-13 OT</b>	<b>@ Green Bay</b>	<b>50,484</b>
<b>1/9</b>	<b>W 35-3</b>	<b>Dallas @ Miami</b>	<b>65,569</b>

TEAM STATISTICS		COLTS	OPP
<b>TOTAL FIRST DOWNS</b>			
Rushing	266	233	
Passing	144	131	
Penalty	28	24	
<b>TOTAL NET YARDS</b>			
Avg. Per Game	328.4	289.9	
Total Plays	887	849	
Avg. Per Play	5.2	4.8	
<b>NET YARDS RUSHING</b>			
Avg. Per Game	113.8	105.9	
Total Rushes	445	410	
<b>NET YARDS PASSING</b>			
Avg. Per Game	214.6	183.0	
Tackled/Yards Lost	43/325	39/341	
Gross Yards	3330	2903	
Att./Completions	399/222	400/213	
Completion Pct.	55.6	53.3	
Had Intercepted	17	22	
<b>PUNTS/AVERAGE</b>			
	56/39.6	71/43.9	
<b>PENALTIES/YARDS</b>			
	69/616	80/786	
<b>FUMBLES/BALL LOST</b>			
	31/19	33/14	
<b>TOUCHDOWNS</b>			
Rushing	13	11	
Passing	31	22	
Defense/Kicking	4/0	1/1	

SCORE BY PERIODS	1	2	3	4	TOTAL
COLTS	64	140	69	116	389
OPPONENTS	55	93	78	58	284

SCORING	TDR	TDP	TDRT	PAT	FG	S	P
Michaels		48-48	17-28	1	101		
Orr		10			60		
Moore	5	3			48		
Berry		7			42		
Mackey		7			42		
Hill	5				30		
Lorick	1	2			18		
Logan			2		12		
Boyd					6		
Haymond			1		6		
Matte	1				6		
Unitas	1				6		
Richardson		1			6		
Hawkins		1			6		
<b>COLTS</b>							
<b>13</b>	<b>31</b>	<b>4</b>	<b>48-48</b>	<b>17-28</b>	<b>1</b>	<b>389</b>	
<b>OPPONENTS</b>							
<b>11</b>	<b>22</b>	<b>2</b>	<b>35-35</b>	<b>13-23</b>	<b>0</b>	<b>284</b>	

RUSHING	NO.	YDS.	AVG.	LG	TD
Hill	147	516	3.5	20	5
Moore	133	464	3.5	28t	5
Lorick	63	296	4.7	38	1
Matte	69	235	3.4	20	1
Unitas	17	68	4.0	18t	1
Cuozzo	6	8	1.3	10	0
Mackey	1	7	7.0	7	0
Curtis	6	1	0.2	4	0
Felts	2	0	0.0	2	0
Brown	1	-2	-2.0	-2	0
<b>COLTS</b>					
<b>445</b>	<b>1593</b>	<b>3.6</b>	<b>38</b>	<b>13</b>	
<b>OPPONENTS</b>					
<b>410</b>	<b>1483</b>	<b>3.6</b>	<b>62t</b>	<b>11</b>	

RECEIVING	NO.	YDS.	AVG.	LG	TD
Berry	58	739	12.7	40	7
Orr	45	847	18.8	57	10
Mackey	40	814	20.4	68t	7
Moore	27	414	15.3	52t	3
Hill	20	112	5.6	20	0
Lorick	15	184	12.3	49t	2
Matte	12	131	10.9	15	0
Hawkins	2	32	16.0	27	1
Wilson	1	38	38.0	38	0
Richardson	1	14	14.0	14t	1
Curtis	1	5	5.0	5	0
<b>COLTS</b>					
<b>222</b>	<b>3330</b>	<b>15.0</b>	<b>68t</b>	<b>31</b>	
<b>OPPONENTS</b>					
<b>213</b>	<b>2903</b>	<b>13.6</b>	<b>65t</b>	<b>22</b>	

INTERCEPTIONS	NO.	YDS.	AVG.	LG	TD
Boyd	9	78	8.7	24	1
Harris	3	77	25.7	36	0
Haymond	3	47	15.7	30t	1
Logan	2	74	37.0	38t	2
Lyles	1	28	28.0	28	0
Gaubatz	1	5	5.0	5	0
Smith	1	5	5.0	5	0
Shinnick	1	4	4.0	4	0
Stonebreaker	1	0	0.0	0	0
<b>COLTS</b>					
<b>22</b>	<b>318</b>	<b>14.5</b>	<b>38t</b>	<b>4</b>	
<b>OPPONENTS</b>					
<b>17</b>	<b>341</b>	<b>20.1</b>	<b>87</b>	<b>1</b>	

PUNTING	NO.	YDS.	AVG.	LG	BLK.
Gilburg	54	2139	39.6	66	0
Brown	2	80	40.0	49	0
<b>COLTS</b>					
<b>56</b>	<b>2219</b>	<b>39.6</b>	<b>66</b>	<b>0</b>	
<b>OPPONENTS</b>					
<b>71</b>	<b>3119</b>	<b>43.9</b>	<b>65</b>	<b>0</b>	

PUNT RETURNS	NO.	FC	YDS.	AVG.	LG	TD
Haymond	41	9	403	9.8	55	0
Hawkins	4	2	18	4.5	11	0
<b>COLTS</b>						
<b>45</b>	<b>11</b>	<b>421</b>	<b>9.4</b>	<b>55</b>	<b>0</b>	
<b>OPPONENTS</b>						
<b>26</b>	<b>-</b>	<b>198</b>	<b>7.6</b>	<b>44</b>	<b>0</b>	

### USUAL STARTERS PRO BOWLERS IN BOLDFACE

OFFENSE	DEFENSE
WR Raymond Berry	LDE Lou Michaels
<b>LT Bob Vogel</b>	LDT Fred Miller
<b>LG Jim Parker</b>	RDT Billy Ray Smith
C Dick Szymanski,	RDE Ordell Braase
Buzz Nutter	LLB Steve Stonebreaker
RG Alex Sandusky	MLB Dennis Gaubatz
RT George Preas	RLB Don Shinnick
<b>TE John Mackey</b>	LCB Bob Boyd
<b>WR Jimmy Orr</b>	RCB Lenny Lyles
QB John Unitas	<b>LS Jerry Logan</b>
RB Lenny Moore	RS Wendell Harris
RB Jerry Hill	

PASSING	ATT.	COMP.	YDS.	PCT.	AVG./ATT.	TD	TD%	INT.	INT%	LG	SACKED	RATING
Unitas	282	164	2530	58.2	8.97	23	8.2	12	4.3	61t	29/221	97.4
Cuozzo	105	54	700	51.4	6.67	7	6.7	4	3.8	44t	10/73	79.1
Matte	7	1	19	14.3	2.71	0	0.0	1	14.3	19t	1/7	0.0
Brown	5	3	81	60.0	16.20	1	20.0	0	0.0	68t	3/24	143.8
<b>COLTS</b>												
<b>399</b>	<b>222</b>	<b>3330</b>	<b>55.6</b>	<b>8.35</b>	<b>31</b>	<b>7.8</b>	<b>17</b>	<b>4.3</b>	<b>68t</b>	<b>43/325</b>	<b>91.4</b>	
<b>OPPONENTS</b>												
<b>400</b>	<b>213</b>	<b>2903</b>	<b>53.3</b>	<b>7.27</b>	<b>22</b>	<b>5.5</b>	<b>22</b>	<b>5.5</b>	<b>65t</b>	<b>39/341</b>	<b>72.1</b>	

# RECORDS



## 1966

**RECORD: 9-5 COACH: DON SHULA**  
**SECOND – WESTERN CONFERENCE**

**HOME: 5-2 CONF: 7-5**  
**AWAY: 4-3 NCONF: 2-0**

### PRESEASON (5-0)

DATE	RESULTS	OPPONENT	ATTENDANCE
8/3	W 35-0	@ Washington	45,805
8/13	W 31-17	@ Philadelphia	41,352
8/19	W 33-7	@ St. Louis	28,304
8/26	W 24-17	@ Cleveland	83,418
9/1	W 20-0	@ Detroit	39,766

### REGULAR SEASON (9-5)

DATE	RESULTS	OPPONENT	ATTENDANCE
9/10	L 3-24	Green Bay @ Milw.	48,650
9/18	W 38-23	@ Minnesota	47,426
9/25	W 36-14	SAN FRANCISCO	56,715
10/9	L 17-27	@ Chicago	47,452
10/16	W 45-14	DETROIT	60,238
10/23	W 20-17	MINNESOTA	60,238
10/30	W 17-3	@ Los Angeles Rams	57,898
11/6	W 37-10	WASHINGTON	60,238
11/13	W 19-7	@ Atlanta	58,950
11/20	L 14-20	@ Detroit	52,383
11/27	L 7-23	LOS ANGELES RAMS	60,238
12/4	W 21-16	CHICAGO	60,238
12/10	L 10-14	GREEN BAY	60,238
12/18	W 30-14	@ San Francisco	40,005
<b>1/8</b>	<b>W 20-14</b>	<b>Philadelphia</b> (at Miami) (Playoff Bowl)	<b>58,088</b>

### TEAM STATISTICS

	COLTS	OPP
TOTAL FIRST DOWNS	237	245
Rushing	82	94
Passing	142	134
Penalty	13	17
TOTAL NET YARDS	4486	4091
Avg. Per Game	320.4	292.2
Total Plays	849	932
Avg. Per Play	5.3	4.4
NET YARDS RUSHING	1556	1733
Avg. Per Game	111.1	123.8
Total Rushes	418	460
NET YARDS PASSING	2930	2358
Avg. Per Game	209.3	168.4
Tackled/Yards Lost	30/242	47/401
Gross Yards	3172	2759
Att./Completions	401/221	425/240
Completion Pct.	55.1	56.5
Had Intercepted	27	22
PUNTS/AVERAGE	49/45.6	71/40.6
PENALTIES/YARDS	64/617	69/704
FUMBLES/BALL LOST	19/12	25/18
TOUCHDOWNS	36	25
Rushing	7	7
Passing	26	14
Defense/Kicking	3/0	4/0

### SCORE BY PERIODS

	1	2	3	4	TOTAL
COLTS	36	113	61	104	314
OPPONENTS	50	58	60	58	226

SCORING	TDR	TDP	TDRT	PAT	FG	S	TP
Michaels				35-36	21-39	98	
Mackey	9					54	
Berry	7					42	
Moore	3					18	
Matte	3					18	
Lorick	3					18	
Orr		3				6	
Wilson		2				12	
Richardson		2				12	
Curtis			1			6	
Boyd			1			6	
Unitas	1					6	
Haymond			1			6	
<b>COLTS</b>	<b>7</b>	<b>26</b>	<b>3</b>	<b>35-36</b>	<b>21-39</b>	<b>0</b>	<b>314</b>
<b>OPPONENTS</b>	<b>7</b>	<b>14</b>	<b>4</b>	<b>25-25</b>	<b>17-33</b>	<b>0</b>	<b>226</b>

RUSHING	NO.	YDS.	AVG.	LG	TD
Lorick	143	524	3.7	41	3
Hill	104	395	3.8	12	0
Matte	86	381	4.4	30	3
Moore	63	209	3.3	18	3
Unitas	20	44	2.2	16	1
Cuzzo	1	9	9.0	9	0
Mackey	1	-6	-6.0	-6	0
<b>COLTS</b>	<b>418</b>	<b>1556</b>	<b>3.7</b>	<b>41</b>	<b>7</b>
<b>OPPONENTS</b>	<b>460</b>	<b>1733</b>	<b>3.8</b>	<b>52t</b>	<b>7</b>

RECEIVING	NO.	YDS.	AVG.	LG	TD
Berry	56	786	14.0	40	7
Mackey	50	829	16.6	89	9
Orr	37	618	16.7	61	3
Matte	23	307	13.4	35	3
Moore	21	260	12.4	36	0
Richardson	14	246	17.6	69	2
Lorick	12	81	6.8	19	0
Hill	5	18	3.6	7	0
Wilson	3	27	9.0	11	2
<b>COLTS</b>	<b>221</b>	<b>3172</b>	<b>14.4</b>	<b>89</b>	<b>26</b>
<b>OPPONENTS</b>	<b>240</b>	<b>2759</b>	<b>12.5</b>	<b>99t</b>	<b>14</b>

INTERCEPTIONS	NO.	YDS.	AVG.	LG	TD
Boyd	6	114	19.0	37	1
Haymond	4	88	22.0	52t	1
Logan	3	13	4.3	13	0
Shinnick	3	4	1.3	4	0
Gaubatz	2	12	6.0	10	0
Davis	1	15	15.0	15	0
Stonebreaker	1	8	8.0	8	0
Brown	1	7	7.0	7	0
Lyles	1	6	6.0	6	0
<b>COLTS</b>	<b>22</b>	<b>267</b>	<b>12.1</b>	<b>52t</b>	<b>2</b>
<b>OPPONENTS</b>	<b>27</b>	<b>438</b>	<b>16.2</b>	<b>55</b>	<b>3</b>

PUNTING	NO.	YDS.	AVG.	LG	BLK.
Lee	49	2233	45.6	64	0
<b>COLTS</b>	<b>49</b>	<b>2233</b>	<b>45.6</b>	<b>64</b>	<b>0</b>
<b>OPPONENTS</b>	<b>71</b>	<b>2882</b>	<b>40.6</b>	<b>62</b>	<b>0</b>

PUNT RETURNS	NO.	FC	YDS.	AVG.	LG	TD
Haymond	40	8	347	8.7	64	0
Davis	2	1	7	3.5	4	0
Logan	1	1	3	3.0	3	0
Matte	1	1	0	0.0	0	0
Allen	1	0	0	0.0	0	0
<b>COLTS</b>	<b>45</b>	<b>11</b>	<b>357</b>	<b>7.9</b>	<b>64</b>	<b>0</b>
<b>OPPONENTS</b>	<b>30</b>	<b>8</b>	<b>130</b>	<b>4.3</b>	<b>24</b>	<b>0</b>

KICKOFF RETURNS	NO.	YDS.	AVG.	LG	TD
Moore	18	453	25.2	54	0
Haymond	10	223	22.3	29	0
Lorick	10	214	21.4	37	0
Curtis	3	64	21.3	34	0
Matte	3	55	18.3	31	0
Allen	3	53	17.7	20	0
Baldwin	2	18	9.0	18	0
Brown	2	14	7.0	11	0
<b>COLTS</b>	<b>51</b>	<b>1094</b>	<b>21.5</b>	<b>54</b>	<b>0</b>
<b>OPPONENTS</b>	<b>63</b>	<b>1320</b>	<b>21.0</b>	<b>40</b>	<b>0</b>

### USUAL STARTERS

#### PRO BOWLERS IN BOLDFACE

OFFENSE	DEFENSE
WR Raymond Berry	LDE Lou Michaels
LT Bob Vogel	LDT Billy Ray Smith
LG Dan Sullivan	RDT Fred Miller
C Dick Szymanski	<b>RDE Ordele Braase</b>
RG Alex Sandusky	LLB Jack Burkett,
RT Jim Parker	Steve Stonebreaker
<b>TE John Mackey</b>	MLB Dennis Gaubatz
WR Jimmy Orr	RLB Don Shinnick
<b>QB John Unitas</b>	LCB Bob Boyd
RB Lenny Moore	<b>RCB Lenny Lyles</b>
RB Tony Lorick,	LS Jerry Logan
Jerry Hill	RS Alvin Haymond

PASSING	ATT.	COMP.	YDS.	PCT.	AVG./ATT.	TD	TD%	INT.	INT%	LG	SACKED	RATING
Unitas	348	195	2748	56.0	7.90	22	6.3	24	6.9	89t	21/146	74.0
Cuzzo	50	26	424	52.0	8.48	4	8.0	2	4.0	69t	8/82	90.8
Matte	3	0	0	0.0	0.00	0	0.0	1	33.3	0	0/0	0.0
Moore	0	0	0	0.0	0.00	0	0.0	0	0.0	0	1/14	0.0
<b>COLTS</b>	<b>401</b>	<b>221</b>	<b>3172</b>	<b>55.1</b>	<b>7.91</b>	<b>26</b>	<b>6.5</b>	<b>27</b>	<b>6.7</b>	<b>89t</b>	<b>30/242</b>	<b>74.5</b>
<b>OPPONENTS</b>	<b>425</b>	<b>240</b>	<b>2759</b>	<b>56.5</b>	<b>6.49</b>	<b>14</b>	<b>3.3</b>	<b>22</b>	<b>5.2</b>	<b>99t</b>	<b>47/401</b>	<b>65.5</b>

# RECORDS



## 1967

RECORD: 11-1-2 COACH: DON SHULA  
TIED FIRST - COASTAL DIVISION

HOME: 6-0-1 AWAY: 5-1-1

DIV: 4-1-1 CONF: 7-1-2 NCONF: 4-0

PRESEASON (4-1)			
DATE	RESULTS	OPPONENT	ATTENDANCE
8/13	W 33-3	@ Boston	29,313
8/21	L 5-9	@ St. Louis	34,054
8/26	W 14-5	@ Detroit	38,367
8/31	W 23-17	@ Washington	47,008
9/9	W 33-7	@ Dallas	58,492

REGULAR SEASON (11-1-2)			
DATE	RESULTS	OPPONENT	ATTENDANCE
9/17	W 38-31	ATLANTA	56,715
9/24	W 38-6	@ Philadelphia	60,755
10/1	W 41-7	SAN FRANCISCO	60,238
10/8	W 24-3	@ Chicago	47,190
10/15	T 24-24	LOS ANGELES RAMS	60,238
10/22	T 20-20	@ Minnesota	47,693
10/29	W 17-13	@ Washington	50,574
11/5	W 13-10	GREEN BAY	60,238
11/12	W 49-7	@ Atlanta	58,850
11/19	W 41-7	DETROIT	60,238
11/26	W 26-9	@ San Francisco	44,815
12/3	W 23-17	DALLAS	60,238
12/10	W 30-10	NEW ORLEANS	60,238
12/17	L 10-34	@ Los Angeles Rams	77,277

TEAM STATISTICS	COLTS	OPP
TOTAL FIRST DOWNS	289	208
Rushing	105	78
Passing	159	116
Penalty	25	14
TOTAL NET YARDS	5008	3843
Avg. Per Game	357.7	274.5
Total Plays	925	818
Avg. Per Play	5.4	4.7
NET YARDS RUSHING	1645	1411
Avg. Per Game	117.5	100.8
Total Rushes	443	387
NET YARDS PASSING	3363	2432
Avg. Per Game	240.2	173.7
Tackled/Yards Lost	25/198	36/246
Gross Yards	3561	2678
Att./Completions	457/265	395/221
Completion Pct.	58.0	55.9
Had Intercepted	17	32
PUNTS/AVERAGE	49/42.3	69/39.4
PENALTIES/YARDS	52/458	82/927
FUMBLES/BALL LOST	13/8	17/8
TOUCHDOWNS	48	21
Rushing	21	5
Passing	22	13
Defense/Kicking	4/1	2/1

SCORE BY PERIODS	1	2	3	4	TOTAL
COLTS	78	122	69	135	394
OPPONENTS	26	50	57	65	198

SCORING	TDR	TDP	TDR/T	PAT	FG	S	TP
Michaels				46-48	20-37	106	
Matte	9	3				72	
Richardson		8				48	
Lorick	6					36	
Hawkins		4				24	
Moore	4					24	
Mackey		3				18	
Perkins		2				12	
Hill	2					12	
Boyd			1			6	
Orr		1				6	
Berry		1				6	
Volk			1			6	
Logan			1			6	
Lyles			1			6	
Braase			1			6	
<b>COLTS</b>	<b>21</b>	<b>22</b>	<b>5</b>	<b>46-48</b>	<b>20-37</b>	<b>0</b>	<b>394</b>
<b>OPPONENTS</b>	<b>5</b>	<b>13</b>	<b>3</b>	<b>21-21</b>	<b>17-28</b>	<b>0</b>	<b>198</b>

FGS	1-19	20-29	30-39	40-49	50+	TOT.
Michaels	6-7	5-7	3-10	4-9	2-4	20-37
<b>COLTS</b>	<b>6-7</b>	<b>5-7</b>	<b>3-10</b>	<b>4-9</b>	<b>2-4</b>	<b>20-37</b>
<b>OPP.</b>	<b>3-3</b>	<b>3-3</b>	<b>6-9</b>	<b>5-11</b>	<b>0-2</b>	<b>17-28</b>

Michaels: (16,42) (37,52) (30,20,42,40) (47,X)  
(45,33,44) (25,41,10) (48,12,30) (32,57)  
(33) (54,29,33) (10,12,47,26) (29,53,27)  
(35,21,17) (37,14)

OPP.: (47,48) (9,35) (42) (35) (47,50,33,47)  
(47,28,11) (42,35) (49,42) (1) (30,37,50)  
(26,43,33,33) (17) (35) (47,23)

RUSHING	NO.	YDS.	AVG.	LG	TD
Matte	147	636	4.3	30	9
Lorick	133	436	3.3	22	6
Hill	90	311	3.5	18	2
Moore	42	132	3.1	21	4
Unitas	22	89	4.1	12	0
Ward	5	23	4.6	8	0
Hawkins	2	12	6.0	7	0
Welch	2	6	3.0	4	0
<b>COLTS</b>	<b>443</b>	<b>1645</b>	<b>3.7</b>	<b>30</b>	<b>21</b>
<b>OPPONENTS</b>	<b>387</b>	<b>1411</b>	<b>3.6</b>	<b>27</b>	<b>5</b>

RECEIVING	NO.	YDS.	AVG.	LG	TD
Richardson	63	860	13.7	31	8
Mackey	55	686	12.5	34	3
Matte	35	496	14.2	88	3
Hawkins	27	469	17.4	54	4
Lorick	22	189	8.6	34	0
Hill	19	156	8.2	33	0
Perkins	16	302	18.9	57	2
Moore	13	153	11.8	37	0
Berry	11	167	15.2	40	1
Orr	3	72	24.0	55	1
Alley	1	11	11.0	11	0
<b>COLTS</b>	<b>265</b>	<b>3561</b>	<b>13.4</b>	<b>88</b>	<b>22</b>
<b>OPPONENTS</b>	<b>221</b>	<b>2678</b>	<b>12.1</b>	<b>80</b>	<b>13</b>

INTERCEPTIONS	NO.	YDS.	AVG.	LG	TD
Volk	6	145	24.2	94t	1
Boyd	6	145	24.2	41t	1
Lyles	5	59	11.8	36t	1
Logan	4	22	5.5	11t	0
Shinnick	3	20	6.7	17t	0
Haymond	2	33	16.5	33t	0
Stukes	2	13	6.5	13t	0
Gaubatz	2	10	5.0	5t	0
Curtis	1	6	6.0	6t	0
Porter	1	0	0.0	0t	0
<b>COLTS</b>	<b>32</b>	<b>453</b>	<b>14.2</b>	<b>94t</b>	<b>3</b>
<b>OPPONENTS</b>	<b>17</b>	<b>272</b>	<b>16.0</b>	<b>77t</b>	<b>2</b>

PUNTING	NO.	YDS.	AVG.	LG	BLK.
Lee	49	2075	42.3	68	0
<b>COLTS</b>	<b>49</b>	<b>2075</b>	<b>42.3</b>	<b>68</b>	<b>0</b>
<b>OPPONENTS</b>	<b>69</b>	<b>2718</b>	<b>39.4</b>	<b>62</b>	<b>1</b>

PUNT RETURNS	NO.	FC	YDS.	AVG.	LG	TD
Haymond	26	4	155	6.0	31	0
Volk	11	5	88	8.0	24	0
Logan	5	1	80	16.0	43	1
<b>COLTS</b>	<b>42</b>	<b>10</b>	<b>323</b>	<b>7.7</b>	<b>43</b>	<b>1</b>
<b>OPPONENTS</b>	<b>21</b>	<b>6</b>	<b>144</b>	<b>6.9</b>	<b>40</b>	<b>0</b>

KICKOFF RETURNS	NO.	YDS.	AVG.	LGT	TD
Moore	16	392	24.5	37t	0
Haymond	13	326	25.1	48t	0
Lorick	8	212	26.5	37t	0
Logan	2	17	8.5	10t	0
Stukes	1	19	19.0	19t	0
Matte	1	14	14.0	14t	0
Davis	1	8	8.0	8t	0
<b>COLTS</b>	<b>42</b>	<b>988</b>	<b>23.5</b>	<b>48</b>	<b>0</b>
<b>OPPONENTS</b>	<b>65</b>	<b>1483</b>	<b>22.8</b>	<b>99t</b>	<b>1</b>

### USUAL STARTERS PRO BOWLERS IN BOLDFACE

OFFENSE	DEFENSE
WR Raymond Berry,	LDE Roy Hilton,
Ray Perkins	Lou Michaels
<b>LT Bob Vogel</b>	<b>LOT Fred Miller</b>
LG Glenn Ressler	RODT Billy Ray Smith
C Dick Szymanski	<b>RDE Ordell Brase</b>
RG Dan Sullivan	LLB Ron Porter,
RT Sam Ball	Mike Curtis
<b>TE John Mackey</b>	MLB Dennis Gaubatz
<b>WR Willie Richardson</b>	RLB Don Shinnick
<b>QB John Unitas</b>	LCB Bob Boyd
RB Tom Matte	RCB Lenny Lyles
RB Tony Lorick	LS Jerry Logan
	<b>RS Rick Volk</b>

PASSING	ATT.	COMP.	YDS.	PCT.	AVG./ATT.	TD	TD%	INT.	INT%	LG	SACKED	RATING
Unitas	436	255	3428	58.5	7.86	20	4.6	16	3.7	88t	25/198	83.6
Ward	16	9	115	56.3	7.19	2	12.5	1	6.3	21t	0/0	92.4
Matte	5	1	18	20.0	3.60	0	0.0	0	0.0	18t	0/0	42.1
<b>COLTS</b>	<b>457</b>	<b>265</b>	<b>3561</b>	<b>58.0</b>	<b>7.79</b>	<b>22</b>	<b>4.8</b>	<b>17</b>	<b>3.7</b>	<b>88t</b>	<b>25/198</b>	<b>83.4</b>
<b>OPPONENTS</b>	<b>395</b>	<b>221</b>	<b>2678</b>	<b>55.9</b>	<b>6.78</b>	<b>13</b>	<b>3.3</b>	<b>32</b>	<b>8.1</b>	<b>80t</b>	<b>36/246</b>	<b>54.1</b>

# RECORDS



## 1968

### NFL CHAMPIONS

#### RECORD: 13-1 COACH: DON SHULA

#### FIRST – COASTAL DIVISION

#### HOME: 6-1 AWAY: 7-0

#### DIV: 6-0 CONF: 10-0 NCONF: 3-1

PRESEASON (5-1)			
DATE	RESULTS	OPPONENT	ATTENDANCE
8/3	W 14-12	@ Oakland	51,154
8/10	W 10-0	@ Chicago	31,917
8/16	W 15-13	@ Washington	45,810
8/23	L 7-14	@ Detroit	34,082
8/31	W 22-13	@ Miami	63,202
9/7	W 16-10	@ Dallas	69,520

REGULAR SEASON (13-1)			
DATE	RESULTS	OPPONENT	ATTENDANCE
9/15	W 27-10	SAN FRANCISCO	56,864
9/23	W 28-20	@ Atlanta	50,428
9/29	W 41-7	@ Pittsburgh	44,480
10/6	W 28-7	CHICAGO	60,238
10/13	W 42-14	@ San Francisco	32,822
10/20	L 20-30	CLEVELAND	60,238
10/27	W 26-10	LOS ANGELES RAMS	60,238
11/2	W 27-0	@ New York Giants	62,973
11/10	W 27-10	@ Detroit	55,170
11/17	W 27-0	ST. LOUIS	60,238
11/24	W 21-9	MINNESOTA	60,238
12/1	W 44-0	ATLANTA	60,238
12/7	W 16-3	@ Green Bay	50,861
12/15	W 28-24	@ Los Angeles Rams	69,397
12/22	W 24-14	MINNESOTA	60,238
12/29	W 34-0	@ Cleveland	80,628
1/12	L 7-16	NEW YORK JETS (at Miami)	75,389

TEAM STATISTICS		COLTS	OPP
TOTAL FIRST DOWNS			
Rushing	110	71	71
Passing	131	119	
Penalty	17	17	
TOTAL NET YARDS			
Avg. Per Game	334.4	241.2	
Total Plays	851	852	
Avg. Per Play	5.5	4.0	
NET YARDS RUSHING			
Avg. Per Game	129.2	95.6	
Total Rushes	463	375	
NET YARDS PASSING			
Avg. Per Game	205.1	145.5	
Tackled/Yards Lost	29/222	45/367	
Gross Yards	3094	2405	
Att./Completions	359/196	432/224	
Completion Pct.	54.6	51.9	
Had Intercepted	22	29	
POINTS/AVERAGE			
PENALTIES/YARDS	49/39.5	78/40.8	
RUMBLES/BALL LOST	75/655	72/799	
TOUCHDOWNS	23/12	29/12	
Rushing	50	16	
Passing	16	6	
Defense/Kicking	28	9	
	4/2	1/0	

SCORE BY PERIODS	1	2	3	4	TOTAL
COLTS	103	137	62	100	402
OPPONENTS	37	37	20	50	144

SCORING	TDR	TDP	TDR	TDR	PAT	FG	S	TP
Michaels					48-50	18-28	102	
Matte	9	1				60		
Richardson		8				48		
Orr		6				36		
Mackey		5				30		
Mitchell		4				24		
Pearson		2	2			24		
Cole		3				18		
Brown		2				12		
Hill		1	1			12		
Perkins		1				6		
Boyd				1		6		
Hilton				1		6		
Stukes				1		6		
Curtis				1		6		
Morrall		1				6		
<b>COLTS</b>	<b>16</b>	<b>28</b>	<b>6</b>	<b>48-50</b>	<b>18-28</b>	<b>0</b>	<b>402</b>	
<b>OPPONENTS</b>	<b>6</b>	<b>9</b>	<b>1</b>	<b>15-16</b>	<b>11-19</b>	<b>0</b>	<b>144</b>	

FGS	1-9	20-29	30-39	40-49	50+	TOT.
Michaels	8-9	4-6	6-6	0-5	0-2	18-28
<b>COLTS</b>	<b>8-9</b>	<b>4-6</b>	<b>6-6</b>	<b>0-5</b>	<b>0-2</b>	<b>18-28</b>
<b>OPP.</b>	<b>3-3</b>	<b>3-5</b>	<b>3-4</b>	<b>2-4</b>	<b>0-3</b>	<b>11-19</b>

Michaels:	(43.27,43.32)	(1)	(22.19,49)	(55)	(1)	(17.33)
	(17)	(10.27)	(16.37)	(13.27,21)	(29)	
	(48)	(16.35,22)	(37.15,15.47)	(53)		
<b>OPP.:</b>	<b>(38)</b>	<b>(14.24,50)</b>	<b>(1)</b>	<b>(50)</b>	<b>(47.11)</b>	<b>(19)</b>
	(21.25,50.45)	(1)	(43.36,31)	(1)	(45)	(24.30,25)

RUSHING	NO.	YDS.	AVG.	LG	TD
Matte	183	662	3.6	23	9
Cole	104	418	4.0	21	3
Hill	91	360	4.0	21	1
Brown	39	159	4.1	10	2
Mackey	10	103	10.3	33	0
Pearson	19	78	4.1	13	0
Morrall	11	18	1.6	11	1
Lee	3	12	4.0	21	0
Unitas	3	-1	-0.3	5	0
<b>COLTS</b>	<b>463</b>	<b>1809</b>	<b>3.9</b>	<b>33</b>	<b>16</b>
<b>OPPONENTS</b>	<b>375</b>	<b>1339</b>	<b>3.6</b>	<b>59t</b>	<b>6</b>

RECEIVING	NO.	YDS.	AVG.	LG	TD
Mackey	45	644	14.3	45	5
Richardson	37	698	18.9	79	8
Orr	29	743	25.6	84	6
Matte	25	275	11.0	50	1
Hill	18	161	8.9	19	1
Perkins	15	227	15.1	29	1
Cole	13	75	5.8	18	0
Mitchell	6	117	19.5	41	4
Brown	4	53	13.3	18	0
Pearson	2	70	35.0	61	2
Hawkins	2	31	15.5	18	0
<b>COLTS</b>	<b>196</b>	<b>3094</b>	<b>15.8</b>	<b>84</b>	<b>28</b>
<b>OPPONENTS</b>	<b>224</b>	<b>2405</b>	<b>10.7</b>	<b>71t</b>	<b>9</b>

INTERCEPTIONS	NO.	YDS.	AVG.	LG	TD
Boyd	8	160	20.0	49	1
Volk	6	154	25.7	90	0
Lyles	5	32	6.4	11	0
Logan	3	9	3.0	9	0
Gaubatz	2	15	7.5	13	0
Curtis	2	38	19.0	38	1
Stukes	1	60	60.0	60	1
Hilton	1	13	13.0	13	1
Shinnick	1	2	2.0	2	0
<b>COLTS</b>	<b>29</b>	<b>483</b>	<b>16.7</b>	<b>90</b>	<b>4</b>
<b>OPPONENTS</b>	<b>22</b>	<b>192</b>	<b>8.7</b>	<b>36</b>	<b>1</b>

PUNTING	NO.	YDS.	AVG.	LG	BLK.
Lee	49	1935	39.5	59	1
<b>COLTS</b>	<b>49</b>	<b>1935</b>	<b>39.5</b>	<b>59</b>	<b>1</b>
<b>OPPONENTS</b>	<b>78</b>	<b>3183</b>	<b>40.8</b>	<b>58</b>	<b>0</b>

PUNT RETURNS	NO.	FC	YDS.	AVG.	LG	TD
Volk	25	7	198	7.9	24	0
Brown	16	8	125	7.8	25	0
Logan	1	1	27	27.0	27	0
<b>COLTS</b>	<b>42</b>	<b>16</b>	<b>350</b>	<b>8.3</b>	<b>27</b>	<b>0</b>
<b>OPPONENTS</b>	<b>19</b>	<b>16</b>	<b>62</b>	<b>3.3</b>	<b>14</b>	<b>0</b>

KICKOFF RETURNS	NO.	YDS.	AVG.	LG	TD
Pearson	15	527	35.1	102t	2
Brown	15	298	19.9	29	0
Cole	5	123	24.6	34	0
Matte	1	22	22.0	22	0
Porter	1	19	19.0	19	0
Logan	1	14	14.0	14	0
<b>COLTS</b>	<b>38</b>	<b>1003</b>	<b>26.4</b>	<b>102t</b>	<b>2</b>
<b>OPPONENTS</b>	<b>71</b>	<b>1391</b>	<b>19.6</b>	<b>35</b>	<b>0</b>

### USUAL STARTERS

#### PRO BOWLERS IN BOLDFACE

OFFENSE	DEFENSE
WR Jimmy Orr	LDE Bubba Smith
<b>LT Bob Vogel</b>	LDT Billy Ray Smith
LG Glenn Ressler	<b>RTD Fred Miller</b>
C Bill Curry	RDE Ordell Braese
RG Dan Sullivan	<b>LLB Mike Curtis</b>
RT Sam Ball	MLB Dennis Gaubatz
<b>TE John Mackey</b>	RLB Don Shinnick
<b>WR Willie Richardson</b>	<b>LCB Bob Boyd</b>
<b>QB Earl Morrall</b>	RCB Jerry Lyles
<b>RB Tom Matte</b>	LS Jerry Logan
RB Jerry Hill	RS Rick Volk

PASSING	ATT.	COMP.	YDS.	PCT.	AVG./ATT.	TD	TD%	INT.	INT%	LG	SACKED	RATING
Morrall	317	182	2909	57.4	9.18	26	8.2	17	5.4	84t	24/180	93.2
Unitas	32	11	139	34.4	4.34	2	6.3	4	12.5	37t	2/15	30.1
Ward	9	3	46	33.3	5.11	0	0.0	1	11.1	22t	3/27	11.6
Matte	1	0	0	0.0	0.00	0	0.0	0	0.0	0	0/0	39.6
<b>COLTS</b>	<b>359</b>	<b>196</b>	<b>3094</b>	<b>54.6</b>	<b>8.62</b>	<b>28</b>	<b>7.8</b>	<b>22</b>	<b>6.1</b>	<b>84t</b>	<b>29/222</b>	<b>84.0</b>
<b>OPPONENTS</b>	<b>432</b>	<b>224</b>	<b>2405</b>	<b>51.9</b>	<b>5.57</b>	<b>9</b>	<b>2.1</b>	<b>29</b>	<b>6.7</b>	<b>71t</b>	<b>45/367</b>	<b>47.5</b>

# RECORDS



## 1969

RECORD: 8-5-1 COACH: DON SHULA

SECOND – COASTAL DIVISION

HOME: 4-2-1 AWAY: 4-3

DIV: 3-3 CONF: 5-4-1 NCONF: 3-1

PRESEASON (6-0)			
DATE	RESULTS	OPPONENT	ATTENDANCE
8/2	W 26-6	@ San Diego	52,171
8/9	W 34-30	@ Oakland	51,246
8/15	W 33-29	@ Houston	47,015
8/22	W 20-7	@ Buffalo	45,750
8/30	W 23-10	@ Miami	52,680
9/14	W 23-7	@ Dallas	58,975

REGULAR SEASON (8-5-1)			
DATE	RESULTS	OPPONENT	ATTENDANCE
9/21	L 20-27	LOS ANGELES RAMS	56,864
9/28	L 14-52	@ Minnesota	47,644
10/5	W 21-14	@ Atlanta	57,806
10/13	W 24-20	PHILADELPHIA	56,864
10/19	W 30-10	@ New Orleans	80,636
10/26	L 21-24	SAN FRANCISCO	60,238
11/2	W 41-17	WASHINGTON	60,238
11/9	W 14-6	GREEN BAY	60,238
11/16	L 17-20	@ San Francisco	38,472
11/23	W 24-21	@ Chicago	45,455
11/30	W 13-6	ATLANTA	60,238
12/7	T 17-17	DETROIT	60,238
12/13	L 10-27	@ Dallas	63,191
12/21	W 13-7	@ Los Angeles Rams	73,326

TEAM STATISTICS		COLTS	OPP
TOTAL FIRST DOWNS		255	256
Rushing		99	70
Passing		140	164
Penalty		16	22
TOTAL NET YARDS		4477	4649
Avg. Per Game		319.8	332.1
Total Plays		865	891
Avg. Per Play		5.2	5.2
NET YARDS RUSHING		1490	1400
Avg. Per Game		106.4	100.0
Total Rushes		417	399
NET YARDS PASSING		2987	3249
Avg. Per Game		213.4	232.1
Tackled/Yards Lost		19/156	33/250
Gross Yards		3143	3499
Att./Completions		429/225	459/271
Completion Pct.		52.4	59.0
Had Intercepted		27	15
PUNTS/AVERAGE		57/45.3	69/38.4
PENALTIES/YARDS		62/561	74/848
FUMBLES/BALL LOST		23/12	18/10
TOUCHDOWNS		34	32
Rushing		16	8
Passing		17	20
Defense/Kicking		0/1	4/0

SCORE BY PERIODS	1	2	3	4	TOTAL
COLTS	43	80	80	76	279
OPPONENTS	48	90	76	54	268

SCORING	TDR	TDP	TDRT	PAT	FG	S	TP
Matte	11	2					79
Michaels				33-34	14-31		75
Mitchell							18
Perkins			3				18
Richardson			3				18
Cole	2	1					18
Hill		2					12
Mackey		2					12
Duncan			1				6
Havrilak	1						6
Hinton			1				6
<b>COLTS</b>	<b>16</b>	<b>17</b>	<b>1</b>	<b>33-34</b>	<b>14-31</b>	<b>0</b>	<b>279</b>
<b>OPPONENTS</b>	<b>8</b>	<b>20</b>	<b>4</b>	<b>31-32</b>	<b>15-34</b>	<b>0</b>	<b>268</b>

FGS	1-19	20-29	30-39	40-49	50+	TOT.
Michaels	5-5	3-3	3-9	3-11	0-3	14-31
<b>COLTS</b>	<b>5-5</b>	<b>3-3</b>	<b>3-9</b>	<b>3-11</b>	<b>0-3</b>	<b>14-31</b>
<b>OPP.</b>	<b>6-6</b>	<b>5-5</b>	<b>3-9</b>	<b>1-13</b>	<b>0-1</b>	<b>15-34</b>

**Michaels: (15,41) (40) (52) (20,37,32) (33,57,43)**  
 (37,46) (49,12) (41) (41) (49,48,17)  
 (38,32,13,40) (12,53) (24,42) (22,36,39,31)  
**OPP.:** (29,41,15) (40) (33,43,44) (24,18)  
 (35,33) (18,47) (34,50) (14,38,45,35)  
 (46,34,44) (1) (41,22,32,22) (30,43,34,41,12)  
 (15,27,46) (1)

RUSHING	NO.	YDS.	AVG.	LG	TD
Matte	235	909	3.9	26	11
Cole	73	204	2.8	27	2
Hill	49	143	2.9	14	2
Pearson	24	81	3.4	11	0
Havrilak	5	49	9.8	29	1
Dunn	13	45	3.5	11	0
Perkins	3	36	12.0	18	0
Unitas	11	23	2.1	13	0
Mackey	2	3	1.5	7	0
Conjar	1	0	0.0	0	0
Hinton	1	-3	-3.0	-3	0
<b>COLTS</b>	<b>417</b>	<b>1490</b>	<b>3.6</b>	<b>29</b>	<b>16</b>
<b>OPPONENTS</b>	<b>399</b>	<b>1400</b>	<b>3.5</b>	<b>46</b>	<b>8</b>

RECEIVING	NO.	YDS.	AVG.	LG	TD
Richardson	43	646	15.0	39	3
Matte	43	513	11.9	49	2
Mackey	34	443	13.3	52	2
Perkins	28	391	14.0	47	3
Orr	25	474	19.0	47	2
Hinton	13	269	20.7	46	1
Hill	11	44	4.0	12	0
Mitchell	9	199	22.1	51	3
Cole	9	65	7.2	18	1
Dunn	5	30	6.0	10	0
Pearson	4	64	16.0	37	0
Havrilak	1	5	5.0	5	0
<b>COLTS</b>	<b>225</b>	<b>3143</b>	<b>14.0</b>	<b>52</b>	<b>17</b>
<b>OPPONENTS</b>	<b>271</b>	<b>3499</b>	<b>12.9</b>	<b>83t</b>	<b>20</b>

INTERCEPTIONS	NO.	YDS.	AVG.	LG	TD
Volk	4	36	9.0	23	0
Maxwell	3	37	12.3	22	0
Grant	3	0	0.0	0	0
Austin	2	10	5.0	10	0
Gaubatz	1	11	11.0	11	0
Stukes	1	6	6.0	6	0
Logan	1	6	6.0	6	0
<b>COLTS</b>	<b>25</b>	<b>106</b>	<b>7.1</b>	<b>23t</b>	<b>0</b>
<b>OPPONENTS</b>	<b>17</b>	<b>394</b>	<b>14.6</b>	<b>57t</b>	<b>3</b>

PUNTING	NO.	YDS.	AVG.	LG	BLK.
Lee	57	2580	45.3	66	0
<b>COLTS</b>	<b>57</b>	<b>2580</b>	<b>45.3</b>	<b>66</b>	<b>0</b>
<b>OPPONENTS</b>	<b>69</b>	<b>2647</b>	<b>38.4</b>	<b>63</b>	<b>1</b>

PUNT RETURNS	NO.	FC	YDS.	AVG.	LG	TD
Havrilak	13	7	56	4.3	13	0
Volk	10	6	58	5.8	14	0
Logan	8	2	41	5.1	11	0
Pearson	6	0	37	6.2	11	0
<b>COLTS</b>	<b>37</b>	<b>15</b>	<b>192</b>	<b>5.2</b>	<b>14</b>	<b>0</b>
<b>OPPONENTS</b>	<b>35</b>	<b>6</b>	<b>182</b>	<b>5.2</b>	<b>22</b>	<b>0</b>

KICKOFF RETURNS	NO.	YDS.	AVG.	LG	TD
Pearson	31	706	22.8	51	0
Duncan	19	560	29.5	92t	1
Hinton	1	24	24.0	24	0
<b>COLTS</b>	<b>51</b>	<b>1290</b>	<b>25.3</b>	<b>92t</b>	<b>1</b>
<b>OPPONENTS</b>	<b>55</b>	<b>1135</b>	<b>20.6</b>	<b>42</b>	<b>0</b>

### USUAL STARTERS PRO BOWLERS IN BOLDFACE

OFFENSE	DEFENSE
WR Jimmy Orr	LDE Bubba Smith
LT Bob Vogel	LDT Billy Ray Smith
LG Glenn Ressler	<b>RT Fred Miller</b>
C Bill Curry	RDE Roy Hilton
RG Dan Sullivan	LLB Bob Grant
RT Sam Ball	MLB Mike Curtis
TE John Mackey	RLB Ted Hendricks
WR Willie Richardson	LCB Charlie Stukes
QB John Unitas	RCB Tom Maxwell,
<b>RB Tom Matte</b>	Lenny Lyles
RB Jerry Hill,	LS Jerry Logan
Terry Cole	<b>RS Rick Volk</b>

PASSING	ATT.	COMP.	YDS.	PCT.	AVG./ATT.	TD	TD%	INT.	INT%	LG	SACKED	RATING
Unitas	327	178	2342	54.4	7.16	12	3.7	20	6.1	52t	12/93	64.0
Morrall	99	46	755	46.5	7.63	5	5.1	7	7.1	42t	7/63	60.0
Matte	3	1	46	33.3	15.33	0	0.0	0	0.0	46t	0/0	81.9
<b>COLTS</b>	<b>429</b>	<b>225</b>	<b>3143</b>	<b>52.4</b>	<b>7.33</b>	<b>17</b>	<b>4.0</b>	<b>27</b>	<b>6.3</b>	<b>52t</b>	<b>19/156</b>	<b>62.8</b>
<b>OPPONENTS</b>	<b>459</b>	<b>271</b>	<b>3499</b>	<b>59.0</b>	<b>7.62</b>	<b>20</b>	<b>4.4</b>	<b>15</b>	<b>3.3</b>	<b>83t</b>	<b>33/250</b>	<b>80.5</b>

# RECORDS



## 1970

### WORLD CHAMPIONS

RECORD: 11-2-1 COACH: DON MCCAFFERTY

FIRST - AFC EASTERN DIVISION

HOME: 5-1-1 AWAY: 6-1

DIV: 6-1-1 CONF: 8-2-1 NCONF: 3-0

PRESEASON (4-2)				
DATE	RESULTS	OPPONENT	ATTENDANCE	
8/8	W 33-21	@ Oakland	53,519	
8/14	W 17-3	@ Kansas City	38,341	
8/22	W 24-7	@ Denver	42,499	
8/29	L 13-20	@ Miami	73,533	
9/5	W 20-14	@ Detroit	34,500	
9/12	L 14-17	@ Washington	46,045	

REGULAR SEASON (11-2-1)				
DATE	RESULTS	OPPONENT	ATTENDANCE	
9/20	W 16-14	@ San Diego	47,782	
9/28	L 24-44	KANSAS CITY	53,911	
10/4	W 14-6	@ Boston	38,235	
10/11	W 24-20	@ Houston	48,050	
10/18	W 29-22	@ New York Jets	63,301	
10/25	W 27-3	BOSTON	60,240	
11/1	W 35-0	MIAMI	60,240	
11/9	W 13-10	Green Bay @ Milw.	48,063	
11/15	T 17-17	BUFFALO	60,240	
11/22	L 17-34	@ Miami	67,699	
11/29	W 21-20	CHICAGO	60,240	
12/6	W 29-10	PHILADELPHIA	60,240	
12/13	W 20-14	@ Buffalo	34,346	
12/19	W 35-20	NEW YORK JETS	60,240	
<b>12/26</b>	<b>W 17-0</b>	<b>CINCINNATI</b>	<b>51,127</b>	
<b>1/3</b>	<b>W 27-17</b>	<b>OAKLAND</b>	<b>56,368</b>	
<b>1/17</b>	<b>W 16-13</b>	<b>Dallas (at Miami)</b>	<b>79,204</b>	

TEAM STATISTICS		COLTS	OPP
TOTAL FIRST DOWNS		242	214
Rushing		70	79
Passing		148	120
Penalty		24	15
TOTAL NET YARDS		4134	3845
Avg. Per Game		295.3	274.6
Total Plays		860	883
Avg. Per Play		4.8	4.4
NET YARDS RUSHING		1336	1439
Avg. Per Game		95.4	102.8
Total Rushes		411	390
NET YARDS PASSING		2798	2406
Avg. Per Game		199.9	171.9
Tackled/Yards Lost		33/289	41/374
Gross Yards		3087	2780
Att./Completions		416/219	452/238
Completion Pct.		52.6	52.7
Had Intercepted		22	25
PUNTS/AVERAGE		63/44.7	78/38.4
PENALTIES/YARDS		71/708	101/1032
FUMBLES/BALL LOST		25/14	14/9
TOUCHDOWNS		38	25
Rushing		9	6
Passing		23	16
Defense/Kicking		3/3	2/1

SCORE BY PERIODS	1	2	3	4	TOTAL
COLTS	60	110	63	88	321
OPPONENTS	61	77	48	48	234

SCORING	TDR	TDP	TDR/T PAT	FG	S	TP
O'Brien			36-38	19-34		93
Jefferson	7					42
Hinton	2	5				42
Mitchell	4					24
Mackey	3					18
Bulaich	3					18
Maitland	1	1				12

SCORING	TDR	TDP	TDR/T PAT	FG	S	TP
Logan			2			12
Hill	2					12
Orr		2				6
Nowatzke	1					6
Perkins		1				6
Grant			1			6
Hendricks			1			6
Gardin			1			6
Duncan			1			6
<b>COLTS</b>	<b>9</b>	<b>23</b>	<b>6</b>	<b>36-38</b>	<b>19-34</b>	<b>0 321</b>
<b>OPPONENTS</b>	<b>6</b>	<b>16</b>	<b>3</b>	<b>25-25</b>	<b>19-35</b>	<b>1 234</b>

FGS	1-19	20-29	30-39	40-49	50+	TOT.
O'Brien	3-4	6-9	4-9	6-10	0-2	19-34
<b>COLTS</b>	<b>3-4</b>	<b>6-9</b>	<b>4-9</b>	<b>6-10</b>	<b>0-2</b>	<b>19-34</b>
<b>OPP.</b>	<b>4-4</b>	<b>8-9</b>	<b>2-5</b>	<b>5-17</b>	<b>0-2</b>	<b>19-37</b>
<b>O'Brien: (11 25 34 28) (26) (35) (43 34 45)</b>						
<b>(28 18 28 34) (12 48) (44) (30 42 29)</b>						
<b>(28 37 18) (38 23 42) (44) (45 53 44 47 51)</b>						
<b>(32 38) (25)</b>						
<b>OPP.: (46) (28 17 48) (44 13 23 47 25)</b>						
<b>(48 42 40 27 9) (41 46 38 42) (15 46 47)</b>						
<b>(49) (20 39 31) (36 52) (43 46)</b>						
<b>(28 45 50 27 43) (38) (1 25 29)</b>						

RUSHING	NO.	YDS.	AVG.	LG	TD
Bulaich	139	426	3.1	15	3
Nowatzke	73	248	3.4	14	1
Maitland	74	209	2.8	24	1
Havrilak	54	159	2.9	26	0
Hill	36	115	3.2	15	2
Hinton	5	58	11.6	21	2
Jefferson	4	47	11.8	19	0
Matte	12	43	3.6	16	0
Unitas	9	16	1.8	9	0
Morrall	2	6	3.0	5	0
Perkins	2	6	3.0	4	0
Conjar	1	3	3.0	3	0
<b>COLTS</b>	<b>411</b>	<b>1336</b>	<b>3.3</b>	<b>26</b>	<b>9</b>
<b>OPPONENTS</b>	<b>390</b>	<b>1439</b>	<b>3.7</b>	<b>45</b>	<b>6</b>

RECEIVING	NO.	YDS.	AVG.	LG	TD
Hinton	47	733	15.6	40	5
Jefferson	44	749	17.0	55	7
Mackey	28	435	15.5	54	3
Mitchell	20	261	13.1	44	4
Nowatzke	16	93	5.8	17	0
Havrilak	14	141	10.1	33	0
Bulaich	11	123	11.2	20	0
Orr	10	199	19.9	29	2
Perkins	10	194	19.4	41	1
Maitland	9	67	7.4	13	1
Hill	8	62	7.8	13	0
O'Brien	1	28	28.0	28	0
Matte	1	2	2.0	2	0
<b>COLTS</b>	<b>219</b>	<b>3087</b>	<b>14.1</b>	<b>55</b>	<b>23</b>
<b>OPPONENTS</b>	<b>238</b>	<b>2789</b>	<b>11.7</b>	<b>67</b>	<b>16</b>

INTERCEPTIONS	NO.	YDS.	AVG.	LG	TD
Logan	6	92	15.3	33	2
Curtis, M.	5	50	10.0	18	0
Volk	4	61	15.3	31	0
Stukes	3	52	17.3	47	0
Duncan	2	56	28.0	30	0
Grant	2	39	19.5	27	1
Hendricks	1	31	31.0	31	0
May	1	18	18.0	18	0
Curtis, T.	1	0	0.0	0	0
Maxwell	0	9	0.0	9	0
<b>COLTS</b>	<b>25</b>	<b>408</b>	<b>16.3</b>	<b>47</b>	<b>3</b>
<b>OPPONENTS</b>	<b>22</b>	<b>283</b>	<b>12.9</b>	<b>45</b>	<b>1</b>

PUNTING	NO.	YDS.	AVG.	LG	BLK.
Lee	63	2819	44.7	62	1
<b>COLTS</b>	<b>63</b>	<b>2819</b>	<b>44.7</b>	<b>62</b>	<b>1</b>
<b>OPPONENTS</b>	<b>78</b>	<b>2992</b>	<b>38.4</b>	<b>58</b>	<b>1</b>

PUNT RETURNS	NO.	FC	YDS.	AVG.	LG	TD
Gardin	28	20	330	11.8	80t	1
Volk	3	4	15	5.0	6	0
Curtis, T.	3	1	2	0.7	2	0
Logan	2	0	4	2.0	4	0
Havrilak	0	1	0	0.0	0	0
<b>COLTS</b>	<b>36</b>	<b>26</b>	<b>351</b>	<b>9.8</b>	<b>80t</b>	<b>1</b>
<b>OPPONENTS</b>	<b>38</b>	<b>9</b>	<b>365</b>	<b>9.4</b>	<b>77t</b>	<b>1</b>

KICKOFF RETURNS	NO.	YDS.	AVG.	LG	TD
Duncan	20	707	35.4	99t	1
Gardin	11	265	24.1	33	0
Nowatzke	7	93	13.3	21	0
Havrilak	2	36	18.0	20	0
Maitland	1	28	28.0	28	0
Grant	1	21	21.0	21	0
Jefferson	1	11	11.0	11	0
Newsome	1	0	0.0	0	0
Stukes	1	0	0.0	0	0
<b>COLTS</b>	<b>45</b>	<b>1161</b>	<b>25.8</b>	<b>99t</b>	<b>1</b>
<b>OPPONENTS</b>	<b>58</b>	<b>1237</b>	<b>21.3</b>	<b>56</b>	<b>0</b>

### USUAL STARTERS PRO BOWLERS IN BOLDFACE

OFFENSE	DEFENSE
WR Eddie Hinton	<b>LDE</b> Bubba Smith
LT Bob Vogel	LDT Billy Ray Smith
LG Glenn Ressler	RDE Roy Miller
C Bill Curry	RDE Roy Hilton
RG John Williams	LLB Bob Grant
RT Dan Sullivan	<b>MLB</b> Mike Curtis
TE John Mackey	RLB Ted Hendricks
WR Roy Jefferson	LCB Charlie Stukes
QB John Unitas	RCB Tom Maxwell
RB Norm Bulaich	<b>LS</b> Jerry Logan
RB Jerry Hill,	RS Rick Volk
Tom Nowatzke	

PASSING	ATT.	COMP.	YDS.	PCT.	AVG./ATT.	TD	TD%	INT.	INT%	LG	SACKED	RATING
Unitas	321	166	2213	51.7	6.89	14	4.4	18	5.6	55	19/158	65.1
Morrall	93	51	792	54.8	8.52	9	9.7	4	4.3	44	14/131	97.6
Havrilak	2	2	82	100.0	41.00	0	0.0	0	0.0	54	0/0	118.0
<b>COLTS</b>	<b>416</b>	<b>219</b>	<b>3087</b>	<b>52.6</b>	<b>7.28</b>	<b>23</b>	<b>5.5</b>	<b>22</b>	<b>5.3</b>	<b>55</b>	<b>33/289</b>	<b>73.3</b>
<b>OPPONENTS</b>	<b>452</b>	<b>238</b>	<b>2789</b>	<b>52.7</b>	<b>6.17</b>	<b>16</b>	<b>3.5</b>	<b>25</b>	<b>5.5</b>	<b>67</b>	<b>41/374</b>	<b>60.4</b>



# RECORDS



## 1971

RECORD: 10-4 COACH: DON MCCAFFERTY

SECOND - AFC EASTERN DIVISION

HOME: 5-2 AWAY: 5-2

DIV: 6-2 CONF: 8-3 NCONF: 2-1

PRESEASON (3-4)			
DATE	RESULTS	OPPONENT	ATTENDANCE
7/30	W 24-17	vs. College All Stars	52,289
8/7	L 3-10	KANSAS CITY	16,771
8/14	W 21-13	CHICAGO	17,593
8/22	L 20-23	@ Detroit	91,745
8/28	W 20-14	@ Washington	46,045
9/3	L 14-27	DALLAS	22,291
9/11	L 3-24	@ Oakland	50,212

REGULAR SEASON (10-4)			
DATE	RESULTS	OPPONENT	ATTENDANCE
9/19	W 22-0	NEW YORK JETS	56,458
9/26	L 13-14	CLEVELAND	56,837
10/3	W 23-3	@ New England	61,232
10/10	W 43-0	@ Buffalo	46,206
10/17	W 31-7	@ New York Giants	62,860
10/25	L 3-10	@ Minnesota	49,784
10/31	W 34-21	PITTSBURGH	60,238
11/4	W 24-17	LOS ANGELES RAMS	57,722
11/8	W 14-13	@ New York Jets	63,947
11/14	L 14-17	@ Miami	75,312
11/21	W 37-14	@ Oakland	54,689
12/5	W 24-0	BUFFALO	58,476
12/11	W 14-3	MIAMI	60,238
12/19	L 17-21	NEW ENGLAND	57,942
12/26	W 20-3	@ Cleveland	74,082
1/2	L 0-21	@ Miami	78,629

TEAM STATISTICS		COLTS	OPP
<b>TOTAL FIRST DOWNS</b>			
		242	166
Rushing		123	60
Passing		104	95
Penalty		15	11
<b>TOTAL NET YARDS</b>			
Avg. Per Game		290.8	203.7
Total Plays		883	746
Avg. Per Play		4.6	3.8
<b>NET YARDS RUSHING</b>			
Avg. Per Game		153.5	79.5
Total Rushes		512	352
<b>NET YARDS PASSING</b>			
Avg. Per Game		137.3	124.2
Tackled/Yards Lost		27/230	33/288
Gross Yards		2152	2027
Att./Completions		344/176	361/185
Completion Pct.		51.2	51.2
Had Intercepted		21	28
<b>PUNTS/AVERAGE</b>			
		62/41.0	88/39.9
<b>PENALTIES/YARDS</b>			
		57/529	67/687
<b>FUMBLES/BALL LOST</b>			
		26/11	22/13
<b>TOUCHDOWNS</b>			
Rushing		23	8
Passing		10	9
Defense/Kicking		2/1	1/0

SCORE BY PERIODS	1	2	3	4	TOTAL
COLTS	62	17	78	78	313
OPPONENTS	17	45	27	51	140

SCORING	TDR	TDP	TDR1	PAT	FG	S	TP
O'Brien				35-36	20-29		95
Bulaich	8	2					60
Matte	8						48
Nottingham	5		1				36
Perkins		4					24
Hinton		2					12
McCauley	2						12
Richardson		2					12
Hendricks		1					6
Newsome		1					6
TEAM						1	2
<b>COLTS</b>	<b>23</b>	<b>10</b>	<b>3</b>	<b>35-36</b>	<b>20-29</b>	<b>1</b>	<b>313</b>
<b>OPPONENTS</b>	<b>8</b>	<b>9</b>	<b>1</b>	<b>17-18</b>	<b>5-18</b>	<b>0</b>	<b>140</b>

FGS	1-19	20-29	30-39	40-49	50+	TOT.
O'Brien	4-4	7-8	3-4	5-11	1-2	20-29
<b>COLTS</b>	<b>4-4</b>	<b>7-8</b>	<b>3-4</b>	<b>5-11</b>	<b>1-2</b>	<b>20-29</b>
<b>OPP.</b>	<b>1-1</b>	<b>2-4</b>	<b>2-5</b>	<b>0-6</b>	<b>0-2</b>	<b>5-18</b>

O'Brien:	(38,21,21)	(27,32)	(42,41,50)	(42,28)
	(27)	(45,40)	(20,9,40)	(51,48,32) (1) (45)
	(11,28,45)	(40,37,29,13) (1) (12,40)		
<b>OPP.:</b>	(1) (44,35)	(34,46,46)	(49) (35) (32) (1) (20,45)	
	(22) (54,20) (1) (22,58)	(31,17) (47)		

RUSHING	NO.	YDS.	AVG.	LG	TD
Bulaich	152	741	4.9	67t	8
Matte	173	607	3.5	26	8
Nottingham	95	388	4.1	36	5
McCauley	58	246	4.2	19	2
Hinton	4	56	14.0	30	0
Perkins	5	35	7.0	18	0
Richardson	2	27	13.5	24	0
Mackey	3	18	6.0	9	0
Morrall	6	13	6.5	16	0
Mitchell	2	9	4.5	13	0
Unitas	9	5	0.6	3	0
Pittman	2	3	1.5	3	0
Nowatzke	1	1	1.5	1	0
<b>COLTS</b>	<b>512</b>	<b>2149</b>	<b>4.2</b>	<b>67t</b>	<b>23</b>
<b>OPPONENTS</b>	<b>352</b>	<b>1113</b>	<b>3.2</b>	<b>27</b>	<b>8</b>

RECEIVING	NO.	YDS.	AVG.	LG	TD
Mitchell	33	402	12.2	35	0
Matte	29	239	8.3	34	0
Hinton	25	436	17.4	33	2
Bulaich	25	229	9.2	30	2
Perkins	24	424	17.7	64	4
Nottingham	15	88	5.9	35	0
Mackey	11	143	13.0	28	0
Richardson	10	173	17.3	49	2
McCauley	3	6	2.0	8	0
Havilak	1	12	12.0	12	0
<b>COLTS</b>	<b>176</b>	<b>2152</b>	<b>12.2</b>	<b>64</b>	<b>10</b>
<b>OPPONENTS</b>	<b>185</b>	<b>2027</b>	<b>11.0</b>	<b>88t</b>	<b>9</b>

INTERCEPTIONS	NO.	YDS.	AVG.	LG	TD
Stukes	8	95	11.9	40	0
Hendricks	5	70	14.0	40	0
Volk	4	36	9.0	21	0
Logan	4	28	7.0	23	0
Curtis	3	44	14.7	31	0
Newsome	2	19	9.5	19t	1
May	1	46	46.0	46	0
Nowatzke	1	29	29.0	29	0
<b>COLTS</b>	<b>28</b>	<b>367</b>	<b>13.1</b>	<b>46</b>	<b>1</b>
<b>OPPONENTS</b>	<b>21</b>	<b>220</b>	<b>10.5</b>	<b>60t</b>	<b>1</b>

PUNTING	NO.	YDS.	AVG.	LG	BLK.
Lee	62	2542	41.0	76	0
<b>COLTS</b>	<b>62</b>	<b>2542</b>	<b>41.0</b>	<b>76</b>	<b>0</b>
<b>OPPONENTS</b>	<b>88</b>	<b>3422</b>	<b>38.9</b>	<b>61</b>	<b>0</b>

PUNT RETURNS	NO.	FC	YDS.	AVG.	LG	TD
Volk	22	20	118	5.4	18	0
Dunlap	8	2	112	14.0	57	0
Curtis	7	10	15	2.1	10	0
Kern	3	1	19	6.3	7	0
Gardin	2	0	75	37.5	65	0
Logan	1	0	12	12.0	12	0
Duncan	0	1	0	0.0	0	0
<b>COLTS</b>	<b>43</b>	<b>34</b>	<b>351</b>	<b>8.2</b>	<b>65</b>	<b>0</b>
<b>OPPONENTS</b>	<b>40</b>	<b>14</b>	<b>267</b>	<b>6.7</b>	<b>16</b>	<b>0</b>

KICKOFF RETURNS	NO.	YDS.	AVG.	LG	TD
Pittman	14	330	23.6	37	0
McCauley	8	194	24.5	29	0
Duncan	3	102	34.0	54	0
Dunlap	1	28	28.0	28	0
Logan	1	16	16.0	16	0
Stukes	1	8	8.0	8	0
Nowatzke	1	1	1.0	1	0
Curtis	1	0	0.0	0	0
Matte	1	0	0.0	0	0
Mitchell, T.	1	0	0.0	0	0
<b>COLTS</b>	<b>32</b>	<b>679</b>	<b>21.2</b>	<b>54</b>	<b>0</b>
<b>OPPONENTS</b>	<b>62</b>	<b>1345</b>	<b>21.7</b>	<b>57</b>	<b>0</b>

### USUAL STARTERS PRO BOWLERS IN BOLDFACE

OFFENSE	DEFENSE
WR <b>Eddie Hinton</b>	<b>LDE</b> <b>Bubba Smith</b>
<b>LT</b> <b>Bob Vogel</b>	<b>LDT</b> Billy Newsome
LG <b>Glenn Ressler</b>	RDE Fred Miller
<b>C</b> <b>Bill Curry</b>	RDT Roy Hiltton
RG John Williams	LLB Ray May
RT Dan Sullivan	<b>MLB</b> <b>Mike Curtis</b>
TE Tom Mitchell	<b>RLB</b> <b>Ted Hendricks</b>
WR Ray Perkins	LCB Charlie Stukes
QB Earl Morrall	RCB Jim Duncan
RB Tom Matte	<b>LS</b> <b>Jerry Logan</b>
<b>RB</b> <b>Norm Bulaich</b>	<b>RS</b> <b>Rick Volk</b>

PASSING	ATT.	COMP.	YDS.	PCT.	AVG./ATT.	TD	TD%	INT.	INT%	LG	SACKED	RATING
Unitas	176	92	942	52.3	5.35	3	1.7	9	5.1	35t	15/129	52.3
Morrall	167	84	1210	50.3	7.19	7	4.2	12	7.2	64t	11/89	58.2
Matte	1	0	0	0.0	0.00	0	0.0	0	0.0	0	1/12	39.6
<b>COLTS</b>	<b>344</b>	<b>176</b>	<b>2152</b>	<b>51.2</b>	<b>6.10</b>	<b>10</b>	<b>2.9</b>	<b>21</b>	<b>6.1</b>	<b>64t</b>	<b>27/230</b>	<b>55.0</b>
<b>OPPONENTS</b>	<b>361</b>	<b>185</b>	<b>2027</b>	<b>51.2</b>	<b>5.61</b>	<b>9</b>	<b>2.5</b>	<b>28</b>	<b>7.8</b>	<b>88t</b>	<b>33/288</b>	<b>44.2</b>

# RECORDS



## 1972

RECORD: 5-9 COACH: DON MCCAFFERTY (5), JOHN SANDUSKY (9)

THIRD – AFC EASTERN DIVISION

HOME: 2-5 AWAY: 3-4

DIV: 4-4 CONF: 5-6 NCONF: 0-3

PRESEASON (3-3)			
DATE	RESULTS	OPPONENT	ATTENDANCE
8/4	L 3-33	@ Washington	42,864
8/14	L 0-16	@ Oakland	53,627
8/21	W 23-17	@ Kansas City	76,882
8/26	W 16-13	@ Pittsburgh	37,221
9/1	L 17-24	@ Detroit	40,238
9/10	W 20-17	@ Denver	49,605

REGULAR SEASON (5-9)			
DATE	RESULTS	OPPONENT	ATTENDANCE
9/17	L 3-10	ST. LOUIS	53,652
9/24	L 34-44	NEW YORK JETS	56,626
10/1	W 17-0	@ Buffalo	46,206
10/8	L 20-23	SAN DIEGO	55,459
10/15	L 0-21	DALLAS	58,992
10/22	L 20-24	@ New York Jets	62,948
10/29	L 0-23	MIAMI	60,000
11/6	W 24-17	@ New England	60,999
11/12	L 21-24	@ San Francisco	61,214
11/19	W 20-19	@ Cincinnati	49,512
11/26	W 31-0	NEW ENGLAND	54,907
12/3	W 35-7	BUFFALO	55,390
12/10	L 10-24	@ Kansas City	44,175
12/16	L 0-16	@ Miami	80,010

TEAM STATISTICS		COLTS	OPP
TOTAL FIRST DOWNS			
		251	233
Rushing			
		97	111
Passing			
		124	109
Penalty			
		30	13
TOTAL NET YARDS			
		4187	4312
Avg. Per Game			
		299.1	308.0
Total Plays			
		868	853
Avg. Per Play			
		4.8	5.1
NET YARDS RUSHING			
		1894	1989
Avg. Per Game			
		135.3	142.1
Total Rushes			
		462	515
NET YARDS PASSING			
		2293	2323
Avg. Per Game			
		163.8	165.9
Tackled/Yards Lost			
		25/210	25/232
Gross Yards			
		2503	2555
Att./Completions			
		381/203	313/178
Completion Pct.			
		53.3	56.9
Had Intercepted			
		12	23
POINTS/AVERAGE			
		57/42.1	71/39.0
PENALTIES/YARDS			
		58/605	84/826
FUMBLES/BALL LOST			
		37/22	22/13
TOUCHDOWNS			
		28	30
Rushing			
		10	15
Passing			
		15	15
Defence/Kicking			
		2/1	0/0

SCORE BY PERIODS					
	1	2	3	4	TOTAL
COLTS	48	70	58	59	235
OPPONENTS	57	70	47	78	252

SCORING	TDR	TDP	TDRT	PAT	FG	S	TP
O'Brien	2		24-24	13-31	75		
Havrilak	2	4			36		
McCauley	2	2	1		30		
Mitchell, T.		4			24		
Nottingham	3				18		
Mitchell, L.	1	1			12		
Matte		1			6		
Bulaich	1				6		
Munsey			1		6		
Curtis			1		6		
Hinton		1			6		
Domres	1				6		
Schlapak				4-4	0-8	4	
COLTS	10	15	3	28-28	13-39	0	235
OPPONENTS	15	15	0	27-30	15-24	0	252
FGS	1-19	20-29	30-39	40-49	50+TOT.		
O'Brien	2-3	6-8	3-8	2-12	0-0	13-31	
Shlapak	0-0	0-0	0-0	0-5	0-3	0-9	
COLTS	2-3	6-8	3-8	2-17	0-3	13-39	
OPP.	1-1	4-4	3-4	5-10	2-5	15-24	

O'Brien: (30,48,47,42,38) (14,32,28) (30,43,30,45)  
 (22,20) (48,48) (22,41,33,28,44) (41) (9,18)  
 (1) (31,33,26) (40,44) (1) (22) (20)  
 Shlapak: (1) (1) (1) (1) (54) (52) (50) (1) (47,47)  
 (45,48,46) (1)  
 OPP.: (41) (48,43,14) (42) (51,40,27) (57,39,42)  
 (29) (24) (36) (44) (40,25) (48) (51) (31,53)  
 (40,50,35)

RUSHING	NO.	YDS.	AVG.	LG	TD
McCauley	178	675	3.8	36	2
Nottingham	123	466	3.8	25	3
Mitchell, L.	45	215	4.8	14	1
Matte	33	137	4.2	18	0
Domres	30	137	4.6	15	1
Bulaich	27	109	4.0	18	1
Havrilak	12	72	6.0	32	2
Doughty	2	33	16.5	17	0
Unitas	3	15	5.0	8	0
Nowatzke	3	11	3.7	6	0
O'Brien	3	9	3.0	7	0
Mildren	3	8	2.7	5	0
Mitchell, T.	0	7	0.0	7	0
COLTS	462	1894	4.1	36	10
OPPONENTS	515	1989	3.9	32	15

RECEIVING	NO.	YDS.	AVG.	LG	TD
Mitchell, T.	40	494	12.4	34	4
Havrilak	33	571	17.3	62	4
McCauley	30	256	8.5	34	2
Nottingham	25	191	7.6	27	0
Mitchell, L.	18	147	8.2	26	1
Matte	14	182	13.0	43	1
O'Brien	11	263	23.9	43	2
Hinton	11	146	13.3	63	1
Bulaich	9	55	6.1	10	0
Speyrer	8	114	14.3	21	0
Doughty	3	31	10.3	19	0
Mosier	1	53	53.0	53	0
COLTS	203	2503	12.3	63	15
OPPONENTS	178	2555	14.3	83	15

INTERCEPTIONS	NO.	YDS.	AVG.	LG	TD
Stukes	5	23	4.6	11	0
Volk	4	86	21.5	23	0
Curtis	4	74	18.5	33	1
Logan	4	47	11.8	20	0
May	2	43	21.5	37	0
Hendricks	2	13	6.5	13	0
Laird	1	31	31.0	31	0
Hepburn	1	14	14.0	14	0
COLTS	23	331	14.4	37	1
OPPONENTS	12	169	14.1	38	0

PUNTING	NO.	YDS.	AVG.	LG	BLK.
Lee	57	2400	42.1	60	1
COLTS	57	2400	42.1	60	1
OPPONENTS	71	2766	39.0	61	1

PUNT RETURNS	NO.	FC	YDS.	AVG.	LG	TD
Laird	34	11	303	8.9	42	0
Volk	5	7	25	5.0	8	0
Logan	4	1	20	5.0	7	0
COLTS	43	19	348	8.1	42	0
OPPONENTS	29	12	204	7.0	27	0

KICKOFF RETURNS	NO.	YDS.	AVG.	LG	TD
Laird	29	843	29.1	73	0
McCauley	13	377	29.0	93t	1
Nottingham	2	38	19.0	19	0
Bulaich	1	62	62.0	62	0
Mildren	1	1	1.0	1	0
Hendricks	1	0	0.0	0	0
COLTS	47	1321	28.1	93t	1
OPPONENTS	50	1091	21.8	49	0

### USUAL STARTERS

#### PRO BOWLERS IN BOLDFACE

OFFENSE	DEFENSE
WR Jim O'Brien	LDE Billy Newsome
LT Bob Vogel	LDT Fred Miller
LG Glenn Ressler	RDT Jim Bailey
<b>C Bill Curry</b>	RDE Roy Hilton
RG Dan Sullivan	<b>MLB Ted Hendricks</b>
RT Dennis Nelson	MLB Mike Curtis
TE Tom Mitchell	RLB Ray May
WR Sam Havrilak	LCB Charlie Stukes
QB Marty Domres	RCB Lonnie Hepburn
RB Don McCauley	LS Jerry Logan
RB Don Nottingham	RS Rick Volk
	<b>KR Bruce Laird</b>

PASSING	ATT.	COMP.	YDS.	PCT.	AVG./ATT.	TD	TD%	INT.	INT%	LG	SACKED	RATING
Domres	222	115	1392	51.8	6.27	11	5.0	6	2.7	62	11/96	76.6
Unitas	157	88	1111	56.1	7.08	4	2.5	6	3.8	63	14/114	70.8
Havrilak	1	0	0	0.0	0.00	0	0.0	0	0.0	0	0/0	39.6
Mildren	1	0	0	0.0	0.00	0	0.0	0	0.0	0	0/0	39.6
COLTS	381	203	2503	53.3	6.57	15	3.9	12	3.2	63	25/210	73.9
OPPONENTS	313	178	2555	56.9	8.16	15	4.8	23	7.4	83	25/232	68.8

# RECORDS



## 1973

RECORD: 4-10 COACH: HOWARD SCHNELLENBERGER

FIFTH – AFC EASTERN DIVISION

HOME: 3-4 AWAY: 1-6

DIV: 2-6 CONF: 2-9 NCONF: 2-1

PRESEASON (2-4)				
DATE	RESULTS	OPPONENT	ATTENDANCE	
8/4	L 7-34	@ Pittsburgh	50,350	
8/11	L 20-34	@ Atlanta	57,122	
8/18	W 32-28	@ Detroit	33,174	
8/25	L 3-20	@ Washington	54,947	
9/1	L 9-20	@ Houston	41,571	
9/9	W 17-10	@ Denver	41,860	

REGULAR SEASON (4-10)				
DATE	RESULTS	OPPONENT	ATTENDANCE	
9/16	L 14-24	@ Cleveland	74,303	
9/23	L 10-34	NEW YORK JETS	55,942	
9/30	W 14-10	NEW ORLEANS	52,233	
10/7	L 16-24	@ New England	57,044	
10/14	L 13-31	@ Buffalo	78,875	
10/21	W 29-27	@ Detroit	48,058	
10/28	L 21-34	OAKLAND	59,008	
11/4	L 27-31	HOUSTON	52,707	
11/11	L 0-44	@ Miami	60,332	
11/18	L 14-22	@ Washington	52,675	
11/25	L 17-24	BUFFALO	52,250	
12/2	L 17-20	@ New York Jets	61,009	
12/9	W 16-3	MIAMI	58,446	
12/16	W 18-13	NEW ENGLAND	52,065	

TEAM STATISTICS	COLTS	OPP
TOTAL FIRST DOWNS	218	243
Rushing	121	104
Passing	79	123
Penalty	18	16
3rd Down M/A/Pct	82/203/40.4	67/175/38.3
TOTAL NET YARDS	3506	4488
Avg. Per Game	250.4	320.6
Total Plays	868	847
Avg. Per Play	4.0	5.3
NET YARDS RUSHING	2031	2089
Avg. Per Game	145.1	149.2
Total Rushes	536	491
NET YARDS PASSING	1475	2399
Avg. Per Game	105.4	171.4
Tackled/Yards Lost	32/271	25/200
Gross Yards	1746	2599
Att./Completions	300/137	331/199
Completion Pct.	45.7	60.1
Had Intercepted	25	15
PUNTS/AVERAGE	62/38.7	47/37.4
PENALTIES/YARDS	57/483	69/684
FUMBLES/BALL LOST	18/13	35/22
TOUCHDOWNS	26	39
Rushing	9	15
Passing	14	16
Defense/Kicking	1/2	6/2

SCORE BY PERIODS	1	2	3	4	TOTAL
COLTS	45	34	50	97	226
OPPONENTS	53	108	64	116	341

SCORING	TDR	TDP	TDRT	PAT	FG	S	TP
Hunt					22-24		16-28
Speyrer	4	1					30
Doughty	4						24
Mitchell, T.	4						24
Domres	2						12
McCauley	2						12
Mitchell, L.	2						12
Olds	2						12
Hendricks			1				6
Nottingham	1						6
Chester		1					6
White			1				6
Andrews		1					6
<b>COLTS</b>	<b>9</b>	<b>14</b>	<b>3</b>	<b>22-24</b>	<b>16-28</b>	<b>0</b>	<b>190</b>
<b>OPPONENTS</b>	<b>15</b>	<b>16</b>	<b>8</b>	<b>38-39</b>	<b>23-33</b>	<b>0</b>	<b>341</b>

FGS	1-19	20-29	30-39	40-49	50+TOT.
Hunt	6-6	6-8	4-6	0-5	0-3 16-28
<b>COLTS</b>	<b>6-6</b>	<b>6-8</b>	<b>4-6</b>	<b>0-5</b>	<b>0-3 16-28</b>
<b>OPP.</b>	<b>9-10</b>	<b>3-4</b>	<b>8-11</b>	<b>2-5</b>	<b>1-3 23-33</b>

Hunt:	(46,33)	(17)	(27)	(38,27,38)	(19,22)
	(14,20,29)	(1)	(22,38,50,36)	(1)	(52)
	(49,43,23,27)	(17,50,46)	(19,43)	(16,32)	
<b>OPP.:</b>	<b>(14)</b>	<b>(22,16)</b>	<b>(45,17)</b>	<b>(40,18)</b>	<b>(52)</b>
	<b>(27,30)</b>	<b>(47,38)</b>	<b>(13,54,14,38)</b>		
	<b>(35,18,37,42,29)</b>	<b>(36,25)</b>	<b>(30,32,18)</b>	<b>(42,10)</b>	
			<b>(52,36)</b>		

RUSHING	NO.	YDS.	AVG.	LG	TD
Mitchell, L.	253	963	3.8	36	2
McCauley	144	514	3.6	24	2
Domres	32	126	3.9	14	2
Nottingham	28	118	4.2	20	1
Ginn	26	100	3.9	17	2
Doughty	10	96	9.6	30	0
Jones	18	58	3.2	17	0
Ginn	16	47	2.9	8	0
Mildren	2	14	7.0	10	0
Havrlik	2	9	4.5	8	0
Nelson	0	3	0.0	3	0
Chester	1	1	1.0	1	0
Speyrer	1	1	1.0	1	0
Smith	1	-3	-3.0	-3	0
Lee	2	-16	-8.0	0	0
<b>COLTS</b>	<b>536</b>	<b>2031</b>	<b>3.8</b>	<b>36</b>	<b>9</b>
<b>OPPONENTS</b>	<b>491</b>	<b>2089</b>	<b>4.2</b>	<b>78</b>	<b>15</b>

RECEIVING	NO.	YDS.	AVG.	LG	TD
Doughty	25	587	23.5	66	4
Mitchell, T.	25	313	12.5	33	4
McCauley	25	186	7.4	34	0
Chester	18	181	10.1	40	1
Speyrer	17	311	18.3	47	4
Mitchell, L.	17	113	6.7	14	0
Ginn	3	2	0.7	6	0
Nottingham	2	10	5.0	5	0
Olds	2	-4	-2.0	1	0
Smith	1	37	37.0	37	0
Havrlik	1	9	9.0	9	0
Andrews	1	1	1.0	1t	1
<b>COLTS</b>	<b>137</b>	<b>1746</b>	<b>12.7</b>	<b>66</b>	<b>14</b>
<b>OPPONENTS</b>	<b>199</b>	<b>2599</b>	<b>13.1</b>	<b>66</b>	<b>16</b>

INTERCEPTIONS	NO.	YDS.	AVG.	LG	TD
White	4	40	10.0	22	1
Hendricks	3	33	11.0	24	0
Kern	2	22	11.0	22	0
Oldham	2	10	5.0	7	0
Curtis	2	9	4.5	9	0
Kacmarek	1	2	2.0	2	0
Volk	1	0	0.0	0	0
<b>COLTS</b>	<b>15</b>	<b>116</b>	<b>7.7</b>	<b>24</b>	<b>1</b>
<b>OPPONENTS</b>	<b>25</b>	<b>336</b>	<b>13.4</b>	<b>45t</b>	<b>4</b>

PUNTING	NO.	YDS.	AVG.	LG	BLK.
Lee	62	2402	38.7	60	2
<b>COLTS</b>	<b>62</b>	<b>2402</b>	<b>38.7</b>	<b>60</b>	<b>2</b>
<b>OPPONENTS</b>	<b>47</b>	<b>1758</b>	<b>37.4</b>	<b>57</b>	<b>1</b>

PUNT RETURNS	NO.	FC	YDS.	AVG.	LG	TD
Laird	15	6	72	4.8	13	0
Volk	7	7	45	6.4	13	0
Kern	2	0	12	6.0	9	0
<b>COLTS</b>	<b>24</b>	<b>13</b>	<b>129</b>	<b>5.4</b>	<b>13</b>	<b>0</b>
<b>OPPONENTS</b>	<b>28</b>	<b>21</b>	<b>280</b>	<b>10.0</b>	<b>54</b>	<b>0</b>

KICKOFF RETURNS	NO.	YDS.	AVG.	LG	TD
Laird	24	547	22.8	51	0
Speyrer	17	496	29.1	101t	1
Ginn	9	198	22.0	29	0
Olds	3	14	4.7	10	0
Volk	2	16	8.0	16	0
White	1	17	17.0	17	0
Nottingham	1	17	17.0	17	0
Andrews	1	13	13.0	13	0
Munsey	1	13	13.0	13	0
McCauley	1	12	12.0	12	0
<b>COLTS</b>	<b>60</b>	<b>1343</b>	<b>22.4</b>	<b>101t</b>	<b>1</b>
<b>OPPONENTS</b>	<b>42</b>	<b>950</b>	<b>22.6</b>	<b>60</b>	<b>0</b>

### USUAL STARTERS PRO BOWLERS IN BOLDFACE

OFFENSE	DEFENSE
WR Cotton Speyrer	LDE Mike Barnes
LT Tom Drougas	LDT Jim Bailey
LG Glenn Ressler	RDT Joe Ehrmann
RG Ken Mendenhall	RDE Joe Schmiesing
CE Elmer Collett	<b>LLB Ted Hendricks</b>
RT Dennis Nelson	MLB Mike Curtis
TE Raymond Chester	RLB Stan White
WR Glenn Doughty	LCB Rex Kern
QB Marty Domres	RCB Nelson Munsey
RB Lydell Mitchell	LS Jack Mildren
RB Don McCauley	RS Rick Volk

PASSING	ATT.	COMP.	YDS.	PCT.	AVG./ATT.	TD	TD%	INT.	INT%	LG	SACKED	RATING
Domres	191	93	1153	48.7	6.04	9	4.7	13	6.8	66t	18/145	55.2
Jones	108	43	539	39.8	4.99	4	3.7	12	11.1	51t	14/126	28.8
Speyrer	1	1	54	100.0	54.00	1	100.0	0	0.0	54t	0/0	158.3
<b>COLTS</b>	<b>300</b>	<b>137</b>	<b>1746</b>	<b>45.7</b>	<b>5.82</b>	<b>14</b>	<b>4.7</b>	<b>25</b>	<b>8.3</b>	<b>66t</b>	<b>32/271</b>	<b>45.2</b>
<b>OPPONENTS</b>	<b>331</b>	<b>199</b>	<b>2599</b>	<b>60.1</b>	<b>7.85</b>	<b>16</b>	<b>4.8</b>	<b>15</b>	<b>4.5</b>	<b>66t</b>	<b>25/200</b>	<b>82.1</b>

# RECORDS



## 1974

RECORD: 2-12 COACH: HOWARD SCHNELLENBERGER (3), JOE THOMAS (11)

FIFTH – AFC EASTERN DIVISION

HOME: 0-7 AWAY: 2-5

DIV: 1-7 CONF: 1-10 NCONF: 1-2

PRESEASON (1-4)			
DATE	RESULTS	OPPONENT	ATTENDANCE
8/9	L 3-6	DETROIT	6,792
8/17	W 37-3	@ Cleveland	25,116
8/26	L 16-20	CHICAGO	29,987
8/31	L 7-23	@ Atlanta	39,668
9/6	L 6-7	@ Washington	29,704

REGULAR SEASON (2-12)			
DATE	RESULTS	OPPONENT	ATTENDANCE
9/15	L 0-30	@ Pittsburgh	48,890
9/22	L 13-20	GREEN BAY	41,252
9/29	L 10-30	@ Philadelphia	64,205
10/6	L 3-42	@ New England	59,502
10/13	L 14-27	BUFFALO	42,089
10/20	W 35-20	@ New York Jets	51,745
10/27	L 7-17	@ Miami	65,868
11/3	L 14-24	CINCINNATI	40,037
11/10	L 6-17	DENVER	37,959
11/17	W 17-7	@ Atlanta	41,278
11/24	L 17-27	NEW ENGLAND	38,971
12/1	L 0-6	@ Buffalo	75,325
12/8	L 16-17	MIAMI	43,563
12/15	L 38-45	NEW YORK JETS	38,168

TEAM STATISTICS		COLTS	OPP
TOTAL RUSHING DOWNS		244	237
Rushing		110	120
Passing		109	101
Penalty		25	16
3rd Down M/A/Pct	98/222/44.1	87/198/43.9	
TOTAL NET YARDS		3943	4126
Avg. Per Game		274.5	294.7
Total Plays		924	849
Avg. Per Play		4.2	4.9
NET YARDS RUSHING		1818	1961
Avg. Per Game		129.9	140.1
Total Rushes		450	516
NET YARDS PASSING		2025	2165
Avg. Per Game		144.6	154.6
Tackled/Yards Lost		49/399	21/183
Gross Yards		2424	2348
Att./Completions		425/221	312/180
Completion Pct.		52.0	57.7
Had Intercepted		24	10
PUNTS/AVERAGE		71/37.1	67/38.4
PENALTIES/YARDS		66/587	75/737
FUMBLES/BALL LOST		28/13	25/14
TOUCHDOWNS		22	40
Rushing		13	20
Passing		9	16
Defense/Kicking		0/0	4/0

SCORE BY PERIODS					
COLTS	1	2	3	4	TOTAL
COLTS	13	56	48	73	190
OPPONENTS	51	142	62	74	329

SCORING	TDR	TDP	TDRT	PAT	FG	S	TP
Linhart				22-22	12-20	58	
Mitchell	5	2				42	
Jones	4					24	
Olds	1	2				18	
Domres	2					12	
Doughty		2				12	
Chester	1					6	
McCauley	1					6	
Orduna	1					6	
Speyrer	1					6	
<b>COLTS</b>	<b>13</b>	<b>9</b>	<b>0</b>	<b>22-22</b>	<b>12-20</b>	<b>0</b>	<b>190</b>
<b>OPPONENTS</b>	<b>20</b>	<b>16</b>	<b>4</b>	<b>38-40</b>	<b>17-27</b>	<b>0</b>	<b>329</b>

FGS	1-19	20-29	30-39	40-49	50+	TOT.
Linhart	0-0	8-8	2-5	2-6	0-1	12-20
<b>COLTS</b>	<b>0-0</b>	<b>8-8</b>	<b>2-5</b>	<b>2-6</b>	<b>0-1</b>	<b>12-20</b>
<b>OPP.</b>	<b>1-1</b>	<b>7-8</b>	<b>7-12</b>	<b>1-5</b>	<b>1-1</b>	<b>17-27</b>

Linhart:	( )	(37,23,47)	(45)	(31,27)	(42)	(37)	(37)
	( )	(21,26)	(37,49)	(48,25)	(52)	(26,40,20)	(26)
<b>OPP.:</b>	( )	(31,52,39)	(20,38,42)	( )	(28,29,33,35)	( )	( )
	( )	(23,42,33)	(33,40,18)	(37)	(45)	(33,28)	( )
	( )	(20,31)	(27)	(30,37,43,25)			

RUSHING	NO.	YDS.	AVG.	LG	TD
Mitchell	214	757	3.5	31	5
Olds	129	475	3.7	34	1
Jones	39	279	7.2	39	4
Domres	22	145	6.6	21	2
McCauley	30	90	3.0	15	0
Doughty	7	51	7.3	17	0
Scott	2	12	6.0	9	0
Andrews	5	6	1.2	4	0
Orduna	2	3	1.5	2	1
<b>COLTS</b>	<b>450</b>	<b>1818</b>	<b>4.0</b>	<b>39</b>	<b>13</b>
<b>OPPONENTS</b>	<b>516</b>	<b>1961</b>	<b>3.8</b>	<b>69</b>	<b>20</b>

RECEIVING	NO.	YDS.	AVG.	LG	TD
Mitchell	72	544	7.6	24	2
Chester	37	461	12.5	45	1
Doughty	24	300	12.5	27	2
Carr	21	405	19.3	57	0
Olds	21	153	7.3	18	2
Scott	18	317	17.6	45	0
McCauley	17	112	6.6	14	1
Speyrer	9	110	12.2	27	1
Smith	1	14	14.0	14	0
Orduna	1	8	8.0	8	0
<b>COLTS</b>	<b>221</b>	<b>2424</b>	<b>11.0</b>	<b>57</b>	<b>9</b>
<b>OPPONENTS</b>	<b>180</b>	<b>2348</b>	<b>13.0</b>	<b>77</b>	<b>16</b>

INTERCEPTIONS	NO.	YDS.	AVG.	LG	TD
Curtis	3	24	8.0	11	0
Volk	2	0	0.0	0	0
White	1	40	40.0	40	0
Laird	1	15	15.0	15	0
Dickel	1	5	5.0	5	0
Oldham	1	3	3.0	3	0
Nettles	1	0	0.0	0	0
<b>COLTS</b>	<b>10</b>	<b>87</b>	<b>8.7</b>	<b>40</b>	<b>0</b>
<b>OPPONENTS</b>	<b>24</b>	<b>384</b>	<b>16.0</b>	<b>55</b>	<b>3</b>

PUNTING	NO.	YDS.	AVG.	LG	BLK
Lee	71	2634	37.1	58	1
<b>COLTS</b>	<b>71</b>	<b>2634</b>	<b>37.1</b>	<b>58</b>	<b>1</b>
<b>OPPONENTS</b>	<b>67</b>	<b>2575</b>	<b>38.4</b>	<b>59</b>	<b>0</b>

PUNT RETURNS	NO.	FC	YDS.	AVG.	LG	TD
Berra	16	2	114	7.1	14	0
Laird	11	0	30	2.7	10	0
Speyrer	8	2	54	6.8	18	0
Scott	3	1	31	10.3	14	0
Rudnick	2	0	23	11.5	12	0
Volk	1	0	1	1.0	1	0
Bertuca	1	0	0	0.0	0	0
<b>COLTS</b>	<b>42</b>	<b>5</b>	<b>253</b>	<b>6.0</b>	<b>18</b>	<b>0</b>
<b>OPPONENTS</b>	<b>46</b>	<b>6</b>	<b>413</b>	<b>9.0</b>	<b>66</b>	<b>0</b>

KICKOFF RETURNS	NO.	YDS.	AVG.	LG	TD
Speyrer	22	539	24.5	44	0
Laird	19	499	26.3	55	0
Berra	13	259	19.9	54	0
Orduna	3	68	22.7	24	0
Scott	3	61	20.3	26	0
Mayo	2	23	11.5	14	0
Andrews	1	18	18.0	18	0
McCauley	1	17	17.0	17	0
Rudnick	1	5	5.0	5	0
Oldham	1	0	0.0	0	0
<b>COLTS</b>	<b>66</b>	<b>1489</b>	<b>22.6</b>	<b>55</b>	<b>0</b>
<b>OPPONENTS</b>	<b>45</b>	<b>903</b>	<b>20.1</b>	<b>38</b>	<b>0</b>

### USUAL STARTERS

#### PRO BOWLERS IN BOLDFACE

OFFENSE	DEFENSE
WR Roger Carr	LDE Fred Cook
LT David Taylor	LDT Jim Bailey
LG Glenn Ressler	RDT Joe Ehrmann
C Ken Mendenhall	RDE John Dutton
RG Elmer Collett	LLB Tom MacLeod
RT Dennis Nelson	<b>MLB Mike Curtis</b>
TE Raymond Chester	RLB Stan White
WR Glenn Doughty	LCB Ray Oldham
QB Bert Jones	RCB Nelson Munsey
RB Lydell Mitchell	LS Bruce Laird
RB Bill Olds	RS Rick Volk

PASSING	ATT.	COMP.	YDS.	PCT.	AVG./ATT.	TD	TD%	INT.	INT%	LG	SACKED	RATING
Jones	270	143	1610	53.0	5.96	8	3.0	12	4.4	57	36/328	62.4
Domres	153	77	803	50.3	5.25	0	0.0	12	7.8	44	13/71	33.2
McCauley	2	1	11	50.0	5.50	1	50.0	0	0.0	11	0/0	106.3
<b>COLTS</b>	<b>425</b>	<b>221</b>	<b>2424</b>	<b>52.0</b>	<b>5.70</b>	<b>9</b>	<b>2.1</b>	<b>24</b>	<b>5.6</b>	<b>57</b>	<b>49/399</b>	<b>52.7</b>
<b>OPPONENTS</b>	<b>312</b>	<b>180</b>	<b>2348</b>	<b>57.7</b>	<b>7.53</b>	<b>16</b>	<b>5.1</b>	<b>10</b>	<b>3.2</b>	<b>77</b>	<b>21/183</b>	<b>85.3</b>

# RECORDS



## 1975

RECORD: 10-4 COACH: TED MARCHIBRODA

FIRST - AFC EASTERN DIVISION

HOME: 5-2 AWAY: 5-2

DIV: 6-2 CONF: 8-3 NCONF: 2-1

PRESEASON (2-4)			
DATE	RESULTS	OPPONENT	ATTENDANCE
8/9	W 23-20	@ Denver	35,269
8/16	L 3-10	@ Atlanta	43,097
8/22	L 10-31	PITTSBURGH	32,081
8/30	L 3-27	@ New Orleans	60,643
9/8	W 26-21	@ Houston	30,505
9/12	L 10-24	WASHINGTON	30,110

REGULAR SEASON (10-4)			
DATE	RESULTS	OPPONENT	ATTENDANCE
9/21	W 35-7	@ Chicago	51,678
9/28	L 20-31	OAKLAND	41,023
10/5	L 13-24	@ Los Angeles Rams	62,491
10/12	L 31-38	BUFFALO	45,791
10/19	L 10-21	@ New England	51,417
10/26	W 45-28	@ New York Jets	55,137
11/2	W 21-7	CLEVELAND	37,295
11/9	W 42-35	@ Buffalo	77,320
11/16	W 52-19	NEW YORK JETS	54,006
11/23	W 33-17	@ Miami	61,986
11/30	W 28-14	KANSAS CITY	44,151
12/7	W 21-0	@ New York Giants	49,863
12/14	W10-0T	MIAMI	60,548
12/21	W 34-21	NEW ENGLAND	50,801
12/27	L 10-28	@ Pittsburgh	59,053

TEAM STATISTICS		
	COLTS	OPP
TOTAL FIRST DOWNS	266	242
Rushing	131	101
Passing	114	124
Penalty	21	17
3rd Down M/A/Pct	105/217/48.4	84/199/42.2
TOTAL NET YARDS	4498	4173
Avg. Per Game	321.3	298.1
Total Plays	928	905
Avg. Per Play	4.8	4.6
NET YARDS RUSHING	2217	1821
Avg. Per Game	158.4	130.1
Total Rushes	536	453
NET YARDS PASSING	2281	2352
Avg. Per Game	162.9	168.0
Tackled/Yards Lost	38/325	59/496
Gross Yards	2606	2848
Att./Completions	354/211	393/193
Completion Pct.	59.6	49.1
Had Intercepted	8	29
PUNTS/AVERAGE	86/39.6	83/38.6
PENALTIES/YARDS	80/760	79/700
FUMBLES/BALL LOST	18/10	29/12
TOUCHDOWNS	52	36
Rushing	28	17
Passing	19	17
Defense/Kicking	5/0	1/1

SCORE BY PERIODS						
	1	2	3	4	TOTAL	
COLTS	96	130	72	94	3	395
OPPONENTS	34	97	52	86	0	269

SCORING	TDR	TDP	TDR/T	PAT	FG	S	TP
Mitchell	11	4					90
Linhart				51-52	10-18		81
McCaughey	10	1					66
Doughty		4					24
Olds	2	2					24
Chester		3					18
Jones	3						12
Carr		2					12
Johnson		2					12
Wallace			2				12
Cook			1				6
Domres	1						6
Leaks	1						6
Munsey			1				6
White			1				6
Kennedy	1						6
Laird						1	2
<b>COLTS</b>	<b>28</b>	<b>19</b>	<b>5</b>	<b>51-52</b>	<b>10-18</b>	<b>1</b>	<b>395</b>
<b>OPPONENTS</b>	<b>17</b>	<b>2</b>	<b>2</b>	<b>35-36</b>	<b>6-10</b>	<b>0</b>	<b>269</b>

FGS	1-19	20-29	30-39	40-49	50+	TOT.
Linhart	2-2	0-3	7-10	1-3	0-0	10-18
<b>COLTS</b>	<b>2-2</b>	<b>0-3</b>	<b>7-10</b>	<b>1-3</b>	<b>0-0</b>	<b>10-18</b>
<b>OPP.</b>	<b>0-0</b>	<b>3-3</b>	<b>1-2</b>	<b>2-3</b>	<b>0-2</b>	<b>6-10</b>

Linhart: (I) (26,31,37) (I) (39,19) (34) (36,46) (37) (I)

(36) (42) (25) (I) (29,31) (19,44,37,31)

OPP.: (I) (29) (27) (44) (52) (I) (I) (45,36) (52,28)

(I) (45,35) (I)

RUSHING	NO.	YDS.	AVG.	LG	TD
Mitchell	289	1193	4.1	70	11
Jones	47	321	6.8	36	3
Olds	94	281	3.0	14	2
McCaughey	60	196	3.3	18	10
Leaks	41	175	4.3	17	1
Domres	4	46	11.5	20	1
Doughty	1	5	5.0	5	0
<b>COLTS</b>	<b>536</b>	<b>2217</b>	<b>4.1</b>	<b>70</b>	<b>28</b>
<b>OPPONENTS</b>	<b>453</b>	<b>1821</b>	<b>4.0</b>	<b>66</b>	<b>17</b>

RECEIVING	NO.	YDS.	AVG.	LG	TD
Mitchell	60	544	9.1	35t	4
Doughty	39	666	17.1	63	4
Chester	38	457	12.0	32	3
Olds	30	194	6.5	28t	2
Carr	23	517	22.5	90t	2
McCaughey	14	93	6.6	32	1
Johnson	4	115	28.8	68t	2
Kennedy	2	15	7.5	12	1
Leaks	1	5	5.0	5	0
<b>COLTS</b>	<b>211</b>	<b>2606</b>	<b>12.4</b>	<b>90t</b>	<b>19</b>
<b>OPPONENTS</b>	<b>193</b>	<b>2848</b>	<b>14.8</b>	<b>91</b>	<b>17</b>

INTERCEPTIONS	NO.	YDS.	AVG.	LG	TD
White	8	135	16.9	32	1
Wallace	4	126	31.5	42t	2
Mumphord	4	58	14.5	28	0
Laird	3	46	15.3	28	0
Munsey	3	36	12.0	30t	1
Oldham	2	23	11.5	13	0
Cheyunski	2	8	4.0	6	0
McLeod	1	50	50.0	50	0
Cook	1	8	8.0	8	0
Curtis	1	3	3.0	3	0
<b>COLTS</b>	<b>29</b>	<b>493</b>	<b>17.0</b>	<b>50</b>	<b>4</b>
<b>OPPONENTS</b>	<b>8</b>	<b>111</b>	<b>13.9</b>	<b>38</b>	<b>0</b>

PUNTING	NO.	YDS.	AVG.	LG	BLK.
Lee	86	3402	39.6	62	1
<b>COLTS</b>	<b>86</b>	<b>3402</b>	<b>39.6</b>	<b>62</b>	<b>1</b>
<b>OPPONENTS</b>	<b>83</b>	<b>3204</b>	<b>38.6</b>	<b>63</b>	<b>3</b>

PUNT RETURNS	NO.	FC	YDS.	AVG.	LG	TD
Stevens	36	8	396	11.0	53	0
Wallace	6	0	43	7.2	14	0
Johnson	0	4	0	0.0	0	0
Oldham	0	3	0	0.0	0	0
<b>COLTS</b>	<b>42</b>	<b>15</b>	<b>439</b>	<b>10.5</b>	<b>53</b>	<b>0</b>
<b>OPPONENTS</b>	<b>51</b>	<b>5</b>	<b>513</b>	<b>10.1</b>	<b>46</b>	<b>0</b>

KICKOFF RETURNS	NO.	YDS.	AVG.	LG	TD
Laird	31	799	25.8	65	0
Stevens	3	71	23.7	31	0
McCaughey	4	86	21.5	29	0
Johnson	7	134	19.1	30	0
Kennedy	2	36	18.0	19	0
Pratt	4	64	16.0	22	0
Wallace	1	0	0.0	0	0
<b>COLTS</b>	<b>52</b>	<b>1190</b>	<b>22.9</b>	<b>65</b>	<b>0</b>
<b>OPPONENTS</b>	<b>70</b>	<b>1655</b>	<b>23.6</b>	<b>99t</b>	<b>1</b>

### USUAL STARTERS

#### PRO BOWLERS IN BOLDFACE

OFFENSE		DEFENSE	
WR	Roger Carr	LDE	Fred Cook
LT	David Taylor	LDT	Mike Barnes
LG	Robert Pratt	RDT	Joe Ehrmann
RG	Ken Mendenhall	<b>RDE</b>	<b>John Dutton</b>
RC	Elmer Collett	LLB	Tom MacLeod
<b>TE</b>	<b>George Kunz</b>	MLB	Jim Cheyunski
TE	Raymond Chester	RLB	Stan White
WR	Glenn Doughty	LCB	Lloyd Mumphord
QB	Bert Jones	RCB	Nelson Munsey
<b>RB</b>	<b>Lydeil Mitchell</b>	LS	Bruce Laird
RB	Bill Olds	RS	Jackie Wallace

PASSING	ATT.	COMP.	YDS.	PCT.	AVG./ATT.	TD	TD%	INT.	INT%	LG	SACKED	RATING
Jones	344	203	2483	59.0	7.22	18	5.2	8	2.3	90t	38/325	89.1
Domres	10	8	123	80.0	12.30	1	10.0	0	0.0	32t	0/0	151.3
<b>COLTS</b>	<b>354</b>	<b>211</b>	<b>2606</b>	<b>59.6</b>	<b>7.36</b>	<b>19</b>	<b>5.4</b>	<b>8</b>	<b>2.3</b>	<b>90t</b>	<b>38/325</b>	<b>90.9</b>
<b>OPPONENTS</b>	<b>393</b>	<b>193</b>	<b>2848</b>	<b>49.1</b>	<b>7.25</b>	<b>17</b>	<b>4.3</b>	<b>29</b>	<b>7.4</b>	<b>91t</b>	<b>59/496</b>	<b>56.9</b>

# RECORDS



## 1976

**RECORD: 11-3 COACH: TED MARCHIBRODA**  
**FIRST – AFC EASTERN DIVISION**

**HOME: 6-1 AWAY: 5-2**

**DIV: 7-1 CONF: 11-1 NCONF: 0-2**

PRESEASON (2-4)			
DATE	RESULTS	OPPONENT	ATTENDANCE
7/31	W 21-0	@ Cleveland	20,304
8/6	W 20-3	WASHINGTON	35,575
8/14	L 14-25	@ Chicago	54,338
8/20	L 20-26	NEW ORLEANS	38,879
8/28	L 7-21	@ Atlanta	24,986
9/2	L 9-24	@ Detroit	54,217

REGULAR SEASON (11-3)			
DATE	RESULTS	OPPONENT	ATTENDANCE
9/12	W 27-13	@ New England	43,512
9/19	W 28-27	CINCINNATI	50,621
9/26	L 27-30	@ Dallas	64,237
10/3	W 42-17	TAMPA BAY	43,105
10/10	W 28-14	MIAMI	60,020
10/17	W 31-13	@ Buffalo	71,009
10/24	W 20-0	@ New York Jets	49,768
11/1	W 39-14	HOUSTON	60,020
11/7	W 37-21	@ San Diego	42,827
11/14	L 14-21	NEW ENGLAND	60,020
11/22	W 17-16	@ Miami	62,104
11/28	W 33-16	NEW YORK JETS	46,938
12/4	L 17-24	@ St. Louis	48,282
12/12	W 58-20	BUFFALO	53,729
<b>12/19</b>	<b>L 14-40</b>	<b>PITTSBURGH</b>	<b>60,020</b>

TEAM STATISTICS	COLTS	OPP
TOTAL FIRST DOWNS	301	229
Rushing	133	83
Passing	144	126
Penalty	24	20
3rd Down M/A/Pct	109/200/54.5	70/184/38.0
TOTAL NET YARDS	5236	4187
Avg. Per Game	374.0	299.1
Total Plays	956	866
Avg. Per Play	5.5	4.8
NET YARDS RUSHING	2303	1844
Avg. Per Game	164.5	131.7
Total Rushes	565	438
NET YARDS PASSING	2933	2343
Avg. Per Game	209.5	167.4
Tackled/Yards Lost	30/288	56/461
Gross Yards	3221	2804
Att./Completions	361/215	372/192
Completion Pct.	59.6	51.6
Had Intercepted	10	15
PUNTS/AVERAGE	59/39.7	79/36.9
NET PUNTING AVG.	34.8	31.1
PENALTIES/YARDS	92/786	89/770
FUMBLES/BALL LOST	25/18	32/20
TOUCHDOWNS	51	29
Rushing	26	11
Passing	24	16
Defense/Kicking	1/0	2/0

SCORE BY PERIODS	1	2	3	4	TOTAL
COLTS	72	175	77	93	417
OPPONENTS	46	84	31	85	246

SCORING	TDR	TDP	TDRT	PAT	FG	S	TP
Linhart					49-51	20-27	109
Carr		11					66
McCauley	9	2					66
Mitchell	5	3					48
Leaks	7						42
Doughty		5					30
Chester		3					18
Jones	2						12
Lee	1						6
Luce			1				6
Stevens	1						6
Troup	1						6
Fernandes						1	2
<b>COLTS</b>	<b>26</b>	<b>24</b>	<b>1</b>	<b>49-51</b>	<b>20-27</b>	<b>1</b>	<b>417</b>
<b>OPPONENTS</b>	<b>11</b>	<b>16</b>	<b>2</b>	<b>27-29</b>	<b>15-20</b>	<b>0</b>	<b>246</b>

FGS	1-19	20-29	30-39	40-49	50+	TOT.
Linhart	0-0	9-9	10-11	1-7	0-0	20-27
<b>COLTS</b>	<b>0-0</b>	<b>9-9</b>	<b>10-11</b>	<b>1-7</b>	<b>0-0</b>	<b>20-27</b>
<b>OPP.</b>	<b>1-1</b>	<b>6-6</b>	<b>5-6</b>	<b>2-6</b>	<b>1-1</b>	<b>15-20</b>

Linhart:	(28,32)	(45)	(44,30,24)	(32,38)	(1)	(21)
	(24,35)	(45,25)	(41,39)	(40)	(27)	
	(34,34,44,41,31,38)	(22)	(24,22,36)			
<b>OPP.:</b>	<b>(31,27,39)</b>	<b>(26,51)</b>	<b>(37,18,32)</b>	<b>(40)</b>	<b>(1)</b>	<b>(32,44)</b>
	(1)	(44)	(41)	(48,44)	(20)	(26)
	(22)	(28,34)				

RUSHING	NO.	YDS.	AVG.	LG	TD
Mitchell	289	1200	4.2	43	5
Leaks	118	445	3.8	42	7
McCauley	69	227	3.3	16	9
Lee	41	220	5.4	69t	1
Jones	38	214	5.6	17	2
Troup	5	-1	-0.2	6t	1
Doughty	3	7	2.3	3	0
Stevens	1	3	3.0	3	1
Lee	1	-12	-12.0	-12	0
<b>COLTS</b>	<b>565</b>	<b>2303</b>	<b>4.1</b>	<b>69t</b>	<b>26</b>
<b>OPPONENTS</b>	<b>438</b>	<b>1844</b>	<b>4.2</b>	<b>54</b>	<b>11</b>

RECEIVING	NO.	YDS.	AVG.	LG	TD
Mitchell	60	555	9.3	40t	3
Carr	43	1112	25.9	79t	11
Doughty	40	628	15.7	41	5
McCauley	34	347	10.2	44	2
Chester	24	467	19.5	40	3
Leaks	8	43	5.4	10	0
Scott	3	35	11.7	18	0
Kennedy	1	32	32.0	32	0
Thompson	1	11	11.0	11	0
Lee	1	-9	-9.0	-9	0
<b>COLTS</b>	<b>215</b>	<b>3221</b>	<b>15.0</b>	<b>79t</b>	<b>24</b>
<b>OPPONENTS</b>	<b>192</b>	<b>2804</b>	<b>14.6</b>	<b>67t</b>	<b>16</b>

INTERCEPTIONS	NO.	YDS.	AVG.	LG	TD
Wallace	5	105	21.0	41	0
White	3	26	8.7	15	0
Oldham	2	40	20.0	33	0
Luce	2	7	3.5	7	0
Mumphord	1	22	22.0	22	0
Munsey	1	10	10.0	10	0
Cook	1	1	1.0	1	0
<b>COLTS</b>	<b>15</b>	<b>211</b>	<b>14.1</b>	<b>41</b>	<b>0</b>
<b>OPPONENTS</b>	<b>10</b>	<b>146</b>	<b>14.6</b>	<b>31t</b>	<b>1</b>

PUNTING NO.	YDS.	AVG.	TB	IN20	LG	BLK.
Lee	59	2342	39.7	3	21	56
<b>COLTS</b>	<b>59</b>	<b>2342</b>	<b>39.7</b>	<b>3</b>	<b>21</b>	<b>56</b>
<b>OPPONENTS</b>	<b>79</b>	<b>2914</b>	<b>36.9</b>	<b>7</b>	<b>7</b>	<b>60</b>

PUNT RETURNS	NO.	FC	YDS.	AVG.	LG	TD
Stevens	39	9	315	7.9	44	0
Lee	1	0	0	0.0	0	0
Wallace	0	3	0	0.0	0	0
Oldham	0	1	0	0.0	0	0
<b>COLTS</b>	<b>40</b>	<b>13</b>	<b>315</b>	<b>7.9</b>	<b>44</b>	<b>0</b>
<b>OPPONENTS</b>	<b>33</b>	<b>5</b>	<b>231</b>	<b>7.0</b>	<b>49</b>	<b>0</b>

KICKOFF RETURNS	NO.	YDS.	AVG.	LG	TD
Stevens	30	710	23.7	83	0
Laird	7	143	20.4	25	0
Kennedy	4	64	16.0	23	0
Wallace	3	61	20.3	23	0
Lee	3	24	8.0	14	0
Pratt	1	21	21.0	21	0
Scott	1	20	20.0	20	0
McCauley	1	17	17.0	17	0
Novak	1	12	12.0	12	0
Huff	1	0	0.0	0	0
<b>COLTS</b>	<b>52</b>	<b>1072</b>	<b>20.6</b>	<b>83</b>	<b>0</b>
<b>OPPONENTS</b>	<b>77</b>	<b>1716</b>	<b>22.3</b>	<b>47</b>	<b>0</b>

### USUAL STARTERS

#### PRO BOWLERS IN BOLDFACE

	OFFENSE	DEFENSE
<b>WR</b>	<b>Roger Carr</b>	LDE Fred Cook
LT	David Taylor	LDT Mike Barnes
LG	Robert Pratt	RDT Joe Ehrmann
C	Ken Mendenhall	<b>RB John Dutton</b>
RG	Elmer Collett	RDE Derrel Luce
<b>RT</b>	<b>George Kunz</b>	MLB Jim Cheyonski
TE	Raymond Chester	RLB Stan White
WR	Glenn Doughty	LCB Lloyd Mumphord
<b>QB</b>	<b>Bert Jones</b>	RCB Nelson Munsey
<b>RB</b>	<b>Lydell Mitchell</b>	Ray Oldham
RB	Roosevelt Leaks	SS Bruce Laird
		FS Jackie Wallace
		<b>K Toni Linhart</b>

PASSING	ATT.	COMP.	YDS.	PCT.	AVG./ATT.	TD	TD%	INT.	INT%	LG	SACKED	RATING
Jones	343	207	3104	60.4	9.05	24	7.0	9	2.6	79t	29/284	102.5
Troup	18	8	117	44.4	6.50	0	0.0	1	5.6	32t	1/4	43.1
<b>COLTS</b>	<b>361</b>	<b>215</b>	<b>3221</b>	<b>59.6</b>	<b>8.92</b>	<b>24</b>	<b>6.6</b>	<b>10</b>	<b>2.8</b>	<b>79t</b>	<b>30/288</b>	<b>99.5</b>
<b>OPPONENTS</b>	<b>372</b>	<b>192</b>	<b>2804</b>	<b>51.6</b>	<b>7.54</b>	<b>16</b>	<b>4.3</b>	<b>15</b>	<b>4.0</b>	<b>67t</b>	<b>56/461</b>	<b>74.0</b>

# RECORDS



## 1977

RECORD: 10-4 COACH: TED MARCHBRODA  
FIRST – AFC EASTERN DIVISION

HOME: 6-1 AWAY: 4-3

DIV: 6-2 CONF: 9-3 NCONF: 1-1

PRESEASON (3-3)				
DATE	RESULTS	OPPONENT	ATTENDANCE	
8/5	L 8-14	@ Denver	40,059	
8/14	W 14-7	@ Houston	37,189	
8/19	W 29-7	MINNESOTA	45,529	
8/27	L 21-23	@ Dallas	54,835	
9/2	W 21-10	DETROIT	40,695	
9/10	L 0-14	@ Tampa Bay	47,032	

REGULAR SEASON (10-4)				
DATE	RESULTS	OPPONENT	ATTENDANCE	
9/18	W 29-14	@ Seattle	58,991	
9/25	W 20-12	@ New York Jets	43,439	
10/2	W 17-14	BUFFALO	49,247	
10/9	W 45-28	MIAMI	57,829	
10/16	W 17-6	@ Kansas City	63,076	
10/23	L 3-17	@ New England	60,958	
10/30	W 31-21	PITTSBURGH	60,763	
11/7	W 10-3	WASHINGTON	60,763	
11/13	W 31-13	@ Buffalo	39,444	
11/20	W 33-12	NEW YORK JETS	52,014	
11/27	L 13-27	@ Denver	74,939	
12/5	L 6-17	@ Miami	68,977	
12/11	L 10-13	DETROIT	45,124	
12/18	W 30-24	NEW ENGLAND	60,763	
<b>12/24</b>	<b>L31-37 TOT</b>	<b>OAKLAND</b>	<b>60,763</b>	

TEAM STATISTICS	COLTS	OPP
TOTAL FIRST DOWNS	269	210
Rushing	111	78
Passing	136	116
Penalty	22	16
3rd Down M/A/Pct	104/221/47.1	72/190/37.9
TOTAL NET YARDS	4588	3988
Avg. Per Game	327.7	284.9
Total Plays	987	852
Avg. Per Play	4.6	4.7
NET YARDS RUSHING	2123	1798
Avg. Per Game	151.6	128.4
Total Rushes	566	423
NET YARDS PASSING	2465	2190
Avg. Per Game	176.1	156.4
Tackled/Yards Lost	26/221	47/359
Gross Yards	2686	2549
Att./Completions	395/224	382/181
Completion Pct.	56.7	47.4
Had Intercepted	12	30
PUNTS/AVERAGE	84/37.4	81/36.2
NET PUNTING AVG.	29.5	31.5
PENALTIES/YARDS	77/620	78/618
FUMBLES/BALL LOST	24/14	27/17
TOUCHDOWNS	35	27
Rushing	17	11
Passing	17	10
Defense/Kicking	1/0	3/3
TIME OF POSSESSION	31:53	28:07

SCORE BY PERIODS	1	2	3	4	TOTAL
COLTS	66	85	85	59	295
OPPONENTS	41	74	33	73	221

SCORING	TDR	TDP	TDR/T	PAT	FG	S	TP
Linhart					32-35	17-26	83
McCauley	6	2					48
Mitchell	3	4					42
Doughty		4					24
Leaks	3	1					24
Chester		3					18
Lee	3						18
Jones	2						12
Scott		2					12
Carr	1						6
Pratt			1				6
Nettles						1	2
<b>COLTS</b>	<b>17</b>	<b>17</b>	<b>1</b>	<b>32-35</b>	<b>17-26</b>	<b>1</b>	<b>295</b>
<b>OPPONENTS</b>	<b>11</b>	<b>6</b>	<b>6</b>	<b>24-27</b>	<b>11-21</b>	<b>1</b>	<b>221</b>
<b>FGS</b>	<b>1-19</b>	<b>20-29</b>	<b>30-39</b>	<b>40-49</b>	<b>50+</b>	<b>TOT.</b>	
Linhart	0-0	5-8	5-7	7-10	0-1	17-26	
<b>COLTS</b>	<b>0-0</b>	<b>5-8</b>	<b>5-7</b>	<b>7-10</b>	<b>0-1</b>	<b>17-26</b>	
<b>OPP.</b>	<b>1-2</b>	<b>6-8</b>	<b>2-3</b>	<b>2-7</b>	<b>0-1</b>	<b>11-21</b>	
<b>Linhart:</b>	<b>(45,38,42) (1)</b>	<b>(45,44) (41)</b>	<b>(44) (40) (24,29)</b>	<b>(26,29) (22,30)</b>	<b>(30,31,52)</b>	<b>(40,43) (32,27)</b>	
	<b>(27,31) (38,28,45)</b>						
<b>OPP.:</b>	<b>(19) (25) (1)</b>	<b>(44,35) (41) (18) (1) (40)</b>					
	<b>(45,42,26,45) (24,52,22) (1)</b>	<b>(27,29,44)</b>					
	<b>(25,29,37) (30)</b>						

RUSHING	NO.	YDS.	AVG.	LG	TD
Mitchell	301	1159	3.9	64t	3
Lee	84	346	4.1	30	3
Leaks	59	237	4.0	39	3
McCauley	83	234	2.8	16	6
Jones	28	146	5.2	22	2
Doughty	2	11	5.5	16	0
Lee	2	2	1.0	0	0
Troup	7	8	1.1	7	0
<b>COLTS</b>	<b>566</b>	<b>2123</b>	<b>3.8</b>	<b>64t</b>	<b>17</b>
<b>OPPONENTS</b>	<b>423</b>	<b>1798</b>	<b>4.3</b>	<b>77t</b>	<b>11</b>

RECEIVING	NO.	YDS.	AVG.	LG	TD
Mitchell	71	620	8.7	38	4
McCauley	51	495	9.7	34t	2
Chester	31	556	17.9	78t	3
Doughty	28	435	15.5	57	4
Scott	18	267	14.8	33	2
Carr	11	199	18.1	45	1
Lee	10	60	6.0	15	0
Leaks	3	39	13.0	26t	1
Thompson, R.	1	15	15.0	15	0
<b>COLTS</b>	<b>224</b>	<b>2686</b>	<b>12.0</b>	<b>78t</b>	<b>17</b>
<b>OPPONENTS</b>	<b>181</b>	<b>2549</b>	<b>14.1</b>	<b>68</b>	<b>10</b>

INTERCEPTIONS	NO.	YDS.	AVG.	LG	TD
Blackwood	10	163	16.3	37	0
White	7	84	12.0	19	0
Laird	3	56	18.7	22	0
Thompson, N.	3	39	13.0	20	0
Munsey	3	25	8.3	14	0
MacLeod	2	37	18.5	33	0
Nettles	1	30	30.0	30	0
Simonini	1	0	0.0	0	0
<b>COLTS</b>	<b>30</b>	<b>434</b>	<b>14.5</b>	<b>37</b>	<b>0</b>
<b>OPPONENTS</b>	<b>12</b>	<b>298</b>	<b>24.8</b>	<b>73t</b>	<b>1</b>

PUNTING NO.	YDS.	AVG.	TB	IN20	LG	BLK.
Lee	82	3142	38.3	9	19	59
<b>COLTS</b>	<b>84</b>	<b>3142</b>	<b>37.4</b>	<b>9</b>	<b>19</b>	<b>59</b>
<b>OPPONENTS</b>	<b>81</b>	<b>2933</b>	<b>36.2</b>	<b>3</b>	<b>7</b>	<b>73</b>

PUNT RETURNS NO.	FC	YDS.	AVG.	LG	TD
Stevens	34	6	301	8.9	24
Blackwood	7	5	22	3.1	10
Oldham	1	3	0	0.0	0
<b>COLTS</b>	<b>42</b>	<b>14</b>	<b>323</b>	<b>7.7</b>	<b>24</b>
<b>OPPONENTS</b>	<b>44</b>	<b>5</b>	<b>481</b>	<b>10.9</b>	<b>73t</b>

KICKOFF RETURNS	NO.	YDS.	AVG.	LG	TD
Laird	24	541	22.5	35	0
Stevens	11	216	19.6	37	0
McCauley	5	67	13.4	20	0
Blackwood	1	24	24.0	24	0
Huff	1	15	15.0	15	0
Johnson	1	15	15.0	15	0
Griggs	1	12	12.0	12	0
Kennedy	1	9	9.0	9	0
Shiver	1	7	7.0	7	0
Griffin	1	6	6.0	6	0
Doughty	1	0	0.0	0	0
<b>COLTS</b>	<b>48</b>	<b>912</b>	<b>19.0</b>	<b>37</b>	<b>0</b>
<b>OPPONENTS</b>	<b>60</b>	<b>1514</b>	<b>25.2</b>	<b>101t</b>	<b>2</b>

### WAL STARTERS PRO BOWLERS IN BOLDFACE

OFFENSE	DEFENSE
WR Freddie Scott	LDE Fred Cook
LT David Taylor	<b>LDT Mike Barnes</b>
LG Robert Pratt	RT Joe Ehrmann
C Ken Mendenhall	<b>RDE John Dutton</b>
RG Ken Huff	LLB Tom MacLeod
<b>RT George Kunz</b>	MLB Ed Simonini
TE Raymond Chester	RLB Stan White
WR Glenn Doughty	LCB Norm Thompson
QB Bert Jones	RCB Nelson Munsey
<b>RB Lydell Mitchell</b>	SS Bruce Laird
RB Roosevelt Leaks	FS Lyle Blackwood
	<b>K Toni Linhart</b>

PASSING	ATT.	COMP.	YDS.	PCT.	AVG./ATT.	TD	TD%	INT.	INT%	LG	SACKED	RATING
Jones	393	224	2686	57.0	6.83	17	4.3	11	2.8	78t	26/221	80.8
	2	0	0	0.0	0.00	0	0.0	1	50.0	0	0/0	0.0
<b>COLTS</b>	<b>395</b>	<b>224</b>	<b>2686</b>	<b>56.7</b>	<b>6.80</b>	<b>17</b>	<b>4.3</b>	<b>12</b>	<b>3.0</b>	<b>78t</b>	<b>26/221</b>	<b>79.4</b>
<b>OPPONENTS</b>	<b>382</b>	<b>181</b>	<b>2549</b>	<b>47.4</b>	<b>6.67</b>	<b>10</b>	<b>2.6</b>	<b>30</b>	<b>7.9</b>	<b>68t</b>	<b>47/359</b>	<b>45.4</b>

# RECORDS



## 1978

RECORD: 5-11 COACH: TED MARCHIBRODA  
FIFTH – AFC EASTERN DIVISION

HOME: 2-6 AWAY: 3-5

DIV: 1-7 CONF: 3-9 NCONF: 2-2

PRESEASON (1-3)			
DATE	RESULTS	OPPONENT	ATTENDANCE
8/5	L 10-22	PITTSBURGH	41,819
8/12	L 12-23	@ Tampa Bay	64,139
8/18	L 16-17	WASHINGTON	42,731
8/26	W 13-7	@ Detroit	49,718

REGULAR SEASON (5-11)			
DATE	RESULTS	OPPONENT	ATTENDANCE
9/4	L 0-38	@ Dallas	65,053
9/10	L 0-42	MIAMI	47,730
9/18	W 34-27	@ New England	57,284
9/24	L 17-24	@ Buffalo	55,270
10/1	L 14-17	PHILADELPHIA	50,314
10/8	W 30-17	@ St. Louis	47,479
10/15	L 10-33	NEW YORK JETS	48,136
10/22	W 7-6	DENVER	58,857
10/29	L 8-26	@ Miami	53,524
11/6	W 21-17	WASHINGTON	60,762
11/12	W 17-14	@ Seattle	61,905
11/19	L 24-45	CLEVELAND	49,570
11/26	L 14-35	NEW ENGLAND	49,404
12/3	L 16-24	@ New York Jets	50,248
12/9	L 13-35	@ Pittsburgh	41,597
12/17	L 14-21	BUFFALO	40,420

TEAM STATISTICS	COLTS	OPP
TOTAL FIRST DOWNS	249	291
Rushing	95	153
Passing	124	119
Penalty	30	19
3rd Down M/A/Pct	74/203/36.5	119/241/49.4
TOTAL NET YARDS	4107	5911
Avg. Per Game	256.7	369.4
Total Plays	964	1049
Avg. Per Play	4.3	5.6
NET YARDS RUSHING	2044	3010
Avg. Per Game	127.8	188.1
Total Rushes	532	662
NET YARDS PASSING	2063	2901
Avg. Per Game	129.1	181.3
Tackled/Yards Lost	49/480	30/224
Gross Yards	2543	3125
Att./Completions	383/202	357/191
Completion Pct.	52.7	53.5
Had Intercepted	30	17
PUNTS/AVERAGE	94/37.4	80/35.7
NET PUNTING AVG.	30.6	31.6
PENALTIES/YARDS	90/771	114/1006
FUMBLES/BALL LOST	38/17	36/20
TOUCHDOWNS	31	54
Rushing	9	21
Passing	17	29
Defense/Kicking	4/1	3/1
TIME OF POSSESSION	28:32	31:28

SCORE BY PERIODS	1	2	3	4	TOTAL
COLTS	31	96	42	70	239
OPPONENTS	90	155	70	106	421

	S	R	TDR	TDP	TDR	TDP	PAT	FG	S	P
Linhart							27-31	8-17	51	
Carr				6					36	
McCauley	5								30	
Leaks	2	2							24	
Doughty		3							18	
McCall	1	1							12	
Washington		1	1						12	
Alston		2							12	
Blackwood			2						12	
Lee	1	1							12	
Troup	1								6	
Luce			1						6	
Siani		1							6	
Burke								1	2	
<b>COLTS</b>	<b>9</b>	<b>17</b>	<b>5</b>	<b>27-31</b>	<b>8-17</b>	<b>1</b>	<b>239</b>			
<b>OPPONENTS</b>	<b>21</b>	<b>29</b>	<b>4</b>	<b>53-54</b>	<b>14-24</b>	<b>1</b>	<b>421</b>			

FGS	1-19	20-29	30-39	40-49	50+	TOT.
Linhart	0-0	5-5	2-7	1-5	0-0	8-17
<b>COLTS</b>	<b>0-0</b>	<b>5-5</b>	<b>2-7</b>	<b>1-5</b>	<b>0-0</b>	<b>8-17</b>
<b>OPP.</b>	<b>1-2</b>	<b>7-8</b>	<b>3-5</b>	<b>3-7</b>	<b>0-2</b>	<b>14-24</b>

Linhart:	(37)	(1)	(21)	(46)	(43)	(35)	(27)	(1)	(1)
	(44,38,30)	(22,49)	(23)	(31)	(30,22,41)	(1)	(36)		
<b>OPP.:</b>	(18,45,48)	(1)	(1)	(41,21)	(46,26)	(26)			
	(23,52,19,30,26)	(43,33,26,27)	(32)	(44)					
	(53)	(45)	(31)	(32,22)	(1)				

RUSHING	NO.	YDS.	AVG.	LG	TD
Washington	240	956	4.0	29	0
Lee	81	374	4.6	24	1
Leaks	83	266	3.2	11	2
Hardeman	48	244	5.1	46	0
McCauley	44	107	2.4	10	5
Jones	9	38	4.2	14	0
Kirkland	8	35	4.4	18	0
Troup	18	25	1.4	10	1
Doughty	1	-1	-1.0	-1	0
<b>COLTS</b>	<b>532</b>	<b>2044</b>	<b>3.8</b>	<b>46</b>	<b>9</b>
<b>OPPONENTS</b>	<b>662</b>	<b>3010</b>	<b>4.5</b>	<b>63</b>	<b>21</b>

RECEIVING	NO.	YDS.	AVG.	LG	TD
Washington	45	377	8.4	33	1
McCauley	34	296	8.7	21	0
Carr	30	629	21.0	78t	6
Doughty	25	390	15.6	46	3
Alston	18	210	11.7	23t	2
Lee	13	109	8.4	24	1
McCall	11	160	14.5	34	1
Hardeman	10	88	8.8	19	0
Leaks	9	111	12.3	27	2
Siani	6	151	25.2	49	1
Johnson	1	22	22.0	22	0
<b>COLTS</b>	<b>202</b>	<b>2543</b>	<b>12.6</b>	<b>78t</b>	<b>17</b>
<b>OPPONENTS</b>	<b>191</b>	<b>3125</b>	<b>16.4</b>	<b>91t</b>	<b>29</b>

INTERCEPTIONS	NO.	YDS.	AVG.	LG	TD
Thompson	6	52	8.7	31	0
Blackwood	4	146	36.5	79t	2
Simonini	2	4	2.0	3	0
Mumphord	2	20	10.0	19	0
Luce	1	15	15.0	15	0
White	1	12	12.0	12	0
Nettles	1	0	0.0	0	0
<b>COLTS</b>	<b>17</b>	<b>249</b>	<b>14.6</b>	<b>79t</b>	<b>2</b>
<b>OPPONENTS</b>	<b>30</b>	<b>529</b>	<b>17.6</b>	<b>53t</b>	<b>3</b>

PUNTING NO.	YDS.	AVG.	TB	IN20	LG	BLK.
Luce	92	3513	38.2	9	17	67
McCall	94	3513	37.4	9	17	67
<b>COLTS</b>	<b>90</b>	<b>3513</b>	<b>37.4</b>	<b>9</b>	<b>17</b>	<b>67</b>
<b>OPPONENTS</b>	<b>80</b>	<b>2859</b>	<b>35.7</b>	<b>7</b>	<b>16</b>	<b>79</b>

PUNT RETURNS	NO.	FC	YDS.	AVG.	LG	TD
Johnson	25	10	143	5.7	17	0
Washington	7	6	37	5.3	17	0
Burke	1	0	0	0.0	0	0
McCall	1	0	37	37.0	37	0
Blackwood	1	2	2	2.0	2	0
<b>COLTS</b>	<b>35</b>	<b>18</b>	<b>219</b>	<b>6.3</b>	<b>37</b>	<b>0</b>
<b>OPPONENTS</b>	<b>53</b>	<b>10</b>	<b>460</b>	<b>8.7</b>	<b>37</b>	<b>0</b>

KICKOFF RETURNS	NO.	YDS.	AVG.	LG	TD
Johnson	41	927	22.6	57	0
Washington	19	499	26.3	90t	1
McCauley	7	150	21.4	31	0
Hardeman	3	36	12.0	15	0
Blackwood	1	18	18.0	18	0
Morrison	1	6	6.0	6	0
Burke	1	2	2.0	2	0
Van Duyne	1	0	0.0	0	0
O'Dell	0	10	0.0	10	0
<b>COLTS</b>	<b>74</b>	<b>1648</b>	<b>22.3</b>	<b>90t</b>	<b>1</b>
<b>OPPONENTS</b>	<b>52</b>	<b>1271</b>	<b>24.4</b>	<b>102t</b>	<b>1</b>

### USUAL STARTERS

OFFENSE		DEFENSE	
WR	Roger Carr	LDE	Fred Cook
LT	Wade Griffin	LDT	Mike Barnes
LG	Robert Pratt	RDT	Joe Ehrmann
C	Ken Mendenhall	RDE	John Dutton
RG	Ken Huff	LLB	Tom MacLeod
RT	Bob Van Duyne	MLB	Ed Simonini
TE	Mack Alston	RLB	Stan White
WR	Glenn Doughty	LCB	Norm Thompson
QB	Bill Troup	RCB	Doug Nettles
RB	Joe Washington	SS	Bruce Laird
RB	Roosevelt Leaks	FS	Lyle Blackwood

PASSING	ATT.	COMP.	YDS.	PCT.	AVG./ATT.	TD	TD%	INT.	INT%	LG	SACKED	RATING
Troup	296	154	1882	52.0	6.36	10	3.4	21	7.1	67t	32/340	53.6
Kirkland	41	19	211	46.3	5.15	1	2.4	8	19.5	34t	11/78	30.7
Jones	42	27	370	64.3	8.81	4	9.5	1	2.4	78t	6/62	114.2
Washington	4	2	80	50.0	20.00	2	50.0	0	0.0	54t	0/0	135.4
<b>COLTS</b>	<b>383</b>	<b>202</b>	<b>2543</b>	<b>52.7</b>	<b>6.64</b>	<b>17</b>	<b>4.4</b>	<b>30</b>	<b>7.8</b>	<b>78t</b>	<b>49/480</b>	<b>55.9</b>
<b>OPPONENTS</b>	<b>357</b>	<b>191</b>	<b>3125</b>	<b>53.5</b>	<b>8.75</b>	<b>29</b>	<b>8.1</b>	<b>17</b>	<b>4.8</b>	<b>91t</b>	<b>30/224</b>	<b>90.4</b>



# RECORDS



## 1979

RECORD: 5-11 COACH: TED MARCHBRODA  
FIFTH – AFC EASTERN DIVISION

HOME: 3-5 AWAY: 2-6

DIV: 3-5 CONF: 4-10 NCONF: 1-1

PRESEASON (1-3)				
DATE	RESULTS	OPPONENT	ATTENDANCE	
8/3	W 17-14	PHILADELPHIA	36,733	
8/11	L 3-24	@ Cleveland	43,056	
8/17	L 17-31	@ Philadelphia	44,251	
8/24	W 17-7	DETROIT	36,434	

REGULAR SEASON (5-11)				
DATE	RESULTS	OPPONENT	ATTENDANCE	
9/2	L 0-14	@ Kansas City	50,943	
9/9	L 26-29 OT	TAMPA BAY	39,756	
9/16	L 10-13	@ Cleveland	73,889	
9/23	L 13-17	@ Pittsburgh	49,483	
9/30	L 13-31	BUFFALO	37,927	
10/7	W 10-8	NEW YORK JETS	37,789	
10/14	L 16-28	HOUSTON	50,990	
10/21	W 14-13	@ Buffalo	51,599	
10/28	W 31-26	NEW ENGLAND	47,042	
11/4	W 39-28	CINCINNATI	41,299	
11/11	L 0-19	@ Miami	58,226	
11/18	L 21-50	@ New England	61,297	
11/25	L 24-28	MIAMI	45,862	
12/2	L 13-17	@ New York Jets	60,372	
12/9	L 7-10	KANSAS CITY	37,226	
12/16	W 31-7	@ New York Giants	76,671	

TEAM STATISTICS	COLTS	OPP
TOTAL FIRST DOWNS	291	265
Rushing	97	106
Passing	158	130
Penalty	36	29
3rd Down M/A/Pct	106/257/41.2	84/217/38.7
TOTAL NET YARDS	4846	5074
Avg. Per Game	302.9	317.1
Total Plays	1117	1009
Avg. Per Play	4.3	5.0
NET YARDS RUSHING	1674	2306
Avg. Per Game	104.6	144.1
Total Rushes	515	559
NET YARDS PASSING	3172	2768
Avg. Per Game	198.3	173.0
Tackled/Yards Lost	52/403	39/312
Gross Yards	3575	3080
Att./Completions	550/313	411/203
Completion Pct.	56.9	49.4
Had Intercepted	19	23
PUNTS/AVERAGE	101/36.2	95/40.0
NET PUNTING AVG.	32.3	33.5
PENALTIES/YARDS	137/1239	112/1014
FUMBLES/BALL LOST	36/21	25/16
TOUCHDOWNS	33	42
Rushing	12	15
Passing	18	23
Defense/Kicking	1/2	1/3
TIME OF POSSESSION	30:38	29:22

SCORE BY PERIODS	1	2	3	4	TOTAL
COLTS	111	30	55	75	271
OPPONENTS	57	128	88	75	351

SCORING	TDR	TDP	TDR	PAT	FG	S	TP
Mike-Mayer			28-29	11-20			61
Washington	4	3					42
McCauley	3	3					36
Hardeman	3	1					24
McCall	4						24
Braziel			2				12
Doughty		2					12
Linhart				3-4	3-8		12
Siani	2						12
Alston	1						6
DeRoo	1						6
Carr	1						6
Jones	1						6
Leaks	1						6
Glasgow			1				6
COLTS	12	18	3	31-33	14-28	0	271
OPPONENTS	15	23	4	37-42	20-28	1	351

FGS	1-19	20-29	30-39	40-49	50+	TOT.
Mike-Mayer	0-0	5-7	4-5	2-8	0-0	11-20
Linhart	0-1	2-3	1-3	0-1	0-0	3-8
COLTS	0-1	7-10	5-8	2-9	0-0	14-28
OPP.	1-1	7-8	6-8	6-10	0-1	20-28

Linhart:	(37)	(24,49,38)	(26,32,18,28)	(0)	(0)	(0)	(0)	(0)
Mike-Mayer:	(0)	(0)	(27,24)	(20,47,33)	(41,45)	(35,34)		
				(37,44)	(41)	(28)	(1)	(42,32)
				(48,29)	(29,46)			
OPP.:	(0)	(31)	(37,51,28)	(25,41)	(41)	(18,31)	(1)	
				(44,40,37)	(42,39)	(38)	(32,22)	(24,29,42)
				(1)	(34,28,27,42,23)	(42,43)	(40)	

RUSHING	NO.	YDS.	AVG.	LG	TD
Washington	242	884	3.7	26	4
Hardeman	109	292	2.7	16	3
McCauley	59	168	2.8	13	3
Leaks	49	145	3.0	17	1
Landyry	31	115	3.7	17	0
Garry	13	41	3.2	14	0
Johnson	10	40	4.0	25	1
White	1	3	3.0	3	0
Dilts	1	-14	-14.0	-14	0
COLTS	515	1674	3.3	26	12
OPPONENTS	559	2306	4.1	75	15

RECEIVING	NO.	YDS.	AVG.	LG	TD
Washington	82	750	9.2	43	3
McCauley	55	575	10.5	35	3
McCall	37	536	14.5	36	4
Doughty	35	510	14.6	54	2
Carr	27	400	14.8	37	1
Hardeman	25	115	4.6	14	1
Siani	15	214	14.3	31	2
Leaks	14	119	8.5	15	0
Alston	10	114	11.4	26	1
Burke	6	151	25.2	59	0
DeRoo	4	82	20.5	67	1
Garry	3	9	3.0	12	0
COLTS	313	3575	11.4	67	18
OPPONENTS	203	3080	15.2	74	23

INTERCEPTIONS	NO.	YDS.	AVG.	LG	TD
Shiver	4	85	21.3	52	0
Blackwood	4	63	15.8	27	0
Braziel	4	49	12.3	31t	1
Laird	3	101	33.7	68	0
Thompson	2	38	19.0	26	0
Nettles	2	30	15.0	30	0
Harrison	2	6	3.0	6	0
White	1	11	11.0	11	0
Glasgow	1	-1	-1.0	-1	0
COLTS	23	382	16.6	68	1
OPPONENTS	19	321	16.9	57	1

PUNTING NO.	YDS.	AVG.	TB	IN20	LG	BLK.
Dilts	99	3657	36.9	5	21	53
COLTS	101	3657	36.2	5	21	53
OPPONENTS	95	3798	40.0	11	11	62

PUNT RETURNS	NO.	FC	YDS.	AVG.	LG	TD
Glasgow	44	11	352	8.0	75t	1
Blackwood	4	-1	-1	-0.3	2	0
Thompson	1	0	40	40.0	40	0
COLTS	49	12	391	8.0	75t	1
OPPONENTS	43	24	296	6.9	80t	1

KICKOFF RETURNS	NO.	YDS.	AVG.	LG	TD
Glasgow	50	1126	22.5	58	0
Garry	8	135	16.9	24	0
Laird	3	34	11.3	16	0
Blackwood	3	41	13.7	19	0
McCauley	2	29	14.5	17	0
Hart	1	16	16.0	16	0
Van Dwyne	1	12	12.0	12	0
Griffin	1	8	8.0	8	0
Washington	1	1	1.0	1	0
COLTS	70	1402	20.0	58	0
OPPONENTS	57	1067	18.7	43	0

### USUAL STARTERS

#### PRO BOWLERS IN BOLDFACE

OFFENSE	DEFENSE
WR Roger Carr	LDE Fred Cook
LT Wade Griffin	LDT Mike Barnes
LG Robert Pratt	ROT Herb Orvis
C Ken Mendenhall	RDE Ron Fernandes
RG Ken Huff	LLB Sanders Shiver
RT Jeff Hart	MLB Ed Simonini
TE Reese McCall	LB Stan White
WR Glenn Doughty	LCB Doug Nettles
QB Greg Landry	RCB Larry Braziel
<b>RB Joe Washington</b>	SS Bruce Laird
RB Don Hardeman	FS Lyle Blackwood

PASSING	ATT.	COMP.	YDS.	PCT.	AVG./ATT.	TD	TD%	INT.	INT%	LG	SACKED	RATING
Landyry	457	270	2932	59.1	6.42	15	3.3	15	3.3	67t	42/326	75.3
Jones	92	43	643	46.7	6.99	3	3.3	3	3.3	24t	10/77	67.4
Washington	1	0	0.0	0.0	0.0	0	0.0	1	100.0	0	0/0	0.0
COLTS	550	313	3575	56.9	6.50	18	3.3	19	3.5	67t	52/403	73.1
OPPONENTS	411	203	3080	49.4	7.49	23	5.6	23	5.6	74t	39/312	69.8

# RECORDS



## 1980

RECORD: 7-9 COACH: MIKE MCCORMACK  
FOURTH – AFC EASTERN DIVISION

HOME: 2-6 AWAY: 5-3

DIV: 5-3 CONF: 6-8 NCONF: 1-1

PRESEASON (2-2)			
DATE	RESULTS	OPPONENT	ATTENDANCE
8/9	L 3-13	WASHINGTON	31,636
8/16	W 17-3	@ Green Bay	53,314
8/22	W 37-20	NY GIANTS	27,163
8/29	L 35-51	@ Atlanta	51,103

REGULAR SEASON (7-9)			
DATE	RESULTS	OPPONENT	ATTENDANCE
9/7	W 17-14	@ New York Jets	54,932
9/14	L 17-20	PITTSBURGH	57,340
9/21	L 16-21	@ Houston	50,815
9/28	W 35-21	NEW YORK JETS	35,533
10/5	W 30-17	@ Miami	55,212
10/12	W 17-12	@ Buffalo	74,853
10/19	L 21-37	NEW ENGLAND	55,346
10/26	L 10-17	ST. LOUIS	36,305
11/2	W 31-24	@ Kansas City	56,112
11/9	L 27-28	CLEVELAND	48,304
11/16	W 10-9	@ Detroit	80,638
11/23	L 21-47	@ New England	61,297
11/30	W 28-24	BUFFALO	39,890
12/7	L 33-34	@ Cincinnati	43,991
12/14	L 14-24	MIAMI	30,564
12/21	L 28-38	KANSAS CITY	29,936

TEAM STATISTICS	COLTS	OPP
TOTAL FIRST DOWNS	327	338
Rushing	128	140
Passing	174	164
Penalty	25	34
3rd Down M/A/Pct	106/223/47.5	100/213/46.9
TOTAL NET YARDS	5206	5546
Avg. Per Game	325.4	346.6
Total Plays	1056	1080
Avg. Per Play	4.9	5.1
NET YARDS RUSHING	2078	2210
Avg. Per Game	129.9	138.1
Total Rushes	527	574
NET YARDS PASSING	3128	3336
Avg. Per Game	195.5	208.5
Tackled/Yards Lost	36/281	30/240
Gross Yards	3409	3576
Att./Completions	493/272	476/260
Completion Pct.	55.2	54.6
Had Intercepted	24	17
PUNTS/AVERAGE	84/38.1	72/39.7
NET PUNTING AVG.	32.7	34.1
PENALTIES/YARDS	104/914	98/775
FUMBLES/BALL LOST	23/13	32/17
TOUCHDOWNS	46	47
Rushing	20	20
Passing	25	21
Defense/Kicking	1/0	4/2
TIME OF POSSESSION	28:29	31:31

SCORE BY PERIODS	1	2	3	4	TOTAL
COLTS	55	115	80	105	355
OPPONENTS	93	112	85	97	387

SCORING	TDR	TDP	TDR/T	PAT	FG	S	TP
Mike-Mayer				43-46	12-23	79	
Dickey	11	2				78	
Carr		5				30	
McCall		5				30	
McCauley	1	4				30	
Washington	1	3				24	
Burke		3				18	
Butler		2				12	
Franklin		2				12	
Jones		2				12	
Sims		2				12	
Landry		1				6	
Siani		1				6	
Shiver			1			6	
<b>COLTS</b>	<b>20</b>	<b>25</b>	<b>1</b>	<b>43-46</b>	<b>12-23</b>	<b>0</b>	<b>355</b>
<b>OPPONENTS</b>	<b>20</b>	<b>21</b>	<b>6</b>	<b>45-47</b>	<b>20-30</b>	<b>0</b>	<b>387</b>

FGS	1-19	20-29	30-39	40-49	50+	TOT.
Mike-Mayer	0-0	5-6	3-8	4-7	0-2	12-23
<b>COLTS</b>	<b>0-0</b>	<b>5-6</b>	<b>3-8</b>	<b>4-7</b>	<b>0-2</b>	<b>12-23</b>
<b>OPP.</b>	<b>0-0</b>	<b>10-10</b>	<b>6-10</b>	<b>4-9</b>	<b>0-1</b>	<b>20-30</b>

**Mike-Mayer:** (50,46) (23,46,20) (30,23,29) (1) (45) (21,35,49) (35) (50,35) (21) (39) (43) (39) (1) (41,37) (43) (32) (27,29,37) (47,30) (27,47) (1) (38,47,24,46,44) (22,35) (35,40,47) (32,21) (34) (32,39)

**OPP.:** (32) (25,29) (1) (1) (55,24,48) (49,20) (27,29,37) (47,30) (27,47) (1) (38,47,24,46,44) (22,35) (35,40,47) (32,21) (34) (32,39)

RUSHING	NO.	YDS.	AVG.	LG	TD
Dickey	176	800	4.5	51t	11
Washington	144	502	3.5	17	1
Franklin	83	264	3.2	21	2
Sims	54	186	3.4	13	2
Jones	27	175	6.5	19	2
McCauley	35	133	3.8	12	1
Landry	7	26	3.7	14	1
Carr	1	-8	-8.0	-8	0
<b>COLTS</b>	<b>527</b>	<b>2078</b>	<b>3.9</b>	<b>51t</b>	<b>20</b>
<b>OPPONENTS</b>	<b>574</b>	<b>2210</b>	<b>3.9</b>	<b>27</b>	<b>20</b>

RECEIVING	NO.	YDS.	AVG.	LG	TD
Carr	61	924	15.1	43	5
Washington	51	494	9.7	33	3
Butler	34	574	16.9	42	2
McCauley	34	313	9.2	19	4
Dickey	25	204	8.2	32	2
McCall	18	322	17.9	47	5
Burke	14	185	13.2	19t	3
Franklin	14	112	8.0	16	0
Siani	9	174	19.3	38t	1
Sims	9	64	7.1	13	0
DeRoo	2	34	17.0	18	0
Garry	1	9	9.0	9	0
<b>COLTS</b>	<b>272</b>	<b>3409</b>	<b>12.5</b>	<b>47</b>	<b>25</b>
<b>OPPONENTS</b>	<b>260</b>	<b>3576</b>	<b>13.8</b>	<b>77</b>	<b>21</b>

INTERCEPTIONS	NO.	YDS.	AVG.	LG	TD
Laird	5	71	14.2	18	0
Glasgow	4	65	16.3	29	0
Brazier	2	87	43.5	60	0
Anderson	2	35	17.5	18	0
Shiver	1	34	34.0	34t	1
Woods	1	13	13.0	13	0
Ehrmann	1	5	5.0	5	0
Blackwood	1	0	0.0	0	0
<b>COLTS</b>	<b>17</b>	<b>310</b>	<b>18.2</b>	<b>60</b>	<b>1</b>
<b>OPPONENTS</b>	<b>24</b>	<b>378</b>	<b>15.8</b>	<b>44</b>	<b>1</b>

PUNTING NO.	YDS.	AVG.	TB	IN20	LG	BLK.
Bragg	82	3203	39.1	5	22	59
<b>COLTS</b>	<b>84</b>	<b>3203</b>	<b>38.1</b>	<b>5</b>	<b>22</b>	<b>59</b>
<b>OPPONENTS</b>	<b>72</b>	<b>2860</b>	<b>39.7</b>	<b>11</b>	<b>12</b>	<b>66</b>

PUNT RETURNS	NO.	FC	YDS.	AVG.	LG	TD
Glasgow	23	15	187	8.1	20	0
Anderson	3	0	1	0.3	1	0
<b>COLTS</b>	<b>26</b>	<b>15</b>	<b>188</b>	<b>7.2</b>	<b>20</b>	<b>0</b>
<b>OPPONENTS</b>	<b>49</b>	<b>13</b>	<b>357</b>	<b>7.3</b>	<b>56</b>	<b>1</b>

KICKOFF RETURNS	NO.	YDS.	AVG.	LG	TD
Glasgow	33	743	22.5	44	0
Anderson	20	386	19.3	35	0
Dickey	4	86	21.5	28	0
Garry	3	55	18.3	24	0
Blackwood	2	41	20.5	25	0
McCauley	1	18	18.0	18	0
LaPointe	1	18	18.0	18	0
Hart	1	17	17.0	17	0
Sims	1	10	10.0	10	0
Footo	1	9	9.0	9	0
<b>COLTS</b>	<b>67</b>	<b>1383</b>	<b>20.6</b>	<b>44</b>	<b>0</b>
<b>OPPONENTS</b>	<b>54</b>	<b>1062</b>	<b>19.7</b>	<b>38t</b>	<b>1</b>

### USUAL STARTERS

OFFENSE		DEFENSE	
WR	Roger Carr	LDE	Fred Cook
LT	Wade Griffin	LDT	Mike Barnes
LG	Robert Pratt	RDT	Herb Onis
C	Ken Mendenhall	RDE	Mike Ozdowski
RG	Ken Huff	LLB	Sanders Shiver
RT	Jeff Hart	MLB	Ed Simonini
TE	Reese McCall	RLB	Mike Woods
WR	Ray Butler	LCB	Derrick Hatchett
QB	Bert Jones	RCB	Larry Brazier
RB	Joe Washington	SS	Bruce Laird
RB	Cleveland Franklin	FS	Nesby Glasgow

PASSING	ATT.	COMP.	YDS.	PCT.	AVG./ATT.	TD	TD%	INT.	INT%	LG	SACKED	RATING
Jones	446	248	3134	55.6	7.03	23	5.2	21	4.7	47	34/262	75.5
Landry	47	24	275	51.1	5.85	2	4.3	3	6.4	32	2/19	56.1
<b>COLTS</b>	<b>493</b>	<b>272</b>	<b>3409</b>	<b>55.2</b>	<b>6.91</b>	<b>25</b>	<b>5.1</b>	<b>24</b>	<b>4.9</b>	<b>47</b>	<b>36/281</b>	<b>73.5</b>
<b>OPPONENTS</b>	<b>476</b>	<b>260</b>	<b>3576</b>	<b>54.6</b>	<b>7.51</b>	<b>21</b>	<b>4.4</b>	<b>17</b>	<b>3.6</b>	<b>77</b>	<b>30/240</b>	<b>78.9</b>

# RECORDS



## 1981

RECORD: 2-14 COACH: MIKE MCCORMACK  
FOURTH – AFC EASTERN DIVISION

HOME: 1-7 AWAY: 1-7

DIV: 2-6 CONF: 2-10 NCONF: 0-4

PRESEASON (0-4)				
DATE	RESULTS	OPPONENT	ATTENDANCE	
8/8	L 23-24	@ New Orleans	46,792	
8/15	L 17-20	@ NY Giants	40,716	
8/22	L 7-13	WASHINGTON	44,937	
8/28	L 17-31	@ Seattle	55,794	

REGULAR SEASON (2-14)				
DATE	RESULTS	OPPONENT	ATTENDANCE	
9/6	W 29-28	@ New England	49,977	
9/13	L 3-35	BUFFALO	45,772	
9/20	L 10-28	@ Denver	74,804	
9/27	L 28-31	MIAMI	42,452	
10/4	L 17-23	@ Buffalo	77,811	
10/11	L 19-41	CINCINNATI	35,881	
10/18	L 14-43	SAN DIEGO	48,679	
10/25	L 28-42	@ Cleveland	78,986	
11/1	L 10-27	@ Miami	46,061	
11/8	L 14-41	NEW YORK JETS	36,373	
11/15	L 13-38	@ Philadelphia	72,200	
11/22	L 24-35	ST. LOUIS	32,782	
11/29	L 0-25	@ New York Jets	53,593	
12/6	L 13-37	DALLAS	60,586	
12/13	L 14-38	@ Washington	55,045	
12/20	W 23-21	NEW ENGLAND	34,127	

TEAM STATISTICS	COLTS	OPP
TOTAL FIRST DOWNS	274	406
Rushing	95	162
Passing	158	214
Penalty	21	30
3rd Down M/A/Pct	66/198/33.3	107/208/51.4
TOTAL NET YARDS	4908	6793
Avg. Per Game	306.8	424.6
Total Plays	957	1111
Avg. Per Play	5.1	6.1
NET YARDS RUSHING	1850	2665
Avg. Per Game	115.6	166.6
Total Rushes	441	607
NET YARDS PASSING	3058	4128
Avg. Per Game	191.1	258.0
Tackled/Yards Lost	37/321	13/100
Gross Yards	3379	4228
Att./Completions	479/265	491/301
Completion Pct.	55.3	61.3
Had Intercepted	23	16
PUNTS/AVERAGE	78/39.4	48/37.9
NET PUNTING AVG.	33.7	32.1
PENALTIES/YARDS	106/913	101/776
FUMBLES/BALL LOST	27/14	28/14
TOUCHDOWNS	33	68
Rushing	11	30
Passing	21	37
Defense/Kicking	1/0	1/0
TIME OF POSSESSION	26:28	33:32

SCORE BY PERIODS	1	2	3	4	TOTAL
COLTS	63	52	75	69	259
OPPONENTS	121	186	105	121	533

SCORING	TDR	TDP	TDRT	PAT	FG	S	TP
Dickey	7	3					60
Wood				29-33	10-18		59
Butler		9					54
McMillan	3	1					24
Carr	3	3					18
McCall	2	2					12
McCauley	2	2					12
Landry			1				6
Dixon		1					6
Franklin	1						6
Taylor						1	2
<b>COLTS</b>	<b>11</b>	<b>21</b>	<b>1</b>	<b>29-33</b>	<b>10-18</b>	<b>1</b>	<b>259</b>
<b>OPPONENTS</b>	<b>30</b>	<b>37</b>	<b>1</b>	<b>65-68</b>	<b>20-31</b>	<b>0</b>	<b>533</b>

FGS	1-19	20-29	30-39	40-49	50+	TOT.
Wood	2-2	2-3	3-5	3-7	0-1	10-18
<b>COLTS</b>	<b>2-2</b>	<b>2-3</b>	<b>3-5</b>	<b>3-7</b>	<b>0-1</b>	<b>10-18</b>
<b>OPP.</b>	<b>0-0</b>	<b>6-7</b>	<b>9-11</b>	<b>5-12</b>	<b>0-1</b>	<b>20-31</b>

Wood:	(48,19,35)	(22)	(21)	(1)	(32)	(19,51)	(1)
	(46,28,30)	(44)	(44)	(1)	(43,40)	(1)	(39)
	(30,46)						

OPP.:	(50,39)	(49)	(36)	(27)	(43,34,44,45)	(38,24)	(30)	(1)	(41,32)	(25,41)	(40,44,32)
	(40,42)	(37,22,27,27)	(26,48)	(42,35,31)	(32)	(1)					

RUSHING	NO.	YDS.	AVG.	LG	TD
Dickey	164	779	4.8	67t	7
McMillan	149	597	4.0	42	3
Dixon	73	285	3.9	41	0
Jones	20	85	4.3	17	0
Franklin	21	52	2.5	8	1
McCauley	10	37	3.7	8	0
Landry	1	11	11.0	11	0
Garrett	2	4	2.0	3	0
Anderson	1	0	0.0	0	0
<b>COLTS</b>	<b>441</b>	<b>1850</b>	<b>4.2</b>	<b>67t</b>	<b>11</b>
<b>OPPONENTS</b>	<b>607</b>	<b>2665</b>	<b>4.4</b>	<b>59t</b>	<b>30</b>

RECEIVING	NO.	YDS.	AVG.	LG	TD
McMillan	50	466	9.3	31	1
Butler	46	832	18.1	67t	9
Carr	38	584	15.4	43	3
Dickey	37	419	11.3	50	3
McCauley	36	347	9.6	31	2
McCall	21	314	15.0	65t	2
Dixon	17	169	9.9	41	1
Burke	10	153	15.3	24	0
Franklin	6	39	6.5	10	0
Sherwin	2	19	9.5	11	0
DeRoo	1	38	38.0	38	0
Huff	1	-1	-1.0	-1	0
<b>COLTS</b>	<b>265</b>	<b>3379</b>	<b>12.8</b>	<b>67t</b>	<b>21</b>
<b>OPPONENTS</b>	<b>301</b>	<b>4228</b>	<b>14.0</b>	<b>75</b>	<b>37</b>

INTERCEPTIONS	NO.	YDS.	AVG.	LG	TD
Brazier	3	35	11.7	27	0
Laird	3	59	19.7	24	0
Glasgow	2	35	17.5	31	0
Smith	2	11	5.5	8	0
Hatchett	2	8	4.0	8	0
Anderson	1	49	49.0	49	0
Krauss	1	10	10.0	10	0
Green	1	3	3.0	3	0
Pickney	1	0	0.0	0	0
<b>COLTS</b>	<b>16</b>	<b>210</b>	<b>13.1</b>	<b>49</b>	<b>0</b>
<b>OPPONENTS</b>	<b>23</b>	<b>281</b>	<b>12.2</b>	<b>44</b>	<b>1</b>

PUNTING	NO.	YDS.	AVG.	TB	IN20	LG	BLK.
Garrett	78	3071	39.4	2	11	57	0
<b>COLTS</b>	<b>78</b>	<b>3071</b>	<b>39.4</b>	<b>2</b>	<b>11</b>	<b>57</b>	<b>0</b>
<b>OPPONENTS</b>	<b>48</b>	<b>1817</b>	<b>37.9</b>	<b>11</b>	<b>13</b>	<b>54</b>	<b>2</b>

PUNT RETURNS	NO.	FC	YDS.	AVG.	LG	TD
Shula	10	7	50	5.0	11	0
Anderson	2	0	6	3.0	6	0
<b>COLTS</b>	<b>12</b>	<b>7</b>	<b>56</b>	<b>4.7</b>	<b>11</b>	<b>0</b>
<b>OPPONENTS</b>	<b>44</b>	<b>10</b>	<b>402</b>	<b>9.1</b>	<b>46</b>	<b>0</b>

KICKOFF RETURNS	NO.	YDS.	AVG.	LG	TD
Dixon	36	737	20.5	46	0
Williams	20	399	20.0	35	0
Anderson	20	393	19.7	30	0
Shula	5	65	13.0	16	0
Glasgow	1	35	35.0	35	0
Sims	1	22	22.0	22	0
Foote	1	0	0.0	0	0
<b>COLTS</b>	<b>84</b>	<b>1651</b>	<b>19.7</b>	<b>46</b>	<b>0</b>
<b>OPPONENTS</b>	<b>43</b>	<b>864</b>	<b>20.1</b>	<b>34</b>	<b>0</b>

### USUAL STARTERS

	OFFENSE	DEFENSE
WR	Roger Carr	Donnell Thompson
LT	Wade Griffin	Herb Orvis
LG	Robert Pratt	Anthony Green
C	Ray Donaldson	Mike Ozdowski
RG	Ken Huff	Sanders Shiver
RT	Jeff Hart	Joe Federspiel
TE	Reese McCall	Barry Krauss
WR	Ray Butler	Derrick Hatchett
QB	Bert Jones	Larry Brazier
RB	Curtis Dickey	Bruce Laird
RB	Randy McMillan	Nesby Glasgow

PASSING	ATT.	COMP.	YDS.	PCT.	AVG./ATT.	TD	TD%	INT.	INT%	LG	SACKED	RATING
Jones	426	244	3094	57.3	7.26	21	4.9	20	4.7	67t	31/263	76.8
Landry	29	14	195	48.3	6.72	0	0.0	1	3.4	24t	5/50	56.7
Humm	24	7	90	29.2	3.75	0	0.0	2	8.3	20t	1/8	25.4
<b>COLTS</b>	<b>479</b>	<b>265</b>	<b>3379</b>	<b>55.3</b>	<b>7.05</b>	<b>21</b>	<b>4.4</b>	<b>23</b>	<b>4.8</b>	<b>67t</b>	<b>37/321</b>	<b>72.2</b>
<b>OPPONENTS</b>	<b>491</b>	<b>301</b>	<b>4228</b>	<b>61.3</b>	<b>8.61</b>	<b>37</b>	<b>7.5</b>	<b>16</b>	<b>3.3</b>	<b>75t</b>	<b>13/100</b>	<b>100.2</b>

# RECORDS



## 1982

**RECORD: 0-8-1 COACH: FRANK KUSH**  
**14TH – AMERICAN FOOTBALL CONFERENCE**  
**HOME: 0-3-1 AWAY: 0-5**  
**DIV: 0-5 CONF: 0-7 NCONF: 0-1-1**

### PRESEASON (3-2)

DATE	RESULTS	OPPONENT	ATTENDANCE
8/7	L 14-30	@ Minnesota	23,379
8/14	W 19-14	NY GIANTS	31,985
8/21	W 34-3	@ Atlanta	56,748
8/28	L 15-37	@ Pittsburgh	52,471
9/4	W 26-17	@ Chicago	58,972

### REGULAR SEASON (0-8-1)

DATE	RESULTS	OPPONENT	ATTENDANCE
9/12	L 13-24	NEW ENGLAND	38,055
9/19	L 20-24	@ Miami	51,999
9/26		NEW YORK JETS	Canceled
10/3		@ Detroit	Canceled
10/10		BUFFALO	Canceled
10/17		@ Cleveland	Canceled
10/24		MIAMI	Postponed to 1/2/83
10/31		TAMPA BAY	Canceled
11/7		@ New England	Canceled
11/14		OAKLAND	Canceled
11/21	L 0-37	@ New York Jets	46,970
11/28	L 0-20	@ Buffalo	33,985
12/5	L 17-20	CINCINNATI	23,598
12/12	L 10-13	@ Minnesota	53,981
12/19	T 20-20	GREEN BAY	25,920
12/26	L 26-44	@ San Diego	49,711
1/2	L 7-34	MIAMI	19,073

TEAM STATISTICS	COLTS	OPP
TOTAL FIRST DOWNS	152	197
Rushing	62	87
Passing	80	89
Penalty	10	21
3rd Down M/A/Pct	50/124/40.3	52/119/43.7
4th Down M/A/Pct	10/17/58.8	2/5/40.0
TOTAL NET YARDS	2483	3296
Avg. Per Game	275.9	366.2
Total Plays	596	605
Avg. Per Play	4.2	5.4
NET YARDS RUSHING	1044	1473
Avg. Per Game	116.0	163.7
Total Rushes	293	348
NET YARDS PASSING	1439	1823
Avg. Per Game	159.9	202.6
Tackled/Yards Lost	20/174	11/97
Gross Yards	1613	1920
Att./Completions	283/142	246/138
Completion Pct.	50.2	56.1
Had Intercepted	10	5
PUNTS/AVERAGE	46/44.4	41/39.9
NET PUNTING AVG.	34.3	35.5
PENALTIES/YARDS	52/433	59/466
FUMBLES/BALL LOST	24/11	11/5
TOUCHDOWNS	12	28
Rushing	4	10
Passing	6	18
Defense/Kicking	1/1	0/0
TIME OF POSSESSION	28:38	31:22

SCORE BY PERIODS	1	2	3	4	TOTAL
COLTS	13	40	23	37	113
OPPONENTS	54	77	68	37	236

SCORING	TDR	TDP	TDRT	PAT	FG	S	TP
Wood			6-6	6-10	24		
Miller				5-5	4-8	17	
Butler	2					12	
Bouza	2					12	
Krauss	1					6	
Pagel	1					6	
Beach	1					6	
Burroughs			1			6	
McMillan	1					6	
Dickey	1					6	
Sherwin			1			6	
Dixon	1					6	
<b>COLTS</b>	<b>4</b>	<b>6</b>	<b>2</b>	<b>11-11</b>	<b>10-18</b>	<b>0</b>	<b>113</b>
<b>OPPONENTS</b>	<b>10</b>	<b>18</b>	<b>0</b>	<b>26-28</b>	<b>14-19</b>	<b>0</b>	<b>236</b>

FGS	1-19	20-29	30-39	40-49	50+	TOT.
Wood	0-0	0-1	3-5	2-3	1-1	6-10
Miller	0-0	1-1	0-3	2-3	1-1	4-8
<b>COLTS</b>	<b>0-0</b>	<b>1-2</b>	<b>3-8</b>	<b>4-6</b>	<b>2-2</b>	<b>10-18</b>
<b>OPP.</b>	<b>1-1</b>	<b>5-5</b>	<b>2-3</b>	<b>6-9</b>	<b>0-1</b>	<b>14-19</b>

Wood:	(49,37,30)	(51,48)	(32)	(1)	(33,40)	(39,25)
(1)	(1)	(1)	(1)	(1)	(23,40,44)	(46,58)
<b>Miller:</b>	(1)	(1)	(1)	(1)	(23,40,44)	(46,58)
<b>OPP.:</b>	(24)	(29)	(43,37,19)	(47,34,41)	(1)	(40,40,23,40)
	(40,40,23,40)	(40,25,47)	(45,53)	(34,25)		

RUSHING	NO.	YDS.	AVG.	LG	TD
McMillan	101	305	3.0	13	1
Dixon	58	249	4.3	32	1
Dickey	66	232	3.5	25	1
Franklin	43	152	3.5	18	0
Pagel	19	82	4.3	32	1
Butler	3	10	3.3	10	0
Stark	1	8	8.0	8	0
Wright	1	3	3.0	3	0
Schlichter	1	3	3.0	3	0
<b>COLTS</b>	<b>293</b>	<b>1044</b>	<b>3.6</b>	<b>32</b>	<b>4</b>
<b>OPPONENTS</b>	<b>348</b>	<b>1473</b>	<b>4.2</b>	<b>54</b>	<b>10</b>

RECEIVING	NO.	YDS.	AVG.	LG	TD
Bouza	22	287	13.0	34	2
Sherwin	21	280	13.3	33	0
Dickey	21	228	10.9	34	0
Dixon	20	185	9.3	24	0
Butler	17	268	15.8	53t	2
McMillan	15	90	6.0	17	0
Franklin	9	61	6.8	15	0
Henry	7	110	15.7	23	0
Beach	4	45	11.3	17	1
Smith	2	36	18.0	23	0
McCall	2	6	3.0	4	0
Wright	1	12	12.0	12	0
Krauss	1	5	5.0	5t	1
<b>COLTS</b>	<b>142</b>	<b>1613</b>	<b>11.4</b>	<b>53t</b>	<b>6</b>
<b>OPPONENTS</b>	<b>138</b>	<b>1920</b>	<b>13.9</b>	<b>55</b>	<b>18</b>

INTERCEPTIONS	NO.	YDS.	AVG.	LG	TD
Anderson, K.	2	25	12.5	25	0
Burroughs	1	94	94.0	94t	1
Bracelin	1	31	31.0	31	0
Hatchett	1	0	0.0	0	0
<b>COLTS</b>	<b>5</b>	<b>150</b>	<b>30.0</b>	<b>94t</b>	<b>1</b>
<b>OPPONENTS</b>	<b>10</b>	<b>129</b>	<b>12.9</b>	<b>26</b>	<b>0</b>

PUNTING NO.	YDS.	AVG.	TB	IN20	LG	BLK.
Stark	46	2044	44.4	12	8	60
<b>COLTS</b>	<b>46</b>	<b>2044</b>	<b>44.4</b>	<b>12</b>	<b>8</b>	<b>60</b>
<b>OPPONENTS</b>	<b>41</b>	<b>1634</b>	<b>39.9</b>	<b>5</b>	<b>13</b>	<b>67</b>

PUNT RETURNS	NO.	FC	YDS.	AVG.	LG	TD
Anderson, L.	8	3	54	6.8	28	0
Glasgow	4	5	24	6.0	8	0
Bouza	2	5	0	0.0	0	0
<b>COLTS</b>	<b>14</b>	<b>13</b>	<b>78</b>	<b>5.6</b>	<b>28</b>	<b>0</b>
<b>OPPONENTS</b>	<b>26</b>	<b>4</b>	<b>226</b>	<b>8.7</b>	<b>29</b>	<b>0</b>

KICKOFF RETURNS	NO.	YDS.	AVG.	LG	TD
Anderson, L.	27	517	19.7	33	0
Dixon	11	197	17.9	27	0
Bouza	3	31	10.3	12	0
Franklin	1	8	8.0	8	0
<b>COLTS</b>	<b>42</b>	<b>753</b>	<b>17.9</b>	<b>33</b>	<b>0</b>
<b>OPPONENTS</b>	<b>25</b>	<b>538</b>	<b>21.5</b>	<b>30</b>	<b>0</b>

**SACKS:** Colts 11.0; Opponents 20.0; Wisniewski 2.5-18; Krauss 2-28; Bracelin 2-13; Thompson 1.5-11; Cooks 1-9; Delaney 1-9; Hunter 1-9

### USUAL STARTERS

OFFENSE	DEFENSE
WR Matt Bouza	LDE Donnell Thompson
LT John Sinnott	NT Leo Wisniewski
LG Terry Crouch	RDE Fletcher Jenkins
C Ken Donaldson	LILB Sanders Shiver
RG Ken Huff	LILB Johnnie Cooks
RT Jeff Hart	RILB Barry Krauss
TE Tim Sherwin	ROLB Greg Bracelin
WR Ray Butler	LCB James Burroughs
QB Mike Pagel	RCB Derrick Hatchett
RB Curtis Dickey	SS Larry Anderson
RB Randy McMillan	FS Nesby Glasgow

PASSING	ATT.	COMP.	YDS.	PCT.	AVG./ATT.	TD	TD%	INT.	INT%	LG	SACKED	RATING
Pagel	221	111	1281	50.2	5.80	5	2.3	7	3.2	53t	16/129	62.4
Schlichter	37	17	197	45.9	5.32	0	0.0	2	5.4	24t	3/35	40.0
Humm	23	13	130	56.5	5.65	0	0.0	1	4.3	18t	1/10	55.0
Wood	1	1	5	100.0	5.00	1	100.0	0	0.0	5t	0/0	127.1
Stark	1	0	0	0.0	0.00	0	0.0	0	0.0	0	0/0	39.6
<b>COLTS</b>	<b>283</b>	<b>142</b>	<b>1613</b>	<b>50.2</b>	<b>5.70</b>	<b>6</b>	<b>2.1</b>	<b>10</b>	<b>3.5</b>	<b>53t</b>	<b>20/174</b>	<b>60.0</b>
<b>OPPONENTS</b>	<b>246</b>	<b>138</b>	<b>1920</b>	<b>56.1</b>	<b>7.80</b>	<b>18</b>	<b>7.3</b>	<b>5</b>	<b>2.0</b>	<b>55t</b>	<b>11/97</b>	<b>97.3</b>

# RECORDS



## 1983

**RECORD: 7-9 COACH: FRANK KUSH  
FOURTH – AFC EASTERN DIVISION**

**HOME: 3-5 AWAY: 4-4**

**DIV: 3-5 CONF: 5-9 NCONF: 2-0**

### PRESEASON (2-2)

DATE	RESULTS	OPPONENT	ATTENDANCE
8/4	W 15-0	@ Houston	42,359
8/13	W 10-7	@ Minnesota	56,061
8/20	L 14-27	@ NY Giants	32,205
8/26	L 7-10	@ Atlanta	37,420

### REGULAR SEASON (7-9)

DATE	RESULTS	OPPONENT	ATTENDANCE
9/4	W 29-23 OT	@ New England	45,526
9/11	L 10-17	DENVER	52,613
9/18	L 23-28	@ Buffalo	40,937
9/25	W 22-19 OT	CHICAGO	36,708
10/2	W 34-31	@ Cincinnati	48,104
10/9	W 12-7	NEW ENGLAND	37,013
10/16	L 7-30	BUFFALO	39,765
10/23	L 7-21	MIAMI	45,768
10/30	W 22-21	@ Philadelphia	59,150
11/6	W 17-14	@ New York Jets	53,323
11/13	L 13-24	PITTSBURGH	61,479
11/20	L 0-37	@ Miami	54,482
11/27	L 23-41	@ Cleveland	65,812
12/4	L 6-10	NEW YORK JETS	35,462
12/11	L 19-21	@ Denver	74,854
12/18	W 20-10	HOUSTON	27,934

### TEAM STATISTICS

	COLTS	OPP
TOTAL FIRST DOWNS	272	321
Rushing	146	123
Passing	110	166
Penalty	16	32
3rd Dwn. M/A/Pct.	77/226/34.1	83/203/40.9
4th Dwn. M/A/Pct.	4/9/44.4	5/10/50.0
TOTAL NET YARDS	5018	5640
Avg. Per Game	313.6	352.5
Total Plays	1025	1045
Avg. Per Play	4.9	5.4
NET YARDS RUSHING	2695	2118
Avg. Per Game	168.4	132.4
Total Rushes	601	516
NET YARDS PASSING	2323	3522
Avg. Per Game	145.2	220.1
Tackled/Yards Lost	47/340	41/310
Gross Yards	2663	3832
Att./Completions	377/188	488/281
Completion Pct.	49.9	57.6
Had Intercepted	22	20
PUNTS/AVERAGE	91/45.3	80/41.6
NET PUNTING AVG.	36.3	37.2
PENALTIES/YARDS	120/986	79/687
FUMBLES/BALL LOST	32/11	29/16
TOUCHDOWNS	25	45
Rushing	10	13
Passing	12	31
Defense/Kicking	2/1	0/1
TIME OF POSSESSION	29:37	30:23

### SCORE BY PERIODS

	1	2	3	4	OT	TOTAL
COLTS	44	86	57	68	9	264
OPPONENTS	62	136	52	102	0	354

SCORING	TDR	TDP	TDR/T	PAT	FG	S	TP
Allegre					22-24	30-35	112
Dickey	4	3					42
McMillan	5	1					36
Henry		4					24
Butler		3					18
Anderson, L.			1				6
Cooks			1				6
Moore	1						6
Anderson, K.			1				6
Beach		1					6
Thompson						1	2
<b>COLTS</b>	<b>10</b>	<b>12</b>	<b>3</b>	<b>22-24</b>	<b>30-35</b>	<b>1</b>	<b>264</b>
<b>OPPONENTS</b>	<b>13</b>	<b>31</b>	<b>1</b>	<b>42-45</b>	<b>14-23</b>	<b>0</b>	<b>354</b>

FGS	1-19	20-29	30-39	40-49	50+	TOT.
Allegre	1-1	4-5	11-12	10-12	4-5	30-35
<b>COLTS</b>	<b>1-1</b>	<b>4-5</b>	<b>11-12</b>	<b>10-12</b>	<b>4-5</b>	<b>30-35</b>
<b>OPP.</b>	<b>1-1</b>	<b>4-5</b>	<b>4-6</b>	<b>5-8</b>	<b>0-3</b>	<b>14-23</b>

**Allegre:** (25,52,33) (32) (28,49,45) (37,47,45,33) (19,53) (52) (36) (1) (38,39,37,42,27,30) (42) (46,46,37) (1) (31) (26,41) (42,55,41,26,64) (48,37)

**OPP.:** (36,33,39) (42) (50) (45,49,21) (19) (41) (50,23,40,30) (1) (62) (49) (42,28) (42) (26,27) (31) (1) (34)

RUSHING	NO.	YDS.	AVG.	LG	TD
Dickey	254	1122	4.4	56	4
McMillan	198	802	4.1	39t	5
Pagel	54	441	8.2	33	0
Moore	57	205	3.6	13	1
Williams	28	77	2.8	13	0
Reed	2	27	13.5	18	0
Dixon	5	14	2.8	7	0
Stark	1	8	8.0	8	0
Herrmann	1	0	0.0	0	0
Krauss	1	-1	-1.0	-1	0
<b>COLTS</b>	<b>601</b>	<b>2695</b>	<b>4.5</b>	<b>56</b>	<b>10</b>
<b>OPPONENTS</b>	<b>516</b>	<b>2118</b>	<b>4.1</b>	<b>77</b>	<b>13</b>

RECEIVING	NO.	YDS.	AVG.	LG	TD
Henry	30	416	13.9	40t	4
Porter, T.	28	384	13.7	38	0
Bouza	25	385	15.4	26	0
Sherwin	25	358	14.3	30	0
Dickey	24	483	20.1	72t	3
McMillan	24	195	8.1	25	1
Butler	10	207	20.7	60	3
Oatis	6	93	15.5	25	0
Moore	6	38	6.3	16	0
Beach	5	56	11.2	16	1
Williams	4	46	11.5	19	0
Dixon	1	2	2.0	2	0
<b>COLTS</b>	<b>188</b>	<b>2663</b>	<b>14.2</b>	<b>72t</b>	<b>12</b>
<b>OPPONENTS</b>	<b>281</b>	<b>3832</b>	<b>13.6</b>	<b>85t</b>	<b>31</b>

INTERCEPTIONS NO.	YDS.	AVG.	LG	TD	
Hatchett	4	36	9.0	25	0
Glasgow	3	35	11.7	18	0
Anderson, K.	2	81	40.5	71t	1
Bracelin	2	19	9.5	19	0
Delaney	2	16	8.0	11	0
Burroughs	2	8	4.0	8	0
Randle	1	41	41.0	41	0
Williams, K.	1	32	32.0	32	0
Maxwell	1	31	31.0	31	0
Cooks	1	15	15.0	15	0
Anderson, L.	1	0	0.0	0	0
<b>COLTS</b>	<b>20</b>	<b>314</b>	<b>15.7</b>	<b>71t</b>	<b>1</b>
<b>OPPONENTS</b>	<b>22</b>	<b>117</b>	<b>5.3</b>	<b>34</b>	<b>0</b>

PUNTING NO.	YDS.	AVG.	TB	IN20	LG	BLK.	
Stark	91	4124	45.3	9	20	68	0
<b>COLTS</b>	<b>91</b>	<b>4124</b>	<b>45.3</b>	<b>9</b>	<b>20</b>	<b>68</b>	<b>0</b>
<b>OPPONENTS</b>	<b>80</b>	<b>3329</b>	<b>41.6</b>	<b>3</b>	<b>27</b>	<b>64</b>	<b>0</b>

PUNT RETURNS NO.	FC	YDS.	AVG.	LG	TD	
Anderson, L.	20	4	138	6.9	20	0
Porter, R.	14	5	104	7.4	56	0
Williams, K.	9	4	43	4.8	13	0
Glasgow	1	1	9.0	9.0	0	0
<b>COLTS</b>	<b>44</b>	<b>14</b>	<b>294</b>	<b>6.7</b>	<b>50</b>	<b>0</b>
<b>OPPONENTS</b>	<b>55</b>	<b>7</b>	<b>642</b>	<b>11.7</b>	<b>60t</b>	<b>1</b>

KICKOFF RETURNS	NO.	YDS.	AVG.	LG	TD
Williams, K.	20	494	24.7	90	0
Porter, R.	18	336	18.7	28	0
Anderson, L.	18	309	17.2	26	0
Dixon	2	23	11.5	14	0
Moore	2	40	20.0	23	0
Bouza	1	4	4.0	4	0
Beach	1	0	0.0	0	0
<b>COLTS</b>	<b>62</b>	<b>1198</b>	<b>19.3</b>	<b>90</b>	<b>0</b>
<b>OPPONENTS</b>	<b>61</b>	<b>1138</b>	<b>18.7</b>	<b>38</b>	<b>0</b>

**SACKS:** Colts 41.0; Opponents 47.0; Maxwell 11-9.0; Bracelin 5.5-50.5; Wisniewski 5-41; Cooks 5-33; Thompson 4-27; Ballard 2-7; Waechter 1.5-13.5; Parker 1.5-13; Odom 1-11; Krauss 1-9; Glasgow 1-6; K. Williams 1-3; Shiver 1-2; K. Anderson 5-4

### USUAL STARTERS PRO BOWLERS IN BOLDFACE

	OFFENSE	DEFENSE
WR	Matt Bouza, NT Tracy Porter	LDE Donnell Thompson, NT Leo Wisniewski
LT	Karl Baldischwiler	RDE Steve Parker
LG	<b>Chris Hinton</b>	LOLB Greg Bracelin
C	Ray Donaldson	LLB Johnnie Cooks
RG	Steve Wright	RILB Barry Krauss
RT	Jeff Hart	ROLB Vernon Maxwell
TE	Tim Sherwin	LCB James Burroughs
WR	Ray Butler, Bernard Henry	RCB Derrick Hatchett, Tate Randle
QB	Mike Pagel	SS Larry Anderson
RB	Curtis Dickey	FS Nesby Glasgow
RB	Randy McMillan	

PASSING	ATT.	COMP.	YDS.	PCT.	AVG./ATT.	TD	TD%	INT.	INT%	LG	SACKED	RATING
Pagel	328	163	2353	49.7	7.17	12	3.7	17	5.2	72t	40/278	64.0
Herrmann	36	18	256	50.0	7.11	0	0.0	3	8.3	35t	7/62	38.8
Reed	10	6	34	60.0	3.40	0	0.0	1	10.0	16t	0/0	26.7
Taylor	2	1	20	50.0	10.00	0	0.0	1	0.0	20t	0/0	45.8
Stark	1	0	0	0.0	0.00	0	0.0	0	0.0	0	0/0	39.6
<b>COLTS</b>	<b>377</b>	<b>188</b>	<b>2663</b>	<b>49.9</b>	<b>7.06</b>	<b>12</b>	<b>3.2</b>	<b>22</b>	<b>5.8</b>	<b>72t</b>	<b>47/340</b>	<b>59.4</b>
<b>OPPONENTS</b>	<b>488</b>	<b>281</b>	<b>3832</b>	<b>57.6</b>	<b>7.85</b>	<b>31</b>	<b>6.4</b>	<b>20</b>	<b>4.0</b>	<b>85t</b>	<b>41/310</b>	<b>87.4</b>

# RECORDS



## 1984

RECORD: 4-12 COACH: FRANK KUSH (15), HAL HUNTER (1)  
FOURTH – AFC EASTERN DIVISION

HOME: 2-6 AWAY: 2-6

DIV: 2-6 CONF: 4-8 NCONF: 0-4

PRESEASON (1-3)			
DATE	RESULTS	OPPONENT	ATTENDANCE
8/4	L 3-24	@ Miami	37,559
8/11	W 26-20	NY GIANTS	60,236
8/18	L 0-31	@ Denver	68,951
8/25	L 17-34	@ Green Bay	54,479

REGULAR SEASON (4-12)			
DATE	RESULTS	OPPONENT	ATTENDANCE
9/2	L 14-23	NEW YORK JETS	*60,398
9/9	W 35-21	@ Houston	43,820
9/16	L 33-34	ST. LOUIS	*60,274
9/23	L 7-44	@ Miami	55,413
9/30	W 31-17	BUFFALO	*60,032
10/7	L 7-35	WASHINGTON	*60,012
10/14	L 7-16	@ Philadelphia	50,277
10/21	W 17-16	PITTSBURGH	*60,026
10/28	L 3-22	@ Dallas	58,724
11/4	L 10-38	SAN DIEGO	*60,143
11/11	W 9-5	@ New York Jets	51,066
11/18	L 17-50	NEW ENGLAND	*60,009
11/25	L 7-21	@ Los Angeles Raiders	40,289
12/2	L 15-21	@ Buffalo	20,693
12/9	L 17-35	MIAMI	*60,411
12/16	L 10-16	@ New England	22,383

TEAM STATISTICS	COLTS	OPP
TOTAL FIRST DOWNS	254	343
Rushing	114	124
Passing	117	194
Penalty	23	25
3rd Dwn. M/A/Pct.	65/214/29.9	97/229/42.4
4th Dwn. M/A/Pct.	15/24/62.5	8/17/47.0
TOTAL NET YARDS	4132	5577
Avg. Per Game	258.3	348.6
Total Plays	979	1116
Avg. Per Play	4.2	5.0
NET YARDS RUSHING	2025	2007
Avg. Per Game	126.6	125.4
Total Rushes	510	359
NET YARDS PASSING	2107	3570
Avg. Per Game	131.7	223.1
Tackled/Yards Lost	58/436	42/320
Gross Yards	2543	3980
Att./Completions	411/206	515/298
Completion Pct.	50.1	57.9
Had Intercepted	22	18
PUNTS/AVERAGE	98/44.7	80/42.0
NET PUNTING AVG.	37.2	36.6
PENALTIES/YARDS	95/798	98/813
FUMBLES/BALL LOST	35/17	29/13
TOUCHDOWNS	28	50
Rushing	13	16
Passing	13	31
Defense/Kicking	1/1	3/0
TIME OF POSSESSION	27:24	32:36

SCORE BY PERIODS	1	2	3	4	TOTAL
COLTS	31	87	46	75	239
OPPONENTS	92	143	74	105	414

SCORING	TDR	TDP	TDRT	PAT	FG	S	TP
Allegre				14-14	11-18		47
Butler		6					36
McMillan	5						30
Biasucci				13-14	3-5		22
Dickey	3						18
Henry		2					12
Middleton	1	1					12
Moore	2						12
Porter		2					12
Young		2					12
Kafentzis			1				6
Pagel	1						6
Schlichter	1						6
Smith			1				6
Humiston						1	2

COLTS	13	3	2	27-28	14-23	1	239
OPPONENTS	16	31	3	47-50	21-23	0	414

FGS	1-19	20-29	30-39	40-49	50+	TOT.
Allegre	0-0	4-4	1-2	3-6	3-6	11-18
Biasucci	0-0	1-1	0-0	1-1	1-3	3-5
COLTS	0-0	5-5	1-2	4-7	4-9	14-23
OPP.	2-2	9-9	5-5	4-6	1-1	21-23

Allegre:	(0 0 0 0 0 0)	(52)	(41)	(52)	(34 54)
	(44 47 46 25 45)	(35 61)	(1)	(28 21)	(52 54)
	(25 42)				

Biasucci:	(1)	(21 50)	(55)	(52 43)	(0 0 0 0 0 0 0 0 0)		
OPP:	(43 29)	(1)	(47 46)	(27 44)	(23)	(1)	(34 32 33)
	(53 25 43)	(19 19 24)	(23)	(27)	(28 40)	(0 0)	(1 21 34 36)

RUSHING	NO.	YDS.	AVG.	LG	TD
McMillan	163	705	4.3	31t	5
Dickey	131	523	4.0	30	3
Middleton	92	275	3.0	20	1
Pagel	26	149	5.7	23	1
Schlichter	19	145	7.6	22	1
Moore	38	127	3.3	18	2
Wonsley	37	111	3.0	13	0
Stark	2	0	0.0	0	0
Smith	2	-10	-5.0	-3	0
COLTS	510	2025	4.0	31t	13
OPPONENTS	559	2007	3.6	30	16

RECEIVING	NO.	YDS.	AVG.	LG	TD
Butler	43	664	15.4	74	6
Porter	39	590	15.1	63	2
Bouza	22	270	12.3	22	0
McMillan	19	201	10.6	44	0
Middleton	15	112	7.5	16	1
Young	14	164	11.7	28	2
Dickey	14	135	9.6	33	0
Sherwin	11	169	15.4	26	0
Henry	11	139	12.6	19	2
Moore	9	52	5.8	12	0
Wonsley	9	47	5.2	17	0
COLTS	206	2543	12.3	74t	13
OPPONENTS	298	3890	13.1	80t	31

INTERCEPTIONS	NO.	YDS.	AVG.	LG	TD
Daniel	6	25	4.2	18	0
Randle	3	66	22.0	54	0
Krauss	3	20	6.7	18	0
Burroughs	3	9	3.0	6	0
Kafentzis	1	59	59.0	59t	1
Glasgow	1	8	8.0	8	0
Davis	1	3	3.0	3	0
COLTS	18	190	10.6	59t	1
OPPONENTS	22	423	19.2	50	2

PUNTING NO.	YDS.	AVG.	TB	IN20	LG	BLK.
Stark	98	4383	44.7	7	21	72
COLTS	98	4383	44.7	7	21	72
OPPONENTS	80	3363	42.0	8	29	66

PUNT RETURNS	NO.	FC	YDS.	AVG.	LG	TD
Anderson	27	7	182	6.7	19	0
Glasgow	7	2	79	11.3	35	0
Bouza	3	3	17	5.7	11	0
Pajdien	1	0	0	0.0	0	0
COLTS	38	12	278	7.3	35	0
OPPONENTS	62	15	600	9.7	38	0

KICKOFF RETURNS	NO.	YDS.	AVG.	LG	TD
Anderson	22	525	23.9	69	0
Smith	32	651	20.3	96t	1
Kafentzis	5	69	13.8	22	0
Wonsley	4	52	13.0	20	0
Moore	2	19	9.5	10	0
Middleton	1	11	11.0	11	0
Hathaway	1	2	2.0	2	0
Sherwin	1	2	2.0	2	0
Radachowsky	1	0	0.0	0	0
COLTS	69	1331	19.3	96t	1
OPPONENTS	42	849	20.2	45	0

SACKS: Colts 42.0; Opponents 58.0; Cooks 11.5-103; Maxwell 8.5-57; Wisniewski 7-45; Thompson 4-29; Odom 3-31; White 2-16; Bracelin 2-14; Winter 2-11; Krauss 1-8; Parker 1-6

### USUAL STARTERS

	OFFENSE	DEFENSE
WR	Tracy Porter	LDE Donnell Thompson
LT	Chris Hinton	NT Leo Wisniewski
	Steve Wright	RDE Blaise Winter
LG	Ben Utt	LOLB Johnnie Cooks
C	Ray Donaldson	LILB Cliff Odom
RG	Ron Solt	RILB Barry Krauss
RT	Jim Mills	ROLB Vernon Maxwell
TE	Dave Young	LCB Preston Davis
WR	Ray Butler	RCB Eugene Daniel
QB	Mike Pagel	SS Mark Kafentzis
RB	Curtis Dickey	FS Nesby Glasgow
	Randy McMillan	

PASSING	ATT.	COMP.	YDS.	PCT.	AVG./ATT.	TD	TD%	INT.	INT%	LG	SACKED	RATING
Pagel	212	114	1426	53.8	6.73	8	3.8	8	3.8	54t	28/201	71.8
Schlichter	140	62	702	44.3	5.01	3	2.1	7	5.0	54t	23/170	46.2
Hermann	56	29	352	51.8	6.29	1	1.8	6	10.7	74t	7/65	37.8
Dickey	1	1	63	100.0	63.00	1	100.0	0	0.0	63t	0/0	158.3
Moore	1	0	0	0.0	0.00	0	0.0	0	0.0	0	0/0	39.6
Stark	1	0	0	0.0	0.00	0	0.0	1	100.0	0	0/0	0.0
COLTS	411	206	2543	50.1	6.19	13	3.2	22	5.4	74t	58/436	57.9
OPPONENTS	515	298	3890	57.9	7.55	31	6.0	18	3.5	80t	42/320	87.3

# RECORDS



## 1985

### RECORD: 5-11 COACH: ROD DOWHOWER

### FOURTH – AFC EASTERN DIVISION

### HOME: 4-4 AWAY: 1-7

### DIV: 1-7 CONF: 2-10 NCONF: 3-1

PRESEASON (2-2)			
DATE	RESULTS	OPPONENT	ATTENDANCE
8/10	W 19-7	SEATTLE	60,014
8/17	W 24-13	@ Chicago	46,252
8/24	L 3-20	@ Denver	71,406
8/30	L 21-31	MINNESOTA	60,006

REGULAR SEASON (5-11)			
*Sellout			
DATE	RESULTS	OPPONENT	ATTENDANCE
9/8	L 3-45	@ Pittsburgh	57,249
9/15	L 13-30	@ Miami	53,693
9/22	W 14- 6	DETROIT	*60,042
9/29	L 20-25	@ New York Jets	61,987
10/6	W 49-17	BUFFALO	*60,003
10/13	L 10-15	DENVER	*60,128
10/20	L 9-21	@ Buffalo	28,430
10/27	W 37-10	GREEN BAY	*59,708
11/3	L 17-35	NEW YORK JETS	*59,683
11/10	L 15-34	@ New England	54,176
11/17	L 20-34	MIAMI	*59,666
11/24	L 7-20	@ Kansas City	21,762
12/1	L 31-38	NEW ENGLAND	*56,740
12/8	L 10-17	@ Chicago	59,997
12/15	W 31-23	@ Tampa Bay	25,577
12/22	W 34-16	HOUSTON	*55,818

TEAM STATISTICS	COLTS	OPP
TOTAL FIRST DOWNS	282	330
Rushing	131	124
Passing	130	192
Penalty	21	14
3rd Dwn. M/A/Pct.	81/215/37.7	103/229/45.0
4th Dwn. M/A/Pct.	12/17/70.6	10/14/71.4
TOTAL NET YARDS	5006	5599
Avg. Per Game	312.9	349.9
Total Plays	988	1079
Avg. Per Play	5.1	5.2
NET YARDS RUSHING	2439	2145
Avg. Per Game	152.4	134.1
Total Rushes	485	539
NET YARDS PASSING	2567	3454
Avg. Per Game	160.4	215.9
Tackled/Yards Lost	35/244	36/267
Grass Yards	2811	3721
Att./Completions	468/235	504/275
Completion Pct.	50.2	54.6
Had Intercepted	20	16
PUNTS/AVERAGE	80/44.8	72/41.4
NET PUNTING AVG.	34.2	33.0
PENALTIES/YARDS	87/678	90/699
FUMBLES/BALL LOST	27/14	32/17
TOUCHDOWNS	39	45
Rushing	22	20
Passing	15	24
Defense/Kicking	1/1	0/1
TIME OF POSSESSION	28:49	31:11

SCORE BY PERIODS	1	2	3	4	TOTAL
COLTS	65	98	52	105	320
OPPONENTS	81	145	64	96	386

SCORING	TD	TR	TDRT	PAT	FG	S	TP
Allegre					36-39	16-26	84
McMillan	7						42
Beach		6					36
Wonsley	6						36
Capers	1	4					30
Bentley	2						12
Bouza		2					12
Butler		2					12
Gill	2						12
Pagel	2						12
Kofler	1						6
Martin			1				
6Middleton	1						6
Young			1				6
Williams		1					6
Handle						1	2
<b>COLTS</b>	<b>22</b>	<b>15</b>	<b>2</b>	<b>36-39</b>	<b>16-26</b>	<b>1</b>	<b>320</b>
<b>OPPONENTS</b>	<b>20</b>	<b>24</b>	<b>1</b>	<b>41-45</b>	<b>25-31</b>	<b>0</b>	<b>386</b>

FGS	1-19	20-29	30-39	40-49	50+	TOT.
Allegre	0-0	9-11	5-6	2-6	0-3	16-26
<b>COLTS</b>	<b>0-0</b>	<b>9-11</b>	<b>5-6</b>	<b>2-6</b>	<b>0-3</b>	<b>16-26</b>
<b>OPP.</b>	<b>1-1</b>	<b>6-8</b>	<b>8-8</b>	<b>10-12</b>	<b>0-2</b>	<b>25-31</b>

Allegre:	(39)	(35)	(48,51)	(40,29)	(1)	(53,28)	(41,27,38)
	(24,26,47)	(22,44)	(23)	(1)	(28,30)	(46)	(25)
	(25,30,55)	(33,21)	(1)				
<b>OPP.:</b>	<b>(30,51)</b>	<b>(22,25,52,40)</b>	<b>(37,35)</b>	<b>(22,35,48,45)</b>			
	(45)	(43,32,30,18,28)	(1)	(29)	(1)	(41,30)	
	(45,44,26)	(29,42)	(35)	(20)	(48,48)	(45)	

RUSHING	NO.	YDS.	AVG.	LG	TD
McMillan	190	858	4.5	38	7
Wonsley	138	716	5.2	36	6
Bentley	54	288	5.3	26t	2
Gill	45	262	5.8	67	2
Pagel	25	160	6.4	29	2
Middleton	13	35	2.7	13	1
Dickey	9	34	3.8	11	0
Kofler	4	33	8.3	23	1
Martin	1	23	23.0	23	0
Capers	3	18	6.0	20t	1
Schlichter	2	13	6.5	9	0
Butler	1	-1	-1.0	-1	0
<b>COLTS</b>	<b>485</b>	<b>2439</b>	<b>5.0</b>	<b>67</b>	<b>22</b>
<b>OPPONENTS</b>	<b>539</b>	<b>2145</b>	<b>4.0</b>	<b>28</b>	<b>20</b>

RECEIVING	NO.	YDS.	AVG.	LG	TD
Beach	36	376	10.4	30	6
Wonsley	30	257	8.6	26	0
Bouza	27	381	14.1	40	2
Capers	25	438	17.5	80t	4
Boyer	25	274	11.0	33	0
McMillan	22	115	5.2	17	0
Butler	19	345	18.2	72t	2
Bentley	11	85	7.7	16	0
Martin	10	128	12.8	22	0
Williams	9	175	19.4	30	1
Sherwin	5	64	12.8	29	0
Middleton	5	54	10.8	34	0
Gill	5	52	10.4	20	0
Dickey	3	30	10.0	11	0
Henry	2	31	15.5	16	0
Pagel	1	6	6.0	6	0
<b>COLTS</b>	<b>235</b>	<b>2811</b>	<b>12.0</b>	<b>80t</b>	<b>15</b>
<b>OPPONENTS</b>	<b>275</b>	<b>3721</b>	<b>13.5</b>	<b>59</b>	<b>24</b>

INTERCEPTIONS	NO.	YDS.	AVG.	LG	TD
Daniel	8	53	6.6	29	0
Davis	2	14	7.0	7	0
Cooks	1	7	7.0	7	0
Anderson	1	1	1.0	1	0
Bickett	1	0	0.0	0	0
Krauss	1	0	0.0	0	0
Randle	1	0	0.0	0	0
Young	1	0	0.0	0	0
<b>COLTS</b>	<b>16</b>	<b>75</b>	<b>4.7</b>	<b>29</b>	<b>0</b>
<b>OPPONENTS</b>	<b>20</b>	<b>232</b>	<b>11.6</b>	<b>41</b>	<b>0</b>

PUNTING NO.	YDS.	AVG.	TB	IN20	LG	BLK.
Stark	78	3584	45.9	14	12	68
<b>COLTS</b>	<b>80</b>	<b>3584</b>	<b>44.8</b>	<b>14</b>	<b>12</b>	<b>68</b>
<b>OPPONENTS</b>	<b>72</b>	<b>2982</b>	<b>41.4</b>	<b>8</b>	<b>19</b>	<b>64</b>

PUNT RETURNS	NO.	FC	YDS.	AVG.	LG	TD
Martin	40	7	443	11.1	70t	1
Daniel	1	1	6	6.0	6	0
Lowry	1	0	0	0.0	0	0
Young	0	1	0	0.0	0	0
<b>COLTS</b>	<b>42</b>	<b>9</b>	<b>449</b>	<b>10.7</b>	<b>70t</b>	<b>1</b>
<b>OPPONENTS</b>	<b>43</b>	<b>8</b>	<b>572</b>	<b>13.3</b>	<b>77t</b>	<b>1</b>

KICKOFF RETURNS	NO.	YDS.	AVG.	LG	TD
Bentley	27	674	25.0	48	0
Martin	32	638	19.9	36	0
Williams	3	44	14.7	21	0
Middleton	1	20	20.0	20	0
Young	2	15	7.5	17	0
Gill	1	6	6.0	6	0
Lee	1	6	6.0	6	0
<b>COLTS</b>	<b>67</b>	<b>1403</b>	<b>20.9</b>	<b>48</b>	<b>0</b>
<b>OPPONENTS</b>	<b>59</b>	<b>1189</b>	<b>20.2</b>	<b>47</b>	<b>0</b>

**SACKS:** Colts 36.0; Opponents 35.0; Bickett 6-44; Virkus 5-45; Cooks 5-36; Scott 5-32; Thompson 4-24; Smith 3-8; Glasgow 2-20; Odum 2-14; White 1-14; Lee 1-13; Krauss 1-12; Broughton 1-5

### USUAL STARTERS

#### PRO BOWLERS IN BOLDFACE

OFFENSE		DEFENSE	
WR	Wayne Capers	LDE	Donnell Thompson
LG	<b>Chris Hinton</b>	NT	Brad White
LT	Ben Utt	RE	Chris Scott
C	Ray Donaldson	LOLB	Johnie Cooks
RG	Ron Solt	LILB	Cliff Odum
RT	Karl Baldischwieler	RILB	Barry Krauss
TE	Pat Beach	COLB	Duane Bickett
WR/TE	Ray Butler,	RCLB	Preston Davis
	Mark Boyer	RCB	Eugene Daniel
QB	Mike Pagel	SS	Nesby Glasgow
RB	Randy McMillan,	FS	Anthony Young
RB	George Wonsley	P	Rohn Stark

PASSING	ATT.	COMP.	YDS.	PCT.	AVG.ATT.	TD	TD%	INT.	INT%	LG	SACKED	RATING
Pagel	393	199	2414	50.5	6.13	14	3.6	15	3.8	80t	25/180	66.0
Kofler	48	23	284	47.9	5.92	1	2.1	3	6.3	33t	8/58	47.5
Schlichter	25	12	107	48.0	4.28	0	0.0	2	8.0	16t	2/6	26.7
Bentley	1	1	6	100.0	6.00	0	0.0	0	0.0	6t	0/0	158.3
Stark	1	0	0	0.0	0.00	0	0.0	0	0.0	0	0/0	0.0
<b>COLTS</b>	<b>468</b>	<b>235</b>	<b>2811</b>	<b>50.2</b>	<b>6.00</b>	<b>15</b>	<b>3.2</b>	<b>20</b>	<b>4.3</b>	<b>80t</b>	<b>35/244</b>	<b>61.6</b>
<b>OPPONENTS</b>	<b>504</b>	<b>275</b>	<b>3721</b>	<b>54.6</b>	<b>7.38</b>	<b>24</b>	<b>4.8</b>	<b>16</b>	<b>3.2</b>	<b>59t</b>	<b>36/267</b>	<b>81.1</b>

# RECORDS



## 1986

RECORD: 3-13 COACH: ROD DOWHOWER (13), RON MEYER (3)  
FIFTH – AFC EASTERN DIVISION

HOME: 1-7 AWAY: 2-6

DIV: 1-7 CONF: 2-10 NCONF: 1-3

PRESEASON (1-3)				
DATE	RESULTS	OPPONENT	ATTENDANCE	
8/8	L 14-21	@ Seattle	55,443	
8/16	L 21-38	@ Chicago	66,030	
8/23	W 20-13	DETROIT	57,921	
8/30	L 20-23	MINNESOTA	57,969	

REGULAR SEASON (3-13)				
*Sellout				
DATE	RESULTS	OPPONENT	ATTENDANCE	
9/7	L 3-33	@ New England	55,208	
9/14	L 10-30	@ Miami	51,848	
9/21	L 7-24	LOS ANGELES RAMS	*59,012	
9/28	L 7-26	NEW YORK JETS	56,075	
10/5	L 14-35	@ San Francisco	57,252	
10/12	L 14-17	NEW ORLEANS	53,512	
10/19	L 13-24	@ Buffalo	50,050	
10/26	L 13-17	MIAMI	*58,350	
11/2	L 9-24	CLEVELAND	*57,962	
11/9	L 21-30	NEW ENGLAND	*56,890	
11/16	L 16-31	@ New York Jets	65,149	
11/23	L 17-31	@ Houston	31,792	
11/30	L 3-17	SAN DIEGO	47,950	
12/7	W 28-23	@ Atlanta	30,397	
12/14	W 24-14	BUFFALO	52,783	
12/21	W 30-24	@ Los Angeles Raiders	41,349	

TEAM STATISTICS	COLTS	OPP
TOTAL FIRST DOWNS	278	324
Rushing	77	133
Passing	173	185
Penalty	28	26
3rd Dwn. M/A/Pct.	78/225/34.7	86/206/41.7
4th Dwn. M/A/Pct.	10/29/34.5	1/5/20.0
TOTAL NET YARDS	4700	5701
Avg. Per Game	293.8	356.3
Total Plays	1046	1051
Avg. Per Play	4.5	5.4
NET YARDS RUSHING	1491	1962
Avg. Per Game	93.2	122.6
Total Rushes	407	517
NET YARDS PASSING	3209	3739
Avg. Per Game	200.6	233.7
Tackled/Yards Lost	53/406	24/194
Gross Yards	3615	3933
Att./Completions	586/300	510/306
Completion Pct.	51.2	60.0
Had Intercepted	24	16
PUNTS/AVERAGE	81/44.7	67/40.0
NET PUNTING AVG.	36.9	35.5
PENALTIES/YARDS	99/880	100/728
FUMBLES/BALL LOST	41/20	41/19
TOUCHDOWNS	27	47
Rushing	10	14
Passing	16	28
Defense/Kicking	0/1	4/1
TIME OF POSSESSION	29:12	30:48

SCORE BY PERIODS	1	2	3	4	TOTAL
COLTS	51	41	55	82	229
OPPONENTS	123	101	106	70	400

PASSING	ATT.	COMP.	YDS.	PCT.	AVG./ATT.	TD	TD%
Trudeau	417	204	2225	48.9	5.34	8	1.9
Hogeboom	144	85	1154	59.0	8.01	6	4.2
Kiel	25	11	236	44.0	9.44	2	8.0
Bentley	0	0	0	0.0	0.0	0	0.0
COLTS	586	300	3615	51.2	6.17	16	2.7
OPPONENTS	510	306	3933	60.0	7.71	28	5.5

SCORING	TDR	TD	TP	PAT	FG	S	TP
Biasucci				26-27	13-25		65
Brooks		8					48
Bouza		5					30
Bentley	3						18
McMillan	3						18
Hogeboom	1						6
Trudeau	1						6
Wonsley	1						6
Gill	1						6
Daniel			1				6
Boyer		1					6
Beach		1					6
Sherwin		1					6
Leiding						1	2
COLTS	10	16	1	26-27	13-25	1	229
OPPONENTS	14	28	5	46-47	24-35	0	400

FGS	1-19	20-29	30-39	40-49	50+	TOT.
Biasucci	0-0	4-4	2-5	5-8	2-8	13-25
COLTS	0-0	4-4	2-5	5-8	2-8	13-25
OPP.	2-2	7-8	9-13	6-10	0-2	24-35

Biasucci:	(25.56)	(23)	(60)	(48)	(1)	(49.54)	(37.46)	(44)
	(39.45)	(40)	(1)	(56.54)	(37)	(40.27)	(52)	
	(32.30)	(52)	(52.40)	(20)				
OPP.:	(38.39)	(49.25)	(27.45)	(46)	(34.48)	(47.24)		
	(30.46)	(37.50)	(46)	(29.37)	(51.38)			
	(38.31)	(24)	(32)	(34.32)	(19.43)	(26)		
	(19.45)	(26)	(46)	(20.32)				

RUSHING	NO.	YDS.	AVG.	LG	TD
McMillan	189	609	3.2	28	3
Bentley	73	351	4.8	70t	3
Gill	53	228	4.3	18	1
Wonsley	60	214	3.6	46	1
Trudeau	13	21	1.6	8	1
Kiel	3	20	6.7	9	0
Hogeboom	10	20	2.0	6	1
Bouza	1	12	12.0	12	0
Capers	1	11	11.0	11	0
Brooks	4	5	1.3	12	0
COLTS	407	1491	3.7	70t	10
OPPONENTS	517	1962	3.8	40	14

RECEIVING	NO.	YDS.	AVG.	LG	TD
Bouza	71	830	11.7	33	5
Brooks	65	1131	17.4	84t	8
McMillan	34	289	8.5	45	0
Beach	25	265	10.6	26	1
Bentley	25	230	9.2	38	0
Boyer	22	237	10.8	38	1
Wonsley	16	175	10.9	60	0
Gill	16	137	8.6	15	0
Capers	9	118	13.1	27	0
LaFleur	7	56	8.0	11	0
Harbour	4	46	11.5	28	0
Sherwin	3	26	8.7	15	1
Murray	2	34	17.0	24	0
Martin	1	41	41.0	41	0
COLTS	300	3615	12.1	84t	16
OPPONENTS	306	3933	12.9	72t	28

INTERCEPTIONS	NO.	YDS.	AVG.	LG	TD
Coleman	4	36	9.0	31	0
Hicks	2	16	8.0	16	0
Bickett	2	10	5.0	10	0
Daniel, E.	2	6	3.0	3	0
Daniel, K.	2	5	2.5	5	0
Holt	1	80	80.0	80	0
Hand	1	8	8.0	8	0
Armstrong	1	4	4.0	4	0
Cooks	1	1	1.0	1	0
COLTS	16	166	10.4	80	0
OPPONENTS	24	310	12.9	40	2

PUNTING NO.	YDS.	AVG.	TB	IN20	LG	BLK.
Stark	76	3432	45.2	5	23	63
Kiel	5	190	38.0	0	0	43
COLTS	81	3622	44.7	5	23	63
OPPONENTS	67	2725	40.7	4	21	60

PUNT RETURNS	NO.	FC	YDS.	AVG.	LG	TD
Bentley	18	7	141	7.8	18	0
Martin	17	5	109	6.4	25	0
Jackson	0	1	0	0.0	0	0
COLTS	35	13	250	7.1	25	0
OPPONENTS	52	5	533	10.3	71t	1

KICKOFFS	NO.	YDS.	AVG.	LG	TD
Bentley	32	687	21.5	37	0
Martin	21	385	18.3	27	0
Brooks	8	143	17.9	24	0
Daniel, K.	5	109	21.8	30	0
Gill	5	73	14.6	28	0
Wonsley	2	31	15.5	20	0
Williams	1	15	15.0	15	0
COLTS	74	1443	19.5	37	0
OPPONENTS	43	827	19.2	41	0

SACKS: Colts 24.0; Opponents 53.0; Bickett 6-58; Hand 5-32; Thompson 4-18.5; Armstrong 3-21; Ahrens 2-26; Cooks 1-13; Odom 1-10; Broughton 1-9; Kellar 1-6.5

### USUAL STARTERS

#### PRO BOWLERS IN BOLDFACE

OFFENSE	DEFENSE
WR Bill Brooks	LDE Donnell Thompson
LT <b>Chris Hinton</b>	RT Willie Broughton,
LG Ben Utt	NT Scott Kellar
C <b>Ray Donaldson</b>	DE Jon Hand
RB Ron Solt	LOLB Johnnie Cooks
RT Kevin Call	LILB Cliff Odom
TE Pat Beach	RILB Dave Ahrens
WR Matt Bouza	ROLB Duane Bickett
QB Jack Trudeau	LCB Leonard Coleman
RB Randy McMillan	RCB Eugene Daniel
TE/RB Mark Boyer,	SS Nesby Glasgow
George Wonsley	FS Dwight Hicks,
	Tate Randle

P **Rohn Stark**

INT.	INT%	LG	SACKED	RATING
18	4.3	84t	29/213	53.6
6	4.2	60t	18/144	81.2
0	0.0	50t	5/42	104.8
0	0.0	0	1/7	0.0
24	4.1	84t	53/406	62.5
16	3.1	72t	24/194	89.6



# RECORDS



## 1987

**RECORD: 9-6 COACH: RON MEYER**  
**FIRST – AFC EASTERN DIVISION**

**HOME: 4-4 AWAY: 5-2**

**DIV: 5-3 CONF: 8-6 NCONF: 1-0**

PRESEASON (3-1)				
DATE	RESULTS	OPPONENT	ATTENDANCE	
8/15	W 22-19	@ Detroit	46,753	
8/22	L 13-37	@ Minnesota	49,304	
8/29	W 17-6	HOUSTON	51,975	
9/5	W 23-16	TAMPA BAY	50,111	

REGULAR SEASON (9-6)				
*Sellout				
DATE	RESULTS	OPPONENT	ATTENDANCE	
9/13	L 21-23	CINCINNATI	59,387	
9/20	L 10-23	MIAMI	57,524	
9/27		@ St. Louis	Canceled	
10/4	W 47-6	@ Buffalo	9,860	
10/11	W 6-0	NEW YORK JETS	34,927	
10/18	L 7-21	@ Pittsburgh	34,627	
10/25	W 30-16	NEW ENGLAND	48,850	
11/1	W 19-14	@ New York Jets	60,863	
11/8	L 13-16	SAN DIEGO	60,459	
11/15	W 40-21	@ Miami	65,433	
11/22	L 0-24	@ New England	59,906	
11/29	W 51-27	HOUSTON	54,999	
12/6	W 9-7	@ Cleveland	70,661	
12/13	L 3-27	BUFFALO	60,253	
12/20	W 20-7	@ San Diego	46,211	
12/27	W 24-6	TAMPA BAY	60,468	
1/9	L 21-38	@ Cleveland	79,838	

TEAM STATISTICS	COLTS	OPP
TOTAL FIRST DOWNS	285	276
Rushing	122	97
Passing	138	161
Penalty	25	18
3rd Dwn. M/A/Pct.	70/201/34.8	85/218/39.0
4th Dwn. M/A/Pct.	7/16/43.8	5/13/38.5
TOTAL NET YARDS	4995	4550
Avg. Per Game	333.0	303.3
Total Plays	968	1003
Avg. Per Play	5.2	4.5
NET YARDS RUSHING	2143	1790
Avg. Per Game	142.9	119.3
Total Rushes	497	463
NET YARDS PASSING	2852	2760
Avg. Per Game	190.1	184.0
Tackled/Yards Lost	24/190	39/313
Gross Yards	3042	3073
Att./Completions	447/255	501/250
Completion Pct.	57.0	49.9
Had Intercepted	16	20
PUNTS/AVERAGE	78/37.2	82/37.2
NET PUNTING AVG.	30.8	31.0
PENALTIES/YARDS	90/742	85/689
FUMBLES/BALL LOST	36/18	43/25
TOUCHDOWNS	31	28
Rushing	14	6
Passing	16	19
Defense/Kicking	1/0	2/1
TIME OF POSSESSION	30:10	29:50

SCORE BY PERIODS	1	2	3	4	TOTAL
COLTS	48	120	61	71	300
OPPONENTS	61	52	48	77	238

SCORING	TDR	TDP	TDR/T	PAT	FG	S	TP
Biasucci	7	2		24-24	24-27		96
Bentley	7	4					54
Dickerson	5	4					30
Bouza	4	3					24
Brooks	3	3					18
Murray	3	3					18
Jordan	3	3		7-7	3-5		16
Noble	2	2					12
Brown	1	1					6
Jones	1	1					6
Sherwin	1	1					6
Thompson	1	1		1			6
Wonsley	1	1					6
Leiding	1	1				1	2
COLTS	14	16	1	31-31	27-32	1	300
OPPONENTS	6	19	3	25-28	15-27	0	238

FGS	1-19	20-29	30-39	40-49	50+	TOT.
Biasucci	0-0	5-6	12-12	6-7	1-2	24-27
Jordan	0-0	1-1	2-2	0-2	0-0	3-5
COLTS	0-0	6-7	14-14	6-9	1-2	27-32
OPP.	0-0	4-5	8-13	3-7	0-2	15-27

RUSHING	NO.	YDS.	AVG.	LG	TD
Dickerson	223	1011	4.5	53	5
Bentley	142	631	4.4	17†	7
Banks	50	245	4.9	35	0
Brown	19	85	4.5	18	1
Wonsley	18	71	3.9	12	1
McLemore	17	58	3.4	9	0
Kiel	4	30	7.5	16	0
Trudeau	15	7	0.5	9	0
Hogeboom	3	3	1.0	2	0
Carver	2	3	1.5	3	0
Nugent	2	1	0.5	3	0
Brooks	2	-2	-1.0	1	0
COLTS	497	2143	4.3	53	14
OPPONENTS	463	1790	3.9	51	6

RECEIVING	NO.	YDS.	AVG.	LG	TD
Brooks	51	722	14.2	52†	3
Bouza	42	569	13.5	44†	4
Bentley	34	447	13.1	72†	2
Beach	28	239	8.5	16	0
Murray	20	339	17.0	43	3
Dickerson	13	133	10.2	28	0
Noble	10	78	7.8	18	2
Boyer	10	73	7.3	15	0
Sherwin	9	86	9.6	32	1
Banks	9	50	5.6	18	0
Bellini	5	69	13.8	19	0
Wonsley	5	48	9.6	16	0
Brandes	5	35	7.0	13	0
Kearse	3	56	18.7	21	0
Hawthorne	3	41	13.7	21	0
Jones	3	25	8.3	13	1
McLemore	2	9	2.5	5	0
Johnson	1	15	15.0	15	0
Bryant	1	12	12.0	12	0
Ult	1	-4	-4.0	-4	0
COLTS	255	3042	11.9	72†	16
OPPONENTS	250	3073	12.3	61†	19

INTERCEPTIONS	NO.	YDS.	AVG.	LG	TD
Prior	6	57	9.5	38	0
Tullis	3	0	0.0	0	0
Robinson	2	86	43.0	68	0
Daniel	2	34	17.0	34	0
Jones	2	26	13.0	23	0
Davis	1	7	7.0	7	0
Cooks	1	2	2.0	2	0
Curry	1	0	0.0	0	0
Glasgow	1	0	0.0	0	0
Perryman	1	0	0.0	0	0
COLTS	20	212	10.6	68	0
OPPONENTS	16	181	11.3	45†	1

PUNTING	NO.	YDS.	AVG.	TB	IN20	LG	BLK.
Stark	61	2440	40.0	7	12	63	2
Kiel	12	440	36.7	1	3	50	0
Colquitt	2	61	30.5	0	0	33	1
COLTS	78	2941	37.8	8	15	63	3
OPPONENTS	82	3048	37.2	15	15	57	3

PUNT RETURNS	NO.	FC	YDS.	AVG.	LG	TD
Brooks	22	9	136	6.2	17	0
Johnson	9	2	42	4.7	12	0
Tullis	4	1	27	6.8	10	0
Simmons	2	0	5	2.5	5	0
Ahrens	1	0	0	0.0	0	0
COLTS	38	12	210	5.5	17	0
OPPONENTS	39	9	376	9.6	28	0

KICKOFF RETURNS	NO.	YDS.	AVG.	LG	TD
Bentley	22	500	22.7	45	0
Daniel	10	225	22.5	29	0
Wright	10	187	18.7	27	0
Johnson	6	98	16.3	28	0
Prior	3	47	15.7	22	0
Noble	2	35	17.5	18	0
Wonsley	1	19	19.0	19	0
Perryman	1	4	4.0	4	0
COLTS	55	1115	20.3	45	0
OPPONENTS	60	1068	17.8	40	0

**SACKS:** Colts 39.0; Opponents 24.0; Bickett 8-62; Thompson 5-42; Cooks 5-40; Darby 3-24; Thorp 3-17; Krauss 2-18; Wright 1-16; Hand 1-14; Mattiace 1-13; Prior 1-11; Elko 1-10; Benjamin 1-9; Perryman 1-9; Glasgow 1-8; Chatman 1-7; Bulluck 1-6; Leiding 1-4; Grimsley 1-3; Sally 1-0

### USUAL STARTERS PRO BOWLERS IN BOLDFACE

OFFENSE	DEFENSE
WR Bill Brooks	LDE Donnell Thompson
<b>LT Chris Hinton</b>	NT Jerome Sully
LG Ben Ut	RDE Jon Hand
<b>C Ray Donaldson</b>	LLOLB Johnnie Cooks
<b>RT Ron Solt</b>	LILB Cliff Odum
RG Kevin Call	RILB Barry Krauss
TE Pat Beach	<b>ROLB Duane Bickett</b>
WR Matt Bouza	LCB Willie Tullis
QB Jack Trudeau	RCB Eugene Daniel
	SS Nesity Glasgow
<b>RB Eric Dickerson</b>	FS Freddie Robinson
TE/RB Tim Sherwin	Mike Prior
Albert Bentley	<b>K Dean Biasucci</b>

PASSING	ATT.	COMP.	YDS.	PCT.	AVG./ATT.	TD	TD%	INT.	INT%	LG	SACKED	RATING
Trudeau	229	128	1587	55.9	6.93	6	2.6	6	2.6	55†	13/100	75.4
Hogeboom	168	99	1145	58.9	6.82	9	5.4	5	3.0	8/63	8/63	85.0
Kiel	33	17	195	51.5	5.91	1	3.0	3	9.1	21†	0/0	41.9
Salisbury	12	8	68	66.7	5.67	0	0.0	2	16.7	11†	2/18	41.7
Nugent	5	3	47	60.0	9.40	0	0.0	0	0.0	21†	1/9	91.3
COLTS	447	255	3042	57.0	6.81	16	3.6	16	3.6	72†	24/190	75.0
OPPONENTS	501	250	3073	49.9	6.13	19	3.8	20	4.0	61†	39/313	65.2

# RECORDS



## 1988

**RECORD: 9-7 COACH: RON MEYER**  
**SECOND – AFC EASTERN DIVISION**

**HOME: 6-2 AWAY: 3-5**

**DIV: 5-3 CONF: 7-5 NCONF: 2-2**

PRESEASON (3-1)			
DATE	RESULTS	OPPONENT	ATTENDANCE
8/6	W 20-7	@ Tampa Bay	44,258
8/13	W 25-21	GREEN BAY	53,720
8/20	W 18-6	NEW ORLEANS	54,117
8/25	L 20-21	@ Denver	73,957

REGULAR SEASON (9-7)			
*Sellout			
DATE	RESULTS	OPPONENT	ATTENDANCE
9/4	L 14-17	OT HOUSTON	57,251
9/11	L 13-17	CHICAGO	*60,503
9/19	L 17-23	@ Cleveland	75,148
9/25	W 15-13	MIAMI	*59,638
10/2	L 17-21	@ New England	58,050
10/9	L 23-34	@ Buffalo	76,018
10/16	W 35-31	TAMPA BAY	53,135
10/23	W 16-0	@ San Diego	37,322
10/31	W 55-23	DENVER	*60,544
11/6	W 38-14	NEW YORK JETS	59,233
11/13	W 20-13	@ Green Bay	53,492
11/20	L 3-12	@ Minnesota	58,342
11/27	W 24-21	NEW ENGLAND	*58,157
12/4	W 31-28	@ Miami	45,236
12/10	L 16-34	@ New York Jets	46,284
12/18	W 17-14	BUFFALO	*59,908

TEAM STATISTICS	COLTS	OPP
TOTAL FIRST DOWNS	311	315
Rushing	153	109
Passing	130	184
Penalty	28	22
3rd Dwn. M/A/Pct.	64/186/34.4	88/204/43.1
4th Dwn. M/A/Pct.	11/20/55.0	9/16/56.3
TOTAL NET YARDS	4870	5296
Avg. Per Game	304.4	331.0
Total Plays	982	1016
Avg. Per Play	5.0	5.2
NET YARDS RUSHING	2249	1694
Avg. Per Game	140.6	105.9
Total Rushes	545	447
NET YARDS PASSING	2621	3602
Avg. Per Game	163.8	225.1
Tackled/Yards Lost	34/244	30/201
Gross Yards	2865	3803
Att./Completions	403/222	539/321
Completion Pct.	55.1	58.6
Had Intercepted	22	15
PUNTS/AVERAGE	64/43.5	68/39.4
NET PUNTING AVG.	34.5	33.6
PENALTIES/YARDS	89/657	118/965
FUMBLES/BALL LOST	20/8	32/20
TOUCHDOWNS	40	38
Rushing	23	14
Passing	15	21
Defense/Kicking	1/1	1/2
TIME OF POSSESSION	30:19	29:41

SCORE BY PERIODS	1	2	3	4	OT	TOTAL
COLTS	77	135	61	0	0	354
OPPONENTS	55	88	48	121	3	315

SCORING	TDR	TDPTORT	PAT	FG	S	TP
Biasucci			39-40	25-32		114
Dickerson	14	1				90
Verdin		4	1			30
Bouza		4				24
Bentley	2	1				18
Brooks		3				18
Chandler	3					18
Boyer		2				12
Turner	2					12
Daniel			1			6
Hogebloom	1					6
Wonsley	1					6
<b>COLTS</b>	<b>23</b>	<b>15</b>	<b>2</b>	<b>39-40</b>	<b>25-32</b>	<b>0</b>
<b>OPPONENTS</b>	<b>14</b>	<b>21</b>	<b>3</b>	<b>36-38</b>	<b>17-25</b>	<b>0</b>

FGS	1-19	20-29	30-39	40-49	50+	TOT.
Biasucci	0-0	8-8	5-6	6-10	6-8	25-32
<b>COLTS</b>	<b>0-0</b>	<b>8-8</b>	<b>5-6</b>	<b>6-10</b>	<b>6-8</b>	<b>25-32</b>
<b>OPP.</b>	<b>1-1</b>	<b>7-9</b>	<b>4-6</b>	<b>5-7</b>	<b>0-2</b>	<b>17-25</b>

Biasucci:	(57)	(38.53)	(30)	(50.34)	(41.51)	(51.25)
	(20)	(31.49)	(40.22)	(1)	(20.44)	(51.31)
	(48.51)	(20.25)	(44.42)	(28)	(47)	(45)
	(52.48)					
<b>OPP.:</b>	(47.26)	(35)	(40.37)	(21.29)	(40)	(31)
	(52.45)	(19)	(39)	(1)	(27)	(51)
	(25.26)	(30.49)	(43.27)	(1)	(35.46)	(1)

RUSHING	NO.	YDS.	AVG.	LG	TD
Dickerson	388	1659	4.3	41t	14
Bentley	45	230	5.1	20	2
Chandler	46	139	3.0	29t	3
Verdin	8	77	9.6	44	0
Brooks	5	62	12.4	38	0
Wonsley	26	48	1.8	4	1
Turner	16	42	2.6	14	2
Hogebloom	11	-8	-0.7	6	1
<b>COLTS</b>	<b>545</b>	<b>2249</b>	<b>4.1</b>	<b>44</b>	<b>23</b>
<b>OPPONENTS</b>	<b>447</b>	<b>1694</b>	<b>3.8</b>	<b>29</b>	<b>14</b>

RECEIVING	NO.	YDS.	AVG.	LG	TD
Brooks	54	867	16.1	53t	3
Dickerson	36	377	10.5	50t	1
Boyer	27	256	9.5	24t	2
Bentley	26	252	9.7	21	1
Beach	26	235	9.0	23	0
Bouza	25	342	13.7	28	4
Verdin	20	437	21.9	54	4
Bellini	5	64	12.8	25	0
Baldinger	1	37	37.0	37	0
Hinton	1	1	1.0	1	0
Donaldson	1	-3	-3.0	-3	0
<b>COLTS</b>	<b>222</b>	<b>2865</b>	<b>12.9</b>	<b>58</b>	<b>15</b>
<b>OPPONENTS</b>	<b>321</b>	<b>3803</b>	<b>11.8</b>	<b>58</b>	<b>21</b>

INTERCEPTIONS	NO.	YDS.	AVG.	LG	TD
Tullis	4	36	9.0	20	0
Prior	3	46	15.3	23	0
Bickett	3	7	2.3	7	0
Goode	2	53	26.5	35	0
Daniel	2	44	22.0	41t	1
Krauss	1	3	3.0	3	0
<b>COLTS</b>	<b>15</b>	<b>189</b>	<b>12.6</b>	<b>41t</b>	<b>1</b>
<b>OPPONENTS</b>	<b>22</b>	<b>291</b>	<b>13.2</b>	<b>44t</b>	<b>1</b>

PUNTING NO.	YDS.	AVG.	TB	IN20	LG	BLK.
Stark	64	2784	43.5	8	15	65
<b>COLTS</b>	<b>64</b>	<b>2784</b>	<b>43.5</b>	<b>8</b>	<b>15</b>	<b>65</b>
<b>OPPONENTS</b>	<b>68</b>	<b>2677</b>	<b>39.4</b>	<b>7</b>	<b>25</b>	<b>74</b>

PUNT RETURNS	NO.	FC	YDS.	AVG.	LG	TD
Verdin	22	7	239	10.9	73t	1
Brooks	3	0	15	5.0	8	0
Prior	1	5	0	0.0	0	0
<b>COLTS</b>	<b>26</b>	<b>12</b>	<b>254</b>	<b>9.8</b>	<b>73t</b>	<b>1</b>
<b>OPPONENTS</b>	<b>37</b>	<b>3</b>	<b>418</b>	<b>11.3</b>	<b>59t</b>	<b>1</b>

KICKOFF RETURNS	NO.	YDS.	AVG.	LG	TD
Bentley	39	775	19.9	40	0
Verdin	7	145	20.7	32	0
Banks	4	56	14.0	20	0
Beach	1	35	35.0	35	0
Wright	1	22	22.0	22	0
<b>COLTS</b>	<b>52</b>	<b>1033</b>	<b>19.9</b>	<b>40</b>	<b>0</b>
<b>OPPONENTS</b>	<b>67</b>	<b>1480</b>	<b>22.1</b>	<b>95t</b>	<b>1</b>

**SACKS:** Colts 30.0; Opponents 34.0; Hand 5-34; Bickett 3.5-24; Thompson 3-30; Alston 3-22; Johnson 3-16; Darby 2-15; Armstrong 2-8; Odom 2-7; TEAM 2-16; Swoope 1-10; Herrad 1-9; Prior 1-6; Tullis 1-0; Wright 5-4

### USUAL STARTERS PRO BOWLERS IN BOLDFACE

OFFENSE	DEFENSE
WR <b>Bill Brooks</b>	LDE Donnell Thompson
<b>LT Chris Hinton</b>	NT Joe Klecko
LG Randy Dixon	RDE Jon Hand
<b>C Ray Donaldson</b>	LOLB O'Brien Alston
RG Ben Utt	LILB Freddy Young
RT Joel Patten	RILB Barry Krauss
TE Pat Beach	ROLB Duane Bickett
WR Clarence Verdin	LCB Willie Tullis,
QB Chris Chandler	Chris Goode
<b>RB Eric Dickerson</b>	RCB Eugene Daniel
H-B Mark Boyer	Freddie Robinson
	FS Mike Prior

PASSING	ATT.	COMP.	YDS.	PCT.	AVG./ATT.	TD	TD%	INT.	INT%	LG	SACKED	RATING
Chandler	233	129	1619	55.4	6.95	8	3.4	12	5.2	54	18/128	67.2
Hogebloom	131	76	996	58.0	7.60	7	5.3	7	5.3	58	12/88	77.7
Trudeau	34	14	158	41.2	4.65	0	0.0	3	8.8	48	2/13	19.0
Turner	4	3	92	75.0	23.00	0	0.0	0	0.0	37	2/15	116.7
Bentley	1	0	0	0.0	0.00	0	0.0	0	0.0	0	0/0	39.6
<b>COLTS</b>	<b>403</b>	<b>222</b>	<b>2865</b>	<b>55.1</b>	<b>7.11</b>	<b>15</b>	<b>3.7</b>	<b>22</b>	<b>5.5</b>	<b>58</b>	<b>34/244</b>	<b>67.3</b>
<b>OPPONENTS</b>	<b>539</b>	<b>321</b>	<b>3803</b>	<b>59.6</b>	<b>7.06</b>	<b>21</b>	<b>3.9</b>	<b>15</b>	<b>2.8</b>	<b>58</b>	<b>30/201</b>	<b>82.5</b>

# RECORDS



## 1 9 8 9

**RECORD: 8-8 COACH: RON MEYER**  
**SECOND – AFC EASTERN DIVISION**

**HOME: 6-2 AWAY: 2-6**

**DIV: 4-4 CONF: 7-5 NCONF: 1-3**

PRESEASON (4-0)				
DATE	RESULTS	OPPONENT	ATTENDANCE	
8/12	W 31-7	@ New Orleans	57,771	
8/19	W 24-23	@ Green Bay	30,218	
8/29	W 30-0	TAMPA BAY	54,750	
9/2	W 38-24	DENVER	55,128	

REGULAR SEASON (8-8)				
<b>*Sellout</b>				
DATE	RESULTS	OPPONENT	ATTENDANCE	
9/10	L 24-30	SAN FRANCISCO	*60,111	
9/17	L 17-31	@ Los Angeles Rams	63,995	
9/24	W 13-9	ATLANTA	57,816	
10/1	W 17-10	@ New York Jets	65,542	
10/8	W 37-14	BUFFALO	*58,890	
10/15	L 3-14	@ Denver	74,680	
10/22	W 23-12	@ Cincinnati	57,642	
10/29	L 20-23 OT	NEW ENGLAND	*59,356	
11/5	L 13-19	@ Miami	52,680	
11/12	L 7-30	@ Buffalo	79,256	
11/19	W 27-10	NEW YORK JETS	*58,232	
11/26	W 10-6	SAN DIEGO	*58,822	
12/3	L 16-22	@ New England	32,234	
12/10	W 23-17 OT	CLEVELAND	*58,550	
12/17	W 42-13	MIAMI	*55,665	
12/24	L 6-41	@ New Orleans	49,009	

TEAM STATISTICS		COLTS	OPP
TOTAL FIRST DOWNS		273	336
Rushing		118	126
Passing		140	192
Penalty		15	18
3rd Dwn. M/A/Pct.		72/211/34.1	95/220/43.2
4th Dwn. M/A/Pct.		7/16/43.8	4/11/40.0
TOTAL NET YARDS		4813	5611
Avg. Per Game		300.8	350.7
Total Plays		979	1109
Avg. Per Play		4.9	5.1
NET YARDS RUSHING		1853	2077
Avg. Per Game		115.8	129.8
Total Rushes		458	507
NET YARDS PASSING		2960	3534
Avg. Per Game		185.0	220.9
Tackled/Yards Lost		28/174	46/384
Gross Yards		3134	3918
Att./Completions		493/253	556/322
Completion Pct.		51.3	57.9
Had Intercepted		17	21
PUNTS/AVERAGE		80/42.4	65/41.6
NET PUNTING YARDS		32.9	34.5
PENALTIES/YARDS		89/704	103/772
FUMBLE/BALL LOST		33/10	34/15
TOUCHDOWNS		34	29
Rushing		11	10
Passing		18	15
Defense/Kicking		2/3	2/2
TIME OF POSSESSION		27:15	32:45

SCORE BY PERIODS	1	2	3	4	OT	TOTAL
COLTS	53	66	53	120	6	298
OPPONENTS	67	82	58	91	3	301

SCORING	TDR	TDPTDRT	PAT	FG	S	TP
Biasucci			31-32	21-27		94
Dickerson	7	1				48
Bentley	1	3	1			30
Brooks		4				24
Rison		4				24
Beach		2				12
Boyer		2				12
Trudeau	2					12
Verdin	1	1				12
Chandler	1					6
Dixon		1				6
Prior		1				6
Pruitt		1				6
Taylor		1				6
<b>COLTS</b>	<b>11</b>	<b>18</b>	<b>5</b>	<b>31-33</b>	<b>21-27</b>	<b>0 298</b>
<b>OPPONENTS</b>	<b>10</b>	<b>15</b>	<b>4</b>	<b>29-29</b>	<b>32-43</b>	<b>1 301</b>

FGS	1-9	10-19	20-29	30-39	40-49	50+	TOT.
Biasucci	2-2	6-6	9-10	3-5	1-4	21-27	21-27
COLTS	<b>2-2</b>	<b>6-6</b>	<b>9-10</b>	<b>3-5</b>	<b>1-4</b>	<b>21-27</b>	
OPP.	<b>2-2</b>	<b>10-10</b>	<b>8-12</b>	<b>10-17</b>	<b>2-2</b>	<b>32-43</b>	

Biasucci:	(50, 31, 52)	(19)	(25, 29)	(38)	(32, 46, 25)
	(49, 55)	(27)	(32, 39)	(36, 49, 33)	(1)
	(45, 37, 31)	(22)	(18)	(53, 35)	(1) (41, 23)
OPP.:	(38, 26, 31)	(40)	(19, 34, 27)	(26)	(40) (1)
	(30, 29, 23, 21)	(47, 38, 48, 46, 51)	(18)		
	(42, 40, 42, 32)	(46, 45)	(33, 44, 38)		
	(40, 44, 37, 34, 24, 50, 23)	(48, 39, 35)			
	(43, 47, 44)	(21, 29)			

RUSHING	NO.	YDS.	AVG.	LG	TD
Dickerson	314	1311	4.2	21t	7
Bentley	75	299	4.0	22	1
Trudeau	35	91	2.6	17	2
Chandler	7	57	8.1	23	1
Hunter	13	47	3.6	11	0
Verdin	4	39	9.8	26	0
Rison	3	18	6.0	18	0
Ramsey	4	5	1.3	3	0
Brooks	2	-3	-1.5	0	0
Stark	1	-11	-11.0	-11	0
<b>COLTS</b>	<b>458</b>	<b>1853</b>	<b>4.0</b>	<b>26</b>	<b>11</b>
<b>OPPONENTS</b>	<b>507</b>	<b>2077</b>	<b>4.1</b>	<b>27</b>	<b>10</b>

RECEIVING	NO.	YDS.	AVG.	LG	TD
Brooks	63	919	14.6	55t	4
Rison	52	820	15.8	61	4
Bentley	52	525	10.1	61	3
Dickerson	30	211	7.0	22	1
Verdin	20	381	19.1	82t	1
Beach	14	87	6.2	17	2
Boyer	11	58	5.3	15	2
Weathers	6	62	10.3	19t	0
Pruitt	5	71	14.2	40	1
<b>COLTS</b>	<b>253</b>	<b>3134</b>	<b>12.4</b>	<b>82t</b>	<b>18</b>
<b>OPPONENTS</b>	<b>322</b>	<b>3918</b>	<b>12.2</b>	<b>58t</b>	<b>15</b>

INTERCEPTIONS	NO.	YDS.	AVG.	LG	TD
Taylor	7	225	32.1	80t	1
Prior	6	88	14.7	58t	1
Banks	2	13	6.5	11	0
Young	2	2	1.0	6	0
Daniel	1	34	34.0	34	0
Plummer	1	18	18.0	18	0
Bickett	1	6	6.0	6	0
Ball	1	5	5.0	5	0
<b>COLTS</b>	<b>21</b>	<b>391</b>	<b>18.6</b>	<b>80t</b>	<b>2</b>
<b>OPPONENTS</b>	<b>17</b>	<b>345</b>	<b>20.3</b>	<b>92t</b>	<b>2</b>

PUNTING NO.	YDS.	AVG.	TB	IN20	LG	BLK.
Stark	79	3392	42.9	10	14	64
<b>COLTS</b>	<b>80</b>	<b>3392</b>	<b>42.4</b>	<b>10</b>	<b>14</b>	<b>64</b>
<b>OPPONENTS</b>	<b>65</b>	<b>2702</b>	<b>41.6</b>	<b>7</b>	<b>19</b>	<b>58</b>

PUNT RETURNS	NO.	FC	YDS.	AVG.	LG	TD
Verdin	23	5	296	12.9	49t	1
Rison	2	2	20	10.0	12	0
Washington	1	0	6	6.0	6	0
Prior	0	3	0	0.0	0	0
<b>COLTS</b>	<b>26</b>	<b>10</b>	<b>322</b>	<b>12.4</b>	<b>49t</b>	<b>1</b>
<b>OPPONENTS</b>	<b>51</b>	<b>7</b>	<b>558</b>	<b>10.9</b>	<b>70t</b>	<b>1</b>

KICKOFF RETURNS	NO.	YDS.	AVG.	LG	TD
Verdin	19	371	19.5	29	0
Bentley	17	328	19.3	29	0
Pruitt	12	257	21.4	49	0
Rison	8	150	18.8	30	0
Hunter	4	58	14.5	19	0
<b>COLTS</b>	<b>60</b>	<b>1164</b>	<b>19.4</b>	<b>49</b>	<b>0</b>
<b>OPPONENTS</b>	<b>63</b>	<b>1208</b>	<b>19.2</b>	<b>48</b>	<b>0</b>

**SACKS:** Colts 46.0; Opponents 28.0; Hand 10-85; Johnson 8.5-72.5; Bickett 8-66; Thompson 7-68; Young 2-18; Herrod 2-14; McDonald 2-13; Larson 1-15; TEAM 1-14; Armstrong 1-8; Banks 1-4; Plummer 1-4; Alston 1-1; Clancy 5-1.5

### USUAL STARTERS

#### PRO BOWLERS IN BOLDFACE

OFFENSE		DEFENSE	
WR	Bill Brooks	LDE	Donnell Thompson
<b>LT</b>	<b>Chris Hinton</b>	NT	Harvey Armstrong
LG	Randy Dixon	RDE	Jon Hand
<b>C</b>	<b>Ray Donaldson</b>	LOLB	Chip Banks
RG	Ben Utt	LILB	Jeff Herrod
RT	Kevin Call	RILB	Freddy Young
TE	Pat Beach	ROLB	Duane Bickett
WR	Andre Rison	LCB	Chris Goode,
QB	Jack Trudeau		John Baylor
<b>RB</b>	<b>Eric Dickerson</b>	SSB	Eugene Daniel
RB	Albert Bentley	RCB	Michael Ball
		FS	Mike Prior

PASSING	ATT.	COMP.	YDS.	PCT.	AVG./ATT.	TD	TD%	INT.	INT%	LG	SACKED	RATING
Trudeau	362	190	2317	52.5	6.40	15	4.1	13	3.6	71t	20/125	71.3
Chandler	80	39	537	48.8	6.71	2	2.5	3	3.8	82t	3/17	63.4
Ramsey	50	24	280	48.0	5.60	1	2.0	1	2.0	47t	4/26	63.8
Bentley	1	0	0	0.0	0.00	0	0.0	0	0.0	0	0/0	39.6
Dickerson	0	0	0	0.0	0.00	0	0.0	0	0.0	0	1/6	0.0
<b>COLTS</b>	<b>493</b>	<b>253</b>	<b>3134</b>	<b>51.3</b>	<b>6.36</b>	<b>18</b>	<b>3.7</b>	<b>17</b>	<b>3.4</b>	<b>82t</b>	<b>28/174</b>	<b>69.1</b>
<b>OPPONENTS</b>	<b>556</b>	<b>322</b>	<b>3918</b>	<b>57.9</b>	<b>7.05</b>	<b>15</b>	<b>2.7</b>	<b>21</b>	<b>3.8</b>	<b>58t</b>	<b>46/384</b>	<b>73.0</b>

# RECORDS



## 1990

RECORD: 7-9 COACH: RON MEYER  
THIRD – AFC EASTERN DIVISION

HOME: 3-5 AWAY: 4-4

DIV: 3-5 CONF: 5-7 NCONF: 2-2

PRESEASON (0-4)			
DATE	RESULTS	OPPONENT	ATTENDANCE
8/11	L 7-16	DENVER	51,044
8/17	L 10-13	@ Seattle	52,475
8/27	L 16-17	PHILADELPHIA	47,999
8/31	L 14-17	@ New Orleans	54,796

REGULAR SEASON (7-9)			
*Sellout			
DATE	RESULTS	OPPONENT	ATTENDANCE
9/9	L 10-26	@ Buffalo	78,899
9/16	L 14-16	NEW ENGLAND	49,256
9/23	L 10-24	@ Houston	50,093
9/30	W 24-23	@ Philadelphia	62,067
10/7	W 23-19	KANSAS CITY	54,950
10/21	L 17-27	DENVER	*59,850
10/28	L 7-27	MIAMI	*59,213
11/5	L 7-24	NEW YORK GIANTS	*58,688
11/11	W 13-10	@ New England	28,924
11/18	W 17-14	NEW YORK JETS	47,283
11/25	W 34-20	@ Cincinnati	60,051
12/2	L 17-20	@ Phoenix	31,885
12/9	L 7-31	BUFFALO	53,288
12/16	W 29-21	@ New York Jets	41,423
12/22	W 35-28	WASHINGTON	58,173
12/30	L 17-23	@ Miami	59,547

TEAM STATISTICS	COLTS	OPP
TOTAL FIRST DOWNS	245	320
Rushing	81	130
Passing	142	176
Penalty	22	14
3rd Dwn. M/A/Pct.	56/185/30.3	87/204/42.6
4th Dwn. M/A/Pct.	11/18/61.1	7/14/50.0
TOTAL NET YARDS	4155	5614
Avg. Per Game	259.7	350.9
Total Plays	674	1034
Avg. Per Play	4.8	5.4
NET YARDS RUSHING	1282	2212
Avg. Per Game	80.1	138.3
Total Rushes	335	513
NET YARDS PASSING	2873	3402
Avg. Per Game	179.6	212.6
Tackled/Yards Lost	51/424	29/203
Gross Yards	3297	3605
Att./Completions	488/269	492/301
Completion Pct.	55.1	61.2
Had Intercepted	21	9
PUNTS/AVERAGE	72/42.8	58/42.0
NET PUNTING AVG.	37.4	34.4
PENALTIES/YARDS	79/590	104/781
FUMBLES/BALL LOST	23/10	25/15
TOUCHDOWNS	33	36
Rushing	9	12
Passing	22	20
Defense/Kicking	2/0	4/0
TIME OF POSSESSION	26:27	33:33

SCORE BY PERIODS	1	2	3	4	TOTAL
COLTS	47	68	85	81	281
OPPONENTS	87	128	43	95	353

SCORING	TDR	TDP	TDR	PAT	FG	S	TP
Biasucci				32-33	17-24		83
Bentley	4	2					36
Hester			6				36
Brooks			5				30
Morgan			5				30
Dickerson	4						24
Johnson		2					12
Beach		1					6
George		1					6
Goode			1				6
Grant			1				6
Verdin		1					6
<b>COLTS</b>	<b>9</b>	<b>22</b>	<b>2</b>	<b>32-33</b>	<b>17-24</b>	<b>0</b>	<b>281</b>
<b>OPPONENTS</b>	<b>12</b>	<b>20</b>	<b>4</b>	<b>35-36</b>	<b>32-43</b>	<b>3</b>	<b>353</b>

FGS	1-19	20-29	30-39	40-49	50+	TOT.
Biasucci	1-1	5-6	7-8	2-4	2-5	17-24
<b>COLTS</b>	<b>1-1</b>	<b>5-6</b>	<b>7-8</b>	<b>2-4</b>	<b>2-5</b>	<b>17-24</b>
<b>OPP.</b>	<b>0-0</b>	<b>11-11</b>	<b>13-17</b>	<b>5-10</b>	<b>3-5</b>	<b>32-43</b>

Biasucci:	(24,29)	(1)	(33)	(41)	(38,21,42,18)	(32,43)
	(1)	(1)	(54,38)	(52,38)	(51,22,26)	(49,52)
			(35,20,37)	(1)	(39,55)	

OPP.:	(29,44,31,37,43,47)	(49,39,27,25)	(36,30)
	(22,49,44,31)	(37,39,32,44,35)	(39,32,42)
	(34,53)	(23,50)	(29)
	(32,21,29,40)	(1)	(32,39)
	(25)	(40)	(50,53,56,29,27)
	(36)		

RUSHING	NO.	YDS.	AVG.	LG	TD
Dickerson	166	677	4.1	43	4
Bentley	137	556	4.1	26t	4
Trudeau	10	28	2.8	9	0
Clark	7	10	1.4	11	0
Hester	4	9	2.3	10	0
George	11	2	0.2	6	1
<b>COLTS</b>	<b>335</b>	<b>1282</b>	<b>3.8</b>	<b>43</b>	<b>9</b>
<b>OPPONENTS</b>	<b>513</b>	<b>2212</b>	<b>4.3</b>	<b>32</b>	<b>12</b>

RECEIVING	NO.	YDS.	AVG.	LG	TD
Bentley	71	664	9.4	73	2
Brooks	62	823	13.3	75	5
Hester	54	924	17.1	64t	6
Morgan	23	364	15.8	42t	5
Dickerson	18	92	5.1	17	0
Verdin	14	178	12.7	45	1
Beach	12	124	10.3	21	1
Johnson	5	32	6.4	15t	2
Clark	5	23	4.6	11	0
Simmons	4	33	8.3	12	0
Prior	1	40	40.0	40	0
<b>COLTS</b>	<b>269</b>	<b>3297</b>	<b>12.3</b>	<b>75</b>	<b>22</b>
<b>OPPONENTS</b>	<b>301</b>	<b>3605</b>	<b>12.0</b>	<b>66</b>	<b>20</b>

INTERCEPTIONS	NO.	YDS.	AVG.	LG	TD
Prior	3	66	22.0	36	0
Taylor	2	51	25.5	40	0
Grant	1	25	25.0	25t	1
Herrod	1	12	12.0	12	0
Goode	1	10	10.0	10	0
Bickett	1	9	9.0	9	0
<b>COLTS</b>	<b>9</b>	<b>173</b>	<b>19.2</b>	<b>40</b>	<b>1</b>
<b>OPPONENTS</b>	<b>21</b>	<b>221</b>	<b>10.5</b>	<b>35t</b>	<b>1</b>

PUNTING NO.	YDS.	AVG.	TB	IN20	LG	BLK.
Stark	71	3084	43.4	3	24	61
<b>COLTS</b>	<b>72</b>	<b>3084</b>	<b>43.4</b>	<b>3</b>	<b>24</b>	<b>61</b>
<b>OPPONENTS</b>	<b>58</b>	<b>2435</b>	<b>42.0</b>	<b>2</b>	<b>13</b>	<b>68</b>

PUNT RETURNS	NO.	FC	YDS.	AVG.	LG	TD
Verdin	31	3	396	12.8	36	0
Grant	2	0	6	3.0	6	0
Prior	2	6	0	0.0	0	0
Daniel	1	0	0	0.0	0	0
<b>COLTS</b>	<b>36</b>	<b>9</b>	<b>402</b>	<b>11.2</b>	<b>36</b>	<b>0</b>
<b>OPPONENTS</b>	<b>42</b>	<b>15</b>	<b>334</b>	<b>8.0</b>	<b>32</b>	<b>0</b>

KICKOFF RETURNS	NO.	YDS.	AVG.	LG	TD
Simmons	19	348	18.3	34	0
Verdin	18	350	19.4	44	0
Grant	15	280	18.7	29	0
Bentley	11	211	19.2	36	0
Ball	1	0	0.0	0	0
Jarvis	1	0	0.0	0	0
<b>COLTS</b>	<b>65</b>	<b>1189</b>	<b>18.3</b>	<b>44</b>	<b>0</b>
<b>OPPONENTS</b>	<b>49</b>	<b>961</b>	<b>19.6</b>	<b>38</b>	<b>0</b>

SACKS: Colts 29.0; Opponents 51.0; Clancy 7.5-57; Herrod 4.5-35.5; Banks 4.5-25.5; Hand 3.5-27.5; Bickett 3.5-15; Faulkner 2-17; Siragusa 2-12; Thompson 1.5-13.5

### USUAL STARTERS PRO BOWLERS IN BOLDFACE

OFFENSE	DEFENSE
WR Bill Brooks	LDE Donnell Thompson
LT Zeffross Moss	NT Harvey Armstrong
LG Randy Dixon	RDE Jon Hand
C Ray Donaldson	LOLB Chip Banks
RG Brian Baldinger	LILB Jeff Herrod
Pat Tomberlin	RILB Freddy Young
RT Kevin Call	ROLB Duane Bickett
Brian Baldinger	LCB Chris Goode
TE Pat Beach	RCB Eugene Daniel
WR Jessie Hester	SS Keith Taylor
QB Jeff George	FS Mike Prior
RB Eric Dickerson	<b>P</b> Rohn Stark
RB Albert Bentley	<b>KR</b> Clarence Verdin

PASSING	ATT.	COMP.	YDS.	PCT.	AVG./ATT.	TD	TD%	INT.	INT%	LG	SACKED	RATING
George	334	181	2152	54.2	6.44	16	4.8	13	3.9	75	37/320	73.8
Trudeau	144	84	1078	58.3	7.49	6	4.2	6	4.2	73	14/104	78.4
Ferguson	8	2	21	25.0	2.63	0	0.0	2	25.0	13	0/0	0.0
Herrmann	1	1	6	100.0	6.00	0	0.0	0	0.0	6	0/0	91.7
Stark	1	1	40	100.0	40.00	0	0.0	0	0.0	40	0/0	118.8
<b>COLTS</b>	<b>488</b>	<b>269</b>	<b>3297</b>	<b>55.1</b>	<b>6.76</b>	<b>22</b>	<b>4.5</b>	<b>21</b>	<b>4.3</b>	<b>75</b>	<b>51/424</b>	<b>73.3</b>
<b>OPPONENTS</b>	<b>492</b>	<b>301</b>	<b>3605</b>	<b>61.2</b>	<b>7.33</b>	<b>20</b>	<b>4.1</b>	<b>9</b>	<b>1.8</b>	<b>66</b>	<b>29/203</b>	<b>89.5</b>

# RECORDS



## 1991

RECORD: 1-15 COACH: RON MEYER (5), RICK VENTURI (11)  
FIFTH – AFC EASTERN DIVISION

HOME: 0-8 AWAY: 1-7

DIV: 1-7 CONF: 1-11 NCONF: 0-4

PRESEASON (1-3)			
DATE	RESULTS	OPPONENT	ATTENDANCE
8/2	L 3-10	@ Denver	75,375
8/10	L 7-17	SEATTLE	47,943
8/17	W 34-28	NEW ORLEANS	45,963
8/23	L 21-23	@ Philadelphia	52,687

REGULAR SEASON (1-15)				
*Sellout	DATE	RESULTS	OPPONENT	ATTENDANCE
	9/1	L 7-16	NEW ENGLAND	49,961
	9/8	L 6-17	@ Miami	51,155
	9/15	L 0-16	@ Los Angeles Raiders	40,287
	9/22	L 24-33	DETROIT	53,396
	9/29	L 3-31	@ Seattle	56,656
	10/6	L 3-21	PITTSBURGH	55,383
	10/13	L 6-42	@ Buffalo	79,015
	10/20	L 6-17	NEW YORK JETS	53,025
	11/3	L 6-10	MIAMI	55,899
	11/10	W 28-27	@ New York Jets	44,792
	11/17	L 17-31	CHICAGO	*60,519
	11/24	L 10-14	Green Bay @ Milw.	42,132
	12/1	L 0-31	CLEVELAND	*57,539
	12/8	L 17-23 OT	@ New England	20,131
	12/15	L 7-35	BUFFALO	48,286
	12/22	L 3-17	@ Tampa Bay	28,043

TEAM STATISTICS	COLTS	OPP
TOTAL FRST DOWNS	236	305
Rushing	55	140
Passing	163	152
Penalty	18	13
3rd Dwn. M/A/Pct.	65/208/31.3	98/199/49.2
4th Dwn. M/A/Pct.	10/25/40.0	7/11/63.6
TOTAL NET YARDS	3748	5127
Avg. Per Game	234.3	320.4
Total Plays	923	961
Avg. Per Play	4.1	5.3
NET YARDS RUSHING	1169	2327
Avg. Per Game	73.1	145.4
Total Rushes	354	544
NET YARDS PASSING	2579	2800
Avg. Per Game	161.2	175.0
Tackled/Yards Lost	57/487	29/202
Gross Yards	3066	3002
Att./Completions	512/305	388/240
Completion Pct.	59.6	61.9
Had Intercepted	16	15
PUNTS/AVERAGE	82/42.6	59/41.4
NET PUNTING AVG.	34.8	36.2
PENALTIES/YARDS	85/689	88/645
FUMBLES/BALL LOST	32/15	21/13
TOUCHDOWNS	14	47
Rushing	3	23
Passing	10	22
Defense/Kicking	0/1	1/1
TIME OF POSSESSION	28:05	31:55

SCORE BY PERIODS	1	2	3	4	OT	TOTAL
COLTS	24	54	27	38	0	143
OPPONENTS	96	106	88	85	6	381

SCORING	TDR	TDP	TDR/T	PAT	FG	S	TP
Biasucci					14-14	15-26	59
Hester	5						30
Brooks	4						24
Dickerson	2	1					18
Manoa	1						6
Verdin			1				6
<b>COLTS</b>	<b>3</b>	<b>10</b>	<b>1</b>	<b>14-14</b>	<b>15-26</b>	<b>0</b>	<b>143</b>
<b>OPPONENTS</b>	<b>23</b>	<b>22</b>	<b>2</b>	<b>46-46</b>	<b>17-23</b>	<b>1</b>	<b>381</b>

FGS	1-19	20-29	30-39	40-49	50+	TOT.
Biasucci	1-1	5-5	3-4	5-13	1-3	15-26
<b>COLTS</b>	<b>1-1</b>	<b>5-5</b>	<b>3-4</b>	<b>5-13</b>	<b>1-3</b>	<b>15-26</b>
<b>OPP.</b>	<b>2-2</b>	<b>5-7</b>	<b>6-7</b>	<b>4-7</b>	<b>0-0</b>	<b>17-23</b>

Biasucci:	(44,52,42,48)	(48,21)	(37,47)	(20)	(54)
	(19,54)	(26,29)	(42,34,49)	(45,47,25)	(1)
	(47)	(35,40)	(43,40)	(39)	
<b>OPP.:</b>	<b>(35,39,36)</b>	<b>(48)</b>	<b>(33,41,33)</b>	<b>(48,19)</b>	<b>(41)</b>
	<b>(19)</b>	<b>(35,45,37)</b>	<b>(22,44,22,25)</b>	<b>(21)</b>	<b>(41,25)</b>
	<b>(24)</b>	<b>(1)</b>	<b>(28)</b>		

RUSHING	NO.	YDS.	AVG.	LG	TD
Dickerson	167	536	3.2	28	2
Clark	114	366	3.2	25	0
Manoa	27	144	5.3	44	1
Johnson	22	94	4.3	15	0
George	16	36	2.3	13	0
Perkins	4	11	2.8	4	0
Verdin	1	4	4.0	4	0
Herrmann	1	-1	-1.0	-1	0
Huffman	1	-8	-8.0	-8	0
Stark	1	-13	-13.0	-13	0
<b>COLTS</b>	<b>354</b>	<b>1169</b>	<b>3.3</b>	<b>44</b>	<b>3</b>
<b>OPPONENTS</b>	<b>544</b>	<b>2327</b>	<b>4.3</b>	<b>78t</b>	<b>23</b>

RECEIVING	NO.	YDS.	AVG.	LG	TD
Brooks	72	888	12.3	46	4
Hester	60	753	12.6	49t	5
Johnson	42	344	8.2	24	0
Dickerson	41	269	6.6	26	1
Clark	33	245	7.4	23	0
Verdin	21	214	10.2	28	0
Mrosko	8	90	11.3	20	0
Bentley	7	42	6.0	11	0
Martin	5	79	15.8	25	0
Beach	5	56	11.2	27	0
Huffman	3	14	4.7	7	0
Perkins	3	-2	-0.7	3	0
Manoa	2	5	2.5	5	0
Thornton	1	38	38.0	38	0
Cash	1	18	18.0	18	0
Coley	1	13	13.0	13	0
<b>COLTS</b>	<b>305</b>	<b>3066</b>	<b>10.1</b>	<b>49t</b>	<b>10</b>
<b>OPPONENTS</b>	<b>240</b>	<b>3002</b>	<b>12.5</b>	<b>84t</b>	<b>22</b>

INTERCEPTIONS	NO.	YDS.	AVG.	LG	TD
Baylor	4	50	12.5	32	0
Prior	3	50	16.7	37	0
Daniel	3	22	7.3	12	0
Goode	2	27	13.5	27	0
Radecki	1	26	26.0	26	0
Herrod	1	25	25.0	25	0
Holloway	1	4	4.0	4	0
Taylor	0	-2	0.0	-2	0
<b>COLTS</b>	<b>15</b>	<b>202</b>	<b>13.5</b>	<b>37</b>	<b>0</b>
<b>OPPONENTS</b>	<b>16</b>	<b>184</b>	<b>11.5</b>	<b>58</b>	<b>1</b>

PUNTING NO.	YDS.	AVG.	TB	IN20	LG	BLK.
Stark	82	3492	42.6	6	14	65
<b>COLTS</b>	<b>82</b>	<b>3492</b>	<b>42.6</b>	<b>6</b>	<b>14</b>	<b>65</b>
<b>OPPONENTS</b>	<b>59</b>	<b>2444</b>	<b>41.4</b>	<b>7</b>	<b>15</b>	<b>63</b>

PUNT RETURNS	NO.	FC	YDS.	AVG.	LG	TD
Verdin	25	10	165	6.5	22	0
Prior	2	2	6	3.0	6	0
Grant	0	2	0	0.0	0	0
<b>COLTS</b>	<b>27</b>	<b>14</b>	<b>171</b>	<b>6.3</b>	<b>22</b>	<b>0</b>
<b>OPPONENTS</b>	<b>47</b>	<b>14</b>	<b>516</b>	<b>11.0</b>	<b>59t</b>	<b>1</b>

KICKOFF RETURNS	NO.	YDS.	AVG.	LG	TD
Verdin	36	689	19.1	89t	1
Martin	12	305	25.4	38	0
Grant	3	20	6.7	10	0
McCloughan	2	35	17.5	19	0
McDonald	1	3	3.0	3	0
Mrosko	1	9	9.0	9	0
<b>COLTS</b>	<b>55</b>	<b>1061</b>	<b>19.3</b>	<b>89t</b>	<b>1</b>
<b>OPPONENTS</b>	<b>33</b>	<b>573</b>	<b>17.4</b>	<b>50</b>	<b>0</b>

SACKS: Colts 29.0; Opponents 57.0; Thompson 5-40; Hand 5-38; Bickett 5-30; Herrod 2.5-22.5; Clancy 2.5-17.5; Goode 2-13; Siragusa 2-12; anks 1-11; Curry 1-7; Holloway 1-7; Ball 1-2; Baylor 1-2

### USUAL STARTERS

OFFENSE	DEFENSE
WR Bill Brooks	LDE Donnell Thompson
LT Zeffross Moss	NT Travis Davis,
LG Randy Dixon	Tony Siragusa
C Brian Baldinger	RDE Jon Hand
RG William Schultz	LDE Chip Banks
RT Kevin Call	LDE Scott Radecki
TE Pat Beach	RDE Jeff Herrod
WR Jessie Hester	ROLB Duane Bickett
QB Jeff George	LCB Chris Goode
RB Eric Dickerson	RCB Eugene Daniel
RB Ken Clark,	SS Michael Ball
Anthony Johnson	FS Keith Taylor

PASSING	ATT.	COMP.	YDS.	PCT.	AVG./ATT.	TD	TD%	INT.	INT%	LG	SACKED	RATING
George	485	292	2910	60.2	6.00	10	2.1	12	2.5	49t	56/481	73.8
Herrmann	19	11	137	57.9	7.21	0	0.0	3	15.8	26t	0/0	40.8
Trudeau	7	2	19	28.6	2.71	0	0.0	1	14.3	11t	1/6	0.0
Hilger	1	0	0	0.0	0.00	0	0.0	0	0.0	0	0/0	39.6
<b>COLTS</b>	<b>512</b>	<b>305</b>	<b>3066</b>	<b>59.6</b>	<b>5.99</b>	<b>10</b>	<b>2.0</b>	<b>16</b>	<b>3.1</b>	<b>49t</b>	<b>57/487</b>	<b>70.2</b>
<b>OPPONENTS</b>	<b>388</b>	<b>240</b>	<b>3002</b>	<b>61.9</b>	<b>7.74</b>	<b>22</b>	<b>5.7</b>	<b>15</b>	<b>3.9</b>	<b>84t</b>	<b>29/202</b>	<b>88.7</b>

# RECORDS



## 1992

**RECORD: 9-7 COACH: TED MARCHIBRODA**  
**THIRD – AFC EASTERN DIVISION**

**HOME: 4-4 AWAY: 5-3**

**DIV: 5-3 CONF: 7-7 NCONF: 2-0**

PRESEASON (2-2)				
DATE	RESULTS	OPPONENT	ATTENDANCE	
8/8	W 34-14	NEW ENGLAND	42,786	
8/15	L 10-27	SEATTLE	43,727	
8/22	L 0-20	@ Cincinnati	55,362	
8/28	W 21-10	@ Kansas City	65,557	

REGULAR SEASON (9-7)				
*Sellout	DATE	RESULTS	OPPONENT	ATTENDANCE
	9/6	W 14-3	CLEVELAND	50,766
	9/13	L 10-20	HOUSTON	44,851
	9/20	L 0-38	@ Buffalo	77,781
	10/4	W 24-14	@ Tampa Bay	56,585
	10/11	W 6-3 OT	NEW YORK JETS	48,393
	10/18	L 14-34	SAN DIEGO	48,552
	10/25	W 31-20	@ Miami	61,117
	11/1	L 0-26	@ San Diego	40,324
	11/8	L 0-28	MIAMI	*59,892
	11/15	L 34-37 OT	NEW ENGLAND	42,631
	11/22	L 14-30	@ Pittsburgh	51,101
	11/29	W 16-13 OT	BUFFALO	50,221
	12/6	W 6-0	@ New England	19,429
	12/13	W 10-6	@ New York Jets	33,684
	12/20	W 16-13	PHOENIX	46,763
	12/27	W 21-17	@ Cincinnati	47,837

TEAM STATISTICS	COLTS	OPP
TOTAL FIRST DOWNS	267	314
Rushing	70	129
Passing	174	164
Penalty	23	21
3rd Dwn. M/A/Pct.	75/210/35.7	70/197/35.5
4th Dwn. M/A/Pct.	5/8/62.5	6/15/40.0
TOTAL NET YARDS	4368	5074
Avg. Per Game	273.0	317.1
Total Plays	969	1004
Avg. Per Play	4.5	5.1
NET YARDS RUSHING	1102	2174
Avg. Per Game	68.9	135.9
Total Rushes	379	495
NET YARDS PASSING	3266	2900
Avg. Per Game	204.1	181.3
Tackled/Yards Lost	44/318	39/336
Gross Yards	3584	3236
Att./Completions	546/305	470/260
Completion Pct.	55.9	55.3
Had Intercepted	26	20
PUNTS/AVERAGE	83/44.8	71/42.5
NET PUNTING AVG.	39.3	37.3
PENALTIES/YARDS	122/958	101/836
FUMBLES/BALL LOST	24/11	28/15
TOUCHDOWNS	24	34
Rushing	8	16
Passing	13	14
Defense/Kicking	1/2	4/0
TIME OF POSSESSION	28:17	31:43

SCORE BY PERIODS	1	2	3	4	OT	TOTAL
COLTS	38	29	58	85	6	216
OPPONENTS	80	71	69	79	3	302

SCORING	TDR	TDP	TDR/T	PAT	FG	S	TP
Biasucci					24-24	16-29	72
Culver	7	2					54
Cash		3					18
Johnson		3					18
Verdin			2				12
Arbuckle		1					6
Brooks		1					6
Emtman				1			6
George	1						6
Hester		1					6
Langhorne		1					6
Schultz		1					6
<b>COLTS</b>	<b>8</b>	<b>13</b>	<b>3</b>	<b>24-24</b>	<b>16-29</b>	<b>0</b>	<b>216</b>
<b>OPPONENTS</b>	<b>16</b>	<b>14</b>	<b>4</b>	<b>33-34</b>	<b>21-28</b>	<b>1</b>	<b>302</b>

FGS	1-19	20-29	30-39	40-49	50+	TOT.
Biasucci	0-0	3-3	6-11	6-12	1-3	16-29
<b>COLTS</b>	<b>0-0</b>	<b>3-3</b>	<b>6-11</b>	<b>6-12</b>	<b>1-3</b>	<b>16-29</b>
<b>OPP.</b>	<b>2-2</b>	<b>8-9</b>	<b>6-10</b>	<b>3-4</b>	<b>2-3</b>	<b>21-28</b>

Biasucci:	(1)	(37)	(48)	(45)	(45; 38; 31; 47; 47)	(44)
	(31; 45; 32)	(1)	(1)	(35; 42; 48; 33)	(1)	
	(52; 37; 52; 23; 40)	(31; 30; 40)	(31)			
	(26; 59; 28; 42)	(1)				
<b>OPP.:</b>	(38; 20)	(27; 29; 20)	(39; 52)	(49)	(35)	
	(23; 27)	(1)	(33)	(54)	(36; 44; 18)	(31; 22; 36)
	(52; 44)	(37)	(32; 35; 19)	(28; 48)	(25)	

RUSHING	NO.	YDS.	AVG.	LG	TD
Johnson	178	592	3.3	19	0
Culver	121	321	2.7	36t	7
Clark	40	134	3.4	13	0
George	14	26	1.9	13	1
Brooks	2	14	7.0	8	0
Carthon	4	9	2.3	5	0
Trudeau	13	6	0.5	5	0
Tupa	3	9	3.0	10	0
Herrmann	3	-2	-0.7	0	0
Langhorne	1	-7	-7.0	-7	0
<b>COLTS</b>	<b>379</b>	<b>1102</b>	<b>2.9</b>	<b>36t</b>	<b>8</b>
<b>OPPONENTS</b>	<b>495</b>	<b>2174</b>	<b>4.4</b>	<b>35t</b>	<b>16</b>

RECEIVING	NO.	YDS.	AVG.	LG	TD
Langhorne	85	811	12.5	34	1
Hester	52	792	15.2	81	1
Johnson	49	517	10.6	57t	3
Brooks	44	468	10.6	26	1
Cash	43	521	12.1	41	3
Culver	26	210	8.1	27	2
Arbuckle	13	152	11.7	23t	1
Clark	5	46	9.2	17	0
Verdin	3	37	12.3	21	0
Carthon	3	10	3.3	6	0
Prior	1	17	17.0	17	0
Schultz	1	3	3.0	3t	1
<b>COLTS</b>	<b>305</b>	<b>3584</b>	<b>11.8</b>	<b>81</b>	<b>13</b>
<b>OPPONENTS</b>	<b>260</b>	<b>3236</b>	<b>12.4</b>	<b>69t</b>	<b>14</b>

INTERCEPTIONS	NO.	YDS.	AVG.	LG	TD
Prior	6	44	7.3	19	0
Belser	3	27	9.0	21	0
Goode	2	93	46.5	47	0
Stargell	2	26	13.0	15	0
Emtman	1	90	90.0	90t	1
Bickett	1	14	14.0	14	0
Herrod	1	4	4.0	4	0
Banks	1	3	3.0	3	0
Baylor	1	1	1.0	1	0
Daniel	1	0	0.0	0	0
Radevic	1	0	0.0	0	0
<b>COLTS</b>	<b>20</b>	<b>302</b>	<b>15.1</b>	<b>90t</b>	<b>1</b>
<b>OPPONENTS</b>	<b>26</b>	<b>461</b>	<b>17.7</b>	<b>82t</b>	<b>4</b>

PUNTING NO.	YDS.	AVG.	TB	IN20	LG	BLK
Stark	83	3716	44.8	7	22	64
<b>COLTS</b>	<b>83</b>	<b>3716</b>	<b>44.8</b>	<b>7</b>	<b>22</b>	<b>64</b>
<b>OPPONENTS</b>	<b>71</b>	<b>3021</b>	<b>42.5</b>	<b>5</b>	<b>24</b>	<b>61</b>

PUNT RETURNS	NO.	FC	YDS.	AVG.	LG	TD
Verdin	24	12	268	11.2	84t	2
Prior	1	12	7	7.0	7	0
<b>COLTS</b>	<b>25</b>	<b>24</b>	<b>275</b>	<b>11.0</b>	<b>84t</b>	<b>2</b>
<b>OPPONENTS</b>	<b>45</b>	<b>18</b>	<b>313</b>	<b>7.0</b>	<b>24</b>	<b>0</b>

KICKOFF RETURNS	NO.	YDS.	AVG.	LG	TD
Verdin	39	815	20.9	42	0
Ambrose	8	126	15.8	26	0
Clark	3	54	18.0	20	0
Vanderbeek	1	6	6.0	6	0
<b>COLTS</b>	<b>51</b>	<b>1001</b>	<b>19.6</b>	<b>42</b>	<b>0</b>
<b>OPPONENTS</b>	<b>36</b>	<b>630</b>	<b>17.5</b>	<b>34</b>	<b>0</b>

**SACKS:** Colts 39.0; Opponents 44.0; Banks 9-53; Bickett 6-5-47-5; Clancy 4-5-55-5; Baylor 3-53; Emtman 3-29; Siragusa 3-24; Coryatt 2-21; Herrod 2-21; Daniel 2-6; McCoy 1-10; Walker 1-9; Hand 1-5; McClendon 1-2

### USUAL STARTERS

#### PRO BOWLERS IN BOLDFACE

OFFENSE	DEFENSE
WR Reggie Langhorne	LDE Steve Emtman
LT Jeffross Moss	NT Tony Siragusa
LG Randy Dixon	ROE Jon Hand
C Ray Donaldson	LOLB Chip Banks
RG Ron Solt	LILB Scott Radevic,
RT Kevin Call	RCB Quentin Coryatt
TE Kerry Cash	RILB Jeff Herrod
WR Jessie Hester	ROLB Duane Bickett
QB Jeff George	LCB Chris Goode
RB Anthony Johnson	RCB Eugene Daniel
WR Bill Brooks	SS John Baylor
	FS Mike Prior
	<b>P Rohn Stark</b>
	<b>K Clarence Verdin</b>

PASSING	ATT.	COMP.	YDS.	PCT.	AVG./ATT.	TD	TD%	INT.	INT%	LG	SACKED	RATING
Trudeau	306	167	1963	54.6	6.42	7	2.3	15	4.9	57t	27/188	61.5
Tupa	161	105	1271	58.0	7.02	4	2.2	8	4.4	81t	11/85	68.6
Herrmann	33	17	156	51.5	4.73	1	3.0	2	6.1	19t	5/40	49.6
Johnson	24	15	177	62.5	7.38	1	4.2	1	4.2	27t	1/5	81.4
Stark	1	1	17	100.0	17.00	0	0.0	0	0.0	17t	0/0	118.8
Johnson	1	0	0	0.0	0.00	0	0.0	0	0.0	0	0/0	39.6
<b>COLTS</b>	<b>546</b>	<b>305</b>	<b>3584</b>	<b>55.9</b>	<b>6.56</b>	<b>13</b>	<b>2.4</b>	<b>26</b>	<b>4.8</b>	<b>81t</b>	<b>44/138</b>	<b>64.1</b>
<b>OPPONENTS</b>	<b>470</b>	<b>260</b>	<b>3236</b>	<b>55.3</b>	<b>6.89</b>	<b>14</b>	<b>3.0</b>	<b>20</b>	<b>4.3</b>	<b>69t</b>	<b>39/336</b>	<b>69.1</b>

# RECORDS



## 1993

RECORD: 4-12 COACH: TED MARCHBRODA  
FIFTH – AFC EASTERN DIVISION

HOME: 2-6 AWAY: 2-6

DIV: 2-6 CONF: 4-8 NCONF: 0-4

PRESEASON (2-2)			
DATE	RESULTS	OPPONENT	ATTENDANCE
8/7	W 16-13	@ Seattle	45,055
8/14	L 7-24	CINCINNATI	42,792
8/20	W 18-7	LOS ANGELES	43,642
8/27	L 10-41	@ Green Bay	56,811

REGULAR SEASON (4-12)			
*Sellout			
DATE	RESULTS	OPPONENT	ATTENDANCE
9/5	L 20-24	MIAMI	51,858
9/12	W 9-6	@ Cincinnati	50,299
9/26	W 23-10	CLEVELAND	*58,654
10/3	L 13-35	@ Denver	74,958
10/10	L 3-27	DALLAS	*60,453
10/24	L 27-41	@ Miami	57,301
10/31	W 9-6	NEW ENGLAND	46,522
11/7	L 24-30	@ Washington	50,523
11/14	L 17-31	NEW YORK JETS	47,351
11/21	L 9-23	@ Buffalo	79,101
11/29	L 0-31	SAN DIEGO	54,110
12/5	W 9-6	@ New York Jets	45,799
12/12	L 6-20	@ New York Giants	70,411
12/19	L 10-20	PHILADELPHIA	44,952
12/26	L 0-38	@ New England	26,571
1/2	L 10-30	BUFFALO	43,028

TEAM STATISTICS	COLTS	OPP
TOTAL FIRST DOWNS	269	334
Rushing	71	151
Passing	180	166
Penalty	18	17
3rd Dwn. M/A/Pct.	61/209/29.2	85/206/41.3
4th Dwn. M/A/Pct.	9/22/40.9	8/12/66.7
TOTAL NET YARDS	4705	5638
Avg. Per Game	294.1	352.4
Total Plays	988	1050
Avg. Per Play	4.8	5.4
NET YARDS RUSHING	1288	2521
Avg. Per Game	80.5	157.6
Total Rushes	365	575
NET YARDS PASSING	3417	3117
Avg. Per Game	213.6	194.8
Tackled/Yards Lost	29/206	21/121
Gross Yards	3623	3238
Att./Completions	594/332	454/270
Completion Pct.	55.9	59.5
Had Intercepted	15	10
PUNTS/AVERAGE	83/43.3	71/40.2
NET PUNTING AVG.	35.9	36.1
PENALTIES/YARDS	94/685	87/610
FUMBLES/BALL LOST	34/20	25/11
TOUCHDOWNS	16	45
Rushing	4	20
Passing	10	22
Defense/Kicking	1/1	2/1
TIME OF POSSESSION	27:55	32:05

SCORE BY PERIODS	1	2	3	4	TOTAL
COLTS	19	60	29	81	189
OPPONENTS	96	96	98	88	378

SCORING	TDR	TDP	TORT	PAT	FG	S	TP
Biasucci					15-16	26-31	93
Culver	3	1	1				30
Cash				3			18
Langhorne				3			18
Dawkins				1			6
Herrod				1			6
Hester				1			6
Johnson				1			6
Verdin				1			6
COLTS	4	10	2	15-16	26-31	0	189
OPPONENTS	20	22	3	43-45	21-30	1	378

FGS	1-19	20-29	30-39	40-49	50+	TOT.
Biasucci	1-1	14-14	7-8	3-6	1-2	26-31
COLTS	1-1	14-14	7-8	3-6	1-2	26-31
OPP.	2-2	9-9	7-9	3-6	0-4	21-30

RUSHING	NO.	YDS.	AVG.	LG	TD
Potts	179	711	4.0	34	0
Johnson	95	331	3.5	14	1
Culver	65	150	2.3	9	3
George	13	39	3.0	14	0
Verdin	3	33	11.0	29	0
Stark	1	11	11.0	11	0
Toner	2	6	3.0	6	0
Majkowski	2	4	2.0	4	0
Trudeau	5	3	0.6	2	0
COLTS	365	1288	3.5	34	4
OPPONENTS	575	2521	4.4	57t	20

RECEIVING	NO.	YDS.	AVG.	LG	TD
Langhorne	85	1038	12.2	72t	3
Hester	64	835	13.0	58	1
Johnson	55	443	8.1	36	0
Cash	43	402	9.3	37	3
Dawkins	26	430	16.5	68	1
Potts	26	189	7.3	24	0
Arbuckle	15	90	6.0	23	0
Culver	11	112	10.2	26	1
Cox	4	59	14.8	24	0
Verdin	2	20	10.0	19	1
Toner	1	5	5.0	5	0
COLTS	332	3623	10.9	72t	10
OPPONENTS	270	3238	12.0	77	22

INTERCEPTIONS	NO.	YDS.	AVG.	LG	TD
Buchanan	4	45	11.3	28	0
Baylor	3	11	3.7	7	0
Herrod	1	29	29.0	29	0
Daniel	1	17	17.0	17	0
Belser	1	14	14.0	11	0
COLTS	10	116	11.6	29	0
OPPONENTS	15	247	16.5	56t	1

PUNTING NO.	YDS.	AVG.	TB	IN20	LG	BLK.
Stark	83	3595	43.3	13	18	65
COLTS	83	3595	43.3	13	18	65
OPPONENTS	71	2855	40.2	6	30	59

PUNT RETURNS	NO.	FC	YDS.	AVG.	LG	TD
Verdin	30	17	173	5.8	24	0
COLTS	30	17	173	5.8	24	0
OPPONENTS	41	12	352	8.6	71t	1

KICKOFF RETURNS	NO.	YDS.	AVG.	LG	TD
Verdin	50	1050	21.0	38	0
Culver	3	51	17.0	20	0
Butcher	2	2	1.0	2	0
Cash	1	11	11.0	11	0
Radecic	1	10	10.0	10	0
COLTS	57	1124	19.7	38	0
OPPONENTS	37	551	14.9	37	0

**SACKS:** Colts 21.0; Opponents 29.0; Hand 5.5-31; Bickett 3.5-22; Herrod 2-19; Peguese 2-12; Siragusa 1.5-5.5; McClendon 1.5-4.5; Entman 1-8; Stargell 1-8; Sims 1-7; Clancy 1-3; Coryatt 1-0

### USUAL STARTERS

OFFENSE	DEFENSE
WR Reggie Langhorne	LDE Skip McClendon
LT Will Wolford	LDT Sam Clancy
LG Randy Dixon	RDT Tony Siragusa
C Kirk Lowdermilk	RDE Jon Hand
RG William Schultz	SLB Duane Bickett
RT Zeffross Moss	MLB Quentin Coryatt
TE Kerry Cash	WLB Jeff Herrod
WR Jessie Hester	LCB Chris Good
QB Jeff George	RCB Eugene Daniel
RB Anthony Johnson	SS John Baylor
RB Roosevelt Potts	FS Jason Belser

PASSING	ATT.	COMP.	YDS.	PCT.	AVG./ATT.	TD	TD%	INT.	INT%	LG	SACKED	RATING
George	407	234	2526	57.5	6.21	8	2.0	6	1.5	72t	26/190	78.3
Trudeau	162	85	992	52.5	6.12	2	1.2	7	4.3	68t	2/11	57.4
Majkowski	24	13	105	54.2	4.38	0	0.0	1	4.2	17t	1/5	48.1
Johnson	1	0	0	0.0	0.00	0	0.0	1	100.0	0	0/0	0.0
COLTS	594	332	3623	55.9	6.10	10	1.7	15	2.5	72t	29/206	69.2
OPPONENTS	454	270	3238	59.5	7.13	22	4.8	10	2.2	77t	21/121	88.3

# RECORDS



## 1994

**RECORD: 8-8 COACH: TED MARCHIBRODA**  
**THIRD – AFC EASTERN DIVISION**

**HOME: 5-3 AWAY: 3-5**

**DIV: 4-4 CONF: 8-6 NCONF: 0-2**

PRESEASON (4-0)				
DATE	RESULTS	OPPONENT	ATTENDANCE	
8/5	W 13-9	SEATTLE	40,469	
8/13	W 26-21	@ Cincinnati	49,089	
8/20	W 17-14	@ Pittsburgh	45,650	
8/25	W 24-7	CLEVELAND	39,952	

REGULAR SEASON (8-8)				
*Sellout				
DATE	RESULTS	OPPONENT	ATTENDANCE	
9/4	W 45-21	HOUSTON	47,372	
9/11	L 10-24	@ Tampa Bay	36,631	
9/18	L 21-31	@ Pittsburgh	54,040	
9/25	L 14-21	CLEVELAND	55,821	
10/2	W 17-15	SEATTLE	49,876	
10/9	L 6-16	@ New York Jets	64,934	
10/16	W 27-17	@ Buffalo	79,404	
10/23	L 27-41	WASHINGTON	*57,879	
10/30	W 28-25	NEW YORK JETS	44,350	
11/6	L 21-22	@ Miami	71,158	
11/20	W 17-13	@ Cincinnati	55,566	
11/27	L 10-12	NEW ENGLAND	43,839	
12/4	W 31-19	@ Seattle	39,574	
12/11	L 13-28	@ New England	57,856	
12/18	W 10-6	MIAMI	*58,867	
12/24	W 10-9	BUFFALO	38,458	

TEAM STATISTICS	COLTS	OPP
TOTAL RUSHING DOWNS	252	311
Rushing	108	98
Passing	126	192
Penalty	18	21
3rd Dwn. M/A/Pct.	70/198/35.4	115/251/45.8
4th Dwn. M/A/Pct.	12/17/70.6	13/23/56.5
TOTAL NET YARDS	4413	5325
Avg. Per Game	275.8	332.8
Total Plays	899	1090
Avg. Per Play	4.9	4.9
NET YARDS RUSHING	2060	1646
Avg. Per Game	128.8	102.9
Total Rushes	495	463
NET YARDS PASSING	2353	3679
Avg. Per Game	147.1	229.9
Tackled/Yards Lost	28/166	29/218
Gross Yards	2519	3897
Att./Completions	376/217	590/354
Completion Pct.	57.7	59.2
Had Intercepted	14	18
PUNTS/AVERAGE	74/41.8	72/42.2
NET PUNTING AVG.	34.1	35.6
PENALTIES/YARDS	82/658	110/824
FUMBLES/BALL LOST	30/17	21/21
TOUCHDOWNS	37	34
Rushing	15	8
Passing	15	24
Defense/Kicking	5/2	2/0
TIME OF POSSESSION	28:31	31:29

SCORE BY PERIODS	1	2	3	4	TOTAL
COLTS	82	86	73	66	307
OPPONENTS	48	81	59	132	320

SCORING	TDR	TDP	TDR/T	PAT	FG	S	TP
Biasucci				37-37	16-24		85
Faulk	11	1					72
Turner		6					36
Dawkins		5					30
Buchanan			3				18
Majkowski	3						18
Potts	1	1					12
Bennett				1			6
Brewer				1			6
Cash		1					6
Coryatt				1			6
Humphrey				1			6
Jackson		1					6
<b>COLTS</b>	<b>15</b>	<b>15</b>	<b>7</b>	<b>37-37</b>	<b>16-24</b>		<b>0 307</b>
<b>OPPONENTS</b>	<b>8</b>	<b>24</b>	<b>2</b>	<b>29-29</b>	<b>27-34</b>		<b>1 320</b>

**2-POINT:** Colts 0-0; Opponent 2-5

**FGS** 1-19 20-29 30-39 40-49 50+ TOT.  
 Biasucci 1-1 5-5 3-7 5-9 2-2 16-24  
 Colts 1-1 5-5 3-7 5-9 2-2 16-24  
 OPP. 1-1 12-12 7-10 7-10 0-1 27-34

**Biasucci:** (42) (26) (|) (46) (45) (37,44,35) (43,33) (50,28) (|) (32b) (35) (42,50) (21) (27,47) (40b,42,19) (38b,31,22)

**OPP.:** (55) (47) (46) (|) (42,43,45) (27,42,37) (23) (21,27) (26) (33,31,20,34) (29,46,34) (22,37,25,42) (37,31) (36) (33,19) (49,20,21,24,46)

RUSHING	NO.	YDS.	AVG.	LG	TD
Faulk	314	1282	4.1	52	11
Potts	77	336	4.4	52	1
Harbaugh	39	223	5.7	41	0
Humphrey	18	85	4.7	27	0
Warren	18	80	4.4	34	0
Majkowski	24	34	1.4	10	3
Nagle	1	12	12.0	12	0
Toner	1	11	11.0	11	0
Turner	3	-3	-1.0	5	0
<b>COLTS</b>	<b>495</b>	<b>2060</b>	<b>4.2</b>	<b>52</b>	<b>15</b>
<b>OPPONENTS</b>	<b>463</b>	<b>1646</b>	<b>3.6</b>	<b>40</b>	<b>8</b>

RECEIVING	NO.	YDS.	AVG.	LG	TD
Turner	52	593	11.4	28	6
Faulk	52	522	10.0	85t	1
Dawkins	51	742	14.5	49	5
Potts	26	251	9.7	30	1
Cash	16	190	11.9	24	1
Jackson	8	97	12.1	22	1
Warren	3	47	15.7	29	0
Humphrey	3	19	6.3	12	0
Bailey	2	30	15.0	23	0
Baker	2	15	7.5	10	0
Arbuckle	1	7	7.0	7	0
Etheredge	1	6	6.0	6	0
<b>COLTS</b>	<b>217</b>	<b>2519</b>	<b>11.6</b>	<b>85t</b>	<b>15</b>
<b>OPPONENTS</b>	<b>354</b>	<b>3897</b>	<b>11.0</b>	<b>65t</b>	<b>24</b>

INTERCEPTIONS	NO.	YDS.	AVG.	LG	TD
Buchanan	8	221	27.6	90t	3
Tate	3	51	17.0	30	0
Ambrose	2	50	25.0	42	0
Daniel	2	6	3.0	6	0
Belser	1	31	31.0	31	0
Humphrey	1	1	1.0	1	0
Watts	1	0	0.0	0	0
<b>COLTS</b>	<b>18</b>	<b>360</b>	<b>20.0</b>	<b>90t</b>	<b>3</b>
<b>OPPONENTS</b>	<b>14</b>	<b>174</b>	<b>12.4</b>	<b>39</b>	<b>2</b>

PUNTING NO.	YDS.	AVG.	TB	IN20	LG	BLK.
Starke	73	3092	42.4	10	22	60
<b>COLTS</b>	<b>74</b>	<b>3092</b>	<b>41.8</b>	<b>10</b>	<b>22</b>	<b>60</b>
<b>OPPONENTS</b>	<b>72</b>	<b>3039</b>	<b>42.2</b>	<b>7</b>	<b>16</b>	<b>71</b>

PUNT RETURNS	NO.	FC	YDS.	AVG.	LG	TD
Brewer	42	8	339	8.1	75t	1
<b>COLTS</b>	<b>42</b>	<b>8</b>	<b>339</b>	<b>8.1</b>	<b>75t</b>	<b>1</b>
<b>OPPONENTS</b>	<b>40</b>	<b>9</b>	<b>366</b>	<b>9.2</b>	<b>38</b>	<b>0</b>

KICKOFF RETURNS	NO.	YDS.	AVG.	LG	TD
Humphrey	35	783	22.4	95t	1
Brewer	18	358	19.9	34	0
Warren	2	56	28.0	38	0
Etheredge	2	23	11.5	14	0
Radicic	1	17	17.0	17	0
Toner	1	8	8.0	8	0
Jackson	1	5	5.0	5	0
Gray	0	4	0.0	4	0
<b>COLTS</b>	<b>60</b>	<b>1254</b>	<b>20.9</b>	<b>95t</b>	<b>1</b>
<b>OPPONENTS</b>	<b>65</b>	<b>1316</b>	<b>20.2</b>	<b>47</b>	<b>0</b>

**SACKS:** Colts 29.0; Opponents 28.0; Bennett 9-82; McCoy 6-52; Siragusa 5-30; Alberts 2-13; Herrod 1-10; Nunn 1-10; McDonald 1-7; Buchanan 1-6; Coryatt 1-4; Noga 1-3; Entman 1-1

### USUAL STARTERS PRO BOWLERS IN BOLDFACE

OFFENSE		DEFENSE	
WR	Sean Dawkins	LDE	Bernard Whittington
LT	Will Wolford	LDT	Tony McCoy
LG	Randy Dixon	RDT	Tony Siragusa
C	Kirk Lowdermilk	RDE	Tommy Bennett
RG	Joe Staysniak	LLB	Stephen Grant
RT	Zefross Moss	MLB	Jeff Herrod
TE	Kerry Cash	RLB	Quentin Coryatt
WR	Floyd Turner	LCB	Ray Buchanan
QB	Jim Harbaugh	RCB	Eugene Daniel
<b>RB</b>	<b>Marshall Faulk</b>	SS	David Tate
RB	Roosevelt Potts	FS	Jason Belser

PASSING	ATT.	COMP.	YDS.	PCT.	AVG./ATT.	TD	TD%	INT.	INT%	LG	SACKED	RATING
Harbaugh	202	125	1440	61.9	7.13	9	4.5	6	3.0	85t	17/72	85.8
Majkowski	152	84	1010	55.3	6.64	6	3.9	7	4.6	29t	9/76	69.8
Nagle	21	8	69	38.1	3.29	0	0.0	1	4.8	23t	2/18	27.7
Warren	1	0	0	0.0	0.00	0	0.0	0	0.0	0	0/0	39.6
<b>COLTS</b>	<b>376</b>	<b>217</b>	<b>2519</b>	<b>57.7</b>	<b>6.70</b>	<b>15</b>	<b>4.0</b>	<b>14</b>	<b>3.7</b>	<b>85t</b>	<b>28/166</b>	<b>75.9</b>
<b>OPPONENTS</b>	<b>598</b>	<b>354</b>	<b>3897</b>	<b>59.2</b>	<b>6.52</b>	<b>24</b>	<b>4.0</b>	<b>18</b>	<b>3.0</b>	<b>65t</b>	<b>29/218</b>	<b>79.4</b>





# RECORDS



## 1996

**RECORD: 9-7 COACH: LINDY INFANTE**  
**THIRD – AFC EASTERN DIVISION**  
**HOME: 6-2 AWAY: 3-5**  
**DIV: 4-4 CONF: 6-6 NCONF: 3-1**

PRESEASON (3-2)				
DATE	RESULTS	OPPONENT	ATTENDANCE	
7/27	W 10-7	@ New Orleans	23,376	
8/3	L 25-28	@ Cincinnati	45,024	
8/10	L 12-16	@ Houston	12,851	
8/17	W 15-13	SEATTLE	39,330	
8/24	W 30-6	GREEN BAY	49,081	

REGULAR SEASON (9-7)				
*Sellout	DATE	RESULTS	OPPONENT	ATTENDANCE
	9/1	W 20-13	ARIZONA	48,133
	9/8	W 21-7	@ New York Jets	63,534
	9/15	W 25-24	@ Dallas	63,021
	9/23	W 10-6	MIAMI	*60,891
	10/6	L 13-16 OT	@ Buffalo	79,401
	10/13	W 26-21	BALTIMORE	*56,978
	10/20	L 9-27	NEW ENGLAND	*58,725
	10/27	L 16-31	@ Washington	54,254
	11/3	L 19-26	SAN DIEGO	*58,484
	11/10	L 13-37	@ Miami	66,623
	11/17	W 34-29	NEW YORK JETS	49,322
	11/24	L 13-27	@ New England	58,226
	12/1	W 13-10 OT	BUFFALO	*53,804
	12/5	W 37-10	PHILADELPHIA	52,689
	12/15	W 24-19	@ Kansas City	71,136
	12/22	L 24-31	@ Cincinnati	49,389
	12/29	L 14-42	@ Pittsburgh	58,078

TEAM STATISTICS	COLTS	OPP
TOTAL FIRST DOWNS	288	305
Rushing	89	108
Passing	172	189
Penalty	27	8
3rd Dwn M/A/Pct	81/215 37.7	88/221 39.8
4th Dwn M/A/Pct	5/12 41.7	11/15 73.3
TOTAL NET YARDS	4744	5403
Avg. Per Game	296.5	5.22
Total Plays	1000	1023
Avg. Per Play	4.7	5.03
NET YARDS RUSHING	1448	1760
Avg. Per Game	90.5	110.0
Total Rushes	420	459
NET YARDS PASSING	3296	3643
Avg. Per Game	206.0	227.7
Tackled/Yds Lost	43/248	29/182
Gross Yards	3544	3825
Att./Completions	537/311	534/318
Completion Pct.	57.9	59.6
Had Intercepted	11	13
PUNTS/AVERAGE	68/45.7	81/43.5
NET PUNTING AVG.	39.0	36.3
PENALTIES/YARDS	76/615	121/970
FUMBLES/BALL LOST	24/13	20/10
TOUCHDOWNS	30	38
Rushing	9	12
Passing	16	25
Defense/Kicking	4/1	0/1
TIME OF POSSESSION	30:44	29:16

SCORE BY PERIODS	1	2	3	4	OT	TOTAL
COLTS	57	94	65	98	3	317
OPPONENTS	60	123	66	82	3	374

SCORING TDR	TDP	TDRT	PAT	FG	2P	S	TP
Blanchard			27-27	36-40			135
Harrison	8						48
Faulk	7						42
Dilger	4						24
Belser		2					12
Bailey		1					6
Crockett	1						6
Daniel		1					6
Dawkins	1						6
Harbaugh	1						6
Herrod		1					6
Pollard		1					6
Stablein	1						6
Warren	1						6
Dent						1	2
COLTS	9	16	5	27-27	36-40	0	1 317
OPPONENT	12	25	1	33-34	23-28	0	1 334

2-Point: Colts 0-3; Opponent 1-4

FGS	1-19	20-29	30-39	40-49	50+	TOT.
Blanchard	1-1	11-11	8-9	11-14	5-5	36-40
COLTS	1-1	11-11	8-9	11-14	5-5	36-40
OPP.	0-0	12-12	7-7	3-6	1-3	23-28

Blanchard:	(23 40)	(1)	(23 25 52 43)	(18)	(46 44 41)	
	(27 30)	(21 35 38)	(21 49 42 51)			
	(47 39 33 20)	(48 22)	(25 49 37 50)			
	(42 50)	(33 41 25 49)	(30 42 51)	(22)	(32)	
OPP.:	(24 29 46)	(1)	(52 40 57)	(24 29 53)		
	(42 37 39)	(1)	(44 36)	(20)	(28 30 47 22)	
	(44)	(23)	(26 22)	(24)	(31)	(30 30)

RUSHING	NO.	YDS.	AVG.	LG	TD
Faulk	198	587	3.0	43	7
Warren	67	230	3.4	53	1
Harbaugh	48	192	4.0	21	1
Groce	46	184	4.0	24	0
Crockett	31	164	5.3	25	0
Workman	24	70	2.9	11	0
Harrison	3	15	5.0	15	0
Justin	2	7	3.5	6	0
Bell	1	-1	-1.0	-1	0
COLTS	420	1448	3.4	53	12
OPPONENTS	459	1760	3.8	32	9

RECEIVING	NO.	YDS.	AVG.	LG	TD
Harrison	64	836	13.1	41	8
Faulk	56	428	7.6	30t	0
Dawkins	54	751	13.9	42	1
Dilger	42	503	12.0	51	4
Warren	22	174	7.9	17	0
Bailey	18	302	16.8	40	0
Stablein	18	192	10.7	30t	1
Groce	13	106	8.2	24	0
Crockett	11	96	8.7	32	1
Pollard	6	86	14.3	48t	1
Workman	4	36	9.0	18	0
Stock	2	24	12.0	13	0
Doering	1	10	10.0	10	0
COLTS	311	3544	11.4	51	16
OPPONENTS	318	3825	12.0	95t	25

INTERCEPTIONS	NO.	YDS.	AVG.	LG	TD
Belser	4	81	20.3	44t	2
Daniel	3	35	11.7	35t	1
Buchanan	2	32	16.0	32	0
Herrod	1	68	68.0	68t	1
Watts	1	21	21.0	21	0
Morrison	1	20	20.0	20	0
Alberts	1	19	19.0	19	0
COLTS	13	276	21.2	68t	4
OPPONENTS	11	133	12.1	36	0

PUNTING NO.	YDS.	AVG.	TB	IN20	LG	BLK.
Gardecki	68	3105	45.7	2	23	61
COLTS	68	3105	45.7	2	23	61
OPPONENTS	81	3525	43.5	7	22	65

PUNT RETURNS	NO.	FC	YDS.	AVG.	LG	TD
Harrison	18	9	177	9.8	31	0
Buchanan	12	3	201	16.8	82	0
Stablein	6	2	56	9.3	30	0
Stock	5	1	13	2.6	9	0
COLTS	41	15	447	10.9	82	0
OPPONENTS	38	15	413	10.9	71	0

KICKOFF RETURNS	NO.	YDS.	AVG.	LG	TD
Bailey	43	1041	24.2	95t	1
Stock	12	254	21.2	28	0
Warren	3	54	18.0	18	0
Buchanan	1	20	20.0	20	0
Groce	1	18	18.0	18	0
Hetherington	1	16	16.0	16	0
COLTS	61	1403	23.0	95t	1
OPPONENTS	67	1666	24.9	70	0

SACKS: Colts 29.0; Opponents 43.0; Dent 6 5-42; Bennett 6-26; McCoy 5-36; Whittington 3-23; Siragusa 2-21; Belser 1-7; Alexander 1-6; Grant 1-5; Martin 1-5; Tate 1-3; Team 1-2; Buchanan 0.5-6

USUAL STARTERS			
PRO BOWLERS IN BOLDFACE			
OFFENSE	DEFENSE		
WR Sean Dawkins	LDE	Bernard Whittington	
LT Kipp Vickers,	LDT	Tony McCoy	
		Troy Auzenne	
LG Doug Widell	RDT	Tony Siragusa	
C Kirk Lowdermilk	RDE	Tony Bennett	
RG Eric Mahlum	LLB	Stephen Grant	
RT Jason Mathews	MLB	Jeff Herrod	
TE Ken Dilger	RLB	Quentin Coryatt,	
		Steve Morrison	
WR Marvin Harrison	LCB	Ray Buchanan	
QB Jim Harbaugh	RCB	Eugene Daniel	
RB Marshall Faulk	SS	David Tate	
RB Cliff Groce	FS	Jason Belser	
<b>K Cary Blanchard</b>	<b>P Chris Gardocki</b>		

PASSING	ATT.	COMP.	YDS.	PCT.	AVG./ATT.	TD	TD%	INT.	INT%	LG	SACKED	RATING
Harbaugh	405	232	2630	57.3	6.49	13	3.2	11	2.7	51t	36/190	76.3
Justin	127	74	839	58.3	6.61	2	1.6	0	0.0	38t	7/158	83.4
Bell	5	5	75	100.0	15.00	1	20.0	0	0.0	30t	0/110	158.3
COLTS	537	311	3544	57.9	6.60	16	3.0	11	2.0	51t	43/248	79.2
OPPONENTS	534	318	3825	59.6	7.16	25	4.7	13	2.4	95t	29/182	87.0

# RECORDS



## 1997

RECORD: 3-13 COACH: LINDY INFANTE

FIFTH – AFC EASTERN DIVISION

HOME: 2-6 AWAY: 1-7

DIV: 2-6 CONF: 2-10 NCONF: 1-3

PRESEASON (2-2)			
DATE	RESULTS	OPPONENT	ATTENDANCE
8/1	W 20-16	CINCINNATI	47,913
8/9	L 17-23	@ San Diego	56,447
8/16	L 3-45	@ Seattle	52,844
8/21	W 16-3	DETROIT	47,417

REGULAR SEASON (3-13)				
*Sellout	DATE	RESULTS	OPPONENT	ATTENDANCE
	8/31	L 10-16	@ Miami	70,813
	9/7	L 6-31	NEW ENGLAND	53,632
	9/14	L 3-31	SEATTLE	49,194
	9/21	L 35-37	@ Buffalo	55,340
	10/5	L 12-16	NEW YORK JETS	48,295
	10/12	L 22-24	@ Pittsburgh	57,925
	10/20	L 6-9	BUFFALO	*61,139
	10/26	L 19-35	@ San Diego	63,177
	11/2	L 28-31	TAMPA BAY	58,512
	11/9	L 13-28	CINCINNATI	58,473
	11/16	W 41-38	GREEN BAY	*60,928
	11/23	L 10-12	@ Detroit	62,803
	11/30	L 17-20	@ New England	58,507
	12/7	W 22-14	@ New York Jets	61,168
	12/14	W 41-0	MIAMI	*61,282
	12/21	L 28-39	@ Minnesota	54,107

TEAM STATISTICS	COLTS	OPP
TOTAL FIRST DOWNS	301	280
Rushing	109	95
Passing	171	163
Penalty	21	22
3rd Dwn M/A/Pct	83/219 37.9	83/199 41.7
4th Dwn M/A/Pct	10/20 50.0	4/14 28.6
TOTAL NET YARDS	4869	4854
Avg. Per Game	304.3	303.4
Total Plays	1035	928
Avg. Per Play	4.7	5.2
NET YARDS RUSHING	1727	2034
Avg. Per Game	107.9	127.1
Total Rushes	450	438
NET YARDS PASSING	3142	2620
Avg. Per Game	196.4	176.3
Tackled/Yds Lost	62/418	37/247
Gross Yards	3560	3067
Att./Completions	523/317	453/261
Completion Pct.	60.6	57.6
Had Intercepted	17	12
PUNTS/AVERAGE	67/45.3	64/46.1
NET PUNTING AVG.	36.2	39.1
PENALTIES/YARDS	106/880	102/861
FUMBLES/BALL LOST	23/11	23/13
TOUCHDOWNS	31	46
Rushing	10	18
Passing	16	26
Defense/Kicking	4/1	1/1
TIME OF POSSESSION	32:56	27:04

SCORE BY PERIODS	1	2	3	4	OT	TOTAL
COLTS	62	103	50	98	0	313
OPPONENTS	74	141	65	121	0	401

SCORING	TDR	TDP	TDRPT	FG	2P	S	TP
Blanchard			21-21	32-41			117
Faulk	7	1					48
Harrison	6				2		40
Bailey	3						18
Dilger	3						18
Dawkins	2						12
Warren	2						12
Stablein	1				1		8
Alexander	1						6
Belser	1						6
Blackmon	1						6
Crockett	1						6
Fontenot	1						6
McElroy	1						6
Pollard					1		2
Team						1	2
<b>COLTS</b>	<b>10</b>	<b>16</b>	<b>5</b>	<b>21-21</b>	<b>32-41</b>	<b>4</b>	<b>1 313</b>
<b>OPPONENT</b>	<b>18</b>	<b>26</b>	<b>2</b>	<b>42-44</b>	<b>27-31</b>	<b>0</b>	<b>1 401</b>

2-POINT	COLTS 4-10	OPPONENT 0-2
FGS	1-19	20-29
COLTS	0-0	9-9
BLK	10-15	10-15
1-3	32-41	
OPP.	2-2	10-10
8-9	4-6	3-4
27-31		

Blanchard:	(42, 45, 58, 35)(45, 38)(46)
(39, 36, 49, 22, 25)	(48, 37, 27, 35, 42)
(51, 39, 32)(43, 36, 30)	(30, 42, 45)
(42, 42, 41, 35, 20)(35)(24, 42)	
(38, 20, 42)(21, 50)(27, 21)	
<b>OPP.:</b>	<b>(23, 34, 19, 21)(27)(27)(53, 37, 23)(23)</b>
	<b>(22, 47, 32, 27)(45, 35, 34, 31, 45, 40)(36)(1)</b>
	<b>(18)(38, 52, 55)(32, 48)(42)(50)(29, 25)</b>

RUSHING	NO.	YDS.	AVG.	LG	TD
Faulk	264	1054	4.0	45	7
Crockett	95	300	3.2	20	1
Harbaugh	36	206	5.7	18	0
Warren	28	80	2.9	11	2
Groce	10	66	6.6	29	0
Bailey	3	20	6.7	18	0
Holcomb	5	5	1.0	3	0
Justin	6	2	0.3	3	0
Potts	1	1	1.0	1	0
Harrison	2	-7	-3.5	0	0
<b>COLTS</b>	<b>450</b>	<b>1727</b>	<b>3.8</b>	<b>45</b>	<b>10</b>
<b>OPPONENTS</b>	<b>438</b>	<b>2034</b>	<b>4.6</b>	<b>80t</b>	<b>18</b>

RECEIVING	NO.	YDS.	AVG.	LG	TD
Harrison	73	866	11.9	44	6
Dawkins	68	804	11.8	51	2
Faulk	47	471	10.0	58	1
Dilger	27	380	14.1	43	3
Bailey	26	329	12.7	22	3
Stablein	25	253	10.1	30	1
Warren	20	192	9.6	31	0
Crockett	15	112	7.5	19	0
Pollard	10	116	11.6	28	0
Slutzker	3	22	7.3	11	0
Doering	2	12	6.0	8	0
Glenn	1	3	3.0	3	0
<b>COLTS</b>	<b>317</b>	<b>3560</b>	<b>11.2</b>	<b>58</b>	<b>16</b>
<b>OPPONENTS</b>	<b>261</b>	<b>3067</b>	<b>11.8</b>	<b>74</b>	<b>26</b>

INTERCEPTIONS	NO.	YDS.	AVG.	LG	TD
Belser	2	121	60.5	50t	1
Coryatt	2	3	1.5	3	0
C. Gray	2	0	0.0	0	0
Alexander	1	43	43.0	43t	1
Mathis	1	31	31.0	31	0
Johnson	1	18	18.0	18	0
Clark	1	14	14.0	14	0
Blackmon	1	2	2.0	2	0
Morrison	1	2	2.0	2	0
<b>COLTS</b>	<b>12</b>	<b>234</b>	<b>19.5</b>	<b>52t</b>	<b>2</b>
<b>OPPONENTS</b>	<b>17</b>	<b>285</b>	<b>16.8</b>	<b>43</b>	<b>0</b>

PUNTING	NO.	YDS.	AVG.	TB	IN20	LG	BLK.
Gardocki	67	3034	45.3	6	18	72	0
<b>COLTS</b>	<b>67</b>	<b>3034</b>	<b>45.3</b>	<b>6</b>	<b>18</b>	<b>72</b>	<b>0</b>
<b>OPPONENTS</b>	<b>64</b>	<b>2948</b>	<b>46.1</b>	<b>10</b>	<b>14</b>	<b>65</b>	<b>0</b>

PUNT RETURNS	NO.	FC	YDS.	AVG.	LG	TD
Stablein	17	9	133	7.8	20	0
Jacquet	13	0	96	7.4	17	0
Bailey	1	0	19	19.0	19	0
Harrison	0	1	0	0.0	0	0
<b>COLTS</b>	<b>31</b>	<b>10</b>	<b>248</b>	<b>8.0</b>	<b>20</b>	<b>0</b>
<b>OPPONENTS</b>	<b>43</b>	<b>8</b>	<b>491</b>	<b>11.4</b>	<b>63</b>	<b>0</b>

KICKOFF RETURNS	NO.	YDS.	AVG.	LG	TD
Bailey	55	1206	21.9	61	0
Jacquet	8	156	19.5	27	0
Hetherington	2	23	11.5	23	0
Neal	1	23	23.0	23	0
Warren	1	19	19.0	19	0
Groce	1	15	15.0	15	0
<b>COLTS</b>	<b>68</b>	<b>1442</b>	<b>21.2</b>	<b>61</b>	<b>0</b>
<b>OPPONENTS</b>	<b>64</b>	<b>1544</b>	<b>24.1</b>	<b>53</b>	<b>1</b>

**SACKS:** Colts 37.0; Opponents 62.0; Football  
 10.5-65.5; Johnson 4.5-38; Fontenot 4.5-28; Bennett  
 3-13; Blackmon 3-22; McCoy 2.5-21.5; Coryatt 2-7;  
 Montgomery 1-16; Alexander 1-12; Shello 1-8; Belser  
 1-7; Burroughs 1-5; Morrison 1-4; Team 1-0

### USUAL STARTERS

OFFENSE		DEFENSE	
WR	Sean Dawkins	LDE	Al Fontenot
LT	Adam Meadows	LDT	Tony McCoy
LG	Doug Widell	RDT	Ellis Johnson
C	Jay Leeuwenburg	RDE	Dan Footman
RG	Tarrik Glenn	LLB	Elijah Alexander, Steve Morrison
RT	Tony Mandarich	MLB	Stephen Grant
TE	Ken Dilger	RLB	Quentin Coryatt
WR	Marvin Harrison	LCB	Carlton Gray
QB	Jim Harbaugh	RCB	Damon Watts, Dedric Mathis
RB	Marshall Faulk	SS	Robert Blackmon
RB	Zack Crockett	FS	Ellis Belser

PASSING	ATT.	COMP.	YDS.	PCT.	AVG./ATT.	TD	TD%	INT.	INT%	LG	SACKED	RATING
Harbaugh	309	189	2080	61.2	6.7	10	3.2	4	1.3	58	41/256	86.2
Justin	140	83	1046	59.3	7.47	5	3.6	5	3.6	44	10/186	79.6
Holcomb	73	45	454	61.6	6.22	1	1.4	8	11.0	41	11/176	44.3
Warren	1	0	0.0	0.0	0.0	0	0.0	0	0.0	0	0/10	39.6
<b>COLTS</b>	<b>523</b>	<b>317</b>	<b>3560</b>	<b>68.1</b>	<b>6.81</b>	<b>16</b>	<b>3.1</b>	<b>17</b>	<b>3.3</b>	<b>58</b>	<b>62/418</b>	<b>77.6</b>
<b>OPPONENTS</b>	<b>453</b>	<b>261</b>	<b>3067</b>	<b>57.6</b>	<b>6.77</b>	<b>26</b>	<b>5.7</b>	<b>12</b>	<b>2.6</b>	<b>74</b>	<b>37/247</b>	<b>86.4</b>

# RECORDS



## 1998

**RECORD: 3-13 COACH: JIM MORA  
FIFTH – AFC EASTERN DIVISION**

**HOME: 3-5 AWAY: 0-8**

**DIV: 1-7 CONF: 3-9 NCONF: 0-4**

PRESEASON (2-2)				
DATE	RESULTS	OPPONENT	ATTENDANCE	
8/8	L 21-24	@ Seattle	52,645	
8/17	W 30-27	@ Cincinnati	36,598	
8/22	L 3-33	SAN DIEGO	47,820	
8/27	W 20-17	DETROIT	42,852	

REGULAR SEASON (3-13)				
DATE	RESULTS	OPPONENT	ATTENDANCE	
9/6	L 15-24	MIAMI	*60,587	
9/13	L 6-29	@ New England	60,068	
9/20	L 6-44	@ New York Jets	79,469	
9/27	L 13-19 OT	NEW ORLEANS	48,480	
10/4	W 17-12	SAN DIEGO	51,988	
10/11	L 24-31	BUFFALO	52,938	
10/18	L 31-34	@ San Francisco	68,486	
11/1	L 16-21	NEW ENGLAND	58,056	
11/8	L 14-27	@ Miami	73,400	
11/15	W 24-23	NEW YORK JETS	55,520	
11/22	L 11-34	@ Buffalo	49,032	
11/29	L 31-38	@ Baltimore	68,898	
12/6	L 21-28	@ Atlanta	61,141	
12/13	W 39-26	CINCINNATI	55,179	
12/20	L 23-27	@ Seattle	58,703	
12/27	L 19-27	CAROLINA	58,182	

TEAM STATISTICS	COLTS	OPP
TOTAL FIRST DOWNS	298	341
Rushing	77	131
Passing	190	189
Penalty	31	21
3rd Down: M/A/Pct.	71/202 35.1	89/208 42.8
4th Down: M/A/Pct.	4/10 40.0	3/9 33.3
TOTAL NET YARDS	5116	5832
Avg. Per Game	319.8	364.5
Total Plays	982	1043
Avg. Per Play	5.2	5.6
NET YARDS RUSHING	1486	2566
Avg. Per Game	92.9	160.4
Total Rushes	384	544
NET YARDS PASSING	3630	3266
Avg. Per Game	226.9	204.1
Tackled/Yards Lost	22/109	38/231
Gross Yards	3739	3497
Att./Completions	576/326	461/275
Completion Pct.	56.6	59.7
Had Intercepted	28	8
PUNTS/AVERAGE	79/45.4	68/44.6
NET PUNTING AVG.	37.1	36.6
PENALTIES/YARDS	106/853	108/917
TUMBLES/BALL LOST	10/5	29/11
TOUCHDOWNS	33	52
Rushing	7	20
Passing	26	27
Defense/Kicking	0/0	3/2
POSSESSION AVG.	27:47	32:13

SCORE BY PERIODS	1	2	3	4	OT	TOTAL
COLTS	105	69	47	89	0	310
OPPONENTS	60	170	61	147	6	444

SCORING	TDR	TDP	TDRT	PAT	FG	2P	S	TP
Vanderjagt				23-23	27-31			104
Faulk	6	4						60
Harrison	7							44
Small	7							42
Pollard	4							28
Warren	1	1						12
Dilger	1					1		8
Green	1							6
Pathon	1							6
<b>COLTS</b>	<b>7</b>	<b>26</b>	<b>0</b>	<b>23-23</b>	<b>27-32</b>	<b>1</b>	<b>0</b>	<b>304</b>
<b>OPPONENTS</b>	<b>20</b>	<b>27</b>	<b>4</b>	<b>44-45</b>	<b>28-37</b>	<b>0</b>	<b>0</b>	<b>434</b>

2-Point: Colts 4-10, Opponents 2-6

FGS	1-19	20-29	30-39	40-49	50+	TOT.
Vanderjagt	1-1	8-8	4-4	8-9	6-9	27-31
<b>COLTS</b>	<b>1-1</b>	<b>8-8</b>	<b>4-4</b>	<b>8-9</b>	<b>6-9</b>	<b>27-31</b>
<b>OPP.</b>	<b>1-1</b>	<b>12-13</b>	<b>5-5</b>	<b>8-12</b>	<b>2-6</b>	<b>28-37</b>

Vanderjagt:	(51,27,20)	(43,24)	(52,19)	(48,40)	(51,40)
	(22,33)	(43,41)	(38,53)	(50)	(31,53)
	(27)	(53,52)	(50)	(32,48,20)	(22,28,47,42)
<b>OPP.:</b>	(22,51)	(19,23)	(52,42)	(36)	(22,20)
	(50,47,25)	(53,39)	(27,43,24)	(1)	(21,23)
	(37,40,25,47)	(35,24)	(43,48,47)	(47)	(41,26)
	(42,53,52,30)	(44,27)			

RUSHING	NO.	YDS.	AVG.	LG	TD
Faulk	324	1319	4.1	68T	6
Manning	15	62	4.1	15	0
Warren	25	61	2.4	14	1
Elias	8	24	3.0	8	0
Heyward	6	15	2.5	8	0
Crockett	2	5	2.5	5	0
Small	1	2	2.0	2	0
Pathon	3	-2	-0.7	4	0
<b>COLTS</b>	<b>384</b>	<b>1486</b>	<b>3.9</b>	<b>68T</b>	<b>7</b>
<b>OPPONENTS</b>	<b>544</b>	<b>2566</b>	<b>4.7</b>	<b>51</b>	<b>20</b>

RECEIVING	NO.	YDS.	AVG.	LG	TD
Faulk	86	908	10.6	78T	4
Harrison	59	776	13.2	61T	7
Pathon	50	511	10.2	45	1
Small	45	681	15.1	53	7
Dilger	31	303	9.8	27	1
Pollard	24	309	12.9	44T	4
Green	15	177	11.8	25	1
Warren	11	44	4.0	12	1
Elias	1	11	11.0	11	0
Heyward	1	9	9.0	9	0
Banta	1	7	7.0	7	0
Greene	1	2	2.0	2	0
Crockett	1	1	1.0	1	0
<b>COLTS</b>	<b>326</b>	<b>3739</b>	<b>11.5</b>	<b>78T</b>	<b>26</b>
<b>OPPONENTS</b>	<b>275</b>	<b>3497</b>	<b>12.7</b>	<b>82T</b>	<b>27</b>

INTERCEPTIONS	NO.	YDS.	AVG.	LG	TD
Clark	1	30	30.0	30	0
Montgomery	1	22	22.0	22	0
Belser	1	19	19.0	19	0
Blackmon	1	14	14.0	14	0
Alexander	1	12	12.0	12	0
Barber	1	0	0.0	0	0
Burris	1	0	0.0	0	0
Poole	1	0	0.0	0	0
<b>COLTS</b>	<b>8</b>	<b>97</b>	<b>12.1</b>	<b>30</b>	<b>0</b>
<b>OPPONENTS</b>	<b>28</b>	<b>353</b>	<b>12.6</b>	<b>59T</b>	<b>2</b>

PUNTING NO.	YDS.	AVG.	TB	IN20	LG	BLK.
Gardocki	79	3583	45.4	10	23	62
<b>COLTS</b>	<b>79</b>	<b>3583</b>	<b>45.4</b>	<b>10</b>	<b>23</b>	<b>62</b>
<b>OPPONENTS</b>	<b>68</b>	<b>3032</b>	<b>44.6</b>	<b>10</b>	<b>21</b>	<b>73</b>

PUNT RETURNS	NO.	FC	YDS.	AVG.	LG	TD
Bailey	19	4	176	9.3	33	0
Poole	12	6	107	8.9	16	0
Belser	1	0	53	53.0	53	0
McGuire	2	1	4	2.0	4	0
<b>COLTS</b>	<b>34</b>	<b>11</b>	<b>340</b>	<b>10.0</b>	<b>53</b>	<b>0</b>
<b>OPPONENTS</b>	<b>42</b>	<b>16</b>	<b>451</b>	<b>10.7</b>	<b>40</b>	<b>0</b>

KICKOFF RETURNS	NO.	YDS.	AVG.	LG	TD
Bailey	34	759	22.3	44	0
Elias	14	317	22.6	29	0
Warren	8	152	19.0	26	0
Hetherington	5	71	14.2	20	0
McGuire	4	75	18.8	28	0
Clark	3	38	12.7	15	0
Dilger	1	14	14.0	14	0
Pollard	1	4	4.0	4	0
Morrison	1	2	2.0	2	0
<b>COLTS</b>	<b>71</b>	<b>1432</b>	<b>20.2</b>	<b>44</b>	<b>0</b>
<b>OPPONENTS</b>	<b>65</b>	<b>1687</b>	<b>26.0</b>	<b>99T</b>	<b>1</b>

**SACKS:** Colts 38.0; Opponents 22.0; Johnson 8-34; McCoy 6-27; Berry 4-27; Whittington 4-23; Chester 3-19; Barber 2-26; Montgomery 2-23; Tuinei 2-12; Belser 1-13; Chorak 1-7; Morrison 1-6; Shello 1-6; Blackmon 1-1; Fontenot 1-0

### USUAL STARTERS PRO BOWLERS IN BOLDFACE

OFFENSE	DEFENSE
WR Jerome Pathon	LDE Bernard Whittington
LT Tank Glenn	LDT Tony McCoy
LG Steve McKinney	RDT Ellis Johnson
C Jay Leeuwenburg	RDE Bertrand Berry
RG Tony Mandarich	LLB Steve Morrison
RT Adam Meadows	MLB Jeff Herrod
TE Ken Dilger	Michael Barber
WR Marvin Harrison	RLB Elijah Alexander
QB Peyton Manning	LCB Jeff Burris
<b>RB Marshall Faulk</b>	RCB Tyrone Poole
H-B Marcus Pollard	SS Robert Blackmon
	FS Jason Belser

PASSING	ATT.	COMP.	YDS.	PCT.	AVG./ATT.	TD	TD%	INT.	INT%	LG	SACKED	RATING
Manning	575	326	3739	56.7	6.50	26	4.5	28	4.9	78T	22/109	71.2
Small	1	0	0	0.0	0.00	0	0.0	0	0.0	0	0/0	39.6
<b>TEAM</b>	<b>576</b>	<b>326</b>	<b>3739</b>	<b>56.6</b>	<b>6.49</b>	<b>26</b>	<b>4.5</b>	<b>28</b>	<b>4.9</b>	<b>78T</b>	<b>22/109</b>	<b>71.1</b>
<b>OPPONENTS</b>	<b>461</b>	<b>275</b>	<b>3497</b>	<b>59.7</b>	<b>7.59</b>	<b>27</b>	<b>5.9</b>	<b>8</b>	<b>1.7</b>	<b>82T</b>	<b>38/231</b>	<b>95.7</b>

# RECORDS



## 1999

**RECORD: 13-3 COACH: JIM MORA**  
**FIRST – AFC EASTERN DIVISION**

**HOME: 7-1 AWAY: 6-2**

**DIV: 5-3 CONF: 9-3 NCONF: 4-0**

PRESEASON (3-1)			
DATE	RESULTS	OPPONENT	ATTENDANCE
8/7	L 6-9	@ Chicago	37,721
8/14	W 20-17	CINCINNATI	41,998
8/21	W 37-7	@ New Orleans	41,788
9/2	W 31-28	@ Seattle	41,074

REGULAR SEASON (13-3)			
DATE	RESULTS	OPPONENT	ATTENDANCE
9/12	W 31-14	BUFFALO	*56,238
9/19	L 28-31	@ New England	59,640
9/26	W 27-19	@ San Diego	56,942
10/10	L 31-34	MIAMI	*56,810
10/17	W 16-13	@ New York Jets	78,112
10/24	W 31-10	CINCINNATI	*55,996
10/31	W 34-24	DALLAS	*56,860
11/7	W 25-17	KANSAS CITY	*56,689
11/14	W 27-19	@ New York Giants	78,081
11/21	W 44-17	@ Philadelphia	65,521
11/28	W 13-6	NEW YORK JETS	*56,689
12/5	W 37-34	@ Miami	74,096
12/12	W 20-15	NEW ENGLAND	*56,975
12/19	W 24-21	WASHINGTON	*57,013
12/26	W 29-28	@ Cleveland	72,618
1/2	L 6-31	@ Buffalo	61,959
1/16	L 16-19	TENNESSEE	*57,097

TEAM STATISTICS	COLTS	OPP
TOTAL FIRST DOWNS	327	304
Rushing	89	92
Passing	200	192
Penalty	38	20
3rd Down: M/A/Pct.	73/186 39.2	73/208 35.1
4th Down: M/A/Pct.	2/6 33.3	7/16 43.8
TOTAL NET YARDS	5726	5221
Avg. Per Game	357.9	326.3
Total Plays	979	1008
Avg. Per Play	5.8	5.2
NET YARDS RUSHING	1660	1715
Avg. Per Game	103.8	107.2
Total Rushes	419	406
NET YARDS PASSING	4066	3506
Avg. Per Game	254.1	219.1
Tackled/Yards Lost	14/116	41/269
Gross Yards	4182	3775
Att./Completions	546/338	561/328
Completion Pct.	61.9	58.5
Had Intercepted	17	10
PUNTS/AVERAGE	60/41.1	83/41.4
NET PUNTING AVG.	60/30.6	83/35.3
PENALTIES/YARDS	81/683	130/1093
FUMBLES/BALL LOST	25/11	22/13
TOUCHDOWNS	46	36
Rushing	15	12
Passing	26	21
Defense/Kicking	2/3	3/0
POSSESSION AVG.	30:45	29:15

SCORE BY PERIODS	1	2	3	4	OT	TOTAL
COLTS	112	114	88	109	0	423
OPPONENTS	51	109	63	110	0	333

SCORING	TDR	TD	TDRT	PAT	FG	2P	S	TP
Vanderjagt					43-43	34-38		145
James	13	4						102
Harrison		12				1		74
Wilkins		4	3					42
Pollard		4						24
Dilger		2						12
Manning		2						12
Blevins			1					6
Cota			1					6
<b>COLTS</b>	<b>15</b>	<b>26</b>	<b>5</b>	<b>43-43</b>	<b>34-38</b>	<b>1</b>	<b>0</b>	<b>423</b>
<b>OPPONENTS</b>	<b>12</b>	<b>21</b>	<b>3</b>	<b>31-31</b>	<b>26-29</b>	<b>2</b>	<b>0</b>	<b>333</b>

**2-POINT:** Colts 1-3, Opponents 2-5

**FGS** 1-19 20-29 30-39 40-49 50+ TOT.  
 Vanderjagt 2-2 10-10 11-13 10-11 1-2 34-38  
**COLTS** 2-2 10-10 11-13 10-11 1-2 34-38  
**OPP.** 1-1 9-9 11-11 4-7 1-1 26-29

**Vanderjagt:** (45,35)|(36,35,55,42)|(41|31,18,27)  
 (22,37b)|43,30,33,27|47,34,29,37|40,35)  
 (45,29,34|22,37|44,48,53|28,31|43)  
 (41,19,21|27,24)

**OPP:** (36,29|26|50|37,27,21,43)|(43,45,39)  
 (32|24|38,47|33,42|48)|(33,30)  
 (31,32|28,28,26|23,32,49b)|19)

RUSHING	NO.	YDS.	AVG.	LG	TD
James	369	1553	4.2	72	13
Manning	35	73	2.1	13	2
Elias	13	28	2.2	8	0
Harrison	1	4	4.0	4	0
Wilkins	1	2	2.0	2	0
<b>COLTS</b>	<b>419</b>	<b>1660</b>	<b>4.0</b>	<b>72</b>	<b>15</b>
<b>OPPONENTS</b>	<b>406</b>	<b>1715</b>	<b>4.2</b>	<b>28</b>	<b>12</b>

RECEIVING	NO.	YDS.	AVG.	LG	TD
Harrison	115	1663	14.5	57t	12
James	62	586	9.5	54	4
Wilkins	42	565	13.5	80t	4
Dilger	40	479	12.0	30	2
Pollard	34	374	11.0	33	4
Green	21	287	13.7	50	0
Pathon	14	163	11.6	38	0
Shields	4	37	9.3	21	0
Elias	4	16	4.0	7	0
Jones	1	8	8.0	8	0
Greene	1	4	4.0	4	0
<b>COLTS</b>	<b>338</b>	<b>4182</b>	<b>12.4</b>	<b>80t</b>	<b>26</b>
<b>OPPONENTS</b>	<b>328</b>	<b>3775</b>	<b>11.5</b>	<b>62t</b>	<b>21</b>

INTERCEPTIONS	NO.	YDS.	AVG.	LG	TD
Poole	3	85	28.3	38	0
Blevins	2	115	57.5	74t	1
Burris	2	83	41.5	55	0
Wooten	1	4	4.0	4	0
Randolph	1	0	0.0	0	0
R. Thomas	1	0	0.0	0	0
<b>COLTS</b>	<b>10</b>	<b>287</b>	<b>28.7</b>	<b>74t</b>	<b>1</b>
<b>OPPONENTS</b>	<b>17</b>	<b>189</b>	<b>11.1</b>	<b>37</b>	<b>2</b>

PUNTING	NO.	YDS.	AVG.	TB	IN20	LG	BLK.
Smith	58	2467	42.5	8	16	61	2
<b>COLTS</b>	<b>60</b>	<b>2467</b>	<b>41.1</b>	<b>8</b>	<b>16</b>	<b>61</b>	<b>2</b>
<b>OPPONENTS</b>	<b>83</b>	<b>3437</b>	<b>41.4</b>	<b>6</b>	<b>24</b>	<b>59</b>	<b>0</b>

PUNT RETURNS	NO.	FC	YDS.	AVG.	LG	TD
Wilkins	41	17	388	9.5	39t	1
Pathon	0	1	0	0.0	0	0
<b>COLTS</b>	<b>41</b>	<b>18</b>	<b>388</b>	<b>9.5</b>	<b>39t</b>	<b>1</b>
<b>OPPONENTS</b>	<b>29</b>	<b>7</b>	<b>469</b>	<b>16.2</b>	<b>76</b>	<b>0</b>

KICKOFF RETURNS	NO.	YDS.	AVG.	LG	TD
Wilkins	51	1134	22.2	97t	1
Pathon	6	123	20.5	31	0
Elias	5	82	16.4	21	0
Muhammad	2	41	20.5	22	0
Austin	1	0	0.0	0	0
Greene	1	14	14.0	14	0
Shields	1	3	3.0	3	0
Belser	0	0	0.0	0	0
<b>COLTS</b>	<b>67</b>	<b>1397</b>	<b>20.9</b>	<b>97t</b>	<b>1</b>
<b>OPPONENTS</b>	<b>83</b>	<b>1822</b>	<b>22.0</b>	<b>50</b>	<b>0</b>

**SACKS:** Colts 41.0; Opponents 14.0; Bratzke 12-70; E. Johnson 7.5-46.5; Bennett 5-31; Peterson 3-23; M. Thomas 3-23; Burris 2-12; King 1.5-3.5; Chester 1-18; Royal 1-3; Belser 1-7; Whittington 1-7; Berry 1-6; Poole 1-5; Blevins 1-4

### USUAL STARTERS PRO BOWLERS IN BOLDFACE

OFFENSE	DEFENSE
WR Terrence Wilkins	LDE Shawn King
LT Tarik Glenn	LDT Bernard Whittington
LG Steve McKinney	RDT Ellis Johnson
C Larry Moore	RDE Chad Bratzke
RG Waverly Jackson	LLB Cornelius Bennett
RT Adam Meadows	MLB Michael Barber
TE Ken Dilger	RLB Mike Peterson
<b>WR Marvin Harrison</b>	LCB Jeff Burris
<b>QB Peyton Manning</b>	RCB Tyrone Poole
<b>RB Edgerrin James</b>	SS Chad Cota
TE Marcus Pollard	FS Jason Belser

PASSING	ATT.	COMP.	YDS.	PCT.	AVG./ATT.	TD	TD%	INT.	INT%	LG	SACKED	RATING
Manning	533	331	4135	62.1	7.76	26	4.9	15	2.8	80t	14/116	90.7
Walsh	13	7	47	53.8	3.62	0	0.0	2	15.4	11	0/0	22.4
<b>COLTS</b>	<b>546</b>	<b>338</b>	<b>4182</b>	<b>61.9</b>	<b>7.66</b>	<b>26</b>	<b>4.8</b>	<b>17</b>	<b>3.1</b>	<b>80t</b>	<b>14/116</b>	<b>88.5</b>
<b>OPPONENTS</b>	<b>561</b>	<b>328</b>	<b>3775</b>	<b>58.5</b>	<b>6.73</b>	<b>21</b>	<b>3.7</b>	<b>10</b>	<b>1.8</b>	<b>62t</b>	<b>41/269</b>	<b>83.9</b>

# RECORDS



## 2000

**RECORD: 10-6 COACH: JIM MORA**  
**SECOND – AFC EASTERN DIVISION**

**HOME: 6-2 AWAY: 4-4**  
**DIV: 5-3 CONF: 8-4 NCONF: 2-2**

### PRESEASON (3-2)

DATE	RESULTS	OPPONENT	ATTENDANCE
7/29	L 21-24	ATLANTA	47,985
8/5	L 30-27	@ Seattle	68,578
8/12	W 3-33	NEW ORLEANS	20,105
8/19	W 20-17	@ Pittsburgh	87,145
8/24	W 20-17	MINNESOTA	51,337

### REGULAR SEASON (10-6)

#### \*Sellout

DATE	RESULTS	OPPONENT	ATTENDANCE
9/3	W 27-14	@ Kansas City	78,357
9/10	L 31-38	OAKLAND	*56,769
9/25	W 43-14	JACKSONVILLE	*56,816
10/1	W 18-16	@ Buffalo	72,617
10/8	L 16-24	@ New England	60,292
10/15	W 37-24	@ Seattle	63,593
10/22	W 30-23	NEW ENGLAND	*56,828
10/29	W 30-18	DETROIT	*56,971
11/5	L 24-27	@ Chicago	66,944
11/12	W 23-15	NEW YORK JETS	*56,657
11/19	L 24-26	@ Green Bay	59,869
11/26	L 14-17	MIAMI	*56,935
12/3	L 17-27	@ New York Jets	78,138
12/11	W 44-20	BUFFALO	*56,871
12/17	W 20-13	@ Miami	73,884
12/24	W 31-10	MINNESOTA	*56,572
12/30	L 17-23 OT	@ Miami	73,193

#### TEAM STATISTICS

	COLTS	OPP
TOTAL FIRST DOWNS	357	310
Rushing	111	109
Passing	213	177
Penalty	33	24
3rd Down: M/A/Pct.	94/201 46.8	84/217 38.7
4th Down: M/A/Pct.	9/10 90.0	10/14 71.4
TOTAL NET YARDS	6141	5357
Avg. Per Game	383.8	334.8
Total Plays	1026	1018
Avg. Per Play	6.0	5.3
NET YARDS RUSHING	1859	1935
Avg. Per Game	116.2	120.9
Total Rushes	435	446
NET YARDS PASSING	4282	3422
Avg. Per Game	267.6	213.9
Tackled/Yards Lost	20/131	42/252
Gross Yards	4413	3674
Att./Completions	571/357	530/317
Completion Pct.	62.5	59.8
Had Intercepted	15	14
POINTS/AVERAGE	65/44.7	82/42.7
NET PUNTING AVG.	65/36.4	82/36.2
PENALTIES/YARDS	89/866	103/820
FOUMBLES/BALL LOST	20/14	16/8
TUCHDOWNS	50	37
Rushing	14	13
Passing	33	22
Defense/Kicking	3/0	1/1
POSSESSION AVG.	29:33	30:27

SCORE BY PERIODS	1	2	3	4	OT	TOTAL
COLTS	73	117	84	155	0	429
OPPONENTS	52	106	86	82	0	326

SCORING	TDR	TDP	TDRT	PAT	FG	2P	S	TP
Vanderjagt					46-46	25-27		121
James	13	5				1		110
Harrison		14						84
Pollard	3					1		20
Dilger	3							18
Pathon	3							18
Wilkins	3							18
Burris			1					6
Finn	1							6
Green	1							6
Holsey			1					6
Manning	1							6
Muhammad				1				6
Bratzke								1
J. Williams								1
<b>COLTS</b>	<b>14</b>	<b>33</b>	<b>3</b>	<b>46-46</b>	<b>25-27</b>	<b>2</b>	<b>2</b>	<b>429</b>
<b>OPPONENTS</b>	<b>13</b>	<b>22</b>	<b>2</b>	<b>33-33</b>	<b>21-28</b>	<b>1</b>	<b>1</b>	<b>326</b>

2-Point: Colts 2-4, Opponents 3-4

FGS	1-19	20-29	30-39	40-49	50+	TOT.
Vanderjagt	1-1	6-6	13-13	5-6	0-1	25-27
<b>COLTS</b>	<b>1-1</b>	<b>6-6</b>	<b>13-13</b>	<b>5-6</b>	<b>0-1</b>	<b>25-27</b>
<b>OPP.</b>	<b>1-1</b>	<b>11-14</b>	<b>4-4</b>	<b>4-6</b>	<b>1-3</b>	<b>21-28</b>

Vanderjagt:	(23,40 47,31 41,22 45)
	(33,33,34 23,38,40 36 19)
	(26,38,35 38 59 32 37,23,39)
	(48,31 28)
<b>OPP:</b>	( 50,24 19,30,27 21 21,51)
	(27,26,28 29,21 41,37 47,51)
	(42,28 28)(49,45,21 29,46)
	(25,31 31)

RUSHING	NO.	YDS.	AVG.	LG	TD
James	387	1709	4.4	30	13
Manning	37	116	3.1	14	1
Gordon	4	13	3.3	6	0
Smith	1	11	11.0	11	0
Wilkins	3	8	2.7	6	0
Pathon	1	3	3.0	3	0
Finn	1	1	1.0	1	0
al-Jabbar	1	-2	-2.0	-2	0
<b>COLTS</b>	<b>435</b>	<b>1859</b>	<b>4.3</b>	<b>30</b>	<b>14</b>
<b>OPPONENTS</b>	<b>446</b>	<b>1935</b>	<b>4.3</b>	<b>55</b>	<b>13</b>

RECEIVING	NO.	YDS.	AVG.	LG	TD
Harrison	102	1413	13.9	78t	14
James	63	594	9.4	60	5
Pathon	50	646	12.9	38	3
Dilger	47	538	11.4	32	3
Wilkins	43	569	13.2	43t	3
Pollard	30	439	14.6	50t	3
Green	18	201	11.2	34t	1
Finn	4	13	3.3	6	1
<b>COLTS</b>	<b>357</b>	<b>4413</b>	<b>12.4</b>	<b>78t</b>	<b>33</b>
<b>OPPONENTS</b>	<b>317</b>	<b>3674</b>	<b>11.6</b>	<b>50</b>	<b>22</b>

INTERCEPTIONS	NO.	YDS.	AVG.	LG	TD
Burris	4	38	9.5	27t	1
Macklin	2	35	17.5	35	0
Peterson	2	8	4.0	5	0
Cota	2	3	1.5	3	0
Muhammad	1	40	40.0	40t	1
Poole	1	1	1.0	1	0
Washington	1	1	1.0	1	0
Johnson	1	-1	-1.0	-1	0
<b>COLTS</b>	<b>14</b>	<b>125</b>	<b>8.9</b>	<b>40t</b>	<b>2</b>
<b>OPPONENTS</b>	<b>15</b>	<b>212</b>	<b>14.1</b>	<b>43</b>	<b>1</b>

PUNTING NO.	YDS.	AVG.	TB	IN20	LG	BLK.
Smith	65	2906	44.7	9	20	65
<b>COLTS</b>	<b>65</b>	<b>2906</b>	<b>44.7</b>	<b>9</b>	<b>20</b>	<b>65</b>
<b>OPPONENTS</b>	<b>82</b>	<b>3503</b>	<b>42.7</b>	<b>9</b>	<b>20</b>	<b>70</b>

PUNT RETURNS	NO.	FC	YDS.	AVG.	LG	TD
Wilkins	29	13	240	8.3	36	0
P. Williams	7	1	108	15.4	40	0
Muhammad	2	0	4	2.0	4	0
<b>COLTS</b>	<b>38</b>	<b>14</b>	<b>352</b>	<b>9.3</b>	<b>40</b>	<b>0</b>
<b>OPPONENTS</b>	<b>28</b>	<b>21</b>	<b>357</b>	<b>12.8</b>	<b>80</b>	<b>0</b>

#### KICKOFF

RETURNS	NO.	YDS.	AVG.	LG	TD
Pathon	26	583	22.4	48	0
Wilkins	15	279	18.6	30	0
P. Williams	12	238	19.8	29	0
Muhammad	2	45	22.5	26	0
Holsey	1	10	10.0	10	0
Dilger	1	0	0.0	0	0
Macklin	1	0	0.0	0	0
<b>COLTS</b>	<b>58</b>	<b>1155</b>	<b>19.9</b>	<b>48</b>	<b>0</b>
<b>OPPONENTS</b>	<b>73</b>	<b>1736</b>	<b>23.8</b>	<b>92t</b>	<b>1</b>

**SACKS:** Colts 42.0; Opponents 20.0; Bratzke 7.5-6.9; M. Thomas 5.0-3.2; Belser 5.0-2.5; Johnson 5.0-2.5; Burris 3.0-1.9; J. Williams 3.0-18.5; Bennett 3.0-1.7; Chester 2.5-7.5; Washington 2.0-1.3; Scioli 2.0-7; Holsey 2.0-6; Hollier 1.0-7; Whittington 1.0-6

### USUAL STARTERS

#### PRO BOWLERS IN BOLDFACE

	OFFENSE	DEFENSE
WR	Jerome Pathon	LDE Bernard Holsey
LT	Tarik Glenn	LDT Bernard Whittington
LG	Steve McKinney	RDT Ellis Johnson
C	Jeff Saturday	RDE Chad Bratzke
RG	Larry Moore	LLB Cornelius Bennett
RT	Adam Meadows	MLB Dwight Hollier
TE	Ken Dilger	RLB Mike Peterson
<b>WR</b>	<b>Marvin Harrison</b>	LCB Jeff Burris
<b>QB</b>	<b>Payton Manning</b>	RCB Tyrone Poole
<b>RB</b>	<b>Edgerrin James</b>	SS Chad Cota
TE	Marcus Pollard	FS Jason Belser

PASSING	ATT.	COMP.	YDS.	PCT.	AVG./ATT.	TD	TD%	INT.	INT%	LG	SACKED	RATING
Manning	571	357	4413	62.5	7.73	33	5.8	15	2.6	78t	20/131	94.7
<b>COLTS</b>	<b>571</b>	<b>357</b>	<b>4413</b>	<b>62.5</b>	<b>7.73</b>	<b>33</b>	<b>5.8</b>	<b>15</b>	<b>2.6</b>	<b>78t</b>	<b>20/131</b>	<b>94.7</b>
<b>OPPONENTS</b>	<b>530</b>	<b>317</b>	<b>3674</b>	<b>59.8</b>	<b>6.93</b>	<b>22</b>	<b>4.2</b>	<b>14</b>	<b>2.6</b>	<b>50</b>	<b>42/252</b>	<b>83.6</b>

# RECORDS



## 2001

RECORD: 6-10 COACH: JIM MORA  
FOURTH – AFC EASTERN DIVISION

HOME: 3-5 AWAY: 3-5

DIV: 3-5 CONF: 5-7 NCONF: 1-3

PRESEASON (2-2)			
DATE	RESULTS	OPPONENT	ATTENDANCE
8/11	W 28-21	SEATTLE	45,089
8/18	L 26-27	DETROIT	48,165
8/24	L 21-28	@ Minnesota	63,804
8/30	W 23-17	@ Cincinnati	42,032

REGULAR SEASON (6-10)			
DATE	RESULTS	OPPONENT	ATTENDANCE
9/9	W 45-24	@ New York Jets	78,606
9/23	W 42-26	BUFFALO	*56,135
9/30	L 13-44	@ New England	60,292
10/14	L 18-23	OAKLAND	*56,972
10/21	L 17-38	NEW ENGLAND	*56,022
10/25	W 35-28	@ Kansas City	74,212
11/4	W 30-14	@ Buffalo	63,786
11/11	L 24-27	MIAMI	*57,127
11/18	L 20-34	@ New Orleans	70,020
11/25	L 21-40	SAN FRANCISCO	*56,393
12/2	L 27-39	@ Baltimore	69,382
12/10	L 6-41	@ Miami	73,858
12/16	W 41-27	ATLANTA	*56,603
12/23	L 28-29	NEW YORK JETS	*56,302
12/30	L 17-42	@ St. Louis	66,084
1/6	W 29-10	DENVER	*56,192

TEAM STATISTICS	COLTS	OPP
TOTAL FIRST DOWNS	343	323
Rushing	110	108
Passing	206	195
Penalty	27	20
3rd Down: M/A/Pct.	85/205 41.5	90/207 43.5
4th Down: M/A/Pct.	5/8 62.5	7/15 46.7
TOTAL NET YARDS	5955	5715
Avg. Per Game	372.2	357.2
Total Plays	1025	1004
Avg. Per Play	5.8	5.7
NET YARDS RUSHING	1966	2115
Avg. Per Game	122.9	132.2
Total Rushes	438	455
NET YARDS PASSING	3989	3600
Avg. Per Game	249.3	225.0
Tackled/Yards Lost	30/238	40/257
Gross Yards	4227	3857
Att./Completions	557/349	509/311
Completion Pct.	62.7	61.1
Had Intercepted	23	15
PUNTS/AVERAGE	68/44.5	67/42.7
NET PUNTING AVG.	68/33.8	67/36.6
PENALTIES/YARDS	76/730	96/759
FUMBLES/BALL LOST	20/15	16/10
TOUCHDOWNS	47	57
Rushing	16	20
Passing	27	30
Defense/Kicking	2/2	6/1
POSSESSION AVG.	30:32	29:28

SCORE BY PERIODS	1	2	3	4	OT	TOTAL
COLTS	70	160	109	74	0	413
OPPONENTS	61	200	66	159	0	486

SCORING	TDR	TDP	TRT	PAT	FG	2P	S	TP
Vanderjagt					41-42	28-34		125
Harrison	15							90
Rhodes	9	1						60
Pollard	8							48
Manning	4							24
James	3					1		20
Pathon	2							12
Dilger	1						1	8
Burris	1							6
Insley	1							6
Nwkorie	1							6
Wilkins	1							6
McDougal							1	2
<b>COLTS</b>	<b>16</b>	<b>27</b>	<b>4</b>	<b>41-42</b>	<b>28-34</b>	<b>3</b>	<b>0</b>	<b>413</b>
<b>OPPONENTS</b>	<b>20</b>	<b>30</b>	<b>7</b>	<b>52-53</b>	<b>30-36</b>	<b>1</b>	<b>0</b>	<b>486</b>

Z-Point: Colts 3-5, Opponents 1-4

FGS	1-19	20-29	30-39	40-49	50+	TOT.
Vanderjagt	0-0	7-8	6-6	12-16	3-4	28-34
<b>COLTS</b>	<b>0-0</b>	<b>7-8</b>	<b>6-6</b>	<b>12-16</b>	<b>3-4</b>	<b>28-34</b>
<b>OPP.</b>	<b>0-0</b>	<b>8-8</b>	<b>9-10</b>	<b>13-15</b>	<b>0-3</b>	<b>30-36</b>

Vanderjagt:	(37/45)	(47/34)	(46b.42.25b.42.24)
	(49.50.42)	(34.41.47)	(25.52.41.54)
	(33.25)	(35.40)	(39.21)
	(45.50.43)	(48)	
	(22.40.45.22.25)		
<b>OPP:</b>	(22)	(48.37)	(49)
	(47.48.35)	(39.42)	(59.37)
	(43)	(48.22)	(48b)
	(31.31)	(46.48)	(30.46)
	(26.30.29.27.46)	(11)	(35.32)
	(47.22.48.46.24.50)	(15)	(45.25)

RUSHING	NO.	YDS.	AVG.	LG	TD
Rhodes	233	1104	4.7	77t	9
James	151	662	4.4	29t	3
Manning	35	157	4.5	33t	4
McDougal	17	48	2.8	12	0
Harrison	1	3	3.0	3	0
Pathon	1	-8	-8.0	-8	0
<b>COLTS</b>	<b>438</b>	<b>1966</b>	<b>4.5</b>	<b>77t</b>	<b>16</b>
<b>OPPONENTS</b>	<b>455</b>	<b>2115</b>	<b>4.6</b>	<b>56t</b>	<b>20</b>

RECEIVING	NO.	YDS.	AVG.	LG	TD
Harrison	109	1524	14.0	68	15
Pollard	47	739	15.7	86t	8
Wilkins	34	332	9.8	28	0
Rhodes	34	224	6.6	19	0
Dilger	32	343	10.7	44	1
Wayne	27	345	12.8	43	0
Pathon	24	330	13.8	60t	2
James	24	193	8.0	27	0
Insley	14	165	11.8	26	1
Simmons	2	17	8.5	12	0
McDougal	1	10	10.0	10	0
McKinney	1	5	5.0	5	0
<b>COLTS</b>	<b>349</b>	<b>4227</b>	<b>12.1</b>	<b>86t</b>	<b>27</b>
<b>OPPONENTS</b>	<b>311</b>	<b>3857</b>	<b>12.4</b>	<b>91t</b>	<b>30</b>

INTERCEPTIONS	NO.	YDS.	AVG.	LG	TD
Burris	3	69	23.0	30t	1
Macklin	3	15	5.0	11	0
Cota	2	21	10.5	12	0
Peterson	2	18	9.0	13	0
Harper	2	17	8.5	14	0
Phillips	1	18	18.0	18	0
Bashir	1	0	0.0	0	0
Walls	1	0	0.0	0	0
<b>COLTS</b>	<b>15</b>	<b>158</b>	<b>10.5</b>	<b>30t</b>	<b>1</b>
<b>OPPONENTS</b>	<b>23</b>	<b>545</b>	<b>23.7</b>	<b>78t</b>	<b>6</b>

PUNTING NO.	YDS.	AVG.	TB	IN20	LG	BLK.
Smith	68	3023	44.5	12	12	65
<b>COLTS</b>	<b>68</b>	<b>3023</b>	<b>44.5</b>	<b>12</b>	<b>12</b>	<b>65</b>
<b>OPPONENTS</b>	<b>67</b>	<b>2861</b>	<b>42.7</b>	<b>6</b>	<b>26</b>	<b>59</b>

PUNT RETURNS	NO.	FC	YDS.	AVG.	LG	TD
Wilkins	21	4	219	10.4	78t	1
Insley	7	8	71	10.1	33	0
Harper	1	0	0	0.0	0	0
<b>COLTS</b>	<b>29</b>	<b>12</b>	<b>290</b>	<b>10.0</b>	<b>78t</b>	<b>1</b>
<b>OPPONENTS</b>	<b>35</b>	<b>13</b>	<b>486</b>	<b>13.9</b>	<b>67</b>	<b>1</b>

KICKOFF RETURNS	NO.	YDS.	AVG.	LG	TD
Wilkins	44	1007	22.9	50	0
McDougal	16	362	22.6	40	0
Rhodes	14	366	26.4	88t	1
Finn	3	29	9.7	13	0
Simmons	2	27	13.5	15	0
Nwkorie	2	15	7.5	9	0
Insley	1	23	23.0	23	0
Pathon	1	13	13.0	13	0
Cota	1	0	0.0	0	0
<b>COLTS</b>	<b>84</b>	<b>1832</b>	<b>21.8</b>	<b>88t</b>	<b>1</b>
<b>OPPONENTS</b>	<b>87</b>	<b>2006</b>	<b>23.1</b>	<b>64</b>	<b>0</b>

**SACKS:** Colts 40.0; Opponents 30.0; Bratzke 8.5-48.5; Washington 8.0-28.5; Nwkorie 5.0-19.5; Sciofi 4.0-39.0; Johnson 3.5-38.5; Williams 3.0-21.0; Peterson 1.5-8.5; Thomas 1.5-7.5; Sword 1.0-24.0; Peter 1.0-8.0; Phillips 1.0-7.0; Morris 1.0-4.0; Bird 0.5-1.5; Macklin 0.5-1.5

### USUAL STARTERS PRO BOWLERS IN BOLDFACE

OFFENSE	DEFENSE
WR Reggie Wayne	LDE Brad Sciofi
LT Tarik Glenn	LDT Josh Williams
LG Steve McKinney	RDT Ellis Johnson
C Jeff Saturday	RDE Chad Bratzke
RG Larry Moore	LLB Marcus Washington
RT Adam Meadows	MLB Rob Morris
<b>TE Ken Dilger</b>	RLB Mike Peterson
<b>WR Marvin Harrison</b>	LCB Jeff Burris
QB Peyton Manning	RCB David Macklin
RB Dominic Rhodes	SS Chad Cota
TE Marcus Pollard	FS Idrees Bashir

PASSING	ATT.	COMP.	YDS.	PCT.	AVG./ATT.	TD	TD%	INT.	INT%	LG	SACKED	RATING
Manning	547	343	4131	62.7	7.55	26	4.8	23	4.2	86t	29/232	84.1
Rypien	9	5	57	55.6	6.33	0	0.0	0	0.0	21t	1/6	74.8
Dilger	1	1	39	100.0	39.00	1	100.0	0	0.0	39t	0/0	159.3
<b>COLTS</b>	<b>557</b>	<b>349</b>	<b>4227</b>	<b>62.7</b>	<b>7.59</b>	<b>27</b>	<b>4.8</b>	<b>23</b>	<b>4.1</b>	<b>86t</b>	<b>30/238</b>	<b>84.9</b>
<b>OPPONENTS</b>	<b>509</b>	<b>311</b>	<b>3857</b>	<b>61.1</b>	<b>7.58</b>	<b>30</b>	<b>5.9</b>	<b>15</b>	<b>2.9</b>	<b>91t</b>	<b>40/257</b>	<b>91.9</b>

# RECORDS



## 2002

**RECORD: 10-6 COACH: TONY DUNGY**  
**SECOND – AFC SOUTH DIVISION**

**HOME: 5-3 AWAY: 5-3**  
**DIV: 4-2 CONF: 8-4 NCONF: 2-2**

### PRESEASON (2-2)

DATE	RESULTS	OPPONENT	ATTENDANCE
8/10	W 28-10	@ Seattle	52,902
8/17	L 10-22	CINCINNATI	40,860
8/24	W 19-7	BUFFALO	41,406
8/30	L 21-25	@ New Orleans	67,247

### REGULAR SEASON (10-6)

DATE	RESULTS	OPPONENT	ATTENDANCE
9/8	W 28-25	@ Jacksonville	56,595
9/15	L 13-21	MIAMI	*56,650
9/22	W 23-3	@ Houston	69,204
10/6	W 28-21	CINCINNATI	*56,570
10/13	W 22-20	BALTIMORE	*56,174
10/21	L 10-28	@ Pittsburgh	62,800
10/27	L 21-26	@ Washington	80,169
11/3	L 15-23	TENNESSEE	*56,752
11/10	W 35-13	@ Philadelphia	65,660
11/17	W 20-3	DALLAS	*57,057
11/24	W 23-20	@ Denver	75,075
12/1	W 19-3	HOUSTON	*56,820
12/8	L 17-27	@ Tennessee	68,804
12/15	W 28-23	@ Cleveland	73,098
12/22	L 7-44	NEW YORK GIANTS	*56,579
12/29	W 20-13	JACKSONVILLE	*56,755
1/4	L 0-41	@ New York Jets	78,754

TEAM STATISTICS	COLTS	OPP
TOTAL FIRST DOWNS	324	279
Rushing	93	114
Passing	213	148
Penalty	18	17
3rd Down: M/A/Pct.	102/227 44.9	74/198 37.4
4th Down: M/A/Pct.	13/17 76.5	10/21 47.6
TOTAL NET YARDS	5616	4909
Avg. Per Game	351.0	306.8
Total Plays	1048	963
Avg. Per Play	5.4	5.1
NET YARDS RUSHING	1561	1992
Avg. Per Game	97.6	124.5
Total Rushes	434	459
NET YARDS PASSING	4055	2917
Avg. Per Game	253.4	182.3
Tackled/Yards Lost	23/145	36/243
Gross Yards	4200	3160
Att./Completions	591/392	468/288
Completion Pct.	66.3	61.5
Had Intercepted	19	10
PUNTS/AVERAGE	67/39.9	74/41.7
NET PUNTING AVG.	67/34.9	74/36.0
PENALTIES/YARDS	91/730	102/746
FUMBLES/BALL LOST	26/13	37/17
TOUCHDOWNS	40	36
Rushing	12	16
Passing	27	19
Defense/Kicking	1/0	1/0
TIME OF POSSESSION	30:52	29:08

SCORE BY PERIODS	1	2	3	4	OT	TOTAL
COLTS	55	75	59	157	3	349
OPPONENTS	83	94	64	72	0	319

SCORING	TDR	TDP	TDRT	PAT	FG	2P	S	TP
Vanderjagt				34-34	23-31			103
Harrison	11					1		68
Mungro	8							48
Pollard	6				1			38
Wayne	4							24
James	2	1				1		20
Ismail	3							18
Manning	2							12
Roberg	1							6
Washington			1					6
R. Williams	1							6
<b>COLTS</b>	<b>12</b>	<b>27</b>	<b>1</b>	<b>34-34</b>	<b>23-31</b>	<b>3</b>	<b>0</b>	<b>349</b>
<b>OPPONENTS</b>	<b>16</b>	<b>19</b>	<b>1</b>	<b>32-34</b>	<b>21-26</b>	<b>1</b>	<b>0</b>	<b>313</b>

2-Point: Colts 3-6, Opponents 1-2

FGS	1-19	20-29	30-39	40-49	50+	TOT.
Vanderjagt	1-1	7-8	6-7	6-12	3-3	23-31
<b>COLTS</b>	<b>1-1</b>	<b>7-8</b>	<b>6-7</b>	<b>6-12</b>	<b>3-3</b>	<b>23-31</b>
<b>OPP.</b>	<b>0-0</b>	<b>11-12</b>	<b>6-6</b>	<b>3-4</b>	<b>1-4</b>	<b>21-26</b>

Vanderjagt:	(33b)(25 23)(26 39 47 37)(1)
	(39 50 43 25 38)(48 41)(46)(48)
	(23 48 42 32)(41 54 51)(31 46)(44 44)
	(20 27)(19 27)
OPP.:	(52 27)(28)(54 24)(41 51)(48)
	(40 23 41 22)(38 34 39)(34 20)(21 52)(1)
	(34)(35 29)(29)(20)(32 23)

RUSHING	NO.	YDS.	AVG.	LG	TD
James	277	989	3.6	20	2
Mungro	97	336	3.5	49	8
Manning	38	148	3.9	13	2
R. Williams	11	35	3.2	10	0
Walters	2	33	16.5	17	0
Harrison	2	10	5.0	8	0
Finn	5	8	1.6	5	0
Denson	2	2	1.0	3	0
<b>COLTS</b>	<b>434</b>	<b>1561</b>	<b>3.6</b>	<b>49</b>	<b>12</b>
<b>OPPONENTS</b>	<b>459</b>	<b>1992</b>	<b>4.3</b>	<b>67</b>	<b>16</b>

RECEIVING	NO.	YDS.	AVG.	LG	TD
Harrison	143	1722	12.0	69	11
James	61	354	5.8	23	1
Wayne	49	716	14.6	49	4
Ismail	44	462	10.5	42t	3
Pollard	43	478	11.1	41t	6
Walters	18	207	11.5	27	0
Mungro	13	81	6.2	11	0
Davenport	8	70	8.8	22	0
Finn	6	31	5.2	12	0
Roberg	2	17	8.5	15	1
Wiggins	2	17	8.5	9	0
R. Williams	1	20	20.0	20t	1
D. Smith	1	14	14.0	14	0
Haddad	1	11	11.0	11	0
<b>COLTS</b>	<b>392</b>	<b>4200</b>	<b>10.7</b>	<b>69</b>	<b>27</b>
<b>OPPONENTS</b>	<b>288</b>	<b>3160</b>	<b>11.0</b>	<b>82t</b>	<b>19</b>

INTERCEPTIONS	NO.	YDS.	AVG.	LG	TD
Peterson	3	96	32.0	53	0
Bashir	2	4	2.0	4	0
Harris	2	0	0.0	0	0
Washington	1	40	40.0	40t	1
MacKlin	1	30	30.0	30	0
Gibson	1	0	0.0	0	0
<b>COLTS</b>	<b>10</b>	<b>170</b>	<b>17.0</b>	<b>53</b>	<b>1</b>
<b>OPPONENTS</b>	<b>19</b>	<b>225</b>	<b>11.8</b>	<b>46</b>	<b>0</b>

PUNTING NO.	YDS.	AVG.	TB	IN20	LG	BLK.
Smith	66	2672	40.5	9	26	69
<b>COLTS</b>	<b>67</b>	<b>2672</b>	<b>39.9</b>	<b>9</b>	<b>26</b>	<b>69</b>
<b>OPPONENTS</b>	<b>74</b>	<b>3083</b>	<b>41.7</b>	<b>7</b>	<b>23</b>	<b>64</b>

PUNT RETURNS	NO.	FC	YDS.	AVG.	LG	TD
Walters	35	15	270	7.7	34	0
Walker	2	0	6	3.0	5	0
Crosby	0	0	6	0.0	6	0
Haddad	0	1	0	0.0	0	0
<b>COLTS</b>	<b>37</b>	<b>16</b>	<b>282</b>	<b>7.6</b>	<b>34</b>	<b>0</b>
<b>OPPONENTS</b>	<b>27</b>	<b>17</b>	<b>156</b>	<b>5.8</b>	<b>53</b>	<b>0</b>

KICKOFF RETURNS	NO.	YDS.	AVG.	LG	TD
Walters	53	1150	21.7	44	0
Walker	3	50	16.7	28	0
Denson	2	38	19.0	20	0
Haddad	2	19	9.5	14	0
R. Williams	2	35	17.5	21	0
Doering	1	2	2.0	2	0
D. Smith	1	16	16.0	16	0
<b>COLTS</b>	<b>64</b>	<b>1310</b>	<b>20.5</b>	<b>44</b>	<b>0</b>
<b>OPPONENTS</b>	<b>74</b>	<b>1515</b>	<b>20.5</b>	<b>67</b>	<b>0</b>

**SACKS:** Colts 36.0, Opponents 23.0; Freeney 13.0-92; Sciolli 7.0-41; Bratzke 6.0-41; Morris 3.0-23; Washington 2.0-13; Brock 1.0-9; Cannida 1.0-5; Gibson 1.0-11; Mallard 1.0-7; J. Williams 1.0-1

### USUAL STARTERS PRO BOWLERS IN BOLDFACE

OFFENSE	DEFENSE
WR Qadry Ismail	LDE Chad Bratzke
LT Tank Glenn	LDT Brad Sciolli
LG Rick DeMulling	ROT Larry Trippliet
C Jeff Saturday	RDE Dwight Freeney
RG Ryan Diem	LLB Mike Peterson
RT Adam Meadows	MLB Rob Morris
TE Marcus Pollard	RCB Marcus Washington
<b>WR Marvin Harrison</b>	LCB Walt Harris
<b>QB Peyton Manning</b>	RCB David MacKlin
RB Edgerrin James	SS David Gibson
TE Joe Dean Davenport	FS Idrees Bashir
WR Reggie Wayne	

PASSING	ATT.	COMP.	YDS.	PCT.	AVG./ATT.	TD	TD%	INT.	INT%	LG	SACKED	RATING
Manning	591	392	4200	66.3	7.11	27	4.6	19	3.2	69t	23/145	88.8
<b>COLTS</b>	<b>591</b>	<b>392</b>	<b>4200</b>	<b>66.3</b>	<b>7.11</b>	<b>27</b>	<b>4.6</b>	<b>19</b>	<b>3.2</b>	<b>69t</b>	<b>23/145</b>	<b>88.8</b>
<b>OPPONENTS</b>	<b>468</b>	<b>288</b>	<b>3160</b>	<b>61.5</b>	<b>6.75</b>	<b>19</b>	<b>4.1</b>	<b>10</b>	<b>2.1</b>	<b>82t</b>	<b>36/243</b>	<b>86.1</b>



# RECORDS



## 2003

**RECORD: 12-4 COACH: TONY DUNGY**  
**FIRST – AFC SOUTH DIVISION**  
**HOME: 5-3 ROAD: 7-1**  
**DIV: 5-1 CONF: 9-3 NCONF: 3-1**

PRESEASON (3-1)			
DATE	RESULTS	OPPONENT	ATTENDANCE
8/9	L 18-20	@ Chicago	52,634
8/15	W 21-7	SEATTLE	37,469
8/25	W 28-23	@ Denver	72,510
8/29	W 21-20	CINCINNATI	38,534

REGULAR SEASON (12-4)			
DATE	RESULTS	OPPONENT	ATTENDANCE
<b>*Sellout</b>			
9/7	W 9-6	@ Cleveland	73,358
9/14	W 33-7	TENNESSEE	*56,999
9/21	W 23-13	JACKSONVILLE	55,770
9/28	W 55-21	@ New Orleans	70,020
10/6	W 38-35 OT	@ Tampa Bay	65,647
10/12	L 20-23 OT	CAROLINA	*57,082
10/26	W 30-21	HOUSTON	*56,132
11/2	W 23-17	@ Miami	73,258
11/9	L 23-28	@ Jacksonville	45,037
11/16	W 38-31	NEW YORK JETS	*56,801
11/23	W 17-14	@ Buffalo	73,004
11/30	L 34-38	NEW ENGLAND	*57,102
12/7	W 28-7	@ Tennessee	68,809
12/14	W 39-27	ATLANTA	*57,103
12/21	L 17-31	DENVER	*57,149
12/28	W 20-17	@ Houston	70,680
1/4	W 41-10	DENVER	*56,586
1/11	W 38-31	@ Kansas City	79,159
1/18	L 14-24	@ New England	68,436

TEAM STATISTICS		COLTS	OPP
TOTAL FIRST DOWNS		348	279
Rushing		104	117
Passing		212	138
Penalty		32	24
3rd Down: M/A/Pct.	91/217 41.9	72/188 38.3	
4th Down: M/A/Pct.	11/17 64.7	6/11 54.5	
TOTAL NET YARDS		5874	4789
Avg. Per Game		367.1	299.3
Total Plays		1041	913
Avg. Per Play		5.6	5.2
NET YARDS RUSHING		1695	1980
Avg. Per Game		105.9	123.8
Total Rushes		453	437
NET YARDS PASSING		4179	2809
Avg. Per Game		261.2	175.6
Tackled/Yards Lost		19/110	31/225
Gross Yards		4289	3034
Att./Completions		569/381	445/277
Completion Pct.		67.0	62.2
Had Intercepted		10	15
PUNTS/AVERAGE		64/41.3	74/42.1
NET PUNTING AVG.		64/35.4	74/37.8
PENALTIES/YARDS		92/662	123/1005
FUMBLES/BALL LOST		25/10	30/15
TOUCHDOWNS		48	41
Rushing		16	19
Passing		29	18
Defense/Kicking		3/0	2/2
TIME OF POSSESSION		30:54	29:06

SCORE BY PERIODS	1	2	3	4	OT	TOTAL
COLTS	61	135	130	118	3	447
OPPONENTS	75	89	83	86	3	336

PASSING	ATT.	COMP.	YDS.	PCT.	AVG./ATT.	TD	TD%
Manning	566	379	4267	67.0	7.54	29	5.1
Huard	3	2	22	66.7	7.33	0	0.0
<b>COLTS</b>	<b>569</b>	<b>381</b>	<b>4289</b>	<b>67.0</b>	<b>7.54</b>	<b>29</b>	<b>5.1</b>
<b>OPPONENTS</b>	<b>445</b>	<b>277</b>	<b>3034</b>	<b>62.2</b>	<b>6.82</b>	<b>18</b>	<b>4.0</b>

SCORING	TDR	TDP	TDRT	PAT	FG	2P	S	TP
Vanderjagt					46-46	37-37		157
James	11							66
Harrison		10						60
Wayne		7						42
Pollard		3						18
Stokley		3						18
Walters		3						18
R. Williams	2	1						18
Mungro	2	1				1	14	6
Brackett			1					6
Clark			1					6
Freaney			1					6
Harper			1					6
Rhodes			1					6
H. Smith			1					6
<b>COLTS</b>	<b>16</b>	<b>29</b>	<b>3</b>	<b>46-46</b>	<b>37-37</b>	<b>1</b>	<b>0</b>	<b>447</b>
<b>OPPONENTS</b>	<b>19</b>	<b>18</b>	<b>4</b>	<b>38-38</b>	<b>16-21</b>	<b>0</b>	<b>0</b>	<b>336</b>

**2-Point:** Colts 1-2, Opponents 2-3

FGS	1-19	20-29	30-39	40-49	50+	TOT.
Vanderjagt	0-0	17-17	7-7	12-12	1-1	37-37
<b>COLTS</b>	<b>0-0</b>	<b>17-17</b>	<b>7-7</b>	<b>12-12</b>	<b>1-1</b>	<b>37-37</b>
<b>OPP.</b>	<b>1-1</b>	<b>5-5</b>	<b>3-3</b>	<b>7-10</b>	<b>0-2</b>	<b>16-21</b>

Vanderjagt:	(22,46,45)	(29,41,23,48)	(46,36,29)
	(41,42)	(29,39,22)	(31,29,22)
	(50,44,25)	(27,26,27)	(31,24)
	(40,29)		
	(21,35,36,23,26)	(43)	(40)
	(39,43)		
	(19,20)	(46,49,41,37)	(38,43)
	(60,62b)		
	(29,23,47)	(23)	(43)
	(43)	(40)	(40)
	(24)	(36)	

RUSHING	NO.	YDS.	AVG.	LG	TD
James	310	1259	4.1	43	11
Rhodes	37	157	4.2	25	0
R. Williams	48	155	3.2	19	2
Mungro	24	60	2.5	9	2
Manning	28	26	0.9	10	0
H. Smith	1	21	21.0	21t	1
Huard	3	8	2.7	9	0
Walters	1	6	6.0	6	0
Harrison	1	3	3.0	3	0
<b>COLTS</b>	<b>453</b>	<b>1695</b>	<b>3.7</b>	<b>43</b>	<b>16</b>
<b>OPPONENTS</b>	<b>437</b>	<b>1980</b>	<b>4.5</b>	<b>42</b>	<b>19</b>

RECEIVING	NO.	YDS.	AVG.	LG	TD
Harrison	94	1272	13.5	79t	10
Wayne	68	838	12.3	57t	7
James	51	292	5.7	17	0
Pollard	40	541	13.5	70	3
Walters	36	456	12.7	46t	3
Clark	29	340	11.7	42	1
Stokley	22	211	9.6	37t	3
R. Williams	22	157	7.1	17t	1
Moorehead	7	101	14.4	35	0
Rhodes	6	62	10.3	27	1
Davenport	3	23	7.7	9	0
Pyatt	1	2	2.0	2	0
Manning	1	-2	-2.0	-2	0
Mungro	1	-4	-4.0	-4	0
<b>COLTS</b>	<b>381</b>	<b>4289</b>	<b>11.3</b>	<b>79t</b>	<b>29</b>
<b>OPPONENTS</b>	<b>277</b>	<b>3034</b>	<b>11.0</b>	<b>74t</b>	<b>18</b>

INTERCEPTIONS	NO.	YDS.	AVG.	LG	TD
Harper	4	121	30.3	75t	1
Strickland	2	43	21.5	24	0
Nelson	2	22	11.0	12	0
Bashir	2	9	4.5	9	0
Thornton	2	3	1.5	2	0
Brackett	1	31	31.0	31t	1
Doss	1	15	15.0	15	0
Macklin	1	0	0.0	0	0
<b>COLTS</b>	<b>15</b>	<b>244</b>	<b>16.3</b>	<b>75t</b>	<b>2</b>
<b>OPPONENTS</b>	<b>10</b>	<b>125</b>	<b>12.5</b>	<b>41</b>	<b>1</b>

PUNTING NO.	YDS.	AVG.	TB	IN20	LG	BLK.
Smith	62	2617	42.2	3	20	55
Vanderjagt	1	29	29.0	0	1	29
<b>COLTS</b>	<b>63</b>	<b>2646</b>	<b>41.3</b>	<b>3</b>	<b>21</b>	<b>55</b>
<b>OPPONENTS</b>	<b>74</b>	<b>3115</b>	<b>42.1</b>	<b>4</b>	<b>32</b>	<b>64</b>

PUNT RETURNS	NO.	FC	YDS.	AVG.	LG	TD
Pyatt	12	8	110	9.2	21	0
Walters	11	7	105	9.5	26	0
Wilkins	7	0	25	3.6	16	0
Macklin	1	1	0	0.0	0	0
Harrison	0	1	0	0.0	0	0
<b>COLTS</b>	<b>31</b>	<b>16</b>	<b>240</b>	<b>7.7</b>	<b>26</b>	<b>0</b>
<b>OPPONENTS</b>	<b>32</b>	<b>15</b>	<b>319</b>	<b>10.0</b>	<b>36</b>	<b>0</b>

KICKOFF RETURNS	NO.	YDS.	AVG.	LG	TD
Pyatt	19	544	28.6	90	0
Rhodes	16	411	25.7	49	0
Wilkins	14	325	23.2	42	0
Walters	6	126	21.0	34	0
R. Williams	4	67	16.8	23	0
Mungro	2	7	3.5	5	0
D. Smith	1	15	15.0	15	0
Pollard	1	9	9.0	9	0
Allen	1	6	6.0	6	0
<b>COLTS</b>	<b>64</b>	<b>1510</b>	<b>23.6</b>	<b>90</b>	<b>0</b>
<b>OPPONENTS</b>	<b>93</b>	<b>1999</b>	<b>21.5</b>	<b>92t</b>	<b>2</b>

**SACKS:** Colts 31.0, Opponents 19.0; Freaney 11.0-89; Washington 6.0-41; Mathis 3.5-30; Bratzke 3.0-14; Brock 2.0-8; Team 1.0-12; J. Williams 1.0-11; Brackett 1.0-9; Triplett 1.0-6.5; Thornton 1.0-2; Reagar 0.5-2.5

USUAL STARTERS			
PRO BOWLERS IN BOLDFACE			
OFFENSE		DEFENSE	
WR	Reggie Wayne	LDE	Raheem Brock
LT	Tarik Glenn	LDT	Larry Triplett
LG	Rick DeMulling	RDT	Montae Reagar
C	Jeff Saturday	<b>RDE</b>	<b>Dwight Freaney</b>
RG	Steve Scaillio	LLB	Marcus Washington
RT	Ryan Diem	MLB	Rob Morris
TE	Marcus Pollard	RLB	David Thornton
<b>WR</b>	<b>Marvin Harrison</b>	LCB	Walt Harris
<b>QB</b>	<b>Payton Manning</b>	RCB	Nick Harper
RB	Edgerrin James	SS	Mike Doss
TE	Dallas Clark	FS	Idrees Bashir
<b>K</b>	<b>Mike Vanderjagt</b>		

INT.	INT%	LG	SACKED	RATING
10	1.8	79t	18/107	99.0
0	0.0	13	1/3	88.2
<b>0</b>	<b>1.8</b>	<b>79t</b>	<b>19/110</b>	<b>99.0</b>
<b>15</b>	<b>3.4</b>	<b>74t</b>	<b>31/225</b>	<b>81.8</b>

# RECORDS



## 2004

**RECORD: 12-4 COACH: TONY DUNGY**  
**FIRST – AFC SOUTH DIVISION**  
**HOME: 7-1 ROAD: 5-3**  
**DIV: 5-1 CONF: 8-4 NCONF: 4-0**

PRESEASON (2-2)			
DATE	RESULTS	OPPONENT	ATTENDANCE
8/14	W 21-17	@ San Diego	33,281
8/21	L 7-31	NY JETS	44,834
8/28	W 30-17	BUFFALO	56,356
9/3	L 13-16	@ Cincinnati	53,567

REGULAR SEASON (12-4)			
DATE	RESULTS	OPPONENT	ATTENDANCE
9/9	L 24-27	@ New England	68,756
9/19	W 31-17	@ Tennessee	68,932
9/26	W 45-31	GREEN BAY	*57,280
10/3	W 24-17	@ Jacksonville	73,114
10/10	W 35-14	OAKLAND	*57,230
10/24	L 24-27	JACKSONVILLE	*56,615
10/31	L 35-45	@ Kansas City	78,312
11/8	W 31-28	MINNESOTA	*57,307
11/14	W 49-14	HOUSTON	*56,511
11/21	W 41-10	@ Chicago	61,908
11/25	W 41-9	@ Detroit	63,107
12/5	W 51-24	TENNESSEE	*57,278
12/12	W 23-14	@ Houston	70,762
12/19	W 20-10	BALTIMORE	*57,240
12/26	W 34-31 OT	SAN DIEGO	*57,330
1/2	L 14-23	@ Denver	75,149
1/9	W 49-24	DENVER	*56,609
1/16	L 3-20	@ New England	68,756

TEAM STATISTICS	COLTS	OPP
TOTAL FIRST DOWNS	379	331
Rushing	94	103
Passing	238	209
Penalty	47	19
3rd Down: M/A/Pct.	70/164 42.7	91/217 41.9
4th Down: M/A/Pct.	4/7 57.1	9/28 32.1
TOTAL NET YARDS	6475	5929
Avg. Per Game	404.7	370.6
Total Plays	968	1042
Avg. Per Play	6.7	5.7
NET YARDS RUSHING	1852	2037
Avg. Per Game	115.8	127.3
Total Rushes	427	440
NET YARDS PASSING	4623	3892
Avg. Per Game	288.9	243.3
Tackled/Yards Lost	14/109	45/340
Gross Yards	4732	4232
Att./Completions	527/353	557/364
Completion Pct.	67.0	65.4
Had Intercepted	10	19
PUNTS/AVERAGE	54/45.2	52/42.7
NET PUNTING AVG.	54/36.8	52/37.9
PENALTIES/YARDS	106/801	116/877
FUMBLES/BALL LOST	19/7	36/17
TOUCHDOWNS	66	39
Rushing	10	12
Passing	51	26
Defense/Kicking	3/2	0/1
TIME OF POSSESSION	28:40	31:20

SCORE BY PERIODS	1	2	3	4	OT	TOTAL
COLTS	120	157	118	124	3	522
OPPONENTS	78	102	73	98	0	351

SCORING TDR	TDP	TDRT	PAT	FG	2P	S	TP
Vanderjagt				59-60	20-25		119
Harrison	15						90
Wayne	12						72
Stokley	10						60
James	9						56
Pollard	6						36
Clark	5						30
Mungro	3						18
Rhodes	1	1					12
David		1					6
Hutchins		1					6
Morris		1					6
Sanders		1					6
Bryant			5-5	0-1			5
<b>COLTS</b>	<b>10</b>	<b>51</b>	<b>5</b>	<b>64-65</b>	<b>20-26</b>	<b>1</b>	<b>0 522</b>
<b>OPPONENTS</b>	<b>12</b>	<b>26</b>	<b>1</b>	<b>36-36</b>	<b>25-31</b>	<b>3</b>	<b>0 351</b>

2-Point: Colts 1-1, Opponents 3-3

FGS	1-19	20-29	30-39	40-49	50+	TOT.
Vanderjagt	0-0	6-6	9-11	5-7	0-1	20-25
Bryant	0-0	0-0	0-0	0-1	0-0	0-1
<b>COLTS</b>	<b>0-0</b>	<b>6-6</b>	<b>9-11</b>	<b>5-8</b>	<b>0-1</b>	<b>20-26</b>
<b>OPP.</b>	<b>0-0</b>	<b>6-6</b>	<b>7-9</b>	<b>9-11</b>	<b>3-5</b>	<b>25-31</b>

Vanderjagt:	(32,48)	(28)	(45)	(46)	(34)	(54)	(35)	(39)
	(34,20)	(47)	37	(30)	43	44		
	(24,33,33)	36	26	23	47	30		

Bryant:	(32,43)	(39)	(38)	(52)	(35)	(48)	(42)	(22)
<b>OPP.:</b>	(26,32,26,53)	(32)	(42,23)	(55)	(51)			
	(20,34,48,32)	(45,43b)	(42,31b)	(50)				
	(45,23,40,40)							

RUSHING	NO.	YDS.	AVG.	LG	TD
James	334	1548	4.6	40	9
Rhodes	53	254	4.8	55	1
Manning	25	38	1.5	19	0
Mungro	5	19	3.8	8	0
Smith	1	2	2.0	2	0
Wayne	1	-4	-4.0	-4	0
Sorgi	8	-5	-0.6	2	0
<b>COLTS</b>	<b>427</b>	<b>1852</b>	<b>4.3</b>	<b>55</b>	<b>10</b>
<b>OPPONENTS</b>	<b>440</b>	<b>2037</b>	<b>4.6</b>	<b>47</b>	<b>12</b>

RECEIVING	NO.	YDS.	AVG.	LG	TD
Harrison	86	1113	12.9	59	15
Wayne	77	1210	15.7	71t	12
Stokley	68	1077	15.8	69t	10
James	51	483	9.5	56	0
Pollard	29	309	10.7	31	6
Clark	25	423	16.9	80t	5
Mungro	7	36	5.1	16	3
Hartscock	4	33	8.3	17	0
Rhodes	2	24	12.0	20	0
Pyatt	2	12	6.0	7	0
Moorehead	1	7	7.0	7	0
Walters	1	5	5.0	5	0
<b>COLTS</b>	<b>353</b>	<b>4732</b>	<b>13.4</b>	<b>80t</b>	<b>51</b>
<b>OPPONENTS</b>	<b>364</b>	<b>4232</b>	<b>11.6</b>	<b>79t</b>	<b>26</b>

INTERCEPTIONS	NO.	YDS.	AVG.	LG	TD
David	4	36	9.0	34t	1
Harper	3	12	4.0	12	0
June	2	71	35.5	71	0
Doss	2	32	16.0	32	0
Brackett	2	2	1.0	2	0
Hutchins	1	77	77.0	77t	1
Morris	1	17	17.0	17	0
Thornton	1	5	5.0	5	0
Bacon	1	0	0.0	0	0
Jefferson	1	0	0.0	0	0
Nelson	1	0	0.0	0	0
<b>COLTS</b>	<b>19</b>	<b>252</b>	<b>13.3</b>	<b>77t</b>	<b>2</b>
<b>OPPONENTS</b>	<b>10</b>	<b>191</b>	<b>19.1</b>	<b>65</b>	<b>0</b>

PUNTING NO.	YDS.	AVG.	TB	IN20	LG	BLK.
Smith	54	2443	45.2	3	21	62
<b>COLTS</b>	<b>54</b>	<b>2443</b>	<b>45.2</b>	<b>3</b>	<b>21</b>	<b>62</b>
<b>OPPONENTS</b>	<b>52</b>	<b>2220</b>	<b>42.7</b>	<b>4</b>	<b>16</b>	<b>64</b>

PUNT RETURNS	NO.	FC	YDS.	AVG.	LG	TD
David	8	4	50	6.3	13	0
Pyatt	8	5	47	5.9	13	0
Walters	7	6	40	5.7	14	0
Moorehead	1	0	34	34.0	34	0
<b>COLTS</b>	<b>24</b>	<b>15</b>	<b>171</b>	<b>7.1</b>	<b>34</b>	<b>0</b>
<b>OPPONENTS</b>	<b>29</b>	<b>13</b>	<b>395</b>	<b>13.6</b>	<b>91t</b>	<b>1</b>

KICKOFF RETURNS	NO.	YDS.	AVG.	LG	TD
Rhodes	48	1188	24.8	88t	1
Pyatt	10	230	23.0	32	0
Mungro	7	111	15.9	24	0
Walters	1	16	16.0	16	0
Peko	0	0	0.0	0	0
<b>COLTS</b>	<b>66</b>	<b>1545</b>	<b>23.4</b>	<b>88t</b>	<b>1</b>
<b>OPPONENTS</b>	<b>92</b>	<b>1960</b>	<b>21.3</b>	<b>71</b>	<b>0</b>

**SACKS:** Colts 45.0, Opponents 14.0; Freeney 16.0-12.0; Mathis 10.5-9.0; Brock 6.5-4.8; Reagar 5.0-2.4; Morris 3.0-1.8; Scioli 2.0-3.2; Thomas 1.0-6; Doss 1.0-2

### USUAL STARTERS

#### PRO BOWLERS IN BOLDFACE

OFFENSE	DEFENSE
WR Reggie Wayne	LDE Raheem Brock
<b>LT Tarik Glenn</b>	LDT Montae Reagor
LG Rick DetMulling	RDT Josh Williams
C Jeff Saturday	<b>RDE Dwight Freeney</b>
RG Jake Scott/Tupe Peko	LLB David Thornton
RT Ryan Diem	MLB Rob Morris
TE Marcus Pollard	RCB Cato June
<b>WR Marvin Harrison</b>	LCB Nick Harper
<b>QB Peyton Manning</b>	RCB Jason David
<b>RB Edgerrin James</b>	SS Mike Doss
TE Dallas Clark	FS Idreess Bashir

PASSING	ATT.	COMP.	YDS.	PCT.	AVG./ATT.	TD	TD%	INT.	INT%	LG	SACKED	RATING
Manning	497	336	4557	67.6	9.17	49	9.9	10	2.0	80t	13/101	121.1
Sorgi	29	17	175	58.6	6.03	2	6.9	0	0.0	71t	1/8	99.1
Saturday	1	0	0	0.0	0.00	0	0.0	0	0.0	0	0/0	39.6
<b>COLTS</b>	<b>527</b>	<b>353</b>	<b>4732</b>	<b>67.0</b>	<b>8.98</b>	<b>51</b>	<b>9.7</b>	<b>10</b>	<b>1.9</b>	<b>80t</b>	<b>14/109</b>	<b>119.7</b>
<b>OPPONENTS</b>	<b>557</b>	<b>364</b>	<b>4232</b>	<b>65.4</b>	<b>7.60</b>	<b>26</b>	<b>4.7</b>	<b>19</b>	<b>3.4</b>	<b>79t</b>	<b>45/340</b>	<b>89.5</b>

# RECORDS



## 2005

RECORD: 14-2 COACH: TONY DUNGY  
FIRST – AFC SOUTH DIVISION

HOME: 7-1 ROAD: 7-1

DIV: 6-0 CONF: 11-1 NCONF: 3-1

PRESEASON (0-5)				
DATE	RESULTS	OPPONENT	ATTENDANCE	
8/6	L 21-27	@ Atlanta	45,203	
8/13	L 10-17	BUFFALO	56,045	
8/20	L 17-24	CHICAGO	52,704	
8/27	L 24-37	@ Denver	74,152	
9/2	L 0-38	@ Cincinnati	59,780	

REGULAR SEASON (14-2)				
*Sellout				
DATE	RESULTS	OPPONENT	ATTENDANCE	
9/11	W 24-7	@ Baltimore	70,501	
9/18	W 10-3	JACKSONVILLE	*56,460	
9/25	W 13-6	CLEVELAND	*57,127	
10/2	W 31-10	@ Tennessee	69,149	
10/9	W 28-3	@ San Francisco	68,048	
10/17	W 45-28	ST. LOUIS	*57,307	
10/23	W 38-20	@ Houston	70,621	
11/7	W 40-21	@ New England	68,756	
11/13	W 31-17	HOUSTON	*57,209	
11/20	W 45-37	@ Cincinnati	65,995	
11/28	W 26-7	PITTSBURGH	*57,442	
12/4	W 35-3	TENNESSEE	*57,228	
12/11	W 26-18	@ Jacksonville	67,164	
12/18	L 17-26	SAN DIEGO	*57,389	
12/24	L 13-28	@ Seattle	67,855	
1/1	W 17-13	ARIZONA	*57,211	
1/5	L 18-21	PITTSBURGH	*57,449	

TEAM STATISTICS		COLTS	OPP
TOTAL FIRST DOWNS		363	269
Rushing		116	91
Passing		217	163
Penalty		30	15
3rd Down: M/A/Pct.	91/187 48.7	76/207 36.7	
4th Down: M/A/Pct.	8/13 61.5	14/24 58.3	
TOTAL NET YARDS		5799	4913
Avg. Per Game		362.4	307.1
Total Plays		1000	953
Avg. Per Play		5.8	5.2
NET YARDS RUSHING		1703	1762
Avg. Per Game		106.4	110.1
Total Rushes		465	398
NET YARDS PASSING		4096	3151
Avg. Per Game		256.0	196.9
Tackled/Yards Lost		20/95	46/318
Gross Yards		4191	3469
Att./Completions		515/347	509/343
Completion Pct.		67.4	67.4
Had Intercepted		11	18
POINTS/AVERAGE		52/44.3	67/41.7
NET PUNTING AVG.		52/37.1	67/36.9
PENALTIES/YARDS		94/690	119/857
FUMBLES/BALL LOST		14/8	32/13
TOUCHDOWNS		53	27
Rushing		18	9
Passing		31	17
Defense/Kicking		4/0	0/1
TIME OF POSSESSION		30:22	29:38

SCORE BY PERIODS	1	2	3	4	OT	TOTAL
COLTS	90	122	119	108	0	439
OPPONENTS	61	63	47	76	0	247

SCORING TDR	TDP	TDRT	PAT	FG	2P	S	TP
Vanderjagt				52-52	23-25		121
James	13	1					84
Harrison		12					72
Wayne		5					30
Clark		4					24
Rhodes	4						24
Fletcher		3					18
Walters		3					18
June			2				12
Utecht		2					12
Carthon	1						6
Reagar			1				6
Stokley		1					6
Tripplett		1					6
Rayner				0-1			0
COLTS	18	31	4	52-52	23-26	0	439
OPPONENTS	9	17	1	24-24	19-27	2	247

**2-Point:** Colts 0-1, Opponents 2-3

FGS	1-19	20-29	30-39	40-49	50+	TOT.
Vanderjagt	1-1	9-9	6-7	7-8	0-1	23-26
Rayner	0-0	0-0	0-0	0-0	0-1	0-1
COLTS	1-1	9-9	6-7	7-8	0-1	23-26
OPP.	0-0	8-8	3-5	8-12	0-2	19-27

Vanderjagt:	(20/41)	(20/23)	(0/48)	(22/36)
	(35/20)	(45/19)	(29/48)	(44/28)
	(40/34)	(38/46)	(32/24)	(31/32)
Rayner:	(0/0)	(0/0)	(0/0)	(0/0)
OPP:	(38/47)	(45/42)	(28/40)	(22/34)
	(29/49)	(1/24)	(43/41)	(44/41)
	(27/36)	(20/48)	(9/57)	(28/42)

RUSHING	NO.	YDS.	AVG.	LG	TD
James	360	1506	4.2	33	13
Rhodes	40	118	3.0	24	4
Manning	33	45	1.4	12	0
Carthon	13	18	1.4	7	1
Mungro	7	15	2.1	7	0
Sorgi	12	1	0.1	6	0
COLTS	465	1703	3.7	33	18
OPPONENTS	398	1762	4.4	83t	9

RECEIVING	NO.	YDS.	AVG.	LG	TD
Wayne	83	1055	12.7	66t	5
Harrison	82	1146	14.0	80t	12
James	44	337	7.7	20	1
Stokley	41	543	13.2	45	1
Clark	37	488	13.2	56	4
Fletcher	18	202	11.2	23	3
Walters	14	152	10.9	39	3
Rhodes	12	88	7.3	15	0
Moorehead	7	75	10.7	24	0
Utecht	3	59	19.7	26t	2
Mungro	3	28	9.3	17	0
Hartssock	2	8	4.0	7	0
Carthon	1	10	10.0	10	0
COLTS	347	4191	12.1	80t	31
OPPONENTS	343	3469	10.1	68t	17

INTERCEPTIONS	NO.	YDS.	AVG.	LG	TD
June	5	115	23.0	36	2
Brackett	3	50	16.7	31	0
Harper	3	41	13.7	21	0
David	2	13	6.5	13	0
Doss	2	8	4.0	8	0
Gardner	1	16	16.0	16	0
Jackson	1	16	16.0	16	0
Sanders	1	0	0.0	0	0
COLTS	18	259	14.4	36	2
OPPONENTS	11	136	12.4	36	0

PUNTING NO.	YDS.	AVG.	TB	IN20	LG	BLK.
Smith	52	2301	44.3	5	23	58
COLTS	52	2301	44.3	5	23	58
OPPONENTS	67	2791	41.7	7	17	62

PUNT RETURNS	NO.	FC	YDS.	AVG.	LG	TD
Walters	21	25	172	8.2	29	0
Harrison	1	0	10	10.0	10	0
David	1	0	0	0.0	0	0
Jackson	1	0	0	0.0	0	0
COLTS	24	25	182	7.6	29	0
OPPONENTS	25	15	272	10.9	29	0

KICKOFF RETURNS	NO.	YDS.	AVG.	LG	TD
Rhodes	41	855	20.9	39	0
Carthon	5	92	18.4	25	0
Mungro	2	39	19.5	22	0
Jefferson	1	11	11.0	11	0
Walters	1	13	13.0	13	0
Utecht	1	7	7.0	7	0
COLTS	51	1017	19.9	39	0
OPPONENTS	89	1978	22.2	89t	1

**SACKS:** Colts 46.0, Opponents 20.0; Mathis 11.5-11.0; Freeney 11.0-71.5; Brock 6.5-52.5; Reagar 5.5-21; Tripplett 4.0-26; Thomas 3.0-23 Thornton 2.0-7; Brackett 1.0-0; Gardner 1.0-5; Labinjo 0.5-2

### USUAL STARTERS

#### PRO BOWLERS IN BOLDFACE

OFFENSE		DEFENSE	
WR	Reggie Wayne	LDE	Raheem Brock
LT	<b>Tarik Glenn</b>	LDT	Corey Simon
LG	Ryan Lijia	RDT	Montae Reagar
C	<b>Jeff Saturday</b>	<b>RDE</b>	<b>Dwight Freeney</b>
RG	Jake Scott	LLB	David Thornton
RT	Ryan Diem	MLB	Gary Brackett
TE	Dallas Clark	<b>RLB</b>	<b>Cato June</b>
WR	<b>Marvin Harrison</b>	LCB	Nick Harper
QB	<b>Peyton Manning</b>	RCB	Jason David
RB	<b>Eddie James</b>	SS	Mike Doss
TE	Bryan Fletcher	<b>FS</b>	<b>Bob Sanders</b>

PASSING	ATT.	COMP.	YDS.	PCT.	AVG./ATT.	TD	TD%	INT.	INT%	LG	SACKED	RATING
Manning	453	305	3747	67.3	8.27	28	6.2	10	2.2	80t	17/81	104.1
Sorgi	61	42	444	68.9	7.28	3	4.9	1	1.6	45	3/14	99.4
Smith	1	0	0	0.0	0.00	0	0.0	0	0.0	0	0/0	39.6
COLTS	515	347	4191	67.4	8.14	31	6.0	11	2.1	80t	20/95	103.3
OPPONENTS	509	343	3469	67.4	6.82	17	3.3	18	3.5	68t	46/318	83.0

# RECORDS



## 2006

### WORLD CHAMPIONS

#### RECORD: 12-4 COACH: TONY DUNGY

#### FIRST – AFC SOUTH DIVISION

#### HOME: 8-0 ROAD: 4-4

#### DIV: 3-3 CONF: 9-3 NCONF: 3-1

PRESEASON (1-3)			
DATE	RESULTS	OPPONENT	ATTENDANCE
8/10	L 17-19	@ St. Louis	60,620
8/20	L 17-30	SEATTLE	56,596
8/26	W 27-14	@ New Orleans	58,228
9/1	L 3-20	CINCINNATI	56,512

REGULAR SEASON (12-4)			
*Sellout			
DATE	RESULTS	OPPONENT	ATTENDANCE
9/10	W 26-21	@ New York Giants	78,622
9/17	W 43-24	HOUSTON	*56,614
9/24	W 21-14	JACKSONVILLE	*57,041
10/1	W 31-28	@ New York Jets	77,190
10/8	W 14-13	TENNESSEE	*57,021
10/22	W 36-22	WASHINGTON	*57,274
10/29	W 34-31	@ Denver	76,767
11/5	W 27-20	@ New England	68,756
11/12	W 17-16	BUFFALO	*57,306
11/19	L 14-21	@ Dallas	63,706
11/26	W 45-21	PHILADELPHIA	*57,296
12/3	L 17-20	@ Tennessee	69,143
12/10	L 17-44	@ Jacksonville	67,164
12/18	W 34-16	CINCINNATI	*57,232
12/24	L 24-27	@ Houston	70,132
12/31	W 27-22	MIAMI	*57,310
1/6	W 23-8	KANSAS CITY	*57,215
1/13	W 15-6	@ Baltimore	71,162
1/21	W 38-34	NEW ENGLAND	*57,433
2/4	W 29-17	Chicago (at Miami)	74,512

TEAM STATISTICS		COLTS	OPP
TOTAL FIRST DOWNS			
		376	325
Rushing		112	150
Passing		241	150
Penalty		23	25
3rd Down: M/A/Pct.105/187 56.1			
4th Down: M/A/Pct. 0/4 0.0			
TOTAL NET YARDS			
		6070	5316
Avg. Per Game		379.4	332.3
Total Plays		1011	959
Avg. Per Play		6.0	5.5
NET YARDS RUSHING			
		1762	2768
Avg. Per Game		110.1	173.0
Total Rushes		439	519
NET YARDS PASSING			
		4308	2548
Avg. Per Game		269.3	159.3
Tackled/Yards Lost		15/89	25/157
Gross Yards		4397	2705
Att./Completions		557/362	415/266
Completion Pct.		65.0	64.1
Had Intercepted		9	15
PUNTS/AVERAGE			
		48/43.4	47/43.3
NET PUNTING AVG.			
		48/34.5	47/36.8
PENALTIES/YARDS			
		86/718	86/667
FUMBLES/BALL LOST			
		13/10	28/11
TOUCHDOWNS			
		50	41
Rushing		17	20
Passing		31	16
Defense/Kicking		1/1	2/3
TIME OF POSSESSION			
		29:32	30:28

SCORE BY PERIODS					
	1	2	3	4	TOTAL
COLTS	68	138	106	115	0 427
OPPONENTS	44	127	59	130	0 360

SCORING	TDR	TDP	TDR/T PAT	FG	2P	S	TP
Vinatieri			38-38	25-28			113
Harrison	12						72
Wayne	9				1		56
Addai	7	1					48
Rhodes	5						30
Clark	4						24
Manning	4						24
Fletcher	2						12
Gramatica			9-9	1-1			12
Carthon	1						6
Hayden		1					6
Klecko		1					6
Moorehead		1					6
Stokley		1					6
Wilkins			1				6
Smith				0-1			0
<b>COLTS</b>	<b>17</b>	<b>31</b>	<b>2</b>	<b>47-48</b>	<b>26-29</b>	<b>1</b>	<b>0 427</b>
<b>OPPONENTS</b>	<b>20</b>	<b>16</b>	<b>5</b>	<b>40-40</b>	<b>24-35</b>	<b>1</b>	<b>0 360</b>

2-Point: Colts 1-2, Opponents 1-1

FGS	1-19	20-29	30-39	40-49	50+	TOT.
Vinatieri	1-1	3-3	12-13	9-10	0-1	25-28
Gramatica	0-0	1-1	0-0	0-0	0-0	1-1
<b>COLTS</b>	<b>1-1</b>	<b>4-4</b>	<b>12-13</b>	<b>9-10</b>	<b>0-1</b>	<b>26-29</b>
<b>OPP.</b>	<b>0-0</b>	<b>8-9</b>	<b>5-8</b>	<b>10-17</b>	<b>1-1</b>	<b>24-35</b>

Vinatieri:	(26 32 48 32)(39 43 38)(30 19 47)
	(42 30 48 37)(23 37 31 46)(31)(44)
	(53 20)(41)(30 44)(33)(46 34)
Gramatica:	(0)(20)(11)(11)(11)(11)(11)(11)
OPP.:	(40)(43)(24 43)(22 47)(49 35)(49)
	(49 35 26)(22 30 43 41)(43 46)(36)
	(25 60)(48 48 34 46)(27 30 28)(42 48)
	(28 38 42 27 34)

RUSHING	NO.	YDS.	AVG.	LG	TD
Addai	226	1081	4.8	41	7
Rhodes	187	641	3.4	17	5
Manning	23	36	1.6	12	4
Carthon	3	4	1.3	3t	1
<b>COLTS</b>	<b>439</b>	<b>1762</b>	<b>4.0</b>	<b>41</b>	<b>17</b>
<b>OPPONENTS</b>	<b>519</b>	<b>2768</b>	<b>5.3</b>	<b>76</b>	<b>20</b>

RECEIVING	NO.	YDS.	AVG.	LG	TD
Harrison	95	1366	14.4	68t	12
Wayne	86	1310	15.2	51t	9
Addai	40	325	8.1	21t	1
Utecht	37	377	10.2	26t	0
Rhodes	36	251	7.0	27	0
Clark	30	367	12.2	40	4
Fletcher	18	202	11.2	26	2
Stokley	8	85	10.6	23	1
Moorehead	8	82	10.3	36	1
Proehl	3	30	10.0	13	0
Klecko	1	2	2.0	2t	1
<b>COLTS</b>	<b>362</b>	<b>4397</b>	<b>12.1</b>	<b>68t</b>	<b>31</b>
<b>OPPONENTS</b>	<b>266</b>	<b>2705</b>	<b>10.2</b>	<b>46</b>	<b>16</b>

INTERCEPTIONS	NO.	YDS.	AVG.	LG	TD
Harper	3	18	6.0	19	0
June	3	14	4.7	8	0
Doss	2	47	23.5	31	0
David	2	16	8.0	16	0
Bethae	1	38	38.0	38	0
Jackson	1	24	24.0	24	0
Boiman	1	0	0.0	0	0
Giordano	1	0	0.0	0	0
Sanders	1	0	0.0	0	0
<b>COLTS</b>	<b>15</b>	<b>157</b>	<b>10.5</b>	<b>38</b>	<b>0</b>
<b>OPPONENTS</b>	<b>9</b>	<b>136</b>	<b>15.1</b>	<b>39t</b>	<b>1</b>

PUNTING NO.	YDS.	AVG.	TB	IN20	LG	BLK.
Smith	47	2085	44.4	5	14	61
<b>COLTS</b>	<b>48</b>	<b>2085</b>	<b>43.4</b>	<b>5</b>	<b>14</b>	<b>61</b>
<b>OPPONENTS</b>	<b>47</b>	<b>2036</b>	<b>43.3</b>	<b>5</b>	<b>17</b>	<b>63</b>

PUNT RETURNS	NO.	FC	YDS.	AVG.	LG	TD
Wilkins	21	13	193	9.2	82t	1
Rushing	2	2	14	7.0	8t	0
<b>COLTS</b>	<b>23</b>	<b>15</b>	<b>207</b>	<b>9.0</b>	<b>82t</b>	<b>1</b>
<b>OPPONENTS</b>	<b>25</b>	<b>9</b>	<b>327</b>	<b>13.1</b>	<b>87t</b>	<b>1</b>

KICKOFF RETURNS	NO.	YDS.	AVG.	LG	TD
Wilkins	52	1272	24.5	70	0
Rushing	2	67	33.5	47	0
Carthon	2	21	10.5	21	0
Da Reid	1	3	3.0	3	0
Hayden	1	1	1.0	1	0
Dorsey	0	4	0.0	4	0
<b>COLTS</b>	<b>58</b>	<b>1368</b>	<b>23.6</b>	<b>70</b>	<b>0</b>
<b>OPPONENTS</b>	<b>78</b>	<b>2029</b>	<b>26.0</b>	<b>103t</b>	<b>2</b>

SACKS: Colts 25.0, Opponents 15.0; Mathis 9.5-68.5; Freeneey 5.5-35.5; Brock 3.0-13.5; McFarland 2.5-11.5; June 1.0-3.0; Reagar 1.0-5.0; Thomas 1.0-8.0; Team 1.0-7.0; Schobel 0.5-5.0

USUAL STARTERS			
PRO BOWLERS IN BOLDFACE		OFFENSE	DEFENSE
WR	<b>Reggie Wayne</b>	LDE	Robert Mathis
LT	<b>Tarik Glenn</b>	LDT	Anthony McFarland
LG	Dylan Gandy	RDT	Raheem Brock
C	<b>Jeff Saturday</b>	RDE	Dwight Freeneey
RG	Jake Scott	LLB	Gilbert Gardner
RT	Ryan Diem	MLB	Gary Brackett
TE	Dallas Clark	RLB	Cato June
WR	<b>Marvin Harrison</b>	LCB	Nick Harper
QB	<b>Peyton Manning</b>	RQB	Jason David
RB	Dominic Rhodes	SS	Antoine Bethae
H-B	Ben Utecht	FS	Marlin Jackson

PASSING	ATT.	COMP.	YDS.	PCT.	AVG./ATT.	TD	TD%	INT.	INT%	LG	SACKED	RATING
Manning	557	362	4397	65.0	7.89	31	5.6	9	1.6	68t	14/86	101.0
Addai	0	0	0	0.0	0.00	0	0.0	0	0.0	0	1/3	0.0
<b>COLTS</b>	<b>557</b>	<b>362</b>	<b>4397</b>	<b>65.0</b>	<b>7.89</b>	<b>31</b>	<b>5.6</b>	<b>9</b>	<b>1.6</b>	<b>68t</b>	<b>15/89</b>	<b>101.0</b>
<b>OPPONENTS</b>	<b>415</b>	<b>266</b>	<b>2705</b>	<b>64.1</b>	<b>6.52</b>	<b>16</b>	<b>3.9</b>	<b>15</b>	<b>3.6</b>	<b>46t</b>	<b>25/157</b>	<b>80.4</b>

# RECORDS



## 2007

**RECORD: 13-3 COACH: TONY DUNGY**  
**FIRST – AFC SOUTH DIVISION**  
**HOME: 6-2 ROAD: 7-1**  
**DIV: 5-1 CONF: 9-3 NCONF: 4-0**

PRESEASON (1-3)			
DATE	RESULTS	OPPONENT	ATTENDANCE
8/9	L 10-23	@ Dallas	60,175
8/20	L 24-27	CHICAGO	56,769
8/25	W 37-10	DETROIT	57,101
9/1	L 6-14	@ Cincinnati	65,243

REGULAR SEASON (13-3)			
*Sellout			
DATE	RESULTS	OPPONENT	ATTENDANCE
9/6	W 41-10	NEW ORLEANS	*57,361
9/16	W 22-20	@ Tennessee	69,143
9/23	W 30-24	@ Houston	70,765
9/30	W 38-20	DENVER	*57,274
10/7	W 33-14	TAMPA BAY	*57,202
10/22	W 29-7	@ Jacksonville	67,164
10/28	W 31-7	@ Carolina	74,005
11/4	L 20-24	NEW ENGLAND	*57,540
11/11	L 21-23	@ San Diego	67,726
11/18	W 13-10	KANSAS CITY	*57,294
11/22	W 31-13	@ Atlanta	69,845
12/2	W 28-25	JACKSONVILLE	*57,302
12/9	W 44-20	@ Baltimore	70,513
12/16	W 21-14	@ Oakland	62,000
12/23	W 38-15	HOUSTON	*57,262
12/30	L 10-16	TENNESSEE	*57,202
1/13	L 24-28	SAN DIEGO	*56,950

TEAM STATISTICS	COLTS	OPP
TOTAL FIRST DOWNS	357	288
Rushing	119	111
Passing	212	162
Penalty	26	15
3rd Down: M/A/Pct.100/203	49.3	94/208 45.2
4th Down: M/A/Pct.	6/10 60.0	14/25 56.0
TOTAL NET YARDS	5739	4475
Avg. Per Game	358.7	279.7
Total Plays	1020	980
Avg. Per Play	5.6	4.6
NET YARDS RUSHING	1706	1711
Avg. Per Game	106.6	106.9
Total Rushes	446	454
NET YARDS PASSING	4033	2764
Avg. Per Game	252.1	172.8
Tackled/Yards Lost	23/139	28/162
Gross Yards	4172	2926
Att./Completions	551/355	498/325
Completion Pct.	64.4	65.3
Had Intercepted	14	22
PUNTS/AVERAGE	52/41.9	56/44.2
NET PUNTING AVG.	52/34.2	56/38.5
PENALTIES/YARDS	67/515	85/722
FUMBLES/BALL LOST	14/5	27/15
TOUCHDOWNS	54	31
Rushing	19	10
Passing	32	16
Defense/Kicking	2/1	1/4
TIME OF POSSESSION	29:49	30:11

SCORE BY PERIODS	1	2	3	4	OT	TOTAL
COLTS	90	146	118	96	0	450
OPPONENTS	67	67	41	87	0	262

SCORING	TDR	TDP	TDRT	PAT	FG	2P	S	TP
Vinatieri					49-51	23-29		118
Addai	12	3					1	92
Clark		11						66
Wayne		10						60
Keith	3	1						24
Gonzalez		3						18
Manning	3							18
Brackett			1					6
C.Dawson	1							6
Giordano			1					6
Harrison		1						6
Lawton		1						6
Rushing			1					6
Thorpe			1					6
Utecht		1						6
Fletcher							1	2
Freney								1 2
COLTS	19	32	3	49-51	23-29	2	2	450
OPPONENTS	10	16	5	27-27	15-20	2	0	262

FGS	1-19	20-29	30-39	40-49	50+	TOT.
Vinatieri	1-1	14-15	8-10	0-2	0-1	23-29
Vinatieri	1-1	14-15	8-10	0-2	0-1	23-29
OPP.	0-0	1-1	10-10	3-7	1-2	15-20

RUSHING	NO.	YDS.	AVG.	LG	TD
Addai	261	1072	4.1	23	12
Keith	121	533	4.4	22	3
C.Dawson	30	64	2.1	12	1
Clark	2	29	14.5	15	0
Lawton	5	13	2.6	4	0
Wayne	1	4	4.0	4	0
Sorgi	6	-4	-0.7	1	0
Manning	20	-5	-0.3	4	3
COLTS	446	1706	3.8	23	19
OPPONENTS	454	1711	3.8	32	10

RECEIVING	NO.	YDS.	AVG.	LG	TD
Wayne	104	1510	14.5	64	10
Clark	58	616	10.6	39	11
Addai	41	364	8.9	73t	3
Gonzalez	37	576	15.6	57t	3
Utecht	31	364	11.7	30	1
Harrison	20	247	12.4	42	1
Fletcher	18	143	7.9	21	0
Keith	13	77	5.9	14	1
Thorpe	12	70	5.8	12	1
Moorehead	8	65	8.1	16	0
Aromashodu	7	96	13.7	28	0
Lawton	4	29	7.3	11	1
C.Dawson	2	15	7.5	9	0
COLTS	355	4172	11.8	73t	32
OPPONENTS	325	2926	9.0	55	16

INTERCEPTIONS	NO.	YDS.	AVG.	LG	TD
Brackett	4	128	32.0	49	0
Bethea	4	47	11.8	30	0
Hayden	3	17	5.7	20	0
Giordano	2	89	44.5	83t	1
Sanders	2	32	16.0	29	0
Boiman	2	28	14.0	26	0
Session	2	3	1.5	3	0
Keiaho	1	11	11.0	11	0
Bullitt	1	0	0.0	0	0
Jackson	1	0	0.0	0	0
COLTS	22	355	16.1	83t	1
OPPONENTS	14	136	9.7	37	0

PUNTING NO.	YDS.	AVG.	TB	IN20	LG	BLK.
Smith	52	2181	41.9	5	18	63
COLTS	52	2181	41.9	5	18	63
OPPONENTS	56	2474	44.2	2	24	65

PUNT RETURNS	NO.	FC	YDS.	AVG.	LG	TD
Rushing	19	14	249	13.1	90t	1
Thorpe	6	0	31	5.2	29t	0
COLTS	25	14	280	11.2	90t	1
OPPONENTS	22	13	305	13.9	74t	1

KICKOFF RETURNS	NO.	YDS.	AVG.	LG	TD
Rushing	31	714	23.0	47	0
Thorpe	15	318	21.2	40	0
Lawton	5	95	19.0	22	0
Keith	1	15	15.0	15	0
Reid	1	15	15.0	15	0
COLTS	53	1157	21.8	47	0
OPPONENTS	81	2029	25.0	94t	3

**SACKS:** Colts 28.0, Opponents 23.0; Mathis 7.0-50.0; Freney 3.5-15.5; Sanders 3.5-17.0; Brock 2.5-14.5; Pitcock 1.5-6.5; Charleston 1.0-0.0; K. Dawson 1.0-5.0; Hagler 1.0-2.0; Johnson 1.0-6.0; Klecko 1.0-9.0; Rice 1.0-8.0; Thomas 1.0-5.0; Team 1.0-8.0; Brackett 0.5-0.0; Jackso 0.5-5.5; Keiaho 0.5-5.5; Reid 0.5-4.5

### USUAL STARTERS PRO BOWLERS IN BOLDFACE

OFFENSE	DEFENSE
<b>WR Reggie Wayne</b>	LDE Robert Mathis
LT Tony Ugho	LDT Raheem Brock
LG Ryan Lilja	RTD Ed Johnson
<b>C Jeff Saturday</b>	RDE Dwight Freney
RG Jake Scott	LLB Rocky Boiman
RT Ryan Diem	MLB Gary Brackett
TE Dallas Clark	RLB Freddy Keiaho
WR Anthony Gonzalez	LCB Kelvin Hayden
<b>QB Peyton Manning</b>	RCB Marlin Jackson
<b>RB Joseph Addai</b>	<b>SS Antoine Bethea</b>
H-B Ben Utecht	<b>FS Bob Sanders</b>

PASSING	ATT.	COMP.	YDS.	PCT.	AVG./ATT.	TD	TD%	INT.	INT%	LG	SACKED	RATING
Manning	515	337	4040	65.4	7.84	31	6.0	14	2.7	73t	21/124	98.0
Sorgi	36	18	132	50.0	3.67	1	2.8	0	0.0	12t	2/15	68.3
COLTS	551	355	4172	64.4	7.57	32	5.8	14	2.5	73t	23/139	96.1
OPPONENTS	498	325	2926	65.3	5.88	16	3.2	22	4.4	55t	28/162	73.3

# RECORDS



## 2008

**RECORD: 12-4 COACH: TONY DUNGY**  
**SECOND – AFC SOUTH DIVISION**

**HOME: 6-2 ROAD: 6-2**

**DIV: 4-2 CONF: 10-2 NCONF: 2-2**

### PRESEASON (1-4)

DATE	RESULTS	OPPONENT	ATTENDANCE
8/3	L 16-30	@ Washington	22,216
8/9	L 20-23	@ Carolina	70,492
8/16	W 16-9	@ Atlanta	59,693
8/24	L 7-20	BUFFALO	65,333
8/28	L 7-27	CINCINNATI	64,331

### REGULAR SEASON (12-4)

DATE	RESULTS	OPPONENT	ATTENDANCE
9/7	L 13-29	CHICAGO	*A66,822
9/14	W 18-15	@ Minnesota	63,585
9/21	L 21-23	JACKSONVILLE	*65,938
10/5	W 31-27	@ Houston	70,118
10/12	W 31-3	BALTIMORE	*A66,153
10/19	L 14-34	@ Green Bay	71,010
10/27	L 21-31	@ Tennessee	69,143
11/2	W 18-15	NEW ENGLAND	*#66,508
11/9	W 24-20	@ Pittsburgh	64,043
11/16	W 33-27	HOUSTON	*66,201
11/23	W 23-20	@ San Diego	68,428
11/30	W 10-6	@ Cleveland	72,411
12/7	W 35-3	CINCINNATI	*66,402
12/14	W 31-21	DETROIT	*66,281
12/18	W 31-24	@ Jacksonville	65,648
12/28	W 23-0	TENNESSEE	*66,721
1/3	L 17-23 OT	@ San Diego	68,082

TEAM STATISTICS	COLTS	OPP
TOTAL FIRST DOWNS	321	305
Rushing	80	119
Passing	220	165
Penalty	21	21
3rd Down: M/A/Pct.101/201	50.2	100/211 47.4
4th Down: M/A/Pct. 11/16	68.8	3/7 42.9
TOTAL NET YARDS	5368	4975
Avg. Per Game	335.5	310.9
Total Plays	969	983
Avg. Per Play	5.5	5.1
NET YARDS RUSHING	1274	1966
Avg. Per Game	79.6	122.9
Total Rushes	370	472
NET YARDS PASSING	4094	3009
Avg. Per Game	255.9	188.1
Tackled/Yards Lost	14/86	30/200
Gross Yards	4180	3209
Att./Completions	585/393	481/329
Completion Pct.	67.2	68.4
Had Intercepted	12	15
PUNTS/AVERAGE	53/44.2	53/44.9
NET PUNTING AVG.	53/38.8	53/39.0
PENALTIES/YARDS	86/619	68/543
RUMBLES/BALL LOST	13/5	24/11
TOUCHDOWNS	45	28
Rushing	13	18
Passing	27	6
Defense/Return/Kicking	4/1/0	4/0/0
TIME OF POSSESSION	28:39	31:21

SCORE BY PERIODS	1	2	3	4	OT	TOTAL
COLTS	98	71	81	127	0	377
OPPONENTS	45	111	67	75	0	298

PASSING	ATT.	COMP.	YDS.	PCT.	AVG./ATT.	TD	TD%
Manning	555	371	4002	66.8	7.21	27	4.9
Sorgi	30	22	178	73.3	5.93	0	0.0
COLTS	585	393	4180	67.2	7.15	27	4.6
OPPONENTS	481	329	3209	68.4	6.67	6	1.2

SCORING TDR	TDP	TDRT	PAT	FG	2P	S	TP
Vinatieri				43-43	20-25		103
Rhodes	6	3			1		56
Addai	5	2					42
Wayne	6				1		38
Clark	6						36
Harrison	5						30
Gonzalez	4						24
Brackett		1					6
Hayden		1					6
Manning	1						6
Mathis			1				6
Ratliff			1				6
Richard			1				6
Santi		1					6
Simpson	1						6

COLTS	13	27	5	43-43	20-25	2	0	377
OPPONENTS	18	6	4	25-25	33-38	2	1	298

**2-Point:** Colts 2-2, Opponents 2-3

FGS	1-19	20-29	30-39	40-49	50+	TOT.
Vinatieri	0-0	3-3	11-13	4-7	2-2	20-25
COLTS	0-0	3-3	11-13	4-7	2-2	20-25
OPP.	1-1	11-11	9-11	9-12	3-3	33-38

Vinatieri:	(39.34)	(30.47)	(46.49)	(37.45B)	(52.36)
	(40.39)	(32.31)	(23.38)	(51.30)	(46.31)
	(30.45)	(28.21)	38		
OPP.:	(41.25)	(45.27)	(53.46)	(28.48)	(26.21)
	(37.43)	(37.31)	(36.29)	(34.44)	(43.48)
	(29.35)	(25.42)	(28.34)	(35.47)	(34.25)
	(19.51)	(30.44)	(40)		

RUSHING	NO.	YDS.	AVG.	LG	TD
Addai	155	544	3.5	23	5
Rhodes	152	538	3.5	38	6
Ball	13	83	6.4	23	0
Simpson	15	45	3.0	10	1
Davenport	8	26	3.3	8	0
Manning	20	21	1.1	12	1
Hart	2	9	4.5	7	0
Sorgi	5	8	1.6	12	0
COLTS	370	1274	3.4	38	13
OPPONENTS	472	1966	4.2	71t	18

RECEIVING	NO.	YDS.	AVG.	LG	TD
Wayne	82	1145	14.0	65t	6
Clark	77	848	11.0	33	6
Harrison	60	636	10.6	67t	5
Gonzalez	57	664	11.6	58	4
Rhodes	45	302	6.7	29	3
Addai	25	206	8.2	55t	2
Robinson	19	166	8.7	23	0
Santi	10	64	6.4	13	1
Davenport	4	54	13.5	33	0
Garcon	4	23	5.8	12	0
Simpson	3	30	10.0	15	0
Tammie	3	12	4.0	6	0
Hart	1	18	18.0	18	0
Hall	1	9	9.0	9	0
Ball	1	5	5.0	5	0
C.Johnson	1	-2	-2.0	-2	0
COLTS	393	4180	10.6	75	27
OPPONENTS	329	3209	9.8	61	6

INTERCEPTIONS	NO.	YDS.	AVG.	LG	TD
Bullitt	4	7	1.8	3	0
Hayden	3	135	45.0	85t	1
Ratliff	2	37	18.5	35t	1
Jennings	2	9	4.5	6	0
Bethea	2	0	0.0	0	0
Hughes	1	16	16.0	16	0
Sanders	1	0	0.0	0	0
COLTS	15	204	13.6	85t	2
OPPONENTS	12	294	24.5	99t	3

PUNTING NO.	YDS.	AVG.	TB	IN20	LG	BLK.
Smith	53	2345	44.2	2	23	64
COLTS	53	2345	44.2	2	23	64
OPPONENTS	53	2381	44.9	9	17	75

PUNT RETURNS	NO.	FC	YDS.	AVG.	LG	TD
Ratliff	16	12	89	5.6	19	0
Forsett	4	1	36	9.0	25	0
Garcon	1	0	5	5.0	5	0
Harrison	1	0	2	2.0	2	0
COLTS	22	13	132	6.0	25	0
OPPONENTS	27	11	249	9.2	39	0

KICKOFF RETURNS	NO.	YDS.	AVG.	LG	TD
Garcon	22	475	21.6	39	0
Simpson	15	344	22.9	46	0
Forsett	11	248	22.5	28	0
Davenport	5	107	21.4	26	0
Roby	5	101	20.2	25	0
Reid	1	12	12.0	12	0
K.Dawson	1	11	11.0	11	0
Tammie	1	11	11.0	11	0
Harrison	1	3	3.0	3	0
Wheeler	1	0	0.0	0	0
COLTS	63	1312	20.8	46	0
OPPONENTS	70	1700	24.3	50	0

**SACKS:** Colts 30.0, Opponents 14.0; Mathis 11.5-66.5; Freaney 10.5-78.5; Brock 3.5-28.0; Reid 2.0-12.0; Howard 1.5-6.0; Cu. Johnson 1.0-9.0.

### USUAL STARTERS

#### PRO BOWLERS IN BOLDFACE

OFFENSE	DEFENSE
<b>WR Reggie Wayne</b>	LDE Raheem Brock
LT Tony Ugho	LDT Eric Foster
LG Charlie Johnson	RDT Keyunta Dawson
C Jeff Saturday	<b>RB Dwight Freaney</b>
RG Mike Pollak	LDE Clint Session
RT Ryan Diem	MLB Gary Brackett
TE Dallas Clark	LB Freddy Keaioha
WR Marvin Harrison	RCB Kelvin Hayden
<b>QB Peyton Manning</b>	LCB Martin Jackson
RB Joseph Addai	SS Antoine Bethea
H-B Gijon Robinson	FS Melvin Bullitt
	<b>DE Robert Mathis</b>

INT.	INT%	LG	SACKED	RATING
12	2.2	75	14/86	95.0
0	0.0	33	0/0	87.9
12	2.1	75	14/86	94.7
15	3.1	61	30/200	78.0

# RECORDS



## 2009

### AFC CHAMPIONS

RECORD: 14-2 COACH: JIM CALDWELL

FIRST – AFC SOUTH DIVISION

HOME: 7-1 ROAD: 7-1

DIV: 6-0 CONF: 10-2 NCONF: 4-0

PRESEASON (1-3)			
DATE	RESULTS	OPPONENT	ATTENDANCE
8/14	L 3-13	MINNESOTA	65,484
8/20	W 23-15	PHILADELPHIA	64,516
8/29	L 17-18	@ Detroit	37,011
9/3	L 7-38	@ Cincinnati	56,527

### REGULAR SEASON (14-2)

\*Sellout \*Roof/Window Open #Roof Open/Window Closed

Roof Closed/Window Open			
DATE	RESULTS	OPPONENT	ATTENDANCE
9/13	W 14-12	JACKSONVILLE	*65,757
9/21	W 27-23	@ Miami	66,227
9/27	W 31-10	@ Arizona	62,692
10/4	W 34-17	SEATTLE	*#66,112
10/11	W 31-9	@ Tennessee	69,143
10/25	W 42-6	@ St. Louis	60,108
11/1	W 18-14	SAN FRANCISCO	*#66,229
11/8	W 20-17	HOUSTON	*67,476
11/15	W 35-34	NEW ENGLAND	*66,033
11/22	W 17-15	@ Baltimore	71,320
11/29	W 35-27	@ Houston	70,990
12/6	W 27-17	TENNESSEE	*66,321
12/13	W 28-16	DENVER	*67,248
12/17	W 35-31	@ Jacksonville	63,753
12/27	L 15-29	NEW YORK JETS	*67,222
1/3	L 7-30	@ Buffalo	69,848
1/16	W 20-3	BALTIMORE	*67,535
1/24	W 30-17	NEW YORK JETS	*67,650
2/7	L 17-31	New Orleans (at Miami)	74,059

TEAM STATISTICS		COLTS	OPP
<b>TOTAL FIRST DOWNS</b>			
Rushing		339	320
Passing		69	106
Penalty		241	203
		29	11
3rd Down: M/A/Pct.	95/193	49.2	104/231 45.0
4th Down: M/A/Pct.	5/11	45.5	6/19 31.6
<b>TOTAL NET YARDS</b>			
Avg. Per Game		363.1	339.2
Total Plays		980	1084
Avg. Per Play		5.9	5.0
<b>NET YARDS RUSHING</b>			
Avg. Per Game		1294	2074
Total Rushes		366	467
<b>NET YARDS PASSING</b>			
Avg. Per Game		282.2	212.7
Tackled/Yards Lost		13/90	34/228
Gross Yards		4605	3631
Att./Completions		601/402	583/372
Completion Pct.		66.9	63.8
Had Intercepted		19	16
<b>PUNTS/AVERAGE</b>			
		64/44.3	65/44.4
<b>NET PUNTING AVG.</b>			
		64/37.8	65/40.5
<b>PENALTIES/YARDS</b>			
		74/546	92/689
<b>FUMBLE/BALL LOST</b>			
		11/5	20/10
<b>TOUCHDOWNS</b>			
Rushing		16	31
Passing		34	19
Defense/Kicking		2/1	1/1
<b>TIME OF POSSESSION</b>			
		27:40	32:20

SCORE BY PERIODS	1	2	3	4	OT	TOTAL
COLTS	96	147	58	115	0	416
OPPONENTS	66	105	52	84	0	307

SCORING	TDR	TDP	TDR/T	PT	FG	2P	S	TP
Addai	10	3						78
Clark	10							60
Stover				33/33	9/11			60
Wayne	10							60
Collie	7							42
Vinatieri				17/18	7/9			38
Garcon	4							24
Brown	3							18
Simpson	2		1					18
Hart	1							6
Lacey				1				6
Session				1				6

COLTS	16	34	3	50-51	16-20	0	0	416
OPPONENTS	10	19	2	27-27	30-36	2	0	307

2-Point: Colts 0-2, Opponents 2-4

FGS	1-19	20-29	30-39	40-49	50+	TOT.
Stover	0-0	2-2	5-6	2-2	0-1	9-11
Vinatieri	1-1	3-3	1-2	2-2	0-1	7-9
COLTS	1-1	5-5	6-8	4-4	0-2	16-20
OPP.	0-0	4-4	13-14	11-14	2-4	30-36

Stover:	(XXXXXX)	(38,33,31,40)	(22,37)	(X25)	(32)
	(43,52) <td>(36)(XXXX)</td> <td></td> <td></td> <td></td>	(36)(XXXX)			
Vinatieri:	(52)	(43,48)	(32,26)	(37,19)	(23)
	(XX) <td></td> <td></td> <td></td> <td>(XXXXXXXXXX)(22)</td>				(XXXXXXXXXX)(22)
OPP.:	(24,46,63)	(45,44,49,45)	(38)	(38)	(49,43,46)
	(30,45) <td>(X56,42)</td> <td>(31,36)</td> <td>(46,44,38,36,30,20)</td> <td></td>	(X56,42)	(31,36)	(46,44,38,36,30,20)	
	(35,33)	(20)	(42,28)	(50,57)	(35,43)
	(31,33)	(36)			

RUSHING	NO.	YDS.	AVG.	LG	TD
Addai	219	828	3.8	21t	10
Brown	78	281	3.6	45	3
Simpson	15	102	6.8	31t	2
Hart	26	70	2.7	15	1
Clark	2	11	5.5	7	0
Garcon	2	10	5.0	17	0
Painter	3	4	1.3	10	0
Collie	2	1	0.5	2	0
Manning	19	-13	-0.7	3	0
COLTS	366	1294	3.5	45	16
OPPONENTS	467	2024	4.3	64t	10

RECEIVING	NO.	YDS.	AVG.	LG	TD
Wayne	100	1264	12.6	65t	10
Clark	100	1106	11.1	80t	10
Collie	60	676	11.3	39t	7
Addai	51	336	6.6	25	3
Garcon	47	765	16.3	66	4
Brown	11	169	15.4	72	0
Robinson	9	62	6.9	19	0
Santi	8	107	13.4	31	0
Hart	5	54	10.8	14	0
Basket	4	28	7.0	9	0
Tammie	3	35	11.7	21	0
Simpson	3	1	0.3	5	0
Clougherty	1	2	2.0	2	0
COLTS	402	4605	11.5	80t	34
OPPONENTS	372	3631	9.8	63t	19

INTERCEPTIONS	NO.	YDS.	AVG.	LG	TD
Bethea	4	19	4.8	19	0
Lacey	3	53	17.7	35t	1
Session	2	35	17.5	27t	1
Jennings	2	13	6.5	13	0
Sanders	1	29	29.0	29	0
Brackett	1	8	8.0	8	0
Hayden	1	6	6.0	6	0
Jackson	1	3	3.0	3	0
Powers	1	1	1.0	1	0
COLTS	16	167	10.4	35t	2
OPPONENTS	19	229	12.1	42	0

PUNTING NO.	YDS.	AVG.	TB	IN20	LG	BLK.
McAfee	64	2837	44.3	6	21	60
COLTS	64	2837	44.3	6	21	60
OPPONENTS	65	2883	44.4	5	25	59

PUNT RETURNS	NO.	FC	YDS.	AVG.	LG	TD
Rushing	21	22	119	5.7	22	0
Silva	7	1	32	4.6	7	0
Jennings	1	0	0	0.0	0	0
COLTS	29	23	151	5.2	22	0
OPPONENTS	36	15	301	8.4	69	0

KICKOFF RETURNS	NO.	YDS.	AVG.	LG	TD
Simpson	38	898	23.6	93t	1
Rushing	7	127	18.1	22	0
Giguere	5	122	24.4	36	0
Brown	1	21	21.0	21	0
Collie	1	8	8.0	8	0
Dawson	1	14	14.0	14	0
Robinson	1	10	10.0	10	0
Silva	1	19	19.0	19	0
COLTS	55	1219	22.2	93t	1
OPPONENTS	60	1591	25.3	106t	1

SACKS: Colts 34.0, Opponents 13.0; Freeny 13.5-95.5; Mathis 9.5-57.0; Brock 3.5-31.5; Foster 2.5-19.0; Brackett 1.0-7.0; A. Johnson 1.0-3.0; Keiaho 1.0-5.0; Wheeler 1.0-0.0; Muir 0.5-5.0; Session 0.5-5.0

### USUAL STARTERS

#### PRO BOWLERS IN BOLDFACE

OFFENSE		DEFENSE	
WR	<b>Reggie Wayne</b>	LDE	<b>Robert Mathis</b>
LT	Charlie Johnson	LDT	Dan Muir
LG	Ryan Lija	RDT	Antonio Johnson
C	<b>Jeff Saturday</b>	RDE	<b>Dwight Freeny</b>
RG	Kyle DeVan	LLB	Clint Session
RT	Ryan Diem	MLB	Gary Brackett
TE	<b>Dallas Clark</b>	RLB	Philip Wheeler
WR	Pierre Garcon	LCB	Kelvin Hayden
QB	<b> Peyton Manning</b>	RCB	Jerraud Powers
RB	Joseph Addai	SS	<b>Antoine Bethea</b>
H-B	Gijon Robinson	FS	Melvin Bullitt

PASSING	ATT.	COMP.	YDS.	PCT.	AVG./ATT.	TD	TD%	INT.	INT%	LG	SACKED	RATING
Manning	571	393	4500	68.8	7.88	33	5.8	16	2.8	80t	10/74	99.9
Painter	28	8	83	28.6	2.96	0	0.0	2	7.1	22t	3/16	9.8
Addai	1	1	22	100.0	22.00	1	100.0	0	0.0	22t	0/0	158.3
Wayne	1	0	0	0.0	0.00	0	0.0	1	100.0	0	0/0	0.0
COLTS	601	402	4605	66.9	7.66	34	5.7	19	3.2	80t	13/90	95.4
OPPONENTS	583	372	3631	63.8	6.23	19	3.3	16	2.7	63t	34/228	80.6

# RECORDS



## 2010

RECORD: 10-6 COACH: JIM CALDWELL  
 FIRST – AFC SOUTH DIVISION  
 HOME: 6-2 ROAD: 4-4  
 DIV: 4-2 CONF: 8-4 NCONF: 2-2

### PRESEASON (0-4)

DATE	RESULTS	OPPONENT	ATTENDANCE
8/15	L 3-13	SAN FRANCISCO	65,664
8/19	L 23-15	@ Buffalo	39,583
8/26	L 17-18	@ Green Bay	68,987
9/2	L 7-38	CINCINNATI	65,622

### REGULAR SEASON (10-6)

\*Sellout \*Roof/Window Open #Roof Open/Window Closed  
 @Roof Closed/Window Open

DATE	RESULTS	OPPONENT	ATTENDANCE
9/12	L 24-34	@ Houston	70,974
9/19	W 38-14	NEW YORK GIANTS #67,275	
9/26	W 27-13	@ Denver	76,401
10/3	L 28-31	@ Jacksonville	63,111
10/10	W 19-9	KANSAS CITY	*66,869
10/17	W 27-24	@ Washington	87,893
11/1	W 30-17	HOUSTON	*66,363
11/7	L 24-26	@ Philadelphia	69,144
11/14	W 23-17	CINCINNATI	*67,404
11/21	L 28-31	@ New England	68,756
11/28	L 14-36	SAN DIEGO	*66,085
12/5	L 35-38 OT	DALLAS	*67,471
12/9	W 30-28	@ Tennessee	69,143
12/19	W 34-24	JACKSONVILLE	*67,147
12/26	W 31-26	@ Oakland	52,567
1/2	W 23-20	TENNESSEE	*67,188
1/8	L 16-17	NEW YORK JETS	*65,332

TEAM STATISTICS	COLTS	OPP
TOTAL FIRST DOWNS	366	314
Rushing	87	111
Passing	253	190
Penalty	26	13
3rd Down: M/A/Pct.	91/204 44.6	78/200 39.0
4th Down: M/A/Pct.	5/8 62.5	8/18 44.4
TOTAL NET YARDS	6092	5465
Avg. Per Game	380.8	341.6
Total Plays	1088	1010
Avg. Per Play	5.6	5.4
NET YARDS RUSHING	1483	2032
Avg. Per Game	92.7	127.0
Total Rushes	393	445
NET YARDS PASSING	4609	3433
Avg. Per Game	288.1	214.6
Tackled/Yards Lost	16/91	30/194
Gross Yards	4700	3627
Att./Completions	679/450	535/356
Completion Pct.	66.3	66.5
Had Intercepted	17	10
PUNTS/AVERAGE	69/42.2	67/44.4
NET PUNTING AVG.	69/35.5	67/41.0
PENALTIES/YARDS	79/709	95/812
FUMBLES/BALL LOST	14/8	24/11
TOUCHDOWNS	51	42
Rushing	13	14
Passing	33	22
Defense/Kicking	4/1	4/2
TIME OF POSSESSION	29:41	30:19

SCORE BY PERIODS	1	2	3	4	OT	TOTAL
COLTS	78	160	68	129	0	435
OPPONENTS	70	89	115	111	3	388

SCORING	TDR	TDP	TDR/T	PAT	FG	2P	S	TP
Vinatieri				51-51	26-28			129
Collie	8							48
Garcon	6							36
James	6							36
Wayne	6							36
White	5							30
Addai	4							24
Tamme	4							24
Clark	3							18
Brown	2							12
Hayden		2						12
Hagler		1						6
Hart	1							6
Moala		1						6
Robinson	1							6
Smith		1						6
<b>COLTS</b>	<b>13</b>	<b>33</b>	<b>5</b>	<b>51-51</b>	<b>26-28</b>	<b>0</b>	<b>0</b>	<b>435</b>
<b>OPPONENTS</b>	<b>14</b>	<b>22</b>	<b>6</b>	<b>41-41</b>	<b>31-36</b>	<b>1</b>	<b>0</b>	<b>388</b>

2-Point: Colts 0-0, Opponents 1-1

FGS	1-19	20-29	30-39	40-49	50+	TOT.
Vinatieri	0-0	8-8	9-10	9-10	0-0	26-28
COLTS	0-0	8-8	9-10	9-10	0-0	26-28
OPP.	0-0	9-9	10-10	7-9	5-8	31-36

Vinatieri: (20/38/38.33)/(20.24.42.42)  
 (38.43.48/33/48.23.36/37/28.47.23)  
 (11/11/21.28.47/34.37/30/48.44.43)  
 OPP.: (30.49)/(25.34/59/45.35.43.51/48.39)  
 (53/22.21.31.44/27/25/28.33.50.30.20)  
 (30.48.46.38)/(22/59.38.54.51.45)  
 (26.42.61)

RUSHING	NO.	YDS.	AVG.	LG	TD
Brown	129	497	3.9	49	2
Addai	116	495	4.3	46	4
Hart	43	185	4.3	35	1
Rhodes	37	172	4.6	15	0
James	46	112	2.4	11	6
Manning	18	18	1.0	27	0
Garcon	2	6	3.0	11	0
Moore	2	-2	-1.0	11	0
<b>COLTS</b>	<b>393</b>	<b>1483</b>	<b>3.8</b>	<b>49</b>	<b>13</b>
<b>OPPONENTS</b>	<b>445</b>	<b>2032</b>	<b>4.6</b>	<b>62</b>	<b>14</b>

RECEIVING	NO.	YDS.	AVG.	LG	TD
Wayne	111	1355	12.2	50	6
Garcon	67	784	11.7	57	6
Tamme	67	631	9.4	30	4
Collie	58	649	11.2	73	8
Clark	37	347	9.4	50	3
White	36	355	9.9	33	5
Brown	20	205	10.3	25	0
Addai	19	124	6.5	15	0
James	9	63	7.0	11	0
James	6	40	6.7	17	0
Hart	6	25	4.2	10	0
Gonzalez	5	67	13.4	34	0
Eldridge	5	39	7.8	10	0
Robinson	3	12	4.0	16	1
Rhodes	1	4	4.0	14	0
<b>COLTS</b>	<b>450</b>	<b>4700</b>	<b>10.4</b>	<b>73</b>	<b>33</b>
<b>OPPONENTS</b>	<b>356</b>	<b>3627</b>	<b>10.2</b>	<b>61</b>	<b>22</b>

INTERCEPTIONS	NO.	YDS.	AVG.	LG	TD
Hayden	2	56	28.0	31	2
Powers	2	11	5.5	11	0
Francisco	2	10	5.0	11	0
Lacey	1	44	44.0	44	0
Hagler	1	35	35.0	35	0
Betha	1	31	31.0	31	0
Bullitt	1	19	19.0	19	0
<b>COLTS</b>	<b>10</b>	<b>206</b>	<b>20.6</b>	<b>44</b>	<b>2</b>
<b>OPPONENTS</b>	<b>17</b>	<b>277</b>	<b>16.3</b>	<b>47</b>	<b>4</b>

PUNTING NO.	YDS.	AVG.	TB	IN20	LG	BLK.
McAfee	65	2731	42.0	7	21	66
Kapinos	4	178	44.5	1	2	55
<b>COLTS</b>	<b>69</b>	<b>2909</b>	<b>42.2</b>	<b>8</b>	<b>23</b>	<b>66</b>
<b>OPPONENTS</b>	<b>67</b>	<b>2978</b>	<b>44.4</b>	<b>1</b>	<b>23</b>	<b>65</b>

PUNT RETURNS	NO.	FC	YDS.	AVG.	LG	TD
White	10	14	80	8.0	18	0
Powers	8	4	63	7.9	13	0
James	7	3	35	5.0	14	0
Moore	6	3	36	6.0	16	0
<b>COLTS</b>	<b>31</b>	<b>24</b>	<b>214</b>	<b>6.9</b>	<b>18</b>	<b>0</b>
<b>OPPONENTS</b>	<b>28</b>	<b>22</b>	<b>299</b>	<b>10.7</b>	<b>78</b>	<b>1</b>

KICKOFF RETURNS	NO.	YDS.	AVG.	LG	TD
Tyion	14	299	21.4	39	0
James	14	229	16.4	26	0
Moore	12	257	21.4	33	0
Rhodes	12	252	21.0	27	0
Brown	5	102	20.4	23	0
Moore	5	102	20.4	27	0
James	3	16	5.3	16	0
Hagler	1	41	41.0	41	1
Foster	1	12	12.0	12	0
<b>COLTS</b>	<b>67</b>	<b>1310</b>	<b>19.6</b>	<b>41</b>	<b>1</b>
<b>OPPONENTS</b>	<b>73</b>	<b>1880</b>	<b>25.8</b>	<b>99</b>	<b>1</b>

SACKS: Colts 30.0, Opponents 16.0; Mathis 11.0-59.5; Freeny 10.0-74.0; Foster 3.5-30.5; Angerer 1.0-8.0; Team 1.0-8.0; Session 1.0-7.0; Hagler 1.0-1.0; Brackett 0.5-4.0; Betha 0.5-1.0; A. Johnson 0.5-1.0

### USUAL STARTERS

#### PRO BOWLERS IN BOLDFACE

OFFENSE	DEFENSE
<b>WR Reggie Wayne</b>	<b>LDE Robert Mathis</b>
LT Charlie Johnson	LDT Fili Moala
LG Kyle DeVan	ROD Dan Mui
<b>CB Jeff Saturday</b>	<b>RDE Dwight Freeny</b>
RG Mike Pollak	LLB Pat Angerer
RT Ryan Diem	MLB Gary Brackett
TE Jacob Tamme	RLB Kavell Conner
WR Pierre Garcon	LCB Kelvin Hayden
<b>QB Peyton Manning</b>	RCB Jerraud Powers
RB Donald Brown	SS Antoine Betha
H-B Brody Eldridge	FS Aaron Francisco

PASSING	ATT.	COMP.	YDS.	PCT.	AVG./ATT.	TD	TD%	INT.	INT%	LG	SACKED	RATING
Manning	679	450	4700	66.3	6.92	33	4.9	17	2.5	73t	16/91	91.9
<b>COLTS</b>	<b>679</b>	<b>450</b>	<b>4700</b>	<b>66.3</b>	<b>6.92</b>	<b>33</b>	<b>4.9</b>	<b>17</b>	<b>2.5</b>	<b>73t</b>	<b>16/91</b>	<b>91.9</b>
<b>OPPONENTS</b>	<b>535</b>	<b>356</b>	<b>3627</b>	<b>66.5</b>	<b>6.78</b>	<b>22</b>	<b>4.1</b>	<b>10</b>	<b>1.9</b>	<b>61</b>	<b>30/194</b>	<b>91.7</b>



# RECORDS



## 2011

**RECORD: 2-14 COACH: JIM CALDWELL**  
**FOURTH – AFC SOUTH DIVISION**  
**HOME: 2-6 ROAD: 0-8**  
**DIV: 2-4 CONF: 2-10 NCONF: 0-4**

PRESEASON (1-3)			
DATE	RESULTS	OPPONENT	ATTENDANCE
8/13	L 10-33	@ St. Louis	55,461
8/19	L 3-16	WASHINGTON	64,753
8/26	L 24-59	GREEN BAY	65,285
9/1	W 28-30	@ Cincinnati	39,797

REGULAR SEASON (2-14)					
*Sellout		*Roof Window Open		*Roof Open/Window Closed	
DATE	RESULTS	OPPONENT	ATTENDANCE	Roof Closed/Window Open	Roof Open/Window Closed
9/11	L 7-34	@ Houston	71,444		
9/18	L 19-27	CLEVELAND	*@65,035		
9/25	L 20-23	PITTSBURGH	*66,309		
10/3	L 17-24	@ Tampa Bay	63,972		
10/9	L 24-28	KANSAS CITY	*@65,088		
10/16	L 17-27	@ Cincinnati	52,068		
10/23	L 7-62	@ New Orleans	73,012		
10/30	L 10-27	@ Tennessee	69,143		
11/6	L 7-31	ATLANTA	*@65,218		
11/13	L 3-17	JACKSONVILLE	*@64,619		
11/27	L 19-27	CAROLINA	*@63,928		
12/4	L 24-31	@ New England	68,756		
12/11	L 10-24	@ Baltimore	71,187		
12/18	W 27-13	TENNESSEE	*@64,271		
12/22	W 19-16	HOUSTON	*@64,159		
1/1	L 13-19	@ Jacksonville	62,481		

TEAM STATISTICS	COLTS	OPP
TOTAL FIRST DOWNS	258	343
Rushing	69	136
Passing	170	193
Penalty	19	14
3rd Down: M/A/Pct.	74/214 34.6	98/216 45.4
4th Down: M/A/Pct.	4/11 36.4	3/6 50.0
TOTAL NET YARDS	4589	5935
Avg. Per Game	286.8	370.9
Total Plays	951	1062
Avg. Per Play	4.8	5.6
NET YARDS RUSHING	1594	2303
Avg. Per Game	99.6	143.9
Total Rushes	382	540
NET YARDS PASSING	2995	3632
Avg. Per Game	187.2	227.0
Tackled/Yards Lost	35/228	29/192
Gross Yards	3223	3824
Att./Completions	534/302	493/351
Completion Pct.	56.5	71.2
Had Intercepted	14	8
PUNTS/AVERAGE	89/46.0	74/43.6
NET PUNTING AVG.	89/38.8	74/40.3
PENALTIES/YARDS	76/549	84/804
FUMBLES/BALL LOST	24/15	15/9
TOUCHDOWNS	25	49
Rushing	8	19
Passing	14	25
Defense/Kicking	3/0	4/1
TIME OF POSSESSION	26:13	33:47

SCORE BY PERIODS	1	2	3	4	OT	TOTAL
COLTS	19	89	36	99	0	243
OPPONENTS	108	129	92	101	0	430

SCORING	TDR	TDP	TDRT	PAT	FG	2P	S	TP
Vinatieri				24/24	23/27			93
Garcon		6						36
Brown		5						30
Wayne		4						24
Clark		2						12
Carter		2						12
Addai		1						6
Anderson			1					6
Tammie		1						6
Powers			1					6
Collie		1						6
Lacey			1					6

COLTS	8	14	3	24/24	23/27	0	0	243
OPPONENTS	19	25	5	49/49	29/34	0 <td>0</td> <td>430</td>	0	430

2-Point	Colts	Opponents
Colts	0-1	Opponents 0-0

FGS	1-19	20-29	30-39	40-49	50+	TOT.
Vinatieri	0-0	7-7	6-7	8-10	2-3	23-27
COLTS	0-0	7-7	6-7	8-10	2-3	23-27
OPPONENTS	0-0	9-9	7-8	10-14	3-3	29-34

Vinatieri:	(37/39)	27	52	36	(21	25)	(45	43)	(53)	
	(46	52)	(22)	(42)	(43	31)	(31)	(22)	(47	40)
	(23	32	42	47	31)	(48	20)			

OPP.:	(25	29)	(20	23)	(48	36	44	38)	(46	46)
	(20 <td>43</td> <td>43)</td> <td>(23</td> <td>47)</td> <td>(51</td> <td>50)</td> <td>(20)</td> <td>(44</td> <td>45)</td>	43	43)	(23	47)	(51	50)	(20)	(44	45)
	(40	45	41)	(39)	(36)	(53	21)	(44	35	31)
	(25	32	47	39)						

RUSHING	NO.	YDS.	AVG.	LG	TD
Brown	134	645	4.8	80t	5
Addai	118	433	3.7	16	1
Carter	101	377	3.7	42	2
Painter	17	107	6.3	24	0
Garcon	4	28	7.0	18	0
Orlovsky	6	5	0.8	7	0
Collins	2	-1	-0.5	0	0
COLTS	382	1594	4.2	80t	8
OPPONENTS	540	2303	4.3	56	19

RECEIVING	NO.	YDS.	AVG.	LG	TD
Wayne	75	960	12.8	56t	4
Garcon	70	947	13.5	87t	6
Collie	54	514	9.5	27	1
Clark	34	352	10.4	21	2
Tammie	19	177	9.3	29	1
Brown	16	86	5.4	17	0
Addai	15	93	6.2	12	0
Eldridge	9	45	5.0	8	0
Carter	5	18	3.6	7	0
Felton	2	16	8.0	9	0
Hill	2	10	5.0	5	0
Mahaffey	1	5	5.0	5	0
COLTS	302	3223	10.7	87t	14
OPPONENTS	351	3824	10.9	81t	25

INTERCEPTIONS	NO.	YDS.	AVG.	LG	TD
Lefeged	2	25	12.5	25	0
Powers	2	19	9.5	13	1
Lacey	1	32	32.0	32t	1
Brackett	1	27	27.0	27	0
Bullitt	1	15	15.0	15	0
Angerer	1	0	0.0	0	0
COLTS	8	118	14.8	32t	2
OPPONENTS	14	119	8.5	42t	1

PUNTING NO.	YDS.	AVG.	TB	IN20	LG	BLK.
McAfee	88	4098	46.6	3	21	64
COLTS	88	4098	46.0	3	21	64
OPPONENTS	74	3230	43.6	7	26	60

PUNT RETURNS	NO.	FC	YDS.	AVG.	LG	TD
Garcon	16	8	44	2.8	20	0
Lefeged	9	4	42	4.7	21	0
White	7	10	22	3.1	13	0
Powers	0	1	0	0	0	0
COLTS	32	23	108	3.4	21	0
OPPONENTS	48	18	550	11.5	79t	1

KICKOFF RETURNS	NO.	YDS.	AVG.	LG	TD
Lefeged	31	578	18.6	51	0
COLTS	31	578	18.6	51	0
OPPONENTS	19	584	30.7	76	0

**SACKS:** Colts 29.0, Opponents 35.0; Mathis 9.5-71.5; Freney 8.5-87.5; Anderson 3.0-5.0; Brayton 2.0-6.0; Moala 2.0-2.0; Hughes 1.0-5.0; Matthews 1.0-9.0; Wheeler 1.0-6.0; Angerer 1.0-0.0

### USUAL STARTERS

PRO BOWLERS IN BOLDFACE		OFFENSE	DEFENSE
WR	Reggie Wayne	<b>LDE</b>	<b>Robert Mathis</b>
LT	Anthony Castonzo	LDT	Fili Moala
LG	Joe Rieitz	RDT	Antonio Johnson
C	Jeff Saturday	<b>RDE</b>	<b>Dwight Freeney</b>
RG	Ryan Diem	MLB	Philip Wheeler
RT	Jeff Linkenbach	MLB	Pat Angerer
TE	Dallas Clark	WLB	Kavell Conner
WR	Pierre Garcon	LCB	Jacob Lacey
QB	Curtis Painter	RCB	Jerraud Powers
RB	Joseph Addai	SS	David Caldwell
H-B	Brody Eldridge	FS	Antoine Bethea

PASSING	ATT.	COMP.	YDS.	PCT.	AVG./ATT.	TD	TD%	INT.	INT.%	LG	SACKED	RATING
Painter	243	132	1541	54.3	6.3	6	2.5	9	3.7	87t	16/104	66.6
Orlovsky	193	122	1201	63.2	6.2	6	3.1	4	2.1	40	14/84	82.4
Collins	98	48	481	49.0	4.9	2	2.0	1	1.0	36	5/40	65.9
COLTS	534	302	3223	56.6	6.0	14	2.6	14	2.6	87t	35/228	72.2
OPPONENTS	493	351	3824	71.2	7.8	25	5.1	8	1.6	81t	29/192	103.9

# RECORDS



## 2012

RECORD: 11-5 COACH: CHUCK PAGANO  
SECOND – AFC SOUTH DIVISION

HOME: 7-1 ROAD: 4-4

DIV: 4-2 CONF: 8-4 NCONF: 3-1

PRESEASON (2-2)				
DATE	RESULTS	OPPONENT	ATTENDANCE	
8/12	W 36-3	ST. LOUIS	64,133	
8/19	L 24-26	@ Pittsburgh	54,599	
8/25	L 17-30	@ Washington	60,047	
8/30	W 20-16	CINCINNATI	65,035	

### REGULAR SEASON (11-5)

*Sellout *Roof/Window Open *Roof Open/Window Closed @Roof Closed/Window Open				
DATE	RESULTS	OPPONENT	ATTENDANCE	
9/9	L 21-41	@ Chicago	62,341	
9/16	W 23-20	MINNESOTA	*A63,912	
9/23	L 17-22	JACKSONVILLE	*A63,536	
10/7	W 30-27	GREEN BAY	*67,020	
10/14	L 9-35	@ New York Jets	79,088	
10/21	W 17-13	CLEVELAND	*A64,560	
10/28	W 19-13 OT	@ Tennessee	69,143	
11/4	W 23-20	MIAMI	*66,479	
11/8	W 27-10	@ Jacksonville	63,272	
11/18	L 24-59	@ New England	68,756	
11/25	W 20-13	BUFFALO	*64,366	
12/2	W 35-33	@ Detroit	63,887	
12/9	W 27-23	TENNESSEE	*64,688	
12/16	L 17-29	@ Houston	71,702	
12/23	W 20-13	@ Kansas City	62,938	
12/30	W 28-16	HOUSTON	*66,957	
1/6	L 9-24	@ Baltimore	71,379	

TEAM STATISTICS		COLTS	OPP
<b>TOTAL FIRST DOWNS</b>			
Rushing		110	102
Passing		208	190
Penalty		42	33
3rd Down: M/A/Pct.	98/229	42.8	75/197 38.1
4th Down: M/A/Pct.	7/8	87.5	3/7 42.9
<b>TOTAL NET YARDS</b>		5799	5988
Avg. Per Game		362.4	374.3
Total Plays		1109	995
Avg. Per Play		5.2	6.0
<b>NET YARDS RUSHING</b>		1671	2200
Avg. Per Game		104.4	137.5
Total Rushes		440	428
<b>NET YARDS PASSING</b>		4128	3769
Avg. Per Game		258.0	236.8
Tackled/Yards Lost		41/246	32/189
Gross Yards		4374	3977
Att./Completions		628/339	535/334
Completion Pct.		54.0	62.4
Had Intercepted		18	12
<b>PUNTS/AVERAGE</b>		74/47.3	71/47.0
<b>NET PUNTING AVG.</b>		74/40.3	71/41.2
<b>PENALTIES/YARDS</b>		94/801	128/1208
<b>FUMBLES/BALL LOST</b>		21/9	11/3
<b>TOUCHDOWNS</b>		49	42
Rushing		11	14
Passing		23	23
Defense/Kicking		4/2	3/2
<b>TIME OF POSSESSION</b>		30:36	29:24

SCORE BY PERIODS	1	2	3	4	OT	TOTAL
COLTS	93	96	81	6	6	357
OPPONENTS	69	144	78	96	0	387

SCORING	TDR	TDP	TDR/T	PAT	FG	2P	S	TP
Vinatieri				37/37	26/33			115
Hilton		7	1					48
Luck	5							30
Wayne		5						30
Allen		3						18
Avery		3						18
Ballard	2	1						18

SCORING	TDR	TDP	TDR/T	PAT	FG	2P	S	TP
Carter	3							18
Butler			2					12
Fleener		2						12
Brown	1						1	8
Brazil		1						6
Frazier			1					6
Karim			1					6
Moore	1							6
Vaughn			1					6
<b>COLTS</b>	<b>11</b>	<b>23</b>	<b>6</b>	<b>37/37</b>	<b>26/33</b>	<b>1</b>	<b>0</b>	<b>357</b>
<b>OPPONENTS</b>	<b>14</b>	<b>23</b>	<b>5</b>	<b>39/39</b>	<b>32/41</b>	<b>0</b>	<b>0</b>	<b>387</b>

FGS	1-19	20-29	30-39	40-49	50+	TOT.
Vinatieri	1-1	8-8	4-7	9-10	4-7	26-33
<b>COLTS</b>	<b>1-1</b>	<b>8-8</b>	<b>4-7</b>	<b>9-10</b>	<b>4-7</b>	<b>26-33</b>
<b>OPPONENTS</b>	<b>0-0</b>	<b>6-6</b>	<b>15-16</b>	<b>8-11</b>	<b>3-8</b>	<b>32-41</b>

Vinatieri: (37/26 45.53)/(36/37 24.53 50 28)

(20 50 47)/(38 20 37 6 44)

(48 23 54 6 43 31 41)/(47 58 25 19)

(153 40 26 48 36 11)

OPP.: (35 26 51 29 44 47 26 52 51 11)

(39 45 30 37 31 44 40 36 31 33 31)

(48 33 52 31 57 40 31 25)

(29 35 50 27 46 33 47 43 47)

(51 37 37 52)

RUSHING	NO.	YDS.	AVG.	LG	TD
Ballard	211	814	3.9	26	2
Brown	108	417	3.9	19	1
Luck	62	255	4.1	19	5
Carter	32	122	3.8	20	3
Hilton	5	29	5.8	19	0
Moore	13	20	1.5	6	0
Avery	4	9	2.3	7	0
Allen	3	5	1.7	3	0
Hughes	1	5	5.0	5	0
Wayne	1	-5	-5.0	-5	0
<b>COLTS</b>	<b>440</b>	<b>1671</b>	<b>3.8</b>	<b>26</b>	<b>11</b>
<b>OPPONENTS</b>	<b>428</b>	<b>2200</b>	<b>5.1</b>	<b>86</b>	<b>14</b>

RECEIVING	NO.	YDS.	AVG.	LG	TD
Wayne	106	1355	12.8	33	5
Avery	60	781	13.0	48	3
Hilton	50	861	17.2	70	7
Allen	45	521	11.6	40	3
Fleener	26	281	10.8	26	2
Ballard	17	152	8.9	19	1
Brazil	11	186	16.9	42	1
Brown	9	93	10.3	39	0
Moore	6	77	12.8	32	1
Adams	2	26	13.0	13	0
Saunders	2	15	7.5	11	0
Carter	1	13	13.0	13	0
Jones	1	8	8.0	8	0
Collie	1	6	6.0	6	0
Hughes	1	3	3.0	3	0
Palmer	1	-4	-4.0	-4	0
<b>COLTS</b>	<b>339</b>	<b>4374</b>	<b>12.9</b>	<b>70</b>	<b>23</b>
<b>OPPONENTS</b>	<b>334</b>	<b>3977</b>	<b>11.9</b>	<b>80</b>	<b>23</b>

INTERCEPTIONS	NO.	YDS.	AVG.	LG	TD
Butler	4	101	25.3	51	2
Davis	3	26	8.7	26	0
Zbikowski	1	20	20.0	20	0
Freeman	1	4	4.0	4	1
Vaughn	1	3	3.0	3	1
Mathis	1	1	1.0	1	0
Powers	1	0	0.0	0	0
<b>COLTS</b>	<b>12</b>	<b>155</b>	<b>12.9</b>	<b>51</b>	<b>4</b>
<b>OPPONENTS</b>	<b>18</b>	<b>406</b>	<b>22.6</b>	<b>87</b>	<b>3</b>

PUNTING	NO.	YDS.	AVG.	TB	IN20	LG	BLK.
McAfee	73	3500	47.9	7	26	64	1
<b>COLTS</b>	<b>73</b>	<b>3500</b>	<b>47.9</b>	<b>7</b>	<b>26</b>	<b>64</b>	<b>1</b>
<b>OPPONENTS</b>	<b>71</b>	<b>3340</b>	<b>47.0</b>	<b>5</b>	<b>24</b>	<b>66</b>	<b>0</b>

PUNT RETURNS	NO.	FC	YDS.	AVG.	LG	TD
Hilton	26	18	300	11.5	75	1
Brazil	2	1	12	6.0	8	0
Zbikowski	0	1	0	0.0	0	0
<b>COLTS</b>	<b>28</b>	<b>20</b>	<b>312</b>	<b>11.1</b>	<b>75</b>	<b>1</b>
<b>OPPONENTS</b>	<b>32</b>	<b>14</b>	<b>375</b>	<b>11.7</b>	<b>68</b>	<b>1</b>

KICKOFF RETURNS	NO.	YDS.	AVG.	LG	TD
Vaughn	10	209	20.9	40	0
Karim	9	328	36.4	101	1
Hilton	7	118	16.9	26	0
Zbikowski	6	123	20.5	34	0
Lefeged	4	68	17.0	19	0
Brazil	3	50	16.7	20	0
Moore	3	50	16.7	24	0
Sowell	1	11	11.0	11	0
<b>COLTS</b>	<b>43</b>	<b>957</b>	<b>22.3</b>	<b>101</b>	<b>1</b>
<b>OPPONENTS</b>	<b>34</b>	<b>841</b>	<b>24.7</b>	<b>50</b>	<b>0</b>

SACKS: Colts 32.0, Opponents 41.0; Mathis 8.0-54.0; Freeman 5-24.0; J. Hughes 4-18.0; Bethea 2-8.0; Freeman 2-17.0; Redding 2-12.0; Conner 1-6.0; Davis 1-3.0; Fokou 1-6.0; Geathers 1-9.0; Gordy 1-14.0; Guy 1-8.0; Nevis 1-8.0; Westerman 1-2.0; Zbikowski 1-6.0

### USUAL STARTERS PRO BOWLERS IN BOLDFACE

OFFENSE		DEFENSE	
WR	<b>Reggie Wayne</b>	DE	Cory Redding
LT	Anthony Castonzo	NT	Antonio Johnson
LG	Joe Reitz	DT	Fili Moala
C	Samson Satele	<b>SLB</b>	<b>Robert Mathis</b>
RG	Mike McGlynn	MIKE	Kavell Conner
RT	Winston Justice	WILL	Jerrell Freeman
TE	Coby Fleener	RUSH	Dwight Freeney
WR	Donnie Avery	LCB	Cassius Davis
<b>QB</b>	<b>Andrew Luck</b>	RCB	Vontae Vaughn
F	Dwayne Allen	SS	Tom Zbikowski
RB	Vick Ballard	FS	Antoine Bethea

PASSING	ATT.	COMP.	YDS.	PCT.	AVG./ATT.	TD	TD%	INT.	INT%	LG	SACKED	RATING
Luck	627	339	4374	54.1	6.9	23	3.7	18	2.9	70	41/246	76.5
Hilton	1	0	0	0.0	0.0	0	0.0	0	0.0	0	0/0	39.6
<b>COLTS</b>	<b>628</b>	<b>339</b>	<b>4374</b>	<b>54.0</b>	<b>6.9</b>	<b>23</b>	<b>3.7</b>	<b>18</b>	<b>2.9</b>	<b>70</b>	<b>41/246</b>	<b>76.4</b>
<b>OPPONENTS</b>	<b>535</b>	<b>334</b>	<b>3977</b>	<b>62.4</b>	<b>7.4</b>	<b>23</b>	<b>4.3</b>	<b>12</b>	<b>2.2</b>	<b>80</b>	<b>32/189</b>	<b>90.1</b>

# RECORDS



## 2013

RECORD: 11-5 COACH: CHUCK PAGANO

FIRST – AFC SOUTH DIVISION

HOME: 6-2 ROAD: 5-3

DIV: 6-0 CONF: 9-3 NCONF: 2-2

PRESEASON (2-2)			
DATE	RESULTS	OPPONENT	ATTENDANCE
8/11	L	20-42 @ BUFFALO	66,181
8/18	W	20-12 @ NY Giants	75,491
8/24	W	27-6 @ CLEVELAND	65,626
8/29	L	10-27 @ Cincinnati	49,229

REGULAR SEASON (11-5)			
DATE	RESULTS	OPPONENT	ATTENDANCE
9/8	W	21-17 @ OAKLAND	*65,412
9/15	L	20-24 MIAMI	**65,406
9/22	W	27-7 @ San Francisco	69,732
9/29	W	37-3 @ Jacksonville	59,695
10/6	W	34-28 SEATTLE	*66,608
10/14	L	9-19 @ San Diego	57,954
10/20	W	39-33 DENVER	*67,196
11/3	W	27-24 @ Houston	71,778
11/10	L	8-38 ST. LOUIS	*66,004
11/14	W	30-27 @ Tennessee	69,143
11/24	L	11-40 @ Arizona	60,882
12/1	W	22-14 TENNESSEE	*65,502
12/8	L	28-42 @ Cincinnati	62,507
12/15	W	25-3 HOUSTON	*65,470
12/22	W	23-7 @ Kansas City	75,396
12/29	W	30-10 JACKSONVILLE	*66,008
1/4	W	45-44 KANSAS CITY	<b>68,551</b>
1/11	L	22-43 @ New England	68,756

TEAM STATISTICS	COLTS	OPP
TOTAL FIRST DOWNS	318	319
Rushing	88	101
Passing	191	191
Penalty	39	27
3rd Down: M/A/Pct.	80/213 37.6	79/210/37.6
4th Down: M/A/Pct.	3/10 30.0	10/19 52.6
TOTAL NET YARDS	5468	5713
Avg. Per Game	341.8	357.1
Total Plays	1023	1026
Avg. Per Play	5.3	5.6
NET YARDS RUSHING	1743	2002
Avg. Per Game	108.9	125.1
Total Rushes	409	448
NET YARDS PASSING	3725	3711
Avg. Per Game	232.8	231.9
Tackled/Yards Lost	32/227	42/248
Gross Yards	3952	3959
Att./Completions	582/350	536/324
Completion Pct.	60.1	60.4
Had Intercepted	10	15
PUNTS/AVERAGE	77/45.6	75/45.6
NET PUNTING AVG.	38.0	39.7
PENALTIES/YARDS	66/576	112/990
FUMBLES/BALL LOST	14/4	26/12
TOUCHDOWNS	40	36
Rushing	15	14
Passing	23	21
Defense/Kicking	1/1	2/1
TIME OF POSSESSION	29:41	30:19

SCORE BY PERIODS	1	2	3	4	OT	TOTAL
COLTS	70	117	106	95	0	391
OPPONENTS	102	102	66	66	0	336

SCORING	TDR	TDP	TDRT	PAT	FG	2P	S	TP
Vinatieri				34/34	35/40			139
Brown	6	2						
Hilton	5							30
Fleener	4				2			28
Luck	4							24
Richardson	3	1						24
Wayne	2	2				1		14
Bradshaw	2							12
Whalen	2							12
Brazil	2							12
Rogers	2							12

PASSING	ATT.	COMP.	YDS.	PCT.	AVG./ATT.	TD	TD%
Luck	170	343	3822	60.2	6.7	23	4.0
Hasselbeck	52	7	130	58.3	10.8	0	0.0
COLTS	582	350	3952	60.1	6.8	23	4.0
OPPONENTS	536	324	3959	60.4	7.4	21	3.9

SCORING	TDR	TDP	TDRT	PAT	FG	2P	S	TP
Heyward-Bey	1					1		8
Allen	1							6
Butler			1					6
Havili	1							6
Howell			1					6
Redding							1	2
Mathis								2
COLTS	15	23	2	34/34	35/40	4	2	391
OPPONENTS	14	21	3	37/37	23/30	0	1	336

FGS	1-19	20-29	30-39	40-49	50+
A. Vinatieri	0/0	6/6	10/11	15/17	4/6
COLTS	0/0	6/6	10/11	15/17	4/6
OPPONENTS	0/0	3/4	9/9	7/12	4/5

Vinatieri: ((52,30,38)(43,41,51)(22,46,28)(41,49)  
(30,50,51)(27,52,42)(42b,30,35)(48,30,50)  
(27)(47,48,45,37,49)(44)(37,43,40)  
(34,46,45,30)(23,26,39)  
Opp.: (48,38)(54)(53)(42,48b,36,41,46)  
(31,33,34,50)(31,47)(49,43,43,55)(32)  
(25,38)(28b,48,50,21,25)(49)(47)(37)

RUSHING	NO.	YDS.	AVG.	LG	TD
Brown	102	537	5.3	51t	6
Richardson	157	458	2.9	22	3
Luck	63	377	6.0	29	4
Bradshaw	41	186	4.5	27	2
Ballard	13	63	4.8	12	0
Choice	11	44	4.0	8	0
Herron	5	33	6.6	22	0
Heyward-Bey	3	26	8.7	30	0
Havili	7	7	1.0	4	0
Hilton	2	6	3.0	3	0
Wayne	1	5	5.0	5	0
Lynch	1	3	3.0	3	0
Rogers	1	0	0.0	0	0
Hasselbeck	2	-2	-1.0	-1	0
COLTS	409	1743	4.3	51t	15
OPPONENTS	448	2002	4.5	56	14

RECEIVING	NO.	YDS.	AVG.	LG	TD
Hilton	82	1083	13.2	73t	5
Fleener	52	608	11.7	44	4
Wayne	38	503	13.2	35	2
Heyward-Bey	29	309	10.7	27	1
Richardson	28	265	9.5	24	1
Brown	27	214	7.9	33t	2
Whalen	24	259	10.8	25	2
Havili	18	128	7.1	20t	1
Rogers	14	192	13.7	69t	2
Brazil	12	161	13.4	29t	2
Bradshaw	7	42	6.0	14	0
Doyle	5	19	3.8	8	0
Saunders	4	46	11.5	18	0
Jones	2	34	17.0	21	0
Herron	1	57	57.0	57	0

RECEIVING	NO.	YDS.	AVG.	LG	TD
Allen	1	20	20.0	20t	1
Hughes	1	6	6.0	6	0
Choice	1	5	5.0	5	0
Cunningham	1	4	4.0	4	0
Reed	1	2	2.0	2	0
Satele	1	0	0.0	0	0
Ballard	1	-5	-5.0	-5	0
COLTS	350	3952	11.3	73t	23
OPPONENTS	324	3959	12.2	81t	21

INTERCEPTIONS	NO.	YDS.	AVG.	LG	TD
Butler	4	79	19.8	41t	1
Vaughn	3	9	3.0	8	0
Bethae	2	48	24.0	46	0
Freeman	2	13	6.5	13	0
Toler	1	26	26.0	26	0
Gordy	1	7	7.0	7	0
Angerer	1	4	4.0	4	0
Davis	1	0	0.0	0	0
COLTS	15	186	12.4	46	1
OPPONENTS	10	91	9.1	32	1

PUNTING	NO.	YDS.	AVG.	TB	IN20	LG	BLK.
McAtee	76	3499	46.0	7	27	65	1
COLTS	76	3499	45.6	7	27	65	1
OPPONENTS	75	3423	45.4	6	24	70	0

PUNT RETURNS	NO.	FC	YDS.	AVG.	LG	TD
Hilton	17	12	159	9.4	34	0
Whalen	8	7	104	13.0	51	0
Whaley	4	4	29	7.3	18	0
Brazil	3	2	25	8.3	17	0
Butler	1	0	9	9.0	9	0
COLTS	33	25	326	9.9	51	0
OPPONENTS	29	17	396	13.7	98t	1

KICKOFF RETURNS	NO.	YDS.	AVG.	LG	TD
Reed	24	590	24.6	39	0
Rainey	6	131	21.8	27	0
Vaughn	5	142	28.4	33	0
Brazil	3	57	19.0	21	0
Williams	1	28	28.0	28	0
Choice	1	28	28.0	28	0
Whalen	1	22	22.0	22	0
Herron	1	13	13.0	13	0
Adongo	1	0	0.0	0	0
COLTS	43	1011	23.5	39	0
OPPONENTS	43	1085	25.2	56	0

SACKS: Colts 42.0, Opponents 32.0; Mathis 19.5-120.5; Freeman 5.5-22.5; Redding 4.5-14.5; Walden 3.0-23.0; Jean Francois 2.5-19.5; Werner 2.5-15.0; Moala 1.5-4.0; Bethae 1.0-12.0; Steppard 1.0-9.0; Angerer 0.5-4.0; Mathews 0.5-4.0

### USUAL STARTERS PRO BOWLERS IN BOLDFACE

OFFENSE	DEFENSE
WR T.Y. Hilton	DE Cory Redding
LT Anthony Castonzo	NT Aubrayo Franklin
LG Hugh Thornton	DT Ricky Jean Francois
C Samson Satele	SLB Erik Walden
RG Mike McGlynn	MIKE Pat Angerer
RT Gosder Cherilus	WILL Jerrell Freeman
TE Coby Fleener	<b>RUSH Robert Mathis</b>
WR Dariusz Heyward-Bey	LCB Greg Toler
<b>QB Andrew Luck</b>	RCB Vonte Davis
FB Stanley Havili	SS Antoine Bethae
RB Trent Richardson	FS LaRon Landry
<b>LS Matt Overton</b>	

INT.	INT.%	LG	SACKED	RATING
9	1.6	73t	32/227	87.0
1	8.3	57	0/0	61.1
10	1.7	73t	32/227	86.5
15	2.8	81t	42/248	84.6

# RECORDS



## 2014

**RECORD: 11-5 COACH: CHUCK PAGANO**  
**FIRST – AFC SOUTH DIVISION**  
**HOME: 6-2 ROAD: 5-3**  
**DIV: 6-0 CONF: 9-3 NCONF: 2-2**

PRESEASON (0-4)			
DATE	RESULTS	OPPONENT	ATTENDANCE
8/7	L 10-13	@ NY Jets	78,160
8/16	L 26-27	NY GIANTS	65,350
8/23	L 17-23	NEW ORLEANS	65,565
8/28	L 7-35	@ Cincinnati	42,020

### REGULAR SEASON (11-5)

*Sellout				*Roof/Window Open				*Roof Open/Window Closed			
@				@				@			
DATE	RESULTS	OPPONENT	ATTENDANCE	DATE	RESULTS	OPPONENT	ATTENDANCE	DATE	RESULTS	OPPONENT	ATTENDANCE
9/7	L 24-31	@ Denver	76,939	9/15	L 27-30	PHILADELPHIA	*64,871	9/21	W 44-17	@ Jacksonville	60,601
9/28	W 41-17	TENNESSEE	*64,757	10/5	W 20-13	BALTIMORE	*65,258	10/9	W 33-28	@ Houston	71,787
10/19	W 27-0	CINCINNATI	*66,539	10/26	L 34-51	@ Pittsburgh	62,479	11/3	W 40-24	@ New York Giants	77,975
11/16	L 20-42	NEW ENGLAND	*66,751	11/23	W 23-3	JACKSONVILLE	*64,328	11/30	W 49-27	WASHINGTON	*65,352
12/7	W 25-24	@ Cleveland	67,431	12/14	W 17-10	HOUSTON	*65,148	12/21	L 7-42	@ Dallas	91,899
12/28	W 27-10	@ Tennessee	69,143	1/4	W 26-10	CINCINNATI	*63,385	1/11	W 24-13	@ Denver	76,867
1/18	L 7-45	@ New England	68,756								

TEAM STATISTICS		COLTS	OPP
TOTAL FIRST DOWNS			
Rushing	80	103	371
Passing	251	175	
Penalty	40	31	
3rd Down: M/A/Pct.	89/217 41.0	67/201 33.3	
4th Down: M/A/Pct.	6/15 40.0	4/17 23.5	
TOTAL NET YARDS			
Avg. Per Game	406.6	342.7	6506
Total Plays	1105	1007	
Avg. Per Play	5.9	5.4	
NET YARDS RUSHING			
Avg. Per Game	100.8	113.4	1612
Total Rushes	415	423	
NET YARDS PASSING			
Avg. Per Game	305.9	229.3	4894
Sacked/Yards Lost	29/168	41/263	
Gross Yards	5062	3932	
Att./Completions	661/410	543/320	
Completion Pct.	62.0	58.9	
Had Intercepted	16	12	
PUNTS/AVERAGE	69/46.7	90/47.5	
NET PUNTING AVG.			
PENALTIES/YARDS	105/848	101/866	
FUMBLES/BALL LOST			
TOUCHDOWNS	53	46	
Rushing	9	14	
Passing	42	27	
Returns	2	5	
TIME OF POSSESSION			
	31:54	28:06	

SCORE BY PERIODS	1	2	3	4	OT	TOTAL
COLTS	87	141	122	108	0	458
OPPONENTS	54	124	90	101	0	369

SCORING	TDR	TDP	TDRT	PAT	FG	2P	S	TP
Vinatieri					50/50	30/31		140
Allen	8							48
Bradshaw	2	6						48
Fleener	8							48
Hilton	7							42
Nicks	4							24
Luck	3							18
Moncrief		3						18
Richardson	3							18
Doyle	2							12
Wayne	2							12
Castonzo	1							6
Herron	1							6
Jackson			1					6
Tipton	1							6
Toler			1					6
<b>COLTS</b>	<b>9</b>	<b>42</b>	<b>2</b>	<b>50/50</b>	<b>30/31</b>	<b>0</b>	<b>0</b>	<b>458</b>
<b>OPPONENTS</b>	<b>14</b>	<b>27</b>	<b>5</b>	<b>46/46</b>	<b>15/19</b>	<b>0</b>	<b>1</b>	<b>369</b>

FGS	1-9	20-29	30-39	40-49	50+	Tot.
Vinatieri	0-0	10-10	10-10	7-8	3-3	30-31
<b>COLTS</b>	<b>0-0</b>	<b>10-10</b>	<b>10-10</b>	<b>7-8</b>	<b>3-3</b>	<b>30-31</b>
<b>OPPONENTS</b>	<b>0-0</b>	<b>6-6</b>	<b>6-8</b>	<b>1-2</b>	<b>2-3</b>	<b>15-19</b>

Vinatieri:	(25/46,27/48,43,25)/31,30/38,34)
	(27,34/23,50/31,23/48,31,48,43)
	(31,53/46,20,32/151,33/29/1)
	(23,46,26)
OPP:	(21/31,39,23,36/41/36/52,27/37/11)
	(38/1/28/25,29/40,39/53/52/31)

RUSHING	NO.	YDS.	AVG.	LG	TD
Richardson	159	519	3.3	27	3
Bradshaw	90	425	4.7	29	2
Herron	78	351	4.5	49	1
Luck	64	273	4.3	20	3
Hilton	2	20	10.0	15	0
Tipton	10	18	1.8	9	0
Moncrief	4	17	4.3	7	0
Hasselbeck	8	-11	-1.4	0	0
<b>COLTS</b>	<b>415</b>	<b>1612</b>	<b>3.9</b>	<b>49</b>	<b>9</b>
<b>OPPONENTS</b>	<b>423</b>	<b>1814</b>	<b>4.3</b>	<b>52</b>	<b>14</b>

RECEIVING	NO.	YDS.	AVG.	LG	TD
Hilton	82	1345	16.4	73	7
Wayne	64	779	12.2	80	2
Fleener	51	774	15.2	73	8
Nicks	38	405	10.7	29	4
Bradshaw	38	300	7.9	22	6
Moncrief	32	444	13.9	79	3
Allen	29	395	13.6	41	8
Richardson	27	229	8.5	24	0
Herron	21	173	8.2	26	0
Doyle	18	118	6.6	20	2
Tipton	6	68	11.3	32	1
Whalen	2	23	11.5	18	0
Castonzo	1	1	1.0	1	1
Cribbs	1	8	8.0	8	0
<b>COLTS</b>	<b>410</b>	<b>5062</b>	<b>12.3</b>	<b>80</b>	<b>42</b>
<b>OPPONENTS</b>	<b>320</b>	<b>3932</b>	<b>12.3</b>	<b>63</b>	<b>27</b>

INTERCEPTIONS	NO.	YDS.	AVG.	LG	TD
Adams	5	24	4.8	10	0
Davis	4	72	18.0	42	0
Toler	2	47	23.5	47	1
Gordy	1	0	0.0	0	0
<b>COLTS</b>	<b>12</b>	<b>143</b>	<b>11.9</b>	<b>47</b>	<b>1</b>
<b>OPPONENTS</b>	<b>16</b>	<b>250</b>	<b>15.6</b>	<b>46</b>	<b>3</b>

PUNTING NO.	YDS.	AVG.	TB	IN20	LG	BLK.
McAfee	69	3221	46.7	3	30	61
<b>COLTS</b>	<b>69</b>	<b>3221</b>	<b>46.7</b>	<b>3</b>	<b>30</b>	<b>61</b>
<b>OPPONENTS</b>	<b>90</b>	<b>4271</b>	<b>47.5</b>	<b>7</b>	<b>30</b>	<b>79</b>

PUNT RETURNS	NO.	FC	YDS.	AVG.	LG	TD
Whalen	26	17	187	7.2	22	0
Cribbs	19	8	125	6.6	18	0
<b>COLTS</b>	<b>45</b>	<b>25</b>	<b>312</b>	<b>6.9</b>	<b>22</b>	<b>0</b>
<b>OPPONENTS</b>	<b>35</b>	<b>19</b>	<b>205</b>	<b>5.9</b>	<b>37</b>	<b>0</b>

KICKOFF RETURNS	NO.	YDS.	AVG.	LG	TD
Cribbs	19	608	32.0	76	0
Whalen	15	379	25.3	32	0
Herron	3	78	26.0	32	0
Hilton	1	0	0.0	0	0
<b>COLTS</b>	<b>38</b>	<b>1065</b>	<b>28.0</b>	<b>76</b>	<b>0</b>
<b>OPPONENTS</b>	<b>26</b>	<b>587</b>	<b>22.6</b>	<b>52</b>	<b>0</b>

**SACKS:** Colts 41.0, Opponents 29.0; Newsome 6-5; 41.5; Walden 6.0-30.0; D. Jackson 4.0-29.0; Werner 4.0-20.0; Redding 3.5-33.0; Jean Francois 3.0-15.0; Kerr 3.0-6.0; Landry 2.5-19.5; Freeman 1.5-8.5; Jones 1.5-15.5; S. Brown 1.0-11.0; A. Jackson 1.0-2.0; Quarles 1.0-6.0; Toler 1.0-16.0; McNary 0.5-4.0; Team 1.0-6.0

### USUAL STARTERS

#### PRO BOWLERS IN BOLDFACE

OFFENSE		DEFENSE	
WR Reggie Wayne	DE Cory Redding		
LT Anthony Castonzo	NT Josh Chapman		
LG Jack Mewhort	DT Ricky Jean Francois		
C Jonathon Harrison	SLB Erik Walden		
RG Hugh Thornton	<b>MIKE D'Qwell Jackson</b>		
RT Gosder Cherilus	WILL Jerrell Freeman		
TE Dwayne Allen	RUSH Bjoern Werner		
<b>WR T.Y. Hilton</b>	LCB Greg Toler		
<b>QB Andrew Luck</b>	<b>RCB Vontae Davis</b>		
TE Coby Fleener	<b>SS Mike Adams</b>		
RB Trent Richardson	FS LaRon Landry		
<b>P Pat McAfee</b>			
<b>K Adam Vinatieri</b>			

PASSING	ATT.	COMP.	YDS.	PCT.	AVG./ATT.	TD	TD%	INT.	INT%	LG	SACKED	RATING
Luck	616	380	4761	61.7	7.73	40	6.5	16	2.6	80	27/161	96.5
Hasselbeck	44	30	301	68.2	6.84	2	4.5	0	0.0	32	2/7	102.6
McAfee	1	0	0	0.0	0.00	0	0.0	0	0.0	0	0/0	39.6
<b>COLTS</b>	<b>661</b>	<b>410</b>	<b>5062</b>	<b>62.0</b>	<b>7.66</b>	<b>42</b>	<b>6.4</b>	<b>16</b>	<b>2.4</b>	<b>80</b>	<b>29/168</b>	<b>96.8</b>
<b>OPPONENTS</b>	<b>543</b>	<b>320</b>	<b>3932</b>	<b>58.9</b>	<b>7.24</b>	<b>27</b>	<b>5.0</b>	<b>12</b>	<b>2.2</b>	<b>63</b>	<b>41/263</b>	<b>88.7</b>

# RECORDS



## 2015

RECORD: 8-8 COACH: CHUCK PAGANO

SECOND – AFC SOUTH DIVISION

HOME: 4-4 ROAD: 4-4

DIV: 4-2 CONF: 6-6 NCONF: 2-2

PRESEASON (1-3)			
DATE	RESULTS	OPPONENT	ATTENDANCE
8/16	L 10-36	@ Philadelphia	69,296
8/22	L 11-23	CHICAGO	65,933
8/29	W 24-14	@ St. Louis	37,460
9/3	L 6-9	CINCINNATI	65,188

REGULAR SEASON (8-8)			
DATE	RESULTS	OPPONENT	ATTENDANCE

DATE	RESULTS	OPPONENT	ATTENDANCE
9/13	L 14-27	@ Buffalo	70,319
9/21	L 7-20	NEW YORK JETS	@65,220
9/27	W 35-33	@ Tennessee	65,920
10/4	W 16-13	OT JACKSONVILLE	*A65,609
10/8	W 27-20	@ Houston	71,732
10/18	L 27-34	NEW ENGLAND	*66,726
10/25	L 21-27	NEW ORLEANS	*A66,420
11/2	L 26-29	OT @ Carolina	*74,136
11/8	W 27-24	DENVER	*#66,894
11/22	W 24-21	@ Atlanta	70,433
11/29	W 25-12	TAMPA BAY	*65,696
12/6	L 10-45	@ Pittsburgh	58,701
12/13	L 16-51	@ Jacksonville	62,372
12/20	L 10-16	HOUSTON	*66,083
12/27	W 18-12	@ Miami	65,482
1/3	W 30-24	TENNESSEE	*65,733

TEAM STATISTICS	COLTS	OPP
TOTAL FIRST DOWNS	311	331
Rushing	77	89
Passing	195	210
Penalty	39	32
3rd Down: M/A/Pct.	94/235 40.0	89/227 39.2
4th Down: M/A/Pct.	7/13 53.8	10/14 71.4
TOTAL NET YARDS	5142	6066
Avg. Per Game	321.4	379.1
Total Plays	1052	1072
Avg. Per Play	4.9	5.7
NET RUSHING YARDS	1438	1852
Avg. Per Game	89.9	122.0
Total Rushes	396	452
NET YARDS PASSING	3704	4114
Avg. Per Game	231.5	257.1
Sacked/Yards Lost	37/224	35/251
Gross Yards	3928	4365
Att./Completions	619/355	585/354
Completion Pct.	57.4	60.5
Had Intercepted	19	17
PUNTS/AVERAGE	85/47.7	80/45.2
NET PUNTING AVG.	41.7	41.4
PENALTIES/YARDS	108/931	133/1168
FUMBLIES/BALL LOST	19/11	20/8
TOUCHDOWNS	37	47
Rushing	8	14
Passing	26	29
Returns	5	4
TIME OF POSSESSION	29:32	30:28

SCORE BY PERIODS	1	2	3	4	OT	TOTAL
COLTS	61	101	59	106	6	333
OPPONENTS	67	129	106	100	6	408

SCORING	TDR	TDP	TDR	PAT	FG	2P	S	TP
Vinatieri			32/35	25/27				107
Gore	6	1						42
Moncrief		6						36
Hilton		5						30
Johnson		4						24
Fleener		3				1		20
Bradshaw		3						18
Freeman		1						6
Lowery		1						6

PASSING	ATT.	COMP.	YDS.	PCT.	AVG./ATT.	TD	TD%
Luck	293	162	1881	55.3	6.4	15	5.1
Hasselbeck	256	156	1690	60.9	6.6	9	3.5
Whitehurst	32	16	150	50.0	4.7	0	0.0
Freeman	28	15	149	53.6	5.3	1	3.6
Lindley	10	6	58	60.0	5.8	1	10.0
COLTS	619	355	3928	57.4	6.3	26	4.2
OPPONENTS	585	354	4365	60.5	7.5	29	5.0

SCORING	TDR	TDP	TDR	PAT	FG	2P	S	TP
Whalen			1					6
Mathis			1					6
Davis			1					6
Doyle			1					6
Allen			1					6
Jackson			1					6
Dorsett			1					6
McGill							1	2
COLTS	6	26	5	32/35	25/27	1	1	333
OPPONENTS	14	29	4	40/44	28/35	1	1	408

2-Point Conversions: Team 1/2, Opponents: 1/3

FGS	1-19	20-29	30-39	40-49	50+	Tot.
Vinatieri	0/0	7/8	6/6	8/8	4/5	25/27
COLTS	0/0	7/8	6/6	8/8	4/5	25/27
OPPONENTS	0/0	6/6	10/10	10/14	2/5	28/35

Vinatieri:	(52/29)(54.32,27)(48.42)(47.34,24.50)(43.55)(43)(49.27,26.44)(35)(25.21,32)(29)(38)(49.52,35)(41.45)(35.48,46)(38.21)(20.32,53.48)(36.49)(40.35)(39.42,52)(29)(46)(38.30,54)(29.51,47.42)(46)(56.22,46.32)(33.20)(49)
------------	---

RUSHING	NO.	YDS.	AVG.	LG	TD
Gore	260	967	3.7	37t	6
Luck	33	196	5.9	25	0
Bradshaw	31	85	2.7	23	0
Herron	14	42	3.0	6	0
Robinson	17	39	2.3	8	0
Freeman	8	24	3.0	9	0
Tipton	5	20	4.0	7	0
McAfee	1	18	18.0	18	0
Dorsett	3	17	5.7	11	0
Hasselbeck	16	15	0.9	10	0
Williams	2	12	6.0	12	0
Varga	1	2	2.0	2	0
Whitehurst	2	1	0.5	2	0
Allen	1	1	1.0	1	0
Reitz	1	0	0.0	0	0
Anderson	1	-1	-1.0	-1	0
COLTS	396	1438	3.6	37t	6
OPPONENTS	452	1952	4.3	56	14

RECEIVING	NO.	YDS.	AVG.	LG	TD
Hilton	69	1124	16.3	87t	5
Moncrief	64	733	11.5	33	6
Reitz	54	491	9.1	57t	3
Johnson	41	503	12.3	35	4
Gore	34	267	7.9	34	1
Whalen	19	205	10.8	38	1
Dorsett	18	225	12.5	35t	1
Allen	16	109	6.8	21	1
Doyle	12	72	6.0	19	1
Bradshaw	10	64	6.4	10	3
Robinson	6	33	5.5	9	0
Herron	6	27	4.5	7	0
Tipton	5	57	11.4	27	0
Varga	1	18	18.0	18	0
Reitz	0	0	0	0	0
COLTS	355	3928	11.1	87t	26
OPPONENTS	354	4365	12.3	80t	29

INTERCEPTIONS	NO.	YDS.	AVG.	LG	TD
Adams	5	63	12.6	38	1
Lowery	4	96	24.0	69t	1
Davis	4	6	1.5	6	0
Freeman	1	23	23.0	23t	1
Jackson	1	6	6.0	6t	1
Fleener	1	2	2.0	2	0
Butler	1	0	0.0	0	0
COLTS	17	196	11.5	69t	4
OPPONENTS	19	285	15.0	48	4

PUNTING	NO.	YDS.	AVG.	TB	IN20	LG	BLK.
McAfee	85	4052	47.7	6	28	63	0
COLTS	85	4052	47.7	6	28	63	0
OPPONENTS	80	3616	45.2	2	30	63	0

PUNT RETURNS	NO.	FC	YDS.	AVG.	LG	TD
Bray	21	7	166	7.9	33	0
Whalen	12	18	85	7.1	22	0
Hilton	4	2	16	4.0	10	0
Dorsett	2	1	1	0.5	1	0
COLTS	39	28	268	6.9	33	0
OPPONENTS	36	23	386	10.7	83	3

KICKOFF RETURNS	NO.	YDS.	AVG.	LG	TD
Bray	21	570	27.1	60	0
Whalen	9	244	27.1	50	0
Varga	6	151	25.2	30	0
Doyle	2	22	11.0	12	0
Tipton	1	23	23.0	23	0
McGill	1	15	15.0	15	0
Dorsett	1	12	12.0	12	0
Moncrief	1	5	5.0	5	0
Anderson	1	5	5.0	5	0
COLTS	43	1047	24.3	60	0
OPPONENTS	8	156	19.5	41	0

### USUAL STARTERS PRO BOWLERS IN BOLDFACE

OFFENSE		DEFENSE	
WR	Andre Johnson	DE	Kendall Langford
LT	Anthony Castonzo	NT	David Parry
LG	Jack Mewhort	DT	Henry Anderson
C	Jonathan Harrison	SLB	Erk Walden
RG	Hugh Thornton	MIKE	D'Oweli Jackson
RT	Joe Reitz	WILL	Jerrell Freeman
TE	Dwayne Allen	RUSH	Robert Mathis
<b>WR T.Y. Hilton</b>	<b>LCB</b>	Greg Toler	
QB	Matt Hasselbeck	<b>RCB</b>	<b>Vontae Davis</b>
TE	Coby Fleener	<b>SS</b>	<b>Mike Adams</b>
RB	Frank Gore	FS	Dwight Lowery

INT.	INT.%	LG	SACKED	RATING
12	4.1	87t	15/88	74.9
5	2.0	57	16/101	84.0
1	3.1	33	5/28	50.3
1	3.6	57t	1/7	65.9
0	0.0	18t	0/0	109.6
19	3.1	87t	37/224	77.5
17	2.9	80t	35/251	88.0

# RECORDS



## 2016

**RECORD: 8-8 COACH: CHUCK PAGANO**  
**THIRD – AFC SOUTH DIVISION**  
**HOME: 4-4 ROAD: 4-4**  
**DIV: 3-3 CONF: 5-7 NCONF: 3-1**

### PRESEASON (2-2)

DATE	RESULTS	OPPONENT	ATTENDANCE
8/7	Cancelled	@ Green Bay	
8/13	W 19-18	@ Buffalo	65,159
8/20	L 18-19	BALTIMORE	65,327
8/27	L 23-33	PHILADELPHIA	65,487
9/1	W 13-10	@ Cincinnati	55,184

### REGULAR SEASON (8-8)

\*Sustained \*Roof/Window Open \*Roof Open/Window Closed  
 @Roof Closed/Window Open

DATE	RESULTS	OPPONENT	ATTENDANCE
9/11	L 35-39	DETROIT	*65,566
9/18	L 20-34	@ Denver	76,379
9/25	W 26-22	SAN DIEGO	*64,747
10/2	L 27-30	@ Jacksonville (London)	83,764
10/9	W 29-23	CHICAGO	*66,622
10/16	L 23-26 OT	@ Houston	71,891
10/23	W 34-26	@ Tennessee	65,470
10/30	L 14-30	KANSAS CITY	*65,417
11/6	W 31-26	@ Green Bay	78,437
11/20	W 24-17	TENNESSEE	*65,048
11/24	L 7-28	PITTSBURGH	66,583
12/5	W 41-10	@ N.Y. Jets	78,160
12/11	L 17-22	HOUSTON	65,250
12/18	W 34-6	@ Minnesota	66,820
12/14	L 25-33	@ Oakland	54,896
1/1	W 24-20	JACKSONVILLE	*65,160

TEAM STATISTICS	COLTS	OPP
TOTAL FIRST DOWNS	351	353
Rushing	93	93
Passing	220	225
Penalty	38	35
3rd Down: M/A/Pct.	87/202 43.1	80/193 41.5
4th Down: M/A/Pct.	8/18 44.4	3/8 37.5
TOTAL NET YARDS	5830	6126
Avg. Per Game	364.4	382.9
Total Plays	1037	1024
Avg. Per Play	5.6	6.0
NET RUSHING YARDS	1628	1926
Avg. Per Game	101.8	120.4
Total Rushes	409	409
NET YARDS PASSING	4202	4200
Avg. Per Game	262.6	262.5
Sacked/Yards Lost	44/289	33/211
Gross Yards	4491	4411
Att./Completions	584/370	582/378
Completion Pct.	63.4	64.9
Had Intercepted	15	8
PUNTS/AVERAGE	56/48.4	63/47.5
NET PUNTING AVG.	42.7	42.1
PENALTIES/YARDS	102/883	125/1159
FUMBLES/BALL LOST	16/7	18/9
TOUCHDOWNS	47	42
Rushing	13	12
Passing	32	3
Returns	2	3
TIME OF POSSESSION	30:39	29:21

SCORE BY PERIODS	1	2	3	4	OT	TOTAL
COLTS	84	120	73	134	0	411
OPPONENTS	66	134	65	124	3	392

SCORING	TDR	TDP	TDR	PAT	FG	2P	S	TP
Vinatieri				44/44	27/31			125
Gore	4	4						48
Turbin	7	1						48
Moncrief	7	7						42
Allen	6					1		40
Hilton	6					1		40
Doyle	5							30
Dorsett	2	2						12
Luck	2							12
Mathis		1						6
Swoope	1							6
Todman		1						6
COLTS	13	32	2	44/44	27/31	2	0	411
OPPONENTS	12	27	3	34/39	34/40	1	1	392

2-Point: Conversions: Team 2/3, Opponents: 1/3

FGS	1-19	20-29	30-39	40-49	50+	Tot.
Vinatieri	0/0	3/3	7/7	10/12	7/9	27/31
COLTS	0/0	3/3	7/7	10/12	7/9	27/31
OPPONENTS	0/0	9/10	10/11	13/15	2/4	34/40

RUSHING	NO.	YDS.	AVG.	LG	TD
Gore	263	1025	3.9	22	4
Luck	64	341	5.3	33	2
Turbin	47	164	3.5	18	7
Todman	9	59	6.6	19	0
Ferguson	15	20	1.3	11	0
Dorsett	2	10	5.0	7	0
Bray	1	7	7.0	7	0
Tolzien	6	3	0.5	5	0
McAfee	1	0	0.0	0	0
NET YARDS	1	-1	-1.0	-1	0
COLTS	409	1628	4.0	33	13
OPPONENTS	409	1926	4.7	57	12

RECEIVING	NO.	YDS.	AVG.	LG	TD
Hilton	91	1448	15.9	63t	6
Doyle	59	584	9.9	24	5
Gore	38	277	7.3	49	4
Allen	35	406	11.6	23t	6
Dorsett	33	528	16.0	64t	2
Moncrief	30	307	10.2	39	7
Turbin	26	179	6.9	19	1
Ferguson	20	136	6.8	14	0
Rogers	19	273	14.4	36	0
Swoope	15	297	19.8	45	1
Bray	3	36	12.0	22	0
Street	1	20	20.0	20	0
COLTS	370	4491	12.1	64t	32
OPPONENTS	378	4411	11.7	49	27

INTERCEPTIONS	NO.	YDS.	AVG.	LG	TD
Butler	3	19	6.3	19	0
Adams	2	56	28.0	56	0
Ayers	1	25	25.0	25	0
Davis	1	0	0.0	0	0
Morris	1	0	0.0	0	0
COLTS	8	100	12.5	56	0
OPPONENTS	15	165	11.0	46t	1

PUNTING	NO.	YDS.	AVG.	TB	IN20	LG	BLK
McAfee	55	2711	49.3	9	19	74	1
COLTS	55	2711	49.3	9	19	74	1
OPPONENTS	63	2994	47.5	8	26	78	0

PUNT RETURNS	NO.	FC	YDS.	AVG.	LG	TD
Rogers	13	12	119	9.2	30	0
Bray	7	8	58	8.3	20	0
Ferguson	1	0	0	0.0	0	0
Hilton	1	1	5	5.0	5	0
Dorsett	0	1	0	0.0	0	0
COLTS	22	22	182	8.3	30	0
OPPONENTS	17	17	139	8.2	28	0

KICKOFF RETURNS	NO.	YDS.	AVG.	LG	TD
Todman	16	478	29.9	99t	1
Bray	9	231	25.7	39	0
Ferguson	4	80	20.0	24	0
Hilton	2	5	2.5	5	0
Blythe	1	10	10.0	10	0
COLTS	32	804	25.1	99t	1
OPPONENTS	39	825	21.2	40	0

### USUAL STARTERS PRO BOWLERS IN BOLDFACE

OFFENSE	DEFENSE
WR Donte Moncrief	DE Kendall Langford
LT Anthony Castonzo	NT David Parry
LG Jack Mewhort	DT Arthur Jones
C Ryan Kelly	SLB Erik Walden
RG Denzel Good	MIKE D'Orwell Jackson
RT Joe Haeg	WILL Edwin Jackson
QB Andrew Luck	RUSH Robert Mathis
WR T.Y. Hilton	LCB Rashaan Melvin
QB Andrew Luck	RCB Vontae Davis
TE Jack Doyle	SS Mike Adams
RB Frank Gore	FS Clayton Geathers
<b>P Pat McAfee</b>	

PASSING	ATT.	COMP.	YDS.	PCT.	AVG./ATT.	TD	TD%	INT.	INT%	LG	SACKED	RATING
Luck	545	346	4240	63.5	7.7	31	5.7	13	2.4	64t	41/266	96.4
Tolzien	37	23	216	62.2	5.8	1	2.7	2	5.4	32	3/21	64.7
McAfee	1	1	35	100.0	35.0	0	0.0	0	0.0	35	0/0	118.8
Morrison	1	0	0	0.0	0.0	0	0.0	0	0.0	0	0/0	39.6
COLTS	584	370	4491	63.4	7.6	32	5.5	15	2.6	64t	44/289	94.5
OPPONENTS	582	378	4411	64.9	7.5	27	4.6	8	1.4	49	33/211	97.5

# RECORDS



## 2017

**RECORD: 4-12 COACH: CHUCK PAGANO**  
**THIRD – AFC SOUTH DIVISION**  
**HOME: 3-5 ROAD: 1-7**  
**DIV: 2-4 CONF: 3-9 NCONF: 1-3**

### PRESEASON (2-2)

DATE	RESULTS	OPPONENT	ATTENDANCE
8/13	L 10-24	DETROIT	63,245
8/19	L 19-24	@ Dallas	88,851
8/26	W 19-15	@ Pittsburgh	50,039
8/31	W 7-6	CINCINNATI	64,779

### REGULAR SEASON (4-12)

\*Sellout \*Roof/Window Open #Roof Open/Window Closed  
 @Roof Closed/Window Open

DATE	RESULTS	OPPONENT	ATTENDANCE
9/10	L 9-46	@ Los Angeles Rams	60,128
9/17	L 13-16 OT	ARIZONA	*63,137
9/24	W 31-28	CLEVELAND	*63,351
10/1	L 18-46	@ Seattle	68,872
10/8	W 26-23 OT	SAN FRANCISCO	*65,612
10/16	L 22-36	@ Tennessee	63,888
10/22	L 0-27	JACKSONVILLE	*@63,104
10/29	L 23-24	@ Cincinnati	57,901
11/5	W 20-14	@ Houston	71,709
11/12	L 17-20	PITTSBURGH	*66,146
11/26	L 16-20	TENNESSEE	*@62,207
12/3	L 10-30	@ Jacksonville	61,207
12/10	L 7-13 OT	@ Buffalo	60,222
12/14	L 13-25	DENVER	63,411
12/23	L 16-23	@ Baltimore	70,590
12/31	W 22-13	HOUSTON	*60,557

### TEAM STATISTICS

	COLTS	OPP
TOTAL FIRST DOWNS	267	324
Rushing	94	99
Passing	148	192
Penalty	25	33
3rd Down: M/A/Pct.	87/228 38.2	97/217 44.7
4th Down: M/A/Pct.	8/17 47.1	7/14 50.0
TOTAL NET YARDS	4553	5873
Avg. Per Game	284.6	367.1
Total Plays	994	1026
Avg. Per Play	4.6	5.7
NET RUSHING YARDS	1661	1927
Avg. Per Game	103.8	120.4
Total Rushes	451	488
NET YARDS PASSING	2892	3946
Avg. Per Game	180.8	246.6
Sacked/Yards Lost	56/334	25/177
Gross Yards	3226	4123
Att./Completions	487/285	513/320
Completion Pct.	58.5	62.4
Had Intercepted	9	13
PUNTS/AVERAGE	85/44.3	64/45.5
NET PUNTING AVG.	42.6	42.0
PENALTIES/YARDS	92/779	102/822
FUMBLES/BALL LOST	20/6	23/7
TOUCHDOWNS	25	44
Rushing	11	15
Passing	13	23
Returns	1	6
TIME OF POSSESSION	29:07	30:53

SCORE BY PERIODS	1	2	3	4	OT	TOTAL
COLTS	42	106	66	46	3	263
OPPONENTS	58	113	94	130	9	404

SCORING	TOR	TDR	PAT	FG	2P	S	TP
Vinatieri				22/24	29/34		109
Gore	3	1					24
Hilton		4					24
Doyle		4					24
Brissett	4						24
Mack	3	1					24
Moncrief							12
Rogers		1					6
Simon			1				6
Turbin	1						6
Ridgeway							1 2
Hairston							1 2
<b>COLTS</b>	<b>11</b>	<b>13</b>	<b>1</b>	<b>22/24</b>	<b>29/34</b>	<b>0</b>	<b>2 263</b>
<b>OPPONENTS</b>	<b>15</b>	<b>23</b>	<b>6</b>	<b>37/38</b>	<b>31/37</b>	<b>4</b>	<b>1 404</b>

**Z-Point:** Conversions: Team 0/1, Opponents: 4/5

FGS	1-19	20-29	30-39	40-49	50+	Tot.
Vinatieri	0/0	11/11	7/10	6/7	5/6	29/34
<b>COLTS</b>	<b>0/0</b>	<b>11/11</b>	<b>7/10</b>	<b>6/7</b>	<b>5/6</b>	<b>29/34</b>
<b>OPPONENTS</b>	<b>0/0</b>	<b>6/6</b>	<b>10/14</b>	<b>13/15</b>	<b>2/2</b>	<b>31/37</b>

**Vinatieri:** (20,38)(46,29)(33)(40)(52,23,38,51)  
 (36,25,52)(1)(29,33,29)(22,53)  
 (48)(26,28,42)(27)(33,43)(45,39)  
 (38,60,48,38,30)(54,22)  
**OPP:** (50,35,44)(27,40,42,30)(1)(44,37)  
 (28,43,44)(48,32,40,48,23)(42,33)(29,34)  
 (39)(41,37,33)(29,45)(30,23,39)(40,40)  
 (30,39,36)(52,46)

RUSHING	NO.	YDS.	AVG.	LG	TD
Gore	261	961	3.7	21	3
Mack	93	358	3.8	35	3
Brissett	63	260	4.1	25	4
Turbin	23	53	2.3	7	1
Jones	5	14	2.8	5	0
Rogers	3	8	2.7	7	0
Ferguson	1	5	5.0	5	0
Tolzien	2	2	1.0	3	0
<b>COLTS</b>	<b>451</b>	<b>1661</b>	<b>3.7</b>	<b>35</b>	<b>11</b>
<b>OPPONENTS</b>	<b>488</b>	<b>1927</b>	<b>3.9</b>	<b>72t</b>	<b>15</b>

RECEIVING	NO.	YDS.	AVG.	LG	TD
Doyle	80	690	8.6	26	4
Hilton	57	986	16.9	80t	4
Gore	29	245	8.4	26	1
Moncrief	26	391	15.0	60t	2
Rogers	23	284	12.3	61t	1
Mack	21	225	10.7	34	1
Aiken	15	133	8.9	21	0
Williams	13	121	9.3	32	0
Turbin	9	56	6.2	16	0
Bray	3	39	13.0	22	0
Daniels	3	26	8.7	13	0
Ferguson	3	16	5.3	8	0
Travis	2	33	16.5	20	0
Hazel	1	1	1.0	1	0
<b>COLTS</b>	<b>285</b>	<b>3226</b>	<b>11.3</b>	<b>80t</b>	<b>13</b>
<b>OPPONENTS</b>	<b>320</b>	<b>4123</b>	<b>12.9</b>	<b>67</b>	<b>23</b>

INTERCEPTIONS	NO.	YDS.	AVG.	LG	TD
Hooker	3	73	24.3	32	0
Melvin	3	28	9.3	21	0
Farley	2	9	4.5	9	0
Wilson	1	33	33.0	32	0
Simon	1	26	26.0	26t	1
Moore	1	25	25.0	25	0
Hairston	1	21	21.0	11	0
Desir	1	0	0.0	0	0
<b>COLTS</b>	<b>13</b>	<b>215</b>	<b>16.5</b>	<b>33</b>	<b>1</b>
<b>OPPONENTS</b>	<b>9</b>	<b>181</b>	<b>20.1</b>	<b>39t</b>	<b>4</b>

PUNTING	NO.	YDS.	AVG.	TB	IN20	LG	BLK.
Sanchez	84	3764	44.8	3	28	61	1
<b>COLTS</b>	<b>85</b>	<b>3764</b>	<b>44.3</b>	<b>3</b>	<b>28</b>	<b>61</b>	<b>1</b>
<b>OPPONENTS</b>	<b>64</b>	<b>2910</b>	<b>45.5</b>	<b>3</b>	<b>29</b>	<b>61</b>	<b>1</b>

PUNT RETURNS	NO.	FC	YDS.	AVG.	LG	TD
Bray	17	8	90	5.3	20	0
Rogers	10	5	80	8.0	30	0
Hogan	0	0	-8	0.0	-8	0
<b>COLTS</b>	<b>27</b>	<b>13</b>	<b>162</b>	<b>6.0</b>	<b>30</b>	<b>0</b>
<b>OPPONENTS</b>	<b>19</b>	<b>27</b>	<b>80</b>	<b>4.2</b>	<b>29</b>	<b>0</b>

KICKOFF RETURNS	NO.	YDS.	AVG.	LG	TD
Bray	18	430	23.9	60	0
Ferguson	5	86	17.2	20	0
Mack	3	69	23.0	34	0
Rogers	1	5	5.0	5	0
Basham	1	0	0.0	0	0
<b>COLTS</b>	<b>28</b>	<b>590</b>	<b>21.1</b>	<b>60</b>	<b>0</b>
<b>OPPONENTS</b>	<b>23</b>	<b>441</b>	<b>19.2</b>	<b>40</b>	<b>0</b>

### WELL KNOWN STARTERS PRO BOWLERS IN BOLDFACE

OFFENSE	DEFENSE
WR Donte Moncrief	DE Henry Anderson
LT Anthony Castonzo	NT Al Woods
LG Jeremy Vujnovich	DT Johnathan Hankins
C Ryan Kelly	SLB John Simon
RG Jack Mewhort	MIKE Antonio Morrison
RT Joe Haeg	WILL Jon Bostic
<b>TE Jack Doyle</b>	RUSH Jabaal Sheard
<b>WR T.Y. Hilton</b>	LCB Rashawn Melvin
QB Jacoby Brissett	RCB Vontae Davis
TE Brandon Williams	SS Matthias Farley
RB Frank Gore	FS Malik Hooker

PASSING	ATT.	COMP.	YDS.	PCT.	AVG./ATT.	TD	TO%	INT.	INT.%	LG	SACKED	RATING
Brissett	469	276	3098	58.8	6.6	13	2.8	7	1.5	80t	52/305	81.7
Tolzien	18	9	128	50.0	7.1	0	0.0	2	11.1	32	4/29	33.8
<b>COLTS</b>	<b>487</b>	<b>285</b>	<b>3226</b>	<b>58.5</b>	<b>6.6</b>	<b>13</b>	<b>2.7</b>	<b>9</b>	<b>1.8</b>	<b>80t</b>	<b>56/334</b>	<b>79.7</b>
<b>OPPONENTS</b>	<b>513</b>	<b>320</b>	<b>4123</b>	<b>62.4</b>	<b>8.0</b>	<b>23</b>	<b>4.5</b>	<b>13</b>	<b>2.5</b>	<b>67</b>	<b>25/177</b>	<b>91.9</b>

# RECORDS



## 2018

### RECORD: 10-6 COACH: FRANK REICH

#### SECOND – AFC SOUTH DIVISION

#### HOME: 6-2 ROAD: 4-4

#### DIV: 4-2 CONF: 7-5 NCONF: 3-1

PRESEASON (3-1)				
DATE	RESULTS	OPPONENT	ATTENDANCE	
8/9	W 19-17	@ Seattle	68,418	
8/20	L 19-20	BALTIMORE	60,576	
8/25	W 23-17	SAN FRANCISCO	64,921	
8/30	W 27-26	@ Cincinnati	39,520	

REGULAR SEASON (10-6)				
*Sellout ^Roof/Window Open #Roof Open/Window Closed				
@Roof Closed/Window Open				
DATE	RESULTS	OPPONENT	ATTENDANCE	
9/9	L 23-34	CINCINNATI	58,699	
9/16	W 21-9	@ Washington	57,013	
9/23	L 16-20	@ Philadelphia	69,696	
9/30	L 34-37	HOUSTON	*57,716	
10/4	L 24-38	@ New England	65,878	
10/14	L 34-42	@ N.Y. Jets	77,982	
10/21	W 37-5	BUFFALO	56,848	
10/28	W 42-28	@ Oakland	54,372	
11/11	W 29-26	JACKSONVILLE	57,473	
11/18	W 38-10	TENNESSEE	57,401	
11/25	W 27-24	MIAMI	57,069	
12/2	L 0-6	@ Jacksonville	67,030	
12/9	W 24-21	@ Houston	71,814	
12/16	W 23-0	DALLAS	*66,654	
12/23	W 28-27	N.Y. GIANTS	61,738	
12/30	W 33-17	@ Tennessee	68,978	
1/5	W 21-7	@ Houston	71,798	
1/12	L 13-31	@ Kansas City	76,765	

TEAM STATISTICS		COLTS	OPP
TOTAL FIRST DOWNS		371	315
Rushing		96	87
Passing		237	203
Penalty		38	25
3rd Down: M/A/Pct.	104/214	48.6	82/200
4th Down: M/A/Pct.	7/15	46.7	7/15
TOTAL NET YARDS		6179	5431
Avg. Per Game		386.2	339.4
Total Plays		1070	995
Avg. Per Play		5.8	5.5
NET RUSHING YARDS		1718	1626
Avg. Per Game		107.4	101.6
Total Rushes		408	415
NET YARDS PASSING		4461	3805
Avg. Per Game		278.8	237.8
Sacked/Yards Lost		18/134	38/228
Gross Yards		4595	4033
Att./Completions		644/432	542/384
Completion Pct.		67.1	70.8
Had Intercepted		15	15
PUNTS/AVERAGE		57/46.1	67/45.1
NET PUNTING AVG.		42.7	41.9
PENALTIES/YARDS		120/953	131/1115
FUMBLES/BALL LOST		17/9	22/11
TOUCHDOWNS		52	37
Rushing		13	12
Passing		39	21
Returns		0	4
TIME OF POSSESSION		29:46	30:14

SCORE BY PERIODS						
	1	2	3	4	OT	TOTAL
COLTS	83	135	87	125	3	433
OPPONENTS	76	99	80	83	6	344

PASSING	ATT.	COMP.	YDS.	PCT.	AVG./ATT.	TD	TD%
Luck	639	430	4593	67.3	7.2	39	6.1
Brissett	4	2	2	50.0	0.5	0	0.0
Ebron	1	0	0	0.0	0.0	0	0.0
<b>COLTS</b>	<b>644</b>	<b>432</b>	<b>4593</b>	<b>67.1</b>	<b>7.1</b>	<b>39</b>	<b>6.1</b>
<b>OPPONENTS</b>	<b>542</b>	<b>384</b>	<b>4033</b>	<b>70.8</b>	<b>7.4</b>	<b>21</b>	<b>3.9</b>

SCORING	TDR	TDP	TDR	PAT	FG	2P	S	TP
Vinatieri					44/47	23/27		113
Ebron	1	13						84
Mack	9	1				2		64
Hilton	6	6						36
Hines	2	2						24
Inman	3	3						18
Swoope	3	3						18
Rogers	2	2				2		18
Doyle	2	2						18
Allie-Cox	2	2						12
Pascal	2	2						12
Wilkins	1	1						6
Hewitt	1	1						6
Johnson	1	1						6
Grant	1	1						6
<b>COLTS</b>	<b>13</b>	<b>39</b>	<b>0</b>	<b>44/47</b>	<b>23/27</b>	<b>4</b>	<b>0</b>	<b>433</b>
<b>OPPONENTS</b>	<b>12</b>	<b>21</b>	<b>4</b>	<b>36/37</b>	<b>28/33</b>	<b>0</b>	<b>0</b>	<b>344</b>

2-Point: Conversions: Team 4/5, Opponents: 0/0

FCS	1-19	20-29	30-39	40-49	50+	Tot.
Vinatieri	0/0	8/8	6/7	5/6	4/6	23/27
<b>COLTS</b>	<b>0/0</b>	<b>8/8</b>	<b>6/7</b>	<b>5/6</b>	<b>4/6</b>	<b>23/27</b>
<b>OPPONENTS</b>	<b>0/0</b>	<b>6/6</b>	<b>11/11</b>	<b>10/12</b>	<b>1/4</b>	<b>28/33</b>

Vinatieri:	(21,38,51,55)	(35,31,28)	(42,44)
	(38,54)	(21,31)	(36)
	(26, 25)	(52)	(22)
	(48, 46, 32)	(54)	(43, 44, 23)
	(53, 25)		
<b>OPP:</b>	(42, 39)	(49, 45, 27, 49)	(55, 33, 24)
	(40, 53, 29, 37)	(45)	(50, 48, 32, 37, 45, 37, 45)
	(45)	(34)	(28, 52, 55)
	(42)	(29)	(50, 37, 46)
	(46)	(40, 27)	(38)

RUSHING	NO.	YDS.	AVG.	LG	TD
Mack	195	908	4.7	49	9
Wilkins	60	336	5.6	53	1
Hines	85	314	3.7	18	2
Luck	46	148	3.2	33	0
Turbin	4	10	2.5	5	0
Pascal	2	10	5.0	8	0
Michael	2	9	4.5	8	0
McNichols	2	4	2.0	7	0
Johnson	1	-2	-2.0	-2	0
Rogers	1	-4	-4.0	-4	0
Brissett	7	-7	-1.0	-1	0
Ebron	3	-8	-2.7	2	1
<b>COLTS</b>	<b>408</b>	<b>1718</b>	<b>4.2</b>	<b>53</b>	<b>13</b>
<b>OPPONENTS</b>	<b>415</b>	<b>1626</b>	<b>3.9</b>	<b>34</b>	<b>12</b>

RECEIVING	NO.	YDS.	AVG.	LG	TD
Hilton	76	1,270	16.7	68t	6
Ebron	66	750	11.4	53t	13
Rogers	53	485	9.2	34	2
Hines	63	425	6.7	28	2
Grant	35	334	9.5	23	1
Inman	28	304	10.9	29	3
Pascal	27	268	9.9	28	2
Doyle	26	245	9.4	20	2
Allie-Cox	7	133	19.0	34	2
Mack	17	103	6.1	29t	1
Johnson	6	102	17.0	34t	1
Swoope	8	87	10.9	26	3
Wilkins	16	85	5.3	17	0
Luck	1	4	4.0	4	0
Turbin	1	3	3.0	3	0
Hewitt	1	1	1.0	1t	1
Kelly	1	-4	-4.0	-4	0
<b>COLTS</b>	<b>432</b>	<b>4595</b>	<b>10.6</b>	<b>68t</b>	<b>39</b>
<b>OPPONENTS</b>	<b>384</b>	<b>4033</b>	<b>10.5</b>	<b>80t</b>	<b>21</b>

INTERCEPTIONS	NO.	YDS.	AVG.	LG	TD
K. Moore II	3	52	17.3	32	0
Leonard	2	38	19.0	28	0
Hooker	2	34	17.0	27	0
Mitchell	1	47	47.0	47	0
Goode	1	16	16.0	16	0
Odum	1	14	14.0	14	0
Walker	1	11	11.0	11	0
Fatley	1	7	7.0	0	0
Desir	1	1	1.0	1	0
C. Moore	1	0	0.0	0	0
Wilson	1	0	0.0	0	0
<b>COLTS</b>	<b>15</b>	<b>220</b>	<b>14.7</b>	<b>47</b>	<b>0</b>
<b>OPPONENTS</b>	<b>15</b>	<b>148</b>	<b>9.9</b>	<b>36</b>	<b>2</b>

PUNTING	NO.	YDS.	AVG.	TB	IN20	LG	BLK.
Sanchez	57	2629	46.1	5	24	63	0
<b>COLTS</b>	<b>57</b>	<b>2629</b>	<b>46.1</b>	<b>5</b>	<b>24</b>	<b>63</b>	<b>0</b>
<b>OPPONENTS</b>	<b>67</b>	<b>3022</b>	<b>45.1</b>	<b>0</b>	<b>33</b>	<b>62</b>	<b>0</b>

PUNT RETURNS	NO.	FC	YDS.	AVG.	LG	TD
Rogers	23	28	215	9.3	51	0
Hilton	1	0	2	2.0	2	0
<b>COLTS</b>	<b>24</b>	<b>28</b>	<b>217</b>	<b>9.0</b>	<b>51</b>	<b>0</b>
<b>OPPONENTS</b>	<b>21</b>	<b>18</b>	<b>93</b>	<b>4.4</b>	<b>15</b>	<b>0</b>

KICKOFF RETURNS	NO.	YDS.	AVG.	LG	TD
Pascal	14	297	21.2	29	0
Johnson	1	23	23.0	23	0
Mack	1	10	10.0	10	0
Rogers	1	10	10.0	10	0
Wilkins	1	7	7.0	7	0
<b>COLTS</b>	<b>17</b>	<b>337</b>	<b>19.8</b>	<b>29</b>	<b>0</b>
<b>OPPONENTS</b>	<b>27</b>	<b>595</b>	<b>22.0</b>	<b>47</b>	<b>0</b>

### USUAL STARTERS PRO BOWLERS IN BOLDFACE

OFFENSE		DEFENSE	
WR	Chester Rogers	DE	Jabaal Sheard
LT	Anthony Castonzo	NT	Margus Hunt
<b>LG</b>	<b>Quenton Nelson</b>	UT	Denico Autry
C	Ryan Kelly	DE	Tyquan Lewis
RG	Mark Glowinski	<b>MIKE</b>	Anthony Walker
RT	Braden Smith	WLB	Darius Leonard
<b>TE</b>	<b>Eric Ebron</b>	SAM	Matthew Adams
WR	T.Y. Hilton	CB	Kenny Moore II
<b>QB</b>	<b>Andrew Luck</b>	CB	Pierre Desir
WR	Ryan Grant	SS	Clayton Geathers
RB	Marlon Mack	FS	Malik Hooker

INT.	INT.%	LG	SACKED	RATING
15	2.3	68t	18/134	98.7
0	0.0	4	0/0	56.3
0	0.0	0	0/0	39.6
<b>COLTS</b>	<b>15</b>	<b>2.3</b>	<b>68t</b>	<b>18/134</b>
<b>OPPONENTS</b>	<b>15</b>	<b>2.8</b>	<b>80t</b>	<b>38/228</b>



# RECORDS



## 2019

**RECORD: 7-9 COACH: FRANK REICH**  
**THIRD – AFC SOUTH DIVISION**  
**HOME: 5-3 ROAD: 2-6**  
**DIV: 3-3 CONF: 5-7 NCONF: 2-2**

PRESEASON (1-3)				
DATE	RESULTS	OPPONENT	ATTENDANCE	
8/8	L 16-24	@ BUFFALO	58,124	
8/17	L 18-21	CLEVELAND	63,237	
8/24	L 17-27	CHICAGO	66,030	
8/29	W 13-6	@ CINCINNATI	35,247	

REGULAR SEASON (7-9)				
*SELLOUT	^ROOF/WINDOW OPEN	#ROOF		
DATE	RESULTS	OPPONENT	ATTENDANCE	

*ROOF CLOSED/WINDOW OPEN				
DATE	RESULTS	OPPONENT	ATTENDANCE	
9/8	L 24-30	@ LA CHARGERS	25,363	
9/15	W 19-17	@ TENNESSEE	62,849	
9/22	W 27-24	ATLANTA	60,295	
9/29	L 24-31	OAKLAND	62,259	
10/6	W 19-13	@ KANSAS CITY	73,352	
10/16	W 30-23	HOUSTON	^59,977	
10/27	W 15-13	DENVER	#61,653	
11/3	L 24-26	@ PITTSBURGH	61,115	
11/10	L 12-16	MIAMI	60,510	
11/17	W 33-13	JACKSONVILLE	61,986	
11/21	L 17-20	@ HOUSTON	71,727	
12/1	L 17-31	TENNESSEE	60,361	
12/8	L 35-38	@ TAMPA BAY	50,232	
12/16	L 7-34	@ NEW ORLEANS	73,053	
12/22	W 38-6	CAROLINA	61,845	
12/29	L 20-38	@ JACKSONVILLE	58,472	

TEAM STATISTICS	COLTS	OPP
TOTAL FIRST DOWNS	340	323
RUSHING	131	93
PASSING	165	207
PENALTY	44	23
3RD DOWN: M/A/PCT.86/207/41.5	85/199/42.7	
4TH DOWN: M/A/PCT.14/24/58.3	8/19/42.1	
TOTAL NET YARDS	5238	5549
AVG. PER GAME	327.4	346.8
TOTAL PLAYS	1016	986
AVG. PER PLAY	5.2	5.6
NET YARDS RUSHING	2130	1567
AVG. PER GAME	133.1	97.9
TOTAL RUSHES	471	383
NET YARDS PASSING	3108	3982
AVG. PER GAME	194.3	248.9
SACKED/YARDS LOST	32/206	41/249
GROSS YARDS	3314	4231
ATTEMPTS/COMPLETIONS	513/307	562/394
COMPLETION PCT.	59.8	70.1
HAD INTERCEPTED	10	15
PUNTS/AVERAGE	59/44.4	55/46.3
NET PUNTING AVG.	41.2	38
PENALTIES/YARDS	79/670	111/1040
FUMBLES/BALL LOST	18/11	16/8
TOUCHDOWNS	42	41
RUSHING	17	8
PASSING	22	29
RETURNS	3	4
TIME OF POSSESSION	30:02	29:58

SCORE BY PERIODS	1	2	3	4	OT	TOTAL
COLTS	89	104	80	88	0	361
OPPONENTS	64	116	93	94	6	373

SCORING	TDR	TDP	PAT	FG	2P	S	TP
Vinatieri	0	0	0	22/28	17/25	0	0
Mack	8	0	0	0/0	0/0	1	0
Pascal	0	5	0	0/0	0/0	1	1
Hilton	0	5	0	0/0	0/0	0	0
McLaughlin	0	0	0	11/11	5/6	0	26
Hines	2	0	2	0/0	0/0	0	24
Doyle	0	4	0	0/0	0/0	0	24
Brissett	4	0	0	0/0	0/0	0	24
Ebron	0	3	0	0/0	0/0	0	18
Rogers	0	2	0	0/0	0/0	0	12
Johnson	0	2	0	0/0	0/0	0	12
Wilkins	2	0	0	0/0	0/0	0	12
Leonard	0	0	1	0/0	0/0	0	6
Campbell	0	1	0	0/0	0/0	0	6
Williams	1	0	0	0/0	0/0	0	6
Houston	0	0	0	0/0	0/0	0	1
<b>COLTS</b>	<b>17</b>	<b>22</b>	<b>3</b>	<b>33/39</b>	<b>22/31</b>	<b>1</b>	<b>2</b>
<b>OPPONENTS</b>	<b>8</b>	<b>29</b>	<b>4</b>	<b>38/38</b>	<b>29/31</b>	<b>2</b>	<b>0</b>

2-Point: Conversions: Team 2/3, Opponents: 1/2

FGS	1-19	20-29	30-39	40-49	50+	Tot.
Vinatieri	0/0	6/7	6/6	3/7	2/5	17/25
McLaughlin	1/1	1/1	1/1	0/1	2/2	5/6
COLTS	<b>1/1</b>	<b>7/8</b>	<b>7/7</b>	<b>3/8</b>	<b>4/7</b>	<b>22/31</b>
OPPONENTS	<b>0/0</b>	<b>10/10</b>	<b>8/8</b>	<b>7/9</b>	<b>4/4</b>	<b>29/31</b>

Vinatieri:	(46, 44, 29) (1)	(49, 21) (26, 57) (32, 32, 31, 29) (45, 55, 45, 51) (25, 43) (25, 39) (34)
McLaughlin:	(50, 19, 47) (1)	(35) (20, 50)
OPP:	(40) (49, 45) (34) (26) (29, 36) (47, 31, 26) (21, 29) (21, 51, 33, 26) (47, 48, 48) (46) (35, 36) (31) (44) (33, 26) (27, 50) (20, 53, 56)	

RUSHING	NO.	YDS.	AVG.	LG	TD
Mack	247	1,091	4.4	63t	8
Wilkins	51	307	6.0	55	2
Williams	49	235	4.8	48	1
Brissett	56	228	4.1	24	4
Hines	52	199	3.8	18	2
Campbell	4	34	8.5	22	0
Rogers	1	18	18.0	18	0
Pascal	2	16	8.0	12	0
Hoyer	8	2	0.3	6	0
Nelson	1	0	0.0	0	0
<b>COLTS</b>	<b>471</b>	<b>2130</b>	<b>4.5</b>	<b>63t</b>	<b>17</b>
<b>OPPONENTS</b>	<b>383</b>	<b>1567</b>	<b>4.1</b>	<b>60</b>	<b>8</b>

RECEIVING	NO.	YDS.	AVG.	LG	TD
Hilton	45	501	11.1	35	5
Hines	44	320	7.3	21	0
Doyle	43	448	10.4	23	4
Pascal	41	607	14.8	37	5
Ebron	31	375	12.1	48t	3
Campbell	18	127	7.1	27	1
Johnson	17	277	16.3	50	2
Rogers	16	179	11.2	27	2
Mack	14	82	5.9	14	0
Alie-Cox	8	93	11.6	21	0
Wilkins	7	43	6.1	11	0
Williams	5	59	11.8	31	0
Cain	4	52	13.0	25	0
Travis	4	51	12.8	25	0
Inman	4	49	12.3	22	0
Funchess	3	32	10.7	16	0
Dulin	2	17	8.5	13	0
Brissett	1	2	2.0	2	0
Williams	0	0	0.0	0	0
<b>COLTS</b>	<b>307</b>	<b>3314</b>	<b>10.8</b>	<b>50</b>	<b>22</b>
<b>OPPONENTS</b>	<b>394</b>	<b>4231</b>	<b>10.7</b>	<b>61t</b>	<b>29</b>

INTERCEPTIONS	NO.	YDS.	AVG.	LG	TD
Leonard	5	92	18.4	80t	1
Desir	3	0	0.0	0	0
Hooker	2	39	19.5	26	0
Moore	2	36	18.0	35	0
Walker	1	0	0.0	0	0
Geathers	1	0	0.0	0	0
Ya-Sin	1	0	0.0	0	0
<b>COLTS</b>	<b>15</b>	<b>167</b>	<b>11.1</b>	<b>80t</b>	<b>1</b>
<b>OPPONENTS</b>	<b>10</b>	<b>225</b>	<b>22.5</b>	<b>96t</b>	<b>2</b>

PUNTING	NO.	YDS.	AVG.	TB	INTO	LG	BLK.
R.Sanchez	59	2,619	44.4	1	22	60	0
<b>COLTS</b>	<b>59</b>	<b>2,619</b>	<b>44.4</b>	<b>1</b>	<b>22</b>	<b>60</b>	<b>0</b>
<b>OPPONENTS</b>	<b>55</b>	<b>2,546</b>	<b>46.3</b>	<b>2</b>	<b>27</b>	<b>65</b>	<b>0</b>

PUNT RETURNS	NO.	FC	YDS.	AVG.	LG	TD
Rogers	14	17	137	9.8	21	0
Hines	9	4	281	31.2	84t	2
Okereke	1	0	0	0.0	0	0
<b>COLTS</b>	<b>24</b>	<b>21</b>	<b>418</b>	<b>17.4</b>	<b>84t</b>	<b>2</b>
<b>OPPONENTS</b>	<b>28</b>	<b>15</b>	<b>166</b>	<b>5.9</b>	<b>17</b>	<b>0</b>

KICKOFF RETURNS	NO.	YDS.	AVG.	LG	TD
Pascal	10	263	26.3	47	0
Campbell	7	175	25.0	36	0
Hines	6	123	20.5	25	0
Dulin	3	90	30.0	46	0
Rogers	3	27	9.0	13	0
Wilkins	1	15	15.0	15	0
Johnson	1	14	14.0	14	0
<b>COLTS</b>	<b>31</b>	<b>707</b>	<b>22.8</b>	<b>47</b>	<b>0</b>
<b>OPPONENTS</b>	<b>19</b>	<b>470</b>	<b>24.7</b>	<b>59</b>	<b>0</b>

### USUAL STARTERS PRO BOWLERS IN BOLDFACE

OFFENSE		DEFENSE	
WR	Chester Rogers	DE	Jabaa! Sheard
LT	Anthony Castonzo	NT	Grover Stewart
<b>LG</b>	<b>Quenton Nelson</b>	UT	Denico Autry
<b>C</b>	<b>Ryan Kelly</b>	DE	Justin Houston
RG	Mark Glowinski	MIKE	Anthony Walker
RT	Braden Smith	<b>WLB</b>	<b>Darius Leonard</b>
<b>TE</b>	<b>Jack Doyle</b>	SAM	Bobby Okereke
WR	T.Y. Hilton	CB	Kenny Moore II
QB	Jacoby Brissett	SS	Rock Ya-Sin
WR	Zach Pascal	CB	Clayton Geathers
RB	Marlon Mack	FS	Malik Hooker

PASSING	ATT.	COMP.	YDS.	PCT.	AVG./ATT.	TD	TD%	INT.	INT.%	LG	SACKED	RATING
Brissett	447	272	2,942	60.9	6.6	18	4.0	6	1.3	50	27/159	88.0
Hoyer	65	35	372	53.8	5.7	4	6.2	4	6.2	23	5/47	65.7
Pascal	1	0	0	0.0	0.0	0	0.0	0	0.0	0	0/0	39.6
<b>COLTS</b>	<b>513</b>	<b>307</b>	<b>3,314</b>	<b>59.8</b>	<b>6.5</b>	<b>22</b>	<b>4.3</b>	<b>10</b>	<b>1.9</b>	<b>50</b>	<b>32/206</b>	<b>85.0</b>
<b>OPPONENTS</b>	<b>562</b>	<b>394</b>	<b>4,231</b>	<b>70.1</b>	<b>7.5</b>	<b>29</b>	<b>5.2</b>	<b>15</b>	<b>2.7</b>	<b>61t</b>	<b>41/249</b>	<b>97.9</b>

# RECORDS



## COLTS PRESEASON RESULTS

(All Games on Saturday Night unless otherwise indicated; \* denotes OT)

**1947 RECORD: 0-2**  
8/22 20-29 L 7,018  
8/29 0-28 L 33,106

**1948 RECORD: 1-2**  
8/8 21-27 L 15,000  
8/22 14-42 L 35,139  
8/27 21-17 W 13,417

**1949 RECORD: 3-1**  
8/10 28-12 W 2,953

8/16 14-28 L 35,000  
8/19 5-0 W 9,000

**EXHIBITION GAME**  
10/9 31-10 W 4,000

**1950 RECORD: 0-7**  
8/13 27-30 L 15,000  
8/19 7-34 L 21,000

8/24 17-21 L 17,000  
8/30 14-27 L 6,000

9/2 21-70 L 16,380

9/4 17-42 L 22,500

9/10 14-16 L 17,191

**1953 RECORD: 3-3**  
8/15 7-10 L 14,000

8/22 10-7 W 7,000

8/26 13-6 W 15,000

9/7 21-23 L 20,000

9/12 6-10 L 12,000  
9/20 9-3 W 22,800

**1954 RECORD: 4-1**  
8/14 10-0 W 10,031

8/22 27-21 W 11,750  
9/10 16-21 L 10,000

9/15 20-2 W 18,581  
9/18 49-14 W 19,380

**1955 RECORD: 3-2-1**  
8/13 6-21 L 8,006  
— 61-0 W —

8/30 28-28 T 23,280  
9/6 14-17 L 20,000

9/10 24-14 W 11,872  
9/18 44-17 W 20,754

**1956 RECORD: 3-2**  
8/11 24-13 W 17,575

8/20 10-28 L 21,000  
8/25 37-16 W 12,500

9/9 14-19 L 21,876

9/16 21-13 W 28,471

**1957 RECORD: 2-2-1**  
8/17 17-10 W 17,026

8/24 24-24 T 12,000

9/8 14-24 L 34,352  
9/15 27-9 W 17,216

9/21 21-27 L 21,182

**OPPONENT**  
Buffalo Bills (Hershey, Pa.)  
Cleveland Browns (Akron, Ohio-Rubber Bowl)

**OPPONENT**  
Los Angeles Dons (Portland, Ore.-Multnomah/Civic Stadium)  
San Francisco 49ers (Kezar Stadium) Sun  
Cleveland Browns (Toledo, Ohio-Glass Bowl)

**OPPONENT**  
Buffalo Bills (Wilmington, Del.-Blue Rock Stadium)  
Brooklyn-NY Yankees (Babe Ruth Stadium)  
Brooklyn-NY Yankees (Allentown, Pa.-Taylor Stadium)

Charlotte Clippers (Charlotte, NC-Charlotte Memorial Stadium)

**OPPONENT**  
Pittsburgh Steelers (Memorial Stadium) Sun  
Cleveland Browns (Cincinnati, Ohio-Nippert Stadium)

Chicago Bears (Memorial Stadium) Thu  
San Francisco 49ers (Memorial Stadium) Wed  
Los Angeles Rams (San Antonio, Texas-Alamo Stadium)  
NY Yanks (Shreveport, La.-Fairgrounds Stadium) Mon  
Green Bay Packers (Fairgrounds Stadium) Sun

**OPPONENT**  
Philadelphia Eagles (Norfolk, Va.-Foreman Field) Fri  
Chicago Cardinals (Lubbock, Texas-Jones Stadium) Fri  
Pittsburgh Steelers (Rochester, NY-St. Thomas Aquinas HS) Wed  
Cleveland Browns (Akron, Ohio-Rubber Bowl) Mon  
NY Giants (St. Louis, Mo.-Busch Stadium) Sun  
Washington (Memorial Stadium) Sun

**OPPONENT**  
Philadelphia Eagles (Hershey, Pa.)  
Pittsburgh Steelers (Forbes Field) Sun  
Pittsburgh Steelers (Tulsa, Okla.-Skelly Stadium) Fri  
Chicago Cardinals (Comiskey Park) Wed  
Washington (Memorial Stadium) Wed

**OPPONENT**  
Philadelphia Eagles (Hershey, Pa.)  
Fort Belvoir (Westminster, Md.-Westminster HS)  
Washington (Memorial Stadium) Tue  
NY Giants (Minneapolis, Minn.-Parade Stadium) Tue  
Chicago Cardinals (Comiskey Park)

Pittsburgh Steelers (Buffalo, NY-Civic Stadium) Sun

**OPPONENT**  
Philadelphia Eagles (Hershey, Pa.)  
NY Giants (Boston, Mass.-Braves Field) Mon  
Pittsburgh Steelers (Cincinnati, Ohio-Nippert Stadium)  
Philadelphia Eagles (Louisville, Ky.-Fairgrounds Stadium) Sun  
Washington (Memorial Stadium) Sun

**OPPONENT**  
Philadelphia Eagles (Hershey, Pa.)  
Chicago Bears (Cincinnati, Ohio-Nippert Stadium)  
Washington (Memorial Stadium) Sun  
Chicago Cardinals (Louisville, Ky.-Fairgrounds Stadium) Sun  
Chicago Cardinals (St. Louis, Mo.-Busch Stadium)

**1958 RECORD: 2-3-1**  
8/16 28-30 L 17,000  
8/23 31-31 T 14,000

8/29 7-27 L 18,131  
9/6 10-13 L 10,000

9/14 27-21 W 11,111  
9/21 42-21 W 18,747

**1959 RECORD: 4-2**  
8/14 29-0 W 70,000

8/21 28-3 W 55,000  
8/28 23-10 W 22,409

9/4 30-21 W 39,555

9/13 13-35 L 15,928  
9/20 17-31 L 16,671

**1960 RECORD: 3-3**  
8/12 32-7 W 70,000

8/19 14-10 W 40,000  
8/26 21-31 L 14,000

9/2 28-34 L 33,265

9/12 30-7 W 6,218  
9/17 21-35 L 20,125

**1961 RECORD: 3-2**  
8/12 20-24 L 15,000

8/18 13-3 W 10,203  
8/26 41-7 W 20,302

9/1 24-35 L 19,000

9/10 49-20 W 50,787

**1962 RECORD: 3-2**  
8/11 56-28 W 18,530

8/16 34-14 W 25,632  
8/25 24-10 W 14,000

9/2 13-24 L 29,544

9/9 9-20 L 8,962

**1963 RECORD: 4-1**  
8/10 26-21 W 18,597

8/17 21-7 W 83,218

8/24 17-14 W 18,000

8/31 27-21 W 22,000  
9/7 7-14 L 51,218

**1964 RECORD: 3-1-1**  
8/8 28-17 W 18,500

8/14 28-28 T 46,852  
8/21 21-30 L 32,069

8/27 41-14 W 45,016  
9/6 48-17 W 10,000

**1965 RECORD: 5-0**  
8/14 22-10 W 75,229

8/20 23-3 W 48,035  
8/28 38-10 W 47,186

9/4 33-23 W 22,117  
9/11 33-14 W 11,540

**OPPONENT**  
Philadelphia Eagles (Hershey, Pa.)  
Chicago Cardinals (Austin, Tx.-Memorial Stadium)  
Washington (Memorial Stadium) Fri  
Pittsburgh Steelers (Buffalo, NY-Civic Stadium)  
NY Giants (Memorial Stadium) Sun  
NY Giants (Louisville, Ky.-Fairgrounds Stadium) Sun

**OPPONENT**  
College All-Stars (Chicago, Ill.-Soldier Field) Fri  
NY Giants (Dallas, Texas-Cotton Bowl) Fri  
Washington (Memorial Stadium) Fri  
Pittsburgh Steelers (Miami, Fla.-Orange Bowl) Fri  
Philadelphia Eagles (Franklin Field) Sun  
Chicago Cardinals (Louisville, Ky.-Fairgrounds Stadium) Sun

**OPPONENT**  
College All-Stars (Chicago, Ill.-Soldier Field) Fri  
Dallas Cowboys (Cotton Bowl) Fri  
St. Louis Cardinals (Charleston, SC-Johnson Hagood Stadium) Fri  
Pittsburgh Steelers (Miami, Fla.-Orange Bowl) Fri  
Washington (Memorial Stadium) Tue  
Philadelphia Eagles (Hershey, Pa.)

**OPPONENT**  
Pittsburgh Steelers (Roanoke, Va.-Victory Stadium)  
Minnesota Vikings (Memorial Stadium) Fri  
Washington (Norfolk, Va.-Foreman Field) Fri  
Dallas Cowboys (Norman, Okla.-Owen Field) Fri  
NY Giants (New Haven, Ct.-Yale Bowl) Sun

**OPPONENT**  
Philadelphia Eagles (Hershey, Pa.)  
Washington (D.C. Stadium) Thu  
Dallas Cowboys (Roanoke, Va.-Victory Stadium)  
Minnesota Vikings (Metropolitan Stadium) Sun  
Pittsburgh Steelers (Forbes Field) Sun

**OPPONENT**  
Philadelphia Eagles (Hershey, Pa.)  
Cleveland Browns (Cleveland Municipal Stadium)  
Pittsburgh Steelers (Atlanta, Ga.-Ponce de Leon Stadium)  
Washington (Norfolk, Va.-Foreman Field)  
Chicago Bears (New Orleans, La.-Tulane Stadium)

**OPPONENT**  
Philadelphia Eagles (Hershey, Pa.)  
Detroit Lions (Tiger Stadium) Fri  
St. Louis Cardinals (Busch Stadium) Fri  
Washington (D.C. Stadium) Thu  
Pittsburgh Steelers (Canton, Ohio-Fawcett Stadium-HOF) Sun

**OPPONENT**  
St. Louis Cardinals (New Orleans, La.-Tulane Stadium)  
Detroit Lions (Tiger Stadium) Fri  
Pittsburgh Steelers (Atlanta, Ga.-Ponce de Leon Stadium)  
Washington (Norfolk, Va.-Foreman Field)

Philadelphia Eagles (Hershey, Pa.)

# RECORDS



## 1966 RECORD: 5-0

8/3	35-0	W	45,805
8/13	31-17	W	41,352
8/19	33-7	W	28,304
8/26	24-17	W	83,418
9/1	20-0	W	39,766

## 1967 RECORD: 4-1

8/13	33-3	W	29,313
8/21	5-9	L	34,054
8/26	14-5	W	38,367
8/31	23-17	W	47,008
9/9	33-7	W	58,492

## 1968 RECORD: 5-1

8/3	14-12	W	51,154
8/10	10-0	W	31,917
8/16	15-13	W	45,810
8/23	7-14	L	34,082
8/31	22-13	W	63,202
9/7	16-10	W	69,520

## 1969 RECORD: 6-0

8/2	26-6	W	52,171
8/9	34-30	W	51,246
8/15	33-29	W	47,015
8/22	20-7	W	45,750
8/30	23-10	W	52,680
9/14	23-7	W	58,975

## 1970 RECORD: 4-2

8/8	33-21	W	53,519
8/14	17-3	W	38,341
8/22	24-7	W	42,499
8/29	13-20	L	73,533
9/5	20-14	W	34,500
9/12	14-17	L	46,045

## 1971 RECORD: 3-4

7/30	24-17	W	52,289
8/7	3-10	L	16,771
8/14	21-13	W	17,593
8/22	20-23	L	91,745
8/28	20-14	W	46,045
9/3	14-27	L	22,291
9/11	3-24	L	50,212

## 1972 RECORD: 3-3

8/4	3-33	L	42,864
8/14	0-16	L	53,627
8/21	23-17	W	76,882
8/26	16-13	W	37,221
9/1	17-24	L	40,238
9/10	20-13	W	49,605

## 1973 RECORD: 2-4

8/4	7-34	L	50,350
8/11	20-34	L	57,122
8/18	32-28	W	33,174
8/25	3-20	L	54,947
9/1	9-20	L	41,571
9/9	17-10	W	41,860

## OPPONENT

Washington (D.C. Stadium) Wed  
Philadelphia Eagles (New Orleans, La.-Tulane Stadium)  
St. Louis Cardinals (Busch Memorial Stadium) Fri  
Cleveland Browns (Cleveland Municipal Stadium) Fri  
Detroit Lions (Tiger Stadium) Fri

## OPPONENT

Boston Patriots (Harvard Stadium) Sun  
St. Louis Cardinals (Busch Memorial Stadium) Mon  
Detroit Lions (Tiger Stadium)  
Washington (D.C. Stadium) Fri  
Dallas Cowboys (Cotton Bowl)

## OPPONENT

Oakland Raiders (Oakland-Alameda County Coliseum)  
Chicago Bears (Birmingham, Ala.-Legion Field) Fri  
Washington (D.C. Stadium) Fri  
Detroit Lions (Tiger Stadium) Fri  
Miami Dolphins (Orange Bowl)  
Dallas Cowboys (Cotton Bowl)

## OPPONENT

San Diego Chargers (Jack Murphy Stadium)  
Oakland Raiders (Oakland-Alameda County Coliseum)  
Houston Oilers (Astrodome) Fri  
Buffalo Bills (War Memorial) Fri  
Miami Dolphins (Orange Bowl)  
Dallas Cowboys (Cotton Bowl) Sun

## OPPONENT

Oakland Raiders (Oakland-Alameda County Coliseum)  
Kansas City Chiefs (Municipal Stadium) Fri  
Denver Broncos (Mile High Stadium)  
Miami Dolphins (Orange Bowl)  
Detroit Lions (Raleigh, NC-Carter Stadium)  
Washington (RFK Stadium)

## OPPONENT

College All-Stars (Chicago, Ill.-Soldier Field) Fri  
Kansas City Chiefs (Memorial Stadium)  
Chicago Bears (Memorial Stadium)  
Detroit Lions (Ann Arbor, Mich.-Michigan Stadium) Sun  
Washington (RFK Stadium)  
Dallas Cowboys (Memorial Stadium) Fri  
Oakland Raiders (Jacksonville, Fla.-Gator Bowl)

## OPPONENT

Washington (Tampa, Fla.-Tampa Stadium) Fri  
Oakland Raiders (Oakland-Alameda County Coliseum) Sun  
Kansas City Chiefs (Arrowhead Stadium) Sun  
Pittsburgh Steelers (Tampa, Fla.-Tampa Stadium) Fri  
Detroit Lions (Tampa, Fla.-Tampa Stadium) Fri  
Denver Broncos (Mile High Stadium) Sun

## OPPONENT

Pittsburgh Steelers (Three Rivers Stadium)  
Atlanta Falcons (Fulton County Stadium)  
Detroit Lions (Memphis, Tenn.-Liberty Bowl)  
Washington (RFK Stadium)  
Houston Oilers (Astrodome)  
Denver Broncos (Mile High Stadium) Sun

## 1974 RECORD: 1-4

8/9	3-6	L	6,792
8/17	37-3	W	25,116
8/26	16-20	L	29,987
8/31	7-23	L	39,668
9/6	6-7	L	29,704

## 1975 RECORD: 2-4

8/9	23-20	W	35,269
8/16	3-10	L	43,097
8/22	10-31	L	32,081
8/30	3-27	L	60,643
9/8	26-21	W	30,505
9/12	10-24	L	30,110

## 1976 RECORD: 2-4

7/31	21-0	W	20,304
8/6	20-3	W	35,575
8/14	14-25	L	54,338
8/20	20-26	L	*38,879
8/28	7-21	L	24,986
9/2	9-24	L	54,217

## 1977 RECORD: 3-3

8/5	8-14	L	40,059
8/14	14-7	W	37,189
8/19	29-7	W	45,529
8/27	21-23	L	54,835
9/2	21-10	W	40,695
9/10	0-14	L	47,032

## 1978 RECORD: 1-3

8/5	10-22	L	41,819
8/12	12-23	L	64,139
8/18	16-17	L	42,731
8/26	13-7	W	49,718

## 1979 RECORD: 2-2

8/3	17-14	W	36,733
8/11	3-24	L	43,056
8/17	17-31	L	44,251
8/24	17-7	W	36,434

## 1980 RECORD: 2-2

8/9	3-13	L	31,636
8/16	17-3	W	53,314
8/22	37-20	W	27,163
8/29	35-51	L	51,103

## 1981 RECORD: 0-4

8/8	23-24	L	46,792
8/15	17-20	L	40,716
8/22	7-13	L	44,937
8/28	17-31	L	55,794

## 1982 RECORD: 3-2

8/7	14-30	L	23,379
8/14	19-14	W	31,985
8/21	34-3	W	56,748
8/28	15-37	L	52,471
9/4	26-17	W	59,972

## 1983 RECORD: 2-2

8/4	15-0	W	42,359
8/13	10-7	W	56,061
8/20	14-27	L	32,205
8/26	7-10	L	37,420

## OPPONENT

Detroit Lions (Memorial Stadium) Fri  
Cleveland Browns (Tampa, Fla.-Tampa Stadium)  
Chicago Bears (Memorial Stadium) Mon  
Atlanta Falcons (Fulton County Stadium)  
Washington (RFK Stadium) Fri

## OPPONENT

Denver Broncos (Mile High Stadium)  
Atlanta Falcons (Lincoln, Neb.-Memorial Stadium)  
Pittsburgh Steelers (Memorial Stadium) Fri  
New Orleans Saints (Louisiana Superdome)  
Houston Oilers (Astrodome) Mon  
Washington (Memorial Stadium) Fri

## OPPONENT

Cleveland Browns (Lincoln, Neb.-Memorial Stadium)  
Washington (Memorial Stadium) Fri  
Chicago Bears (Soldier Field)  
New Orleans Saints (Memorial Stadium) Fri  
Atlanta Falcons (Fulton County Stadium)  
Detroit Lions (Pontiac Silverdome) Thu

## OPPONENT

Denver Broncos (Mile High Stadium)  
Houston Oilers (Astrodome) Sun  
Minnesota Vikings (Memorial Stadium) Fri  
Dallas Cowboys (Texas Stadium)  
Detroit Lions (Memorial Stadium) Fri  
Tampa Bay Buccaneers (Tampa Stadium)

## OPPONENT

Pittsburgh Steelers (Memorial Stadium)  
Tampa Bay Buccaneers (Tampa Stadium)  
Washington (Memorial Stadium) Fri  
Detroit Lions (Pontiac Silverdome)

## OPPONENT

Philadelphia Eagles (Memorial Stadium) Fri.  
Cleveland Browns (Cleveland Municipal Stadium)  
Philadelphia Eagles (Veterans Stadium) Fri  
Detroit Lions (Memorial Stadium) Fri

## OPPONENT

Washington (Memorial Stadium)  
Green Bay Packers (Milwaukee County Stadium)  
NY Giants (Memorial Stadium) Fri  
Atlanta Falcons (Fulton County Stadium) Fri

## OPPONENT

New Orleans Saints (Louisiana Superdome)  
NY Giants (Giants Stadium)  
Washington (Memorial Stadium)  
Seattle Seahawks (Kingdome) Fri

## OPPONENT

Minnesota Vikings (Canton, Ohio-Fawcett Stadium-HOF)  
NY Giants (Memorial Stadium)  
Atlanta Falcons (Tempe, Ariz.-Sun Devil Stadium)  
Pittsburgh Steelers (Three Rivers Stadium)  
Chicago Bears (Soldier Field)

## OPPONENT

Houston Oilers (Astrodome) Thu  
Minnesota Vikings (HHH Metrodome)  
NY Giants (Giants Stadium)  
Atlanta Falcons (Fulton County Stadium) Fri

# RECORDS



## 1984 RECORD: 1-3

8/4 3-24 L 37,559  
8/11 26-20 W 60,236  
8/18 0-31 L 68,951  
8/25 17-34 L 54,479

## 1985 RECORD: 2-2

8/10 19-7 W 60,014  
8/17 24-13 W 46,252  
8/24 3-20 L 71,406  
8/30 21-31 L 60,006

## 1986 RECORD: 1-3

8/8 14-21 L 55,443  
8/16 21-38 L 66,030  
8/23 20-13 W 57,921  
8/30 20-23 L\* 57,969

## 1987 RECORD: 3-1

8/15 22-19 W 45,753  
8/22 13-37 L 49,304  
8/29 17-6 W 51,975  
9/5 23-16 W 50,111

## 1988 RECORD: 3-1

8/6 20-7 W 44,258  
8/13 25-21 W 53,720  
8/20 18-6 W 54,117  
8/25 20-21 L 73,957

## 1989 RECORD: 4-0

8/12 31-7 W 57,771  
8/19 24-23 W 30,218  
8/26 30-0 W 54,750  
9/2 38-34 W 55,128

## 1990 RECORD: 0-4

8/11 7-16 L 51,044  
8/17 10-13 L 52,475  
8/27 16-17 L 47,999  
8/31 14-17 L 54,796

## 1991 RECORD: 1-3

8/2 3-10 L 75,375  
8/10 7-17 L 47,943  
8/17 34-28 W 45,963  
8/23 21-23 L 52,687

## 1992 RECORD: 2-2

8/8 34-14 W 42,786  
8/15 10-27 L 43,727  
8/22 0-20 L 55,362  
8/28 21-10 W 65,557

## 1993 RECORD: 2-2

8/7 16-13 W\* 45,055  
8/14 7-24 L 42,792  
8/20 18-7 W 43,642  
8/27 10-41 L 56,811

## 1994 RECORD: 4-0

8/5 13-9 W 40,469  
8/13 26-21 W 49,089  
8/20 17-14 W 45,650  
8/25 24-7 W 39,052

## 1995 RECORD: 3-1

8/4 21-34 L 39,946  
8/12 20-17 W 38,006  
8/19 20-17 W\* 55,624  
8/24 29-7 W 45,626

## 1996 RECORD: 3-2

7/27 10-7 W 23,376  
8/3 25-28 W 45,024  
8/10 12-16 L 12,851  
8/17 15-13 W 39,930  
8/24 30-6 W 49,081

## 1997 RECORD: 2-2

8/1 20-16 W 47,913  
8/9 17-23 L 56,447  
8/16 3-45 L 52,844  
8/21 16-3 W 47,417

## OPPONENT

Miami Dolphins (Orange Bowl)  
NY Giants (Hoosier Dome)  
Denver Broncos (Mile High Stadium)  
Green Bay Packers (Lambeau Field)

## OPPONENT

Seattle Seahawks (Hoosier Dome)  
Chicago Bears (Soldier Field)  
Denver Broncos (Mile High Stadium)  
Cincinnati Bengals (Hoosier Dome) Fri

## OPPONENT

Seattle Seahawks (Kingdome) Fri  
Chicago Bears (Soldier Field)  
Detroit Lions (Hoosier Dome)  
Minnesota Vikings (Hoosier Dome)

## OPPONENT

Detroit Lions (Pontiac Silverdome)  
Minnesota Vikings (HHH Metrodome)  
Houston Oilers (Hoosier Dome)  
Tampa Bay Buccaneers (Hoosier Dome)

## OPPONENT

Tampa Bay Buccaneers (Tampa Stadium)  
Green Bay Packers (Hoosier Dome)  
New Orleans Saints (Hoosier Dome)  
Denver Broncos (Mile High Stadium) Thu

## OPPONENT

New Orleans Saints (Louisiana Superdome)  
Green Bay Packers (Lambeau Field)  
Tampa Bay Buccaneers (Hoosier Dome)  
Denver Broncos (Hoosier Dome)

## OPPONENT

Denver Broncos (Hoosier Dome)  
Seattle Seahawks (Kingdome) Fri  
Philadelphia Eagles (Hoosier Dome) Mon  
New Orleans Saints (Louisiana Superdome) Fri

## OPPONENT

Denver Broncos (Mile High Stadium) Fri  
Seattle Seahawks (Hoosier Dome)  
New Orleans Saints (Hoosier Dome)  
Philadelphia Eagles (Veterans Stadium) Fri

## OPPONENT

New England Patriots (Hoosier Dome)  
Seattle Seahawks (Hoosier Dome)  
Cincinnati Bengals (Riverfront Stadium)  
Kansas City Chiefs (Arrowhead Stadium) Fri

## OPPONENT

Seattle Seahawks (Kingdome)  
Cincinnati Bengals (Hoosier Dome) Fri  
Los Angeles Raiders (Hoosier Dome) Fri  
Green Bay Packers (Lambeau Field) Fri

## OPPONENT

Seattle Seahawks (RCA Dome) Fri  
Cincinnati Bengals (Riverfront Stadium)  
Pittsburgh Steelers (Three Rivers Stadium)  
Cleveland Browns (RCA Dome) Thu

## OPPONENT

Cincinnati Bengals (RCA Dome) Fri  
Seattle Seahawks (Kingdome)  
Green Bay Packers (Lambeau Field)  
Chicago Bears (RCA Dome) Thu

## OPPONENT

New Orleans Saints (Canton, Ohio-Fawcett Stadium-HOF)  
Cincinnati Bengals (Riverfront Stadium)  
Houston Oilers (Astrodome)  
Seattle Seahawks (RCA Dome)  
Green Bay Packers (RCA Dome)

## OPPONENT

Cincinnati Bengals (RCA Dome) Fri  
San Diego Chargers (Qualcomm Stadium)  
Seattle Seahawks (Kingdome)  
Detroit Lions (RCA Dome) Thu

## 1998 RECORD: 2-2

8/8 21-24 L 52,645  
8/17 30-27 W 36,598  
8/22 3-33 L 47,820  
8/27 20-17 W 42,852

## 1999 RECORD: 3-1

8/7 6-9 L 37,721  
8/14 20-17 W 41,998  
8/21 37-7 W 41,788  
9/2 31-28 W 41,074

## 2000 RECORD: 3-2

7/29 13-20 L 47,985  
8/5 16-28 L 68,578  
8/12 17-0 W 20,105  
8/19 24-23 W 87,145  
8/24 32-30 W 51,337

## 2001 RECORD: 2-2

8/11 28-21 W 45,089  
8/18 26-27 L 48,165  
8/24 21-28 L 63,804  
8/30 23-17 W 42,032

## 2002 RECORD: 2-2

8/10 28-10 W 52,902  
8/17 10-22 L 40,860  
8/24 19-7 W 41,406  
8/30 21-25 L 67,247

## 2003 RECORD: 3-1

8/9 18-20 L 52,634  
8/15 21-7 W 37,469  
8/25 28-23 W 72,510  
8/29 21-20 W 38,534

## 2004 RECORD: 2-2

8/14 21-17 W 33,281  
8/21 7-31 L 44,834  
8/28 30-17 W 56,356  
9/3 13-16 L 53,567

## 2005 RECORD: 0-5

8/6 21-27 L 45,203  
8/13 10-17 L 56,045  
8/20 17-24 L 52,704  
8/27 24-37 L 74,152  
9/2 0-38 L 59,781

## 2006 RECORD: 1-3

8/10 17-19 L 60,620  
8/20 17-30 L 56,596  
8/26 27-14 W 58,228  
9/1 3-20 L 56,512

## 2007 RECORD: 1-3

8/9 10-23 L 60,175  
8/20 24-27 L 56,769  
8/25 37-10 W 57,101  
9/1 6-14 L 65,243

## 2008 RECORD: 1-4

8/3 16-30 L 22,216  
8/9 20-23 L\* 70,492  
8/16 16-9 W 59,693  
8/24 7-20 L 65,333  
8/28 7-27 L 64,331

## 2009 RECORD: 1-3

8/14 3-13 L 65,484  
8/20 23-15 W 64,516  
8/29 17-18 L 37,011  
9/3 7-38 L 56,527

## OPPONENT

Seattle Seahawks (Kingdome)  
Cincinnati Bengals (Cinergy Field) Mon  
San Diego Chargers (RCA Dome)  
Detroit Lions (RCA Dome) Thu

## OPPONENT

Chicago Bears (Soldier Field)  
Cincinnati Bengals (RCA Dome)  
New Orleans Saints (Louisiana Superdome)  
Seattle Seahawks (RCA Dome) Thu

## OPPONENT

Atlanta Falcons (RCA Dome)  
Seattle Seahawks (Husky Stadium)  
New Orleans Saints (West Lafayette, Ind.-Ross-Ade Stadium)  
Pittsburgh Steelers (Mexico City, Mex.-Azteca Stadium)  
Minnesota Vikings (RCA Dome) Thu

## OPPONENT

Seattle Seahawks (RCA Dome)  
Detroit Lions (RCA Dome)  
Minnesota Vikings (HHH Metrodome) Fri  
Cincinnati Bengals (Paul Brown Stadium) Thu

## OPPONENT

Seattle Seahawks (Seahawks Stadium)  
Cincinnati Bengals (RCA Dome)  
Buffalo Bills (RCA Dome)  
New Orleans Saints (Louisiana Superdome) Fri

## OPPONENT

Chicago Bears (Champaign, Illinois-Memorial Stadium)  
Seattle Seahawks (RCA Dome) Fri  
Denver Broncos (Invesco Field at Mile High Stadium) Mon  
Cincinnati Bengals (RCA Dome) Fri

## OPPONENT

San Diego Chargers (Qualcomm Stadium)  
NY Jets (RCA Dome)  
Buffalo Bills (RCA Dome)  
Cincinnati Bengals (Paul Brown Stadium) Fri

## OPPONENT

Atlanta Falcons (Tokyo, Japan, Tokyo Dome)  
Buffalo Bills (RCA Dome)  
Chicago Bears (RCA Dome)  
Denver Broncos (Invesco Field at Mile High Stadium)  
Cincinnati Bengals (Paul Brown Stadium) Fri

## OPPONENT

St. Louis Rams (Edward Jones Dome) Thu  
Seattle Seahawks (RCA Dome) Sun  
New Orleans Saints (Jackson, Miss., Mississippi Veterans Memorial Stadium)  
Cincinnati Bengals (RCA Dome) Fri

## OPPONENT

Dallas Cowboys (Texas Stadium) Thu  
Chicago Bears (RCA Dome) Mon  
Detroit Lions (RCA Dome)  
Cincinnati Bengals (Paul Brown Stadium) Fri

## OPPONENT

Washington (Canton, Ohio, Fawcett Stadium) Sun  
Carolina Panthers (Bank of America Stadium)  
Atlanta Falcons (Georgia Dome)  
Buffalo Bills (Lucas Oil Stadium) Sun  
Cincinnati Bengals (Lucas Oil Stadium) Thu

## OPPONENT

Minnesota Vikings (Lucas Oil Stadium) Fri  
Philadelphia Eagles (Lucas Oil Stadium) Thu  
Detroit Lions (Ford Field)  
Cincinnati Bengals (Paul Brown Stadium) Thu

# RECORDS



<b>2010 RECORD: 0-4</b>	<b>OPPONENT</b>
8/15 17-37 L 65,664	San Francisco 49ers (Lucas Oil Stadium) Sun
8/19 21-34 L 39,583	Buffalo Bills (Toronto, Canada, Rogers Centre) Thu
8/26 24-59 L 68,987	Green Bay Packers (Lambeau Field) Thu
9/2 28-30 L 65,622	Cincinnati Bengals (Lucas Oil Stadium) Thu
<b>2011 RECORD: 1-3</b>	<b>OPPONENT</b>
8/13 10-33 L 55,461	St. Louis Rams (Edward Jones Dome)
8/19 3-16 L 64,753	Washington (Lucas Oil Stadium) Fri
8/26 21-24 L 65,285	Green Bay Packers (Lucas Oil Stadium) Fri
9/1 17-13 W 39,797	Cincinnati Bengals (Paul Brown Stadium) Thu
<b>2012 RECORD: 2-2</b>	<b>OPPONENT</b>
8/12 38-3 W 64,133	St. Louis Rams (Lucas Oil Stadium) Sun
8/19 24-26 L 54,559	Pittsburgh Steelers (Heinz Field) Sun
8/25 17-30 L 60,047	Washington (FedExField)
8/30 20-16 W 65,035	Cincinnati Bengals (Lucas Oil Stadium) Thu
<b>2013 RECORD: 2-2</b>	<b>OPPONENT</b>
8/11 20-44 L 66,181	Buffalo Bills (Lucas Oil Stadium) Sun
8/18 20-12 W 75,491	New York Giants (MetLife Stadium) Sun
8/24 27-6 W 65,626	Cleveland Browns (Lucas Oil Stadium)
8/29 10-27 L 49,229	Cincinnati Bengals (Paul Brown Stadium) Thu
<b>2014 RECORD: 0-4</b>	<b>OPPONENT</b>
8/7 10-13 L 78,160	New York Jets (MetLife Stadium) Thu
8/16 26-27 L 65,350	New York Giants (Lucas Oil Stadium)
8/23 17-23 L 65,565	New Orleans Saints (Lucas Oil Stadium)
8/28 7-35 L 42,020	Cincinnati Bengals (Paul Brown Stadium) Thu
<b>2015 RECORD: 1-3</b>	<b>OPPONENT</b>
8/16 10-36 L 69,296	Philadelphia Eagles (Lincoln Financial Field) Sun
8/22 11-23 L 65,933	Chicago Bears (Lucas Oil Stadium)
8/29 24-14 W 37,460	St. Louis Rams (Edward Jones Dome)
9/3 6-9 L 65,188	Cincinnati Bengals (Lucas Oil Stadium) Thu
<b>2016 RECORD: 2-2</b>	<b>OPPONENT</b>
8/7 Canceled	
8/13 19-18 W 65,159	Green Bay Packers (Canton, Ohio, Tom Benson Hall of Fame Stadium) Sun
8/20 18-19 L 65,327	Buffalo Bills (Ralph Wilson Stadium)
8/27 23-33 L 65,487	Baltimore Ravens (Lucas Oil Stadium)
9/1 13-10 W 55,184	Philadelphia Eagles (Lucas Oil Stadium)
<b>2017 RECORD: 2-2</b>	<b>OPPONENT</b>
8/13 10-24 L 63,245	Detroit Lions (Lucas Oil Stadium) Sun
8/19 19-24 L 88,851	Dallas Cowboys (AT&T Stadium)
8/26 19-15 W 50,039	Pittsburgh Steelers (Heinz Field)
8/31 7-6 W 64,779	Cincinnati Bengals (Lucas Oil Stadium) Thu

<b>2018 RECORD: 3-1</b>	<b>OPPONENT</b>
8/9 19-17 W 68,418	Seattle Seahawks (CenturyLink Field) Thu
8/20 19-20 L 60,576	Baltimore Ravens (Lucas Oil Stadium) Mon
8/25 23-17 W 64,921	San Francisco 49ers (Lucas Oil Stadium)
8/30 27-26 W 39,520	Cincinnati Bengals (Paul Brown Stadium) Thu
<b>2019 RECORD: 1-3</b>	<b>OPPONENT</b>
8/8 16-24 L 58,124	Buffalo Bills (New Era Field) Thu
8/17 18-21 L 63,237	Cleveland Browns (Lucas Oil Stadium)
8/24 17-27 L 65,030	Chicago Bears (Lucas Oil Stadium)
8/29 13-6 W 35,247	Cincinnati Bengals (Paul Brown Stadium) Thu

## PRESEASON SERIES RECORDS Won 157, Lost 151, Tied 4

	Won	Lost	Tied	First Meeting		Won	Lost	Tied	First Meeting
Arizona Cardinals.....	6	5	1	1953	Minnesota Vikings.....	4	6	0	1961
Atlanta Falcons.....	2	8	0	1973	New England Patriots.....	2	0	0	1967
Baltimore Ravens.....	0	2	0	2016	New Orleans Saints.....	7	6	0	1975
Buffalo Bills.....	4	5	0	1969	New York Giants.....	8	6	0	1953
Carolina Panthers.....	0	1	0	2008	New York Jets.....	0	2	0	2004
Chicago Bears.....	5	10	1	1957	Oakland Raiders.....	4	2	0	1968
Cincinnati Bengals.....	12	16	0	1985	Philadelphia Eagles.....	10	11	0	1953
Cleveland Browns.....	6	3	0	1953	Pittsburgh Steelers.....	12	10	0	1953
College All-Stars.....	3	0	0	1959	St. Louis Rams.....	2	2	0	2006
Dallas Cowboys.....	5	5	0	1960	San Diego Chargers.....	2	2	0	1969
Denver Broncos.....	6	7	0	1970	San Francisco 49ers.....	1	1	0	2010
Detroit Lions.....	13	8	1	1964	Seattle Seahawks.....	10	9	0	1981
Green Bay Packers.....	5	4	0	1980	Tampa Bay Buccaneers.....	3	2	0	1977
Kansas City Chiefs.....	3	1	0	1970	Tennessee Titans.....	5	2	0	1969
Miami Dolphins.....	2	2	0	1968	Washington.....	15	13	1	1953

# RECORDS



## ALL-TIME SERIES RECORDS

(HOME GAMES IN BLUE; PLAYOFF GAMES IN **BOLD**; \*OT;

RECORDS DENOTE THE RESPECTIVE WON-LOSS MARKS OF EACH TEAM ENTERING THE GAME)

### COLTS vs. ARIZONA

Points-Allowed: 332-289

Regular Season: 8-8

Home: 226-178

Home: 6-5

Away: 106-111

Away: 2-3

Colts Longest Series Streaks: Won 4, Lost 4

DATE	RECORDS		RESULTS	DATE	RECORDS		RESULTS	DATE	RECORDS		RESULTS
	COLTS	OP			COLTS	OP			COLTS	OP	
11/19/61	4-5	4-5	16-0 W	10/26/80	4-3	2-5	10-17 L	1/1/06	13-2	5-10	17-13 W
10/12/64	3-1	3-0-1	47-27 W	11/22/81	1-10	4-7	24-35 L	9/27/09	2-0	1-1	31-10 W
11/17/68	8-1	5-3-1	27-0 W	9/16/84	1-1	1-1	33-34 L	11/24/13	7-3	6-4	11-40 L
9/17/72	0-0	0-0	3-10 L	12/2/90	5-6	3-8	17-20 L	9/17/17	0-1	0-1	13-16 L*
12/4/76	10-2	8-4	17-24 L	12/20/92	7-7	4-10	16-13 W				
10/8/78	1-4	0-5	30-17 W	9/1/96	0-0	0-0	20-13 W				

**STADIUMS:** Memorial 3-3 Hoosier/RCA 3-1 Lucas Oil 0-1 Busch Memorial 1-1 Sun Devil 0-1 University of Phoenix Stadium 1-1  
**CARDINALS:** Chicago 1953-59 St. Louis 1960-87 Phoenix/Arizona 1988-present

### COLTS vs. ATLANTA

Points-Allowed: 459-275

Regular Season: 15-2

Home: 221-135

Home: 7-1

Away: 238-140

Away: 8-1

Colts Longest Series Streaks: Won 10, Lost 1

DATE	RECORDS		RESULTS	DATE	RECORDS		RESULTS	DATE	RECORDS		RESULTS
	COLTS	OP			COLTS	OP			COLTS	OP	
11/13/66	6-2	0-8	19-7 W	11/30/69	6-4	3-7	13-6 W	12/14/03	10-3	3-10	38-7 W
9/17/67	0-0	0-0	38-31 W	11/17/74	1-8	2-7	17-7 W	11/22/07	8-2	3-7	31-13 W
11/12/67	6-0-2	1-6-1	49-7 W	12/7/86	0-13	6-6-1	28-23 W	11/6/11	0-9	4-3	7-31 L
9/23/68	1-0	0-1	28-20 W	9/24/89	0-2	1-1	13-9 W	11/22/15	4-5	6-3	24-21 W
12/1/68	10-1	2-9	44-0 W	12/6/98	2-10	10-2	21-28 L	9/22/19	1-1	1-1	27-24 W
10/5/69	0-2	1-1	21-14 W	12/16/01	4-8	6-6	41-27 W				

**Sweeps:** Colts (3): 1967,68,69

**STADIUMS:** Memorial 3-0 Hoosier/RCA 3-0 Lucas Oil 1-1 Grant Field 1-0 Fulton County 5-0 Georgia Dome 2-1

### COLTS vs. BALTIMORE

Points-Allowed: 332-266

Regular Season: 8-4

Home: 139-70

Home: 5-0

Away: 193-196

Away: 3-4

Colts Longest Series Streaks: Won 6, Lost 2

Playoffs: 2-1

DATE	RECORDS		RESULTS	DATE	RECORDS		RESULTS	DATE	RECORDS		RESULTS
	COLTS	OP			COLTS	OP			COLTS	OP	
10/13/96	4-1	2-3	26-21 W	9/11/05	0-0	0-0	24-7 W	1/16/10	14-2	10-7	20-3 W
11/29/98	2-9	4-7	31-38 L	1/13/07	13-4	13-3	15-6 W	12/11/11	0-13	9-3	10-24 L
12/2/01	4-6	7-4	27-39 L	12/9/07	10-2	4-8	44-20 W	1/6/13	11-5	10-6	9-24 L
10/13/02	3-1	2-2	22-20 W	10/12/08	2-2	2-2	31-3 W	10/5/14	2-2	3-1	20-13 W
12/19/04	10-3	8-5	20-10 W	11/22/09	9-0	5-4	17-15 W	12/23/17	3-12	8-6	16-23 L

**STADIUMS:** Hoosier/RCA 3-0 Lucas Oil 3-0 Raven's Stadium at Camden Yard/PSINet/M&T Bank 4-5

### COLTS vs. BUFFALO

Points-Allowed: 1356-1435

Regular Season: 32-37-1

Home: 733-669

Home: 19-14-1

Away: 623-766

Away: 13-23

Colts Longest Series Streaks: Won 6, Lost 6

DATE	RECORDS		RESULTS	DATE	RECORDS		RESULTS	DATE	RECORDS		RESULTS
	COLTS	OP			COLTS	OP			COLTS	OP	
11/15/70	7-1	3-5	17-17 T	11/28/82	0-3	2-1	0-20 L	12/24/94	7-8	7-8	10-9 W
12/13/70	9-2-1	3-8-1	20-14 W	9/18/83	1-1	1-1	23-28 L	9/17/95	1-1	1-1	14-20 L
10/10/71	2-1	0-3	43-0 W	10/16/83	4-2	4-2	7-30 L	11/5/95	5-3	5-3	10-16 L
12/5/71	8-3	1-10	24-0 W	9/30/84	1-3	0-4	31-17 W	10/6/96	4-0	3-1	13-16 L*
10/1/72	0-2	1-1	17-0 W	12/2/84	4-9	1-12	15-21 L	12/1/96	6-6	9-3	13-10 W*
12/3/72	4-7	3-8	35-7 W	10/6/85	1-3	0-4	49-17 W	9/21/97	0-3	1-2	35-37 L
10/14/73	1-3	3-1	13-31 L	10/20/85	2-4	0-6	9-21 L	10/20/97	0-6	3-3	16-9 L
11/25/73	2-8	5-5	17-24 L	10/19/86	0-6	1-5	13-24 L	10/11/98	1-4	1-3	24-31 L
10/13/74	0-4	3-1	14-27 L	12/14/86	1-13	4-10	24-14 W	11/22/98	2-8	6-4	11-34 L
12/1/74	2-9	8-3	0-6 L	10/4/87	0-2	1-1	47-6 W	9/12/99	0-0	0-0	31-14 W
10/12/75	1-2	3-0	31-38 L	12/13/87	7-5	6-6	3-27 L	1/2/00	13-2	10-5	6-31 L
11/9/75	3-4	5-2	42-35 W	10/9/88	1-4	4-1	23-34 L	10/1/00	2-1	2-1	18-16 W
10/17/76	4-1	2-3	31-13 W	12/18/88	8-7	12-3	17-14 W	12/11/00	7-6	7-6	44-20 W
12/12/76	10-3	2-11	58-20 W	10/8/89	2-2	3-1	37-14 W	9/23/01	1-0	0-1	42-26 W
10/2/77	2-0	0-2	17-14 W	11/12/89	4-5	6-3	17-30 L	11/4/01	3-3	1-5	30-14 W
11/13/77	7-1	2-6	31-13 W	9/9/90	0-0	0-0	10-26 L	11/23/03	8-2	4-6	17-14 W
9/24/78	1-2	0-3	17-24 L	12/9/90	5-7	10-2	17-31 L	11/12/06	8-0	3-5	17-16 W
12/17/78	5-10	4-11	14-21 L	10/13/91	0-6	5-1	16-42 L	1/3/10	14-1	5-10	7-30 L
9/30/79	0-4	2-2	13-31 L	12/15/91	1-13	12-2	17-35 L	11/25/12	6-4	4-6	20-13 W
10/21/79	1-6	3-4	14-13 W	9/20/92	1-1	2-0	10-38 L	9/13/15	0-0	0-0	14-27 L
10/12/80	3-2	5-0	17-12 W	11/29/92	4-7	9-2	16-13 W*	12/10/17	3-9	6-6	7-13 L*
11/30/80	6-6	9-3	28-24 W	11/21/93	3-6	7-2	19-23 L	10/21/18	1-5	2-4	37-5 W
9/13/81	1-0	11-10	13-35 L	1/2/94	4-11	11-4	10-30 L				
10/4/81	1-3	12-12	17-23 L	10/16/94	2-4	4-2	27-17 W				

**Sweeps:** Colts (8): 1971,72,76,77,80,94,00,01

**Spits (11):** 1975,79,84-89,92,96,99

Bills (11): 1973,74,78,81,83,90,91,93,95,97,98

**STADIUMS:** Memorial 5-7-1 Hoosier/RCA 12-7 Lucas Oil 2-0 War Memorial 3-0 Rich/Ralph Wilson 10-23

# RECORDS



## COLTS vs. CAROLINA

Points-Allowed: 163-132

DATE	RECORDS		RESULTS	DATE	RECORDS		RESULTS
	COLTS	OP			COLTS	OP	
12/3/95	7-5	5-7	10-13 L	10/28/07	6-0	4-2	31-7 W
12/27/98	3-12	3-12	19-27 L	11/27/11	0-10	2-9	19-27 L
10/12/03	5-0	4-0	20-23 L*	11/2/15	3-4	6-0	26-29 L*

Regular Season: 2-5

Home: 96-83

DATE	RESULTS	DATE	RESULTS
10/28/07	6-0	11/27/11	0-10
11/27/11	0-10	11/2/15	3-4

Home: 1-3

Away: 67-49

RECORDS	RESULTS	DATE	RESULTS
6-0	4-2	31-7 W	19-27 L
0-10	2-9	26-29 L*	

Away: 1-2

Colts Longest Series Streaks: Won 1, Lost 3

RECORDS	RESULTS
6-8	5-9
38-6 L	

STADIUMS: Hoosier/RCA 0-2 Lucas Oil 1-1 Clemson Memorial 0-1 Bank of America Stadium 1-1

## COLTS vs. CHICAGO

Points-Allowed: 927-889

DATE	RECORDS		RESULTS	DATE	RECORDS		RESULTS
	COLTS	OP			COLTS	OP	
9/27/53	0-0	0-0	13-9 W	11/13/60	5-2	3-2-1	24-20 W
10/11/53	1-1	1-1	16-14 W	10/15/61	2-2	2-2	10-24 L
10/10/54	1-1	1-1	9-28 L	10/29/61	3-3	4-2	20-21 L
11/21/54	1-7	4-4	13-28 L	10/21/62	3-2	3-2	15-35 L
9/25/55	0-0	0-0	23-17 W	11/25/62	5-5	6-4	0-57 L
10/16/55	3-0	0-0	10-38 L	10/6/63	1-2	3-0	3-10 L
9/30/56	0-0	0-0	28-21 W	11/3/63	3-4	6-1	7-17 L
10/21/56	1-2	2-1	27-58 L	9/27/64	1-1	1-1	52-0 W
10/5/57	1-0	0-1	51-38 W	11/8/64	7-1	2-6	40-24 W
11/17/57	4-3	3-4	29-14 W	11/7/65	6-1	4-3	26-21 W
10/4/58	1-0	1-0	51-38 W	12/5/65	9-1-1	7-4	0-13 L
11/16/58	6-1	5-2	17-0 W	10/9/66	2-1	1-2	17-27 L
10/3/59	1-0	0-1	21-26 L	12/4/66	7-4	4-5-2	21-16 W
10/18/59	2-1	1-2	21-7 W	10/8/67	3-0	1-2	24-3 W
10/2/60	1-0	1-0	42-7 W	10/6/68	3-0	1-2	28-7 W

Regular Season: 23-19

Home: 455-426

DATE	RESULTS	DATE	RESULTS
11/13/60	5-2	11/29/70	7-2-1
10/15/61	2-2	9/21/75	0-0
10/29/61	3-3	9/25/83	1-2
10/21/62	3-2	12/8/85	3-0
11/25/62	5-5	11/17/81	1-9
10/6/63	1-2	11/5/00	6-2
11/3/63	3-4	11/21/04	6-3
9/27/64	1-1	2/4/07	15-4
11/8/64	7-1	9/7/08	0-0
11/7/65	6-1	9/9/12	0-0
12/5/65	9-1-1	10/9/16	1-3
10/9/66	2-1		
12/4/66	7-4		
10/8/67	3-0		
10/6/68	3-0		

Home: 12-9

Away: 472-463

RECORDS	RESULTS	DATE	RESULTS
3-2-1	24-20 W	11/23/69	5-4
2-2	10-24 L	11/29/70	7-2-1
4-2	20-21 L	9/21/75	0-0
3-2	15-35 L	9/25/83	1-2
6-4	0-57 L	12/8/85	3-0
3-0	3-10 L	11/17/81	1-9
6-1	7-17 L	11/5/00	6-2
2-6	40-24 W	11/21/04	6-3
4-3	26-21 W	2/4/07	15-4
7-4	0-13 L	9/7/08	0-0
1-2	17-27 L	9/9/12	0-0
4-5-2	21-16 W	10/9/16	1-3
1-2	24-3 W		
1-2	28-7 W		

Away: 11-10

Playoffs: 1-0 (Neutral Site)

RECORDS	RESULTS
5-4	1-8
7-2-1	4-6
0-0	35-7 W
1-2	1-2
3-0	12-1
0-1	1-0
1-9	8-2
6-2	1-7
6-3	4-5
15-4	15-3
0-0	0-0
1-3	1-0

Sweeps: Colts (5): 1953,57,58,60,64 Bears (4): 1954,61,62,63 Splits (5): 1955,56,59,65,66

STADIUMS: Memorial 11-6 Hoosier/RCA 0-2 Lucas Oil 1-1 Wrigley Field 9-7 Soldier Field 2-3 Dolphin Stadium 1-0

## COLTS vs. CINCINNATI

Points-Allowed: 782-665

DATE	RECORDS		RESULTS	DATE	RECORDS		RESULTS
	COLTS	OP			COLTS	OP	
12/26/70	11-2-1	8-6	17-0 W	11/25/90	4-6	6-4	34-20 W
11/19/72	2-7	5-4	20-19 W	12/27/92	8-7	5-10	21-17 W
11/3/74	1-6	4-3	14-24 L	9/12/93	0-1	0-1	9-6 W
9/19/76	1-0	1-0	28-27 W	11/20/94	4-6	2-8	17-13 W
11/4/79	3-6	2-7	38-28 W	9/3/95	0-0	0-0	21-24 L*
12/7/80	7-6	4-9	33-34 L	12/22/96	9-6	7-8	24-31 L
10/11/81	1-4	3-2	19-41 L	11/9/97	0-9	2-7	13-28 L
12/5/82	0-4	3-1	17-20 L	12/13/98	2-11	2-11	39-26 W
10/2/83	2-2	1-3	34-31 W	10/24/99	3-2	1-5	31-10 W
9/13/87	0-0	0-0	21-23 L	10/6/02	2-1	0-4	28-21 W
10/12/89	3-3	4-2	23-12 W	11/20/05	9-0	7-2	45-37 W

Regular Season: 17-12

Home: 454-352

DATE	RESULTS	DATE	RESULTS
11/25/90	4-6	11/29/90	6-4
12/27/92	8-7	12/27/92	5-10
9/12/93	0-1	9-6 W	
11/20/94	4-6	17-13 W	
9/3/95	0-0	21-24 L*	
12/22/96	9-6	24-31 L	
11/9/97	0-9	13-28 L	
12/13/98	2-11	39-26 W	
10/24/99	3-2	31-10 W	
10/6/02	2-1	28-21 W	
11/20/05	9-0	45-37 W	

Home: 9-7

Away: 328-313

RECORDS	RESULTS	DATE	RESULTS
4-6	6-4	34-20 W	12/18/06
5-10	21-17 W	12/7/08	8-4
0-1	9-6 W	11/14/10	5-3
2-8	17-13 W	10/16/11	0-5
0-0	21-24 L*	12/8/13	8-4
7-8	24-31 L	10/19/14	4-2
2-7	13-28 L	1/4/15	11-5
2-11	39-26 W	10/29/17	2-5
1-5	31-10 W	9/9/18	0-0
0-4	28-21 W		
7-2	45-37 W		

Away: 8-5

Colts Longest Series Streaks: Won 7, Lost 3

RECORDS	RESULTS
10-3	8-5
8-4	1-10
5-3	2-6
0-5	3-2
8-4	8-4
4-2	3-1
11-5	10-5-1
2-5	2-4
0-0	0-0
1-3	23-34 L

STADIUMS: Memorial 3-3 Hoosier/RCA 4-3 Lucas Oil 4-1 Riverfront/Cinergy 7-2 Paul Brown Stadium 1-3

## COLTS vs. CLEVELAND

Points-Allowed: 633-668

DATE	RECORDS		RESULTS	DATE	RECORDS		RESULTS
	COLTS	OP			COLTS	OP	
11/11/56	2-3	2-4	21-7 W	9/16/79	0-2	2-0	10-13 L
11/1/59	4-1	3-2	31-38 L	11/9/80	5-4	6-3	27-28 L
10/14/62	2-2	2-2	36-14 W	10/25/81	1-6	3-4	26-42 L
12/27/64	12-2	10-3-1	0-27 L	11/27/83	6-6	7-5	23-41 L
10/20/68	5-0	2-3	20-30 L	11/2/86	0-8	5-3	9-24 L
12/29/68	14-1	11-4	34-0 W	12/6/87	6-5	7-4	9-7 W
9/26/71	1-0	1-0	13-14 L	1/9/88	9-6	10-5	21-38 L
12/26/71	10-4	9-5	20-3 W	9/19/88	0-2	1-1	17-23 L
9/16/73	0-0	0-0	14-24 L	12/10/89	6-7	7-5-1	23-17 W
11/2/75	2-4	0-6	21-7 W	*12/1/91	1-11	5-7	0-31 L
11/19/78	5-6	5-6	24-45 L	9/6/92	0-0	0-0	14-3 W

Regular Season: 15-14

Home: 299-342

DATE	RESULTS	DATE	RESULTS
9/16/79	0-2	10-13 L	9/26/93
11/9/80	5-4	27-28 L	9/25/94
10/25/81	1-6	26-42 L	12/26/99
11/27/83	6-6	23-41 L	12/15/02
11/2/86	0-8	9-24 L	9/7/03
12/6/87	6-5	9-7 W	9/25/05
1/9/88	9-6	21-38 L	11/30/08
9/19/88	0-2	17-23 L	9/18/11
12/10/89	6-7	23-17 W	10/21/12
*12/1/91	1-11	0-31 L	12/7/14
9/6/92	0-0	14-3 W	9/24/17

Home: 7-9

Away: 334-326

RECORDS	RESULTS	DATE	RESULTS
0-2	2-0	10-13 L	9/26/93
5-4	6-3	27-28 L	9/25/94
1-6	3-4	26-42 L	12/26/99
6-6	7-5	23-41 L	12/15/02
0-8	5-3	9-24 L	9/7/03
6-5	7-4	9-7 W	9/25/05
9-6	10-5	21-38 L	11/30/08
0-2	1-1	17-23 L	9/18/11
6-7	7-5-1	23-17 W	10/21/12
1-11	5-7	0-31 L	12/7/14
0-0	0-0	14-3 W	9/24/17

Away: 8-5

Colts Longest Series Streaks: Won 5, Lost 8

RECORDS	RESULTS
1-1	3-0
1-2	2-1
12-2	2-13
8-5	7-6
0-0	0-0
3-0	1-1
7-4	4-7
0-1	1-1
0-1	19-27 L
2-3	1-5
8-4	7-5
0-2	0-2

STADIUMS: Memorial 1-5 Hoosier/RCA 4-3 Lucas Oil 2-1 Municipal/Cleveland 5-7 Cleveland Browns Stadium 5-0

BROWNS: Cleveland 1953-95, 1999-present

## COLTS vs. DALLAS

Points-Allowed: 291-384

DATE	RECORDS		RESULTS	DATE	RECORDS	
------	---------	--	---------	------	---------	--

# RECORDS



## COLTS vs. DENVER

Points-Allowed: 625-611

Regular Season: 11-14  
Home: 401-311

Home: 8-6  
Away: 224-300

Away: 3-8  
Colts Longest Series Streaks: Won 5, Lost 4

Playoffs: 3-0

RECORDS			RESULTS			RECORDS			RESULTS		
DATE	COLTS	OP	DATE	COLTS	OP	DATE	COLTS	OP	DATE	COLTS	OP
11/10/74	1-1	3-4-1	6-17 L	10/3/93	2-1	2-1	13-35 L	9/26/10	1-1	1-1	27-13 W
11/27/77	9-1	9-1	13-27 L	1/6/02	5-10	8-7	29-10 W	10/20/13	4-2	6-0	39-33 W
10/22/78	2-5	5-2	7-6 W	12/24/02	6-4	7-3	23-20 W*	9/7/14	0-0	0-0	28-31 L
9/20/81	1-1	1-1	10-28 L	12/21/03	11-3	9-5	17-31 L	11/15	12-5	12-4	24-13 W
9/11/83	1-0	1-0	10-17 L	1/4/04	12-4	10-6	41-10 W	11/8/15	3-5	3-0	27-24 W
12/1/83	6-8	8-6	19-21 L	12/3/05	12-3	9-6	14-33 L	9/18/16	0-1	1-0	20-34 L
10/13/85	2-3	3-2	10-15 L	1/9/05	12-4	10-6	49-24 W	12/14/17	3-10	4-9	13-25 L
10/31/88	3-5	4-4	55-23 W	10/29/06	6-0	5-1	34-31 W	10/27/19	4-2	2-5	15-13 W
10/15/89	3-2	4-1	3-14 L	9/30/07	3-0	2-1	38-20 W				
10/21/90	2-3	2-4	17-27 L	12/13/09	12-0	8-4	28-16 W				

Sweeps: Broncos (1): 1983

STADIUMS: Memorial 1-2 Hoosier/RCA 5-3 Lucas Oil 4-1 Mile High 0-5 INVESCO Field/Sports Authority Field 4-3

## COLTS vs. DETROIT

Points-Allowed: 930-850

Regular Season: 21-19-2  
Home: 511-428

Home: 10-10  
Away: 419-422

Away: 10-9-1  
Colts Longest Series Streaks: Won 4, Lost 4

Playoffs: 0-1

RECORDS			RESULTS			RECORDS			RESULTS		
DATE	COLTS	OP	DATE	COLTS	OP	DATE	COLTS	OP	DATE	COLTS	OP
10/3/53	1-0	1-0	17-27 L	10/23/60	3-1	0-3	17-30 L	11/19/67	7-0-2	3-4-2	41-7 W
11/7/53	3-3	4-2	7-17 L	12/4/60	6-3	4-5	15-20 L	11/10/68	7-1	3-4-1	27-10 W
10/16/54	1-2	2-0	0-35 L	9/24/61	1-0	1-0	15-16 L	12/7/69	7-4	7-4	17-17 T
11/6/54	1-5	4-1	3-27 L	10/22/61	2-3	3-2	17-14 W	10/21/73	1-4	1-3-1	29-27 W
10/1/55	1-0	0-1	28-13 W	9/30/62	2-0	2-0	20-29 L	12/11/77	9-3	5-7	10-13 L
11/5/55	4-2	0-6	14-24 L	12/2/62	5-6	9-2	14-21 L	11/16/80	5-5	6-4	10-9 W
10/6/56	1-0	1-0	14-31 L	10/20/63	2-3	2-3	25-21 W	9/22/85	0-2	2-0	14-6 W
11/18/56	3-3	6-1	3-27 L	11/10/63	3-5	4-4	24-21 W	9/22/91	0-3	2-1	24-33 L
9/29/57	0-0	0-0	34-14 W	10/25/64	5-1	4-1-1	34-0 W	11/23/97	1-10	5-6	10-32 L
10/20/57	3-0	2-1	27-31 L	12/6/64	11-1	5-5-2	14-31 L	10/29/00	5-2	5-2	30-18 W
9/28/58	0-0	0-0	28-15 W	10/10/65	2-1	3-0	31-7 W	11/25/04	7-3	4-6	41-9 W
10/19/58	3-0	0-2-1	40-14 W	11/25/65	9-1	5-5	24-24 T	12/14/08	9-4	0-13	31-21 W
9/27/59	0-0	0-0	21-9 W	10/16/66	2-2	2-3	45-14 W	12/2/12	7-4	4-7	35-33 W
10/11/59	1-1	0-2	31-24 W	11/20/66	7-2	3-6-1	14-20 L	9/11/16	0-0	0-0	35-39 L

Sweeps: Colts (3): 1958,59,63 Lions (5): 1953,54,56,60,62 Splits (5): 1955,57,61,64,66

STADIUMS: Memorial 8-8-1 Hoosier/RCA 2-1 Lucas Oil 1-1 Briggs/Tiger 7-8-1 Silverdome 1-1 Ford Field 2-0

## COLTS vs. GREEN BAY

Points-Allowed: 991-961

Regular Season: 22-20-1  
Home: 570-453

Home: 13-9-1  
Away: 421-508

Away: 9-12  
Colts Longest Series Streaks: Won 4, Lost 4

Playoffs: 0-1

RECORDS			RESULTS			RECORDS			RESULTS		
DATE	COLTS	OP	DATE	COLTS	OP	DATE	COLTS	OP	DATE	COLTS	OP
10/18/53	2-1	0-3	14-37 L	11/6/60	4-2	4-1	38-24 W	12/7/68	11-1	5-6-1	16-3 W
10/31/53	3-2	1-4	24-35 L	10/8/61	2-1	2-1	7-45 L	11/9/69	4-3	5-2	14-6 W
10/24/54	1-3	1-3	6-7 L	11/5/61	3-4	6-1	45-21 W	11/9/70	6-1	4-3	13-10 W
11/13/54	1-6	3-4	13-24 L	10/28/62	3-3	6-0	6-17 L	9/22/74	0-1	0-1	13-20 L
10/8/55	2-0	2-0	24-20 W	11/18/62	5-4	9-0	13-17 L	12/19/82	0-6	4-2	20-20 T
10/29/55	3-2	3-2	14-10 W	9/29/63	1-1	1-1	20-31 L	10/27/85	2-5	3-4	37-10 W
10/14/56	1-1	0-2	33-38 L	10/27/63	3-3	5-1	20-34 L	11/13/88	5-5	2-8	20-13 W
10/28/56	1-3	2-2	28-21 W	9/20/64	0-1	1-0	21-20 W	11/24/91	1-10	2-9	10-14 L
10/13/57	2-0	1-1	45-17 W	10/18/64	4-1	3-2	24-21 W	11/16/97	0-10	8-2	41-38 W
10/27/57	3-1	1-3	21-24 L	9/26/65	1-0	1-0	17-20 L	11/19/00	7-3	4-6	24-26 L
10/12/58	2-0	0-1-1	24-17 W	12/12/65	9-2-1	9-3	27-42 L	9/26/04	1-1	1-1	45-31 W
11/2/58	5-0	1-3-1	56-0 W	12/26/65	10-3-1	10-3-1	10-13 L*	10/19/08	3-2	3-3	14-34 L
10/25/59	3-1	3-1	38-21 W	9/10/66	0-0	0-0	3-24 L	10/7/12	1-2	2-2	30-27 W
11/15/59	4-3	3-4	28-24 W	12/10/66	8-4	10-2	10-14 L	11/6/16	3-5	4-3	31-26 W
10/9/60	2-0	1-1	21-35 L	11/5/67	5-0-2	5-1-1	13-10 W				

Sweeps: Colts (4): 1955,58,59,64 Packers (6): 1953,54,62,63,65,66 Splits (4): 1956,57,60,61

STADIUMS: Memorial 9-8-1 Hoosier/RCA 3-0 Lucas Oil 1-0 Green Bay City Field 0-1 Lambeau 4-7 County 5-5

## COLTS vs. HOUSTON

Points-Allowed: 959-727

Regular Season: 27-9  
Home: 495-311

Home: 15-3  
Away: 464-416

Away: 12-6  
Colts Longest Series Streaks: Won 9, Lost 3

Playoffs: 1-0

RECORDS			RESULTS			RECORDS			RESULTS		
DATE	COLTS	OP	DATE	COLTS	OP	DATE	COLTS	OP	DATE	COLTS	OP
9/22/02	1-1	1-1	23-3 W	11/16/08	5-4	3-6	33-27 W	10/8/15	2-2	1-3	27-20 W
12/1/02	7-4	3-8	19-3 W	11/8/09	7-0	5-3	20-17 W	12/20/15	6-7	6-7	16-10 L
10/26/03	5-1	2-4	30-21 W	11/29/09	10-0	5-5	35-27 W	10/16/16	2-3	3-2	23-26 L*
12/28/03	11-4	5-10	20-17 W	9/12/10	0-0	0-0	24-34 L	12/11/16	6-6	6-6	17-22 L
11/14/04	5-3	4-4	49-14 W	11/1/10	4-2	4-2	30-17 W	11/5/17	2-6	3-4	20-14 W
12/12/04	9-3	5-7	23-14 W	9/11/11	0-0	0-0	7-34 L	12/31/17	3-12	4-11	22-13 W
10/23/05	6-0	0-5	38-20 W	12/22/11	11-3	10-4	19-16 W	9/30/18	1-2	0-3	34-37 L*
11/13/05	8-0	1-7	31-17 W	12/16/12	9-4	11-2	17-29 L	12/9/18	6-6	9-3	24-21 W
9/17/06	1-0	0-1	43-24 W	12/30/12	10-5	12-3	28-16 W	1/5/19	10-6	11-5	21-7 W
12/24/06	11-3	4-10	24-27 L	11/3/13	5-2	2-5	27-24 W	10/20/19	3-2	4-2	30-23 W
9/23/07	2-0	2-0	30-24 W	11/15/13	8-5	2-11	25-3 W	11/21/19	6-4	6-4	17-20 L
12/23/07	12-2	7-7	38-15 W	10/9/14	3-2	3-2	33-28 W				
10/5/08	1-2	0-3	31-27 W	12/14/14	9-4	7-6	17-10 W				

Sweeps: Colts (10): 2002,05,07,09,13,14,17 Texans (1): 2016 Splits (6): 2006,10,12,15,18,19

STADIUMS: Hoosier/RCA 6-0 Lucas Oil 9-3 Reliant/NRG Stadium 13-6



# RECORDS



## COLTS vs. JACKSONVILLE

Points-Allowed: 836-728

Regular Season: 23-13 Home: 13-5


Home: 380-306

Away: 456-422

Away: 10-8

Colts Longest Series Streaks: Won 6, Lost 3

DATE	RECORDS COLTS OP	RESULTS	DATE	RECORDS COLTS OP	RESULTS	DATE	RECORDS COLTS OP	RESULTS
12/10/95	7-6 3-10	41-31 W	12/2/07	9-2 8-3	28-25 W	9/21/14	0-2 0-2	44-17 W
9/25/00	1-1 2-1	43-14 W	9/21/08	1-1 0-2	21-23 L	11/23/14	6-4 1-9	23-3 W
9/8/02	0-0 0-0	28-25 W	12/18/08	10-4 5-9	31-24 W	10/4/15	1-2 1-2	16-13W*
12/29/02	9-6 6-9	20-13 W	9/13/09	0-0 0-0	14-12 W	12/13/15	6-6 4-8	16-11 L
9/21/03	2-0 0-2	23-13 W	12/17/09	13-0 7-6	35-31 W	10/2/16	1-2 0-3	27-30 L
11/9/03	7-1 1-7	23-28 L	10/3/10	2-1 1-2	28-31 L	1/1/17	7-8 3-12	24-20 W
10/3/04	2-1 3-0	24-17 W	12/19/10	7-6 8-5	34-24 W	10/22/17	2-4 3-3	0-27 L
10/24/04	4-1 4-2	24-27 L	11/13/11	0-9 2-6	3-17 L	12/3/17	3-8 7-4	10-30 L
9/18/05	1-0 1-0	10-3 W	1/1/12	2-13 4-11	13-19 L	11/11/18	3-5 3-5	29-26 W
12/11/05	12-0 9-3	26-18 W	9/23/12	1-1 0-2	17-22 L	12/2/18	6-5 3-8	0-6 L
9/24/06	2-0 2-0	21-14 W	11/8/12	5-3 1-7	27-10 W	11/17/19	6-5 4-5	33-13 W
12/10/06	10-2 7-5	17-44 L	9/29/13	2-1 0-3	37-3 W	12/29/19	7-8 5-10	20-38 L
10/22/07	5-0 4-1	29-7 W	12/29/13	10-5 4-11	30-10 W			



**Sweeps:** Colts (6): 2002,05,07,09,13-14 Jaguars (2): 2011,17  
**STADIUMS:** Hoosier/RCA 6-1 Lucas Oil 8-4 Jacksonville Municipal/AltTel/EverBank/TIAA Bank 10-8 Wembley Stadium 0-1

## COLTS vs. KANSAS CITY

Points-Allowed: 558-539

Regular Season: 13-9 Home: 5-5

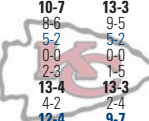
Home: 249-243

Away: 309-296

Away: 8-4

Colts Longest Series Streaks: Won 5, Lost 2

DATE	RECORDS COLTS OP	RESULTS	DATE	RECORDS COLTS OP	RESULTS	DATE	RECORDS COLTS OP	RESULTS
9/28/70	1-0 0-1	24-44 L	1/7/96	10-7 13-3	10-7 W	11/18/07	7-2 4-5	13-10 W
12/10/72	5-7 6-6	10-24 L	12/15/96	8-6 9-5	24-19 W	10/10/10	2-2 3-0	19-9 W
11/30/75	6-4 5-5	28-14 W	11/7/99	5-2 5-2	25-17 W	10/9/11	0-4 1-3	24-28 L
10/16/77	4-0 0-4	17-6 W	9/3/00	0-0 0-0	27-14 W	12/23/12	9-5 2-12	20-13 W
9/2/79	0-0 0-0	0-14 L	10/25/01	2-3 1-5	35-28 W	12/22/13	9-5 11-3	23-7 W
12/9/79	4-10 6-8	7-10 L	1/17/04	13-4 13-3	38-31 W	1/4/14	11-5 11-5	45-44 W
11/2/80	4-4 4-4	31-24 W	10/31/04	4-2 2-4	35-45 L	10/30/16	3-4 4-2	14-30 L
12/21/80	7-8 7-8	28-38 L	1/6/07	12-4 9-7	23-8 W	11/12/19	11-6 12-4	31-13 L
11/24/85	3-8 3-8	7-20 L	11/18/07	7-2 4-5	13-10 W	10/6/19	2-2 4-0	19-13 W
10/7/90	1-3 3-1	23-19 W	10/10/10	2-2 3-0	19-9 W			



**Sweeps:** Chiefs (1): 1979 **Splits (1):** 1980  
**STADIUMS:** Memorial 1-3 Hoosier/RCA 4-0 Lucas Oil 2-2 Arrowhead 10-5

## COLTS vs. LOS ANGELES CHARGERS

Points-Allowed: 549-717

Regular Season: 10-17 Home: 4-11

Home: 259-416

Away: 290-301

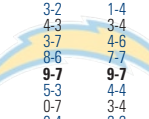
Home: 4-11

Away: 6-6

Playoffs: 1-2

Colts Longest Series Streaks: Won 3, Lost 6

DATE	RECORDS COLTS OP	RESULTS	DATE	RECORDS COLTS OP	RESULTS	DATE	RECORDS COLTS OP	RESULTS	
9/20/70	0-0 0-0	16-14 W	11/26/89	5-6 4-7	10-6 W	12/26/04	11-3 11-3	34-31W*	
10/8/72	1-2 1-1-1	20-23 L	10/18/92	3-2 1-4	14-34 L	12/18/05	13-0 8-5	17-26 L	
11/7/76	7-1 4-4	37-21 W	11/1/92	4-3 3-4	0-26 L	11/11/07	7-1 4-4	21-23 L	
10/18/81	1-5 4-2	14-43 L	11/29/93	3-7 4-6	0-31 L	1/13/08	13-3 12-5	24-28 L	
12/26/82	0-6-1	5-2	26-44 L	12/17/95	8-6 7-7	24-27 L	11/23/08	6-4 4-6	23-20 W
11/4/84	3-6 4-5	10-38 L	12/31/95	9-7 9-7	35-20 W	1/3/09	12-4 8-8	17-23 L*	
11/30/86	0-12 2-10	3-17 L	11/3/96	5-3 4-4	19-26 L	11/28/10	6-4 5-5	14-36 L	
11/8/87	4-3 6-1	13-16 L	10/26/97	0-7 3-4	19-35 L	10/14/13	4-1 2-3	9-19 L	
12/20/87	7-6 8-5	20-7 W	10/4/98	0-4 2-2	17-12 W	9/25/16	0-2 1-1	26-22 W	
10/23/88	2-5 2-5	16-0 W	9/26/99	1-1 1-0	27-19 W	9/8/19	0-0 0-0	24-30 L*	



**Sweeps:** Chargers (1): 1992 **Splits (1):** 1987  
**STADIUMS:** Memorial 0-2 Hoosier/RCA 3-9 Lucas Oil 1-1 Jack Murphy/Qualcomm 7-6 Dignity Health Sports Park 0-1

**RAMS:** Los Angeles 1960, 2017-present, San Diego 1961-2016

## COLTS vs. LOS ANGELES RAMS

Points-Allowed: 945-996

Regular Season: 23-19-2 Home: 546-482

Home: 546-482


Away: 399-514

Home: 14-6-2

Away: 9-13

Colts Longest Series Streaks: Won 6, Lost 3

DATE	RECORDS COLTS OP	RESULTS	DATE	RECORDS COLTS OP	RESULTS	DATE	RECORDS COLTS OP	RESULTS
11/22/53	3-5 5-2-1	13-21 L	12/11/60	6-4 3-6-1	3-10 L	10/27/68	5-1 6-0	27-10 W
12/5/53	3-7 6-3-1	2-45 L	9/17/61	0-0 0-0	27-24 W	12/15/68	12-1 10-2-1	20-24 W
9/26/54	0-0 0-0	0-48 L	12/9/61	7-5 3-9	17-34 L	9/21/69	0-0 0-0	28-27 L
12/4/54	2-8 5-4-1	22-21 W	9/16/62	0-0 0-0	30-27 W	12/21/69	7-5-1 11-2	13-7 W
11/20/55	4-4 5-3	17-17 T	11/11/62	4-4 1-7	14-2 W	11/8/71	5-2 4-2-1	24-17 W
12/4/55	5-4-1 6-3-1	14-20 L	11/24/63	5-5 3-7	16-17 L	10/5/75	1-1 1-1	13-24 L
11/25/56	3-4 2-6	56-21 W	12/15/63	7-6 5-8	19-16 W	9/21/86	0-2 0-0	7-24 L
12/9/56	4-5 2-8	7-31 L	10/4/64	2-1 2-0-1	35-20 W	9/17/89	0-1 1-0	17-31 L
12/1/57	6-3 4-5	31-14 W	11/22/64	9-1 5-4-1	24-7 W	10/1/95	1-2 4-0	21-18 W
12/15/57	7-4 5-6	21-37 L	10/24/65	4-1 1-4	35-20 W	12/30/01	5-9 12-2	17-42 L
11/23/58	7-1 5-3	34-7 W	12/18/65	9-3-1 4-9	20-17 W	10/17/05	5-0 2-3	45-28 W
12/6/58	9-1 6-4	28-30 L	10/30/66	4-2 4-3	17-3 W	10/25/09	5-0 0-6	42-6 W
11/29/59	6-3 2-7	35-21 W	11/27/66	7-3 6-5	7-23 L	11/10/13	6-2 3-6	8-38 L
12/12/59	8-3 2-9	45-26 W	10/15/67	4-0 3-1	24-24 T	9/10/17	0-0 0-0	9-46 W
10/16/60	2-1 0-3	31-17 W	12/17/67	11-0-2 10-1-2	10-34 L			



**Sweeps:** Colts (5): 1959,62,64,65,68 Rams (1): 1953 **Splits (9):** 1954,56-58,60,61,63,66,69  
**STADIUMS:** Memorial 12-4-2 Hoosier/RCA 2-1 Lucas Oil 0-1 LA Memorial Coliseum 8-11 Anaheim 0-1

Dome at America's Center/Edward Jones 1-1

**RAMS:** Los Angeles 1953-94, 2016-present, St. Louis 1995-2015

# RECORDS



## COLTS vs. MIAMI

Points-Allowed: 1287-1679

Regular Season: 27-46

Home: 697-768

Home: 15-23

Away: 590-911

Away: 12-23

Colts Longest Series Streaks: Won 5, Lost 14

Playoffs: 0-2

DATE	RECORDS		RESULTS	DATE	RECORDS		RESULTS	DATE	RECORDS		RESULTS
	COLTS	OP			COLTS	OP			COLTS	OP	
11/1/70	5-1	4-2	35-0 W	9/19/82	0-1	1-0	20-24 L	12/18/94	6-8	9-5	10-6 W
11/22/70	7-1	5-4	17-34 L	12/2/83	0-7-1	6-2	7-34 L	10/8/95	2-2	4-0	27-24 W*
11/21/71	7-2	7-1-1	14-17 L	10/23/83	4-3	4-3	7-21 L	11/26/95	6-5	6-5	36-28 W
12/11/71	9-3	9-2-1	14-3 W	11/20/83	6-5	7-4	0-37 L	9/23/96	3-0	3-0	10-6 W
1/2/72	11-4	11-3-1	0-21 L	9/23/84	1-2	3-0	7-44 L	11/10/96	5-4	4-5	13-37 L
10/29/72	1-5	6-0	0-23 L	10/29/84	4-10	12-2	17-35 L	8/31/97	0-0	0-0	10-16 L
12/16/72	5-8	13-0	0-16 L	9/15/85	0-1	0-1	13-30 L	12/14/97	2-12	9-5	4-01 W
11/11/73	2-6	7-1	0-44 L	11/17/85	3-7	6-4	20-34 L	9/6/98	0-0	0-0	15-24 L
10/19/73	2-10	11-1	16-3 W	9/14/86	0-1	0-1	10-30 L	11/8/98	1-7	5-3	14-27 L
10/27/74	1-5	4-2	7-17 L	10/26/86	0-7	2-5	13-17 L	10/10/99	2-1	2-0	31-34 L
12/8/74	2-10	9-3	16-17 L	9/20/87	0-1	0-1	10-23 L	12/5/99	9-2	8-3	37-34 W
11/23/75	5-4	7-2	33-17 W	11/15/87	4-4	4-4	40-21 W	11/26/00	7-4	8-3	14-17 L
12/14/75	8-4	9-3	10-7W*	9/25/88	0-3	1-2	15-13 W	12/17/00	8-6	10-4	20-13 W
10/10/76	3-1	2-2	28-14 W	12/4/88	7-6	5-8	31-28 W	12/30/00	10-6	11-5	17-23 L*
11/22/76	8-2	5-5	17-16 W	11/5/89	4-4	4-4	13-19 L	11/11/01	4-3	5-2	24-27 W
10/9/77	3-0	3-0	45-28 W	12/17/89	7-7	8-6	42-13 W	12/10/01	4-7	8-3	6-41 L
12/5/77	9-2	8-3	6-17 L	10/28/90	2-4	5-1	7-27 L	9/15/02	1-0	1-0	13-21 L
9/10/78	0-1	0-1	0-42 L	12/30/90	7-8	11-4	17-23 L	11/2/03	6-1	4-2	23-17 W
10/29/78	3-5	5-3	8-26 L	9/8/91	0-1	0-1	6-17 L	12/31/06	11-4	6-9	27-22 W
11/11/79	4-6	6-4	0-19 L	11/3/91	0-8	3-5	6-10 L	9/21/09	1-0	0-1	27-23 W
11/25/79	4-8	7-5	24-28 L	10/25/92	3-3	6-0	31-20 W	11/4/12	4-3	4-3	23-20 W
10/5/80	2-2	3-1	30-17 W	11/8/92	4-4	6-2	0-28 L	9/15/13	1-0	1-0	20-24 L
12/14/80	7-7	7-7	14-24 L	9/5/93	0-0	0-0	20-24 L	12/27/15	6-8	5-9	18-12 W
9/27/81	1-2	3-0	28-31 L	10/24/93	2-3	4-1	27-41 L	11/25/18	5-5	5-5	27-24 W
11/1/81	1-7	5-2-1	10-27 L	11/6/94	4-5	6-2	21-22 L	11/10/19	5-3	1-7	12-16 L

**Sweeps:** Colts (4): 1975,76,88,95 Dolphins (15): 1972,74,78,79,81-86,90,91,93,98,01

**Splits (13):** 1970,71,73,77,80,87,89,92,94,96,97,99,00

**STADIUMS:** Memorial 6-8 Hoosier/RCA 7-13 Lucas Oil 2-2 Orange Bowl 3-15 Joe Robbie/Pro Player/LandShark/Sun Life 9-10

## COLTS vs. MINNESOTA

Points-Allowed: 643-502

Regular Season: 16-7-1

Home: 319-188

Home: 10-0

Away: 324-314

Away: 6-7-1

Colts Longest Series Streaks: Won 5, Lost 5

Playoffs: 1-0

DATE	RECORDS		RESULTS	DATE	RECORDS		RESULTS	DATE	RECORDS		RESULTS
	COLTS	OP			COLTS	OP			COLTS	OP	
10/1/61	1-1	1-1	34-33 W	11/14/65	7-1	5-3	41-21 W	11/20/88	6-5	7-4	3-12 L
11/12/61	4-4	1-7	20-28 L	9/18/66	0-1	0-0-1	38-23 W	12/21/90	3-12	8-7	28-39 L
9/23/62	1-0	0-1	34-7 W	10/23/66	3-2	3-1	20-17 W	12/24/00	9-6	11-4	31-10 W
12/16/62	6-7	2-10-1	42-17 W	10/22/67	4-1	1-4	20-20 T	11/8/04	4-3	5-2	31-28 W
11/17/63	4-5	3-6	37-34 W	11/24/68	9-1	6-4	21-9 W	9/14/08	0-1	0-1	18-15 W
12/8/63	6-6	4-7-1	41-10 W	12/22/68	13-1	8-6	24-14 W	9/16/12	0-1	1-0	23-20 W
9/13/64	0-0	0-0	24-34 L	9/28/69	0-1	0-1	14-52 L	12/18/16	6-7	7-6	34-6 W
11/15/64	8-1	5-4	17-14 W	10/25/71	4-1	4-1	3-10 L				
9/19/65	0-0	0-0	35-16 W	12/12/82	0-5	2-3	10-13 L				

**Sweeps:** Colts (4): 1962,63,65,66 Splits (2): 1961,64

**STADIUMS:** Memorial 8-0 Hoosier/RCA 2-0 Lucas Oil 1-0 Metropolitan 4-4-1 HHH Metrodome 1-3 U.S. Bank Stadium 1-0

## COLTS vs. NEW ENGLAND

Points-Allowed: 1537-2039

Regular Season: 28-48

Home: 819-928

Home: 16-22

Away: 718-1111

Away: 12-26

Colts Longest Series Streaks: Won 3, Lost 7

Playoffs: 1-4

DATE	RECORDS		RESULTS	DATE	RECORDS		RESULTS	DATE	RECORDS		RESULTS
	COLTS	OP			COLTS	OP			COLTS	OP	
10/4/70	1-1	1-1	14-6 W	11/18/84	4-7	7-4	17-50 L	11/30/97	1-11	7-5	17-20 L
10/25/70	1-1	1-4	27-23 W	12/16/84	4-11	8-7	10-16 L	9/13/98	0-1	4-3	6-29 L
10/3/71	1-1	1-1	23-3 W	10/10/85	3-6	6-3	15-34 L	11/1/98	1-6	4-3	16-21 L
12/19/71	10-3	5-8	17-21 L	12/1/85	3-9	8-4	31-38 L	9/19/99	1-0	1-0	28-31 W
11/6/72	1-6	2-5	24-17 W	9/7/86	0-0	0-0	3-33 L	12/1/99	10-2	7-5	20-15 W
11/28/72	3-7	2-8	31-10 W	11/9/86	0-9	6-3	21-30 L	10/6/00	3-1	1-4	16-24 L
10/7/73	1-2	0-3	16-24 L	10/25/87	3-2	3-2	30-16 W	10/22/00	4-2	2-5	30-23 W
12/16/73	3-10	5-8	18-13 W	11/22/87	5-4	4-5	0-24 L	9/30/01	2-0	0-2	13-44 L
10/6/74	0-3	3-0	3-42 L	10/2/88	1-3	1-3	17-21 L	10/21/01	2-2	2-3	17-38 L
11/24/74	2-8	6-4	17-27 L	11/27/88	6-6	7-5	24-21 W	11/30/03	9-2	9-2	34-38 L
10/19/75	1-3	0-4	10-21 L	10/29/89	4-3	2-5	20-23 L*	1/18/04	14-4	15-2	14-24 L
12/21/75	9-4	3-10	24-13 W	12/3/89	6-6	4-8	16-22 L	9/9/04	0-0	0-0	24-27 L
9/12/76	0-0	0-0	37-23 W	9/16/90	0-1	0-1	14-16 L	1/16/05	13-4	14-2	3-20 L
11/14/76	8-1	6-3	14-21 L	11/11/90	2-6	1-7	13-10 W	11/7/05	7-0	4-3	40-21 W
10/23/77	5-0	3-2	3-17 L	9/1/91	0-0	0-0	7-16 L	11/5/06	7-0	6-1	27-20 W
12/18/77	9-4	9-4	30-24 W	12/8/91	1-12	4-9	17-23 L*	1/21/07	14-4	14-4	38-34 W
9/18/78	0-2	1-1	34-27 W	11/15/92	4-5	0-9	34-37 L*	11/4/07	7-0	8-0	20-24 L
11/26/78	5-7	9-3	14-35 L	12/6/92	5-7	2-10	6-0 W	11/2/08	3-4	5-2	18-15 W
10/28/79	2-6	6-2	31-26 W	10/31/93	2-4	1-6	9-6 W	11/15/09	8-0	6-2	35-34 W
11/18/79	4-7	7-4	21-50 L	12/26/93	4-10	3-11	0-38 L	11/21/10	6-3	7-2	28-31 L
10/19/80	4-2	5-1	21-37 L	11/27/94	5-6	5-6	10-12 L	12/4/11	0-11	8-3	24-31 L
11/23/80	6-5	7-4	21-47 L	12/11/94	6-7	7-6	13-28 L	11/18/12	6-3	6-3	24-59 L
9/6/81	0-0	0-0	29-28 W	11/19/95	5-5	4-6	24-10 W	1/11/14	12-5	12-4	22-43 L
12/20/81	1-4	2-13	23-21 W	12/23/95	8-7	6-9	10-17 W	11/16/14	6-3	7-2	20-42 L
9/12/82	0-0	0-0	13-24 L	10/20/96	5-1	3-3	9-27 L	1/18/15	13-5	13-4	7-45 L
9/4/83	0-0	0-0	29-23 W*	11/24/96	6-5	7-4	13-27 L	10/18/15	3-2	4-0	27-34 L
10/9/83	3-2	2-3	12-17 W	9/7/97	0-1	1-0	6-31 L	10/4/18	1-3	2-2	24-38 L

**Sweeps:** Colts (5): 1970,72,81,83,95 Patriots (12): 1974,80,84-86,89,91,94,96,97,98,01

**Splits (14):** 1971,73,75-79,87,88,90,92,93,99,00

**STADIUMS:** Memorial 8-6 Hoosier/RCA 7-14 Lucas Oil 2-2 Harvard 1-0 Schaefer/Sullivan/Foxboro 9-21 Gillette 2-9

# RECORDS



## COLTS vs. NEW ORLEANS

Points-Allowed: 289-343

Regular Season: 5-8 Home: 3-3

Home: 133-93

Away: 156-250

Away: 2-5

Colts Longest Series

Playoffs (Neutral): 0-1

Streaks: Won 3, Lost 5

DATE	RECORDS		RESULTS	DATE	RECORDS		RESULTS	DATE	RECORDS		RESULTS
	COLTS	OP			COLTS	OP			COLTS	OP	
12/10/67	10-0-2	2-10	30-10 W	11/12/95	5-4	3-6	14-17 L	2/7/10	16-2	15-3	17-31 L
10/19/69	2-2	0-4	30-10 W	9/27/98	0-3	2-0	13-19 L*	10/23/11	0-6	4-2	7-62 L
9/30/73	0-2	0-2	14-10 W	11/18/01	4-4	4-4	20-34 L	10/25/15	3-3	2-4	21-27 L
10/12/86	0-5	1-4	14-17 L	9/28/03	3-0	1-2	55-21 W	12/16/19	6-7	10-3	7-34 L
12/24/89	8-7	8-7	6-41 L	9/6/07	0-0	0-0	41-10 W				



STADIUMS: Memorial 2-0 Hoosier/RCA 1-2 Lucas Oil 0-1 Tulane 1-0 Louisiana/Mercedes-Benz Superdome 1-5 Sun Life 0-1

## COLTS vs. NEW YORK GIANTS

Points-Allowed: 438-332

Regular Season: 10-6 Home: 3-3

Home: 179-176

Away: 259-156

Away: 7-3

Colts Longest Series

Playoffs: 2-0

Streaks: Won 4, Lost 2

DATE	RECORDS		RESULTS	DATE	RECORDS		RESULTS	DATE	RECORDS		RESULTS
	COLTS	OP			COLTS	OP			COLTS	OP	
10/2/54	0-1	1-0	20-14 W	11/2/68	6-1	5-2	26-0 W	11/14/99	6-2	5-3	27-19 W
11/13/55	4-3	2-5	7-17 L	10/17/71	3-1	2-2	31-7 W	12/22/02	9-5	8-6	27-44 L
11/9/58	6-0	4-2	21-24 L	12/7/75	7-4	3-8	21-0 W	9/10/06	0-0	0-0	26-21 W
12/28/58	9-3	10-3	23-17 W*	11/26/79	4-11	6-9	31-7 W	9/19/10	0-1	1-0	38-14 W
12/27/59	9-3	10-2	31-16 W	11/5/90	2-5	7-0	7-24 L	11/3/14	5-3	3-4	40-24 W
9/15/63	0-0	0-0	28-37 L	12/12/93	4-8	9-3	6-20 L	12/23/18	8-6	5-9	28-27 W



STADIUMS: Memorial 2-1 Hoosier/RCA 0-2 Lucas Oil 2-0 Polo Grounds 0-1 Yankee 3-1 Shea 1-0 Giants 3-1 MetLife 1-0

## COLTS vs. NEW YORK JETS

Points-Allowed: 1494-1546

Regular Season: 41-29 Home: 19-15

Home: 772-743

Away: 722-803


Away: 22-14

Colts Longest Series

Playoffs: 1-3

Streaks: Won 6, Lost 4

DATE	RECORDS		RESULTS	DATE	RECORDS		RESULTS	DATE	RECORDS		RESULTS
	COLTS	OP			COLTS	OP			COLTS	OP	
1/12/69	15-1	12-3	7-16 L	11/21/82	0-2	1-1	0-37 L	9/10/95	0-1	0-1	27-24 W*
10/18/70	3-1	1-3	29-22 W	11/6/83	5-4	4-5	17-14 W	10/29/95	4-3	2-6	17-10 W
12/19/70	10-2-1	4-9	35-20 W	12/4/83	6-7	6-7	6-10 L	9/6/96	1-0	0-1	21-7 W
9/19/71	0-0	0-0	22-0 W	9/2/84	0-0	0-0	14-23 L	11/17/96	5-5	1-9	34-29 W
11/14/71	6-2	3-5	14-13 W	11/11/84	3-7	6-4	9-5 W	10/5/97	0-4	3-2	12-16 L
9/24/72	0-1	1-0	34-44 L	9/28/85	1-2	2-1	20-25 L	12/7/97	1-12	8-5	22-14 W
10/22/72	1-4	3-2	20-24 L	11/3/85	3-5	6-2	17-35 L	9/20/98	0-2	0-2	6-44 L
9/23/73	0-1	0-1	10-34 L	9/28/86	0-3	2-1	7-26 L	11/15/98	1-8	6-3	24-23 W
12/2/73	2-9	3-8	17-20 L	11/16/86	0-10	9-1	16-31 L	10/17/99	2-2	1-3	16-13 W
10/20/74	0-5	1-4	35-20 W	10/11/87	1-2	2-1	6-0 W	11/28/99	8-2	4-6	13-6 W
12/15/74	2-11	6-7	38-45 L	11/1/87	3-3	3-3	19-14 W	11/12/00	6-3	6-3	23-15 W
10/26/75	1-4	2-3	45-28 W	11/6/88	4-5	5-3-1	38-14 W	12/3/00	7-5	8-4	17-27 L
11/16/75	4-4	2-6	52-19 W	12/10/88	8-6	6-7-1	16-34 L	9/9/01	0-0	0-0	45-24 W
10/24/76	5-1	1-5	20-0 W	10/1/89	1-2	1-2	17-10 W	12/23/01	5-8	8-5	28-29 W
11/28/76	9-2	3-8	33-16 W	11/19/89	4-6	2-8	27-10 W	1/4/03	10-6	9-7	0-41 L
9/25/77	1-0	0-1	20-12 W	11/18/90	3-6	4-6	17-14 W	11/16/03	7-2	3-6	38-31 W
11/20/77	8-1	2-7	33-12 W	12/16/90	5-8	4-9	29-21 W	10/1/06	3-0	2-1	31-28 W
10/15/78	2-4	3-3	10-33 L	10/20/91	0-7	3-4	6-17 L	12/27/09	14-0	7-7	15-29 L
12/3/78	5-8	7-6	16-24 L	11/10/91	0-9	5-4	28-27 W	1/24/10	15-2	11-7	30-17 W
10/7/79	0-5	2-3	10-8 W	10/11/92	2-2	1-4	6-3 W*	1/8/11	10-6	11-5	16-17 L
12/2/79	4-9	5-8	17-30 L	12/13/92	6-7	4-9	10-6 W	10/14/12	2-2	2-3	9-35 L
9/7/80	0-0	0-0	17-14 W	11/14/93	3-5	4-4	17-31 L	9/21/15	0-1	1-0	7-20 L
9/28/80	1-2	0-3	35-21 W	12/5/93	3-8	7-4	9-6 W	12/5/16	5-6	3-8	41-10 W
11/8/81	1-8	4-4-1	14-41 L	10/9/94	2-3	2-3	6-16 L	10/14/18	1-4	2-3	34-42 L
11/29/81	1-11	7-4-1	0-25 L	10/30/94	3-5	4-3	28-25 W				



Sweps: Colts (13): 1970,71,75-77,80,87,89,90,92,95,96,99 Jets (6): 1972,73,78,81,85,86  
 Splits (12): 1974,79,83,84,88,91,93,94,97,98,00,01

STADIUMS: Memorial 7-6 Hoosier/RCA 12-7 Lucas Oil 1-3 Shea 8-6 Giants 13-7 MetLife 1-2 Orange Bowl 0-1

## COLTS vs. LAS VEGAS

Points-Allowed: 438-448

Regular Season: 7-9 Home: 2-5

Home: 228-242

Away: 220-173

Away: 5-4

Colts Longest Series

Playoffs: 1-1

Streaks: Won 4, Lost 4

DATE	RECORDS		RESULTS	DATE	RECORDS		RESULTS	DATE	RECORDS		RESULTS
	COLTS	OP			COLTS	OP			COLTS	OP	
1/3/71	12-2-1	9-4-2	27-17 W	12/21/86	2-13	8-7	30-24 W	12/16/07	11-2	4-9	21-14 W
11/28/71	7-3	7-1-2	37-14 W	9/15/91	0-2	1-1	0-16 L	12/26/10	8-6	7-7	31-26 W
10/28/73	2-4	3-2-1	21-34 L	10/22/95	4-2	5-2	17-30 L	9/8/13	0-0	0-0	21-17 W
9/28/75	1-0	1-0	20-31 L	9/10/00	1-0	1-0	31-38 L	12/24/16	7-7	11-3	25-33 L
12/24/77	10-4	11-3	31-37 L*	10/14/01	2-1	3-1	18-23 L	10/28/18	2-5	1-5	42-28 W
11/25/84	4-8	8-4	7-21 L	10/10/04	3-1	2-2	35-14 W	9/29/19	2-1	1-2	24-31 L



STADIUMS: Memorial 1-3 Hoosier/RCA 1-2 Lucas Oil 1-1 Oakland/Alameda County/McAfee Coliseum 4-2  
 LA Memorial Coliseum 1-2  
 RAIDERS: Los Angeles 1982-94 Oakland 1995-2019

# RECORDS



**COLTS vs. PHILADELPHIA** Regular Season: 10-9 Home: 5-3 Away: 5-6  
Points-Allowed: 467-407 Home: 220-152 Away: 247-255 Colts Longest Series Streaks: Won 4, Lost 3

DATE	RECORDS COLTS OP	RESULTS	DATE	RECORDS COLTS OP	RESULTS	DATE	RECORDS COLTS OP	RESULTS
11/15/53	3-4 4-2-1	14-45 L	11/15/81	1-9 8-2	13-38 L	11/10/02	4-4 6-2	35-13 W
11/21/65	8-1 3-6	34-24 W	10/30/83	4-4 4-4	22-21 W	11/26/06	9-1 5-5	45-21 W
9/24/67	1-0 1-0	38-6 W	10/14/84	2-4 2-4	7-16 L	11/7/10	5-2 4-3	24-20 L
10/13/69	1-2 1-2	24-20 W	9/30/90	0-3 1-2	24-23 W	9/15/14	0-1 1-0	27-30 L
12/6/70	8-2-1 2-8-1	29-10 W	12/19/93	4-9 5-8	10-20 L	9/23/18	1-1 1-1	16-20 L
9/29/74	0-2 1-1	10-30 L	12/5/96	7-6 8-5	37-10 W			
10/1/78	1-3 2-2	14-17 L	11/21/99	7-2 3-7	44-17 W			

**STADIUMS:** Memorial 3-1 Hoosier/RCA 2-1 Lucas Oil 0-1 Connie Mack 0-1 Franklin Field 1-0  
Veterans 4-3 Lincoln Financial 0-2

**COLTS vs. PITTSBURGH** Regular Season: 6-19 Home: 4-7 Away: 2-12 Playoffs: 0-5  
Points-Allowed: 506-781 Home: 230-281 Away: 276-500 Colts Longest Series Streaks: Won 2, Lost 7

DATE	RECORDS COLTS OP	RESULTS	DATE	RECORDS COLTS OP	RESULTS	DATE	RECORDS COLTS OP	RESULTS
11/3/57	3-2 3-2	13-19 L	11/13/83	6-4 8-2	13-24 L	10/21/02	4-1 2-3	10-28 L
9/29/68	2-0 0-2	41-7 W	10/21/84	2-5 4-3	17-16 W	11/28/05	10-0 7-3	26-7 W
10/31/71	4-2 3-3	34-21 W	9/8/85	0-0 0-0	3-45 L	1/15/06	14-2 12-5	18-21 L
9/5/74	0-0 0-0	0-30 L	10/18/87	2-2 2-2	7-21 L	11/9/08	4-4 6-2	24-20 W
12/27/75	10-4 12-2	10-28 L	10/6/91	0-5 2-2	3-21 L	9/25/11	0-2 1-1	20-23 L
12/19/76	11-3 10-4	14-40 L	11/22/92	4-6 7-3	14-30 L	10/26/14	5-2 4-3	34-51 L
10/30/77	5-1 4-2	31-21 W	9/18/94	1-1 1-1	21-31 L	12/6/15	5-5 6-5	10-45 L
12/9/78	5-9 12-2	13-35 L	1/14/96	11-7 12-5	16-20 L	11/24/16	5-5 5-5	7-28 L
9/23/79	0-3 3-0	13-17 L	12/29/96	9-7 10-6	14-42 L	11/12/17	3-6 6-2	17-20 L
9/14/80	1-0 1-0	17-20 L	10/12/97	0-5 3-2	22-24 L	11/3/19	5-2 3-4	24-26 L

**STADIUMS:** Memorial 2-4 Hoosier/RCA 2-2 Lucas Oil 0-3 Pitt 1-0 Three Rivers 0-11 Heinz 1-4

**COLTS vs. SAN FRANCISCO** Regular Season: 25-18 Home: 14-7 Away: 11-11  
Points-Allowed: 1016-843 Home: 532-405 Away: 484-438 Colts Longest Series Streaks: Won 13, Lost 5

DATE	RECORDS COLTS OP	RESULTS	DATE	RECORDS COLTS OP	RESULTS	DATE	RECORDS COLTS OP	RESULTS
11/29/53	3-6 6-3	21-38 L	12/18/60	6-5 6-5	10-34 L	9/15/68	0-0 0-0	27-10 W
12/13/53	3-8 8-3	14-45 L	12/3/61	6-5 6-4-1	20-17 W	10/13/68	4-0 2-2	42-14 W
11/28/54	1-8 5-3-1	17-13 W	12/16/61	7-6 7-5-1	27-24 W	10/26/69	3-2 0-4-1	21-24 L
12/11/54	3-8 6-4-1	7-10 L	10/7/62	2-1 1-2	13-21 L	11/16/69	5-3 1-6-1	17-20 L
11/27/55	4-4-1 3-6	26-14 W	11/4/62	3-4 3-4	2-23 W	11/12/72	2-6 3-4-1	21-24 L
12/11/55	5-5-1 3-8	24-35 L	9/22/63	0-1 0-1	20-14 W	10/5/86	0-4 3-1	14-35 L
12/2/56	4-4 2-6-1	17-20 L	10/13/63	1-3 0-4	20-3 W	9/10/89	0-0 0-0	24-30 L
12/16/56	4-6 4-6-1	17-30 L	11/1/64	6-1 2-5	37-10 W	10/15/95	3-2 4-1	18-17 W
11/24/57	5-3 5-3	27-21 W	11/29/64	10-1 3-8	14-3 W	10/18/98	1-5 4-1	31-34 L
12/8/57	7-3 6-4	13-17 L	10/3/65	1-1 2-0	27-24 W	11/25/01	4-5 7-2	21-40 L
11/30/58	8-1 4-5	35-27 W	10/31/65	5-1 3-3	34-28 W	10/9/05	4-0 1-3	28-3 W
12/14/58	9-2 5-6	12-21 L	9/25/66	1-1 0-0-1	36-14 W	11/1/09	6-0 3-3	18-14 W
11/22/59	5-3 6-2	45-14 W	12/18/66	8-5 6-5-2	30-14 W	9/22/13	1-1 1-1	27-7 W
12/5/59	7-3 7-3	34-14 W	10/1/67	2-0 2-0	41-7 W			
11/27/60	6-2 4-4	22-30 L	11/26/67	8-0-2 5-5	26-9 W			

**Sweeps:** Colts (8): 1959,61,63,68 49ers (4): 1953,56,60,69 **Splits (5):** 1954,55,57,58,62  
**STADIUMS:** Memorial 12-5 Hoosier/RCA 1-2 Lucas Oil 1-0 Kezar 9-8 Candlestick/3COM/Monster Park 2-3

**COLTS vs. SEATTLE** Regular Season: 7-5 Home: 3-1 Away: 171-203  
Points-Allowed: 259-294 Home: 88-91 Away: 171-203 Colts Longest Series Streaks: Won 2, Lost 2

DATE	RECORDS COLTS OP	RESULTS	DATE	RECORDS COLTS OP	RESULTS	DATE	RECORDS COLTS OP	RESULTS
9/18/77	0-0 0-0	29-14 W	10/2/94	1-3 3-1	17-15 W	12/24/05	13-1 12-2	13-28 L
11/12/78	4-6 5-5	17-14 W	9/14/97	0-2 0-2	3-31 L	10/4/09	3-0 1-2	34-17 W
9/29/91	0-4 1-3	3-31 L	12/20/98	3-11 7-7	23-27 L	10/6/13	3-1 4-0	34-28 W
12/4/94	5-7 5-7	31-19 W	10/15/00	3-2 2-4	87-24 W	10/1/17	1-2 1-2	18-46 L

**Sweeps:** Colts (1): 1994  
**STADIUMS:** Hoosier/RCA 2-1 Lucas Oil 2-0 Kingdome 3-2 Husky Stadium 1-0 Qwest/CenturyLink Field 0-2

**COLTS vs. TAMPA BAY** Regular Season: 8-6 Home: 5-2 Away: 158-175  
Points-Allowed: 371-315 Home: 213-140 Away: 158-175 Colts Longest Series Streaks: Won 3, Lost 2

DATE	RECORDS COLTS OP	RESULTS	DATE	RECORDS COLTS OP	RESULTS	DATE	RECORDS COLTS OP	RESULTS
10/3/76	2-1 0-3	42-17 W	12/22/91	1-14 2-13	3-17 L	10/7/07	4-0 3-1	33-14 W
9/9/79	0-1 1-0	26-29 L*	10/4/92	1-2 3-1	24-14 W	10/3/11	0-3 2-1	17-24 L
12/15/85	3-11 2-12	31-23 W	9/11/94	1-0 0-1	10-24 L	11/29/15	5-5 5-5	25-12 W
12/27/87	8-6 4-10	24-6 W	11/21/97	0-8 5-3	28-31 L	12/8/19	6-6 5-7	35-38 L
10/16/88	1-5 2-4	35-31 W	10/6/03	4-0 2-1	38-35 W*			

**STADIUMS:** Memorial 1-1 Hoosier/RCA 3-1 Lucas Oil 1-0 Tampa 2-2 Raymond James 1-2

# RECORDS



## COLTS vs. TENNESSEE

Points-Allowed: 1304-1007

Record: 34-16

Home: 744-495

Home: 19-8


Away: 560-512

Away: 15-8

Colts Longest Series Streaks: Won 11, Lost 3

Playoffs: 0-1

DATE	RECORDS		RESULTS	DATE	RECORDS		RESULTS	DATE	RECORDS		RESULTS
	COLTS	OP			COLTS	OP			COLTS	OP	
10/11/70	2-1	2-1	24-20 W	9/14/03	1-0	1-0	33-7 W	12/18/11	0-13	7-6	27-13 W
11/4/73	2-5	0-7	27-31 L	12/7/03	9-3	9-3	29-27 W	10/28/12	3-3	3-4	19-13 W*
11/1/76	6-1	4-3	38-14 W	9/19/04	0-1	1-0	31-17 W	12/9/12	8-4	4-8	27-23 W
10/14/79	1-5	4-2	16-28 L	12/5/04	8-3	4-7	51-24 W	11/14/13	6-3	4-5	30-27 W
9/21/80	1-1	1-1	16-21 L	10/2/05	3-0	1-2	31-10 W	12/1/13	7-4	5-6	22-14 W
12/18/83	6-9	2-13	20-10 W	12/4/05	11-0	3-8	35-3 W	9/28/14	1-2	1-2	41-17 W
9/9/84	0-1	0-1	35-21 W	10/8/06	4-0	0-4	14-13 W	12/28/14	10-5	2-13	27-10 W
12/22/85	4-11	5-10	34-16 W	12/3/06	10-1	4-7	17-20 L	9/27/15	0-2	1-1	35-33 W
11/23/86	0-11	2-9	17-31 L	9/16/07	1-0	1-0	22-20 W	1/3/16	7-8	3-12	30-24 W
11/29/87	5-5	6-4	51-27 W	12/30/07	13-2	9-6	10-16 L	10/23/16	2-4	3-3	34-26 W
9/4/88	0-0	0-0	14-17 L*	10/27/08	3-3	6-0	21-31 L	11/20/16	4-5	5-5	24-17 W
9/23/90	0-2	0-2	10-24 L	12/28/08	11-4	13-2	23-0 W	10/16/17	2-3	2-3	22-36 L
9/13/92	1-0	0-1	10-20 L	10/11/09	4-0	0-4	31-9 W	11/26/17	3-7	6-4	16-20 L
9/4/94	0-0	0-0	45-21 W	12/6/09	11-0	5-6	27-17 W	11/18/18	4-5	5-4	38-10 W
1/16/00	13-3	14-3	16-19 L	12/9/10	6-6	5-7	30-28 W	12/30/18	9-6	9-6	33-17 W
11/3/02	4-3	3-4	15-23 L	1/2/11	9-6	6-9	23-20 W	9/15/19	0-1	1-0	19-17 W
12/8/02	8-4	7-5	17-27 L	10/30/11	0-7	3-3	10-27 L	11/1/19	6-5	6-5	17-31 L



<b>Sweeps:</b> Colts (11): 2003,04,05,09,10,12,13-16,18	Titans (2): 2002,17	<b>Splits (4):</b> 2006,07,08,11,19
<b>STADIUMS:</b> Memorial 2-2 Hoosier/RCA 7-5	Lucas Oil 10-2	Astrodome 2-3 Coliseum/LP/Nissan 13-5
<b>OILERS:</b> Houston 1960-96		
<b>TITANS:</b> 1999-present		

## COLTS vs. WASHINGTON

Points-Allowed: 801-611

Regular Season: 21-10

Home: 480-317

Home: 14-3

Away: 321-294

Away: 7-7

Colts Longest Series Streaks: Won 9, Lost 3

DATE	RECORDS		RESULTS	DATE	RECORDS		RESULTS	DATE	RECORDS		RESULTS
	COLTS	OP			COLTS	OP			COLTS	OP	
10/25/53	2-2	2-1-1	27-17 W	12/13/64	11-2	6-7	45-17 W	11/7/93	3-4	1-6	24-30 L
10/31/54	1-4	0-5	21-24 L	10/17/65	3-1	0-4	38-7 W	10/23/94	3-4	1-6	27-41 L
10/23/55	3-1	2-2	13-14 L	11/6/66	5-2	5-3	37-10 W	10/27/96	5-2	6-1	16-31 L
12/23/56	4-7	6-5	19-17 W	10/29/67	4-0-2	2-2-2	17-13 W	12/19/99	11-2	8-5	24-21 W
11/10/57	3-3	2-4	21-17 W	11/2/69	3-3	4-1-1	41-17 W	10/27/02	4-2	2-4	21-26 L
10/26/58	4-0	2-2	35-10 W	11/18/73	2-7	6-3	14-22 L	10/22/06	5-0	2-4	36-22 W
11/8/59	4-2	2-4	24-27 L	11/7/77	6-1	4-3	10-3 W	10/17/10	3-2	3-2	27-24 W
9/25/60	0-0	0-0	20-0 W	11/6/78	3-6	7-2	21-17 W	11/30/14	7-4	3-8	49-27 W
11/26/61	5-5	0-9-1	27-6 W	12/13/81	1-13	6-8	14-38 L	9/16/18	0-1	1-0	21-9 W
12/8/62	5-7	5-5-2	34-21 W	10/7/84	2-13	3-2	7-35 L				
12/1/63	5-6	3-8	36-20 W	12/22/90	6-8	9-5	35-28 W				

<b>STADIUMS:</b> Memorial 10-1	Hoosier/RCA 3-2	Lucas Oil 1-0	Griffith 1-2	D.C./RFK 4-4	FedEx 2-1
--------------------------------	-----------------	---------------	--------------	--------------	-----------

### TOTAL:

Memorial Stadium	122-91-5	5,071-4,347
Hoosier/RCA Dome	111-88-0	4,445-4,057
Lucas Oil Stadium	66-35-0	2,407-2,051
<b>HOME WON-LOSS-TIED</b>	<b>294-211-5</b>	<b>11,923-10,455</b>
Opposing Sites	245-276-2	10,637-11,856
Neutral Fields	2-2-0	69-77
<b>WON-LOSS-TIED</b>	<b>546-492-7</b>	<b>22,629-22,388</b>

\*Neutral Fields (Four Super Bowls in Orange Bowl/Dolphin/Sun Life Stadium)

# KENNY MOORE II

CORNERBACK



 COLTS IN THE COMMUNITY



## COLTS COMMUNITY PHILOSOPHY

The Indianapolis Colts' mission is to entertain, inspire and unite by winning the right way. Our team is committed to improving the lives of our fellow Hoosiers by building a healthy, inclusive and compassionate community through meaningful outreach, projects and partnerships.

The Colts also support current and former Colts players by engaging with them in charitable, off-field efforts, helping them leave a legacy of service to the community.

The Colts Community key focus areas consist of Health and Wellness, Family and Youth Empowerment, Neighborhood and Community Improvement and NFL Initiatives.





## HEALTH AND WELLNESS

As a sports organization, health and wellness is vital to our success. Likewise, we support community efforts that encourage healthy lifestyles and access to resources and activities that help people be more fit and active.

**Colts Skills Camp**



**Colts 5K**



**Youth Camp at Colts Training Camp**



**Team Smile Event**



**Sunday Night 7-ON-7**



**Simon Cancer Center Visit**



**Bleed Blue Blood Drive**



**Riley Caroling**







## FAMILY AND YOUTH EMPOWERMENT

Youth and families are the building blocks of every community. As such, we strive to help strengthen and empower young people and families so they can foster positive change in their lives and communities.

### Books For Youth



### Training Camp Bike Giveaway



### School Uniform Blitz



### Blue's School Shows



### Lids for Kids



### Real Talk with Mayor's Youth Leadership Council



### Shop With a Colt



### Game Night with Big Brothers Big Sisters of Central Indiana





## NEIGHBORHOOD AND COMMUNITY IMPROVEMENT

Everyone lives in a neighborhood or a community they call their own. We aim to help neighborhoods and communities, and the people who live in them, to be as safe, healthy and engaged as they can be.

### Habitat for Humanity Panel Build



### Huddle for 100



### Playground Build



### Playground Build Ribbon Cutting



### Strikes for Kids



### Horseshoe Helpings



### Player Thanksgiving Distributions



### Holidays with the Houstons





## NFL INITIATIVES

The Colts continue to support NFL initiatives, including Play 60, Hispanic Heritage, Crucial Catch, Salute to Service and Inspire Change through volunteerism and philanthropy of ownership, players and club personnel.

### Hispanic Heritage Month Youth Football Camp



### Pamper Her Pink



### Haunted Runway



### Training Camp Youth Football Skills Camp with IndyPAL



### Random Acts of Flowers



### Armed Forces Day at Training Camp



### VA Hospital Visit



### Pros vs. GI Joes






## BLUE: THE OFFICIAL MASCOT OF THE INDIANAPOLIS COLTS

Blue, the official mascot of the Indianapolis Colts, is now in his 15th season providing game day entertainment, skits and sideline antics for Colts fans. When he's not at Lucas Oil Stadium, Blue is busy traveling the entire state of Indiana bringing joy to all Colts fans. With over 500 appearances last year, it's hard to miss him in your community. For the 2019-2020 school year, Blue performed 107 school shows and visited approximately 47,837 students. This past year, Blue created his online show, 'House of Blue,' that debuted on March 30, 2020. The show aimed to educate and entertain families through a digital platform. The show features Blue's family, including his wife,

Ali, their two kids and their dog. On June 14, 2020, Blue was inducted into the Mascot Hall of Fame along with three other mascots, including Boomer from the Indiana Pacers. He is inspired by the NFL's My Cause My Cleats campaign and wears a new pair of custom shoes each month, designed to tell the stories of Colts fans while raising awareness for the causes important to them. You can request Blue for your next event and find information about school shows, his book and more by calling 317-808-5264 or by visiting: [colts.com/blue](https://colts.com/blue).

Follow Blue on Twitter (@blue), Instagram (@bluecoltsmascot), TikTok (@blue) and Facebook.



Colts In Motion, presented by Belle Tire, is the official mobile experience of the Indianapolis Colts, offering fans exclusive opportunities to interact with the team like never before. To request Colts In Motion for your next event, visit: [colts.com/CIM](https://colts.com/CIM).

### Colts In Motion features:

- Which Colts player do you have the most in common with?
- Experience the thrill of hitting the game day anvil.
- Take your photo with the Peyton Manning replica statue.
- See if you have what it takes to hold for an NFL kicker.
- Witness the past and present Colts greats.
- Giveaways, photo opportunities and more!





## 2020 INDIANAPOLIS COLTS CHEERLEADERS

After celebrating 35 seasons in Indianapolis, the Colts Cheerleaders launched The Next Chapter initiative. Through a renewed focus on highlighting the athleticism, talent and character of our athlete-performers, The Next Chapter includes a professional development program, expanded community service experiences, a new uniform and an expanded Junior Cheer program. This approach is designed to elevate the Colts Cheerleaders as one of the top cheer and dance squads in the NFL by redefining what it means to be a cheerleader and an athlete-performer.



Besides performing for more than 63,000 fans in Lucas Oil Stadium at every home game, these women serve the community in numerous ways. In 2019, the Indianapolis Colts Cheerleaders logged over 100,000 hours at appearances, and in 2018 they launched the NFL's first Community Impact Challenge led by a Professional Cheerleading team. The squad has also traveled to military bases around the world. Squad members have recently traveled to Alaska, Australia, Cuba, Diego Garcia, El Salvador, Honduras, Greenland, Japan and Korea entertaining our service men and women.



The Colts Cheerleaders also commit themselves to being positive role models. The Junior and Preschool Colts Cheer programs currently consist of more than 420 children ages 3-14. The Junior Cheerleaders are instructed on basic fundamentals of dance and discuss confidence, responsibility, positive self-esteem and teamwork. They also have the opportunity to perform at various charitable events and on select game days at Lucas Oil Stadium. In addition to the Junior Cheer Program, the Colts Cheerleaders have had the amazing opportunity to work with Down Syndrome Indiana, serving the down syndrome and special needs community through dance.

The Indianapolis Colts Cheerleading program offers cheerleaders the opportunity to network with friends while continuing their passion for dance and performing. In addition, the program offers the chance to serve in numerous capacities across the state, travel outside of the country and grow in their personal lives. The Indianapolis Colts Cheerleaders aim to entertain, inspire and unite our fans, our community and the next generation of cheerleaders.





## INDIANAPOLIS COLTS RADIO NETWORK



**97.1 HANK FM**

Colts fans will have the chance to listen to games from play-by-play voice Matt Taylor. The Colts radio broadcast team will be featured on flagship stations WFNI (1070 The Fan, 93.5 FM and 107.5 FM), WLHK (97.1 HANK FM) and 41 stations on the Belle Tire Radio Network, which blankets the state of Indiana and reaches into eastern Illinois, southern Michigan, northern Kentucky and western Ohio.

The nine-hour game day broadcast includes a pregame show that features a segment with Colts Head Coach Frank Reich, player interviews and a preview of the upcoming contest. A postgame show follows the conclusion of the game with sound from Reich and key players and a call-in show with fans.

For more information on the Colts Radio Network, visit: [colts.com](http://colts.com).



**MATT TAYLOR**  
Voice of the Colts

### INDIANAPOLIS COLTS RADIO AFFILIATES

Station	Frequency	City
WAWK	94.3 FM	AUBURN
WBRT	1320 AM	BARDSTOWN, KY
WBIW	1340 AM	BEDFORD
WZBD	92.7 FM	BERNE
WGCL	1370 AM	BLOOMINGTON
WRZQ	107.3 FM	COLUMBUS
WIMC	103.9 FM	CRAWFORDSVILLE
WDAN	1490 AM	DANVILLE, IL
WZUS	100.9 FM	DECATUR, IL
WIBN	98.1 FM	EARL PARK
WCRA	1090 AM, 100.5/99.5 FM	EFFINGHAM, IL
WABX	107.5 FM	EVANSVILLE
WKJG	1380 AM	FT. WAYNE
WKJG	101.9 FM	FT. WAYNE
WTRE	1330 AM	GREENSBURG
WREB	94.3 FM	GREENCASTLE
WMXQ	93.5 FM	HARTFORD CITY
WFNI	1070 AM	INDIANAPOLIS
WFNI	107.5 FM	INDIANAPOLIS
WLHK	97.1 FM	INDIANAPOLIS
WFNI	93.5 FM	INDIANAPOLIS
WXVW	1450 AM	JEFFERSONVILLE
WAWK	1140 AM/ 95.5 FM	KENDALLVILLE
WASK	1450 AM/ 101.7 FM	LAFAYETTE
WRZR	94.5 FM	LOOGOOTE
WHBE	680 AM 105.7 FM	LOUISVILLE LOUISVILLE
WORX	96.7 FM	MADISON
WMRI	860 AM	MARION
WEFM	95.9 FM	MICHIGAN CITY
WYFX	106.7 FM	MT. VERNON
WXFN	102.9 FM/ 1340 AM	MUNCIE
WVLN	740 AM	OLNEY, IL
WMYK	98.5 FM	PERU/KOKOMO
WPGW	1440 AM	PORTLAND
WOLK	96.1 FM	RICHMOND
WROI	92.1 FM	ROCHESTER
WSLM	97.9 FM	SALEM
WAXL	103.3 FM	SANTA CLAUSE
WSBT	96.1 FM/ 960 AM	SOUTH BEND
WCJZ	105.7 FM	TELL CITY, OWENSBORO, KY
WWVR	98.5 FM	TERRE HAUTE
WZDM	92.1 FM	VINCENNES
WJOT	105.9 FM/ 1510 AM	WABASH
WRSW	1480 AM/ 99.7 FM	WARSAW
WWBL	106.5 FM	WASHINGTON